

# SINGLE AUGER GRAIN CARTS

# PARTS MANUAL

(851/1051)

**M0276-02**

**Rev. 4/18/24**

This manual applies to:            2017 Production and on

Record the model number and serial number of your cart along with date purchased:

Serial Number \_\_\_\_\_

Date Purchased \_\_\_\_\_

Information in this manual was current at time of printing. However, due to Kinze's ongoing product improvement, production changes may cause your machine to appear slightly different in detail. Kinze Manufacturing, Inc. reserves the right to change specifications or design without notice and without incurring obligation to install the same on machines previously manufactured.

Right hand (R.H.) and left hand (L.H.), as used throughout this manual, are determined by facing in the direction the machine will travel when in use, unless otherwise stated.

**This page left blank intentionally.**

**DRIVE COMPONENTS**

PTO Assembly - 1 $\frac{3}{4}$ "-20 Spline Yoke . . . . .	P1
Intermediate Drive Line . . . . .	P3
Gearbox . . . . .	P5

**MAIN FRAME**

Hitch and Lower Tub . . . . .	P7
Safety Chain . . . . .	P9
Axle P10	
Hub Assembly, Flotation . . . . .	P11
Track Base . . . . .	P12
Track Assembly . . . . .	P13
Track Main Frame . . . . .	P15
Detensioning Tool . . . . .	P17
Camso Service Tools . . . . .	P18
Bogie Hub Assembly . . . . .	P20
Alignment Link W/Hubs . . . . .	P21
Tension Link W/Hubs . . . . .	P22
Clean Out Door Assembly . . . . .	P23
Vertical Auger . . . . .	P25
Upper Vertical Auger Assembly . . . . .	P27
Adjustable Discharge Spout . . . . .	P29
Adjustable Discharge Spout (2023 Production Only) . . . . .	P31
Top Tub and Lower Auger . . . . .	P33
Lower Vertical Auger Assembly . . . . .	P35
Flow Gate . . . . .	P36
Tub and Extension . . . . .	P37
Front Tub Assembly . . . . .	P39
Upper Tub Assembly . . . . .	P41
Upper Tub Extension . . . . .	P43
Tire Assemblies . . . . .	P45
Roll Tarp, Manual . . . . .	P47
Roll Tarp, Electric . . . . .	P49

**HYDRAULICS**

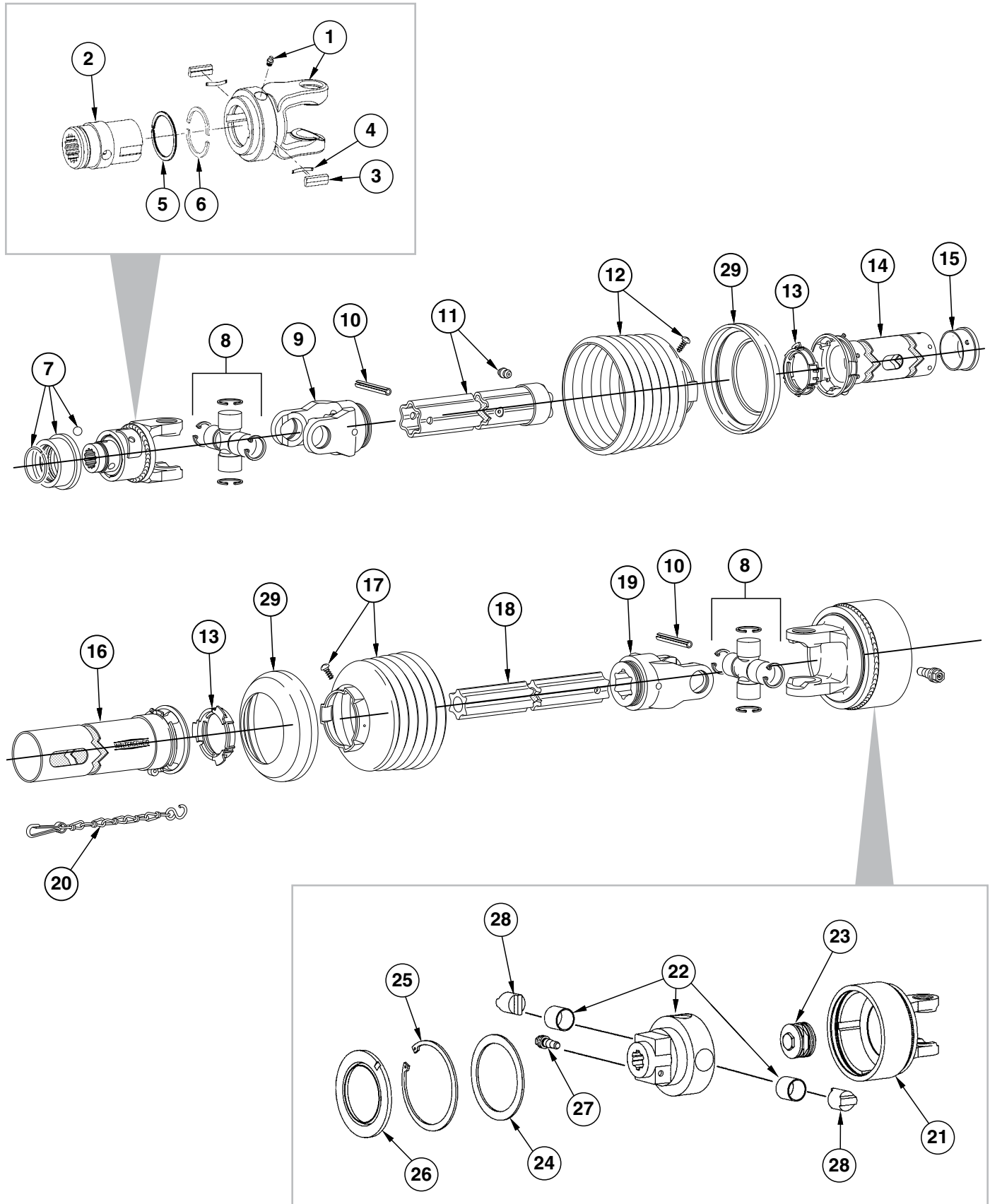
Hydraulic Hoses and Fittings . . . . .	P51
Adjustable Discharge Spout Cylinder . . . . .	P53
Auger Fold Cylinder . . . . .	P54
Hydraulic Flow Gate Cylinder . . . . .	P55
Hydraulic Manifold Block . . . . .	P56

**ELECTRICAL**

Electrical Schematic . . . . .	P57
Safety/Warning Lights, 851 . . . . .	P59
Safety/Warning Lights, 1051 . . . . .	P60
Hitch With Scale Package . . . . .	P61
Hitch Without Scale Package . . . . .	P63
Autolog Scale Package . . . . .	P65
Moisture Sensor Package . . . . .	P67
Monitor and Camera Package . . . . .	P69
Electronic Scale Components . . . . .	P71
Miscellaneous Electronic Scale Components . . . . .	P73

**MISCELLANEOUS . . . . . P75****NUMERICAL INDEX . . . . . P85**

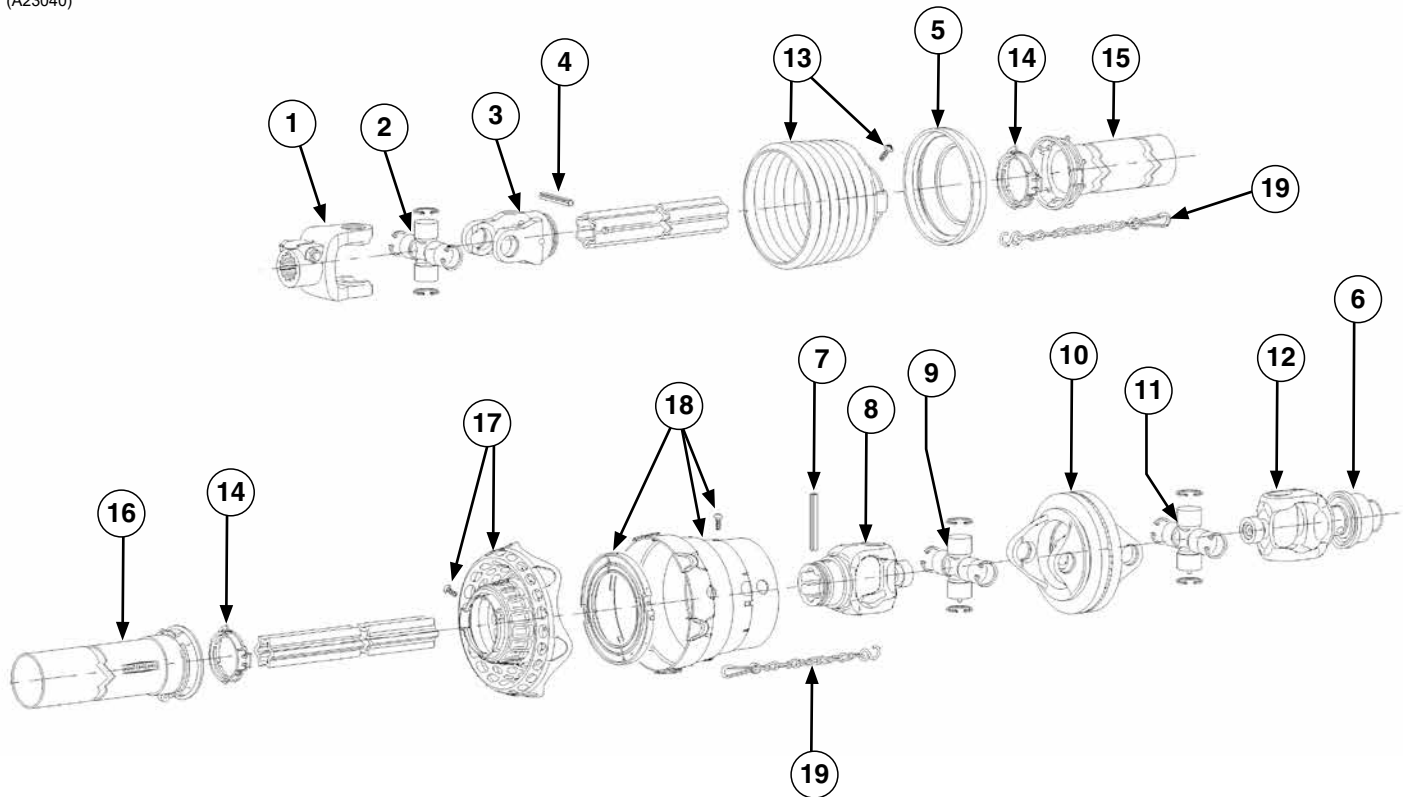
(GR1642/A12243/GR1788)





ITEM	PART NO.	QTY.	DESCRIPTION
1	GR1693	1	Housing W/Grease Fitting
	GR1661	-	Grease Fitting
2	GR1694	1	Hub
3	GR1669	2	Key
4	GR1670	2	Leaf Spring
5	GR1672	1	Retaining Ring
6	GR1695	2	Half Ring
7	GR1246	-	Quick Disconnect Kit
8	GR2045	2	Cross And Bearing Kit
9	GR1215	1	Inboard Yoke
10	GR1211	2	Spring Pin
11	GR1644	1	Profile And Sleeve W/Grease Fitting
	GR1430	-	Grease Fitting, $\frac{3}{16}$ ", Drive-In
12	GR2269	1	Guard Cone W/Screw
13	GR1220	2	Bearing Ring
14	GR2271	1	Inner Guard Tube
15	GR1222	1	Support Bearing
16	GR2270	1	Outer Guard Tube
17	GR1648	1	Guard Cone W/Screw
18	GR1645	1	Inner Profile
19	GR1212	1	Inboard Yoke
20	GR2272	1	Safety Chain
21	GR1794	1	Housing
22	GR1791	1	Hub W/Bushings
	GR1704	-	Bushing
23	GR1792	1	Spring
24	GR1699	1	Washer
25	GR1700	1	Retaining Ring
26	GR1701	1	Ring
27	GR1649	-	Lock Assembly
28	GR1793	4	Cam
29	GR2050	-	Reinforcing Collar
A	GR1640	-	PTO Half-Tractor (Items 1-15 and 19)
B	GR1789	-	PTO Half-Machine (Items 8, 10, 13, and 16-29)
C	GR1642	-	Overrunning Clutch Yoke (Items 1-7)
D	GR1788	1	Torque Limiting Clutch (Items 21-28)

(A23040)

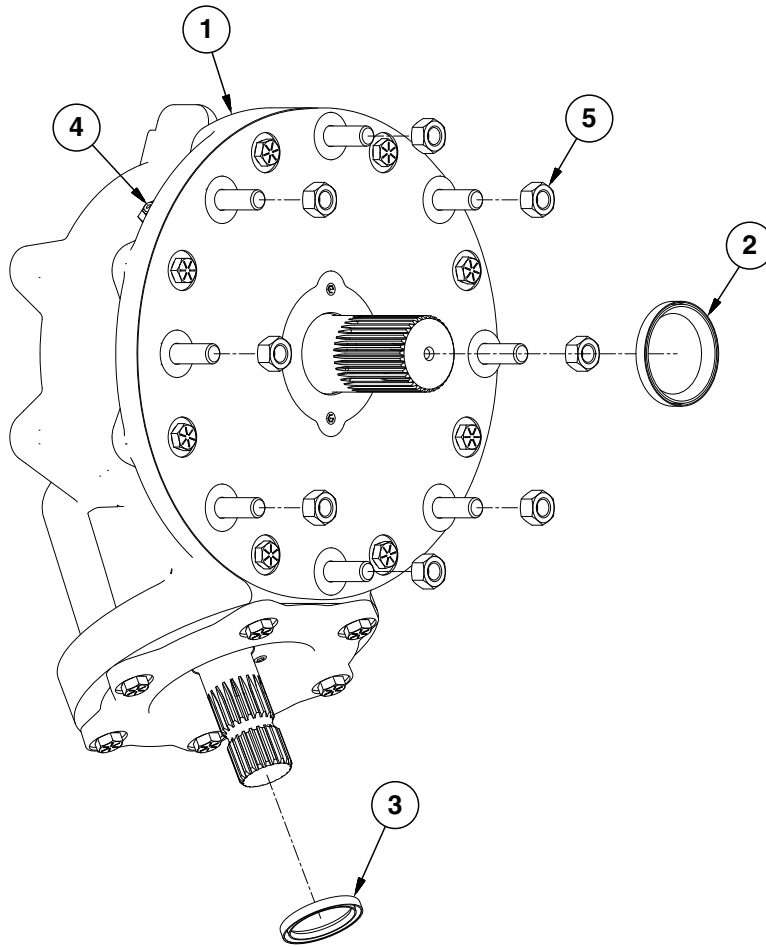


ITEM	PART NO.	QTY.	DESCRIPTION
1	GD23537	1	Yoke
2	GR2045	1	Cross And Bearing Kit
3	GR1215	1	Inboard Yoke
4	GR2111	1	Spring Pin, 10mm x 90mm
5	GR2050	1	Reinforcing Collar
6	GR1246	1	Quick Disconnect Kit
7	GR2017	1	Spring Pin, 10mm x 75mm
8	GR2015	1	Inboard Yoke
9	GR2016	1	Cross And Bearing Kit
10	GR2013	1	Double Yoke
11	GR2014	1	Cross And Bearing Kit
12	GR2012	1	Yoke, 1 $\frac{3}{4}$ "-20
13	GR1217	1	Guard Cone W/Screw
14	GR1220	2	Bearing Ring
15	GR2242	1	Inner Guard Tube
16	GR2243	1	Outer Guard Tube
17	GR2244	1	Flex Net and Guard Assembly
18	GR2245	1	CV Guard and Bearing Assembly
19	GR2272	2	Safety Chain

A	GA23976	-	PTO Half Shaft Gear Box, Items 1-19
B	GA23977	-	PTO Half Drive Line, Items 1-5 and 15

**This page left blank intentionally.**

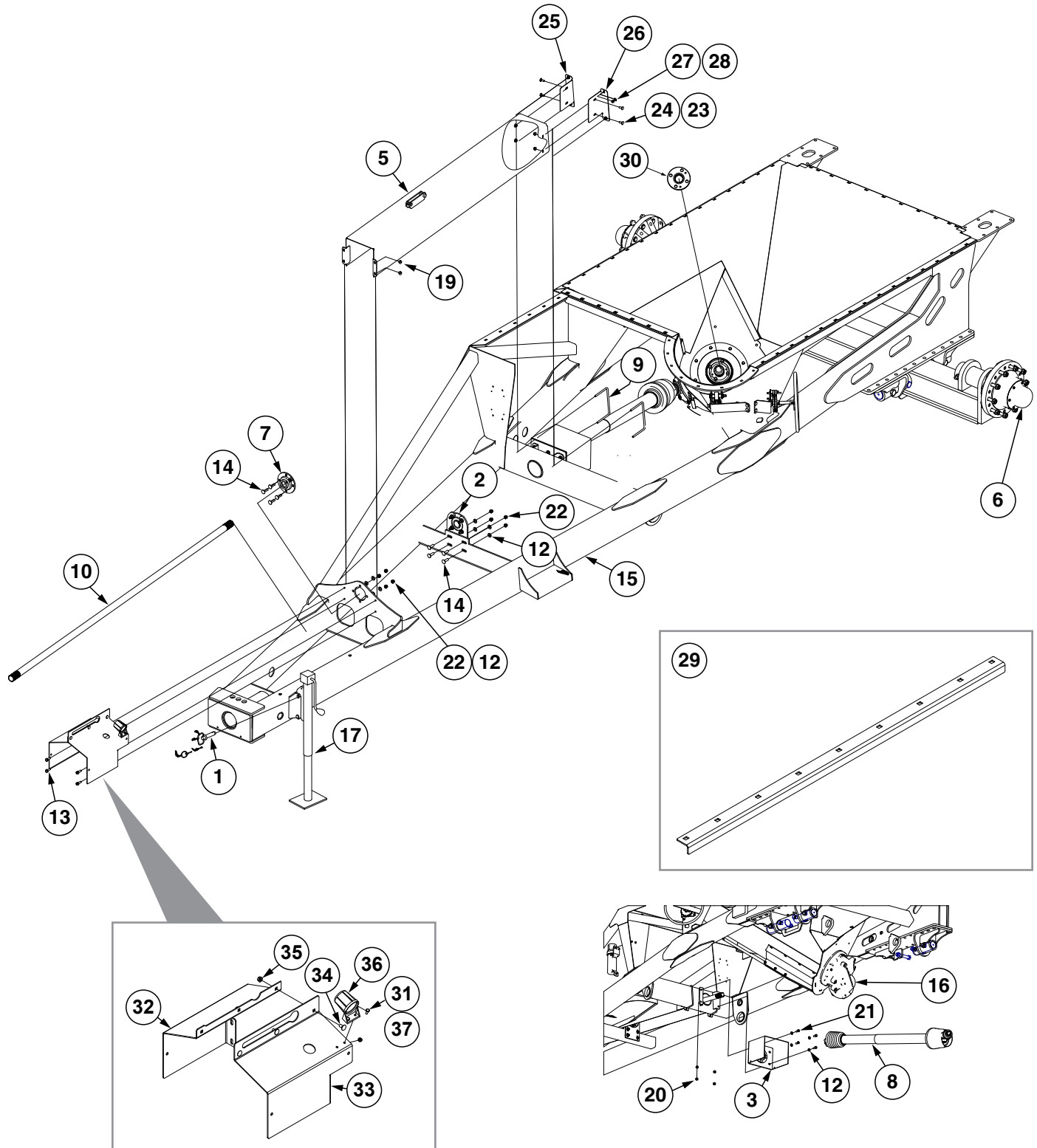
(IP1549)



ITEM	PART NO.	QTY.	DESCRIPTION
1	GA22460	1	Gearbox Complete
2	GR2096	1	Seal
3	GR2248	1	Seal
4	GR2097	1	Plug, 1/8"-27
5	G11490	8	Hex Nut, 5/8"-11, Grade 8

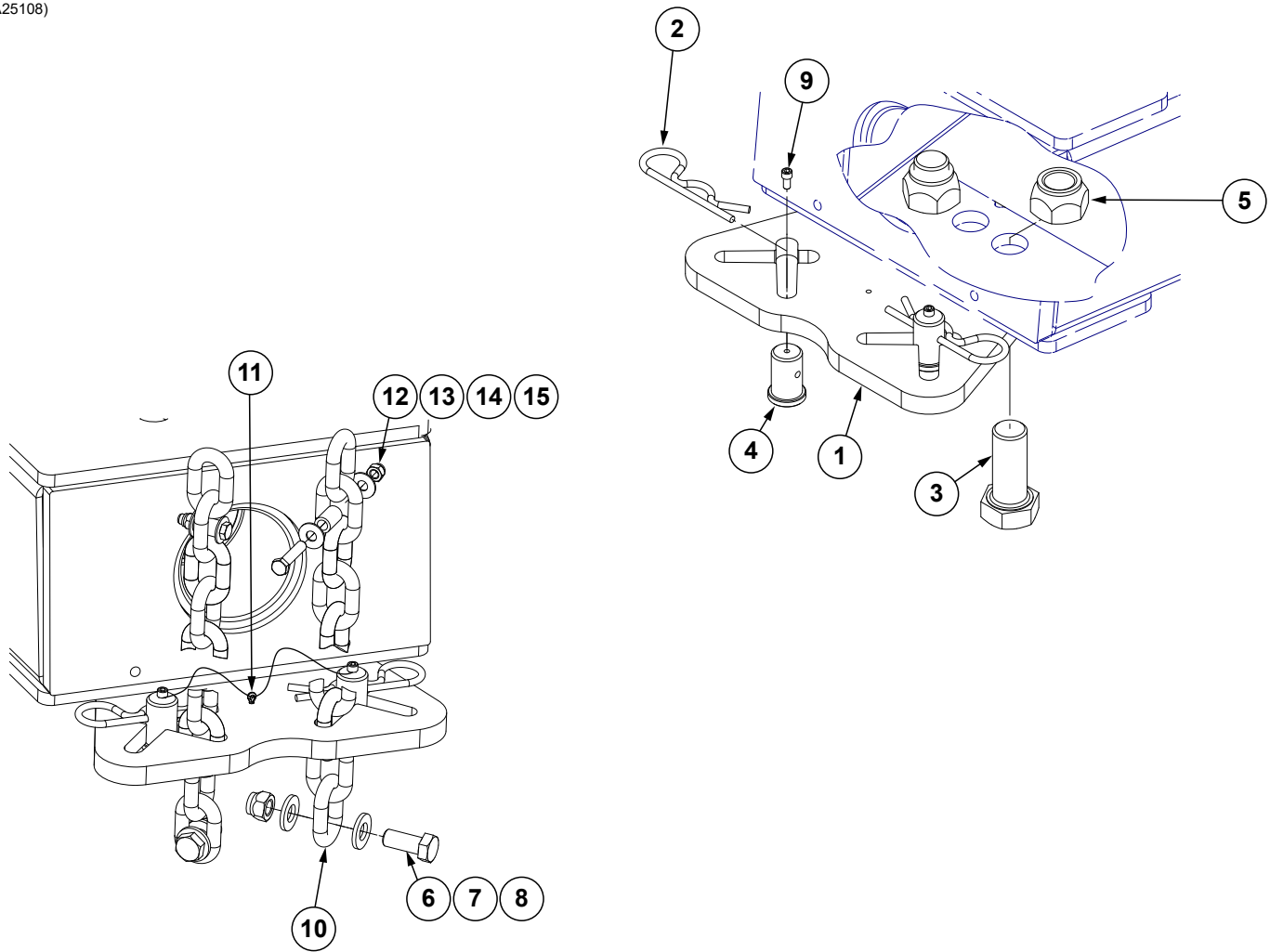
**This page left blank intentionally.**

(A22458-01)



ITEM	PART NO.	QTY.	DESCRIPTION
1	GA4995 G10458 GD5625	1 - -	Detent Pin Assembly Cotter Pin, 3/16" x 1 1/4" (Item Included W/GA4995) Lynch Pin, 3/16" (Item Included W/GA4995)
2	GA23110 GA23041 G10643	1 - -	Shaft Mount Assembly Flange Bearing W/Grease Fitting (Item Included W/GA23110) Grease Fitting, 45°, 1/4"-28 (Item Included W/GA23041)
3	GA22799 GA23041 G10643	1 - -	PTO Shield Flange Bearing W/Grease Fitting (Item Included W/GA23110) Grease Fitting, 45°, 1/4"-28 (Item Included W/GA23041)
4	GA23108	1	PTO Cover
5	GA24286	1	PTO Shaft Cover
6	---	1	<a href="#">"Axle" on page P10</a>
7	GA23041 G10643	1 -	Flange Bearing W/Grease Fitting Grease Fitting, 45°, 1/4"-28 (Included with GA23041)
8	---	-	<a href="#">"PTO Assembly - 1 3/4"-20 Spline Yoke" on page P1</a>
9	GD32432	2	U-Bolt, 8" x 8" x 3/8"-16
10	GD36976	1	Intermediate Drive Line
11	---	-	---
12	G11389	12	Flat Washer, 1/2" Plated SAE
13	G11204	4	Hex Serrated Flange Cap Screw, 3/8"-16 x 1 1/4", Grade 5
14	G11162	8	Carriage Bolt, 1/2"-13 x 1 3/4"
15	GA22461	1	Hitch and Lower Tub (Non-Stock Item)
16	---	-	<a href="#">"Gearbox" on page P5</a>
17	GA14379 GR2153 GR2152	1	Jack Stand Assembly Crank Repair Kit Bevel Gear Set
18	---	-	---
19	G10622	8	Serrated Flange Nut, 3/8"-16
20	G10071	4	Serrated Flange Nut, 1/2"-13
21	G10037	4	Hex Head Cap Screw, 1/2"-13 X 1 1/4"
22	G10111	8	Lock Nut, 1/2"-13
23	G11091	4	Serrated Flange Nut, 3/8"-16
24	G10305	4	Carriage Bolt, 3/8"-16 x 1"
25	GD33762	1	Flanged Cover Plate, R.H.
26	GD33763	1	Flanged Cover Plate, L.H.
27	G11387	4	Flat Washer, 3/8" SAE
28	G10901	4	Lock Nut, 3/8"-16
29	GD34144 GD34145	- -	Tub Flange Clamp, Rear (If Applicable) Tub Flange Clamp, Side (If Applicable)
30	GA14568	1	Auger Drive Lug
31	G10020	2	Hex Head Cap Screw, 1/4"-20 x 5/8"
32	GD33705	1	PTO Cover, R.H.
33	GD33706	1	PTO Cover, L.H.
34	G10308	3	Carriage Bolt, 3/8"-16 x 3/4"
35	G11901	3	Non-Serrated Flange Nut, 3/8"-16, Grade 5
36	GD33707	1	Plug Protector
37	G10621	2	Serrated Flange Nut, 1/4"-20

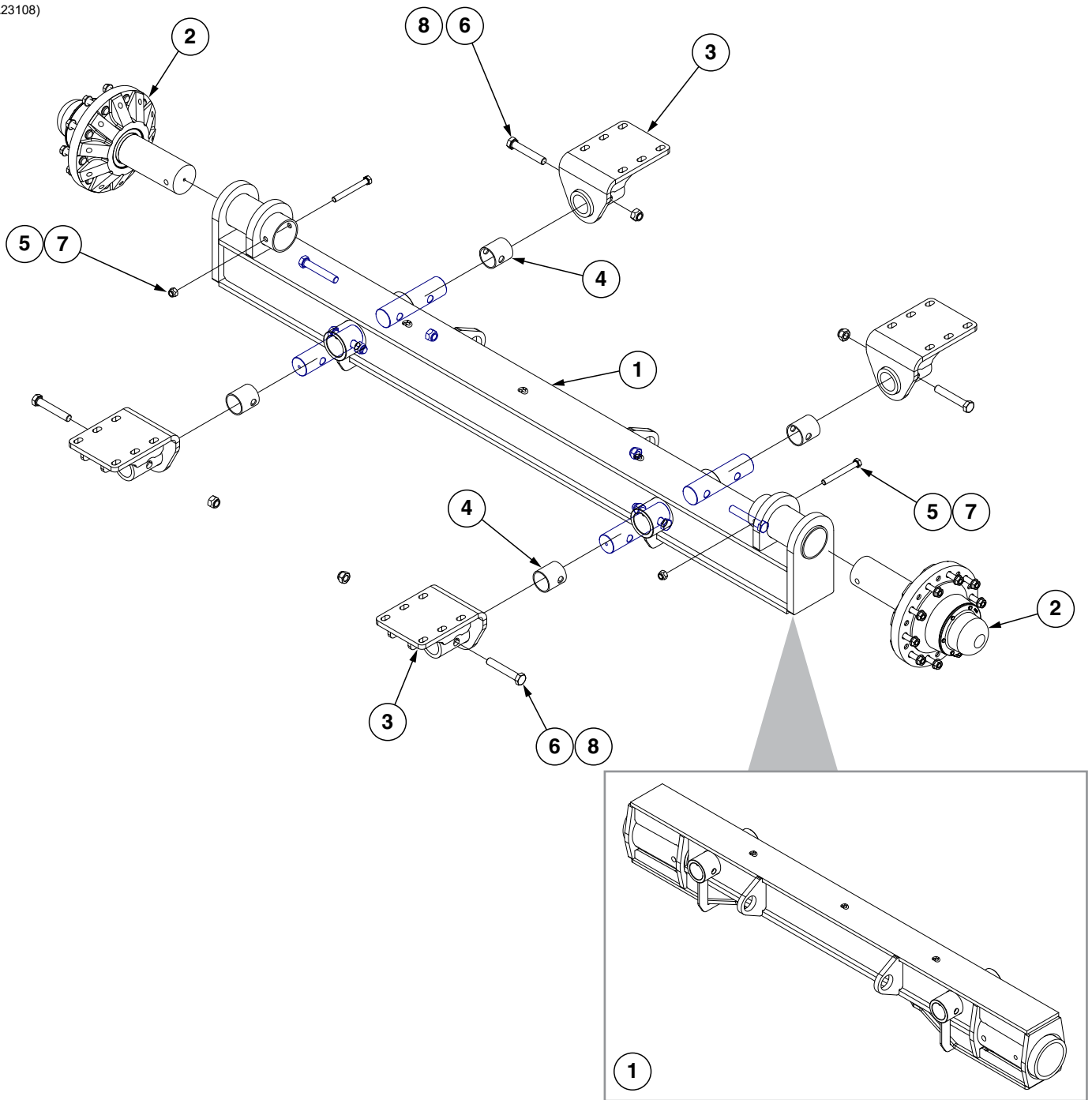
(A25108)



ITEM	PART NO.	QTY.	DESCRIPTION
1	GD35128	1	1/2" Double Chain Latch
2	G10671	2	Hairpin Cotter, 3/16" x 3 1/4"
3	G11058	2	Hex Head Cap Screw, 1 1/4"-7 x 3"
4	GD35129	2	Chain Latch Pin
5	G10157	2	Lock Nut, 1 1/4"-7
6	G10007	2	Hex Head Cap Screw, 5/8"-11 x 1 1/2"
7	G11391	4	Flat Washer, 5/8" SAE
8	G10107	2	Lock Nut, 5/8"-11
9	G11874	2	Hex Socket Head Cap Screw, 1/4"-20 x 1/2"
10	G3324-01	2	Safety Chain, 13MM Grade 70, 97 1/2"
11	GD35201	1	Looped Tether W/Tabs and Cotter Pin
12	G10108	2	Lock Nut, 3/8"-16
13	GD8893-07	2	Sleeve, 1" Long
14	G10210	4	Washer, 3/8" USS
15	G10047	2	Hex Head Cap Screw, 3/8"-16 x 1 3/4"
A	G9940X	-	Double Safety Chain Package

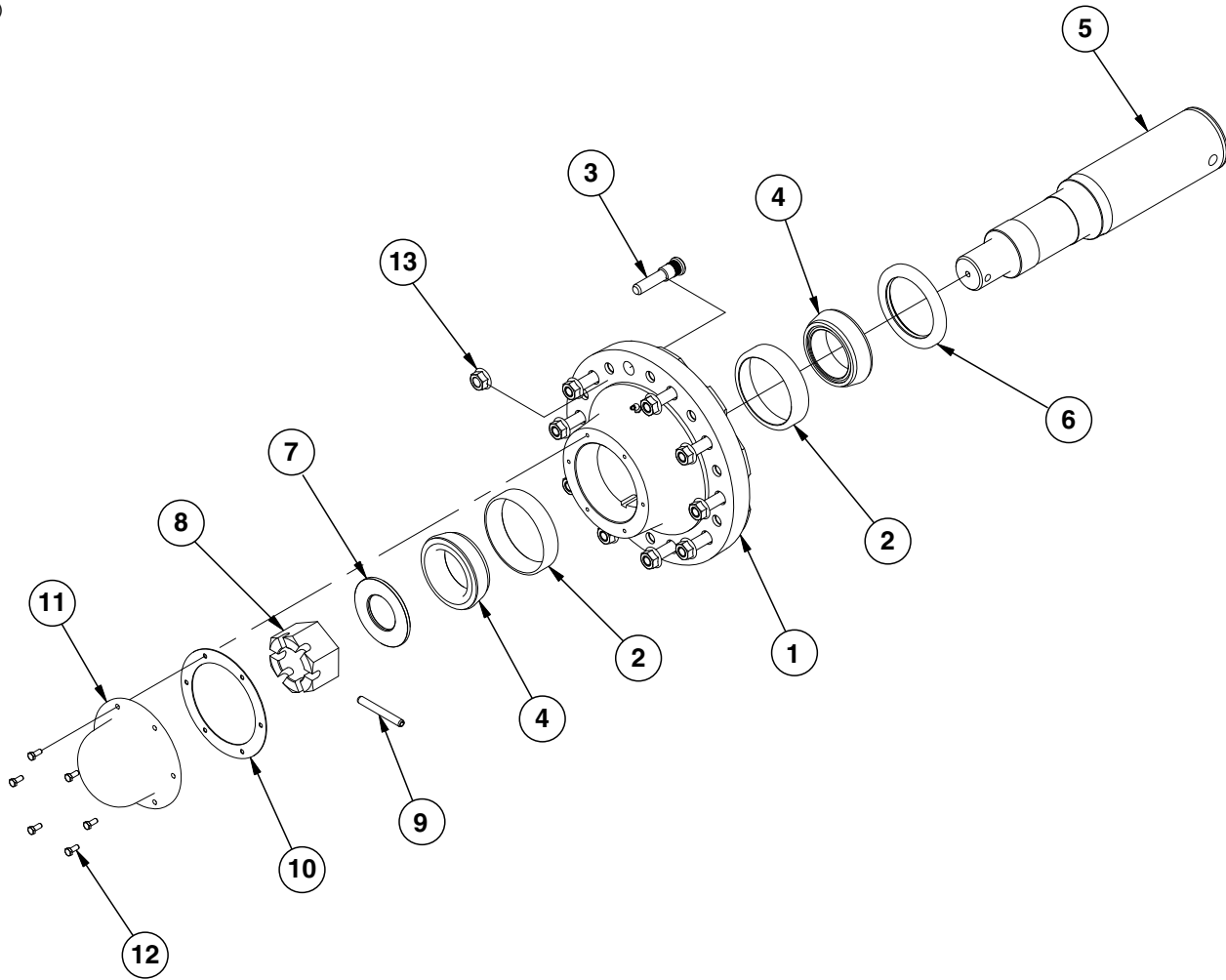


(A23108)



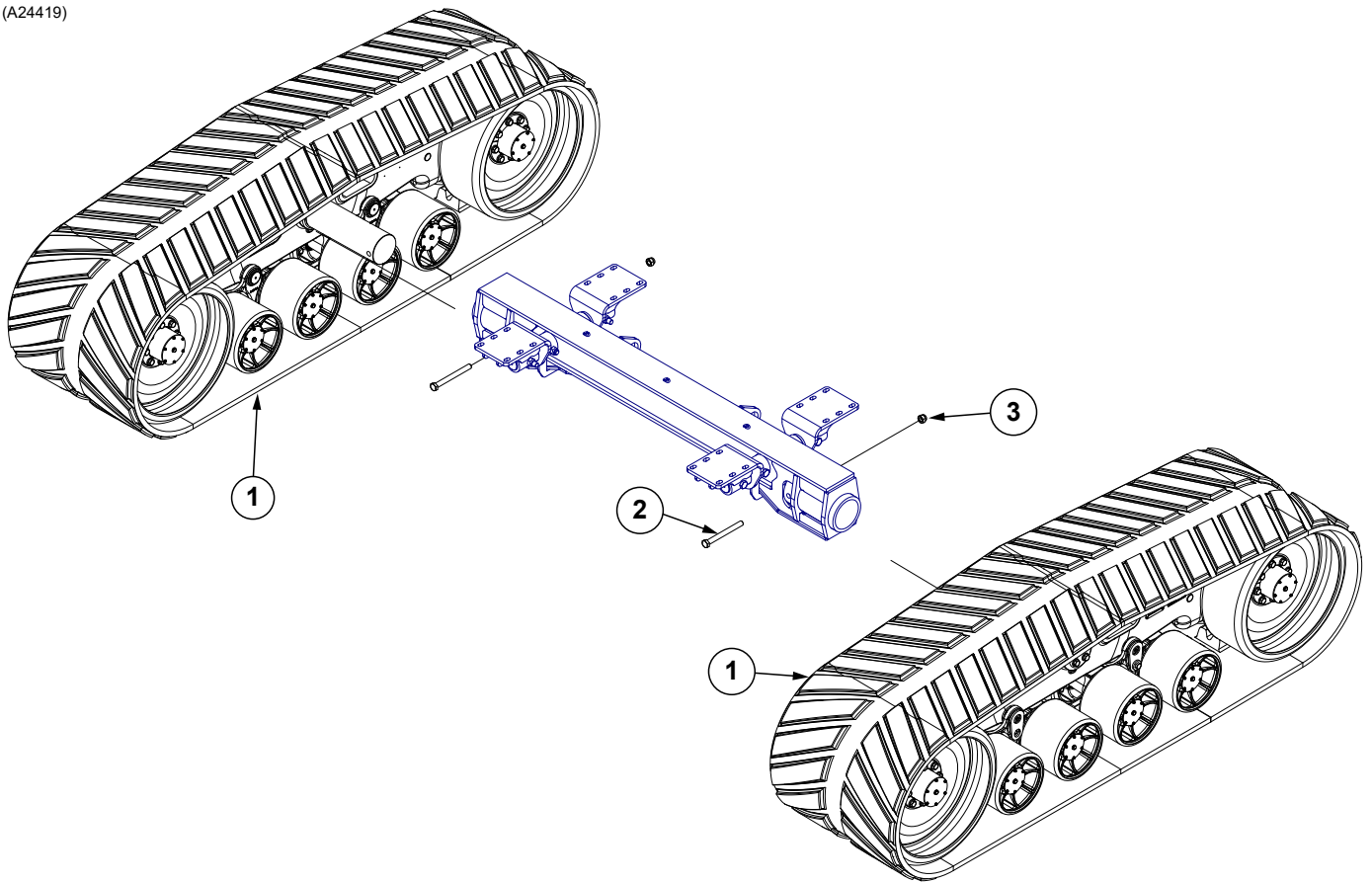
ITEM	PART NO.	QTY.	DESCRIPTION
1	GA22471	1	Axle, Flotation (Non-Stock Item)
	GA25344	-	Axle, Track (Non-Stock Item)
2	---	2	<a href="#">"Hub Assembly, Flotation" on page P11</a> (Flotation Only)
3	GA24237	4	Axle Mount
4	GD29292	4	Inner Weigh Beam Sleeve
5	G10400	2	Hex Head Cap Screw, 3/4"-10 x 6 1/2"
6	G10648	4	Hex Head Cap Screw, 1"-8 x 6", Grade 8
7	G10112	2	Lock Nut, 3/4"-10
8	G10396	4	Lock Nut, 1"-8

(IP1328)



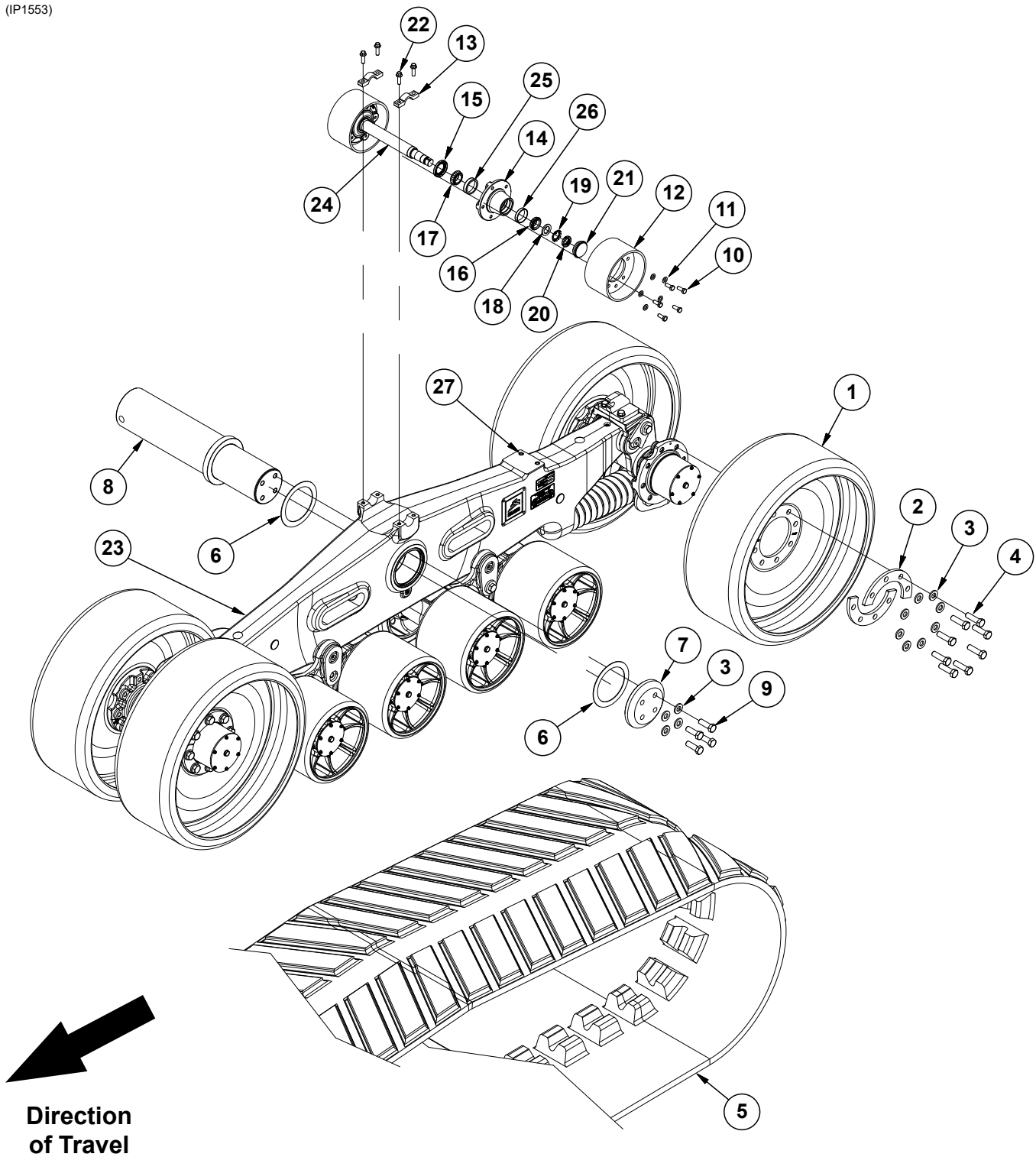
ITEM	PART NO.	QTY.	DESCRIPTION
1	GA11509	1	Hub W/Cups, Grease Fitting And Stud Bolts (20 Bolt High Strength) (Includes Items 2 and 3)
2	GR0191	2	Inner Cup
3	GR1681	10	Stud Bolt, 3/4"-16 x 3 7/8"
4	GA0531	2	Inner Bearing
5	GD22536	1	Spindle
6	GA0532	1	Seal
7	GD16710	1	Washer, 2 1/2"
8	GD16709	1	Slotted Hex Nut, 2 1/2"-20
9	G11196	1	Spring Pin, 1/2" x 4
10	GD16565	1	Seal
11	GB0382	1	Dust Cap
12	G10043	6	Hex Head Cap Screw, 5/16"-18 x 3/4"
13	G10625	10	Flange Nut, 3/4"-16

(A24419)



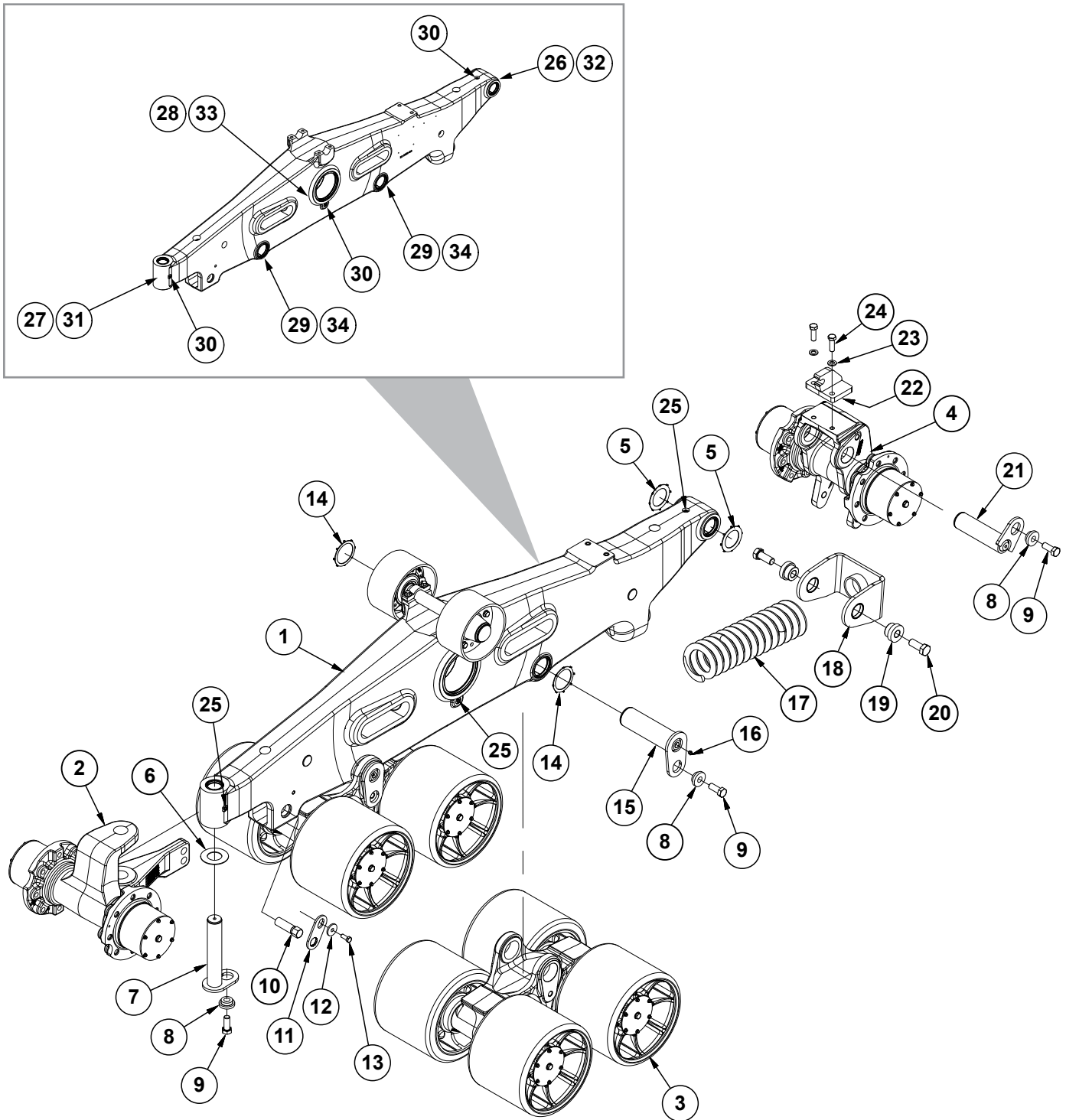
ITEM	PART NO.	QTY. (Per Assembly)	DESCRIPTION
1	---	-	<a href="#">"Track Assembly" on page P13</a>
2	G10808	2	Hex Head Cap Screw, 1"-8 x 10", Grade 8
3	G10396	2	Lock Nut, 1"-8

(IP1553)



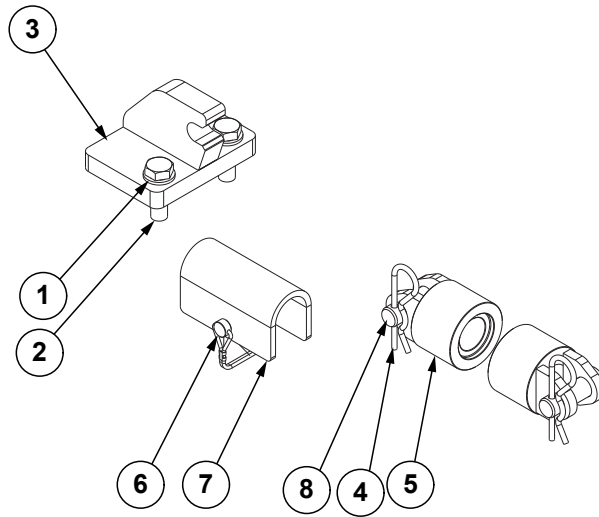
ITEM	PART NO.	QTY.	DESCRIPTION
1	GD34884	4	Idler Wheel
2	GD34856	8	Idler Wheel Back-up Ring
3	GD34836	36	Idler Washer
4	G12211-70	32	Hex Head Cap Screw, M20-2.5 x 70
5	GD34885	1	Pull Behind Track, 302" x 36"
6	GD34887	2	Thrust Washer
7	GD34888	1	End Cap
8	GD34886	1	Main Pin
9	G12210-60	4	Hex Head Cap Screw, M20-2.5 x 60
10	G12207-30	10	Hex Head Cap Screw, M12-1.75 x 30
11	G12039	10	Flat Washer, M12
12	GD34879	2	Roller Carrier
13	GD34859	2	Axle Retainer, Thin Block
14	GD34838	2	Hub W/Bearing Races
15	GD34869	2	Grease Seal
16	GR2277	2	Outer Bearing
17	GR2276	2	Inner Bearing
18	GD34858	2	Tongued Washer
19	GD34865	2	Lock Washer
20	GD34864	2	Lock Nut
21	GD34873	2	Hub Cap
22	G12208-40	4	Hex Socket Flange Cap Screw, M12-1.75 x 40
23	---	-	<a href="#">"Track Main Frame" on page P15</a>
24	GD34857	-	Axle Roller Carrier
25	GD34839	1	Carrier Inner Bearing Race
26	GD34840	1	Carrier Outer Bearing Race
27	GD35092	2	Tapered Plug, M16 x 2
A	GA24938	-	Roller Assembly, Items 14-21 and 24-26

(IP1554)



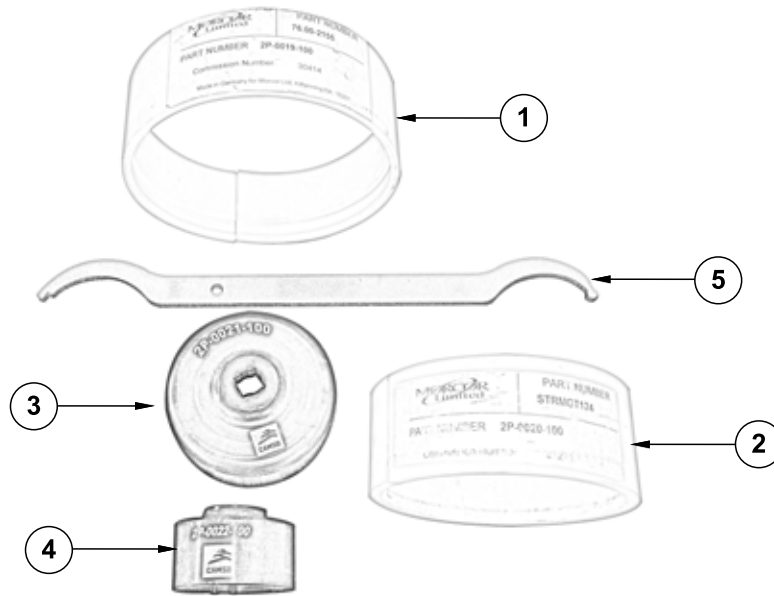
ITEM	PART NO.	QTY.	DESCRIPTION
1	GA24936	1	Main Frame (Non-Stock Item)
2	GA24942	1	Alignment
3	GA24940	2	<a href="#">"Bogie Hub Assembly" on page P20</a>
4	GA24939	1	Tension Link
5	GD34861	2	Thrust Washer, 60mm
6	GD34854	1	Thrust Washer
7	GD34878	1	Pin, 50mm
8	GD34855	4	Flanged Spacer
9	G12209-50	4	Hex Head Cap Screw, M20-2.5 x 50
10	GD35091	2	Long Head Set Screw, 1½" x 85mm
11	GD34853	2	Lock Plate
12	GD34851	2	Flanged Spacer
13	G12207-30	2	Hex Head Cap Screw, M12-1.75 x 30
14	GD34863	4	Thrust Washer
15	GD34882	2	Pin
16	G10641	2	Grease Fitting, ½" NPT
17	GD34874	1	Spring
18	GD34843	1	Seat Spring
19	GD34862	2	Flanged Spacer
20	G12206-60	2	Hex Head Cap Screw, M24-3.0 x 60
21	GD34880	1	Tensioner Pin
22	GD34891	1	Bracket
23	G12040	2	Flat Washer, M16
24	G12205-50	2	Hex Head Cap Screw, M16-2.0 x 50
25	G10641	4	Grease Fitting, ½" NPT
26	GD34846	2	Bushing
27	GD34847	2	Bushing
28	GD34849	2	Bushing
29	GD34850	4	Bushing
30	G10641	4	Grease Fitting, ½" NPT
31	GD34867	2	Scraper Seal
32	GD34868	2	Scraper Seal
33	GD34870	2	Scraper Seal
34	GD34872	4	Scraper Seal

(A24944)



ITEM	PART NO.	QTY.	DESCRIPTION
1	G12040	2	Flat Washer, M16
2	G12205-50	2	Hex Head Cap Screw, M16-2.0 x 50
3	GD34891	1	Bracket
4	G12204	2	Hair Pin Clip, 5MM
5	GD34892	2	Cylinder End
6	GD35310	1	Wire Lock Pin, 5/16" x 3 1/8"
7	GD34889	1	Locking C Shape Plate
8	G12203	2	Clevis Pin, M20 x 60
A	GA24944	-	Detensioing Tool Kit Complete, Items 1-8

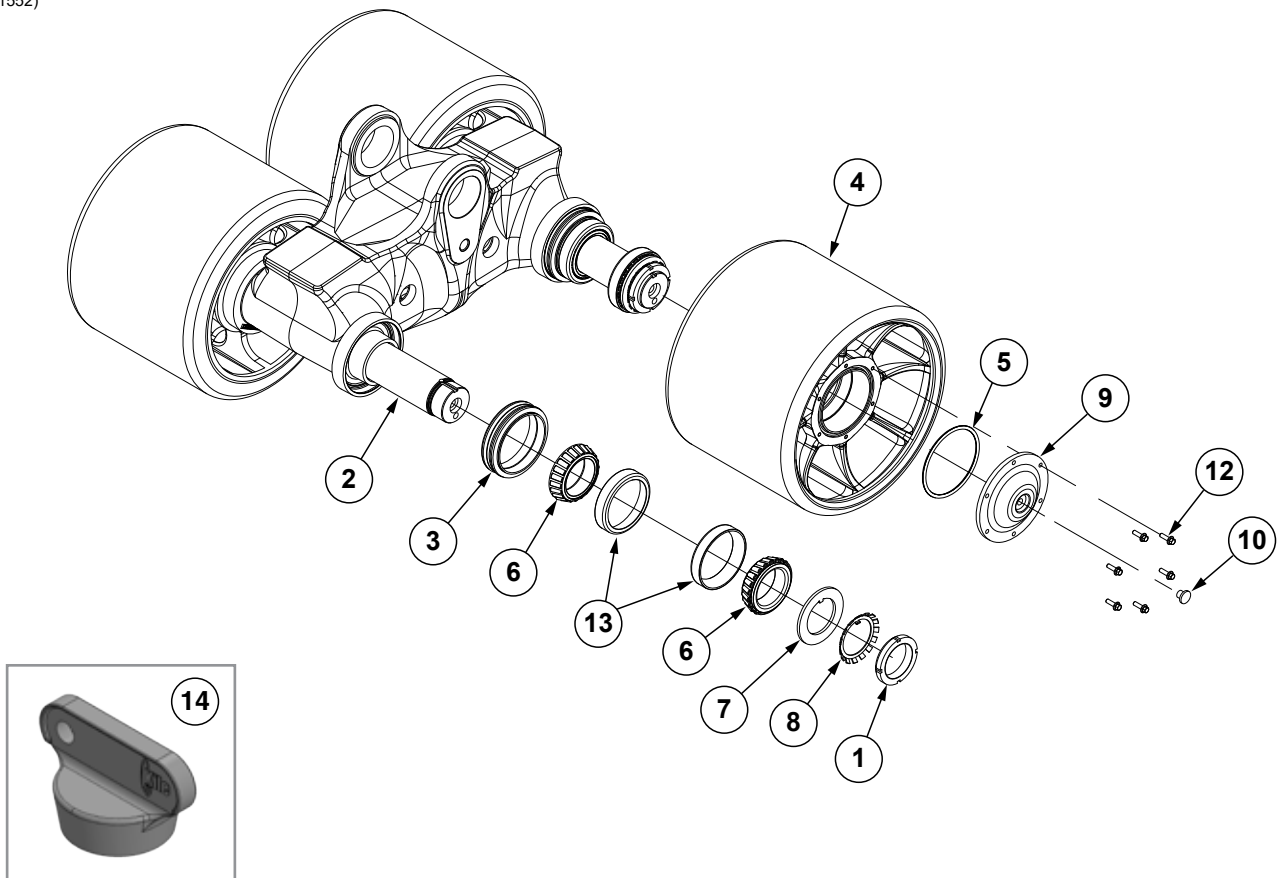




ITEM	PART NO.	QTY.	DESCRIPTION
1	GD34893	1	Seal Installation Tool
2	GD34945	1	Seal Installation Tool
3	GD34946	1	Bearing Locknut Socket, TN-12
4	GD34947	1	Bearing Locknut Socket, N-06
5	GD34948	1	Locknut Tab Bender

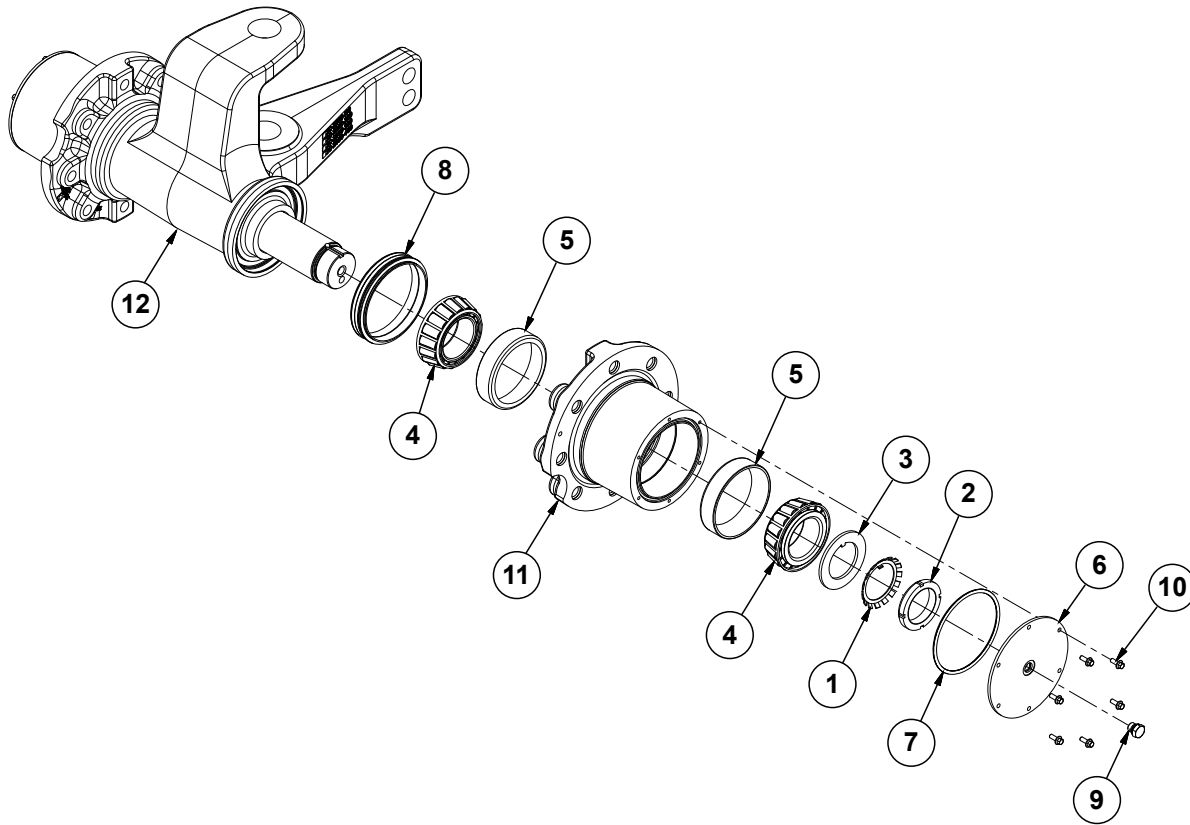
**This page left blank intentionally.**

(IP1552)



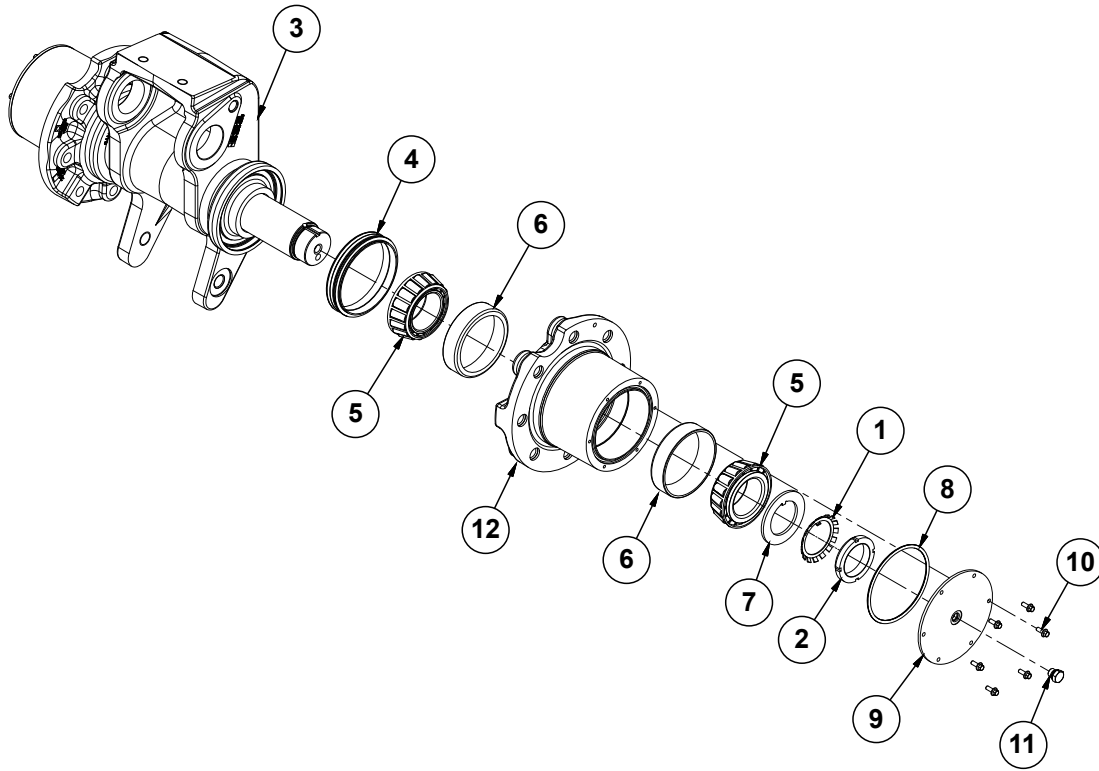
ITEM	PART NO.	QTY.	DESCRIPTION
1	GD35090	4	Idler and Mid Roller Locknut
2	GA24941	1	Bogie Hub
3	GD34871	4	High Temp O-Ring
4	GD34883	4	Mid-Roller Wheel
5	GD34835	4	O-Ring
6	GR2278	8	Mid-Roller Bearing (Includes Item 13)
7	GD34837	4	Tongue Washer
8	GD34890	4	Idler Lock Washer
9	GD36718	4	Clear Cap Cover
10	GD36717	4	Oil Plug
11	---	---	---
12	G12221	24	Hex Non-Serrated Flange Cap Screw, M6-1.0 x 20
13	GR2278	8	Mid-Roller Bearing Race (Includes Item 6)
14	GD36719	-	Oil Plug Tool
A	GA24940	---	Bogie Hub Assembly (Items 1-13)

(IP1555)



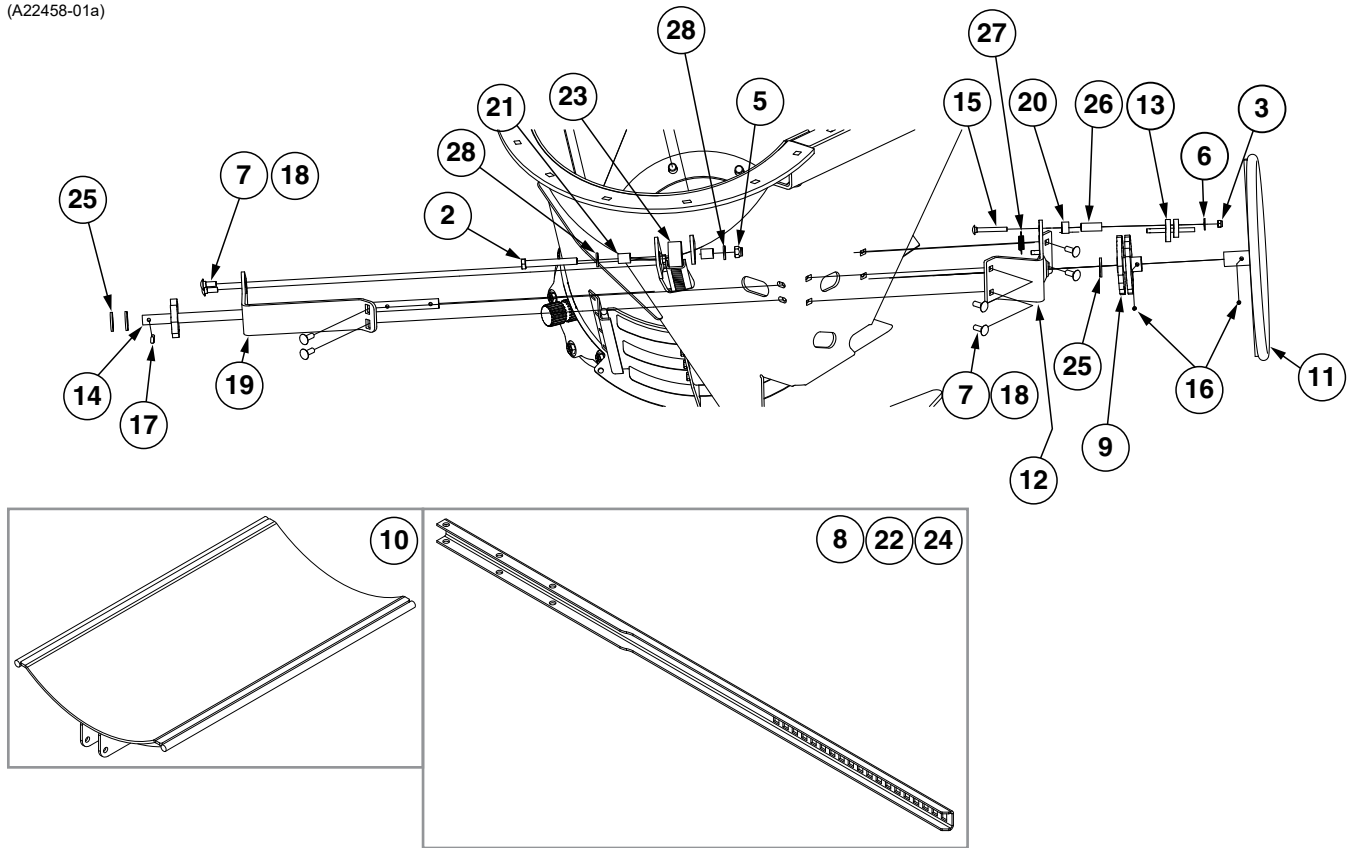
ITEM	PART NO.	QTY.	DESCRIPTION
1	GD34890	2	Idler Lock Washer
2	GD35090	2	Idler and Mid Roller Locknut
3	GD34837	2	Tongue Washer
4	GA25054	4	Idler Bearing
5	GD34842	4	Idler Bearing Race
6	GD34852	2	Idler Hub Cover
7	GD34866	2	O-Ring
8	GD34944	2	Seal
9	GD34943	2	Plug
10	G12202-16	12	Hex Socket Flange Cap Screw, M6-1.0 x 16
11	GA24943	1	Idler Hub
12	GD34845	1	Alignment Link
A	GA24942	-	Alignment Link W/Hubs

(IP1556)



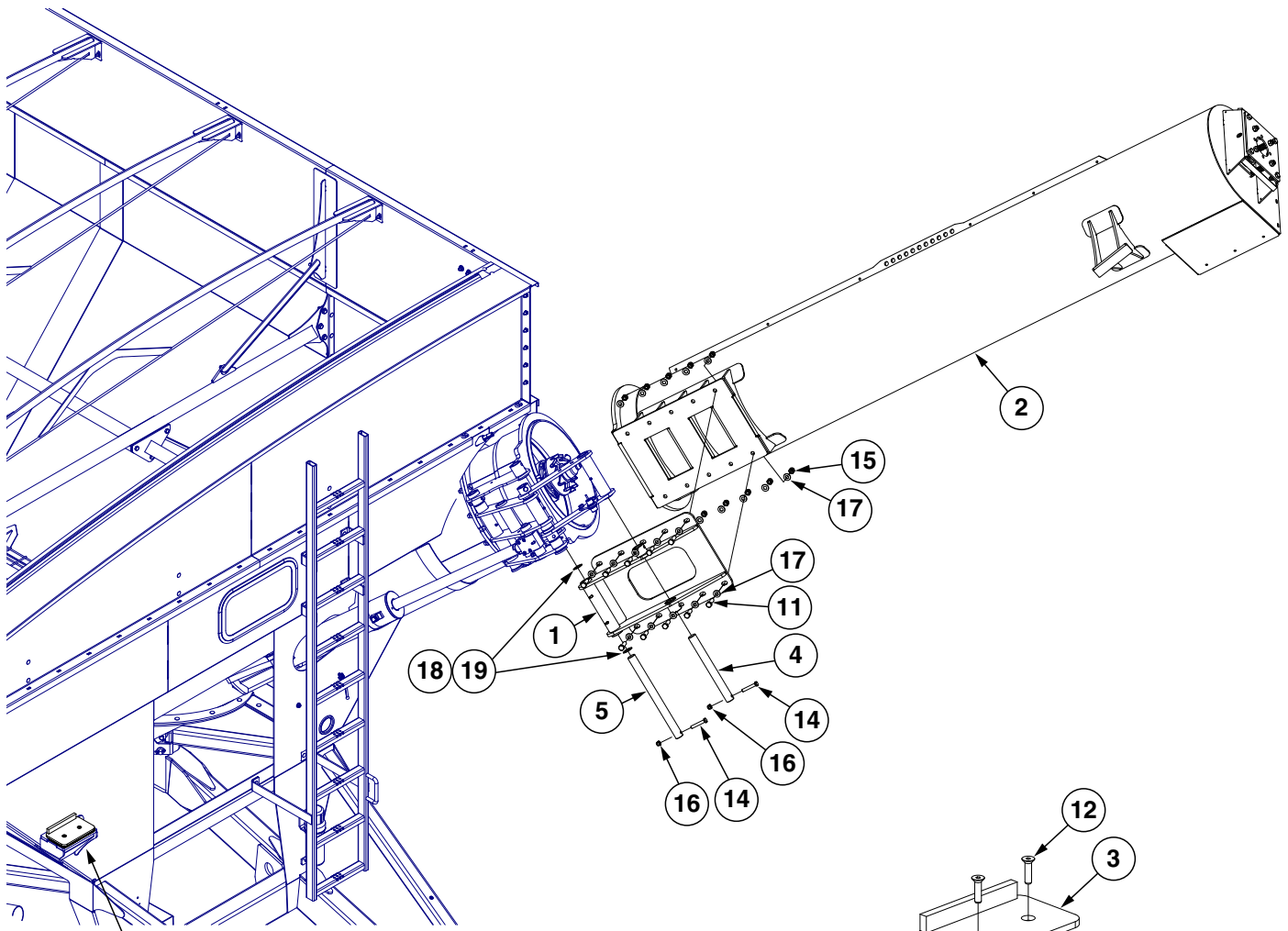
ITEM	PART NO.	QTY.	DESCRIPTION
1	GD34890	2	Idler Lock Washer
2	GD35090	2	Idler and Mid Roller Locknut
3	GD34844	1	Tension Link
4	GD34944	2	Seal
5	GA25054	4	Idler Bearing
6	GD34842	4	Idler Bearing Race
7	GD34837	2	Tongue Washer
8	GD34866	2	O-Ring
9	GD34852	2	Idler Hub Cover
10	G12202-16	12	Hex Socket Flange Cap Screw, M6-1.0 x 16
11	GD34943	2	Plug
12	GA24943	1	Idler Hub
A	GA24939	-	Tension Link W/Hubs

(A22458-01a)

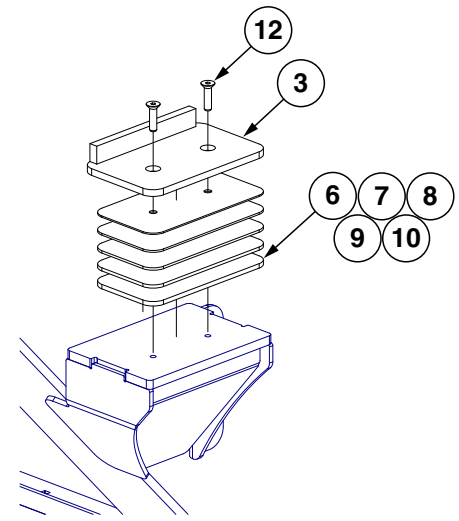


ITEM	PART NO.	QTY.	DESCRIPTION
1	---	-	---
2	G10035	1	Hex Head Cap Screw, 1/2"-13 x 4"
3	G10109	4	Lock Nut, 5/16"-18, Grade 8
4	---	-	---
5	G10111	9	Lock Nut, 1/2"-13
6	G10219	1	Washer, 5/16" USS
7	G10305	8	Carriage Bolt, 3/8"-16 x 1"
8	G10325	3	Hex Head Cap Screw, 3/8"-16 x 2 3/4"
9	GA23023	1	Gears
10	GA23020	1	Clean Out Door
11	GA23019	1	Opener Wheel
12	GA23018	1	Handle Support
13	GA23017	1	Gear Stop
14	GA23016	1	Gear Shaft
15	G10902	1	Carriage Bolt, 5/16"-18 x 2 1/2", Grade 5
16	G11646	2	Slotted Spring Pin, 1/4" x 1 1/4"
17	G10465	1	Cotter Pin, 1/4" x 1 1/4"
18	G11091	16	Serrated Flange Nut, 3/8"-16
19	GD32982	1	Bracket
20	GD32981	1	Sleeve
21	GD10538-25	2	Sleeve, 3/4" O.D. x .532" I.D. x 1 5/16"
22	GD32971	1	Track Plate
23	GD32960	1	Bushing
24	G11091	3	Serrated Flange Nut, 3/8"-16
25	G11392	3	Flat Washer, 3/4" SAE
26	GD2971-28	1	Sleeve
27	GD34094	1	Spring
28	G11389	2	Flat Washer, 1/2" Plated SAE

(A22502)



See Detail A

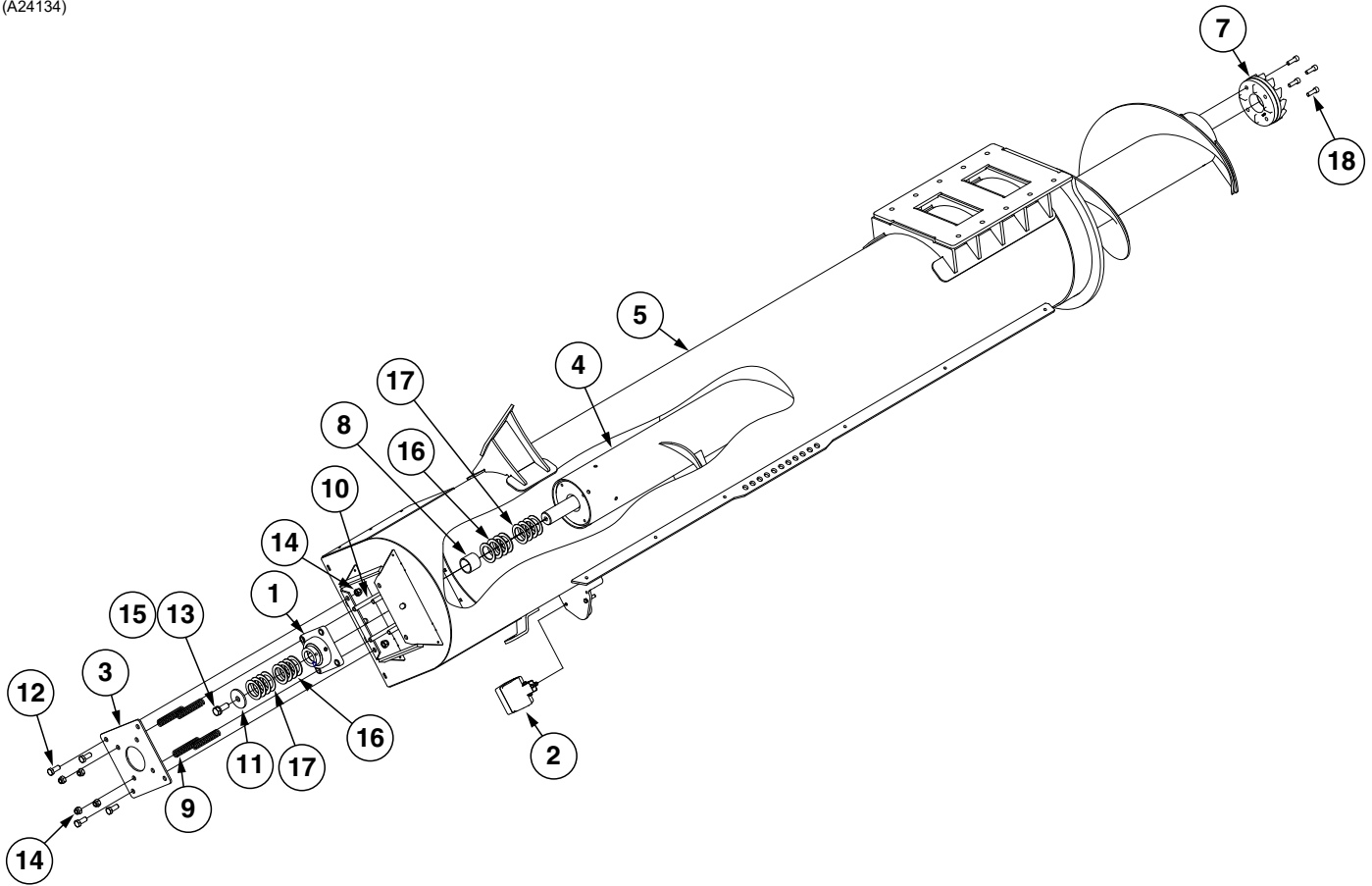


Detail A  
(Rotated for Clarity)



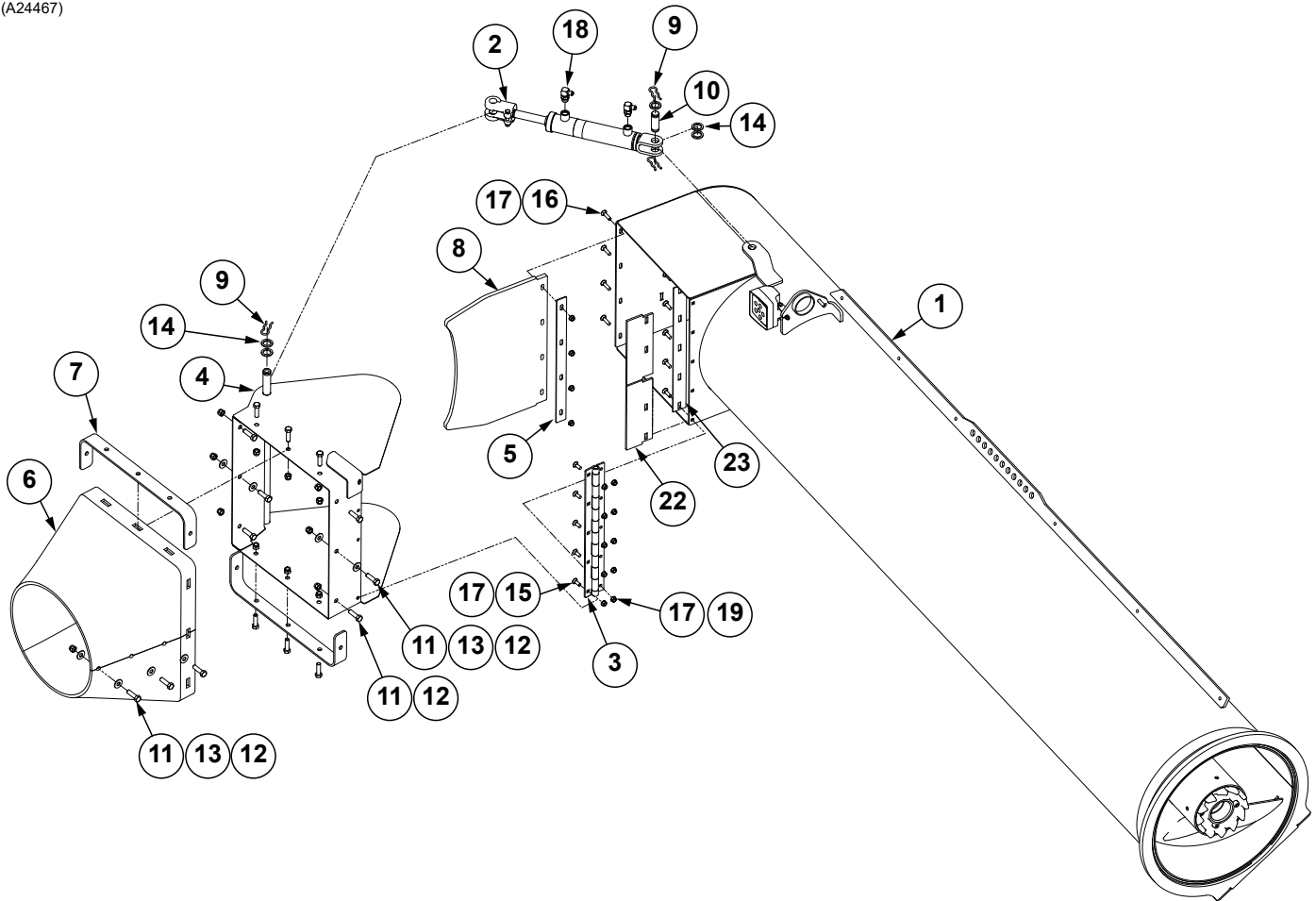
ITEM	PART NO.	QTY.	DESCRIPTION
1	GA22475	1	Upper Auger Hinge
2	---	1	<a href="#">"Upper Vertical Auger Assembly" on page P27</a>
3	GA24270	1	Auger Rest
4	GD31834-03	1	Pin, 1½" O.D. x 14¾"
5	GD31834-04	1	Pin, 1½" O.D. x 18"
6	GD33691-01	1	Shim, 8½" x 4½" x ¼"
7	GD33691-02	1	Shim, 8½" x 4½" x .1793"
8	GD33691-03	1	Shim, 8½" x 4½" x .1345"
9	GD33691-04	1	Shim, 8½" x 4½" x .1046"
10	GD33691-05	1	Shim, 8½" x 4½" x .0747"
11	G10006	10	Hex Head Cap Screw, ⅝"-11 x 2¼"
12	G10267701	2	Hex Flat Head Cap Screw, ⅜"-16 x 2"
13	---	-	---
14	G10038	2	Hex Head Cap Screw, ½"-13 x 3"
15	G10107	10	Lock Nut, ⅝"-11
16	G10111	2	Lock Nut, ½"-13
17	G11391	20	Flat Washer, ⅝" SAE
18	G10450	-	Washer, 2¼", 18 Gauge (.0478")
19	G11531	-	Washer, 2¼", 12 Gauge (.1046")

(A24134)



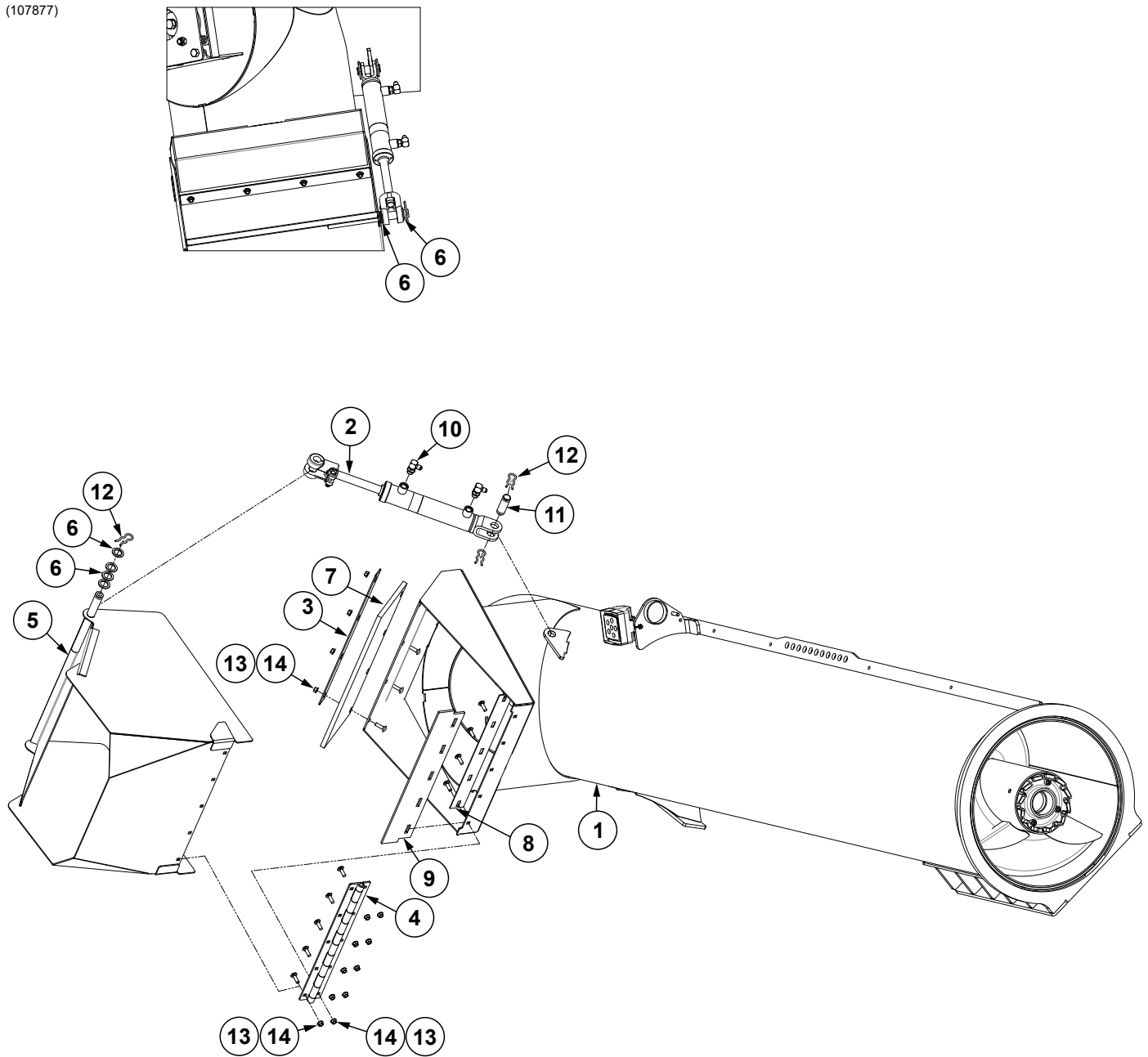
ITEM	PART NO.	QTY.	DESCRIPTION
1	GA0449	1	Bearing W/Lock Collar, Set Screw And Grease Fitting, 2"
	GR0265	-	Lock Collar (Item Included W/GA0449)
	G10080	-	Hex Socket Set Screw, 7/16"-14 x 7/16" (Item Included W/GA0449)
	GR1376	-	Lock Collar (Item Included W/GA0449)
	G10850	-	Hex Socket Set Screw, 7/16"-20 x 7/16" (Item Included W/GA0449)
	GR1434	-	Lock Collar (Item Included W/GA0449)
	G10120	-	Hex Socket Set Screw, 3/8"-16 x 1/2" (Item Included W/GA0449)
	GR1174	-	Lock Collar (Item Included W/GA0449)
	G10849	-	Hex Socket Set Screw, 3/8"-24 x 1/2" (Item Included W/GA0449)
	G10641	-	Grease Fitting, 1/8" NPT (Item Included W/GA0449)
2	GA15472	1	Work Light ( <a href="#">"Electrical Schematic" on page P57</a> )
3	GD13778	1	Bearing Mount Plate
4	GA24136	1	Upper Vertical Auger
5	GA24142	1	Upper Vertical Auger Tube (2017-2022 Production)
	G10784301	1	Upper Vertical Auger Tube (2023 Production and On)
6	---	-	---
7	GD32153	1	Upper Coupler
8	GD3457-09	1	Sleeve, 2" x 2 1/4" Long
9	GD6433	4	Spring
10	G10068	4	Hex Head Cap Screw, 5/8"-11 x 6"
11	GD9592	1	Special Washer
12	G10005	4	Hex Head Cap Screw, 5/8"-11 x 1 3/4"
13	G10026	1	Hex Head Cap Screw, 3/4"-10 x 2"
14	G10107	8	Lock Nut, 5/8"-11
15	G10231	1	Lock Washer, 3/4"
16	G10234	8	Machine Bushing, 2 1/8", 10 Gauge (.1345")
17	G10336	8	Machine Bushing, 2 1/8", 14 Gauge (.0747")
18	G11559	4	Hex Socket Head Cap Screw, 1/2"-13 x 1 1/2", Grade 8

(A24467)



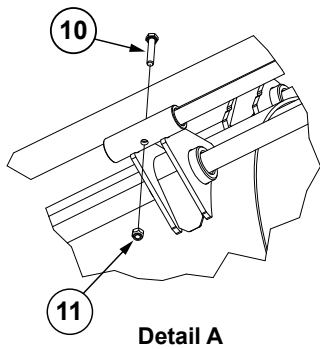
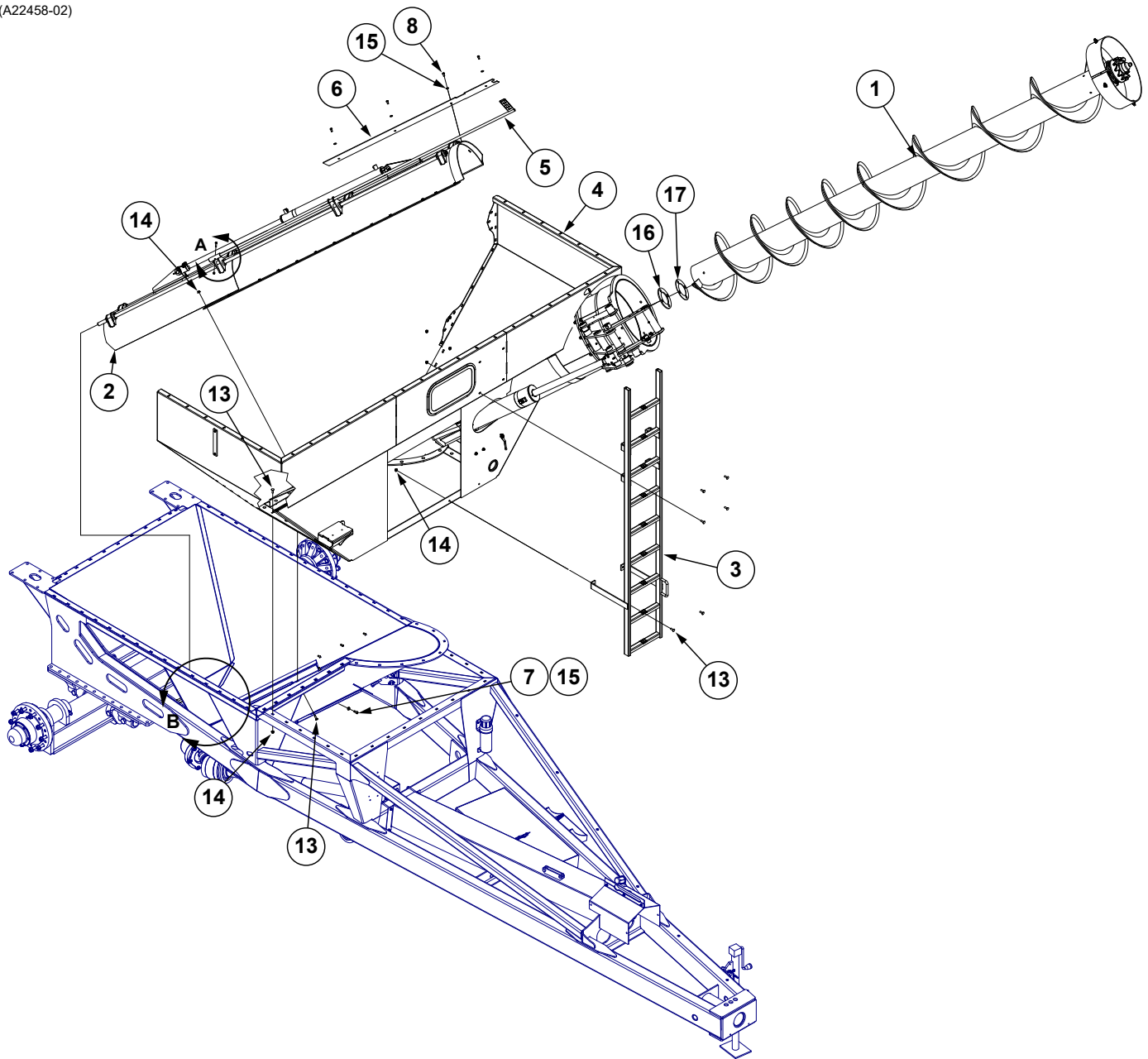
ITEM	PART NO.	QTY.	DESCRIPTION
1	---	1	<a href="#">"Upper Vertical Auger Assembly" on page P27</a>
2	GA21166	1	<a href="#">"Adjustable Discharge Spout Cylinder" on page P53</a>
3	GA22401	1	Continuous Hinge
4	GA22860	1	Discharge Hood
5	GD32278	1	Diverter Bar
6	GD34401	1	Rubber Chute
7	GD32482	2	Side Mount Plate
8	GD32483	1	Diverter Flap
9	GR0193	3	Hair Pin Clip
10	GR0367	1	Pin, 1" x 2 <sup>7</sup> / <sub>8</sub> "
11	G10039	15	Hex Head Cap Screw, 1/2"-13 x 1 <sup>3</sup> / <sub>4</sub> "
12	G10111	15	Lock Nut, 1/2"-13
13	G10216	10	Washer, 1/2" USS
14	G10233	5	Machine Bushing, 1 1/2" x 1/32", 10 Gauge (.1345")
15	G10305	5	Carriage Bolt, 3/8"-16 x 1"
16	G10301	4	Carriage Bolt, 3/8"-16 x 1 1/2"
17	G11091	14	Serrated Flange Nut, 3/8"-16
18	G6801-06-08	2	Elbow W/O-Ring, 90°, 9/16"-18 Male JIC To 3/4"-16 O-Ring
	GR1037	-	O-Ring
19	G10599	5	Carriage Bolt, 3/8"-16 x 1 1/4"
20	---	---	---
21	---	---	---
22	GD34136	2	Hinge Cover
23	GD34137	1	Hinge Cover Back Plate

(107877)

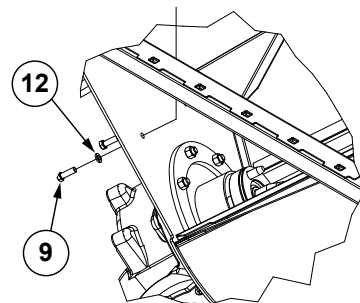


ITEM	PART NO.	QTY.	DESCRIPTION
1	---	1	<a href="#">"Upper Vertical Auger Assembly" on page P27</a>
2	GA21166	1	<a href="#">"Adjustable Discharge Spout Cylinder" on page P53</a>
3	G10785401	1	Auger Flap Strip
4	GA22401	2	Continuous Hinge
5	G10784601	1	Upper Auger Hood
6	G10233	4	Machine Bushing, 1½" x ½", 10 Gauge (.1345")
7	G10785301	1	Auger Hood Flap
8	GD34137	1	Hinge Cover Back Plate
9	G10787601	1	Hinge Cover Flap
10	G6801-06-08	2	Elbow W/O-Ring, 90°, ⅝"-18 Male JIC To ¾"-16 O-Ring
	GR1037	-	O-Ring
11	GR0367	1	Pin, 1" x 2⅞"
12	GR0193	3	Hair Pin Clip
13	G10599	14	Carriage Bolt, ⅜"-16 x 1¼"
14	G11091	14	Serrated Flange Nut, ⅜"-16

(A22458-02)



Detail A

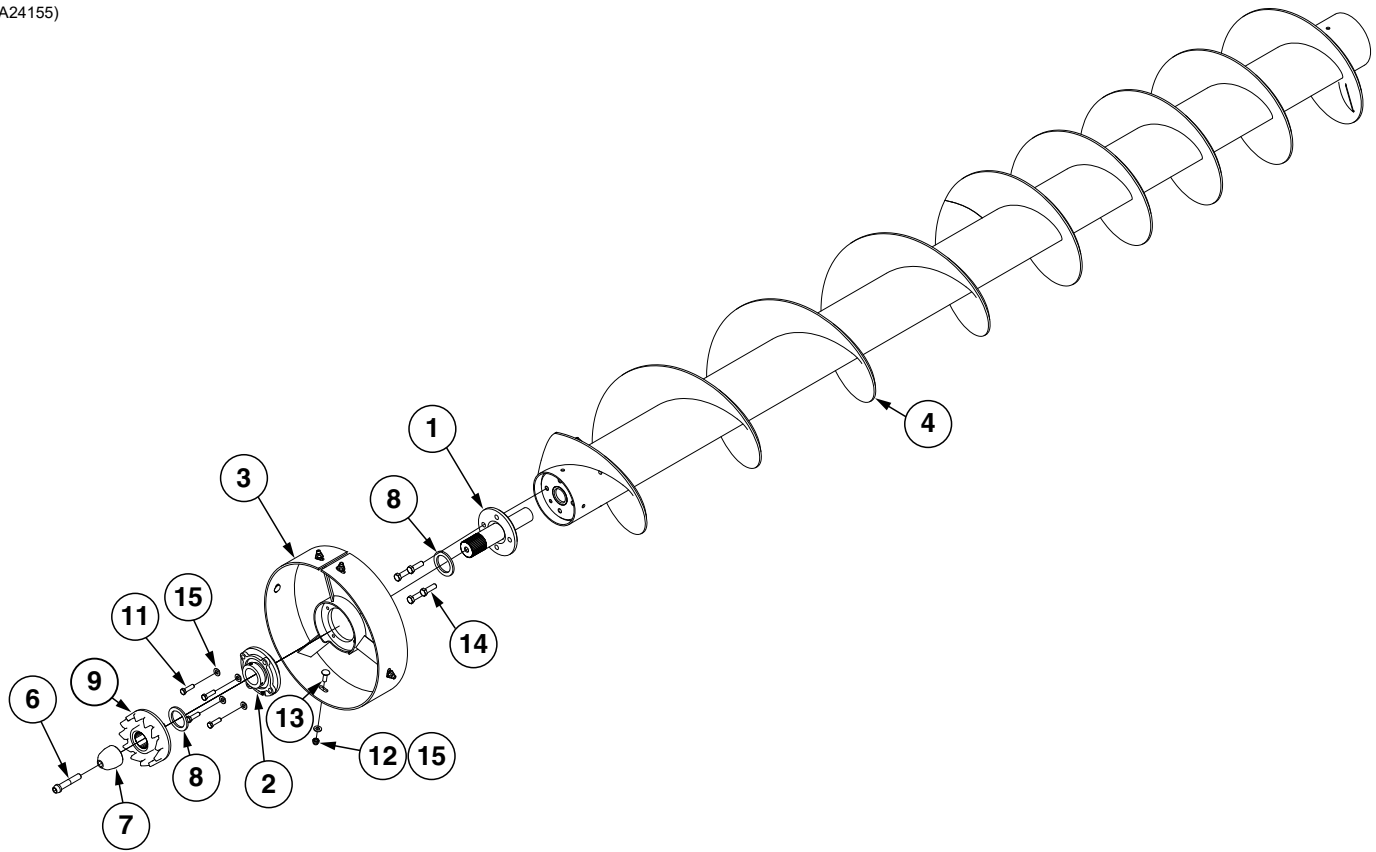


Detail B  
(Some Parts Not Shown For Clarity)

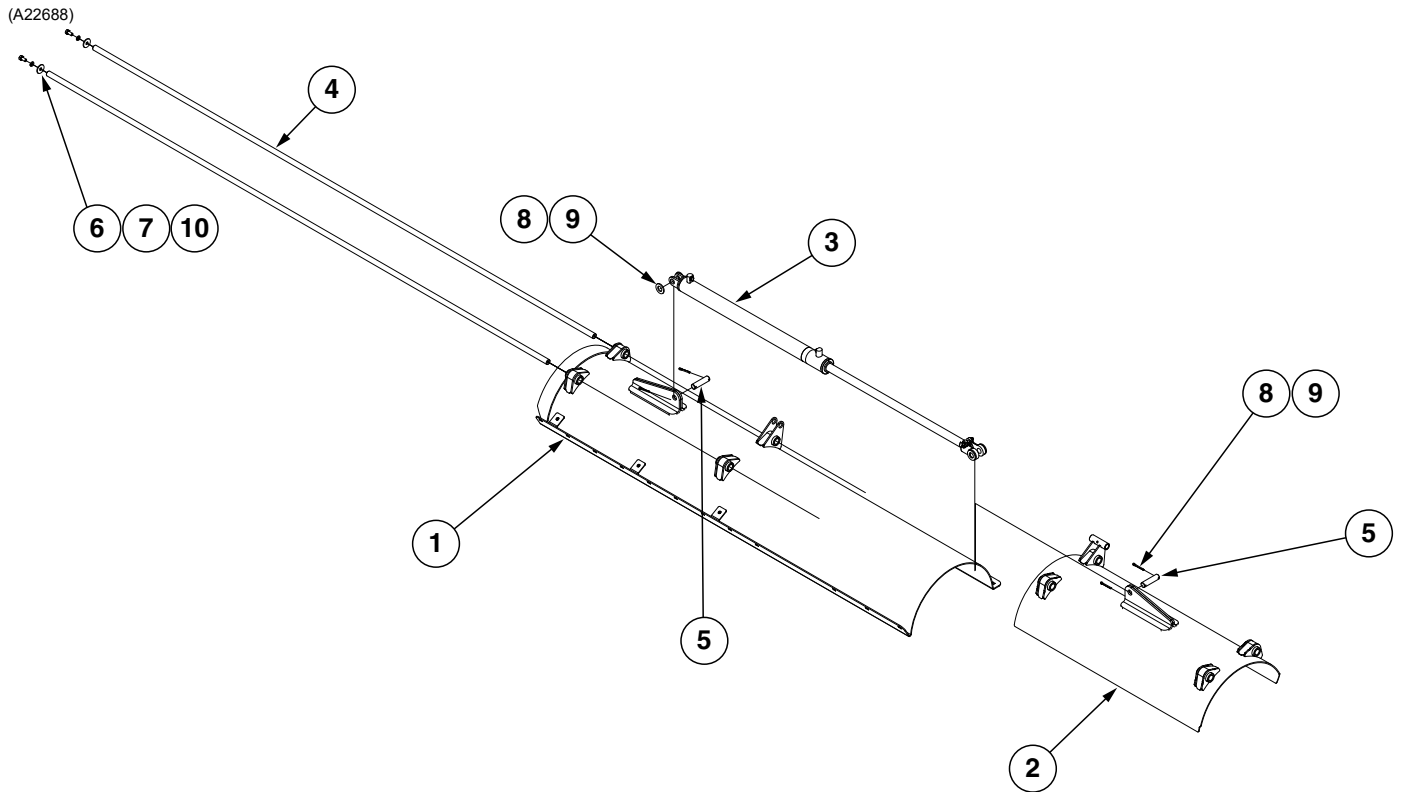


ITEM	PART NO.	QTY.	DESCRIPTION
1	---	1	<a href="#">"Lower Vertical Auger Assembly" on page P35</a>
2	---	1	<a href="#">"Flow Gate" on page P36</a>
3	GA23013	1	Ladder
4	---	1	<a href="#">"Front Tub Assembly" on page P39</a>
5	GA24269	1	Flow Gate Sight Rod
	---	-	<a href="#">"Decal, Sight Flow Gate" on page P84</a>
6	GD33981	1	Cover Plate
7	G10004	12	Hex Head Cap Screw, 3/8"-16 x 1 1/4"
8	G10002	4	Hex Head Cap Screw, 3/8"-16 x 3/4"
9	G10017	2	Hex Head Cap Screw, 1/2"-13 x 1 1/2"
10	G10031	1	Hex Head Cap Screw, 5/16"-18 x 1 3/4"
11	G10109	1	Lock Nut, 5/16"-18, Grade 8
12	G10228	2	Lock Washer, 1/2"
13	G10599	52	Carriage Bolt, 3/8"-16 x 1 1/4"
14	G11091	64	Serrated Flange Nut, 3/8"-16
15	G11387	16	Hardened Washer, 3/8" SAE
16	GD25033	1	Lower Auger Shim, 1/4"
17	GD25034	1	Lower Auger Shim, 12 Gauge (.0146")

(A24155)



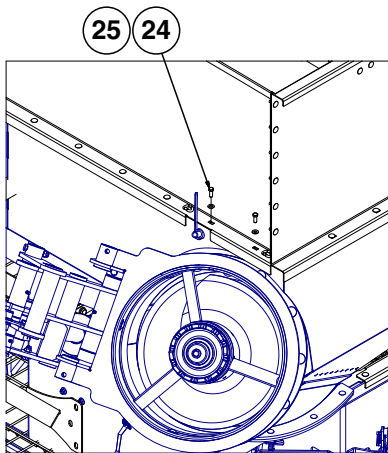
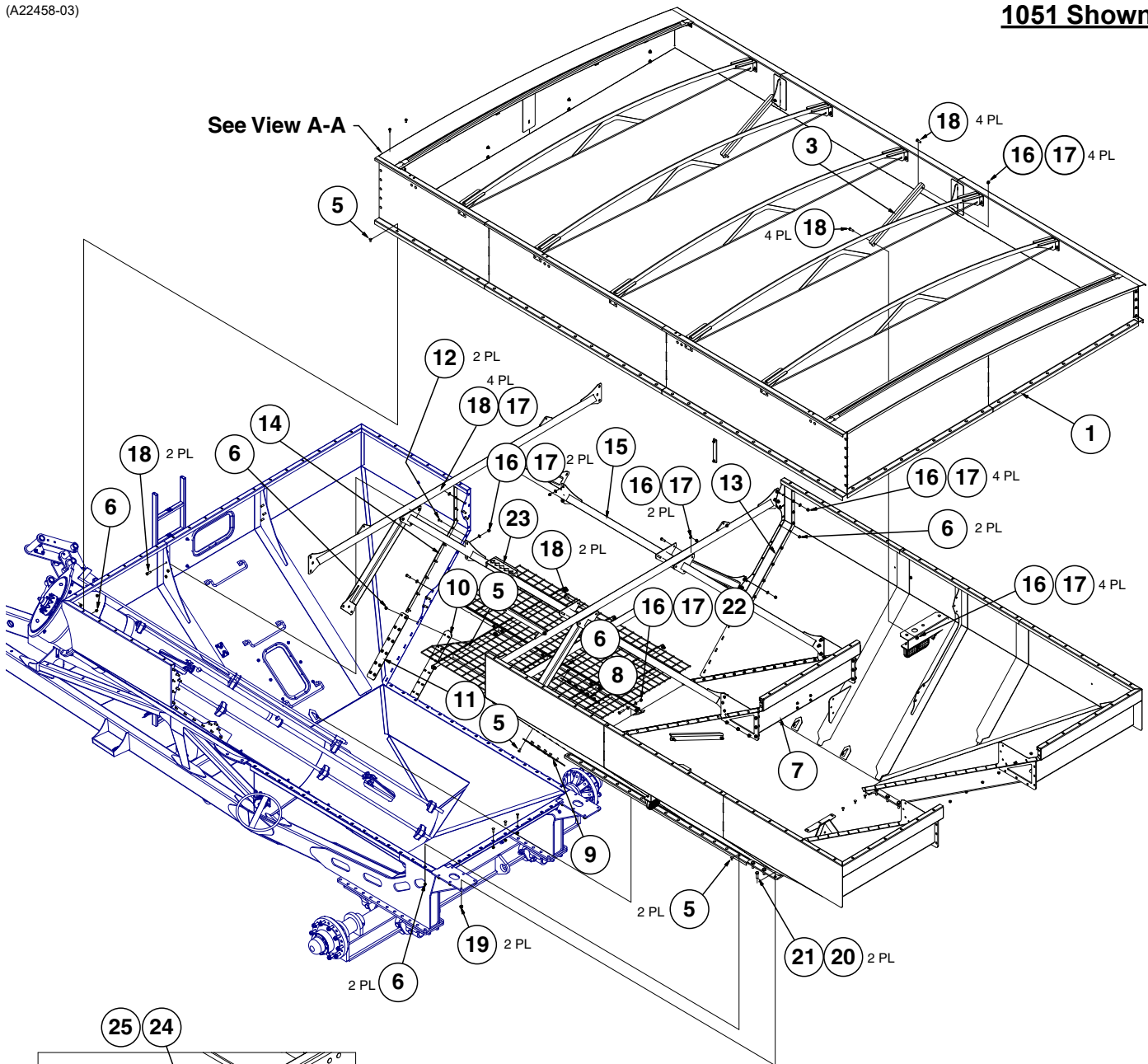
ITEM	PART NO.	QTY.	DESCRIPTION
1	GA18487	1	Lower Auger Spindle
2	GA18517	1	4-Bolt Flange Bearing, 27/16"
3	GA22481	1	Vertical Auger Hanger
4	GA24566	1	Lower Vertical Auger, Double Flighted
5	---	-	---
6	GD25419	1	Hex Socket Head Cap Screw, 3/4"-10 x 4", Grade 5
7	GD26892	1	Vertical Pilot Cone
8	GD29312	2	Coupler Washer
9	GD32154	1	Lower Coupler
10	---	-	---
11	G10039	4	Hex Head Cap Screw, 1/2"-13 x 1 3/4"
12	G10111	5	Lock Nut, 1/2"-13
13	G10636	5	Carriage Bolt, 1/2"-13 x 1 1/2"
14	G11174	4	Hex Head Cap Screw, 5/8"-11 x 2"
15	G11389	9	Flat Washer, 1/2" Plated SAE



ITEM	PART NO.	QTY.	DESCRIPTION
1	GA22474	1	Lower Auger Cover
2	GA22477	1	Flow Gate Cover
3	GA22511	1	<a href="#">"Hydraulic Flow Gate Cylinder" on page P55</a>
4	GD31949	2	Shaft, 1" x 129 <sup>5</sup> / <sub>8</sub> "
5	GD32350-02	2	Pin, 1" O.D. x 3 <sup>7</sup> / <sub>8</sub> "
6	GD33059	2	Washer, 1 <sup>3</sup> / <sub>4</sub> " O.D. x .531" I.D. x 10 Gauge (.1345")
7	G10228	2	Lock Washer, 1/2"
8	G10460	4	Cotter Pin, 1/4" x 2"
9	G11394	4	Flat Washer, 1" SAE
10	G10014	2	Hex Head Cap Screw, 1/2"-13 x 1"

(A22458-03)

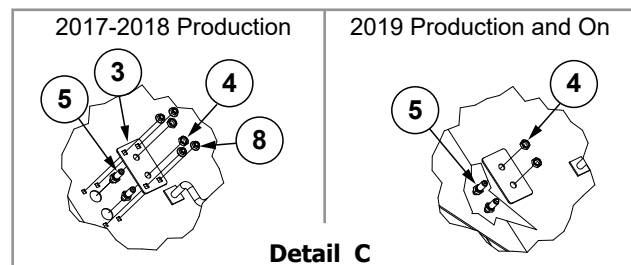
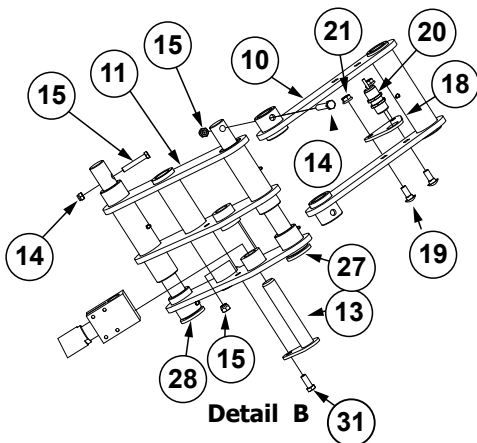
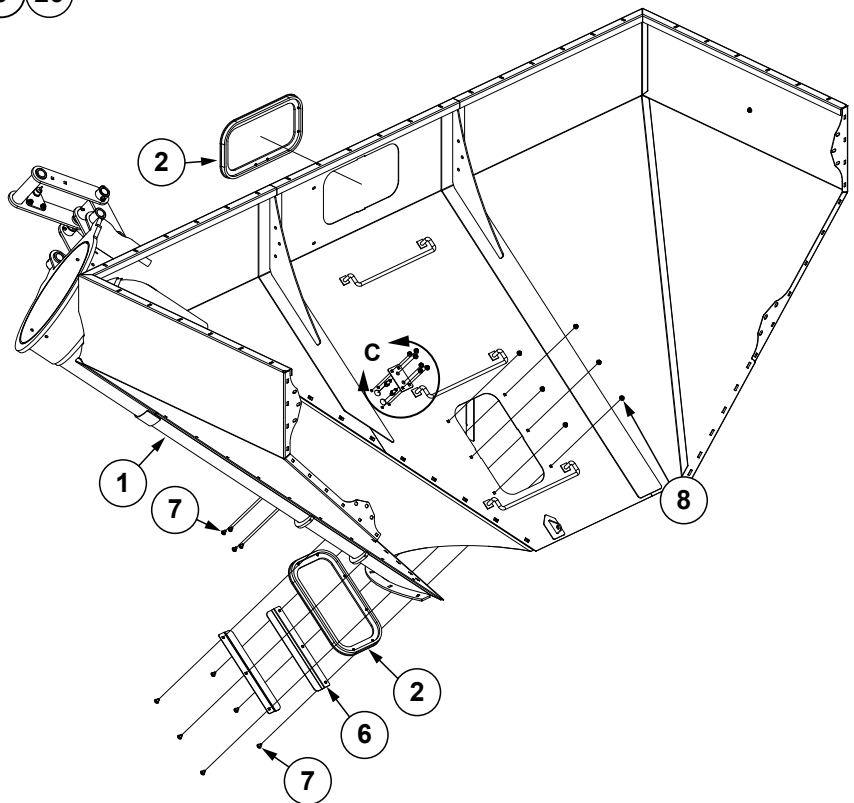
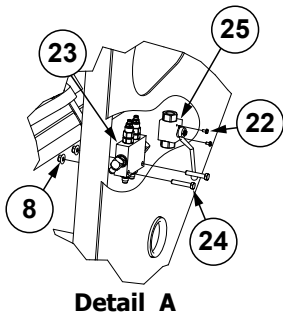
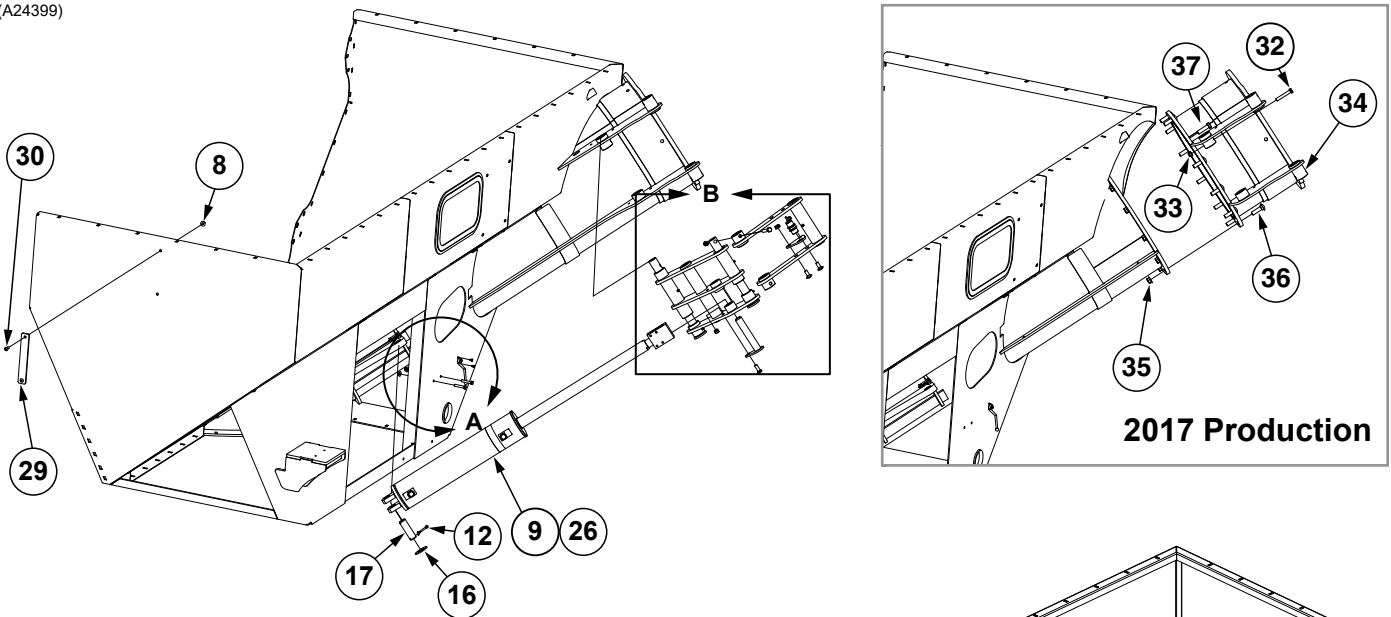
**1051 Shown**



**VIEW A-A**

ITEM	PART NO.	QTY.	DESCRIPTION
1	---	-	<a href="#">"Upper Tub Extension" on page P43</a>
2	---	-	---
3	GD31609	4	Angle Brace, 1051
	GD32149	4	Angle Brace, 851
4	---	---	---
5	G10305	-	Carriage Bolt, 3/8"-16 x 1"
6	G11091	-	Serrated Flange Nut, 3/8"-16
7	---	1	<a href="#">"Upper Tub Assembly" on page P41</a>
8	GD32014	1	Tub Support Plate
9	GD32367	1	Tub Support Plate
10	GD32366	1	Tub Support Plate
11	GD32013	1	Tub Support Plate
12	G10599	20	Carriage Bolt, 3/8"-16 x 1 1/4"
13	GD32380	2	Front Backer Plate
14	GD32381	2	Front Backer Plate
15	GA22499	1	Inner Tub Brace
16	G10111	33	Lock Nut, 1/2"-13
17	G11389	46	Flat Washer, 1/2" Plated SAE
18	G10017	32	Hex Head Cap Screw, 1/2"-13 x 1 1/2"
19	G11510	12	Locknut, 5/8"-11, Grade 8
20	G11685	12	Hex Head Cap Screw, 5/8"-11 x 2 1/4"
21	G11391	-	Flat Washer, 5/8" SAE
22	G10016	1	Hex Head Cap Screw, 1/2"-13 x 2"
23	GA24498	1	Tub Brace W/Step
24	G10001	2	Hex Head Cap Screw, 3/8"-16 x 1"
25	G11387	2	Hardened Washer, 3/8" SAE
26	G10301	-	Carriage Bolt, 3/8"-16 x 1 1/2"

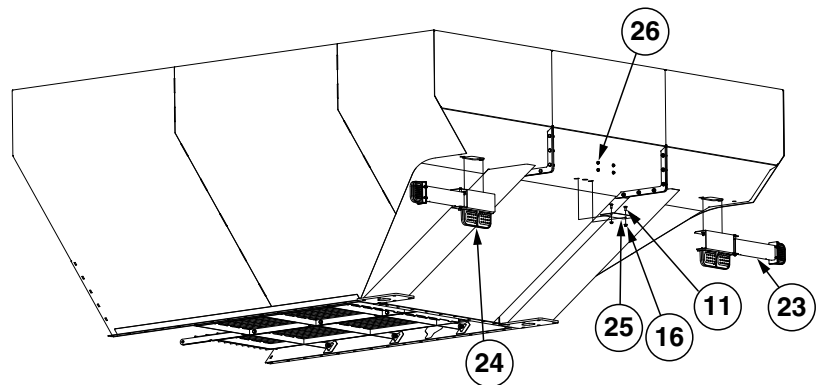
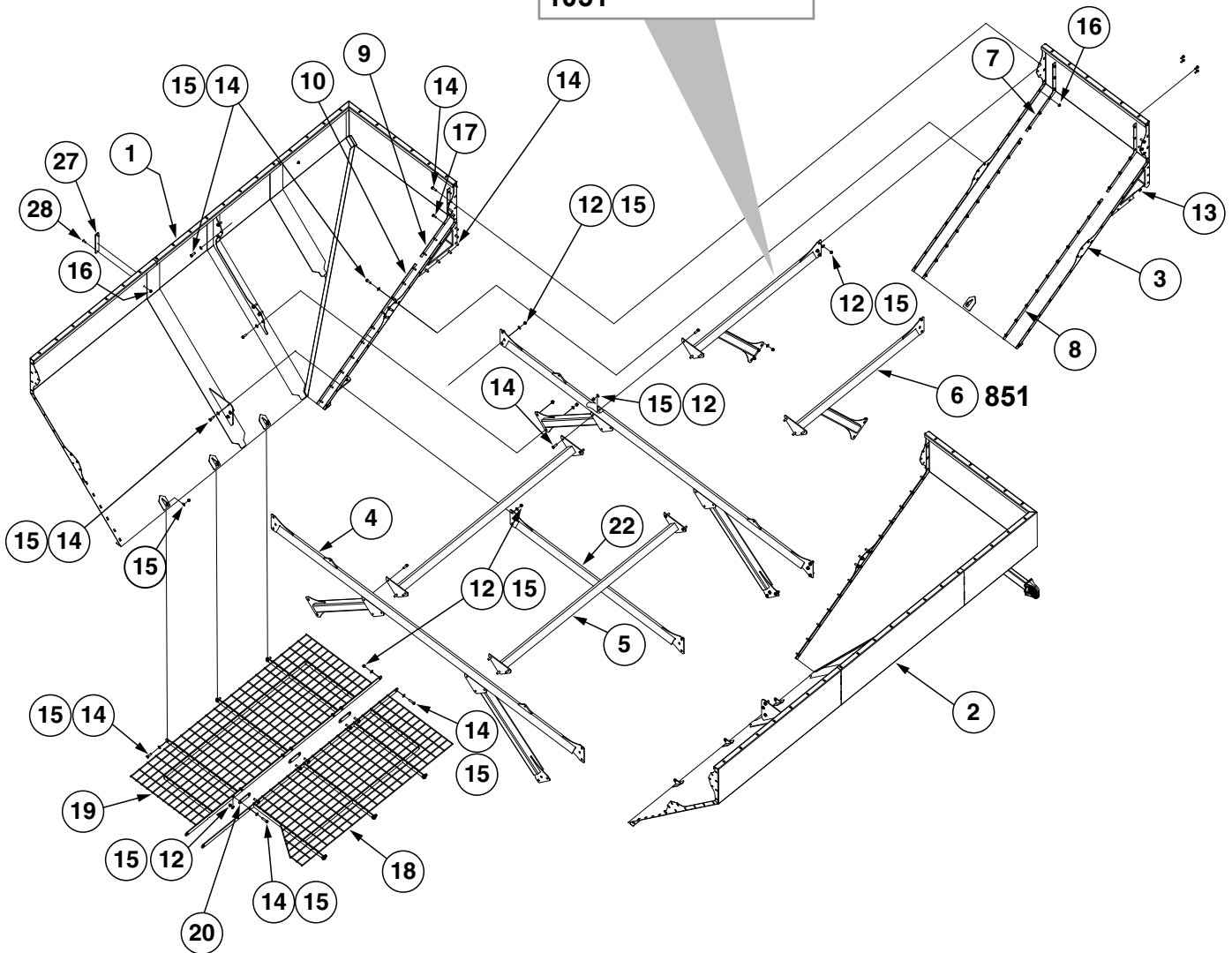
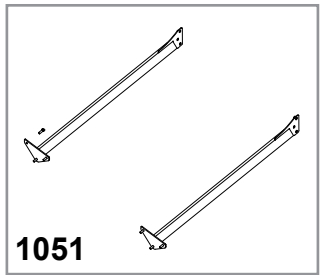
(A24399)



ITEM	PART NO.	QTY.	DESCRIPTION
1	GA24401	1	Front Tub (Non-Stock Item)
2	GA9300	2	Window Assembly
3	GD31816	1	Bulkhead Plate
4	G306-06	2	Lock Nut, 5/16"-18
5	G2700-06-06	2	Bulkhead Tube Union, 5/16"-18 Male JIC
6	GD32494	2	Window Support Plate
7	G10308	10	Carriage Bolt, 3/8"-16 x 3/4"
8	G11091	14	Serrated Flange Nut, 3/8"-16
9	GA24156	1	<a href="#">"Auger Fold Cylinder" on page P54</a>
10	GA22476	1	Auger Hinge
11	GA24138	1	Pivot Hinge Mount
12	G10460	2	Cotter Pin, 1/4" x 2"
13	GA24232	1	Hammer Strap
14	G10038	2	Hex Head Cap Screw, 1/2"-13 x 3"
15	G10111	3	Lock Nut, 1/2"-13
16	G11396	2	Flat Washer, 1 1/4" SAE
17	GD29104-11	1	Pin, 1 1/4" x 4"
18	GD32914	1	Proximity Switch Mount Plate
19	G10574	2	Carriage Bolt, 1/2"-13 x 1 1/4"
20	GD29033	1	Work Light Relay, 6 Amp ( <a href="#">"Electrical Schematic" on page P57</a> )
21	G10071	2	Serrated Flange Nut, 1/2"-13
22	G11846	2	Hex Serrated Flange Machine Screw, 10-32 x 3/8"
23	---	1	<a href="#">"Hydraulic Manifold Block" on page P56</a>
24	G10048	2	Hex Head Cap Screw, 3/8"-16 x 2"
25	GA22901	1	Shutoff Valve
26	---	-	---
27	GA24160	1	Hammer Strap Pin
28	GA24161	1	Hammer Strap Pin
29	GD32387	1	Roll Tube Deflector, Short (If Applicable)
30	G11721	2	Hex Button Head Cap Screw, 3/8"-16 x 1"
31	G10017	1	Hex Head Cap Screw, 1/2"-13 X 1 1/2"
32	G10038	2	Hex Head Cap Screw, 1/2"-13 x 3"
33	G10111	3	Lock Nut, 1/2"-13
34	GA24141	1	Lower Auger Flange
35	G11415	12	Serrated Flange Nut, 5/8"-11
36	G10415	11	Carriage Bolt, 5/8"-11 x 2 1/4"
37	G10006	1	Hex Head Cap Screw, 5/8"-11 x 2 1/4"

(A22728)

**851 Shown**

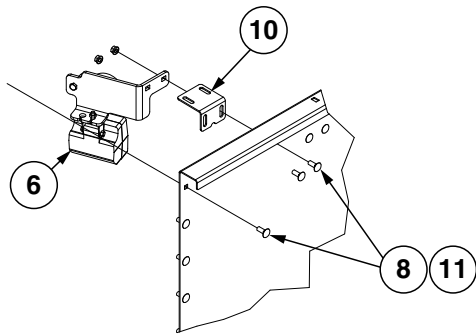
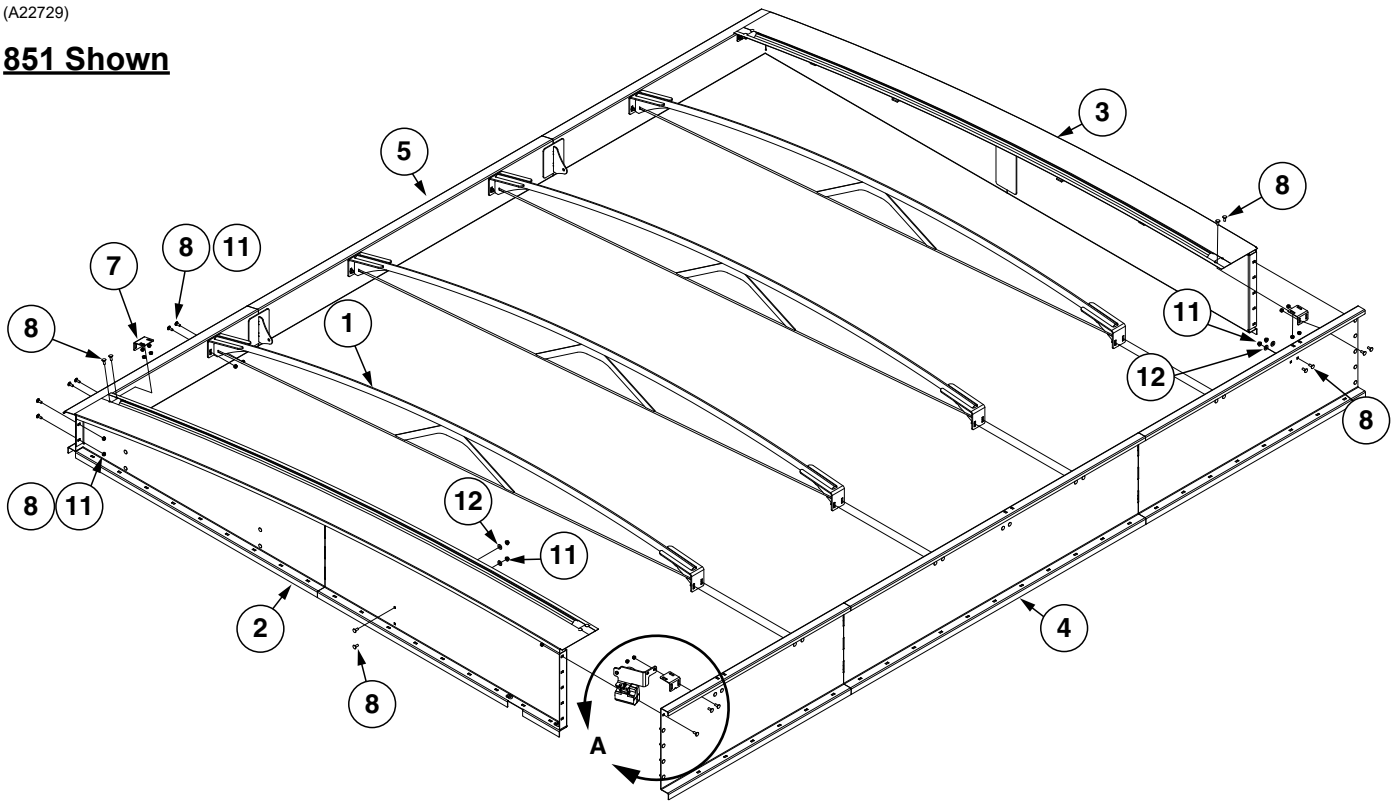




ITEM	PART NO.	QTY.	DESCRIPTION
1	GA22625 GA22487	1	Right Mid-Rear Corner, 851 Right Mid-Rear Corner, 1051
2	GA22624 GA22488	1	Left Mid-Rear Corner, 851 Left Mid-Rear Corner, 1051
3	GA22623 GA22486	1	Rear Tub, 851 Rear Tub, 1051
4	GA22497	2	Inner Tub Brace
5	GA22503	2	Inner Tub Brace
6	GA22642 GA22498	2	Inner Tub Brace, 851 Inner Tub Brace, 1051
7	GD32372 GD32378	2	Upper Backer Plate, 851 Upper Backer Plate, 1051
8	GD32373 GD32379	2	Lower Backer Plate, 851 Lower Backer Plate, 1051
9	GD32374 GD32376	2	Upper Backer Plate, 851 Upper Backer Plate, 1051
10	GD32375 GD32377	2	Lower Backer Plate, 851 Lower Backer Plate, 1051
11	G10305	2	Carriage Bolt, 3/8"-16 x 1"
12	G10111	61	Lock Nut, 1/2"-13
13	G10071	12	Serrated Flange Nut, 1/2"-13
14	G10017	66	Hex Head Cap Screw, 1/2"-13 x 1 1/2"
15	G11389	98	Flat Washer, 1/2" Plated SAE
16	G11091	40	Serrated Flange Nut, 3/8"-16
17	G10599	34	Carriage Bolt, 3/8"-16 x 1 1/4"
18	GA24625	1	Screen W/Spacer Plate
19	GA24636	1	Screen W/Spacer Plate
20	GD32773	3	Screen Spacer Plate (As Required)
21	---	-	---
22	GA22970	1	Center Lower Brace
23	---	1	<a href="#">"Safety/Warning Lights, 851" on page P59</a>
	---	1	<a href="#">"Safety/Warning Lights, 1051" on page P60</a>
24	---	1	<a href="#">"Safety/Warning Lights, 851" on page P59</a>
	---	1	<a href="#">"Safety/Warning Lights, 1051" on page P60</a>
25	GD32521	1	Cover
26	G10985	4	Hex Washer Head Cap Screw, 3/8"-16 x 1"
27	GD32387	2	Roll Tube Deflector, Short (If Applicable)
28	G11721	4	Hex Button Head Cap Screw, 3/8"-16 x 1"

(A22729)

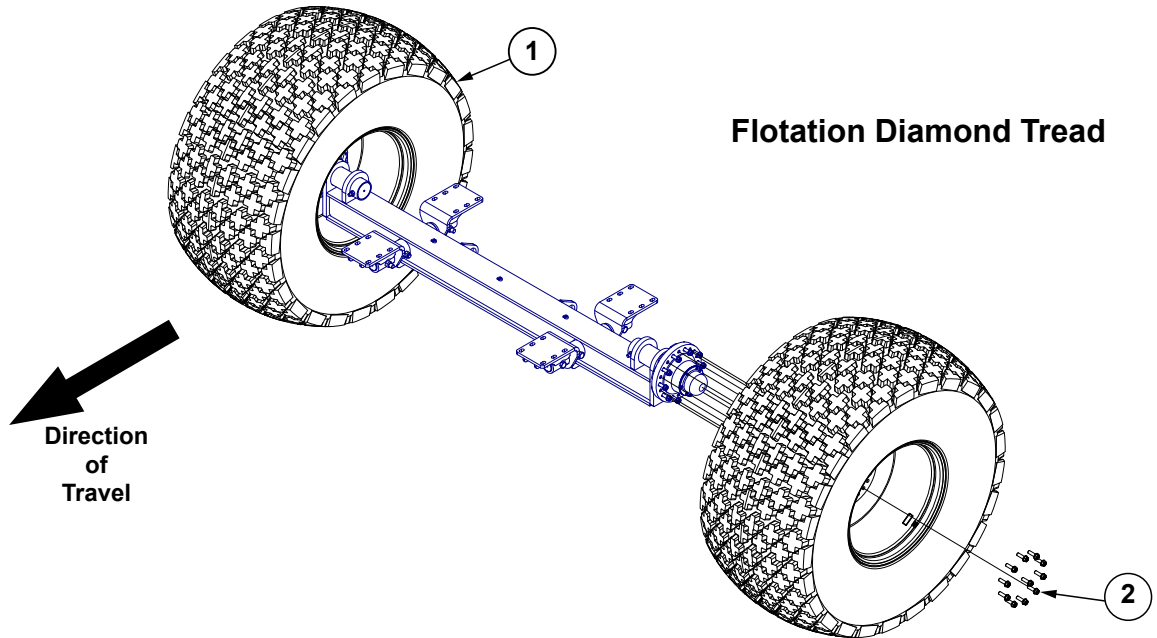
**851 Shown**



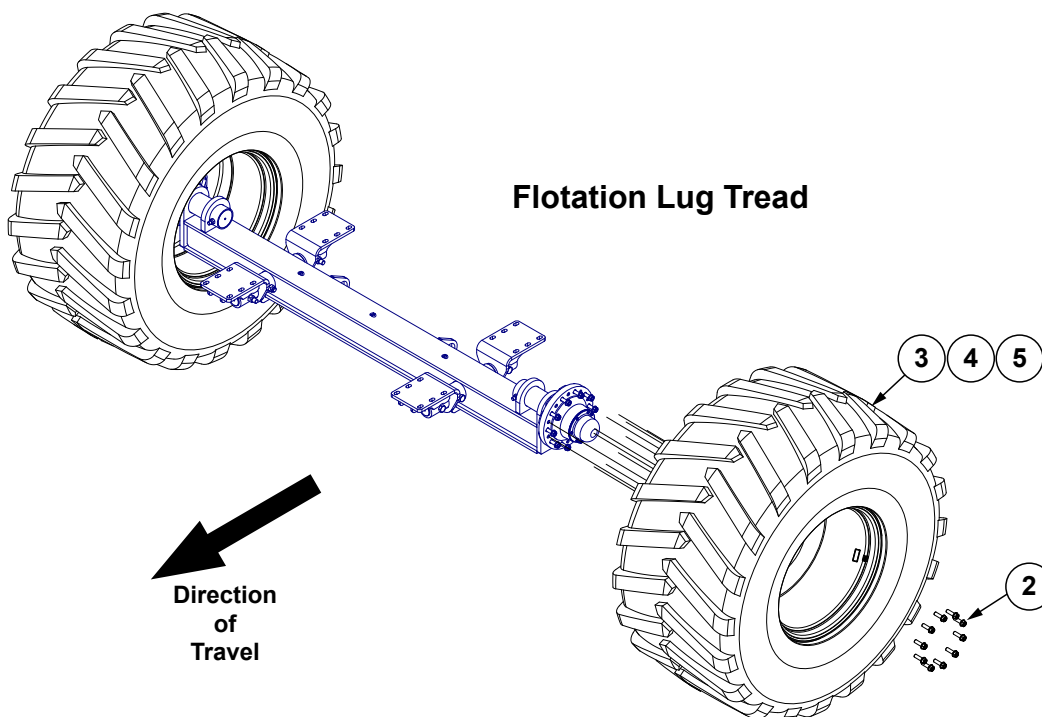
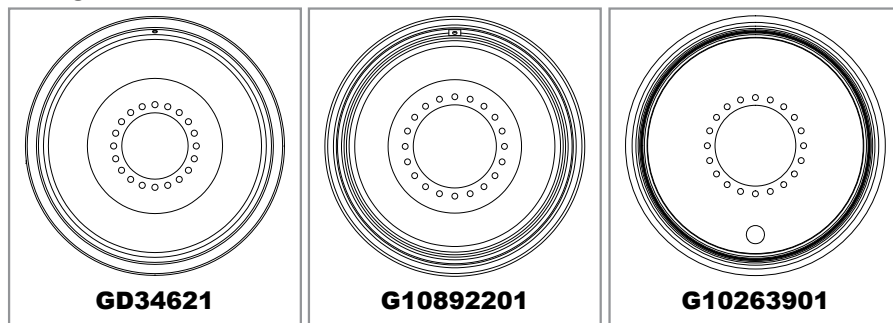
**Detail A**

ITEM	PART NO.	QTY.	DESCRIPTION
1	GA22504	4	Tarp Brace
2	GA22626 GA22492	1	Upper Tub Front Extension, 851 Upper Tub Front Extension, 1051
3	GA22627 GA22493	1	Upper Tub Rear Extension, 851 Upper Tub Rear Extension, 1051
4	GA22628 GA22490	1	Upper Tub Extension, 851 Upper Tub Extension, 1051
5	GA22630 GA22491	1	Upper Tub Extension, <sup>851</sup> Upper Tub Extension, <sup>1051</sup>
6	GA15472 GA24397	1 1	Flood Work Light (Item Included W/GA24396) <a href="#">"Electrical Schematic" on page P57</a> Work Light Bracket (Item Included W/GA24396)
7	GD32768	2	End Cap Support
8	G10305	58	Carriage Bolt, 3/8"-16 x 1"
9	---	-	---
10	GD33119	2	End Cap Support
11	G11091	58	Serrated Flange Nut, 3/8"-16
12	G11389	12	Flat Washer, 1/2" Plated SAE

(A22469/A22833)



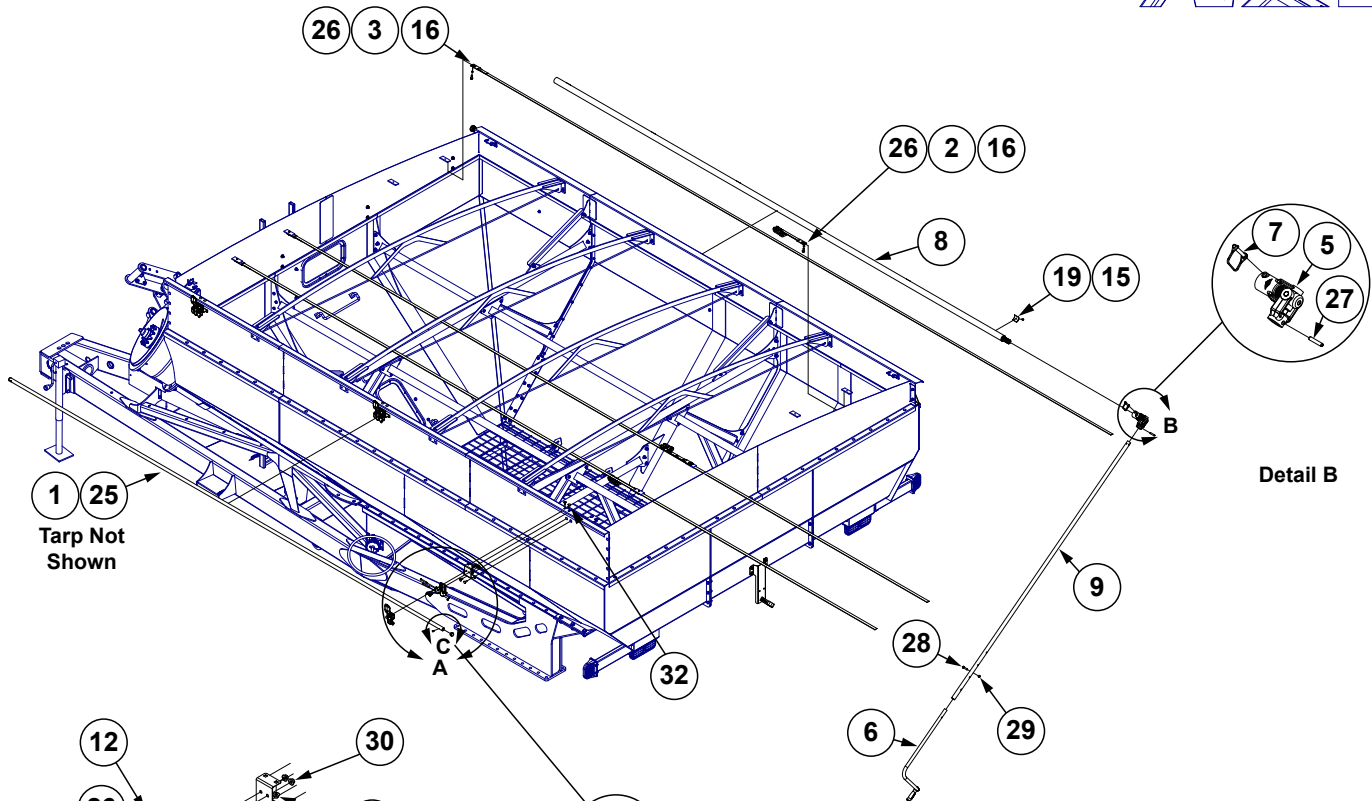
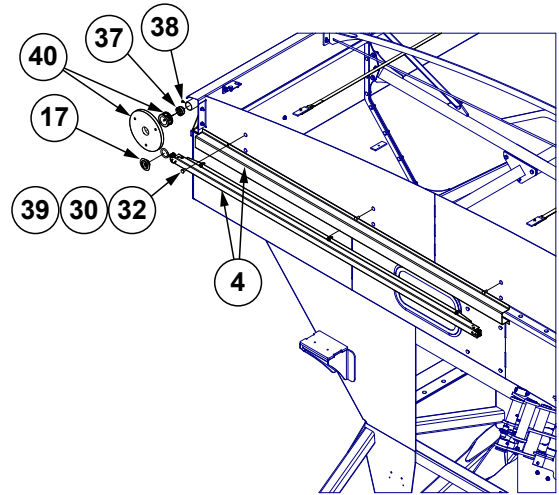
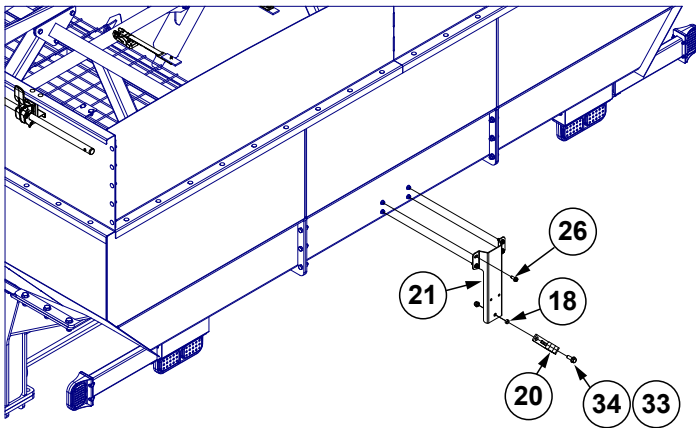
**Rims**



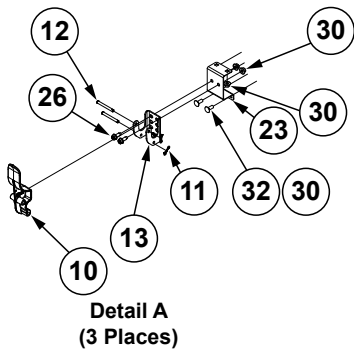
ITEM	PART NO.	QTY. (Per Assy.)	DESCRIPTION
1	GD31893	1	Tire, 900/65, 32R3 (Diamond)
	GD34621	1	Wheel, 32" W/20 Holes
	GA6128	1	Valve Stem
2	GD16712	20	Bolt, 3/4"-16 X 2 1/2"
3	GD34621	1	Wheel, 32" W/20 Holes (Standard)
	G10256801	1	Tire, 900/60R32, 188B (Flotation Lug Tread) (2017-2020 Production)
	GA6128	1	Valve Stem
4	G10892201	1	Wheel, 32" W/20 Holes (Standard)
	G10263801	1	Tire, 1050/50R32TL, 198D R1 (Flotation Lug Tread)
	GA6128	1	Valve Stem
5	G10263901		Wheel, 32" W/20 Holes (Split)
	G10263801		Tire, 1050/50R32TL, 198D R1 (Flotation Lug Tread)
	GA6128		Valve Stem
A	GA24763	-	Tire/Wheel Assembly (Item 1)
B	GA24764	-	900/60 R32 R1 Tire/Wheel Assembly, R.H. (Item 3) (2017-2020 Production)
	GA24765	-	900/60 R32 R1 Tire/Wheel Assembly, L.H. (Item 3) (2017-2020 Production)
C	10931201	-	VF 1050/50R32 R1 Tire/Wheel Assembly, R.H. (Item 4) (2023 Production and On)
	10931301	-	VF 1050/50R32 R1 Tire/Wheel Assembly, L.H. (Item 4) (2023 Production and On)
D	10264101	-	VF 1050/50R32 R1 (Lug) Tire/Wheel Assembly, L.H. (Item 5) (2021-2023 Production)
	10264001	-	VF 1050/50R32 R1 (Lug) Tire/Wheel Assembly, R.H. (Item 5) (2021-2023 Production)

(A22751)

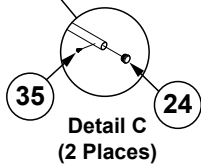
**851 Shown**



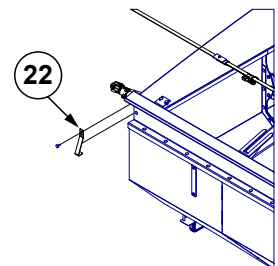
Detail B



Detail A  
(3 Places)



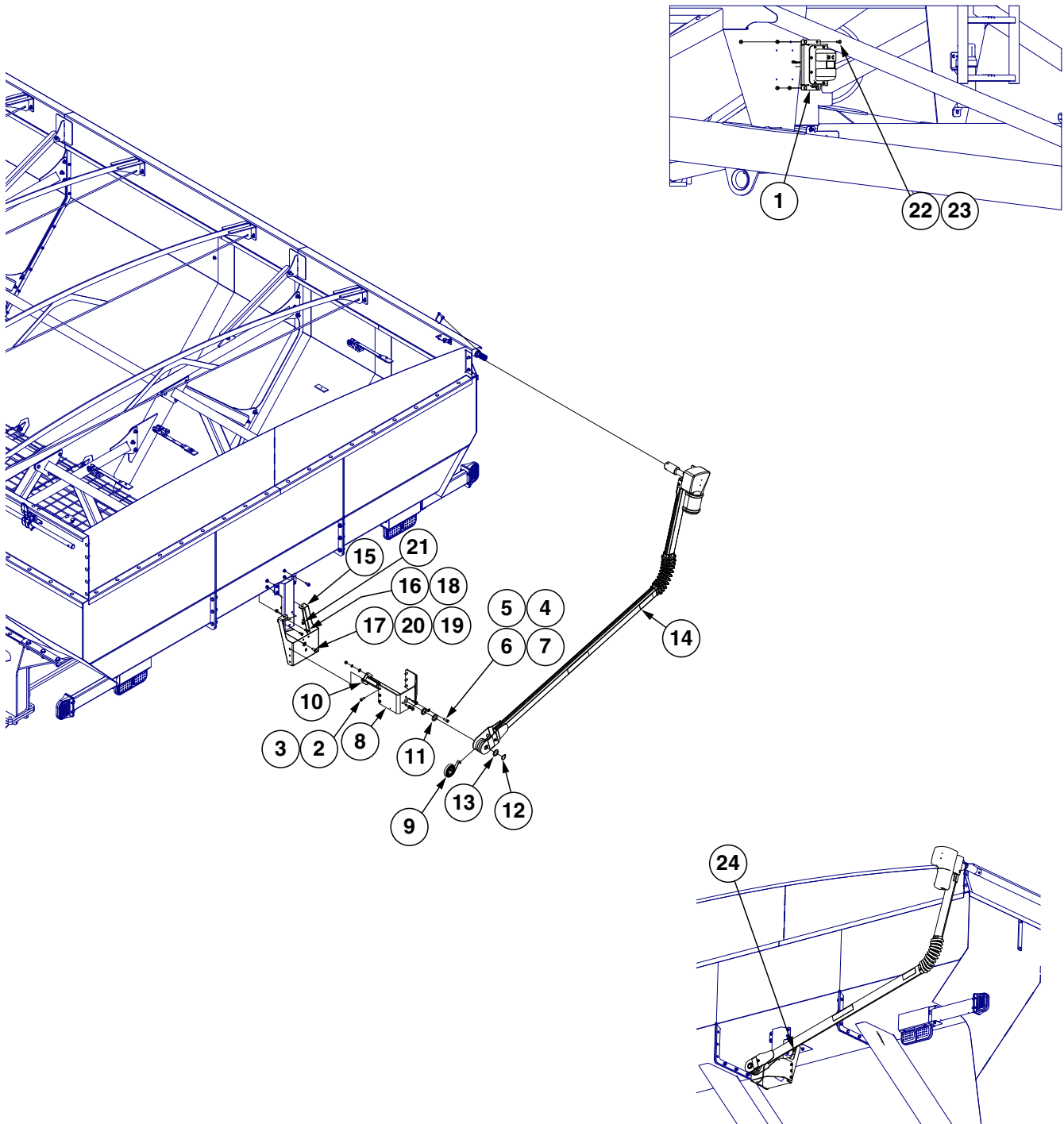
Detail C  
(2 Places)



ITEM	PART NO.	QTY.	DESCRIPTION
1	GA22743	1	Tarp, 851 (Tarp Not Shown)
	GA22744	-	Tarp, 1051 (Tarp Not Shown)
2	GA22703	3	Ratchet W/1" Ridge Strap
3	GA22704	3	Ridge Strap
4	GA23948	1	Cable Return
	GD32359	1	Return Bracket Standoff (Included W/GA23948)
	GA22705	1	Front Cable Return (Included W/GA23948)
	G10999401		Front Cable Return Plate (Included W/GA22705)
5	GA13344	1	Universal Joint Crank
6	GA21313	1	Crank Arm, Short
7	GA13345	1	Universal Joint Clip
8	GA22707	1	Roll Tube W/Spline, 210"
	GA22708		Roll Tube W/Spline, 234"
9	GA22746	1	Crank Extension W/Insert
10	GD31526	3	Tarp Stop Shank
11	GD20596	6	Bow Tie Cotter Pin, 1 $\frac{3}{8}$ "
12	GD18978	6	Tarp Stop Pin
13	GD18976	3	Tarp Stop Bracket
14	---	-	---
15	GD19068	6	Phillips Pan Head Self-Tapping Screw, $\frac{1}{4}$ " x $\frac{3}{4}$ "
16	GD32358	6	Bushing, $\frac{1}{2}$ " O.D. x $\frac{3}{8}$ " I.D. x $\frac{1}{4}$ "
17	GA22706	1	Roll Tube Plug
18	GD18987	1	Crank Retainer Bushing
19	GD18990	6	Half Round Tarp Clamp
20	GD18980	1	Crank Retainer Hook
21	GD32934	1	Manual Tarp Retainer, 851
	GD32936		Manual Tarp Retainer, 1051
22	GD32938	2	Corner Tarp Protector
23	GD32354	3	Tarp Stop Bracket
24	GD18975	2	Fixed Tube End Plug
25	GD32355	1	Fixed Tube, 205" (851)
	GD32356		Fixed Tube, 229" (1051)
26	G10985	16	Hex Washer Head Cap Screw, $\frac{3}{8}$ "-16 x 1"
27	G10610	1	Spring Pin, $\frac{3}{8}$ " x 2"
28	G10047	1	Hex Head Cap Screw, $\frac{3}{8}$ "-16 x 1 $\frac{3}{4}$ "
29	G10108	1	Lock Nut, $\frac{3}{8}$ "-16
30	G11091	24	Serrated Flange Nut, $\frac{3}{8}$ "-16
31	---	-	---
32	G10305	18	Carriage Bolt, $\frac{3}{8}$ "-16 x 1"
33	G10111	1	Lock Nut, $\frac{1}{2}$ "-13
34	G11724	1	Hex Non-Serrated Flange Cap Screw, $\frac{1}{2}$ "-13 x 1 $\frac{1}{4}$ ", Grade 5
35	G11723	2	Phillips Flat Head Tapping Screw, $\frac{1}{4}$ "-14 x $\frac{3}{4}$ "
36	---	-	---
37	GD18974	1	Roll Tube End Plug
38	G11229	1	Slotted Pan Head Self-Tapping Screw, 10-16 x $\frac{1}{2}$ "
39	G11387	6	Flat Washer, $\frac{3}{8}$ " SAE
40	G10292501	1	Roller Guide Assembly
	G10292301	1	Roller Guide (Included W/G10292501)
	G10292401	1	Collar Assembly (Included W/G10292501)

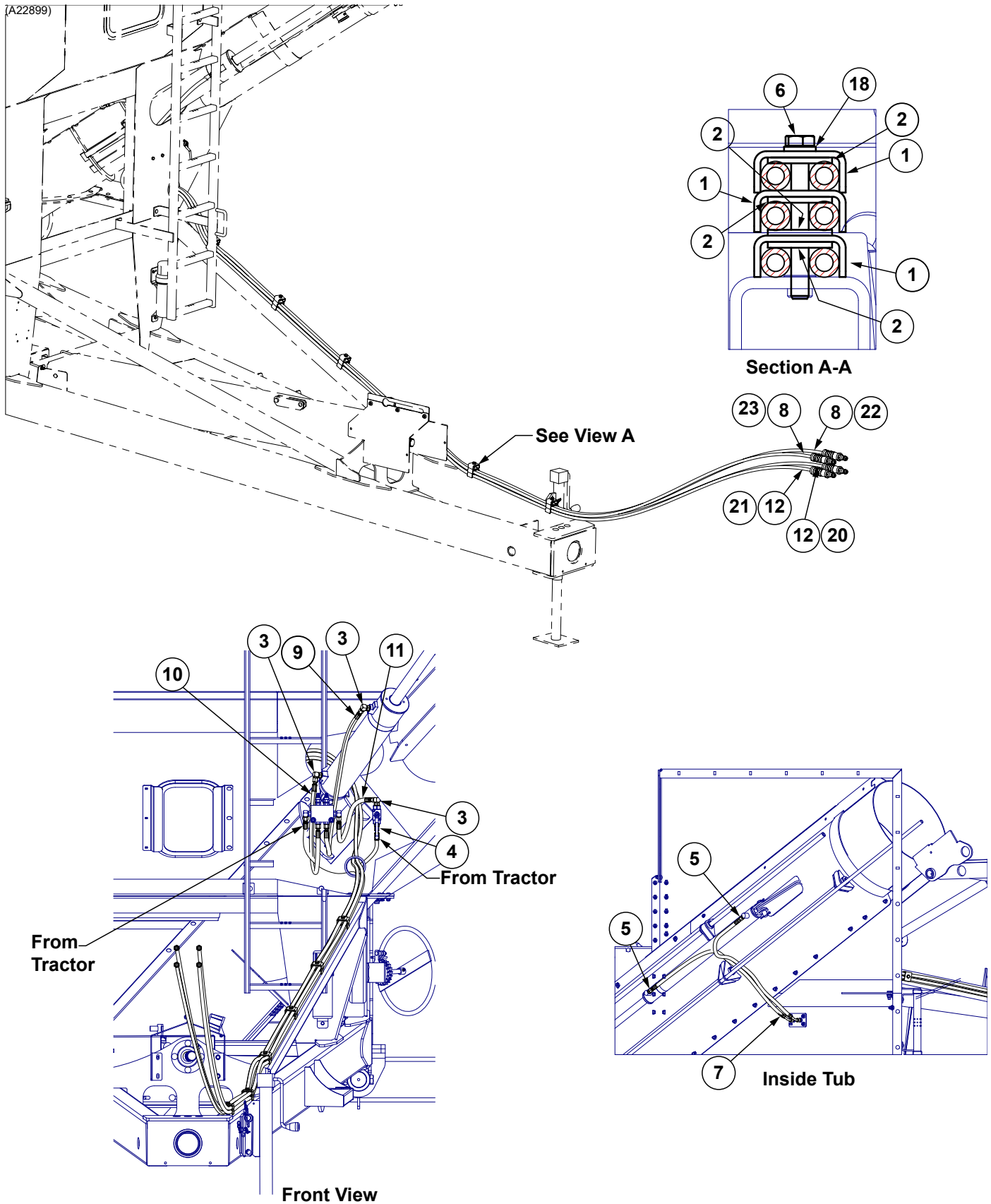
(A22752)

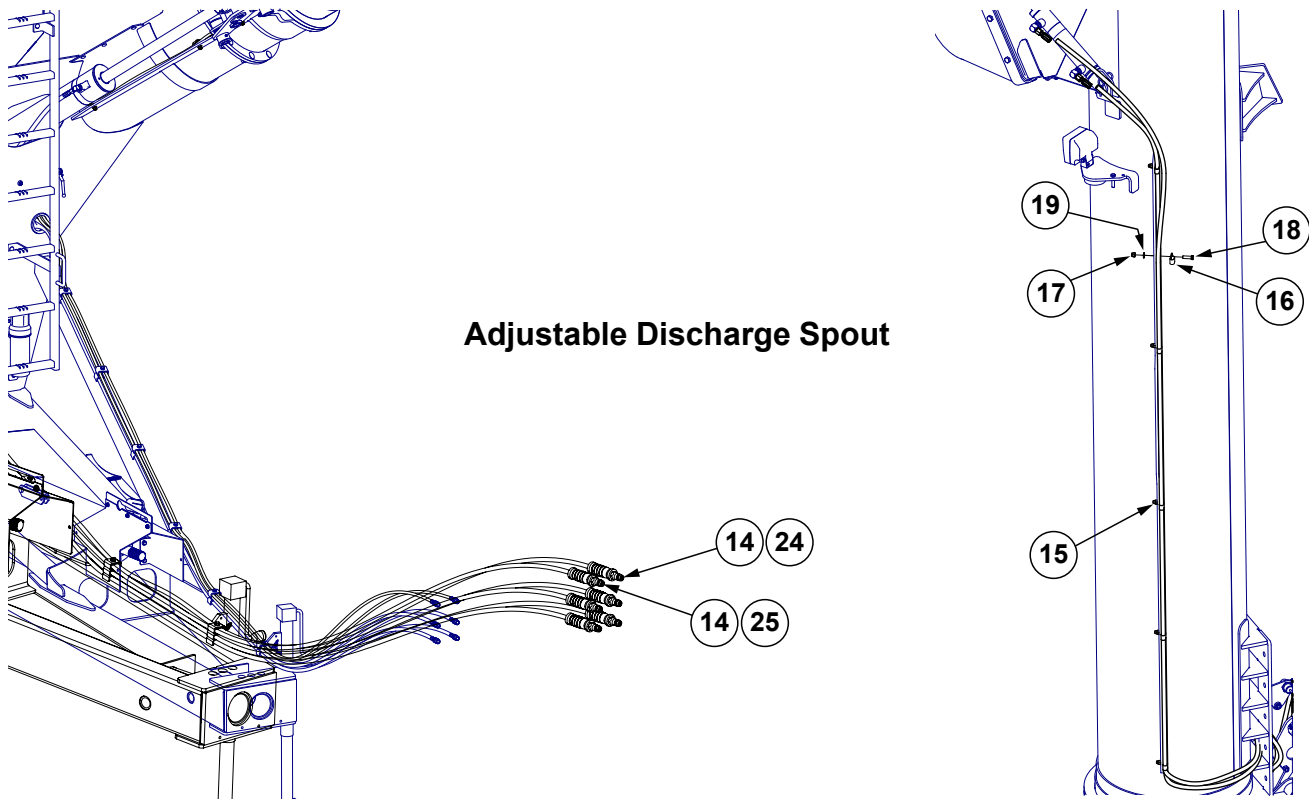
**851 Shown**





ITEM	PART NO.	QTY.	DESCRIPTION
1	GA25270	1	Wireless Control Box
	GA25269	1	Smart Transmitter 3
2	G10001	6	Hex Head Cap Screw, 3/8"-16 x 1"
3	G11091	6	Serrated Flange Nut, 3/8"-16
4	G11387	8	Hardened Washer, 3/8" SAE
5	G10004	4	Hex Head Cap Screw, 3/8"-16 x 1 1/4"
6	G10229	4	Lock Washer, 3/8"
7	G10101	4	Hex Nut, 3/8"-16
8	GD27095	1	Pivot Bracket
9	GD23856	4	Spiral Torsion Spring
10	GA16460	1	Pivot Pin
11	GD24094	2	Spacer Washer
12	G10430	1	External Retaining Ring, 1 1/4"
13	G11484	1	Flat Washer
14	GA18816	1	Flex Arm W/Motor
15	GD32935	1	Electric Tarp Adaptor, 851
	GD32937	-	Electric Tarp Adaptor, 1051
16	G10002	2	Hex Head Cap Screw, 3/8"-16 x 3/4"
17	G10014	1	Hex Head Cap Screw, 1/2"-13 x 1"
18	G10622	2	Serrated Flange Nut, 3/8"-16
19	G10071	1	Serrated Flange Nut, 1/2"-13
20	G11389	1	Flat Washer, 1/2" Plated SAE
21	G10985	2	Hex Washer Head Cap Screw, 3/8"-16 x 1"
22	G10018	4	Hex Head Cap Screw, 5/16"-18 x 5/8"
23	G10620	4	Serrated Flange Nut, 5/16"-18
24	GD32980	1	Rubber Grommet



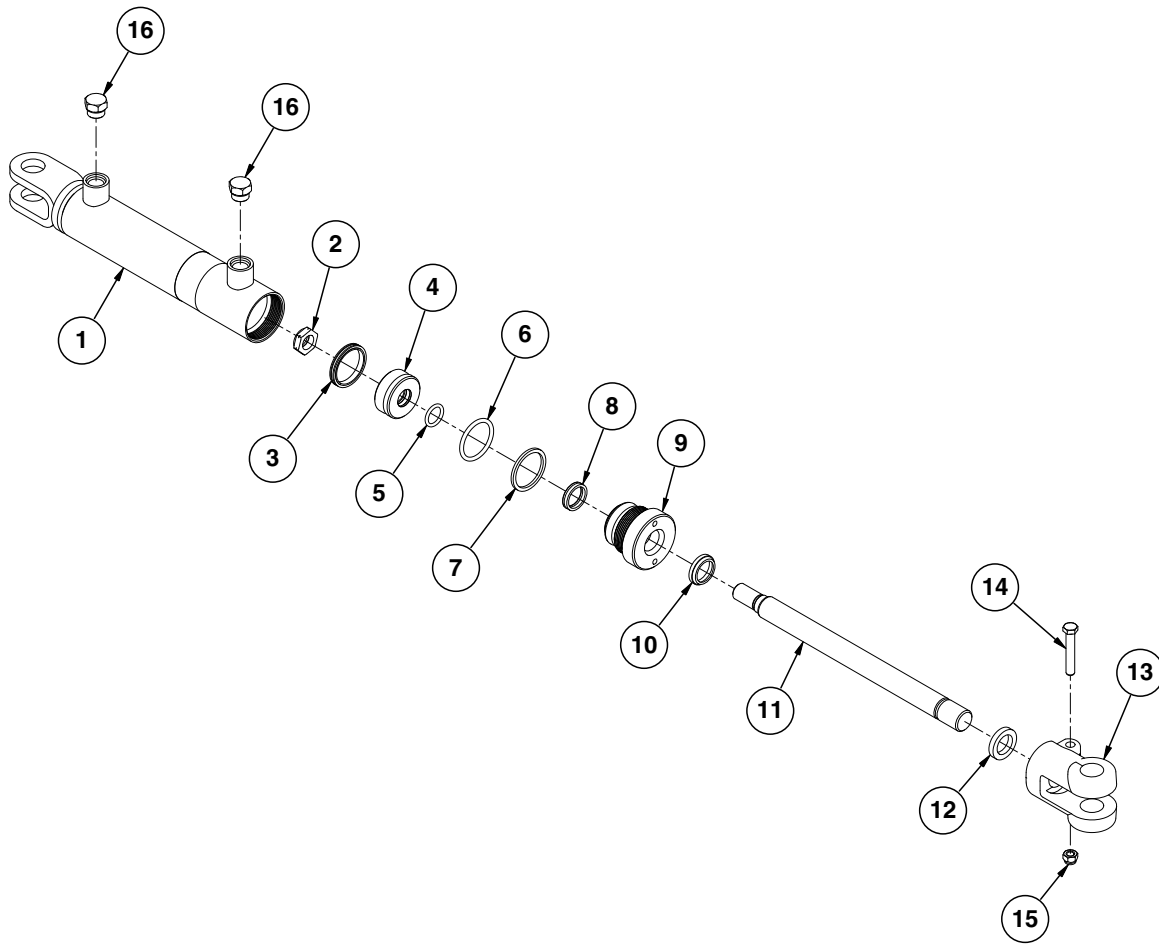


**Adjustable Discharge Spout**

ITEM	PART NO.	QTY.	DESCRIPTION
1	GD32663	12	Hose Clamp
2	GD32658	30	Hose Clamp Pad
3	G6801-06-08 GR1037	3 -	Elbow W/O-Ring, 90°, 1/16"-18 Male JIC To 3/4"-16 O-Ring O-Ring
4	G6400-06-08 GR1037	1 -	Connector W/O-Ring, 1/16"-18 Male JIC To 3/4"-16 O-Ring O-Ring
5	G6400-06 GR1045	2 -	Connector W/O-Ring, 1/16"-18 Male JIC To O-Ring O-Ring
6	G10063	6	Hex Head Cap Screw, 3/8"-16 x 4"
7	*A15072-44	2	Hose Assembly, 3/8" x 44" (06F-06F)
8	*A15203-256	2	Hose Assembly, 3/8" x 256" (06F90M-1/2 NPTF, W/Ext., W/Tip)
9	*A15057	1	Hose Assembly, 3/8" x 44" (06F-06F)
10	*A12002	1	Hose Assembly, 3/8" x 32" (06F-06F)
11	*A12011	1	Hose Assembly, 3/8" x 20" (06F-06F)
12	*A26939-238	2	Hose Assembly, 3/8" x 238" (06F-1/2M NPTF, W/Ext., W/Tip)
13	G10229	6	Lock Washer, 3/8"
14	*A7676-224	2	Hose Assembly, 1/4" x 472" (06M-06F) (Adjustable Discharge Spout)
15	*A7675-233	2	Hose Assembly, 1/4" x 233" (1/2 NPTF W/Tip -06F)
16	GD17161	9	Double Insulated Clamp
17	G11091	9	Serrated Flange Nut, 3/8"-16
18	G10004	9	Hex Head Cap Screw, 3/8"-16 x 1 1/4"
19	G11387	9	Hardened Washer, 3/8" SAE
20	GA26924-01	1	Hose Label/Cover, Red (Extend)
21	GA26924-02	1	Hose Label/Cover, Red (Retract)
22	GA26924-03	1	Hose Label/Cover, Blue (Extend)
23	GA26924-04	1	Hose Label/Cover, Blue (Retract)
24	GA26924-07	1	Hose Label/Cover, Yellow (Extend)
25	GA26924-08	1	Hose Label/Cover, Yellow (Retract)

\*Hydraulic hose is not stocked by Kinze Repair Parts.

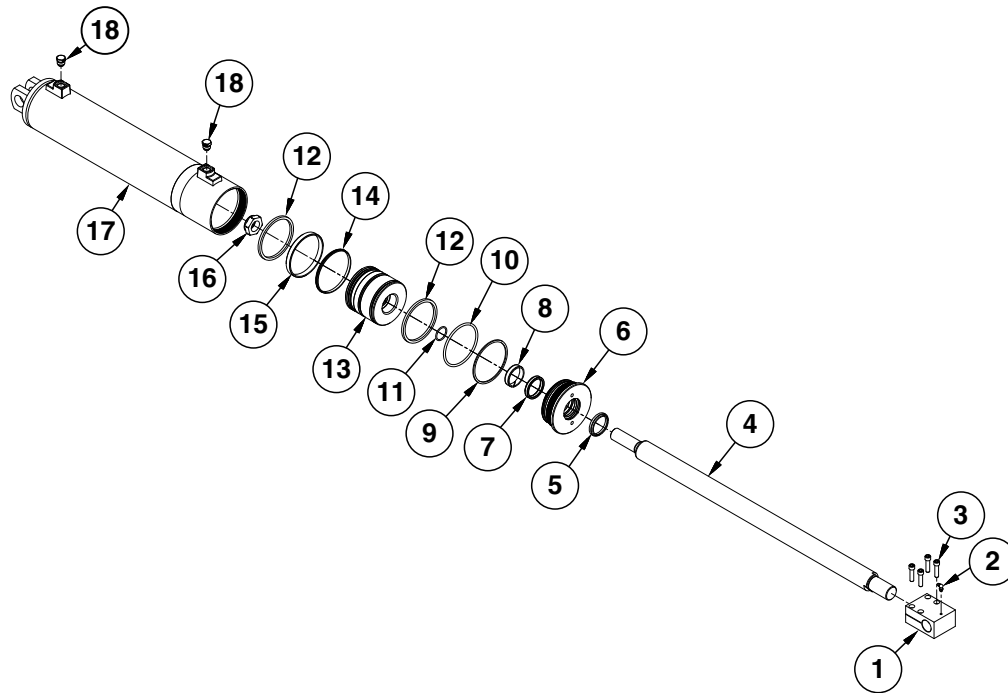
(IP1522)



ITEM	PART NO.	QTY.	DESCRIPTION
1	A8775	1	Barrel (Non-Stock Item)
2	GD27233	1	Nylon Lock Nut, 3/4"-16, Grade 8
3	*A26166	1	Piston Seal
4	GD29689	1	Piston
5	*D29692	1	O-Ring, No. 326
6	*D12235	1	O-Ring, No. 326
7	*D12236	1	Back-Up Ring
8	*D12256	1	U-Cup
9	GD12510	1	Gland
10	*D12233	1	Wiper Rod
11	GD30439	1	Rod
12	GD12101	1	Ring
13	GD11950	1	Clevis
14	G10939	1	Hex Head Cap Screw, 3/8"-16 x 2 1/4"
15	G10108	1	Lock Nut, 3/8"-16
16	G6408-08	2	Plug W/O-Ring, 3/4"-16 O-Ring
	GR1037	-	O-Ring
A	GA21166	-	Cylinder Complete, 2" x 8" (Part Number Stamped On Barrel)
B	GR2229	-	Seal Kit, Includes: (1) Wiper Rod, (2) U-Cup, (3) O-Rings, (1) Back-Up Ring, (1) T-Seal

\*Part of seal kit, item can not be purchased individually.

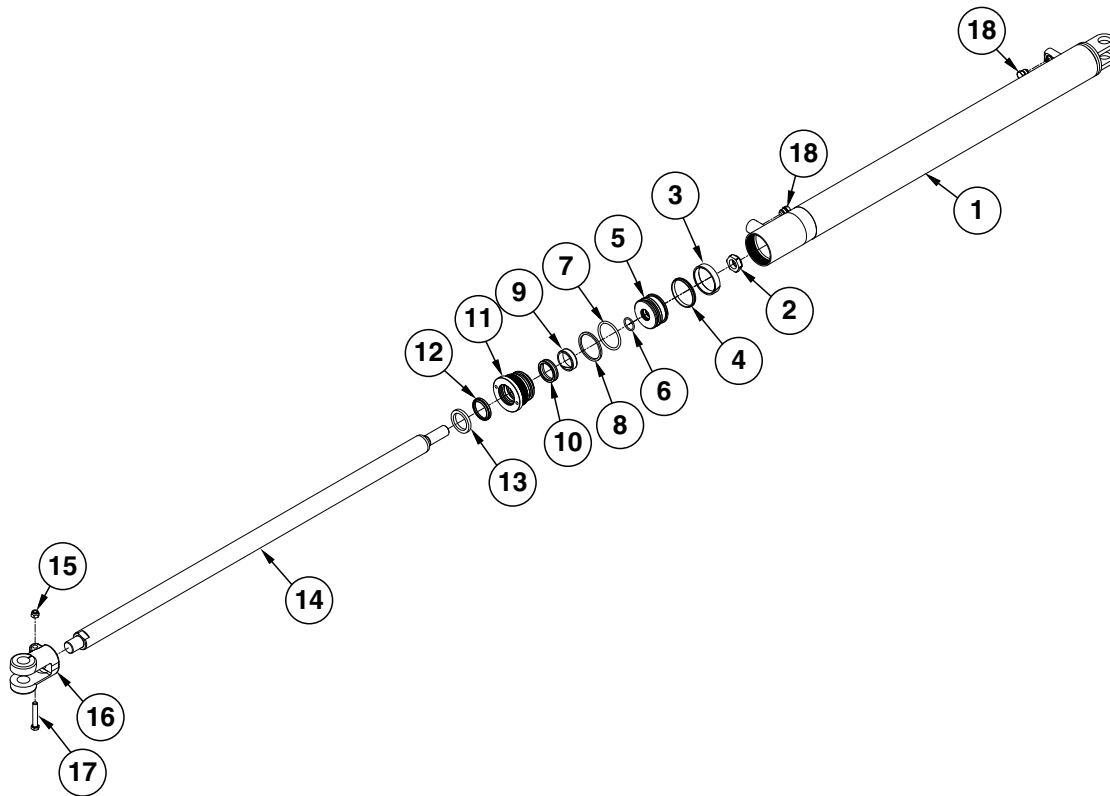
(IP1547)



ITEM	PART NO.	QTY.	DESCRIPTION
1	GD32043	1	Rod Mount
2	G10779	1	Grease Fitting, 90°, ¼"-28
3	G11099	4	Hex Socket Head Cap Screw, ⅜"-16 x 1½", Grade 8
4	GD33552	1	Rod, 2"
5	*D12240	1	Wiper, 2"
6	GD31819	1	Head Gland
7	*D12255	1	U-Cup Seal
8	*D21469	1	Wear Ring
9	*D12247	1	BU Ring
10	*D12246	1	O-Ring, No. 348
11	*D23422	1	O-Ring, No. 219
12	*D12092	2	Piston Ring
13	GD32041	1	Piston
14	*A24474	1	Piston Ring
15	*D30247	1	Wear Ring
16	*D27237	1	Nylon Lock Nut, 1¼"-12, Grade 8
17	A24158	1	Barrel <b>(Non-Stock Item)</b>
18	G6408-08 GR1037	2 -	Plug W/O-Ring, ¾"-16 O-Ring O-Ring
A	GA24156	-	Cylinder Complete, 4¾" x 18.595" <i>(Part Number Stamped On Barrel)</i>
B	GR2249	-	Seal Kit, Includes: (2) Wear Rings, (2) Piston Rings, (1) Back-Up Ring, (1) O-Ring, (1) U-Cup, (1) Wiper Rod, (1) Piston Seal

\*Item is part of seal kit, item can not be purchased individually.

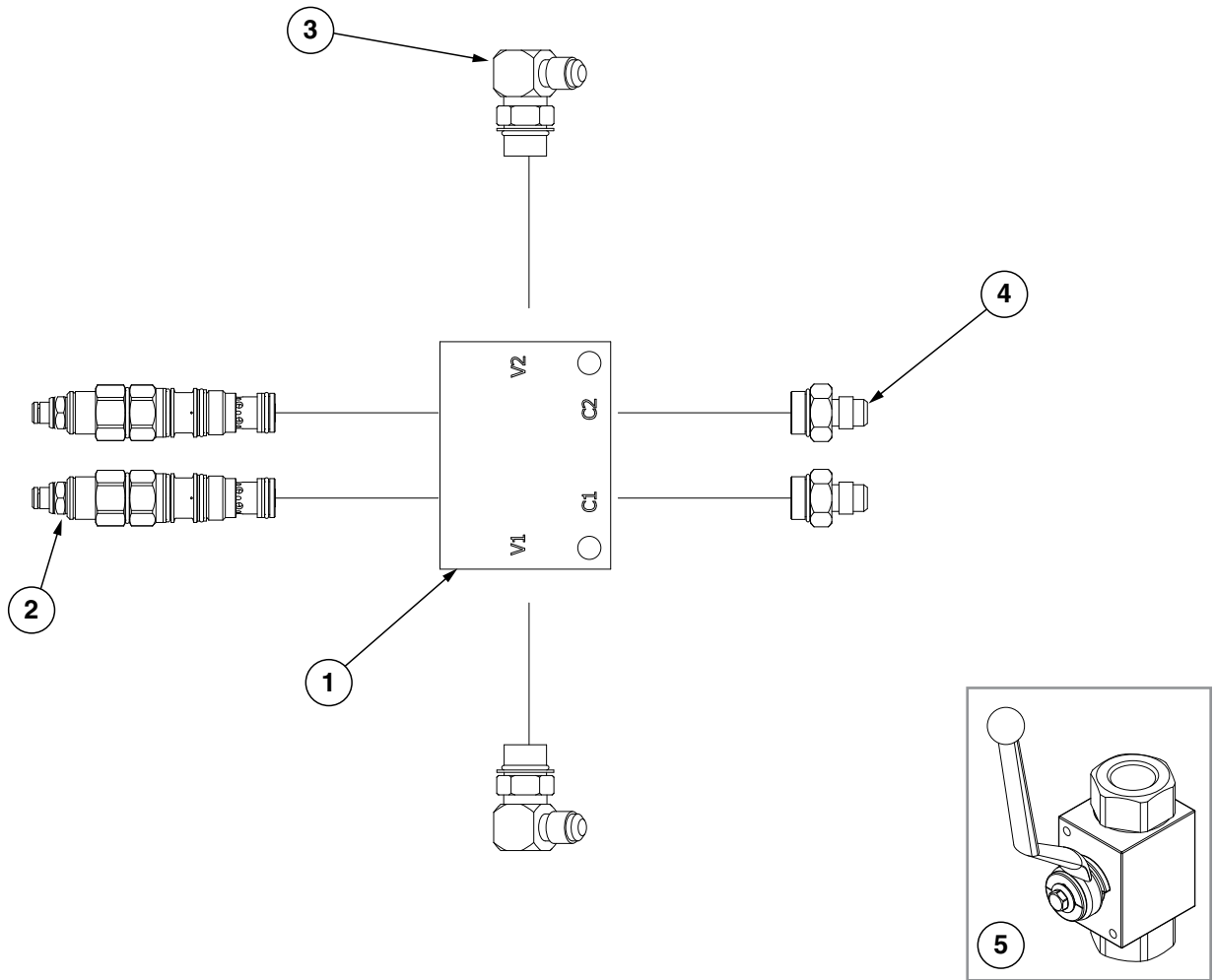
(IP1548)



ITEM	PART NO.	QTY.	DESCRIPTION
1	A22512	1	Barrel (Non-Stock Item)
2	GD27234	1	Nylon Lock Nut, 7/8"-14, Grade 8
3	*D12055	1	Nylon Wear Ring
4	*A24473	1	BP Seal
5	GD31611	1	Piston
6	*D30399	1	O-Ring, No. 119
7	*D12212	1	O-Ring, No. 330
8	*D12213	1	BU Ring
9	*D23424	1	Wear Ring
10	GD12252	1	U-Cup
11	GD32048	1	Head Gland
12	*D12206	1	Wiper, 1 1/2"
13	GD12103	1	Ring
14	GD32047	1	Rod
15	G10108	1	Lock Nut, 3/8"-16
16	GD11950	1	Clevis Rod
17	G10939	1	Hex Head Cap Screw, 3/8"-16 x 2 1/4"
18	G6408-06 GR1045	2 -	Plug W/O-Ring, 9/16"-18 O-Ring O-Ring
A	GA22511	-	Cylinder Complete, 2 1/2" x 46" (Part Number Stamped On Barrel)
B	GR2250	-	Seal Kit, Includes: (2) Wear Rings, (2) O-Rings, (1) U-Cup, (1) Wear Ring, (1) Wiper Rod, (1) Back-Up Ring, (1) Piston Seal

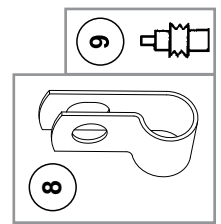
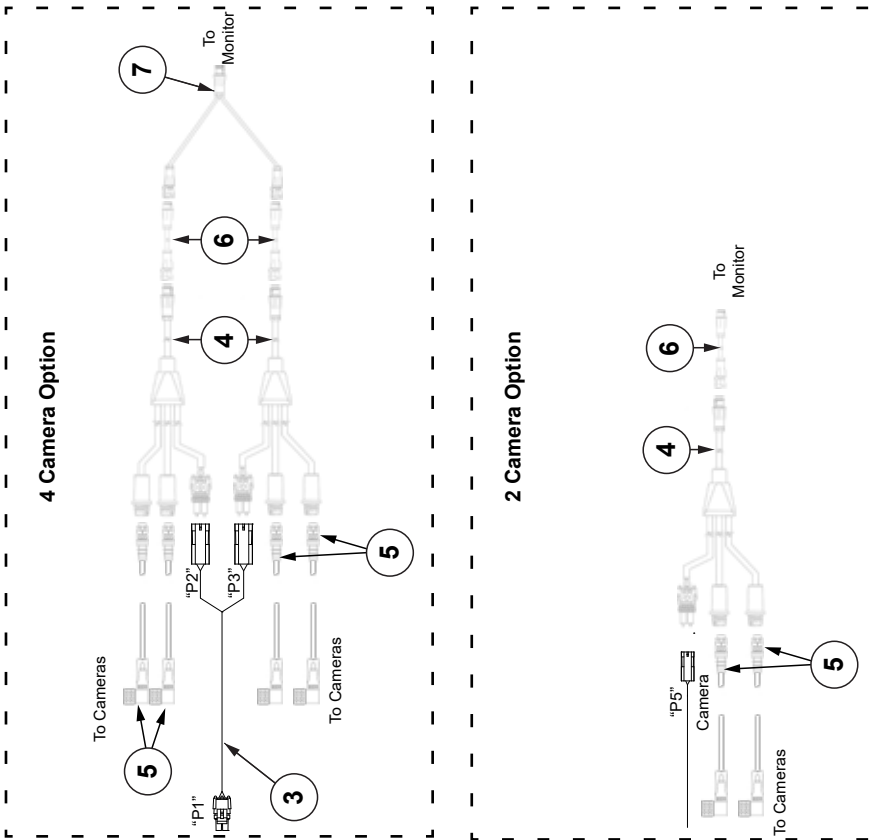
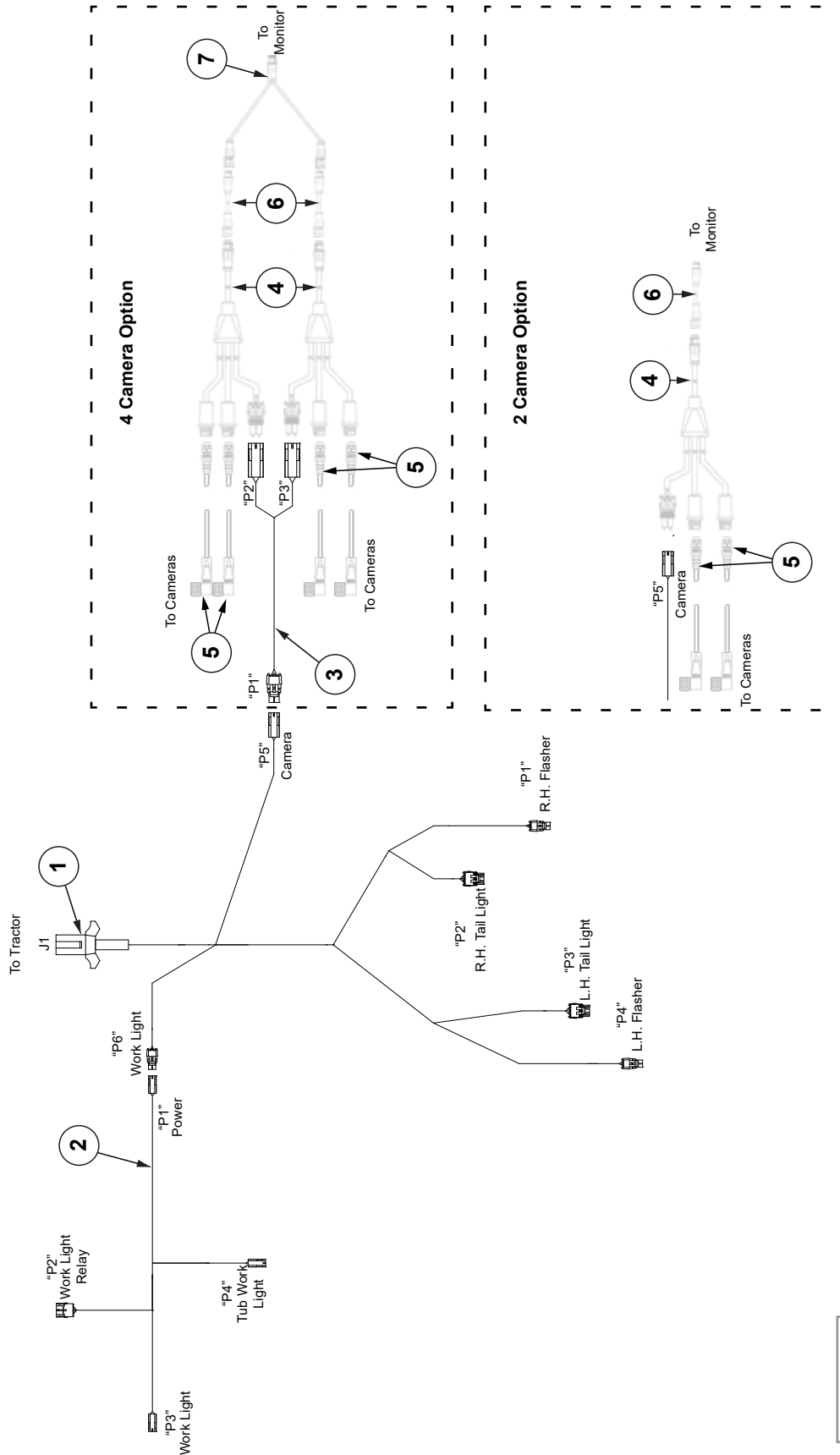
\*Item is part of seal kit, item can not be purchased individually.

(A22514)



ITEM	PART NO.	QTY.	DESCRIPTION
1	GD13499	1	Valve Block
2	GA20697	2	Counterbalance Valve
3	G6801-06-08 GR1037	2 -	Elbow W/O-Ring, 90°, 1/16"-18 Male JIC To 3/4"-16 O-Ring O-Ring
4	G6400-06-08 GR1037	2 -	Connector W/O-Ring, 1/16"-18 Male JIC To 3/4"-16 O-Ring O-Ring
5	GA22901	1	Shutoff Valve

(Z0327\_modified)

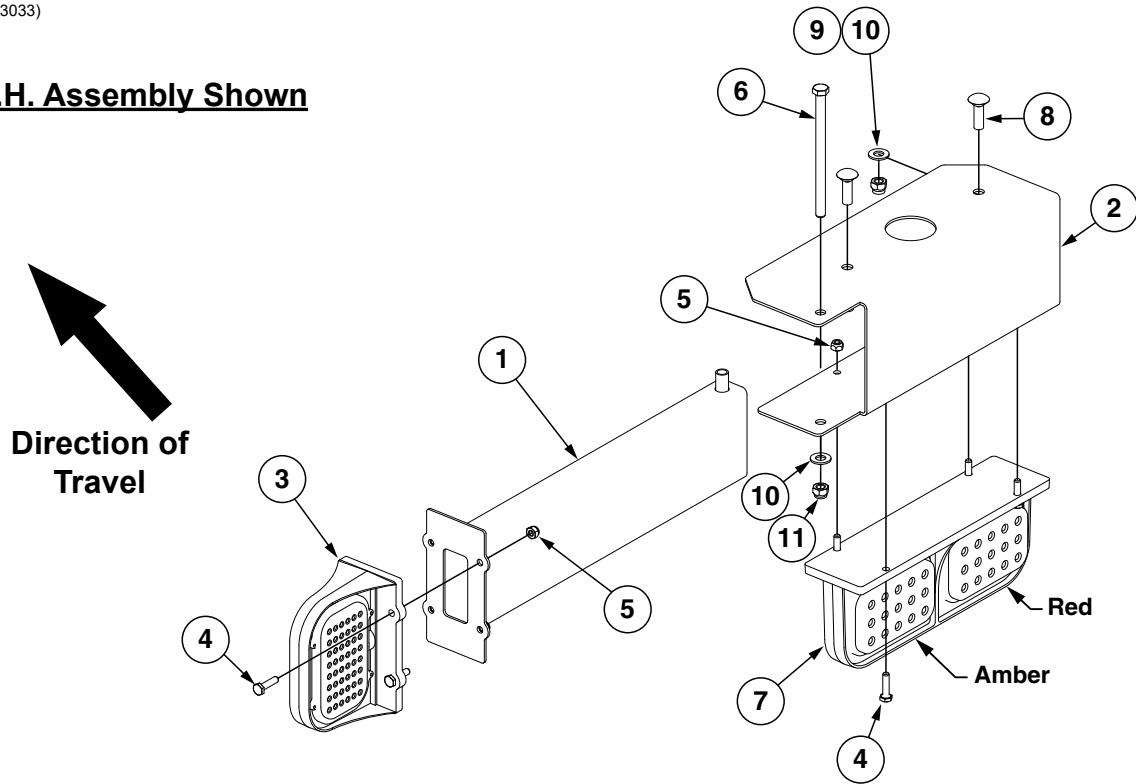




ITEM	PART NO.	QTY.	DESCRIPTION
1	GA22877	1	Light Harness
2	GA22878	2	Work Light Harness
3	GA23100	1	Power Splitter Harness
4	GA16346	-	Camera Harness
5	GA23988	-	Camera Wire Harness, Tail W/90° End
6	GA18725	1	Monitor Harness
7	GA23101	1	Y-Adapter Harness
8	GD13348	-	Insulated Clamp, 1 <sup>1</sup> / <sub>16</sub> "
	G10001	-	Hex Head Cap Screw, 3 <sup>8</sup> / <sub>16</sub> "-16 x 1"
	G11387	-	Hardened Washer, 3 <sup>8</sup> / <sub>16</sub> " SAE
	G10901	-	Lock Nut, 3 <sup>8</sup> / <sub>16</sub> "-16
9	GD11089	-	Sealing Plug

(A23033)

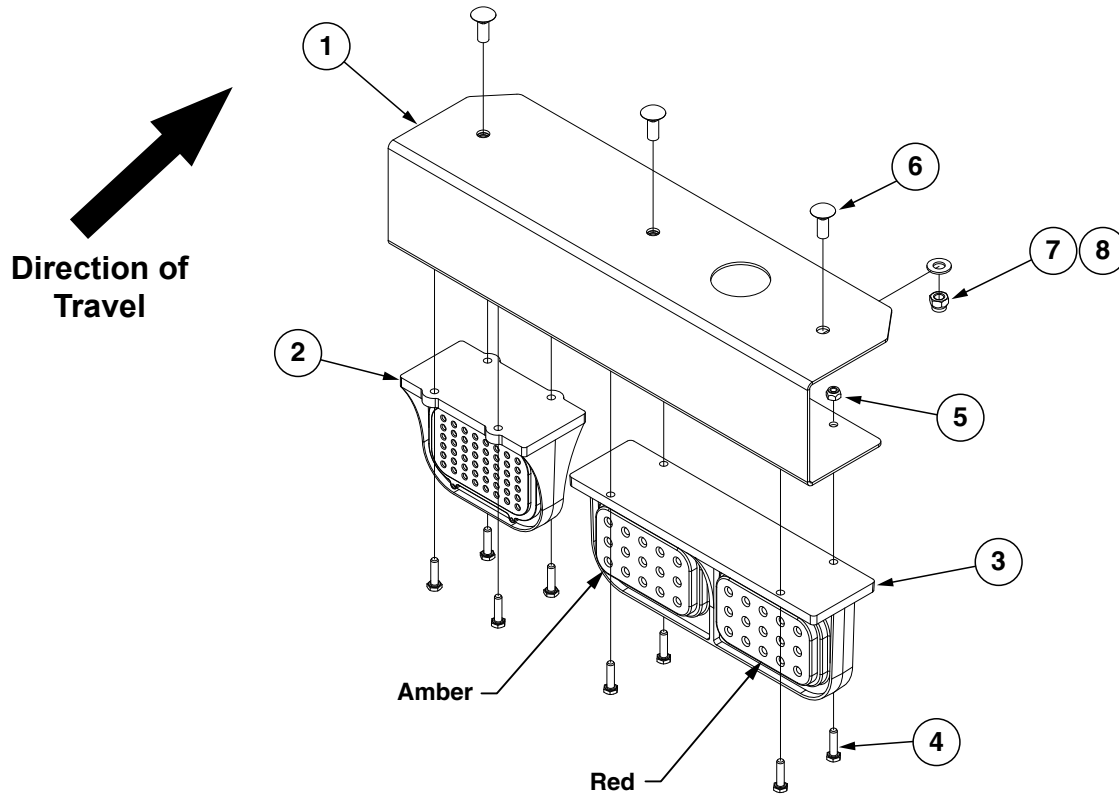
**L.H. Assembly Shown**



ITEM	PART NO.	QTY.	DESCRIPTION
1	GA22636	1	Light Bracket Extension
2	GD32137 GD33055	1	Tail Light Bracket, L.H. Tail Light Bracket, R.H.
3	GA15471	1	Flasher
4	G10064	8	Hex Head Cap Screw, 1/4"-20 x 1"
5	G10110	8	Lock Nut, 1/4"-20, Grade B
6	G10687	1	Hex Head Cap Screw, 3/8"-16 x 5 1/2"
7	GA15470 GA15469	1 -	Tail Flasher, R.H. Tail Flasher, L.H.
8	G10599	2	Carriage Bolt, 3/8"-16 x 1 1/4"
9	G10901	2	Lock Nut, 3/8"-16
10	G11387	3	Hardened Washer, 3/8" SAE
11	G10108	1	Lock Nut, 3/8"-16

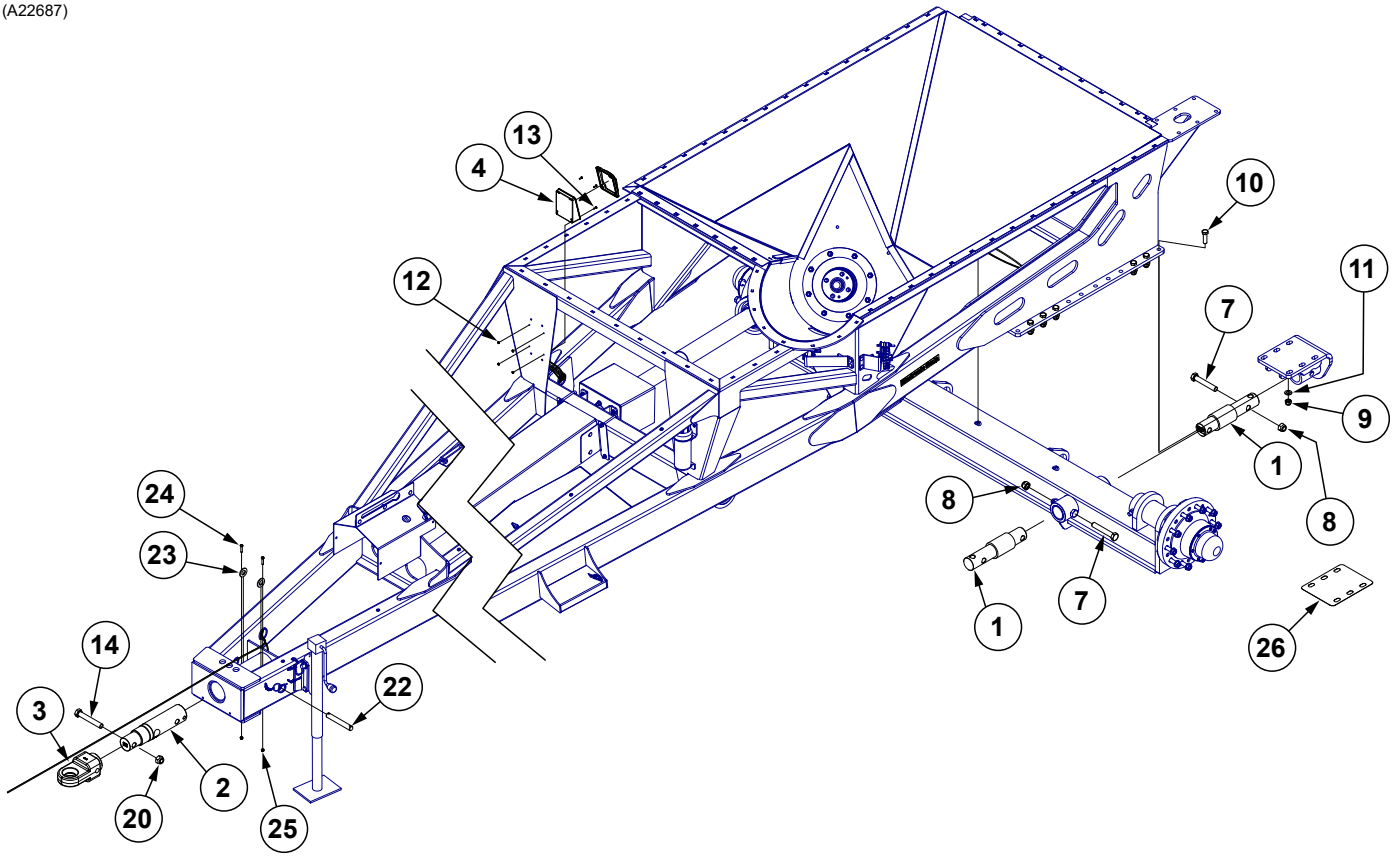
(A22515)

**L.H. Assembly Shown**



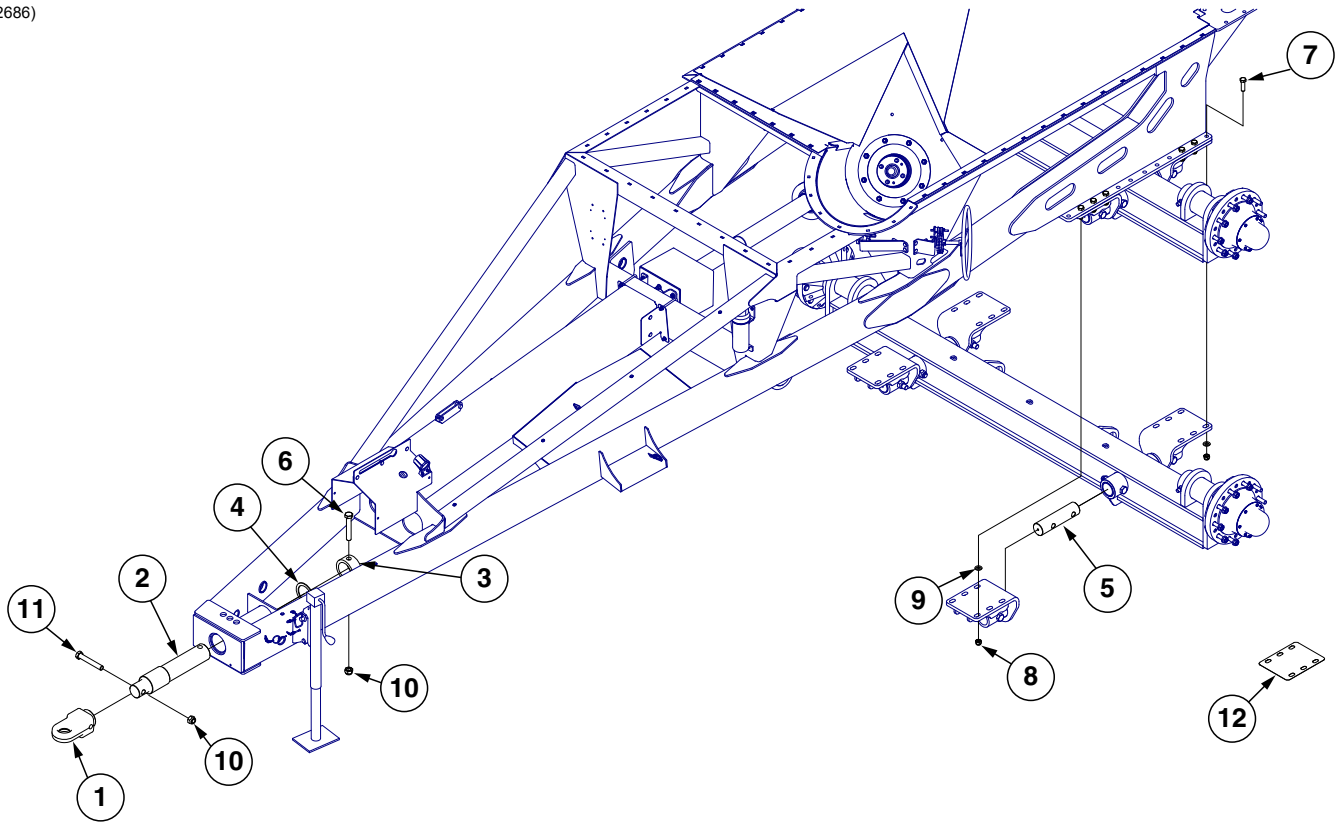
ITEM	PART NO.	QTY.	DESCRIPTION
1	GD32049	1	Light Bracket, L.H.
	GD32050	-	Light Bracket, R.H.
2	GA15471	1	Flasher
3	GA15470	1	Tail Flasher, R.H.
	GA15469	-	Tail Flasher, L.H.
4	G10064	8	Hex Head Cap Screw, 1/4"-20 x 1"
5	G10110	8	Lock Nut, 1/4"-20, Grade B
6	G10305	3	Carriage Bolt, 3/8"-16 x 1"
7	G10901	3	Lock Nut, 3/8"-16
8	G11387	3	Hardened Washer, 3/8" SAE

(A22687)



ITEM	PART NO.	QTY.	DESCRIPTION
1	GA20249	4	Weigh Beam
2	GA24606	1	Hitch Weigh Beam
3	G10834401	1	Ball Hitch Assembly
	G10716801	-	CAT 4 Ball (Included W/G10834401)
	G10716701	-	CAT 5 Ball
4	GA18777	1	Junction Box W/Cable
	GR1431	-	Cable, 30' (Item Included W/GA18777)
5	---	---	---
6	---	-	---
7	G10648	8	Hex Head Cap Screw, 1"-8 x 6", Grade 8
8	G10396	8	Lock Nut, 1"-8
9	G10112	24	Lock Nut, 3/4"-10
10	G10027	24	Hex Head Cap Screw, 3/4"-10 x 2 1/2"
11	G11392	48	Flat Washer, 3/4" SAE
12	G10395	4	Hex Nut, No. 10-24
13	G10331	4	Pan Head Machine Screw, No. 10 x 5/8"
14	G10488101	1	Hex Head Cap Screw, 1"-8 x 7", Grade 8
15	G11229	4	Slotted Pan Head Self-Tapping Screw, 10-16 x 1/2"
16	G10522	2	Slotted Hex Self-Tapping Screw, 1/4"-20 x 3/4"
17	G10966	4	Phillips Head Self-Tapping Screw, No. 10 x 1/2"
18	---	-	---
19	---	-	---
20	G10396	1	Lock Nut, 1"-8
21	---	-	---
22	GD33747	1	Hitch Pin
23	G11394	2	Flat Washer, 1" SAE
24	G10133	2	Hex Head Cap Screw, 5/16"-18 x 1 1/2"
25	G11182	2	Lock Nut W/Nylon Insert, 5/16"-18
26	GD34093	-	Axle Mount Shim

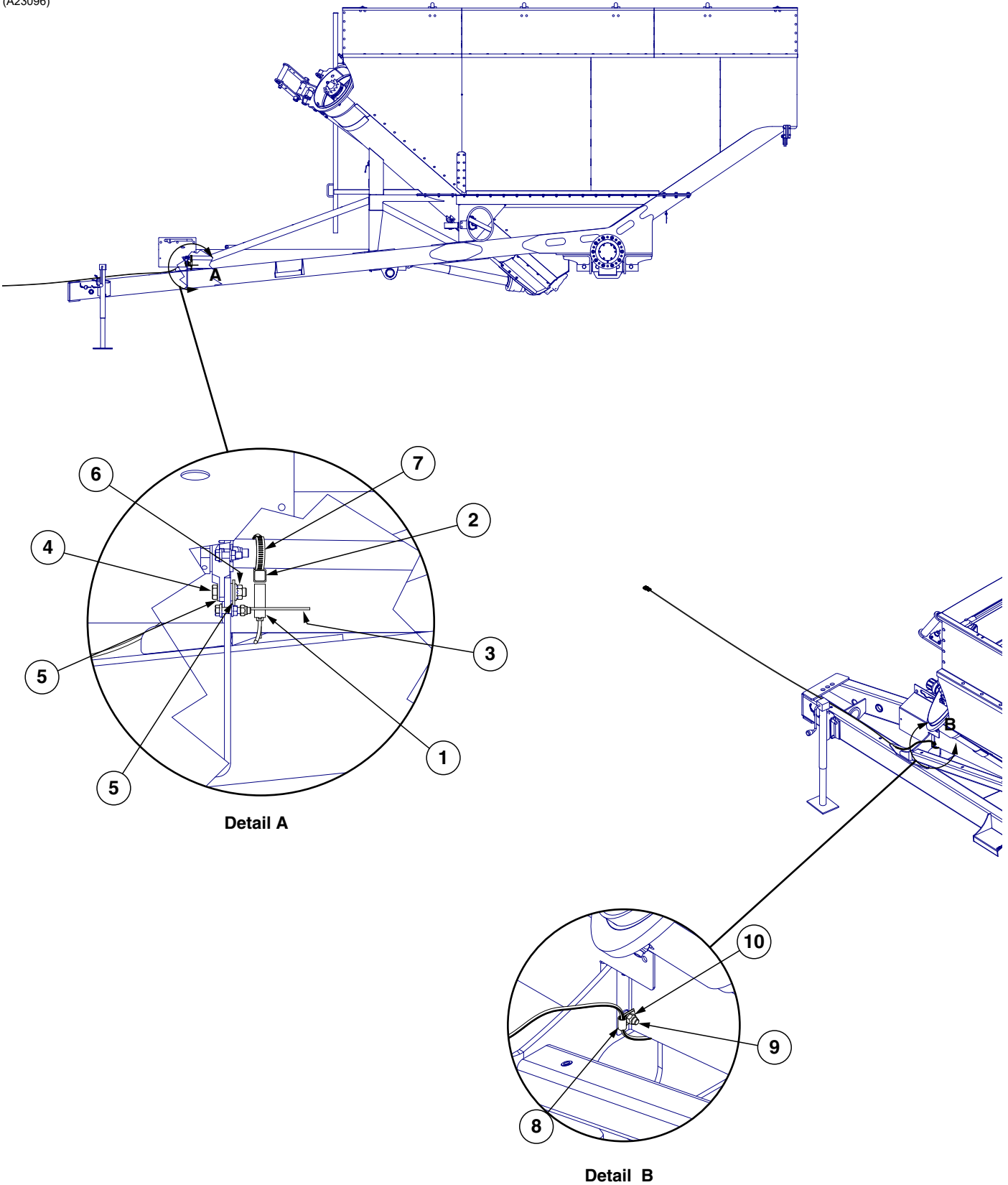
(A22686)



ITEM	PART NO.	QTY.	DESCRIPTION
1	G10834401 G10716801 G10716701	1 - -	Ball Hitch Assembly CAT 4 Ball (Included W/G10834401) CAT 5 Ball
2	GD32453	1	Hitch Pin
3	GD32392	1	Sleeve, 3.813" I.D. x 5" O.D.
4	GD32451	1	Bushing, 3.813" I.D. x 5" O.D.
5	GD32450	4	Axle Pin
6	G10648	1	Hex Head Cap Screw, 1"-8 x 6", Grade 8
7	G10028	24	Hex Head Cap Screw, 3/4"-10 x 3"
8	G10112	24	Lock Nut, 3/4"-10
9	G11392	48	Flat Washer, 3/4" SAE
10	G10396	2	Lock Nut, 1"-8
11	G10488101	1	Hex Head Cap Screw, 1"-8 x 6 1/2", Grade 8
12	GD34093	-	Axle Mount Shim

**This page left blank intentionally.**

(A23096)

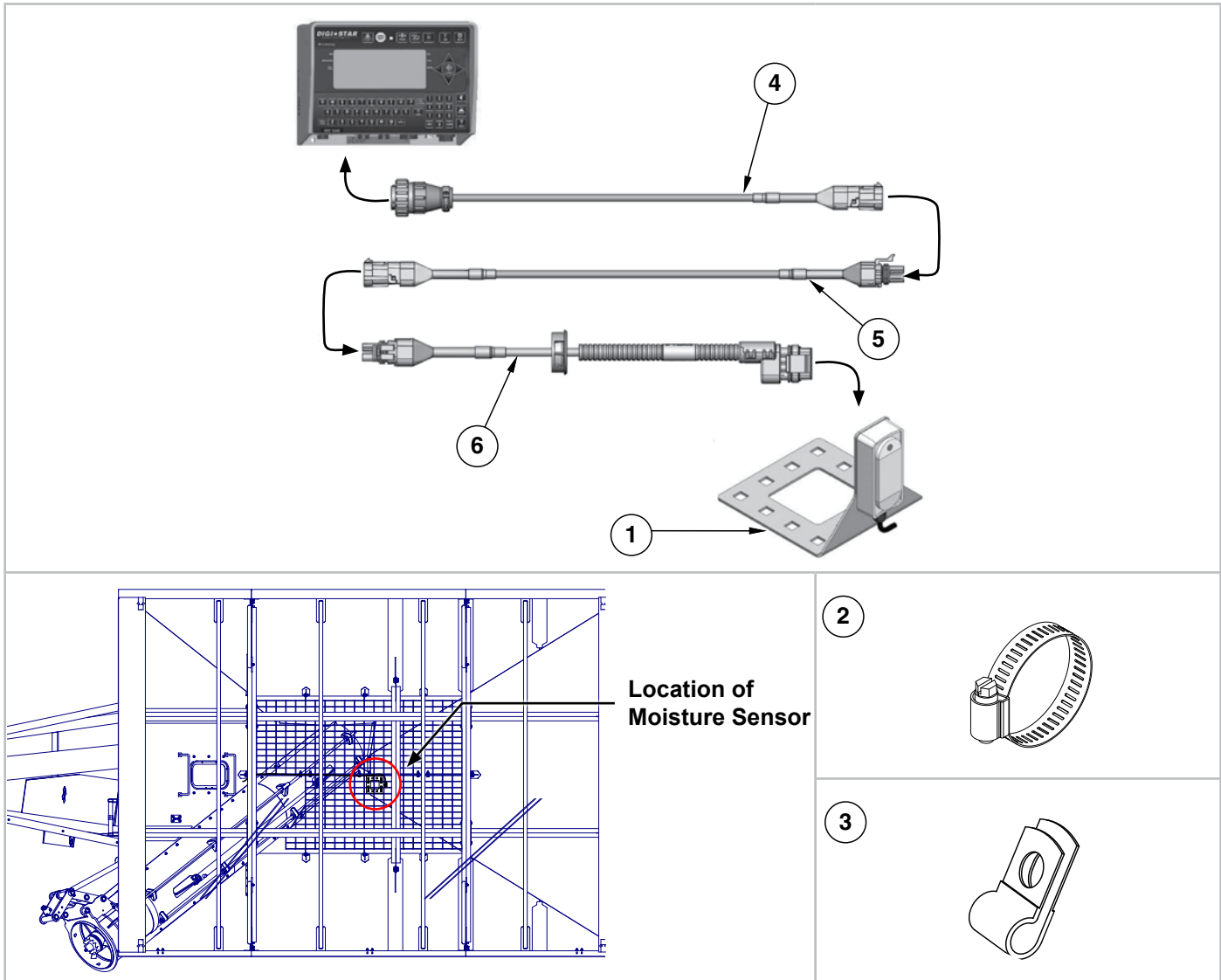




---

ITEM	PART NO.	QTY.	DESCRIPTION
1	GD26448	1	Rotation Counter Sensor
2	GD26449	1	Target
3	GD26451	1	RC Sensor Mounting Bracket
4	G10039	1	Hex Head Cap Screw, 1/2"-13 x 1 3/4"
5	G11389	2	Flat Washer, 1/2" Plated SAE
6	G10071	1	Serrated Flange Nut, 1/2"-13
7	G10676	1	Hose Clamp, No. 36, Stainless Steel
8	GD6291	1	Insulated Clamp, 3/8"
9	G11411	1	Hex Serrated Flange Cap Screw, 3/8"-16 x 1 3/4"
10	G10108	1	Lock Nut, 3/8"-16

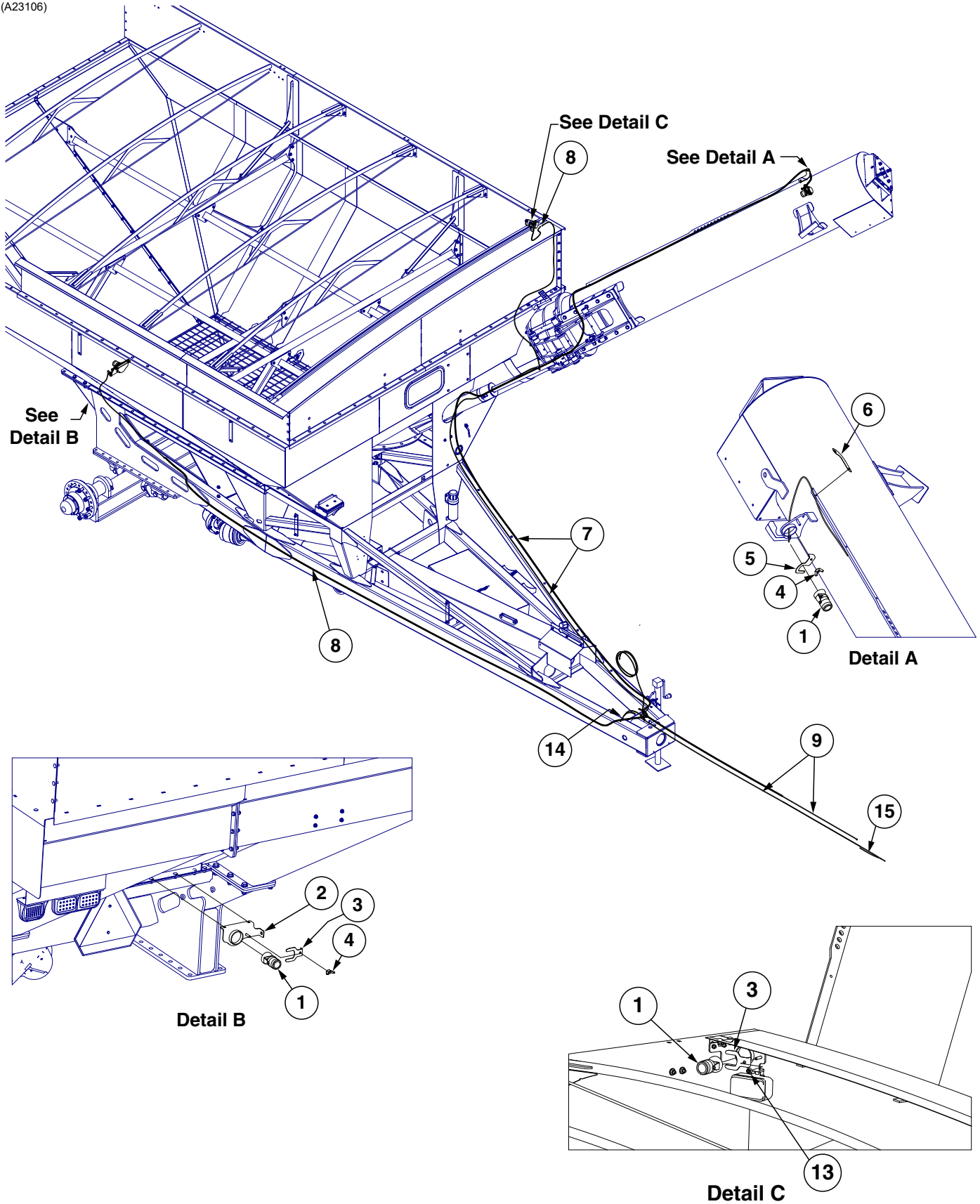
(A23097)

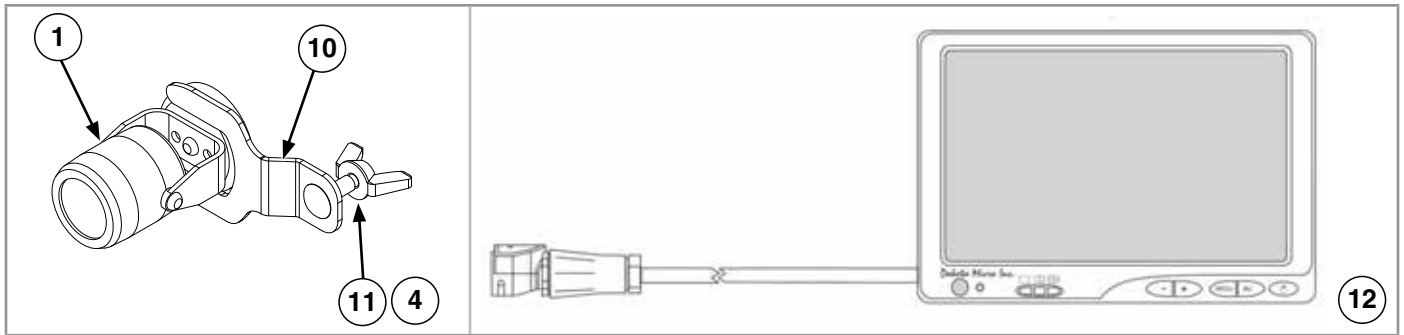


ITEM	PART NO.	QTY.	DESCRIPTION
1	GA23099	1	Moisture Sensor
2	G10676	4	Hose Clamp, No. 36, Stainless Steel
3	GD6291	5	Insulated Clamp, 3/8"
	GD22965	2	Insulated Clamp, 1/4"
	G10018	2	Hex Head Cap Screw, 5/16"-18 x 5/8"
	G10620	2	Serrated Flange Nut, 5/16"-18
4	GD33125	1	Moisture to Indicator Cable
5	GD33126	1	WP 4 Pin Extension Cable, 25'
6	GD33124	1	Moisture Sensor Cable
A	G1K744	1	Moisture Sensor Kit (Items 1-6)

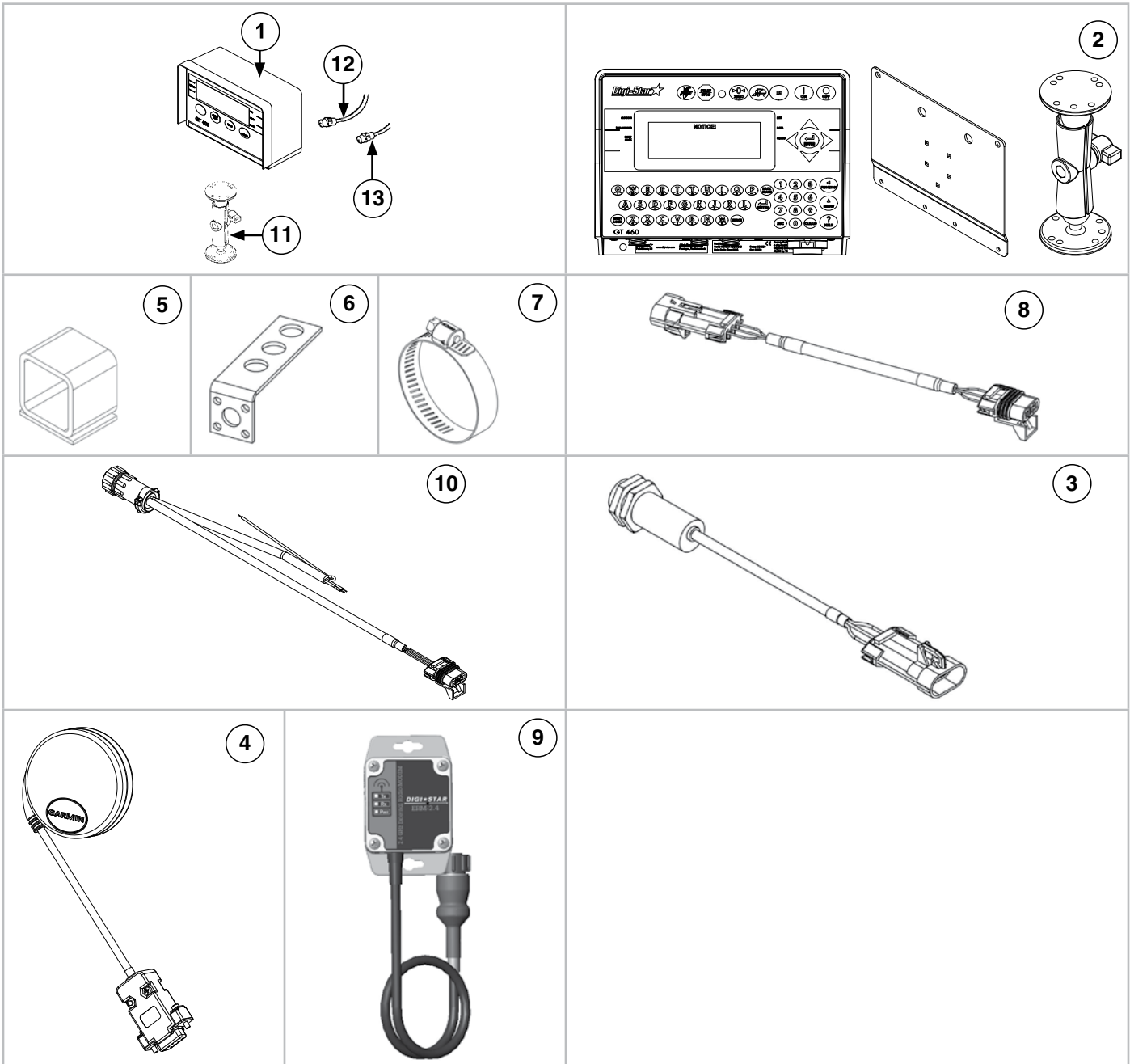
**This page left blank intentionally.**

(A23106)

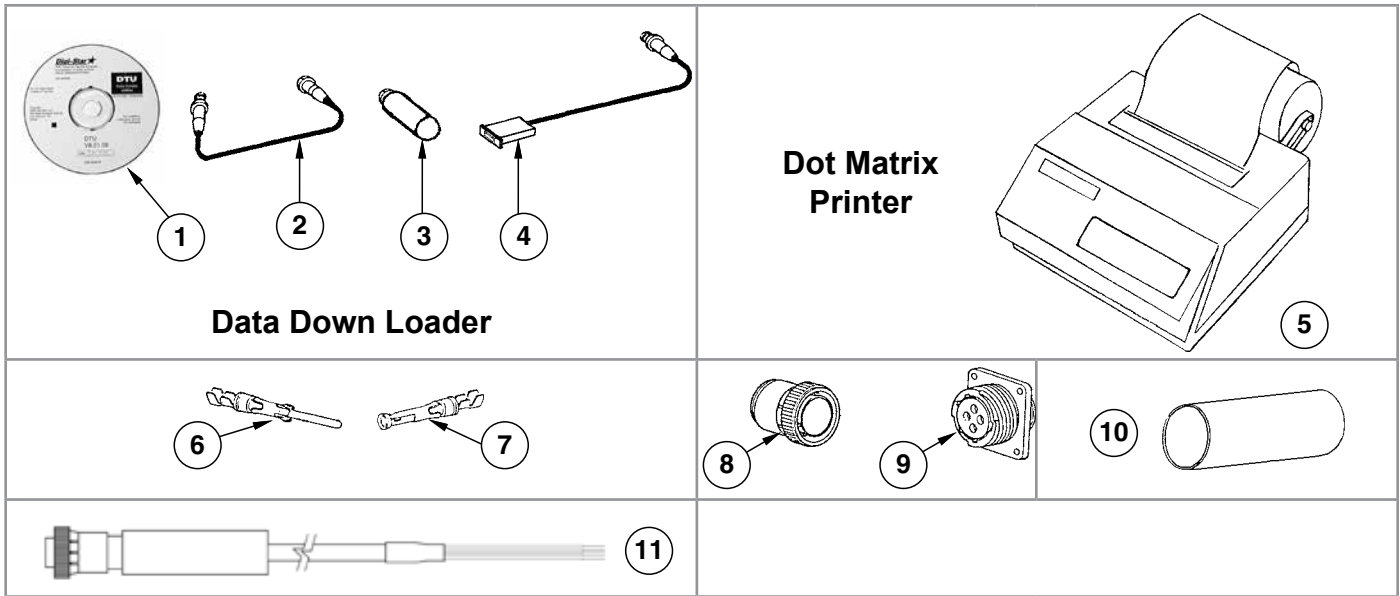




ITEM	PART NO.	QTY.	DESCRIPTION
1	GA15291	2	Ag Camera
2	GA23011	1	Camera Mount
3	GD22834	1	Hold Down Camera Bracket
4	G10163	-	Wing Nut, 3/8"-16
5	GD22832	1	Hold Down Camera Bracket
6	GD22858	1	Connector Bulkhead Plate
7	GA16346	-	Camera Harness ( <a href="#">"Electrical Schematic" on page P57</a> )
8	---	-	---
9	GA18725	-	Monitor Harness ( <a href="#">"Electrical Schematic" on page P57</a> )
10	GD33112	1	Flexible Lockdown Bracket
11	G10305	-	Carriage Bolt, 3/8"-16 x 1"
12	GA16839	1	Camera Monitor, 9" W/Quad
13	G11091	1	Serrated Flange Nut, 3/8"-16
14	GA23100	1	Power Splitter Harness ( <a href="#">"Electrical Schematic" on page P57</a> )
15	GA23101	1	Y-Adapter Harness ( <a href="#">"Electrical Schematic" on page P57</a> )



ITEM	PART NO.	QTY.	DESCRIPTION
1	G8367X	-	GT 400 Indicator W/Serial Port For Printer (Factory Calibration Required - Specify Cart Type)
2	GA23975	-	GT 560 Indicator W/Wifi and Serial Port For Printer
	GA23916	-	EZIII Ram Mounting Assembly, Includes: (1) 1½" Ram mount Assembly, EZIII Ram Mounting Bracket, and Required Hardware
3	GD26448	-	AutoLog Rotation Counter Sensor
4	GA23912	-	GPS, RS232
5	GD26449	-	Target
6	GD26451	-	RC Sensor Mounting Bracket
7	GD26450	-	Hose Clamp, 24SS
8	GD26447	-	RC Sensor Extension Cable, 16'
9	GA23913	-	Radio, ERM-Wifi
10	GD33123	-	RPM Sensor Cable
11	GA12403	-	Mounting Bracket Assembly, Includes: (2) Mounting Brackets, (2) Connector Halves, (1) Compression Spring (1) Tension Knob, (1) ¼"-20 x 1¾" Hex Head Cap Screw, (1) ¼" Plastic Washer, (1) ¼" Steel Washer
	GR1762	-	Console Mounting Bracket Hardware Package, Includes: (2) No. 10-32 x 5-8" Hex Socket Pan Head Screw, (3) ¼" Lock Washers
12	GA4683	-	Cable Extension (To Junction Box Cable)
13	GA6772	-	Battery Power Cable, 10'



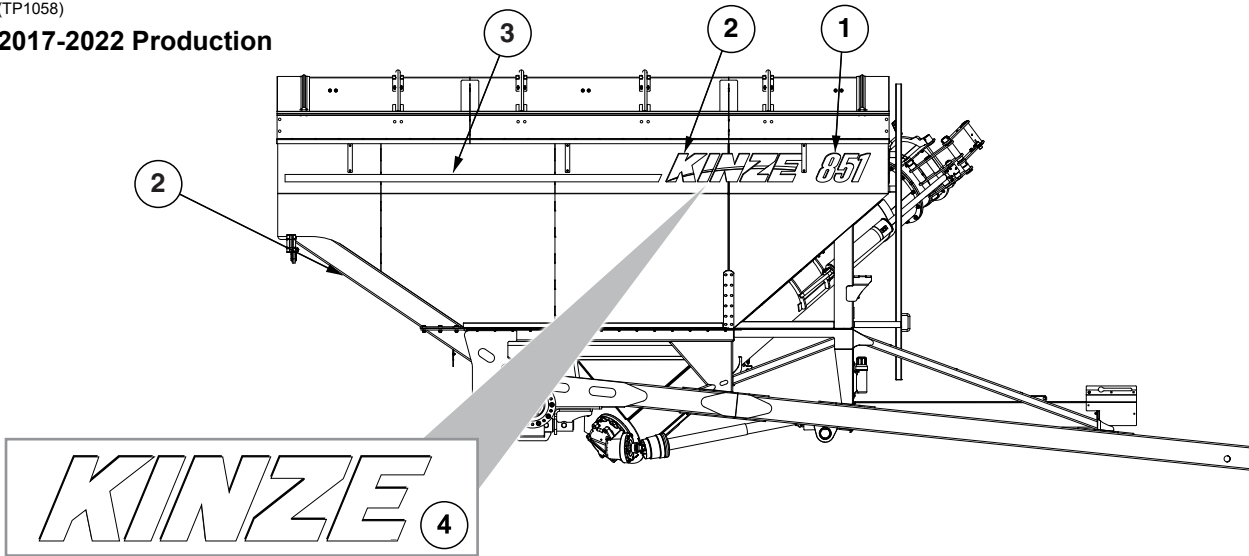
ITEM	PART NO.	QTY.	DESCRIPTION
1	GD14416	1	Program CD
2	GA10013	1	Module Cable
3	GA10012	1	Downloader Module
4	GA10011	1	Interface Cable
5	G7383X	-	Optional Printer W/Data Cable And Power Cable
	GR1491	-	Data Cable (Used Between Indicator And Printer) (Item Included W/G7383X)
	GR1492	-	Power Cable (Item Included W/G7383X)
6	GR1067	-	Pin
7	GR1171	-	Female Socket Contact
8	GR1068	-	Connector, Male
9	GR1170	-	Connector, Female
10	GR1069	-	Shrink Tube, 2½"
11	GR1431	-	Cable, 30' (If Applicable)



**This page left blank intentionally.**

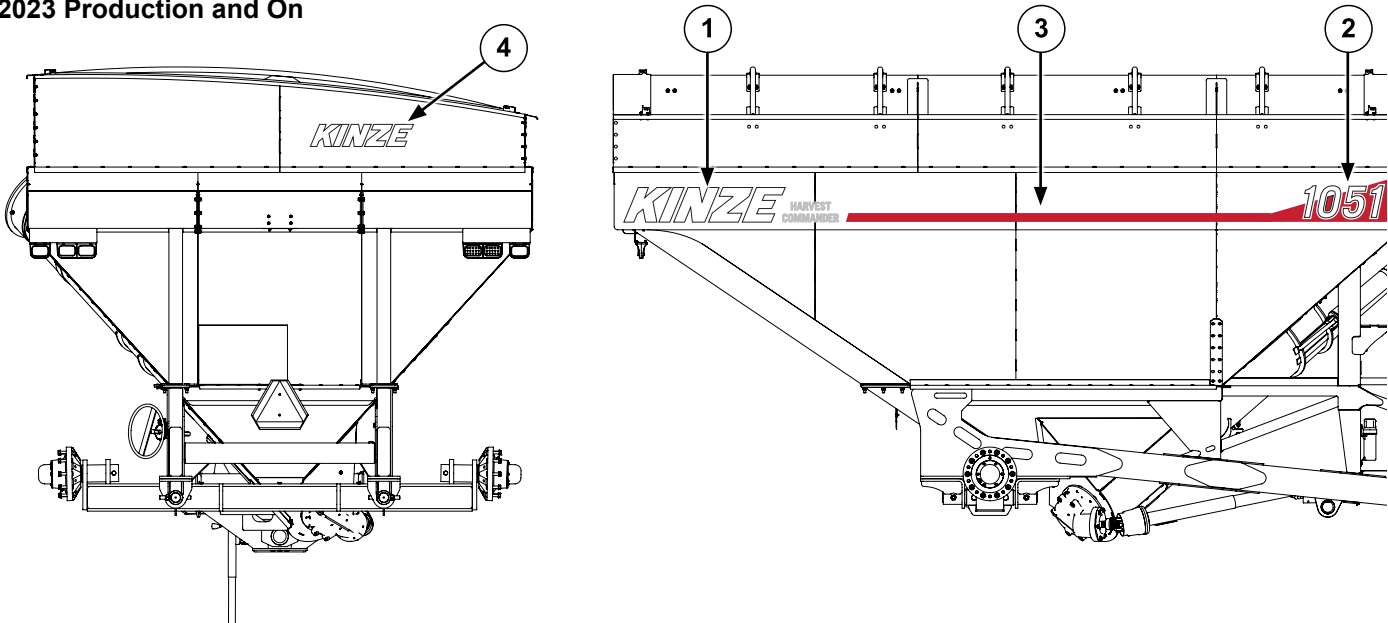
(TP1058)

2017-2022 Production



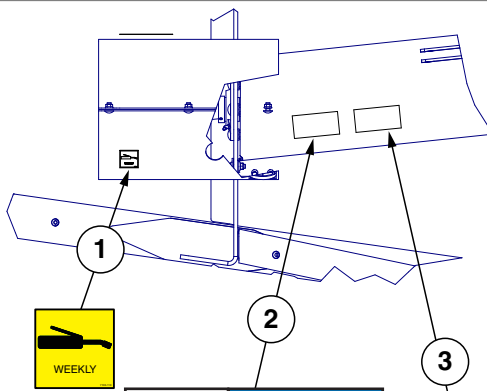
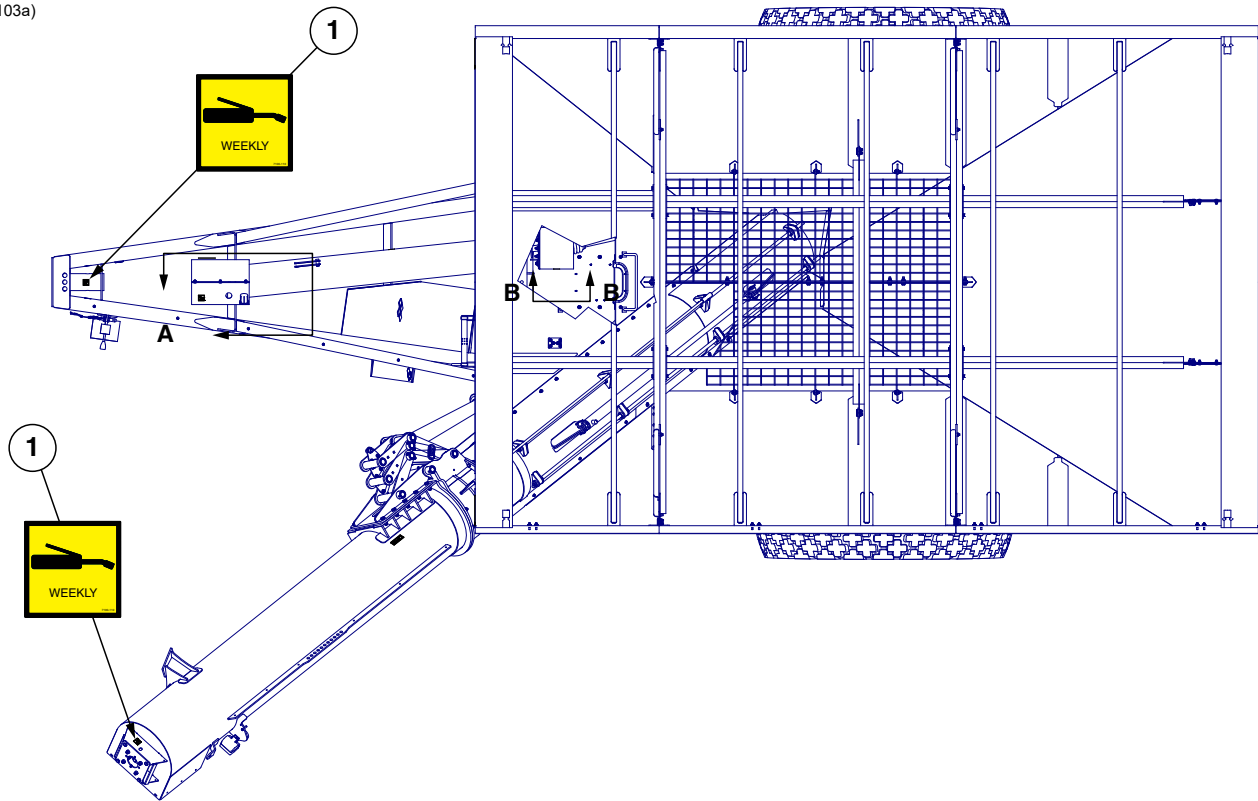
ITEM	PART NO.	QTY.	DESCRIPTION
1	G7100-530	2	Kinze Decal, 851
	G7100-531	2	Kinze Decal, 1051
2	G7100-532	3	Kinze Decal (2017-2019 Production)
3	G7100-535	-	Stripe Decal
4	G10112001	3	Kinze Decal (2020-2022 Production)

2023 Production and On



ITEM	PART NO.	QTY.	DESCRIPTION
1	G10480101	1	Kinze Harvest Commander Decal, 10" Tall
2	G10479601	2	1051 Tail Graphic
3	G10479301	2	Stripe Decal, 2½" Wide
4	G10479401	2	Kinze Logo Decal, 30" Wide

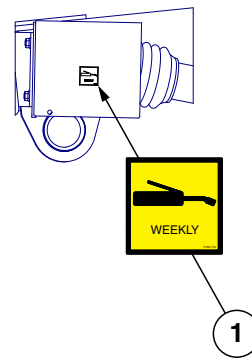
(A23103a)



**NOTICE**  
 Operating tractor PTO above 750 RPM with augers empty will damage equipment.  
 Make sure grain is flowing properly before increasing to higher RPM's. Read Operator Manual for instructions.

**⚠ DANGER**  
 Contact with rotating driveline will cause death or serious injury. Keep away at all times when operating.  
 Never operate without all guards and equipment shields properly installed.

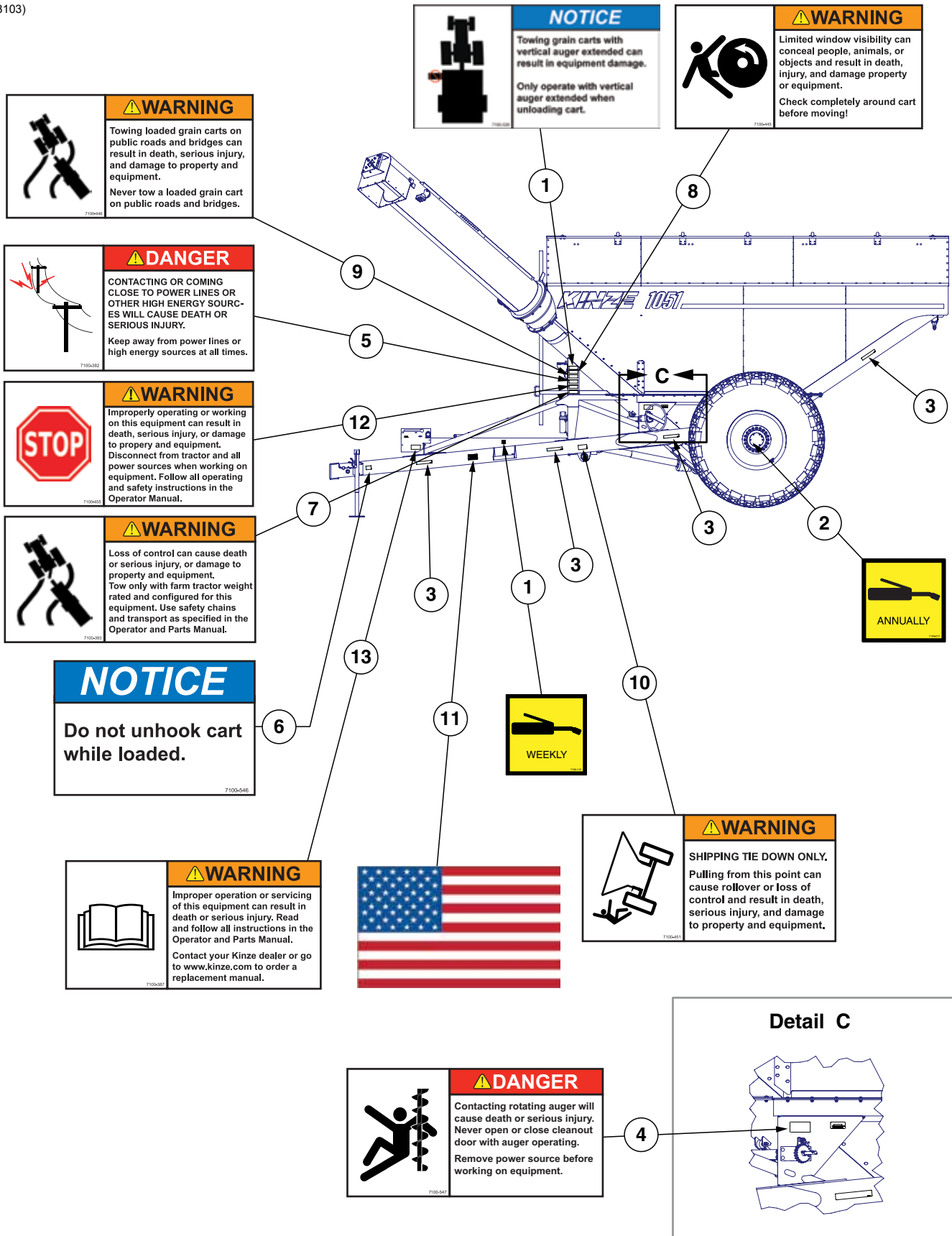
Detail A



Section B-B

ITEM	PART NO.	QTY.	DESCRIPTION
1	G7100-110	4	Decal, Grease Weekly
2	G7100-449	1	Decal, Notice
3	G7100-452	1	Decal, Danger

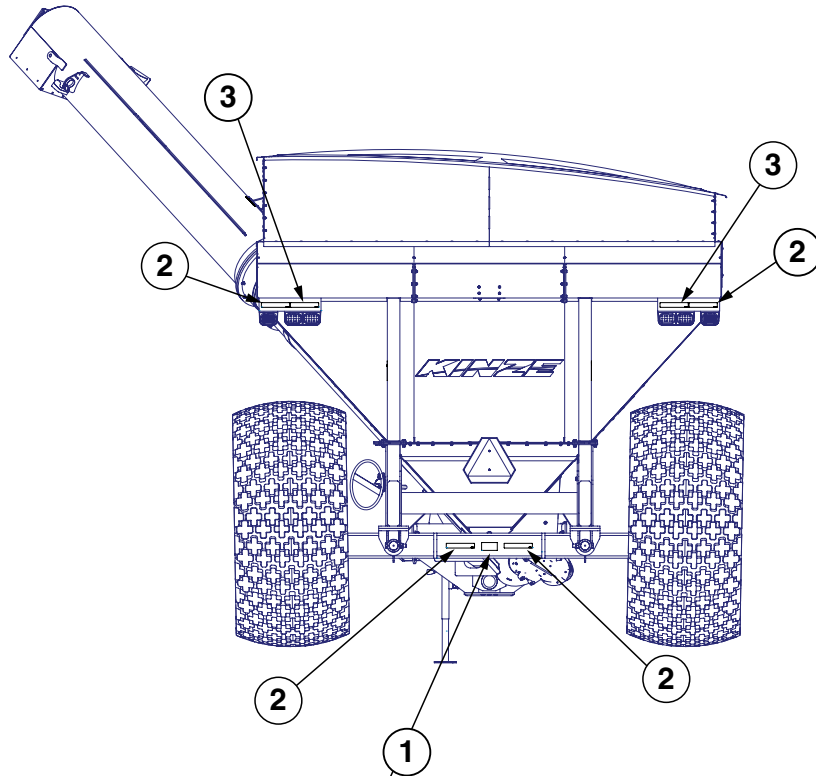
(A23103)



---

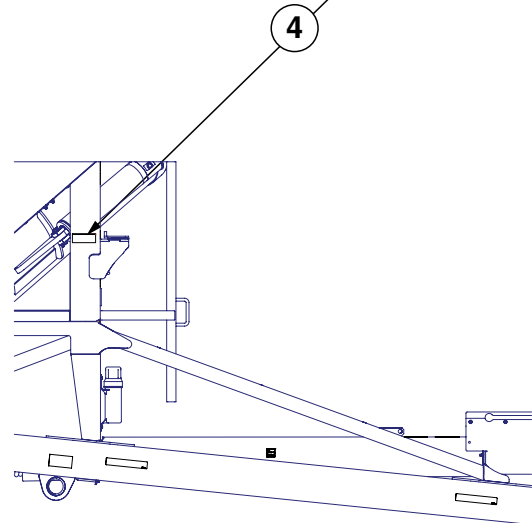
ITEM	PART NO.	QTY.	DESCRIPTION
1	G7100-528	10	Decal, Notice
2	G7100-277	2	Decal, Grease Annually
3	G7100-558	10	Reflective Decal, Amber, 2" x 9", Rectangular
4	G7100-547	2	Decal, Warning
5	G7100-382	1	Decal, Danger
6	G7100-546	1	Decal, Notice
7	G7100-393	1	Decal, Warning
8	G7100-445	1	Decal, Warning
9	G7100-446	1	Decal, Warning
10	G7100-451	3	Decal, Warning
11	G7100-484	1	Decal, American Flag
12	G7100-455	1	Decal, Warning
13	G7100-387	1	Decal, Warning

(A23103b)



**WARNING**  
 SHIPPING TIE DOWN ONLY.  
 Pulling from this point can cause rollover or loss of control and result in death, serious injury, and damage to property and equipment.

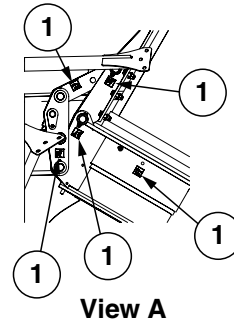
**WARNING**  
 Contact with hydraulic folding auger can and cause death, serious injury, and damage to property and equipment. Stay away from folding auger at all times. Make sure auger is clear of people and objects before folding or unfolding.



Right Side

ITEM	PART NO.	QTY.	DESCRIPTION
1	G7100-451	3	Decal, Warning
2	G7100-557	4	Reflective Decal, Red, 2" x 9", Rectangular
3	G7100-559	2	Reflective Decal, Orange, 2" x 9", Rectangular
4	G7100-454	1	Decal, Warning

(A23103c)



**WARNING**

7100-572

Falling from equipment can cause death or serious injury.

Use three points of contact when working on equipment.

Never ride on equipment!

**DANGER**

7100-547

Contacting rotating auger will cause death or serious injury. Never open or close cleanout door with auger operating.

Remove power source before working on equipment.

**DANGER**

Entering the grain cart can result in death or serious injury.

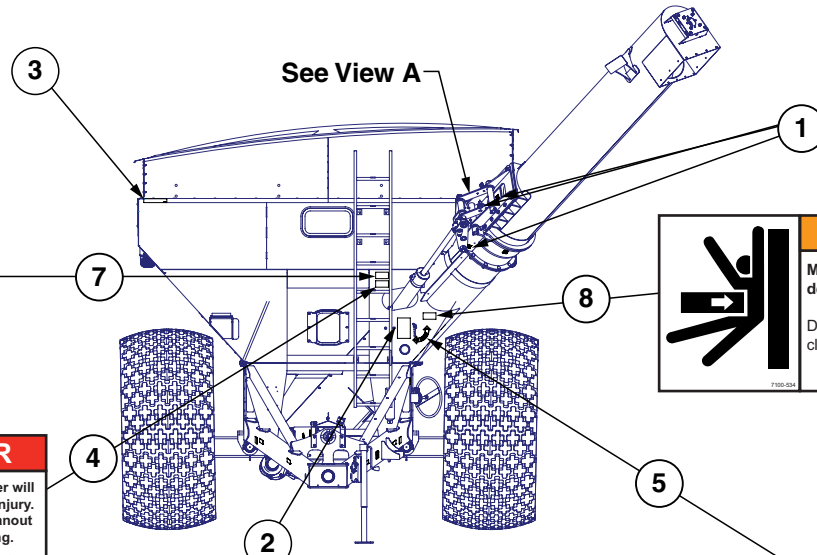
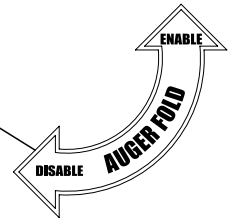
- Never enter grain cart when there is an energy source attached to the cart.
- Flowing grain can trap and suffocate.

**WARNING**

7100-534

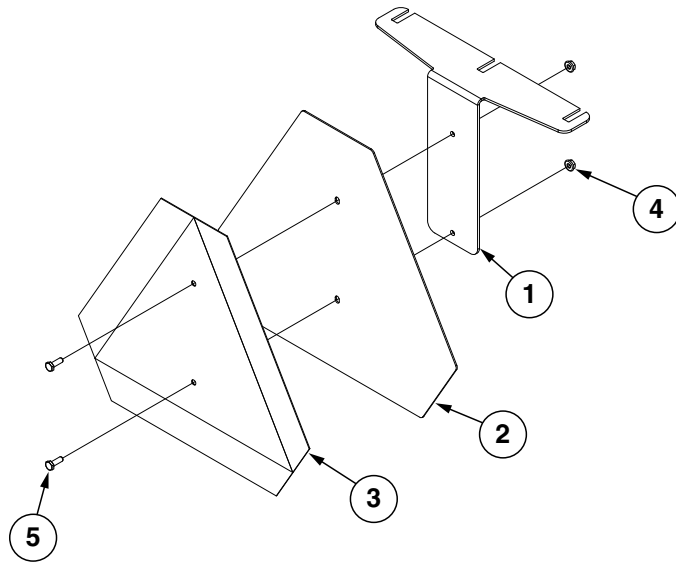
Moving auger can cause death or serious injury.

Disable auger fold before climbing ladder.



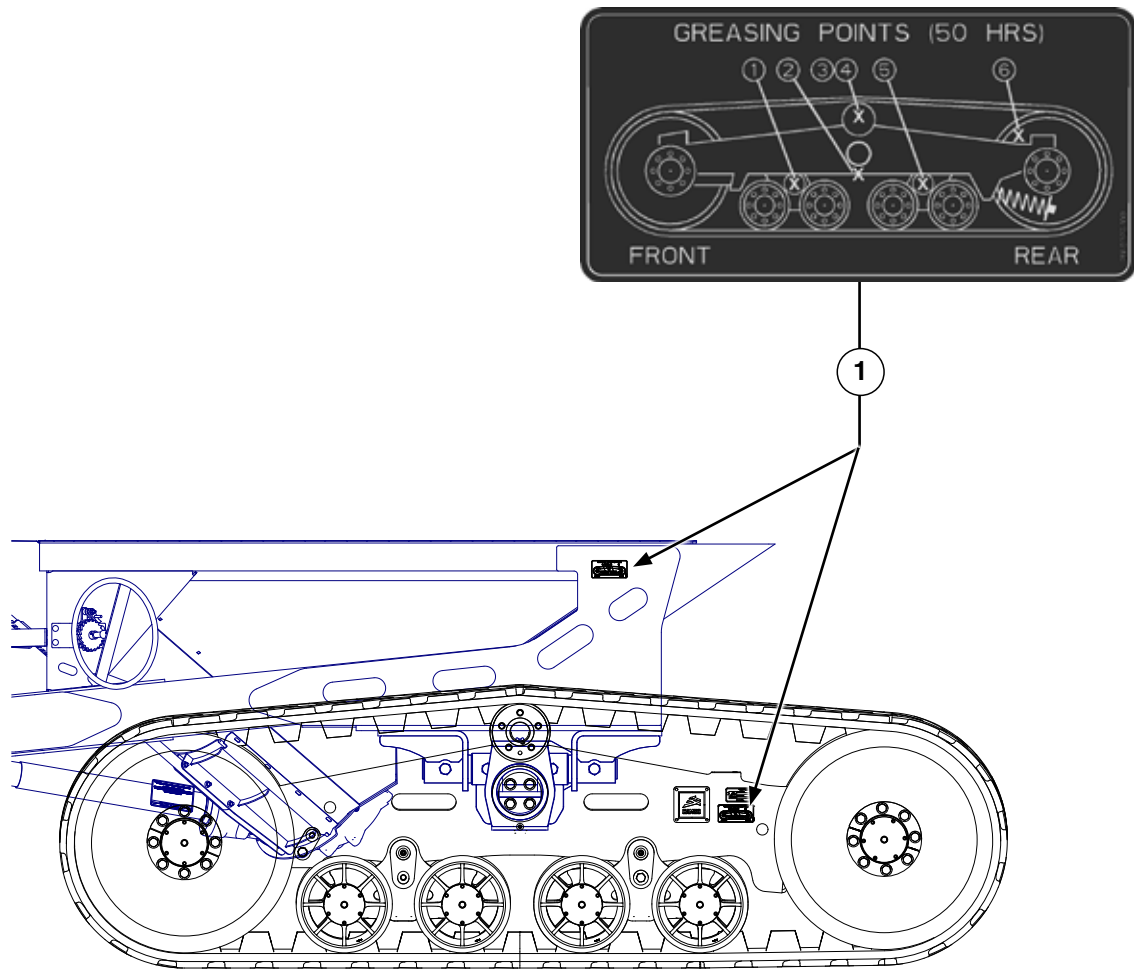
ITEM	PART NO.	QTY.	DESCRIPTION
1	G7100-110	5	Decal, Grease Weekly
2	G7100-463	1	Decal, Danger
3	G7100-558	10	Reflective Decal, Amber, 2" x 9", Rectangular
4	G7100-547	2	Decal, Warning
5	G7100-538	1	Auger Fold Decal
6	G7100-168	1	Decal, Open (Hydraulic Flow Gate)
7	G7100-572	1	Decal, Warning
8	G7100-534	1	Decal, Warning

(TP1061)












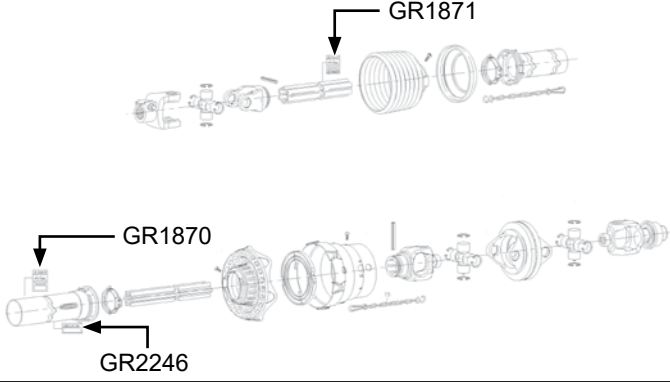





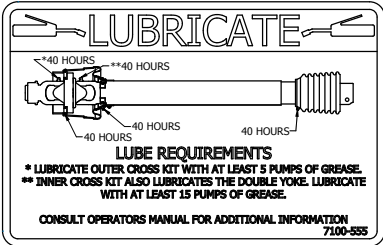
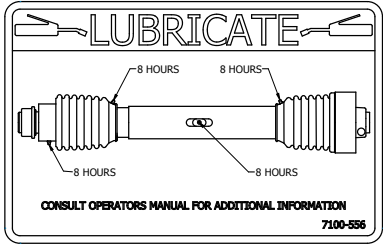
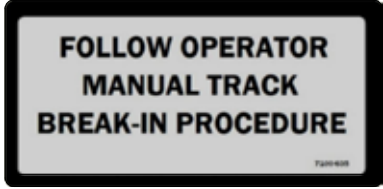
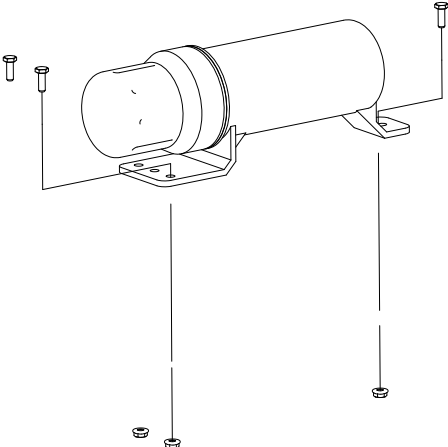
ITEM	PART NO.	QTY.	DESCRIPTION
1	GD32051	1	SMV Mount
2	GD26369	1	SMV Backer Plate
3	G7100-36	1	SMV Sign
4	G10621	2	Serrated Flange Nut, 1/4"-20
5	G10023	2	Hex Head Cap Screw, 1/4"-20 x 3/4"





ITEM	PART NO.	QTY.	DESCRIPTION
1	G7100-624	1	Kinze Greasing Decal, Tracks

<div style="border: 1px solid black; padding: 5px;"> <p style="text-align: center;"><b>NOTICE</b></p> <p>TARP MUST BE IN THE OPEN POSITION BEFORE UNLOADING OR LOADING.              KEEP TARP AT 40-60 LB (18-27 KG) TENSION TO PREVENT EXCESS WEAR.              DO NOT WALK OR STAND ON END CAPS TO PREVENT DAMAGE.              OPENTARP SYSTEM AND SECURE ROLL TUBE TO WAGON FOR SPEEDS OF 30 MPH (48 KPH) OR HIGHER TO PREVENT DAMAGE.</p> <p style="text-align: center;"><b>OPERATING INSTRUCTIONS</b></p> <table border="1" style="width: 100%; border-collapse: collapse;"> <tr> <td style="width: 25%; text-align: center; vertical-align: top;">                 1. CRANK TARP UP UNDER PLATE   </td> <td style="width: 25%; text-align: center; vertical-align: top;">                 2. BRING CRANK DOWN   </td> <td style="width: 25%; text-align: center; vertical-align: top;">                 3. LIFT 80-90 LBS. CRANK INTO RETAINER   </td> <td style="width: 25%; text-align: center; vertical-align: top;">                 TO ADJUST TENSION:                  1. ROLL TARP DOWN FROM LATCH PLATE.                  2. REMOVE CRANK FROM SHIRT.                  3. ROTATE CRANK ONE OR TWO TEETH AND REASSEBLE.             </td> </tr> </table> <p style="text-align: right; font-size: small;">7100-346</p> </div>	1. CRANK TARP UP UNDER PLATE 	2. BRING CRANK DOWN 	3. LIFT 80-90 LBS. CRANK INTO RETAINER 	TO ADJUST TENSION: 1. ROLL TARP DOWN FROM LATCH PLATE. 2. REMOVE CRANK FROM SHIRT. 3. ROTATE CRANK ONE OR TWO TEETH AND REASSEBLE.	<p>Part No.: G7100-346                  Description: Decal, Notice</p>
1. CRANK TARP UP UNDER PLATE 	2. BRING CRANK DOWN 	3. LIFT 80-90 LBS. CRANK INTO RETAINER 	TO ADJUST TENSION: 1. ROLL TARP DOWN FROM LATCH PLATE. 2. REMOVE CRANK FROM SHIRT. 3. ROTATE CRANK ONE OR TWO TEETH AND REASSEBLE.		
<div style="border: 1px solid black; padding: 5px; text-align: center;"> <h1 style="margin: 0;">Electronic Scale</h1> <p style="font-size: x-small; margin: 0;">7100-130</p> </div>	<p>Part No.: G7100-130                  Description: Decal, Electronic Scale</p>				
	<p>Part No.: GD1512                  Description: Cable Tie, 7½"</p> <p>Part No.: GD2117                  Description: Cable Tie, 14½"</p>				
	<p>Part No.: GR2127MPP                  Description: Blue Paint, Twelve Aerosol Cans</p>				
	<p>Part No.: GR1870                  Description: Outer Decal</p> <p>Part No.: GR1871                  Description: Inner Decal</p> <p>Part No.: GR2246                  Description: Lubrication Decal</p>				
	<p>Part No.: GM0276-01                  Description: Operator Manual, 851/1051</p> <p>Part No.: GM0276-02                  Description: Parts Manual, 851/1051</p> <p>Part No.: GPR1094                  Description: Binder (Contact Kinze Parts To Order)</p>				
<div style="border: 1px solid black; padding: 5px; text-align: center;"> <p style="margin: 0;">INFLATE TO 46 PSI</p> <p style="font-size: x-small; margin: 0;">7100-522</p> </div>	<p>Part No.: G7100-522                  Description: Decal, Tire Pressure                  Tire 900-65R32, CFO                  Tire 900-60R32, CFO</p>				

	<p>Part No.: GD10057-01 Description: Hose Identification Sleeve, Red AA</p> <p>Part No.: GD10057-02 Description: Hose Identification Sleeve, Red BB</p> <p>Part No.: GD10057-09 Description: Hose Identification Sleeve, White AA</p> <p>Part No.: GD10057-10 Description: Hose Identification Sleeve, White BB</p>
	<p>Part No.: G7100-550 Description: Decal, Sight Flow Gate</p>
	<p>Part No.: G7100-555 Description: Decal, Lubricate</p>
	<p>Part No.: G7100-556 Description: Decal, Lubricate</p>
	<p>Part No.: G7100-635 Description: Decal, Track Break-In</p>
	<p>Part No.: GA15422 Description: Operator's Manual Canister</p>
	<p>Part No.: G10991 Description: Hex Head Cap Screw, 5/16"-18 x 7/8"</p>
	<p>Part No.: G10109 Description: Lock Nut, 5/16"-18, Grade 8</p>

Part No.	Page	Part No.	Page	Part No.	Page	Part No.	Page
*A12002	P52	G10018	P50	G10111	P42	G10430	P50
*A12011	P52	G10018	P67	G10111	P48	G10450	P26
*A15057	P52	G10020	P8	G10112	P10	G10458	P8
*A15072-44	P52	G10023	P81	G10112	P62	G10460	P36
*A15203-256	P52	G10026	P28	G10112	P63	G10460	P40
*A24473	P55	G10027	P62	G10112001	P75	G10465	P24
*A24474	P54	G10028	P63	G10133	P62	G10479301	P75
*A26166	P53	G10031	P34	G10157	P9	G10479401	P75
*A26939-238	P52	G10035	P24	G10163	P70	G10479601	P75
*A7675-233	P52	G10037	P8	G10210	P9	G10480101	P75
*A7676-224	P52	G10038	P26	G10216	P30	G10488101	P62
*D12055	P55	G10038	P40	G10219	P24	G10488101	P63
*D12092	P54	G10038	P40	G10228	P34	G10522	P62
*D12206	P55	G10039	P30	G10228	P36	G10574	P40
*D12212	P55	G10039	P35	G10229	P50	G10599	P32
*D12213	P55	G10039	P66	G10229	P52	G10599	P34
*D12233	P53	G10043	P11	G10231	P28	G10599	P38
*D12235	P53	G10047	P9	G10233	P30	G10599	P42
*D12236	P53	G10047	P48	G10233	P32	G10599	P59
*D12240	P54	G10048	P40	G10234	P28	G10610	P48
*D12246	P54	G10063	P52	G10256801	P46	G10620	P50
*D12247	P54	G10064	P59	G10263801	P46	G10620	P67
*D12255	P54	G10064	P60	G10263801	P46	G10621	P8
*D12256	P53	G10068	P28	G10263901	P46	G10621	P81
*D21469	P54	G10071	P8	G10267701	P26	G10622	P8
*D23422	P54	G10071	P40	G10292301	P48	G10622	P50
*D23424	P55	G10071	P42	G10292401	P48	G10625	P11
*D27237	P54	G10071	P50	G10292501	P48	G10636	P35
*D29692	P53	G10071	P66	G10301	P30	G10641	P16
*D30247	P54	G10101	P50	G10301	P38	G10641	P16
*D30399	P55	G10107	P9	G10305	P8	G10641	P16
A22512	P55	G10107	P26	G10305	P24	G10643	P8
A24158	P54	G10107	P28	G10305	P30	G10643	P8
A8775	P53	G10108	P9	G10305	P38	G10643	P8
G10001	P38	G10108	P48	G10305	P42	G10648	P10
G10001	P50	G10108	P53	G10305	P44	G10648	P62
G10001	P58	G10108	P55	G10305	P48	G10648	P63
G10002	P34	G10108	P59	G10305	P60	G10671	P9
G10002	P50	G10108	P66	G10305	P70	G10676	P66
G10004	P34	G10109	P24	G10308	P8	G10676	P67
G10004	P50	G10109	P34	G10308	P40	G10687	P59
G10004	P52	G10109	P84	G10325	P24	G10779	P54
G10005	P28	G10110	P59	G10331	P62	G10784301	P28
G10006	P26	G10110	P60	G10336	P28	G10784601	P32
G10006	P40	G10111	P8	G10395	P62	G10785301	P32
G10007	P9	G10111	P24	G10396	P10	G10785401	P32
G10014	P36	G10111	P26	G10396	P12	G10787601	P32
G10014	P50	G10111	P30	G10396	P62	G10808	P12
G10017	P34	G10111	P35	G10396	P62	G10834401	P62
G10017	P38	G10111	P38	G10396	P63	G10834401	P63
G10017	P40	G10111	P40	G10400	P10	G10892201	P46
G10017	P42	G10111	P40	G10415	P40	G10901	P8

Part No.	Page	Part No.	Page	Part No.	Page	Part No.	Page
G10901	P58	G11391	P26	G6801-06-08	P32	GA10013	P73
G10901	P59	G11391	P38	G6801-06-08	P52	GA11509	P11
G10901	P60	G11392	P24	G6801-06-08	P56	GA12403	P72
G10902	P24	G11392	P62	G7100-110	P76	GA13344	P48
G10939	P53	G11392	P63	G7100-110	P80	GA13345	P48
G10939	P55	G11394	P36	G7100-130	P83	GA14379	P8
G10966	P62	G11394	P62	G7100-168	P80	GA14568	P8
G10985	P42	G11396	P40	G7100-277	P78	GA15291	P70
G10985	P48	G11411	P66	G7100-346	P83	GA15422	P84
G10985	P50	G11415	P40	G7100-36	P81	GA15469	P59
G10991	P84	G11484	P50	G7100-382	P78	GA15469	P60
G10999401	P48	G11490	P5	G7100-387	P78	GA15470	P59
G11058	P9	G11510	P38	G7100-393	P78	GA15470	P60
G11091	P8	G11531	P26	G7100-445	P78	GA15471	P59
G11091	P24	G11559	P28	G7100-446	P78	GA15471	P60
G11091	P24	G11646	P24	G7100-449	P76	GA15472	P28
G11091	P30	G11685	P38	G7100-451	P78	GA15472	P44
G11091	P32	G11721	P40	G7100-451	P79	GA16346	P58
G11091	P34	G11721	P42	G7100-452	P76	GA16346	P70
G11091	P40	G11723	P48	G7100-454	P79	GA16460	P50
G11091	P42	G11724	P48	G7100-455	P78	GA16839	P70
G11091	P44	G11846	P40	G7100-463	P80	GA18487	P35
G11091	P48	G11874	P9	G7100-484	P78	GA18517	P35
G11091	P50	G11901	P8	G7100-522	P83	GA18725	P58
G11091	P52	G12039	P14	G7100-528	P78	GA18725	P70
G11091	P70	G12040	P16	G7100-530	P75	GA18777	P62
G11099	P54	G12040	P17	G7100-531	P75	GA18816	P50
G11162	P8	G12202-16	P21	G7100-532	P75	GA20249	P62
G11174	P35	G12202-16	P22	G7100-534	P80	GA20697	P56
G11182	P62	G12203	P17	G7100-535	P75	GA21166	P30
G11196	P11	G12204	P17	G7100-538	P80	GA21166	P32
G11204	P8	G12205-50	P16	G7100-546	P78	GA21166	P53
G11229	P48	G12205-50	P17	G7100-547	P78	GA21313	P48
G11229	P62	G12206-60	P16	G7100-547	P80	GA22401	P30
G11387	P8	G12207-30	P14	G7100-550	P84	GA22401	P32
G11387	P34	G12207-30	P16	G7100-555	P84	GA22460	P5
G11387	P38	G12208-40	P14	G7100-556	P84	GA22461	P8
G11387	P48	G12209-50	P16	G7100-557	P79	GA22471	P10
G11387	P50	G12210-60	P14	G7100-558	P78	GA22474	P36
G11387	P52	G12211-70	P14	G7100-558	P80	GA22475	P26
G11387	P58	G12221	P20	G7100-559	P79	GA22476	P40
G11387	P59	G1K744	P67	G7100-572	P80	GA22477	P36
G11387	P60	G2700-06-06	P40	G7100-624	P82	GA22481	P35
G11389	P8	G306-06	P40	G7100-635	P84	GA22486	P42
G11389	P24	G3324-01	P9	G7383X	P73	GA22487	P42
G11389	P35	G6400-06	P52	G8367X	P72	GA22488	P42
G11389	P38	G6400-06-08	P52	G9940X	P9	GA22490	P44
G11389	P42	G6400-06-08	P56	GA0449	P28	GA22491	P44
G11389	P44	G6408-06	P55	GA0531	P11	GA22492	P44
G11389	P50	G6408-08	P53	GA0532	P11	GA22493	P44
G11389	P66	G6408-08	P54	GA10011	P73	GA22497	P42
G11391	P9	G6801-06-08	P30	GA10012	P73	GA22498	P42

Part No.	Page	Part No.	Page	Part No.	Page	Part No.	Page
GA22499	P38	GA23976	P3	GA6128	P46	GD26449	P66
GA22503	P42	GA23977	P3	GA6128	P46	GD26449	P72
GA22504	P44	GA23988	P58	GA6772	P72	GD26450	P72
GA22511	P36	GA24136	P28	GA9300	P40	GD26451	P66
GA22511	P55	GA24138	P40	GB0382	P11	GD26451	P72
GA22623	P42	GA24141	P40	GD10057-01	P84	GD26892	P35
GA22624	P42	GA24142	P28	GD10057-02	P84	GD27095	P50
GA22625	P42	GA24156	P40	GD10057-09	P84	GD27233	P53
GA22626	P44	GA24156	P54	GD10057-10	P84	GD27234	P55
GA22627	P44	GA24160	P40	GD10538-25	P24	GD29033	P40
GA22628	P44	GA24161	P40	GD11089	P58	GD29104-11	P40
GA22630	P44	GA24232	P40	GD11950	P53	GD29292	P10
GA22636	P59	GA24237	P10	GD11950	P55	GD29312	P35
GA22642	P42	GA24269	P34	GD12101	P53	GD29689	P53
GA22703	P48	GA24270	P26	GD12103	P55	GD2971-28	P24
GA22704	P48	GA24286	P8	GD12252	P55	GD30439	P53
GA22705	P48	GA24397	P44	GD12510	P53	GD31526	P48
GA22706	P48	GA24401	P40	GD13348	P58	GD31609	P38
GA22707	P48	GA24566	P35	GD13499	P56	GD31611	P55
GA22708	P48	GA24606	P62	GD13778	P28	GD31816	P40
GA22743	P48	GA24625	P42	GD14416	P73	GD31819	P54
GA22744	P48	GA24636	P42	GD1512	P83	GD31834-03	P26
GA22746	P48	GA24763	P46	GD16565	P11	GD31834-04	P26
GA22799	P8	GA24764	P46	GD16709	P11	GD31893	P46
GA22860	P30	GA24765	P46	GD16710	P11	GD31949	P36
GA22877	P58	GA24936	P16	GD16712	P46	GD32013	P38
GA22878	P58	GA24938	P14	GD17161	P52	GD32014	P38
GA22901	P40	GA24939	P16	GD18974	P48	GD32041	P54
GA22970	P42	GA24939	P22	GD18975	P48	GD32043	P54
GA23011	P70	GA24940	P16	GD18976	P48	GD32047	P55
GA23013	P34	GA24940	P20	GD18978	P48	GD32048	P55
GA23016	P24	GA24941	P20	GD18980	P48	GD32049	P60
GA23017	P24	GA24942	P16	GD18987	P48	GD32050	P60
GA23018	P24	GA24942	P21	GD18990	P48	GD32051	P81
GA23019	P24	GA24943	P21	GD19068	P48	GD32137	P59
GA23020	P24	GA24943	P22	GD20596	P48	GD32149	P38
GA23023	P24	GA24944	P17	GD2117	P83	GD32153	P28
GA23041	P8	GA25054	P21	GD22536	P11	GD32154	P35
GA23041	P8	GA25054	P22	GD22832	P70	GD32278	P30
GA23041	P8	GA25269	P50	GD22834	P70	GD32350-02	P36
GA23099	P67	GA25270	P50	GD22858	P70	GD32354	P48
GA23100	P58	GA25344	P10	GD22965	P67	GD32355	P48
GA23100	P70	GA26924-01	P52	GD23537	P3	GD32356	P48
GA23101	P58	GA26924-02	P52	GD23856	P50	GD32358	P48
GA23101	P70	GA26924-03	P52	GD24094	P50	GD32359	P48
GA23108	P8	GA26924-04	P52	GD25033	P34	GD32366	P38
GA23110	P8	GA26924-07	P52	GD25034	P34	GD32367	P38
GA23912	P72	GA26924-08	P52	GD25419	P35	GD32372	P42
GA23913	P72	GA4683	P72	GD26369	P81	GD32373	P42
GA23916	P72	GA4995	P8	GD26447	P72	GD32374	P42
GA23948	P48	GA6128	P46	GD26448	P66	GD32375	P42
GA23975	P72	GA6128	P46	GD26448	P72	GD32376	P42

Part No.	Page	Part No.	Page	Part No.	Page	Part No.	Page
GD32377	P42	GD34093	P63	GD34878	P16	GR1037	P53
GD32378	P42	GD34094	P24	GD34879	P14	GR1067	P73
GD32379	P42	GD34136	P30	GD34880	P16	GR1068	P73
GD32380	P38	GD34137	P30	GD34882	P16	GR1069	P73
GD32381	P38	GD34137	P32	GD34883	P20	GR1170	P73
GD32387	P40	GD34144	P8	GD34884	P14	GR1171	P73
GD32387	P42	GD34145	P8	GD34885	P14	GR1211	P2
GD32392	P63	GD34401	P30	GD34886	P14	GR1212	P2
GD32432	P8	GD3457-09	P28	GD34887	P14	GR1215	P2
GD32450	P63	GD34621	P46	GD34888	P14	GR1215	P3
GD32451	P63	GD34621	P46	GD34889	P17	GR1217	P3
GD32453	P63	GD34835	P20	GD34890	P20	GR1220	P2
GD32482	P30	GD34836	P14	GD34890	P21	GR1220	P3
GD32483	P30	GD34837	P20	GD34890	P22	GR1222	P2
GD32494	P40	GD34837	P21	GD34891	P16	GR1246	P2
GD32521	P42	GD34837	P22	GD34891	P17	GR1246	P3
GD32658	P52	GD34838	P14	GD34892	P17	GR1430	P2
GD32663	P52	GD34839	P14	GD34893	P18	GR1431	P62
GD32768	P44	GD34840	P14	GD34943	P21	GR1431	P73
GD32773	P42	GD34842	P21	GD34943	P22	GR1491	P73
GD32914	P40	GD34842	P22	GD34944	P21	GR1492	P73
GD32934	P48	GD34843	P16	GD34944	P22	GR1640	P2
GD32935	P50	GD34844	P22	GD34945	P18	GR1642	P2
GD32936	P48	GD34845	P21	GD34946	P18	GR1644	P2
GD32937	P50	GD34846	P16	GD34947	P18	GR1645	P2
GD32938	P48	GD34847	P16	GD34948	P18	GR1648	P2
GD32960	P24	GD34849	P16	GD35090	P20	GR1649	P2
GD32971	P24	GD34850	P16	GD35090	P21	GR1661	P2
GD32980	P50	GD34851	P16	GD35090	P22	GR1669	P2
GD32981	P24	GD34852	P21	GD35091	P16	GR1670	P2
GD32982	P24	GD34852	P22	GD35092	P14	GR1672	P2
GD33055	P59	GD34853	P16	GD35128	P9	GR1681	P11
GD33059	P36	GD34854	P16	GD35129	P9	GR1693	P2
GD33112	P70	GD34855	P16	GD35201	P9	GR1694	P2
GD33119	P44	GD34856	P14	GD35310	P17	GR1695	P2
GD33123	P72	GD34857	P14	GD36717	P20	GR1699	P2
GD33124	P67	GD34858	P14	GD36718	P20	GR1700	P2
GD33125	P67	GD34859	P14	GD36719	P20	GR1701	P2
GD33126	P67	GD34861	P16	GD36976	P8	GR1704	P2
GD33552	P54	GD34862	P16	GD5625	P8	GR1762	P72
GD33691-01	P26	GD34863	P16	GD6291	P66	GR1788	P2
GD33691-02	P26	GD34864	P14	GD6291	P67	GR1789	P2
GD33691-03	P26	GD34865	P14	GD6433	P28	GR1791	P2
GD33691-04	P26	GD34866	P21	GD8893-07	P9	GR1792	P2
GD33691-05	P26	GD34866	P22	GD9592	P28	GR1793	P2
GD33705	P8	GD34867	P16	GM0276-01	P83	GR1794	P2
GD33706	P8	GD34868	P16	GM0276-02	P83	GR1870	P83
GD33707	P8	GD34869	P14	GPR1094	P83	GR1871	P83
GD33747	P62	GD34870	P16	GR0191	P11	GR2012	P3
GD33762	P8	GD34871	P20	GR0193	P30	GR2013	P3
GD33763	P8	GD34872	P16	GR0193	P32	GR2014	P3
GD33981	P34	GD34873	P14	GR0367	P30	GR2015	P3
GD34093	P62	GD34874	P16	GR0367	P32	GR2016	P3

Part No.	Page	Part No.	Page	Part No.	Page	Part No.	Page
GR2017	P3						
GR2045	P2						
GR2045	P3						
GR2050	P2						
GR2050	P3						
GR2096	P5						
GR2097	P5						
GR2111	P3						
GR2127MPP	P83						
GR2152	P8						
GR2153	P8						
GR2229	P53						
GR2242	P3						
GR2243	P3						
GR2244	P3						
GR2245	P3						
GR2246	P83						
GR2248	P5						
GR2249	P54						
GR2250	P55						
GR2269	P2						
GR2270	P2						
GR2271	P2						
GR2272	P2						
GR2272	P3						
GR2276	P14						
GR2277	P14						
GR2278	P20						
GR2278	P20						