

MODEL 5900 FRONT-FOLD PLANTER PARTS MANUAL

M0321-02

Rev. 7/24

This manual applies to: Model: 5900 Front Folding Planters
2024 Production and On

Record the model number and serial number of your planter along with date purchased:

Serial Number _____

Date Purchased _____

Information in this manual was current at time of printing. However, due to Kinze's ongoing product improvement, production changes may cause your machine to appear slightly different in detail. Kinze Manufacturing, Inc. reserves the right to change specifications or design without notice and without incurring obligation to install the same on machines previously manufactured.

Right hand (R.H.) and left hand (L.H.), as used throughout this manual, are determined by facing in the direction the machine will travel when in use, unless otherwise stated.

ROW UNIT

True Rate Row Unit P1
 True Speed Row Unit P2
 Base Row Unit Assembly P3
 Gauge Wheel Arm Assembly P7
 Spoked Gauge Wheel Assembly P8
 True Rate Hopper Assembly P9
 True Speed Hopper Assembly P10
 True Rate Seed Meter P11
 True Rate Meter Cover Assembly P13
 True Speed Seed Delivery System W/Driver P14
 True Speed Seed Delivery System Assembly P15
 True Speed Seed Meter P19
 True Speed Meter Housing P21
 True Speed Meter Cover P23
 Pneumatic Down Pressure System P25
 Pneumatic Down Pressure Row Unit Assembly P27
 True Depth Hydraulic Down Force P28
 True Depth Hydraulic Down Force Valve Block
 and Mounts, 12 Row P29
 True Depth Hydraulic Down Force Valve Blocks and Mounts,
 16 Row and 24 Row P31
 Air Adjust Closing Wheel System,
 12 Row and 16 Row P33
 Air Adjust Closing Wheel System, 24 Row P35
 Air Valve Assembly P36
 Air Pressure Regulator Assembly P37
 Airline Fittings and Hoses P37
 Air Adjust Closing Wheel Arm Assembly P38
 Manual Adjust Closing Wheel Arm P39
 12V Electric Compressor P41
 Air Tank Assembly P43
 Rubber Closing Wheels P44
 Spiked Closing Wheels P45
 Row Unit Mounted No Till Coulter P46
 Coulter Mounted Residue Wheel W/Treader P47
 Yetter Residue Row Cleaner, No Till P49
 Yetter Residue Row Cleaner, Wide and Narrow P51
 Granular Chemical Rear Banding Options P53
 Granular Chemical Hopper P54
 Granular Chemical Meter Assembly P55
 Row Unit Hoppers P57
 Mini Hopper Extension P58

VACUUM SYSTEM

Vacuum Fan Assembly P60
 Vacuum Manifold, 12 Row P61

Vacuum Manifold, 16 Row P63
 Vacuum Manifold, 24 Row P65
 Vacuum Hoses, 12 Row P67
 Vacuum Hoses, 16 Row P67
 Vacuum Hoses, 24 Row P68
 PTO System P69

BULK FILL SYSTEM

Bulk Fill Fan Assembly P71
 Bulk Fill System, 12 Row and 16 Row P73
 Bulk Fill Hose Supports, 12 Row P75
 Bulk Fill Hose Supports, 16 Row P76
 Bulk Fill System, 24 Row P77
 Bulk Fill Pressure Gauge P80
 Bulk Fill Tank Mounts P81
 Tank and Entrainer Mounts P83
 Bulk Fill Tank Assembly P85
 Bulk Fill Distribution Hoses, 12 Row P87
 Bulk Fill Distribution Hoses, 16 Row P88
 Bulk Fill Distribution Hoses, 24 Row P89
 Entrainer Assembly P91
 Bulk Fill Scale Package P93
 Bulk Fill Catwalk P95
 Bulk Fill Fan Switch P97

BASE MACHINE

Safety Chain P98
 Drawbar Hitch P99
 Drawbar Hitch Assembly, 12 Row and 16 Row P101
 Drawbar Hitch Assembly, 24 Row P103
 2-Point Hitch P105
 2-Point Hitch Assembly P106
 Frame, 12 Row P107
 Frame, 16 Row P113
 Frame, 24 Row P119
 Rail Assembly, 16 Row P125
 Module Mounts and Hardware P126
 Hitch and H-Frame Assembly, 12 and 16 Row P127
 Hitch and H-Frame Assembly, 24 Row P129
 Hitch P131
 H-Frame Sub-Assembly, 12 Row P133
 H-Frame Sub-Assembly, 16 Row P134
 H-Frame Sub-Assembly, 24 Row P135
 Jump Start Assembly P137
 Wing Assembly, 12 Row and 16 Row P139
 Wing Assembly, 24 Row P141
 Hose Trays P143

Row Marker Assembly, 12 Row	P144
Row Marker Assembly, 16 Row	P147
Row Marker Assembly, 24 Row	P150
Row Marker Mounting Hardware, Fittings, and Hoses	P153
Second Stage Marker Assembly	P155
Marker Hub Assembly	P156
Row Marker Spindle/Hub/Blade	P157
H-Frame Tire and Hub Assembly, 12 Row	P159
H-Frame Wheel and Hub Assembly / Wing Wheel and Hub Assembly	P160
Wing Wheel and Hub Assembly, 12 Row and 16 Row	P161
Hub Assembly, 24 Row	P162
Mud Scraper Assembly	P163
Yetter Residue Controls Manager	P164
Yetter Hydraulic Air Compressor Mounting Brackets, 12 Row and 16 Row	P165
Yetter Hydraulic Air Compressor Mounting Brackets, 24 Row	P166
Yetter Hydraulic Air Compressor Assembly	P167
Residue Manager Controls Box Assembly	P169
Water Separator Controls Assembly	P170

HYDRAULICS

Hydraulic Schematic, 12 Row	P171
Hydraulic Schematic, 16 Row	P175
Hydraulic Schematic, 24 Row	P179
Options Schematic, 12 Row	P183
Options Schematic, 16 Row	P187
Options Schematic, 24 Row	P191
Row Marker Cylinder, 12 Row	P195
Row Marker Cylinder, 16 Row and 24 Row	P196
Drawbar Hitch Cylinder, 12 Row and 16 Row	P197
Drawbar Hitch Cylinder, 24 Row	P198
Fold Cylinder, 12 Row and 16 Row	P199
Fold Cylinder, 24 Row	P201
Wing Cylinder, 12 Row	P203
Wing Cylinder, 16 Row	P204
Wing Cylinder, 24 Row	P205
Master Cylinder (Outer), 12 Row	P206
Master Cylinder (Center), 12 Row	P207
Master Cylinder (Outer), 16 Row	P208
Master Cylinder (Center), 16 Row	P209
Master Cylinder (Outer), 24 Row	P211
Hydraulic Down Force Cylinder	P212
Master Cylinder (Center), 24 Row	P213
Implement Switch Assembly	P215
Wing Down Pressure Cylinder	P216
Power Pack Assembly	P217

PTO Pump Reservoir Assembly	P221
PTO Reservoir Block Assembly	P223
PTO Pump	P225
Interlock Valve	P226
Main Lift Flow Divider	P227
Row Marker/Transport Valve Block Assembly, 12 Row and 16 Row	P228
Row Marker/Transport Valve Block Assembly, 24 Row	P229
Lift Valve Block Assembly, 12 Row and 16 Row	P230
Lift Valve Block Assembly, 24 Row	P231
Power Pack Hydraulic Motor Valve Block	P232
Wing Cylinder Manifold Block Assembly	P232
PTO Lower Reservoir Block Assembly	P233
Master Cylinder Manifold Assembly	P234
Wing Down Force Block	P235
Vacuum Fan Control Manifold Block Assembly	P237
Hydraulic Valve Block on H-Frame	P238
Row Unit Control Block, Pull Row Units	P239
True Depth Valve Block	P240
Bulk Fill Fan Control Block	P241
Drawbar Hitch Valve Block	P242
Junction Hydraulic Block Assembly	P243

ELECTRONICS

Electrical Blue Vantage Control Package, 12 Row	P245
Electrical Blue Vantage Control Package, 16 Row	P249
Electrical Blue Vantage Control Package, 24 Row	P253
Light/Reflective Decal Brackets	P256
Auxiliary Work Lights	P257
GPS 7500 Receiver Package	P258
Ethernet Interconnect Schematic, 12 Row	P259
Ethernet Interconnect Schematic, 16 Row	P261
Ethernet Interconnect Schematic, 24 Row	P263
Interconnect Schematic, 12 Row	P265
Interconnect Schematic, 16 Row	P269
Interconnect Schematic, 24 Row	P273
Blue Vantage Display	P277
Camera	P279
BUS Box	P281
Yetter Residue Row Cleaner Electrical Schematic	P282

FERTILIZER

400 Gallon Fertilizer Tank System	P301
500 Gallon Fertilizer Tank System	P305
750 Gallon Fertilizer Tank System	P309
Diaphragm Pump, AR120	P315

Diaphragm Pump, AR160 P319

Diaphragm Pump Assembly, AR120 P317

Diaphragm Pump Assembly, AR160 P321

Fertilizer Electric Valve Assembly,
12 Row and 16 Row P333

Fertilizer Electric Valve Assembly, 24 Row P334

Fertilizer Electric Valve Assembly W/Aux,
12 Row and 16 Row P335

Fertilizer Electric Valve Assembly W/Aux, 24 Row P337

Fertilizer Flow Meter Assembly P330

Fertilizer Flow Meter Cover P331

Fertilizer Junction Assembly P327

Fertilizer Level Sight Assembly P328

Fertilizer Manifold P332

Fertilizer Manifold, 24 Row P313

Flow Meter Assembly, 12 Row and 16 Row P323

Flow Meter Assembly, 24 Row. P325

Front Hitch Plumbing, 12 Row. P341

Front Hitch Plumbing, 16 Row. P343

Front Hitch Plumbing, 24 Row. P345

Liquid Fertilizer System, 12 Row P283

Liquid Fertilizer System, 16 Row P287

Liquid Fertilizer System (500 Gallons), 24 Row. P291

Liquid Fertilizer System (750 Gallons), 24 Row. P295

Manifold Row Flow Assembly P329

Manifold Y Strainer Assemblies P340

Notched Single Disc Fertilizer Opener. P350

Notched Single Disc Fertilizer Opener
Mounting Hardware. P353

Orifice In-Line Housing Assembly P331

Pressure Regulator P339

Rear Trailer Hitch. P347

Rear Trailer Hitch Steps. P349

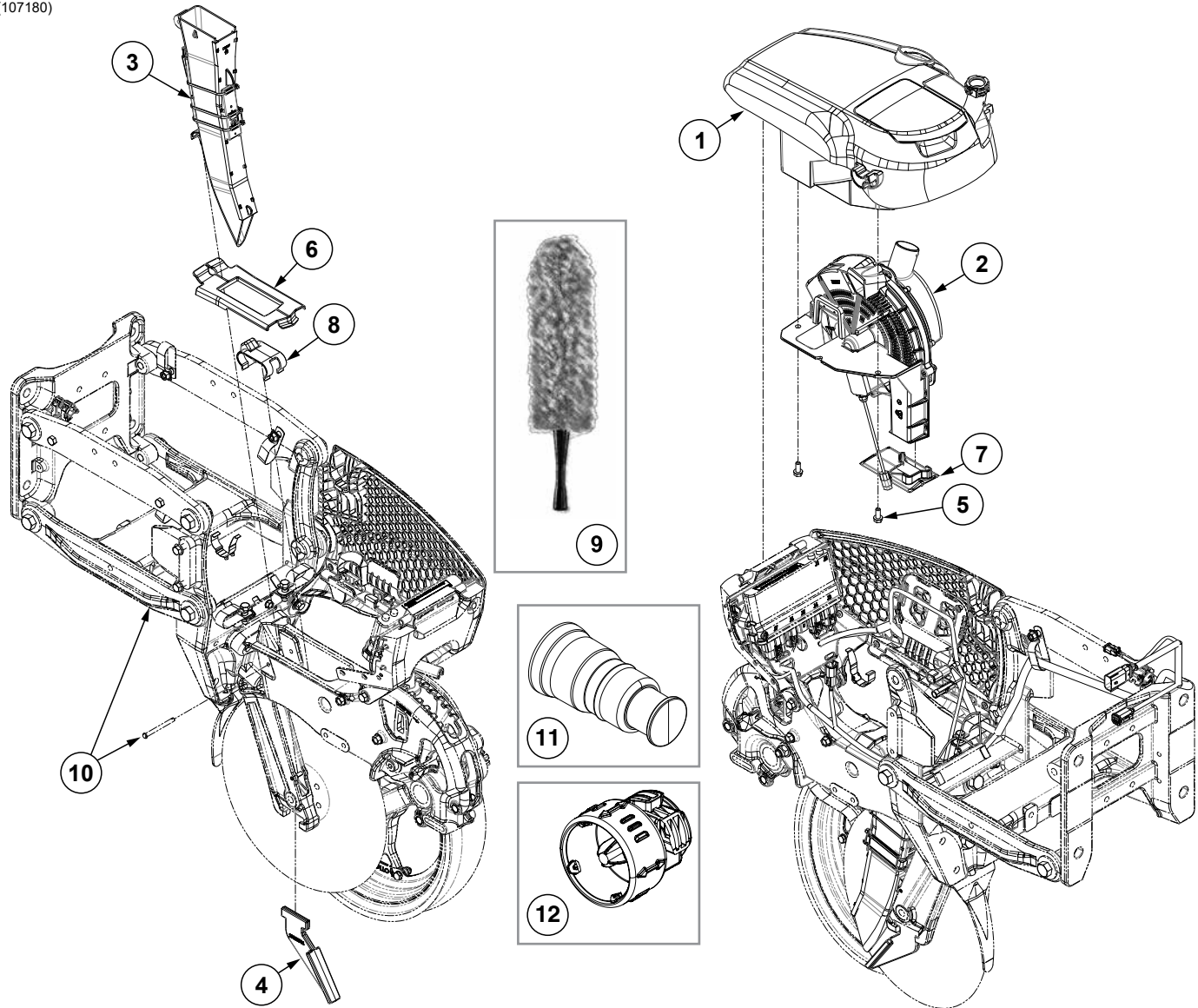
Tank Port Assemblies P299

DECALS, PAINT, AND MISCELLANEOUS P357

NUMERICAL INDEX P367

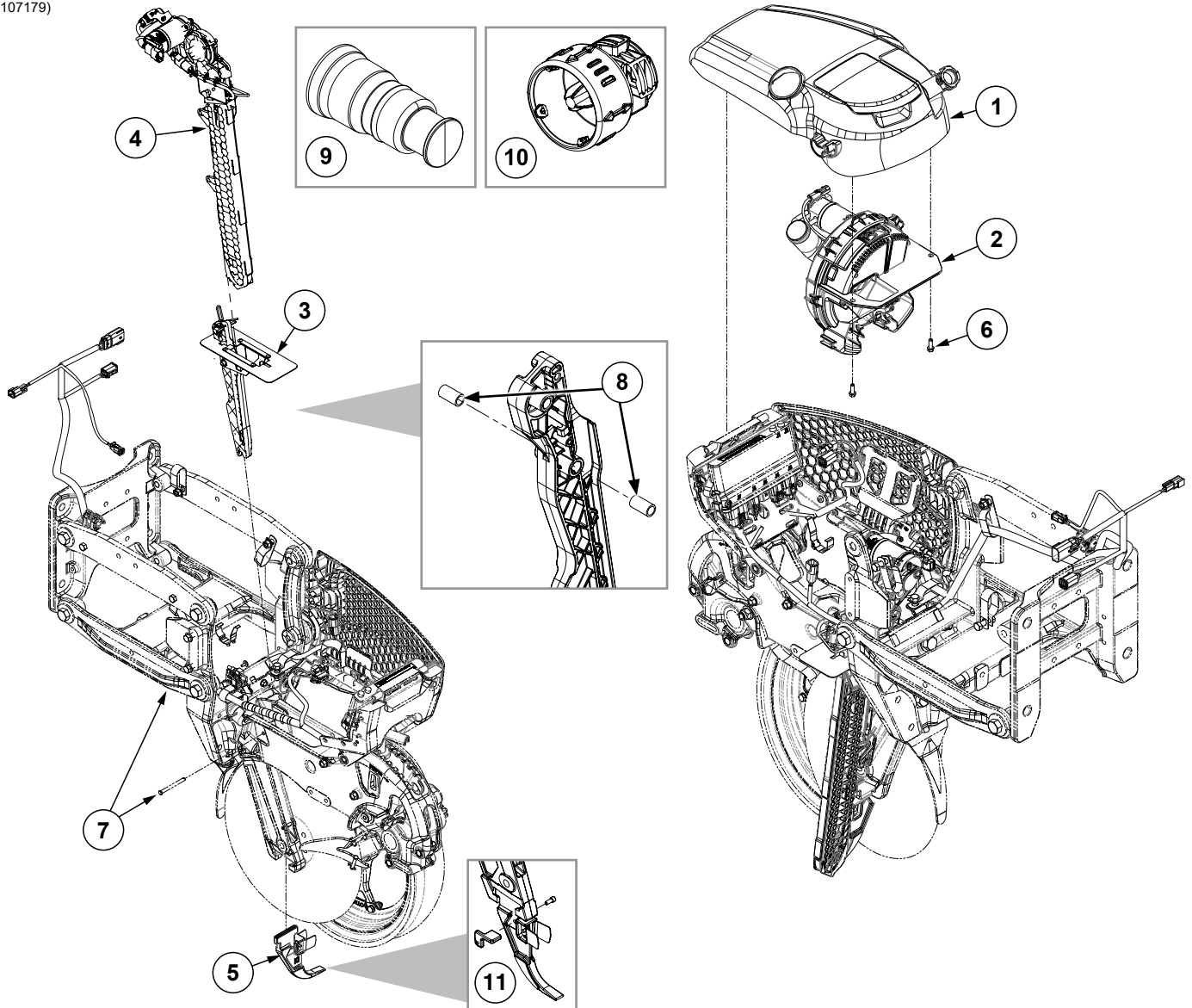
This page left blank intentionally.

(107180)



ITEM	PART NO.	QTY. (Per Row)	DESCRIPTION
1	---	1	See "True Rate Hopper Assembly" on page P9
2	---	1	See "True Rate Seed Meter" on page P11
3	GA26539 GA20901	1	Seed Tube Assembly Seed Tube, No Sensor (Included W/GA26539)
4	G10035901	1	Scraper, Standard
5	G10720201	2	Hex Non-Serrated Flange Tapping Screw, 5/16"-14 x 3/4"
6	G10952501	1	Shank Seed Tube Debris Cover
7	G10710601	1	True Rate Meter Debris Cover
8	G10963201	1	Seed Tube Guide
9	G10475701	1	Seed Tube Brush, Microfiber
10	---	---	See "Base Row Unit Assembly" on page P3
11	G10646601	---	Vacuum Hose Plug
12	G10701201	---	Bulk Fill Plug
A	700-01426		True Rate Base Row Unit, Includes Items 1-8 and 10

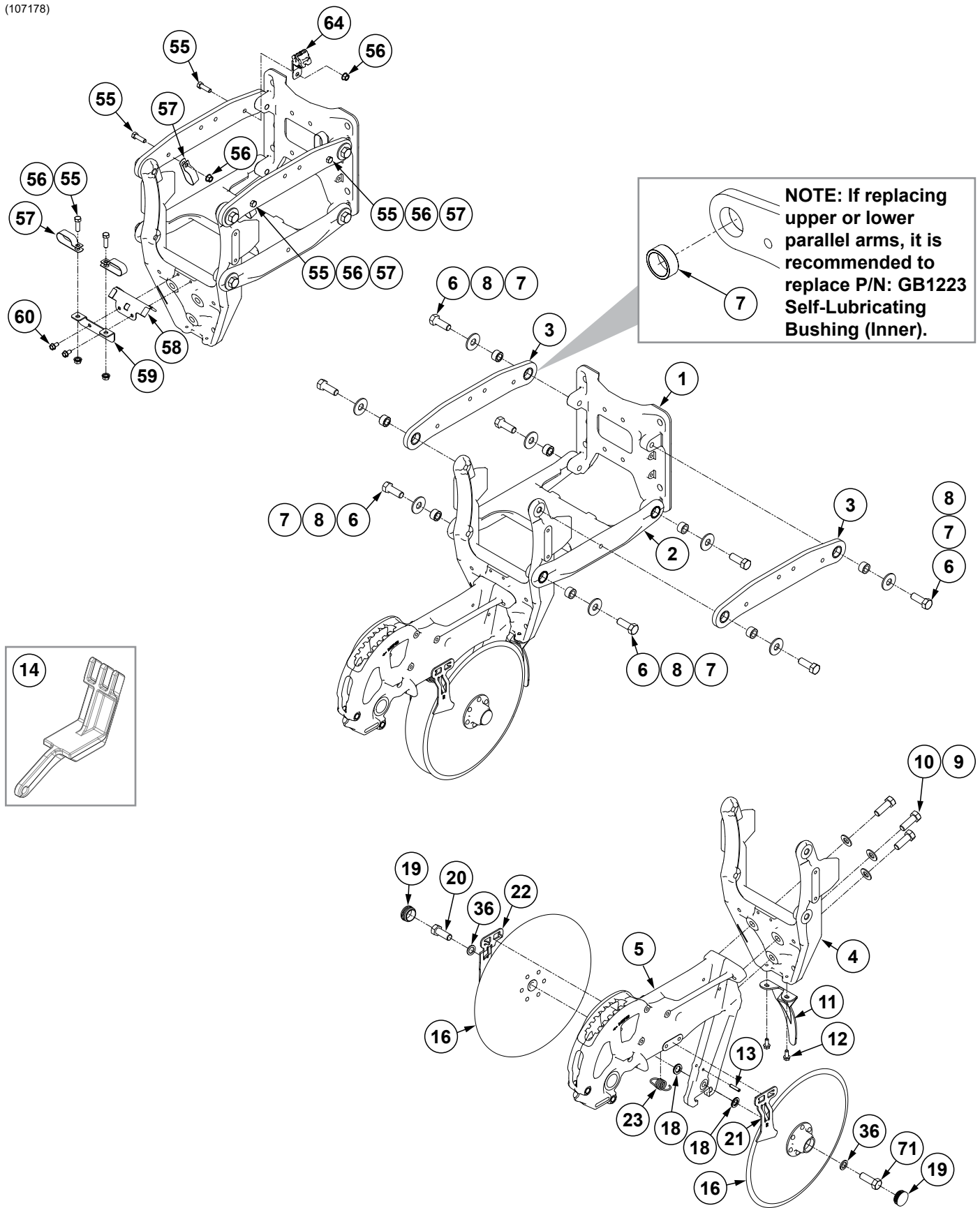
(107179)



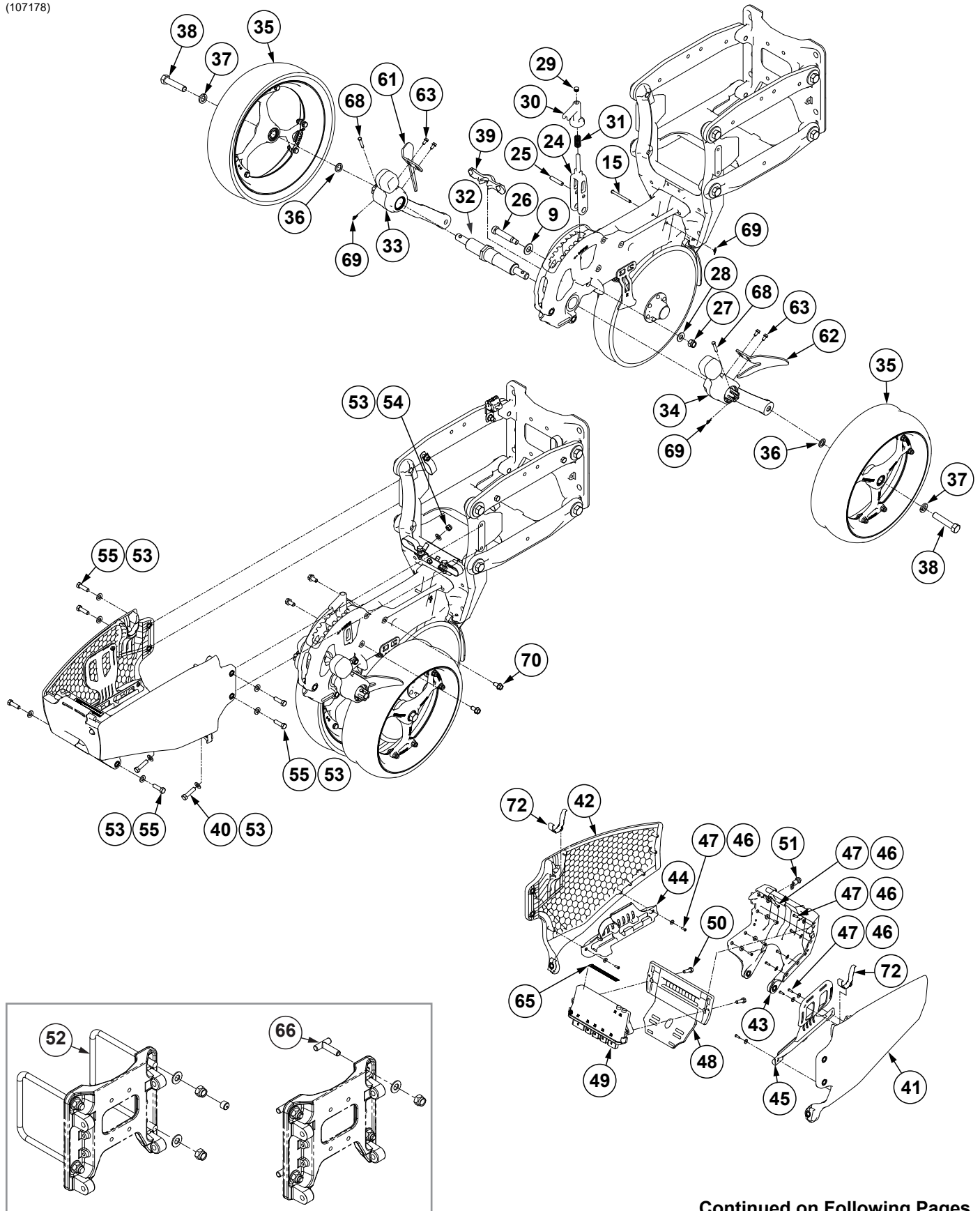
ITEM	PART NO.	QTY. (Per Row)	DESCRIPTION
1	---	1	See "True Speed Hopper Assembly" on page P10
2	---	1	See "True Speed Seed Meter" on page P19
3	GA27008 GD36951 G11996	1 - -	Seed Delivery Rail Seed Delivery Spring Slotted Spring Pin, 3/16" x 2 1/4"
4	GA27002	1	See "True Speed Seed Delivery System W/Driver" on page P14
5	G10418802 GD36963	1 -	Disc Opener Scraper Assembly Seed Delivery Guard (Included W/G10418802)
6	G10720301	2	Hex Non-Serrated Flange Tapping Screw, 1/4"-15 x 3/4"
7	---	---	See "Base Row Unit Assembly" on page P3
8	GD36952-02	2	Spacer
9	G10646601	---	Vacuum Hose Plug
10	G10701201	---	Bulk Fill Plug
11	G1K774	---	Row Unit Scraper Shim Kit; Includes (1) Hex Socket Head Cap Screw, (1) Scraper Shim, and (1) Instruction Sheet

A	700-01427		True Speed Base Row Unit, Includes Items 1-8
---	-----------	--	--

(107178)



(107178)

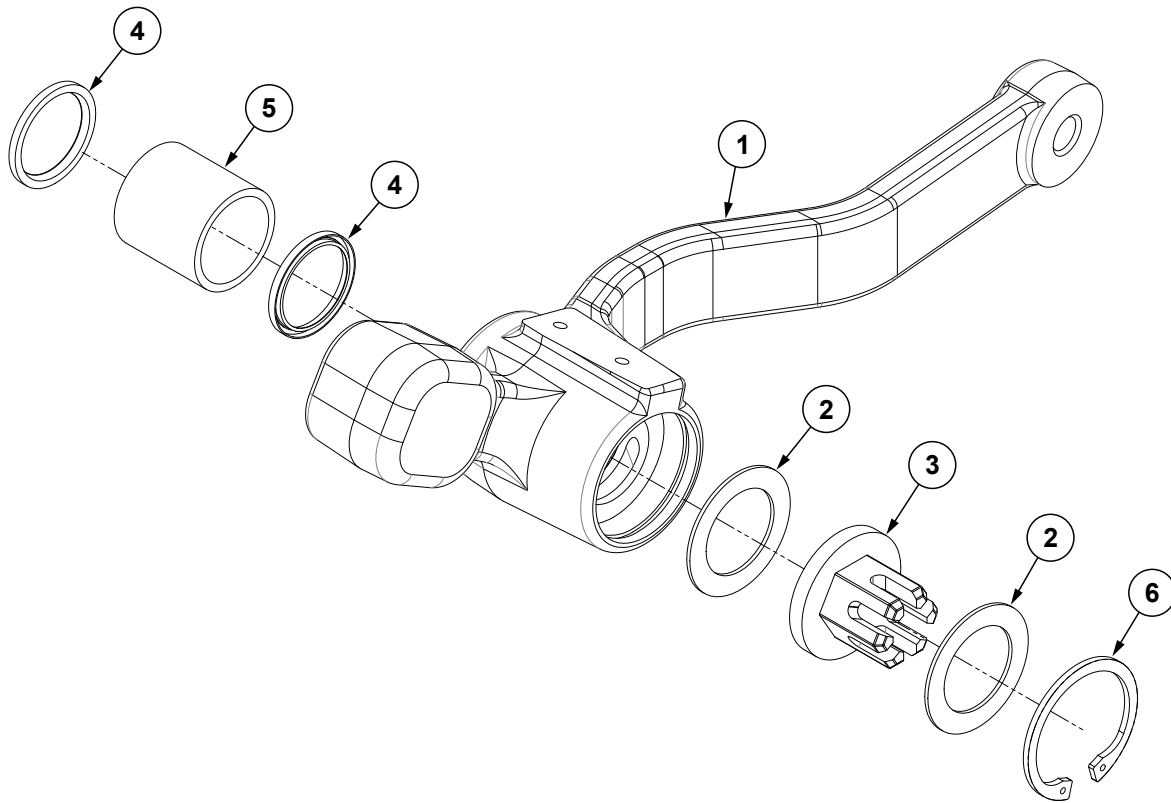


Continued on Following Pages.

ITEM	PART NO.	QTY. (Per Row)	DESCRIPTION
1	G10348601	1	Pull Unit Support
2	G10703601 GB1224	1 -	Lower Parallel Arm Assembly, Pull Row Unit (Included w/G10703601)
3	G10703501 GB1224	2 -	Upper Parallel Arm Assembly, Pull Row Unit (Included w/G10703601)
4	GD25071	1	Shank Yoke
5	G10659001 G10635001	1	Shank Bushing, .625" O.D. x .515" I.D. x .438" (Included W/G10659001)
6	G10141901	8	Hex Head Cap Screw, 5/8"-11 x 1 3/4", Grade 8
7	GB1223	8	Self-Lubricating Bushing
8	G11976	8	Flat Washer, 5/8" x 1 3/4"
9	G11391	4	Flat Washer, 5/8" SAE
10	G10005	3	Hex Head Cap Screw, 5/8"-11 x 1 3/4"
11	GD28390	1	Shield
12	G11539	2	Hex Socket Flange Cap Screw, 5/16"-18 x 3/4"
13	G11646	1	Slotted Spring Pin, 1/4" x 1 1/4"
14	G10885802	---	Row Unit Lock Up
15	G11465	1	Pin, 1/4" x 2 3/4"
16	G10018801 GA26920 GD11306 GD36860 GD36990	2 1 1 1 6	Disc and Bearing Assembly Bearing (Included W/G10018801) Disc Blade, 3.5 mm x 15" (Included W/G10018801) Bearing Housing (Included W/G10018801) Rivet, 1/4" x 9/16" (Included W/G10018801)
18	GD30725	8	Bushing
19	G10090401	2	Plastic Ribbed Hub Cap
20	G10915101	1	Hex Head Cap Screw, 5/8"-11 x 1 3/4", Grade 8 (L.H. Threads)
21	G10646401	1	R.H. Outer Scraper
22	G10646301	1	L.H. Outer Scraper
23	G10646501	1	Outer Disc Scraper Spring
24	G10335501	1	Depth Adjustment Lever
25	G10567901	1	Depth Adjust Pin
26	G10603601	1	Hex Socket Head Shoulder Screw, 5/8" x 2 1/2"
27	G10111	1	Lock Nut, 1/2"-13
28	G11389	1	Flat Washer, 1/2" Plated SAE
29	GD3612	1	Cap Plug
30	GB0266	1	Handle, Depth Adjustment
31	G10985901	1	Adjustment Handle Spring
32	G10957301	1	Gauge Wheel Spindle Shaft
33	---	1	See "Gauge Wheel Arm Assembly" on page P7
34	---	1	See "Gauge Wheel Arm Assembly" on page P7
35	G10322501	2	See "Spoked Gauge Wheel Assembly" on page P8
36	G10397801	4	Special Machine Bushing, 5/8" x 1" O.D.
37	G10230	2	Lock Washer, 5/8"
38	G10010	2	Hex Head Cap Screw, 5/8"-11 x 3"
39	GB0265	1	Pivot Link, Depth Adjustment
40	G10003	2	Hex Head Cap Screw, 5/8"-16 x 1 1/2"
41	G10917301	1	Left Side Panel, Pull Row Unit
42	G10917401	1	Right Side Panel, Pull Row Unit
43	G10917501	1	Back Hopper Support, Pull Row Unit
44	G10911701	1	R.H. Wire Tray
45	G10780701	1	L.H. Wire Tray

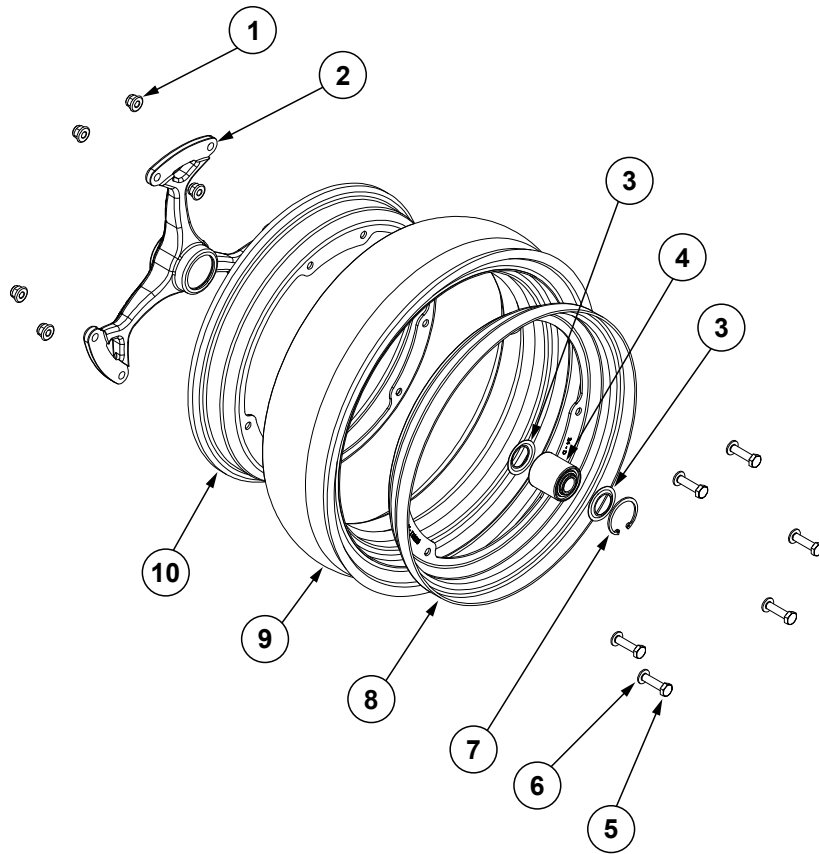
ITEM	PART NO.	QTY. (Per Row)	DESCRIPTION
46	G11961	13	Flat Washer, No. 8
47	G10972301	13	Torx Pan Head Tapping Screw, 8-18 x 1/2"
48	G10780801	1	IPN Mount
49	GA25949	1	IPN Module Assembly
50	G10019	2	Hex Head Cap Screw, 5/16"-18 x 1"
51	GA15485	1	Button
52	GD17039	-	U-Bolt, 7" x 7" x 5/8"-11
	G11391	-	Flat Washer, 5/8" SAE
	G10107	-	Lock Nut, 5/8"-11
	G10997801	-	Flexible Round Cap
53	G11387	10	Flat Washer, 3/8" SAE
54	G10108	2	Lock Nut, 3/8"-16
55	G10004	12	Hex Head Cap Screw, 3/8"-16 x 1 1/4"
56	G10622	6	Serrated Flange Nut, 3/8"-16
57	GD35449	5	Double Tube Clamp, 1"
58	G10720101	1	Wiring Guard
59	G10720001	1	Row Unit Wiring Hanger
60	G10986	2	Hex Non-Serrated Flange Cap Screw, 5/16"-18 x 5/8", Grade 5
61	G10538601	1	L.H. Gauge Wheel Scraper
62	G10538701	1	R.H. Gauge Wheel Scraper
63	G11356	4	Hex Socket Flange Cap Screw, 1/4"-20 x 1/2"
64	G10924201	1	Ratchet Clamp
65	---	1	See "Decals, Paint, and Miscellaneous" on page P357
66	GA17660	-	T-Bolt, 5/8"-11 x 1 1/2"
	G11391	-	Flat Washer, 5/8" SAE
	G10107	-	Lock Nut, 5/8"-11
67	---	---	---
68	G10846901	2	Clevis Pin, 1/4" x 1 3/16"
69	G10847001	3	Locking Cotter Pin, 7/8" x 1/4"
70	G11123	4	Hex Serrated Flange Cap Screw, 3/8"-16 x 3/4"
71	G10915001	1	Hex Head Cap Screw, 5/8"-11 x 1 1/4", Grade 8
72	G10925601	2	Side Panel Wear Strip

(107044)



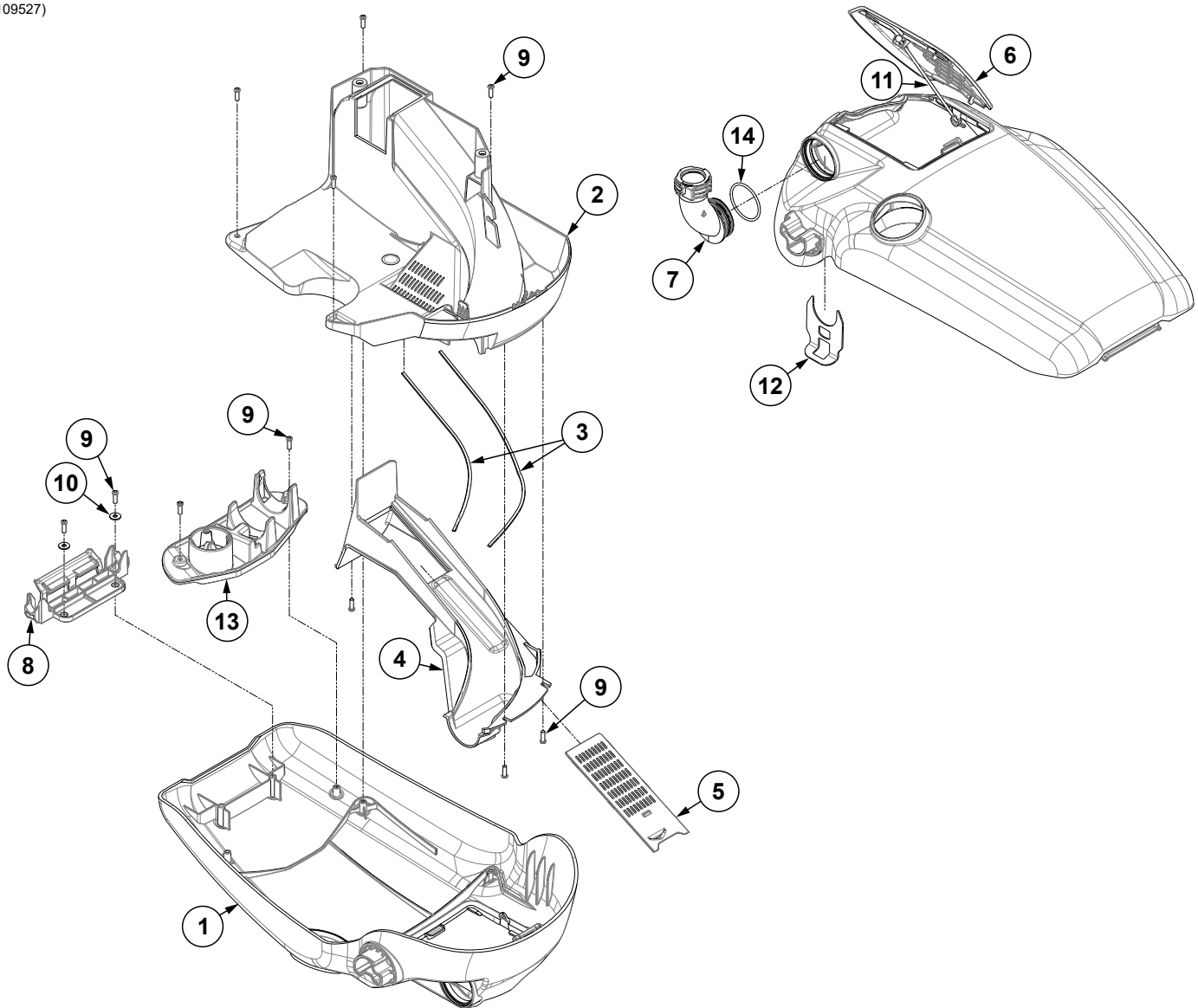
ITEM	PART NO.	QTY.	DESCRIPTION
1	G10901501	1	R.H. Gauge Wheel Arm
	G10901401	1	L.H. Gauge Wheel Arm
2	G10937901	2	Spacer
3	G10957401	1	Gauge Wheel Arm Adjustment Nut
4	G10815901	2	Gauge Wheel Arm Seal
5	G10463301	1	Bushing
6	G10538401	1	Internal Retaining Ring
A	G10704302	-	L.H. Gauge Wheel Arm Assembly, Items 1-6
	G10704402	-	R.H. Gauge Wheel Arm Assembly, Items 1-6

(103225)



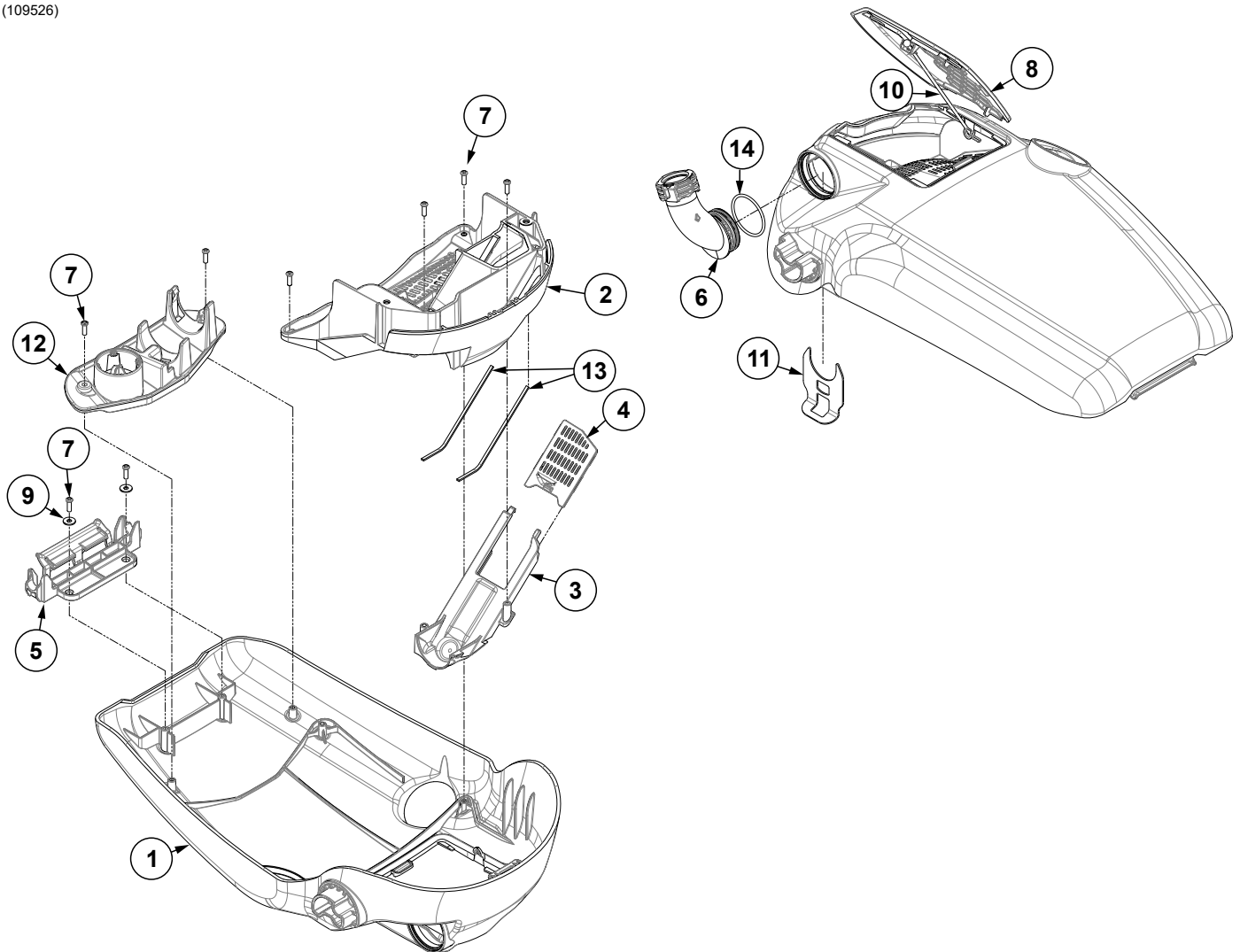
ITEM	PART NO.	QTY. (Per Row)	DESCRIPTION
1	G10335001	6	Flange Wheel
2	G10322501	1	Flange Hub
3	GD36713	2	Gauge Wheel Dust Shield
4	GA6171	1	Bearing
5	G10335101	6	Screw, M8 x 30/8.8
6	G11386	6	Flat Washer, 5/16" SAE
7	G10335201	1	Elastic Ring
8	G10334801	1	Flange Wheel
9	G10028601	1	Tire, 4 1/2" x 16
10	G10334901	1	Flange Wheel
A	G10322501	-	Spoke Gauge Wheel Assembly (Items 1-10)

(109527)



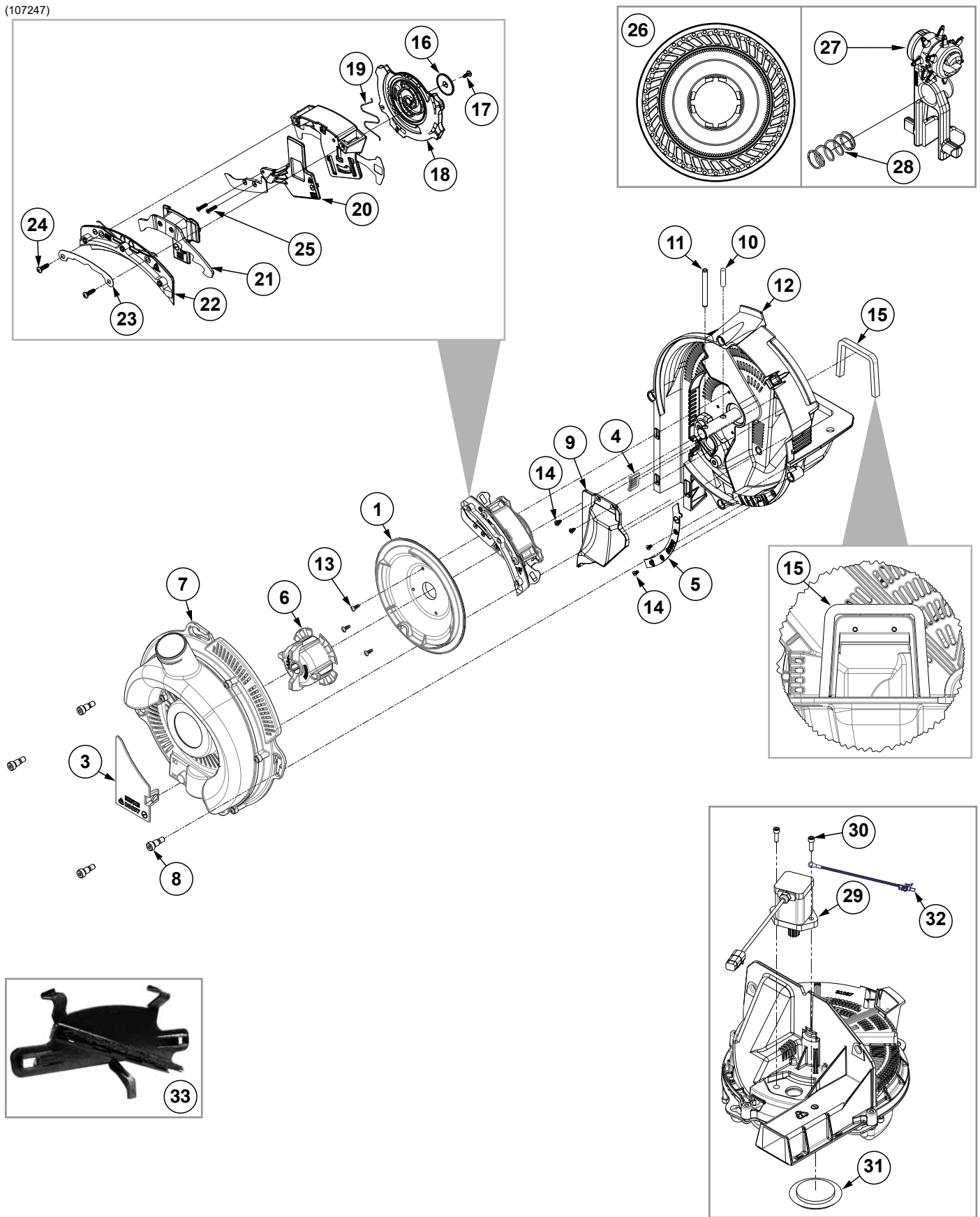
ITEM	PART NO.	QTY. (Per Row)	DESCRIPTION
1	G10948901	1	True Rate Hopper Cover
2	G10949101	1	True Rate Hopper, 5000 Series
3	G10962002	1	Adhesive Back Foam, .125" x .063" x 22"
4	G10949301	1	True Rate Hopper Diffuser
5	G10645601	1	True Rate Hopper Diffuser Door
6	G10645701	1	Mini-Hopper Lid
7	G10949401	1	Bulk Fill Swivel Elbow
8	G10939201	1	Hopper Latch, Black
9	G10701401	11	Torx Pan Head Tapping Screw, 8-18 x 1/2"
10	G11961	2	Flat Washer, No. 8
11	GB1247	1	Tether
12	G10949501	1	Bulk Fill Retention Clip
13	G10701301	1	Plug Holder
14	G10962101	1	O-Ring, No. 131

(109526)



ITEM	PART NO.	QTY. (Per Row)	DESCRIPTION
1	G10948801	1	True Speed Hopper Cover
2	G10949001	1	True Speed Hopper, 5000 Series
3	G10949201	1	True Speed Hopper Diffuser
4	G10645101	1	True Speed Hopper Diffuser Door
5	G10939201	1	Hopper Latch, Black
6	G10949401	1	Bulk Fill Swivel Elbow
7	G10701401	8	Torx Pan Head Tapping Screw, 8-18 x 1/2"
8	G10645701	1	Mini-Hopper Lid
9	G11961	2	Flat Washer, No. 8
10	GB1247	1	Tether
11	G10949501	1	Bulk Fill Retention Clip
12	G10701301	1	Plug Holder
13	G10962001	1	Adhesive Back Foam, .125" x .063" x 10"
14	G10962101	1	O-Ring, No. 131

(107247)



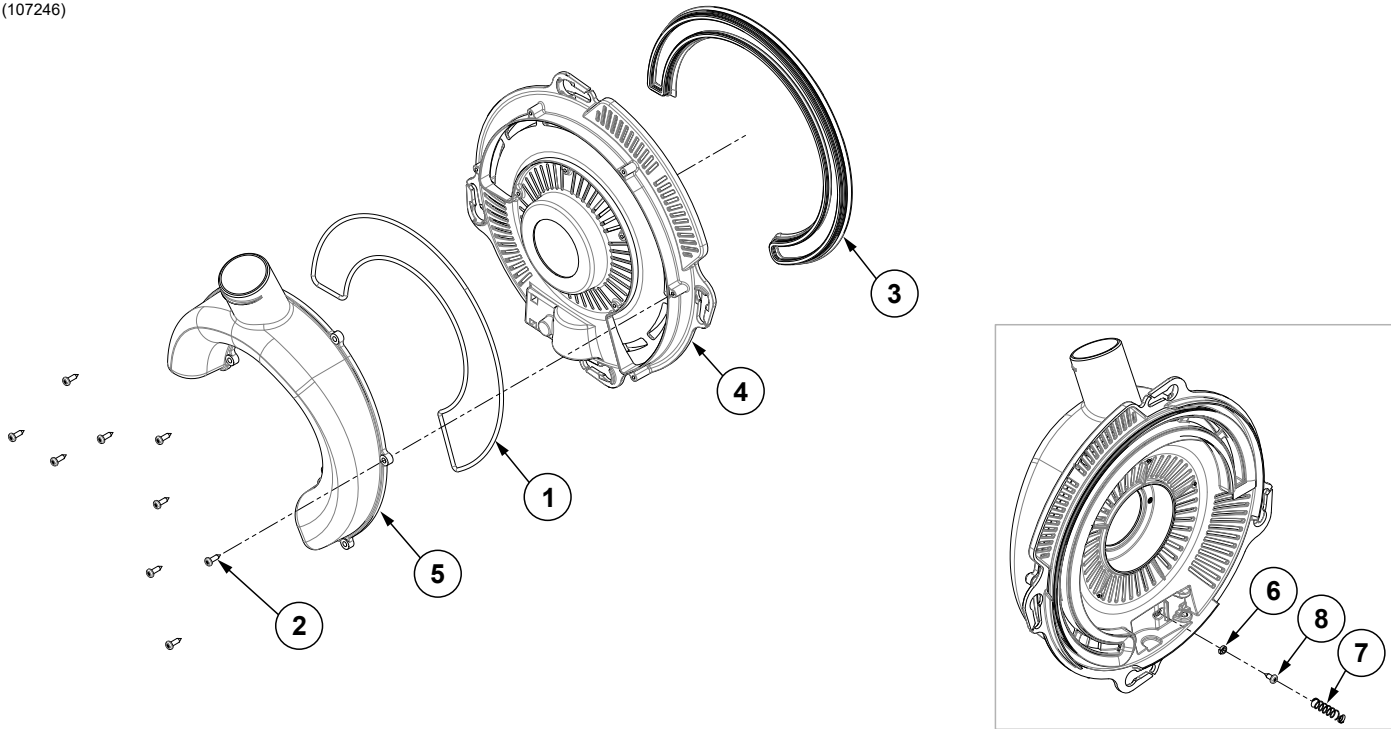
True Rate Seed Meter

M0321-02

Model 5900

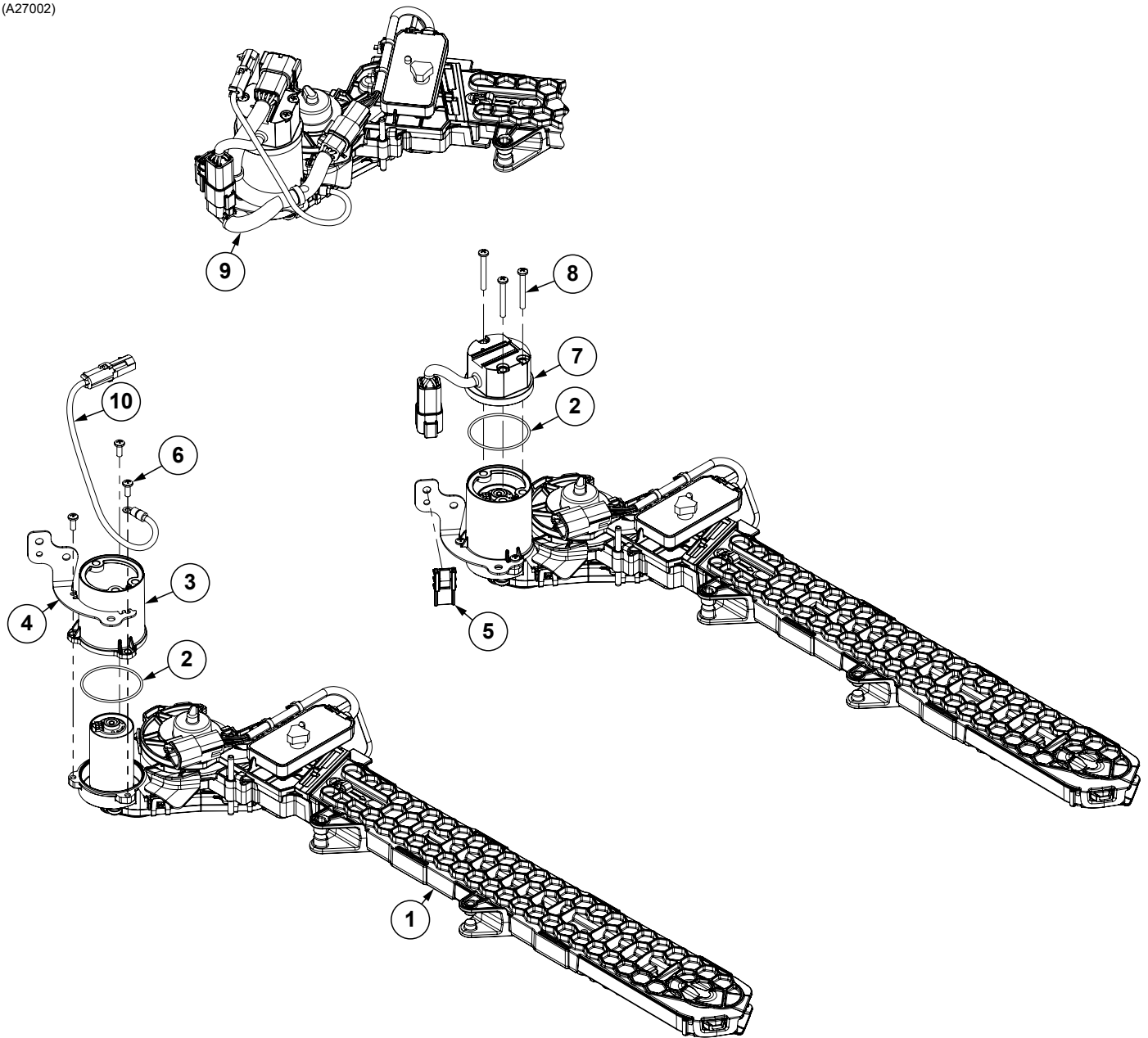
ITEM	PART NO.	QTY.	DESCRIPTION
1	G10950601	1	Shield
2	---	---	---
3	GB0697	1	Chute Cover
4	GB0780	1	Brush
5	GB0823	1	Baffle
6	GB1147	1	Disc Hub
7	---	1	See "True Rate Meter Cover Assembly" on page P13
8	G11172	4	Hex Socket Head Shoulder Screw, ¼"-20 x ¾", Stainless Steel
9	G10950501	1	True Rate Baffle
10	G11448	1	Pin, ¼" x 1"
11	G10475	1	Spring Pin, ¼" x 2¼"
12	G10958801 GA16701	1	Meter Housing W/Bearing Bearing (Included W/G10958801)
13	G11965	3	Torx Pan Head Tapping Screw, No. 6-19 x ⅜"
14	G11618	4	Torx Flat Head Tapping Screw, No. 6-19 x ¼"
15	GD34774	1	Meter Gasket
16	GB0810	1	Singulator Adjustor Retainer
17	G11517	1	Phillips Pan Head Tapping Screw, 6-19 x ⅝"
18	GB0957	1	Singulator Adjustor
19	GD26960	1	Wire Form Spring
20	GB0921	1	Lower Blade
21	GB0958	1	Outer Blade
22	GA24676	1	Singulator Guide Assembly
23	GD29657	1	Retainer
24	G11578	2	Phillips Pan Head Tapping Screw, No. 8-18 x ½"
25	G11693	2	Torx Flat Head Machine Screw, No. 4-40 x ½"
26	G11152X	1	Seed Disc, Corn (40 Cell) Light Blue Color-Coded, Ejector Wheel, and Spring
	G11047X	-	Seed Disc, Soybean (120 Cell) Black Color-Coded, Ejector Wheel, and Spring
	G11154X	-	Seed Disc, Sugar Beets/Milo, Dark Orange Color-Coded, Ejector Wheel, and Spring
	G11153X	-	Seed Disc, Sunflower (40 Cell) Gray Color-Coded, Ejector Wheel, and Spring
	G11105X	-	Seed Disc, Cotton (60 Cell) Green Color-Coded, Ejector Wheel, and Spring
	G11106X	-	Seed Disc, Black Turtle, Navy Edible Bean and Popcorn (60 Cell) Brown Color-Coded, Ejector Wheel, and Spring
	G11107X	-	Seed Disc, Pinto, Great Northern Edible Beans, and Soybean (60 Cell) Dark Blue Color Coded, Ejector Wheel, and Spring
	GB1237	-	Anti-Static Blank Seed Disc
	GB1231	-	Blank Seed Disc
	G11048X	-	Seed Disc, Soybean (60 Cell) Black Color-Coded
	G11042X	-	Seed Disc, Wheat (54 Cell) Purple Color-Coded
	G11332X	-	Seed Disc, Wheat (231 Cell) Red Color-Coded, Ejector Wheel, Spring, and Wheat Brush Singulator (Item 42)
27	G10665101	-	Ejector Arm, Corn
	G10483401	-	Ejector Arm, Soybean (120 Cell)
	G10665001	-	Ejector Arm, Sunflower
	G10664901	-	Ejector Arm, Beets/Milo
	G10614301	-	Ejector Arm, Black Turtle, Navy, Pinto, Great Northern Edible Bean, Popcorn
	G10483201	-	Ejector Arm, Soybean (60 Cell)
	GA26989	-	Ejector Arm, Wheat (54 Cell)
	G10936101	-	Ejector Arm, Wheat (231 Cell)
28	G10483101	-	Compression Spring
29	G10494201		Meter Stepper Motor
30	G11588		Hex Socket Head Cap Screw, No. 10-24 x ⅝"
31	GD29425		Dust Cap
32	GA20711		Seed Meter Motor ESD Drain Harness
33	G10983301	1	Wheat Brush Singulator Assembly
	G10983101	1	Wheat Brush Mount (Included W/G10983301)
	G10983201	1	Brush (Included W/G10983301)

(107246)



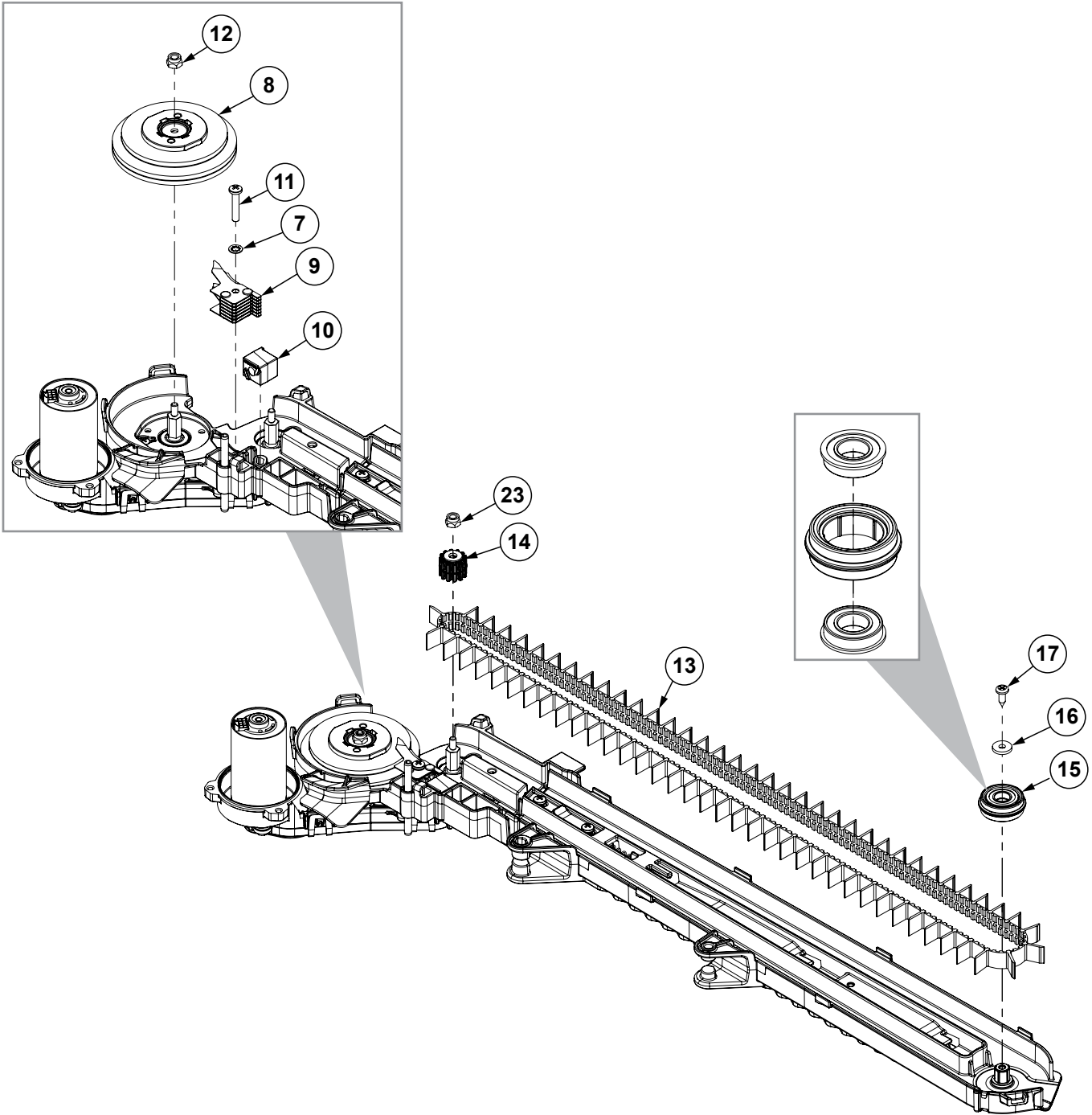
ITEM	PART NO.	QTY.	DESCRIPTION
1	GD26593	1	Gasket Housing
2	G11556	9	Phillips Pan Head Tapping Screw, 6-19 x 1/2"
3	GB0676	1	Lip Seal
4	GB0920	1	Cover
5	G11061301	1	Vacuum Inlet, True Rate
6	GB0907	1	Retainer Spring
7	G10483101	1	Ejector Spring
8	G11619	1	Phillips Pan Head Tapping Screw, No. 6-19 x 3/8"

(A27002)

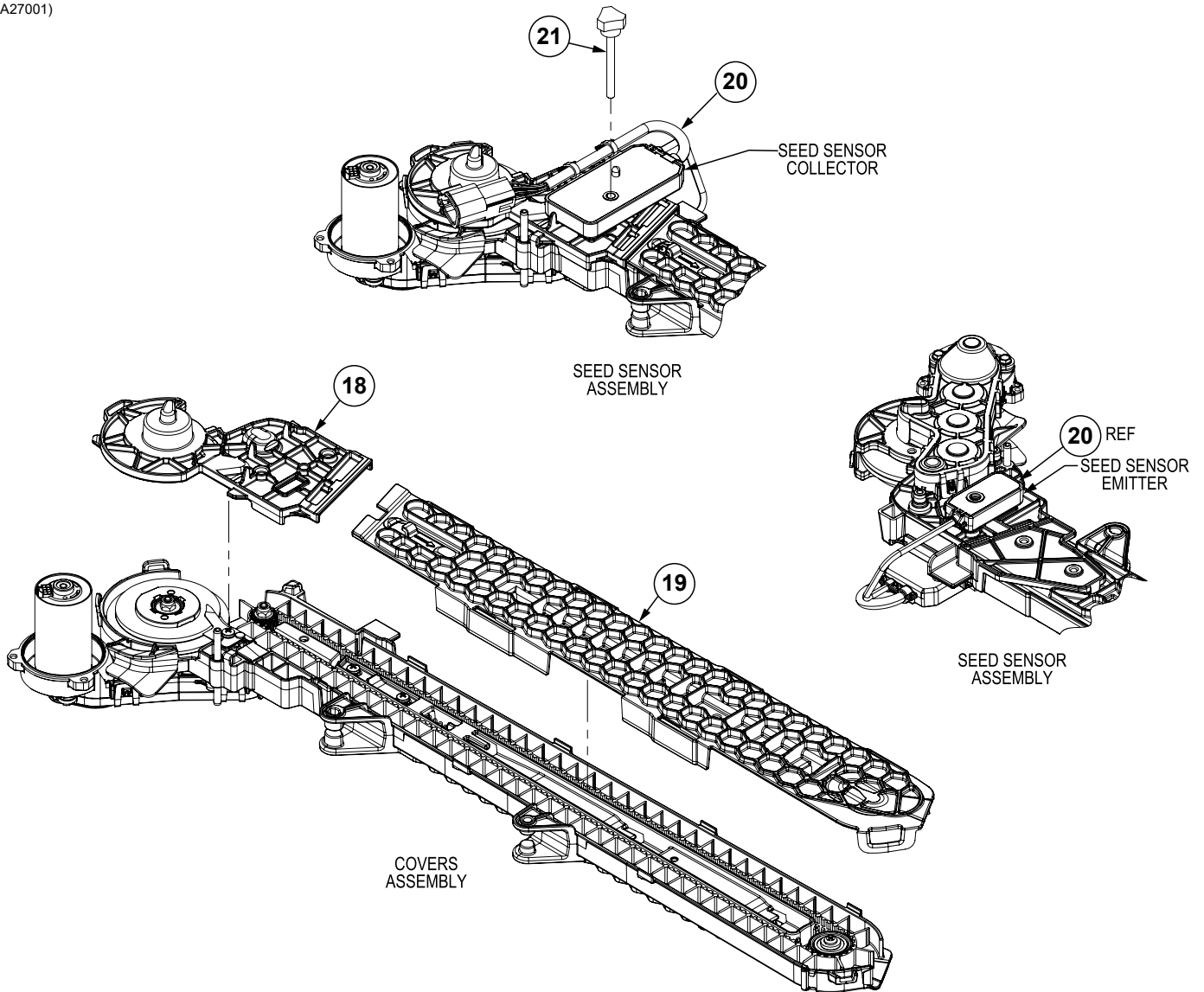


ITEM	PART NO.	QTY.	DESCRIPTION
1	GA27001	1	See "True Speed Seed Delivery System Assembly" on page P15
2	GB1291	2	O-Ring
3	GB1289	1	BLDC Cover Housing
4	GD36961	1	Harness Routing Bracket
5	GD26293	-	Attachment Clip
6	G11981	-	Phillips Pan Head Machine Screw, #8-32 x 1/2"
7	G10429001	1	Motor Driver Assembly
8	G11960	3	Phillips Pan Head Machine Screw #8-32 x 1/2", Stainless Steel
9	GA26980	1	True Speed Seed Tube
10	G10213502	1	True Speed ESD Ground Strap Harness
A	G10749X	-	Seed Delivery System W/Driver (Items 1-10)

(A27001)



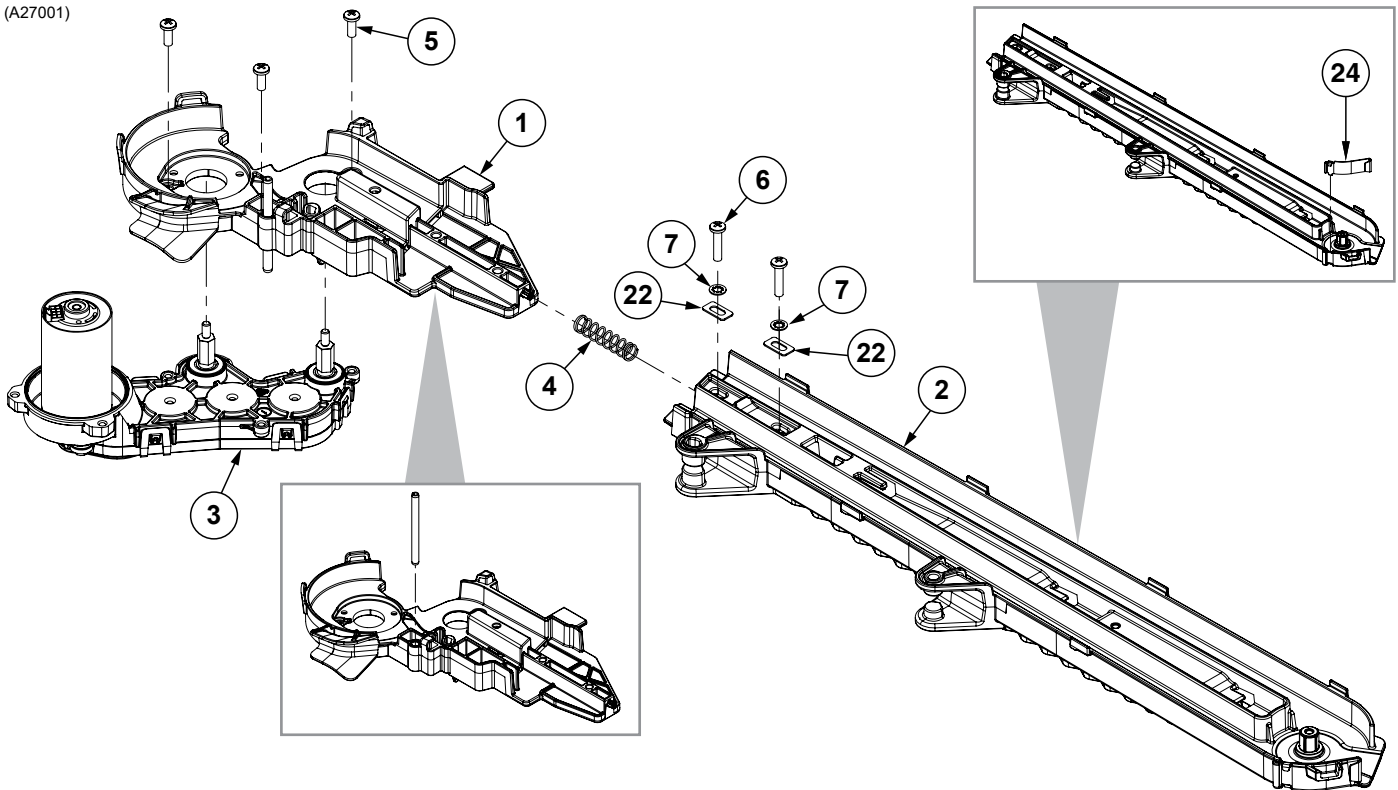
(A27001)



ITEM	PART NO.	QTY.	DESCRIPTION
1	GA27133	1	Seed Delivery Upper Housing Assembly
	G10208201	1	Seed Delivery Upper Housing (Included W/GA27133)
	G11996	1	Spring Slot Pin, 3/16" x 2 1/4" (Included W/GA27133)
2	GA27084	1	Seed Delivery Lower Housing Assembly
	GB1250	1	Seed Delivery Lower Housing (Included W/GA27084)
3	G10545501	1	Seed Delivery Gearcase Assembly
4	GD36938	1	Belt Tensioner Spring
5	G11981	3	Phillips Pan Head Machine Screw, No. 8-32 x 1/2"
6	G11067	2	Phillips Pan Head Machine Screw, No. 8-32 x 3/4", Stainless Steel
7	G11995	3	Internal Tooth Washer, No. 8, Stainless Steel
8	GA27005	1	Brush Wheel Assembly
9	GA27004	1	Brush Wheel Comb Assembly
10	GB1257	1	Seed Relief Scrubber
11	G10425701	1	Phillips Pan Head Machine Screw, No. 8-32 x 7/8", Black Oxide
12	G11202	2	Lock Nut W/Nylon Insert, No. 8-32, Stainless Steel

Continued on Following Page.

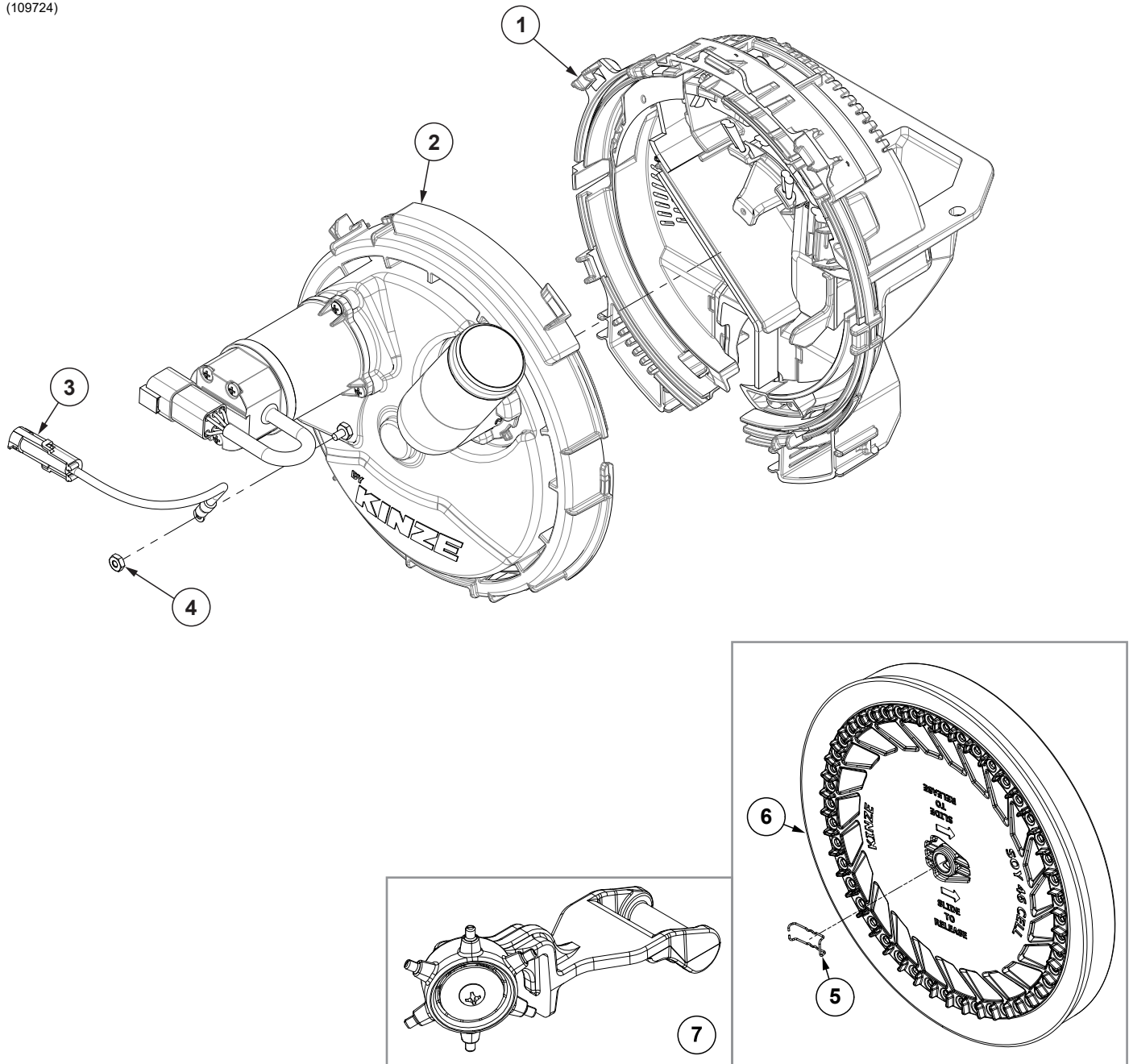
(A27001)



ITEM	PART NO.	QTY.	DESCRIPTION
13	GB1256	1	Seed Delivery Belt
14	G10218301	1	Belt Drive Sprocket
15	GA27134	1	Seed Delivery Idler Pulley Assembly
	GB1255	1	Seed Deliver Idler Pulley (Included W/GA27134)
16	G10425501	1	Washer, 12 MM O.D. x 4.3MM I.D. x 1MM
17	G10425401	1	Phillips Flat Head Tapping Screw, No. 8-18 x 1/2"
18	G10208301	1	Seed Delivery Upper Cover
19	GB1251	1	Seed Delivery Lower Cover
20	GA27003	1	Seed Sensor Assembly
21	G10230701	1	Hex Socket Head Cap Screw, No. 10-24
	G10060301	1	Knob, No. 10
22	G10366201	2	Slotted Rectangular Washer
23	G11729	1	Hex Lock Nut, No. 6-32
24	GD36936	-	Wear Strip
A	GA27001	1	Seed Delivery System Assembly, Items 1-21

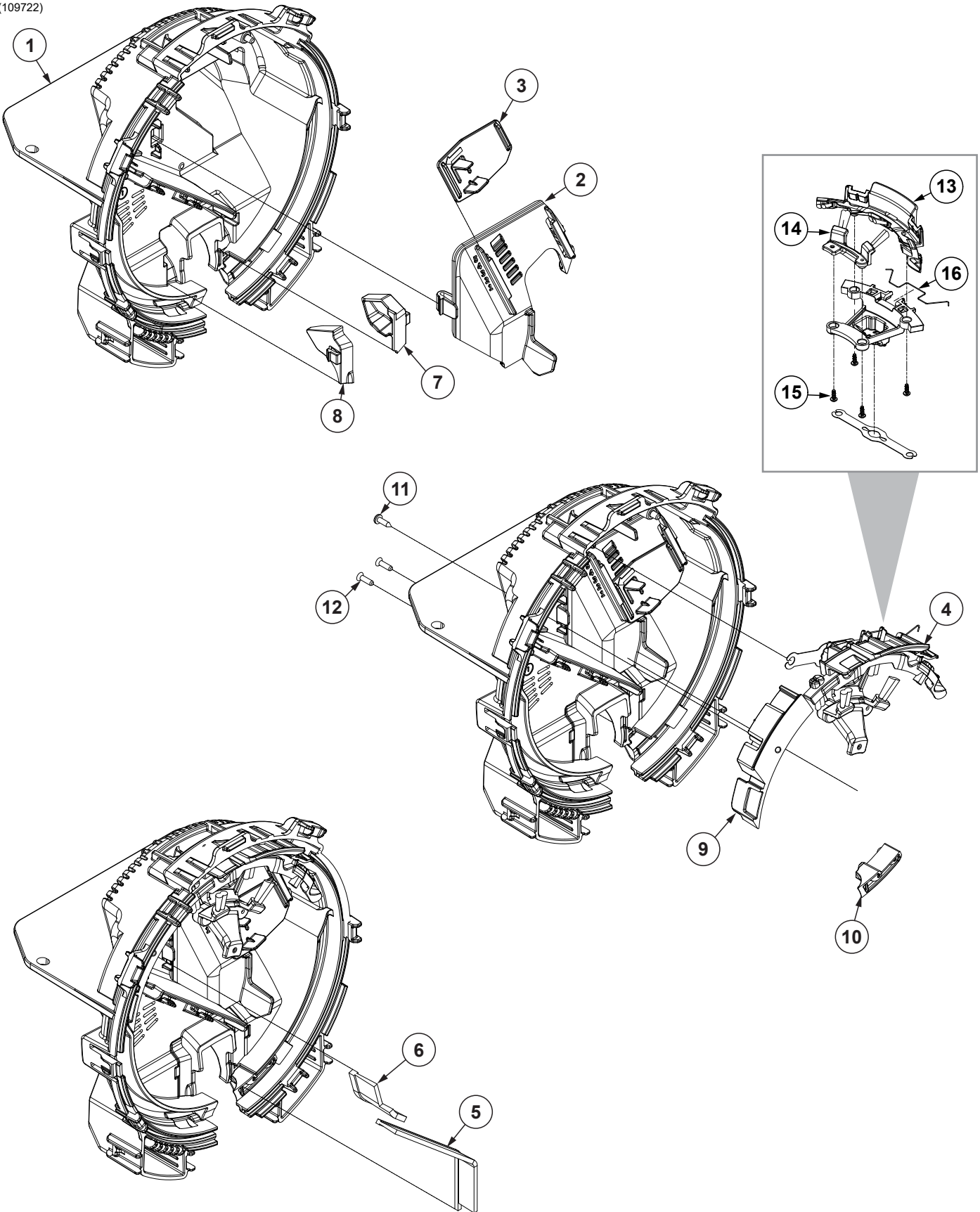
This page left blank intentionally.

(109724)



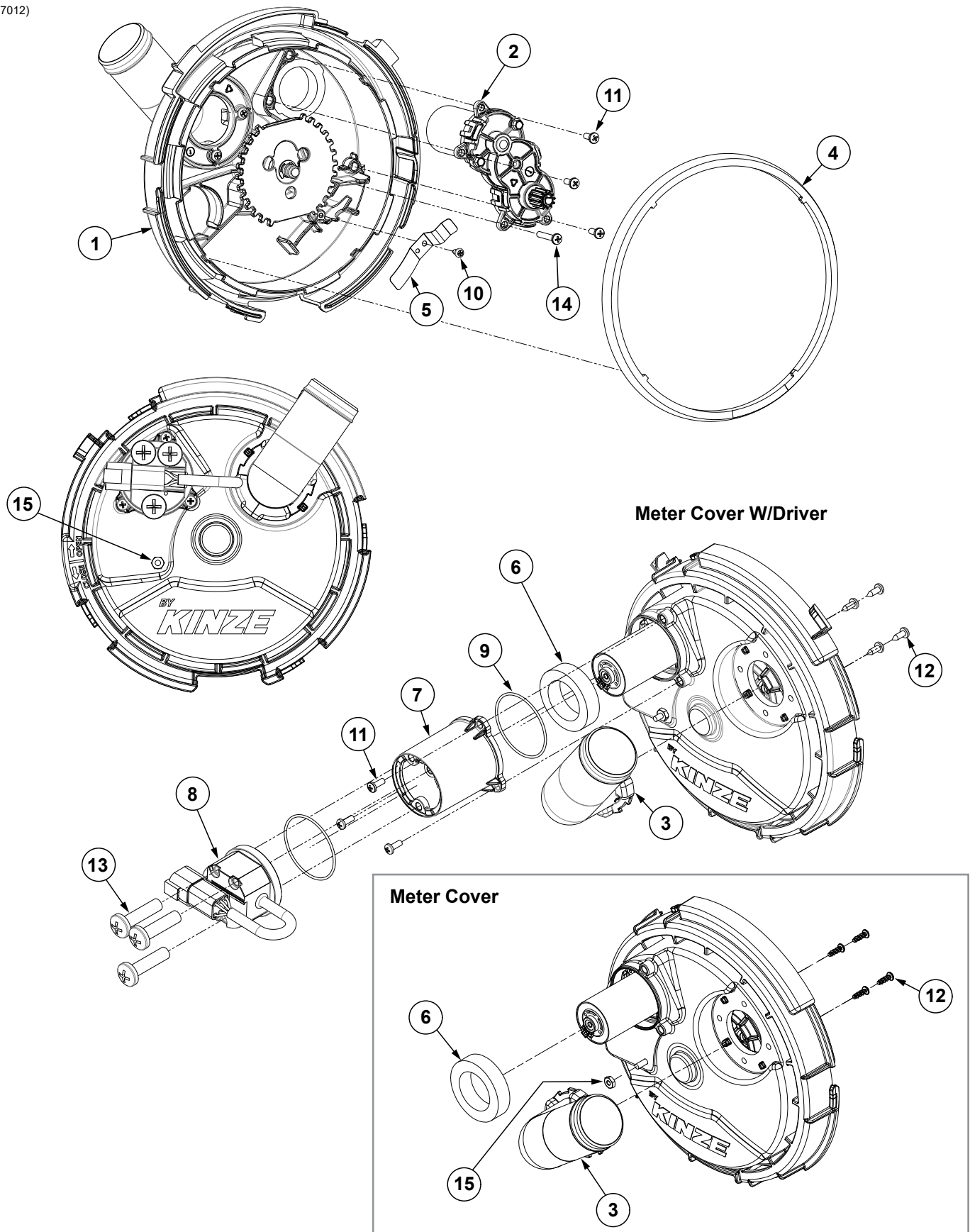
ITEM	PART NO.	QTY.	DESCRIPTION
1	---	1	See "True Speed Meter Housing" on page P21
2	---	1	See "True Speed Meter Cover" on page P23
3	G10213501	1	True Speed ESD Ground Strap Harness
4	G10928	1	Hex Nut, No. 8-32, Stainless Steel
5	G10318701	1	Seed Disc Retention Clip (Included W/Item 6)
6	G10892X	-	Seed Disc, Corn, 32 Cell (Light Blue Color-Coded) and Ejector Assembly
	G10894X	-	Seed Disc, Soybean, 46 Cell (Black Color-Coded) and Ejector Assembly
	G10893X	-	Seed Disc, Soybean, 92 Cell (Black Color-Coded) and Ejector Assembly
	G10992X	-	Seed Disc, Cotton, 46 Cell (Green Color-Coded) and Ejector Assembly
	G10860X	-	Seed Disc, Sugar Beets/Milo, 46 Cell (Orange Color-Coded) and Ejector Assembly
	G11124X	-	Seed Disc, Sunflower, 23 Cell (Yellow Color-Coded) and Ejector Assembly
7	G10177501	-	Ejector Assembly, 32 Cell Corn (Included W/G10892X)
	G10177701	-	Ejector Assembly, 46 Cell Soybean (Included W/G10894X)
	G10177601	-	Ejector Assembly, 92 Cell Soybean (Included W/G10893X)
	GA27002	-	Ejector Assembly, 46 Cell Cotton (Included W/G10992X)
	GA27023	-	Ejector Assembly, 46 Cell Sugar Beets (Included W/G10860X)
	G10618501	-	Ejector Assembly, 23 Cell Sunflower (Included W/G11124X)
A	G11400X	1	True Speed Meter W/Driver Assembly, Items 1-4

(109722)



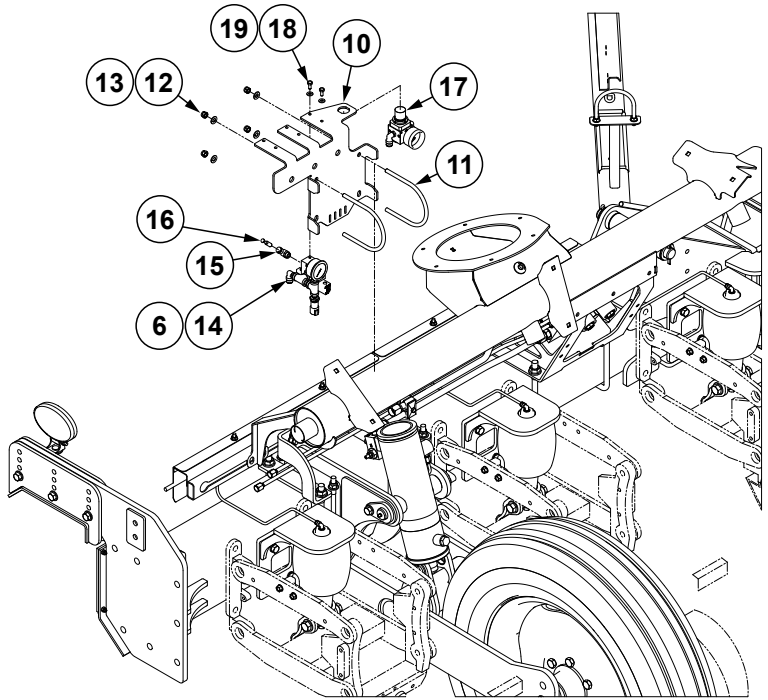
ITEM	PART NO.	QTY.	DESCRIPTION
1	G10208401	1	Meter Housing
2	GB1275	1	Meter Baffle
3	GB1276	1	Door Baffle
4	GA27013	1	Singulator Assembly (Includes Items 13-14)
5	GD36954	1	Meter Wall Brush, Large
6	G10459801	1	Meter Wall Brush, Small
7	GB1307	1	Meter Housing Plug
8	GB1306	1	Meter Housing Plug
9	G10153101	1	Upper Seed Relief Insert
10	G10949902	1	Lower Seed Relief Insert
11	G11556	1	Phillips Pan Head Tapping Screw, 6-19 x 1/2"
12	G10181201	2	Phillips Pan Head Tapping Screw, No. 6-19 x 1/2"
13	GA27015	1	Outer Singulator Brush (Included W/Item 4)
14	GA27014	1	Inner Singulator Brush (Included W/Item 4)
15	G11619	4	Phillips Pan Head Tapping Screw, No. 6-19 x 3/8"
16	G10320201	1	Singulator Spring

(A27012)

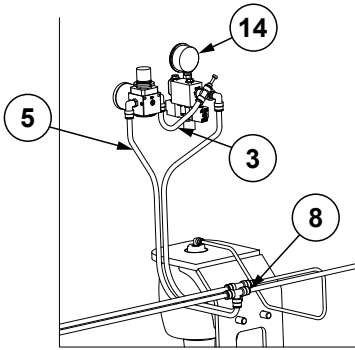


ITEM	PART NO.	QTY.	DESCRIPTION
1	G10320401	1	Meter Cover W/Bearing Assembly
2	G10545601	1	Meter Gearcase Assembly
	GA27007	-	BLDC Motor (Included W/G10545601)
	GB1288	-	Meter Pinion Gear (Included W/G10545601)
	G11994	-	External Side Mount Retaining Ring (Included W/G10545601)
	G10263501	-	Hex Serrated Flange Machine Screw, No. 6-32 x 5/8", Grade 5 (Included W/G10545601)
3	GB1281	1	Vacuum Elbow
4	GB1282	1	Meter Seal
5	GD36959	1	Ejector Arm Retention Spring
6	G10108302	1	Motor Foam Seal
7	GB1289	1	BLDC Cover Housing
8	G10429001	1	Motor Driver Assembly
9	GB1291	2	O-Ring
10	G11619	1	Phillips Pan Head Tapping Screw, No. 6-19 x 3/8"
11	G10724301	6	Phillips Pan Head Machine Screw, No. 8-32 x 7/16"
12	G11578	4	Phillips Pan Head Tapping Screw, No. 8-18 x 1/2"
13	G11297	3	Phillips Pan Head Machine Screw #8 - 32 x 1 3/8", Stainless Steel
14	G11201	1	Phillips Pan Head Machine Screw, No. 8-32 x 1", Stainless Steel
15	G10928	1	Hex Nut, No. 8-32, Stainless Steel

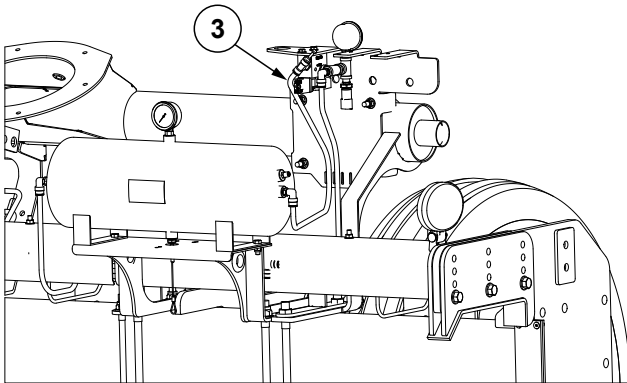
(108071/108073)



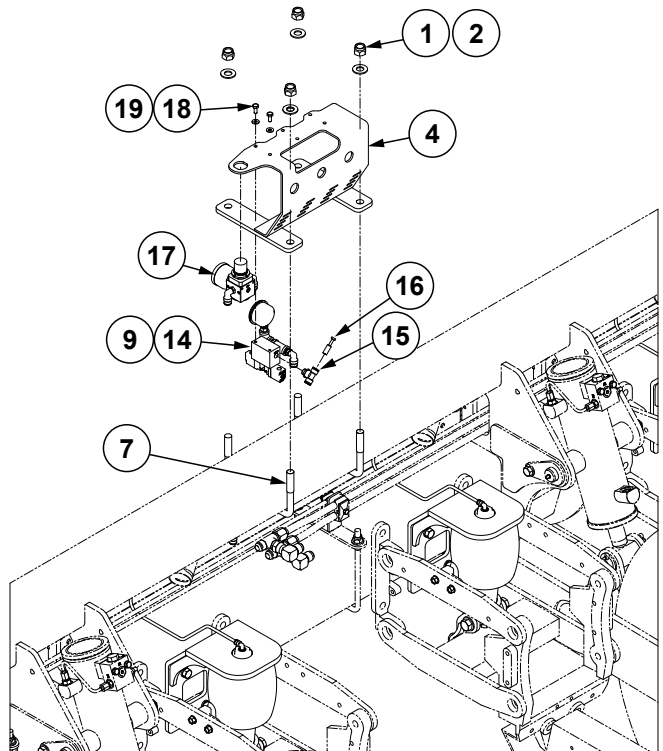
12 Row and 16 Row (12 Row Shown)



12 Row / 16 Row / 24 Row
(12 Row Shown)



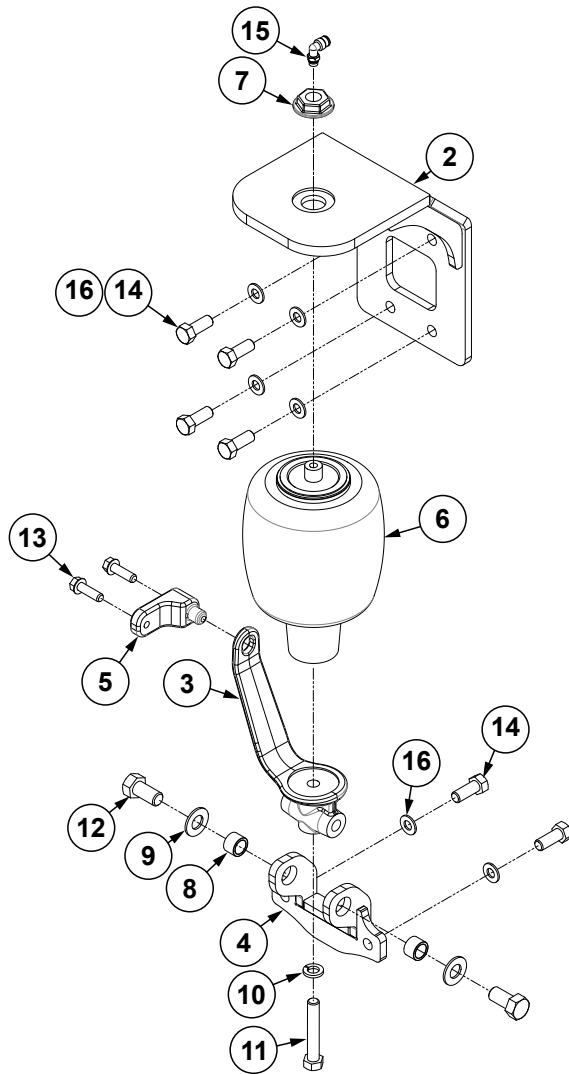
12 Row / 16 Row / 24 Row
(12 Row Shown)



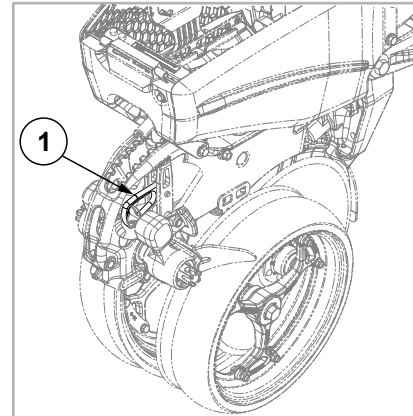
24 Row

ITEM	PART NO.	QTY.	DESCRIPTION
1	G10107	4	Lock Nut, 5/8"-11
2	G11391	4	Flat Washer, 5/8" SAE
3	---	1	See "Airline Fittings and Hoses" on page P37
4	G10813701	1	Air Valve Mount
5	---	1	See "Airline Fittings and Hoses" on page P37
6	G10820102	1	PDP Control/Sensor Harness, 41"
7	GD25914	2	U-Bolt, 7" x 3" x 5/8"-11
8	GD18010	4	Tee, 3/8" Tube Union
9	G10820101	1	PDP Control/Sensor Harness, 74.5"
10	G10829201	1	Air Valve Bracket
11	GD19639	2	U-Bolt, 4 1/2" x 3/8"-16
12	G10108	4	Lock Nut, 3/8"-16
13	G11387	4	Flat Washer, 3/8" SAE
14	G10813601	1	See "Air Valve Assembly" on page P36
15	G10657901	1	Adapter Tee, 3/8" PTC x 1/4" NPT
16	G10606301	1	Plug, 3/8" PTC
17	G10816001	1	See "Air Pressure Regulator Assembly" on page P37
18	G10020	2	Hex Head Cap Screw, 1/4"-20 x 5/8"
19	G11385	2	Flat Washer, 1/4" SAE

(107184)

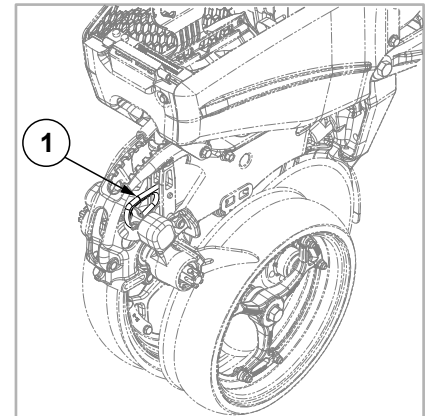
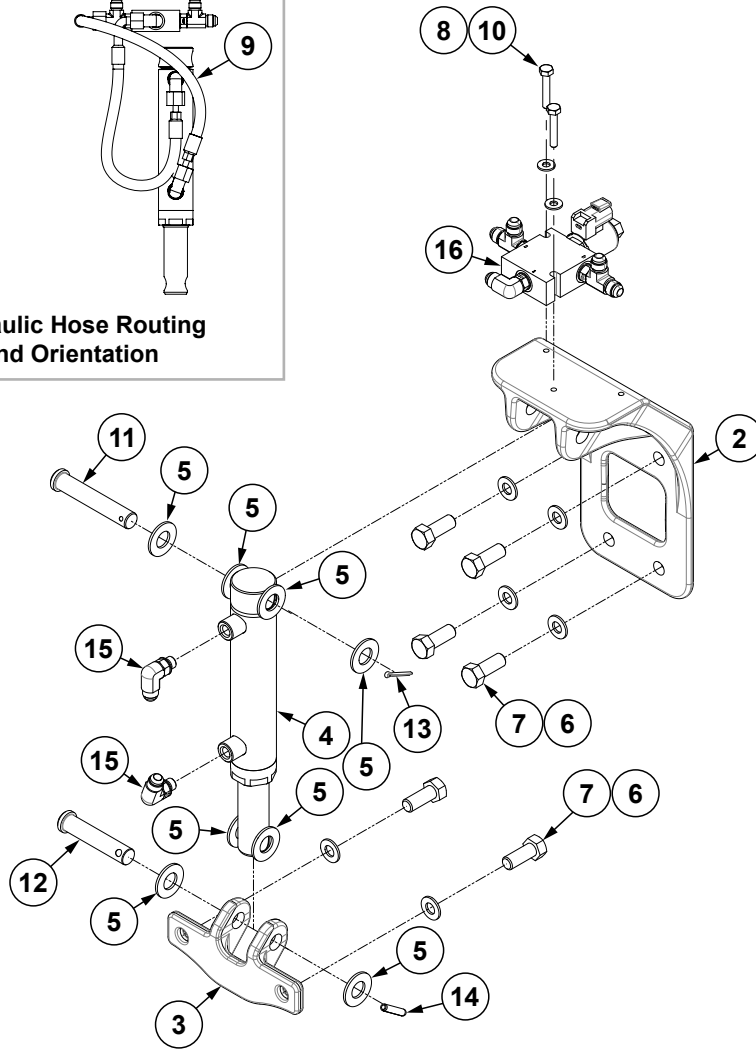
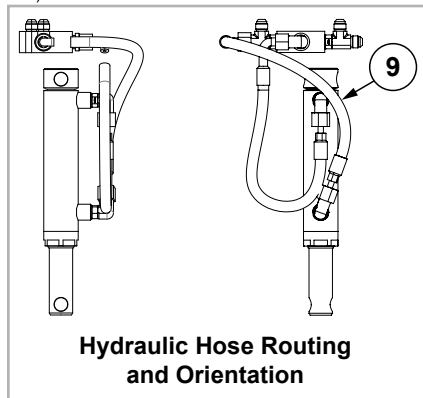


See "Airline Fittings and Hoses" on page P37



ITEM	PART NO.	QTY.	DESCRIPTION
1	GB0285	1	Collar, Depth Adjustment
2	G10779501	1	Upper Pneumatic Down Pressure Mount
3	G10362001	1	Lower Pneumatic Down Pressure Mount
4	G10779601	1	Lower Pneumatic Down Pressure Base Mount
5	G10467701	1	Pneumatic Down Pressure Stabilizer Arm, Pull Row Unit
6	GA11982	1	Air Spring Assembly
7	GB0397	1	Shoulder Nut, 3/4"-16
8	GB0218	2	Bushing, 2 1/32" I.D. x 7/8" O.D. x 1 9/32" Long
9	G11391	2	Flat Washer, 5/8" SAE
10	G10228	1	Lock Washer, 1/2"
11	G10038	1	Hex Head Cap Screw, 1/2"-13 x 3"
12	G10055	2	Hex Head Cap Screw, 5/8"-11 x 1 1/4"
13	G11204	2	Hex Serrated Flange Cap Screw, 3/8"-16 x 1 1/4", Grade 5
14	G11000801	6	Hex Head Cap Screw, 1/2"-13 X 1 1/4", Grade 5
15	GD19080	1	Elbow, 1/4" x 1/8" NPT Swivel
16	G11389	6	Flat Washer, 1/2" Plated SAE

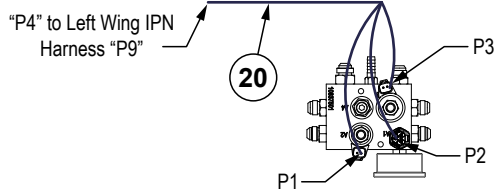
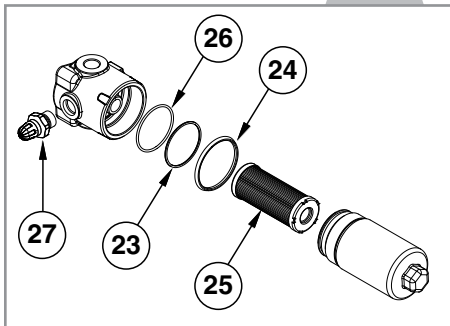
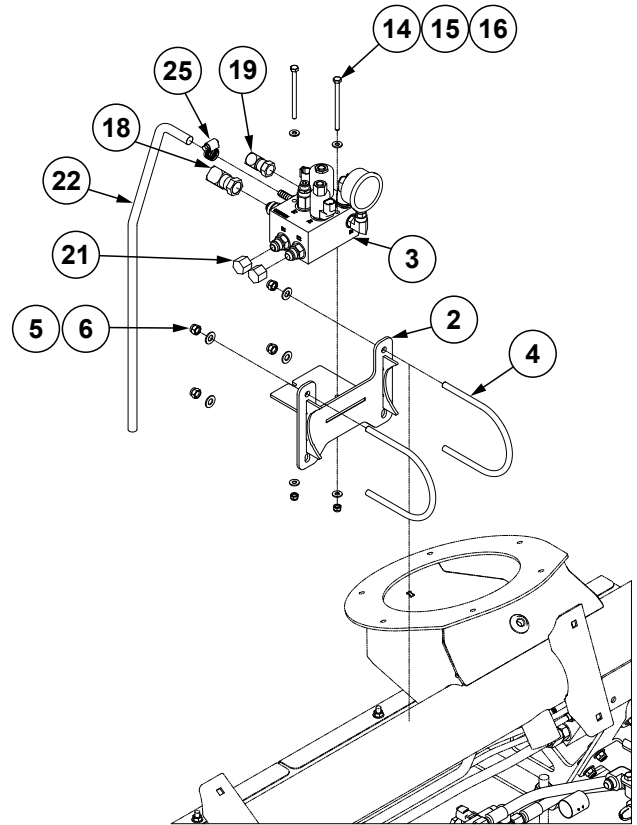
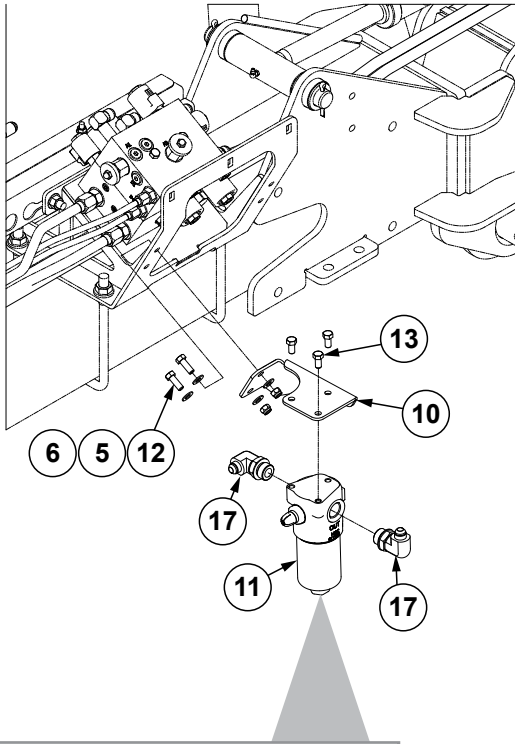
(107183)



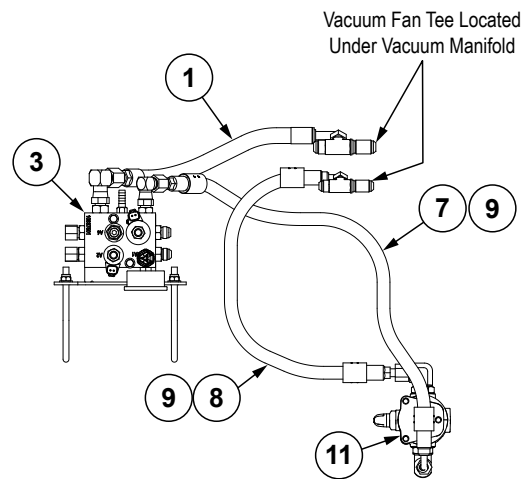
ITEM	PART NO.	QTY.	DESCRIPTION
1	GA27146	1	True Depth Link (27" Harness)
2	G11005501	1	Upper Hydraulic Down Force Mount Plate
3	G10361901	1	Lower Hydraulic Down Force Mount
4	GA25261	1	See "Hydraulic Down Force Cylinder" on page P212
5	G11391	8	Flat Washer, 5/8" SAE
6	G11389	6	Flat Washer, 1/2" Plated SAE
7	G11000801	6	Hex Head Cap Screw, 1/2"-13 x 1 1/4", Grade 5
8	G11385	2	Flat Washer, 1/4" SAE
9	*A7679-15	2	Hose Assembly, 1/4" x 15" (06F-06F90)
10	GD35459	2	Hex Head Cap Screw, 1/4"-20 x 1 1/2", Grade 5
11	G10523801	1	Clevis Pin, 5/8" x 3 1/2"
12	G10789701	1	Clevis Pin, 5/8" x 3"
13	G10451	1	Cotter Pin, 1/8" x 1"
14	G11646	1	Slotted Spring Pin, 1/4" x 1 1/4"
15	G6801-06-04	2	Elbow, 90°, 9/16"-18 x 7/16"-20 W/O-Ring
16	---	1	See "Row Unit Control Block, Pull Row Units" on page P239

* Hydraulic hose is not stocked by Kinze Repair Parts

(108316)



Harness Routing



Top View

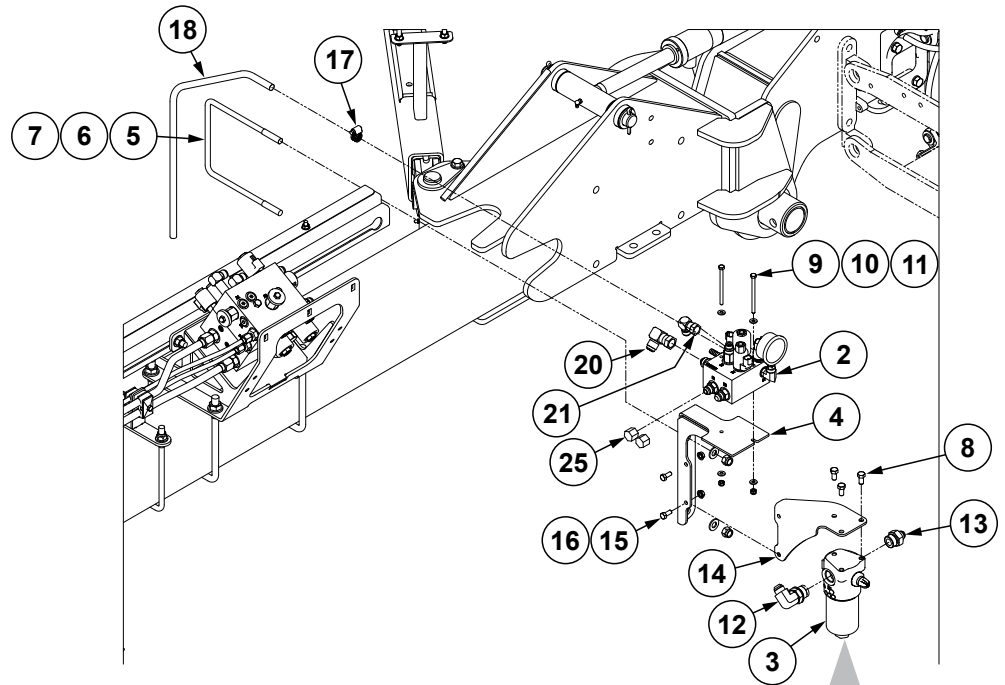
ITEM	PART NO.	QTY.	DESCRIPTION
1	*A21552-24	1	Hose Assembly, 5/8" x 24" (10F-10F90S)
2	G10831901	1	Valve Mount
3	---	1	See "True Depth Valve Block" on page P240
4	GD19639	2	U-Bolt, 4 1/2" x 3/8"-16
5	G11387	8	Flat Washer, 3/8" SAE
6	G10108	6	Lock Nut, 3/8"-16
7	*A18671-40	1	Hose Assembly, 1/2" x 40" (08F-08F90S)
8	*A18686-30	1	Hose Assembly, 1/2" AR x 30" (08F - 08F90S)
9	GD10057-20	4	Hose Identification Sleeve, Purple PP
10	G10167301	1	Filter Mount Bracket
11	GA25857 GR2368	1	In-Line Filter Assembly, Includes Items 23-27 Seal Kit, Includes: (1) Sealing O-Ring, (1) Anit-Extrusion Ring, (1) External O-Ring
12	G10001	2	Hex Head Cap Screw, 3/8"-16 x 1"
13	G10002	3	Hex Head Cap Screw, 3/8"-16 x 3/4"
14	G11135	2	Hex Head Cap Screw, 1/4"-20 X 3 3/4"
15	G11385	4	Flat Washer, 1/4" SAE
16	G10110	2	Lock Nut, 1/4"-20, Grade B
17	G6801-08-12	2	90° Adjustable Elbow, 3/4"-16 to 1 1/8"-12
18	G6500-10	1	Swivel Elbow, 90°, 7/8"-14 Male JIC To Female
19	G6500-08	1	Swivel Elbow, 90°, 3/4"-16 Male JIC To Female
20	G10803401	1	Integrated True Depth Harness
21	G304-C-8	2	Cap Nut, 3/4"-16
22	**D6279-03	1	Clear PVC Tubing, 3/8" x 28"
23	†R2366	1	Anti-Extrusion Ring
24	†R2365	1	External O-Ring
25	GD35835	1	Replacement Filter Cartridge
26	†R2367	1	Sealing O-Ring
27	GR2361	1	Flow Indicator

*Hydraulic hose is not stocked by Kinze Repair Parts.

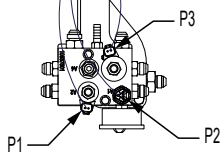
**Hose not stocked by Kinze repair parts, but is available in bulk. Order GD6279-00.

†Item is part of seal kit, item can not be purchased individually.

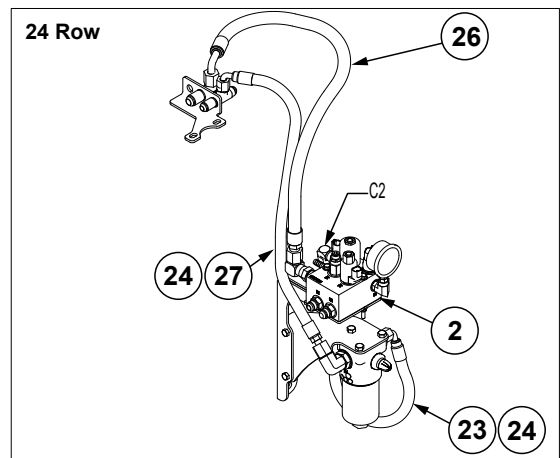
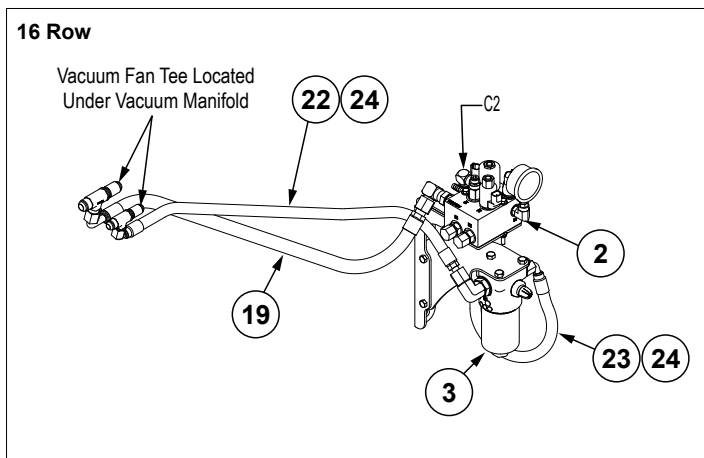
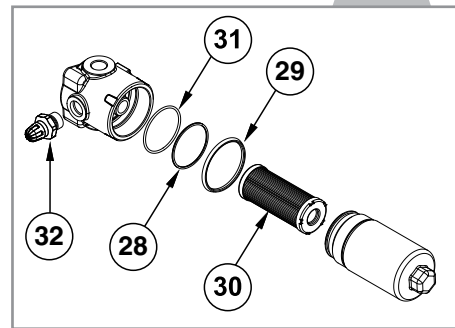
(108317/108318)



"P4" to Left Wing IPN
Harness "P9"



Harness Routing

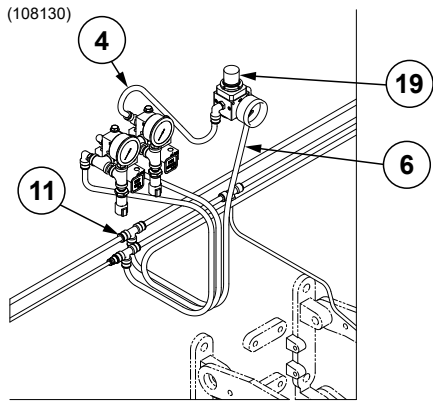


ITEM	PART NO.	QTY.	DESCRIPTION
1	G10803401	1	Integrated True Depth Harness
2	G10837401	1	See "True Depth Valve Block" on page P240
3	GA25857 GR2368	1	In-Line Filter Assembly, Includes Items 28-32 Seal Kit, Includes: (1) Sealing O-Ring, (1) Anit-Extrusion Ring, (1) External O-Ring
4	GA27100	1	Valve Block Bracket
5	GD7145	1	U-Bolt, 7" x 7" x 1/2"-13
6	G11389	2	Flat Washer, 1/2" Plated SAE
7	G10111	2	Lock Nut, 1/2"-13
8	G10002	3	Hex Head Cap Screw, 3/8"-16 x 3/4"
9	G11135	2	Hex Head Cap Screw, 1/4"-20 X 3 3/4"
10	G11385	4	Flat Washer, 1/4" SAE
11	G10110	2	Lock Nut, 1/4"-20, Grade B
12	G6801-10-12	1	Elbow W/O-Ring, 90°, 7/8"-14 Male JIC To 1 1/16"-12 O-Ring
13	G6400-08-12	1	Adapter, 3/4"-16 Male JIC to 1 1/16"-12 O-Ring
14	GD35891	1	Filter Mount
15	G10043	2	Hex Head Cap Screw, 5/16"-18 x 3/4"
16	G10620	2	Serrated Flange Nut, 5/16"-18
17	G10681	1	Hose Clamp, No. 6
18	**D6279-03	1	Clear PVC Tubing, 3/8" x 28"
19	*A21552-30	1	Hose Assembly, 5/8" x 30" (10F-10F90S)
20	G6500-10	1	Swivel Elbow, 90°, 7/8"-14 Male JIC To Female
21	G6500-08	1	Swivel Elbow, 90°, 3/4"-16 Male JIC To Female
22	*A18697-36	1	Hose Assembly, 1/2" x 36" (08F90S-10F)
23	*A18671-22	1	Hose Assembly, 1/2" x 22" (08F-08F90S)
24	GD10057-20	4	Hose Identification Sleeve, Purple PP
25	G304-C-8	2	Cap Nut, 3/4"-16
26	*A21552-36	1	Hose Assembly, 5/8" x 36" (10F-10F90S)
27	*A18697-30	1	Hose Assembly, 1/2" x 30" (08F90S-10F)
28	†R2366	1	Anti-Extrusion Ring
29	†R2365	1	External O-Ring
30	GD35835	1	Replacement Filter Cartridge
31	†R2367	1	Sealing O-Ring
32	GR2361	1	Flow Indicator

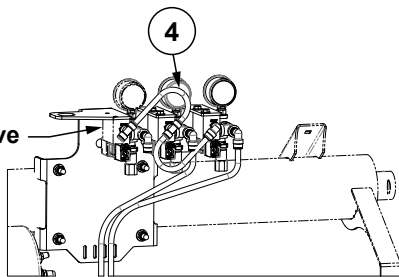
*Hydraulic hose is not stocked by Kinze Repair Parts.

**Hose not stocked by Kinze repair parts, but is available in bulk. Order GD6279-00.

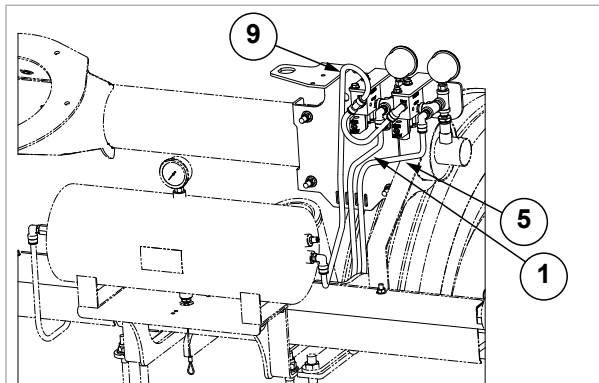
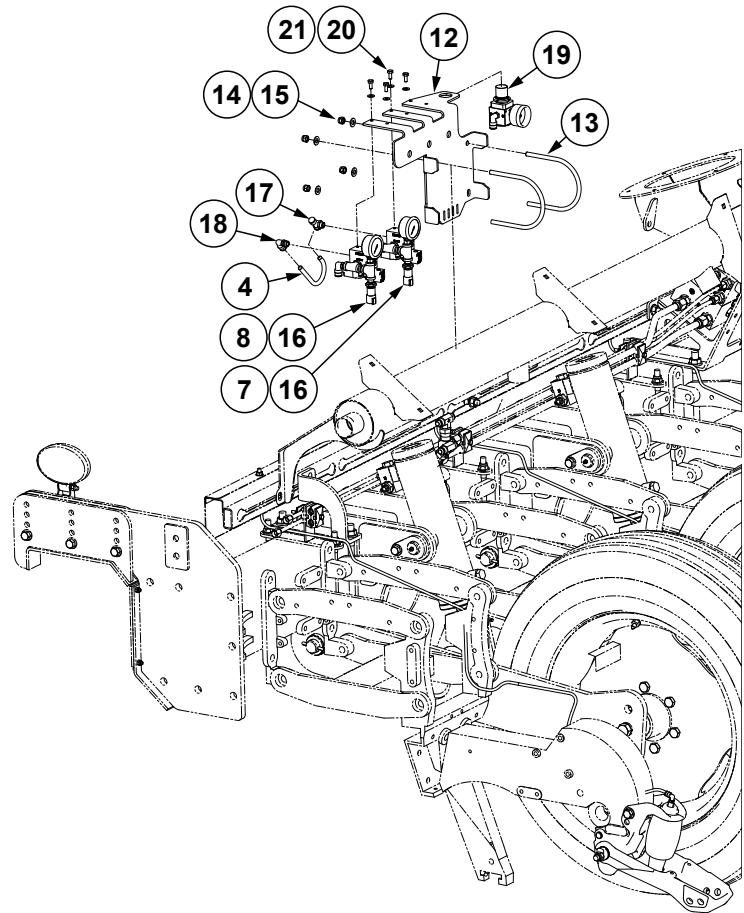
†Item is part of seal kit, item can not be purchased individually.



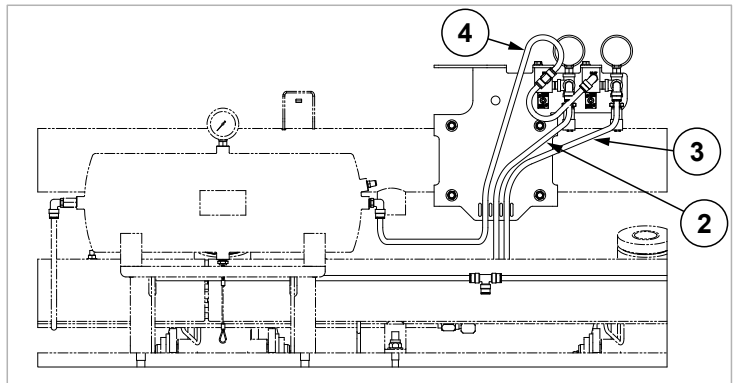
Air Closing Wheel Air Supply W/Yetter Compressor and No PDP



Air Closing Wheel Air Supply W/PDP



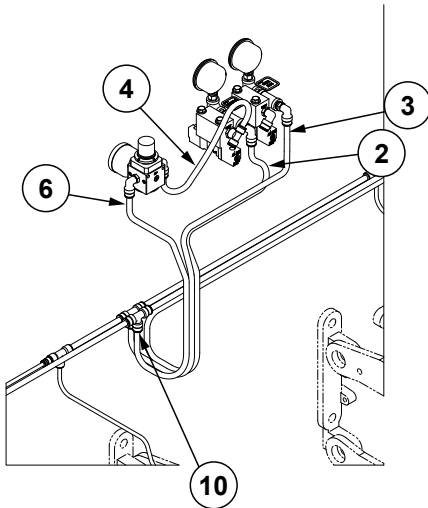
12 Row
Air Closing Wheel Supply W/Electric Compressor and No PDP



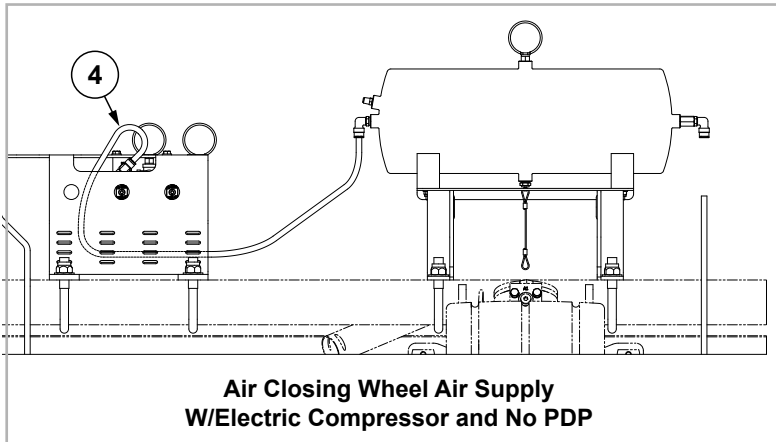
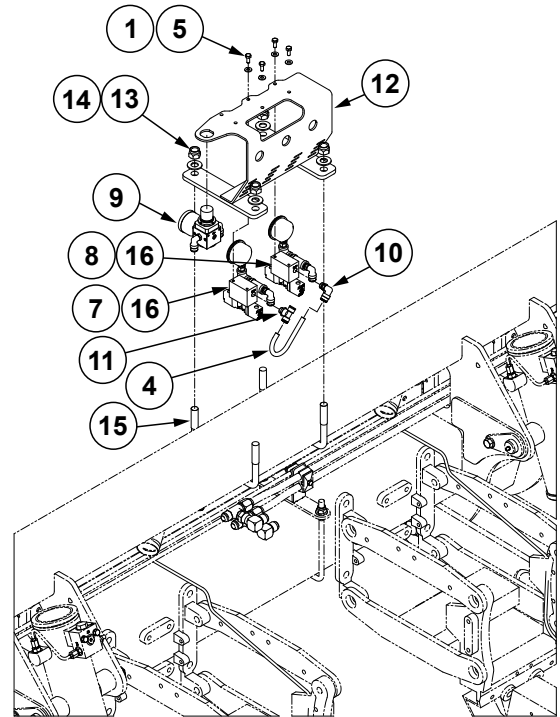
16 Row
Air Closing Wheel Supply W/Electric Compressor and No PDP

ITEM	PART NO.	QTY.	DESCRIPTION
1	---	1	See "Airline Fittings and Hoses" on page P37
2	---	1	See "Airline Fittings and Hoses" on page P37
3	---	1	See "Airline Fittings and Hoses" on page P37
4	---	1	See "Airline Fittings and Hoses" on page P37
5	---	1	See "Airline Fittings and Hoses" on page P37
6	---	1	See "Airline Fittings and Hoses" on page P37
7	G10806501	1	Air Closing Wheel Harness, 480"
8	G10806502	1	Air Closing Wheel Harness, 48"
9	---	1	See "Airline Fittings and Hoses" on page P37
10	---	---	---
11	GD18010	3	Tee, 3/8" Tube Union
12	G10829201	1	Air Valve Bracket
13	GD19639	2	U-Bolt, 4 1/2" x 3/8"-16
14	G11387	4	Flat Washer, 3/8" SAE
15	G10108	4	Lock Nut, 3/8"-16
16	G10813601	2	See "Air Valve Assembly" on page P36
17	G10657901	1	Adapter Tee, 3/8" PTC x 1/4" NPT
18	GD17143	1	Swivel Elbow, 1/4" NPT x 3/8"
19	G10816001	1	See "Air Pressure Regulator Assembly" on page P37
20	G10020	4	Hex Head Cap Screw, 1/4"-20 x 5/8"
21	G11385	4	Flat Washer, 1/4" SAE

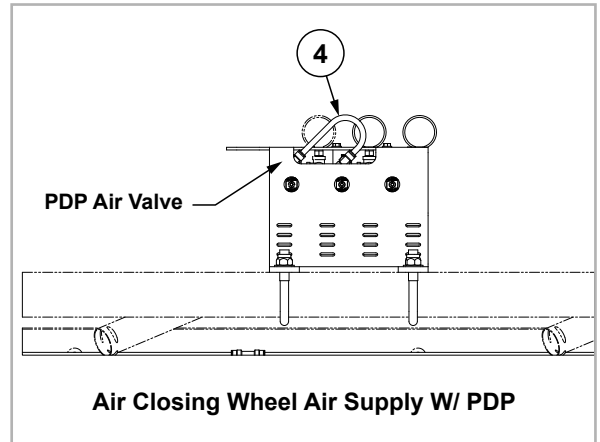
(108131)



Air Closing Wheel Air Supply W/Yetter Hydraulic Compressor and No PDP



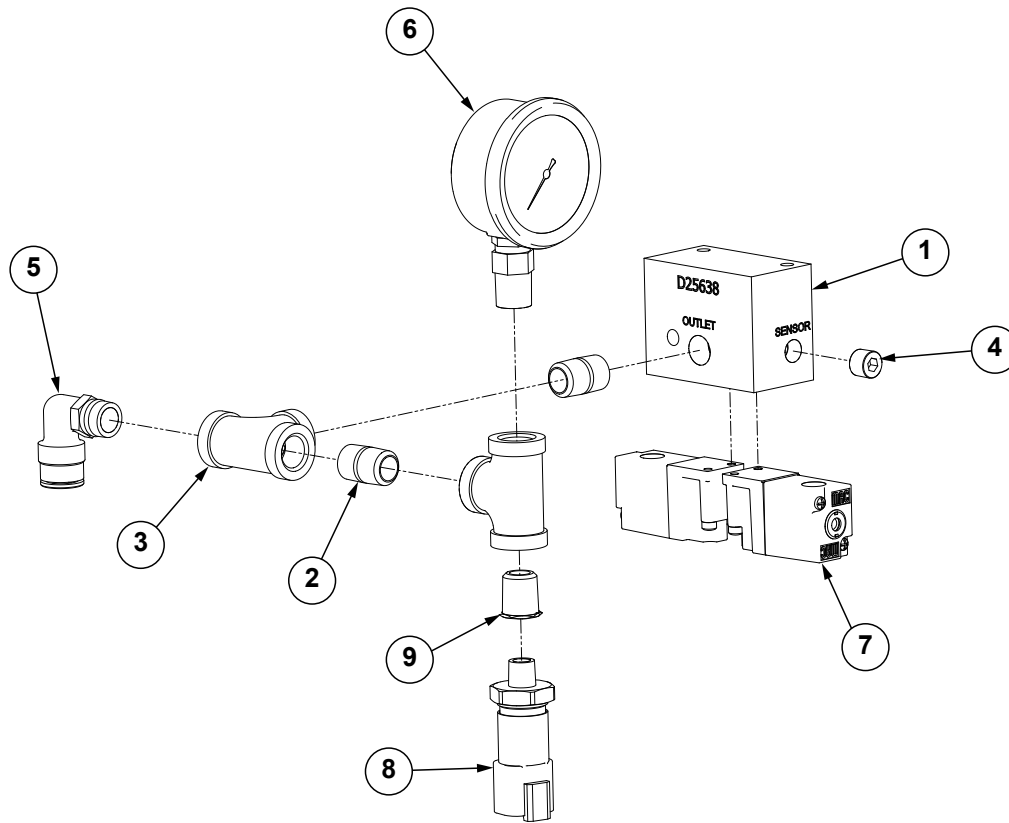
Air Closing Wheel Air Supply W/Electric Compressor and No PDP



Air Closing Wheel Air Supply W/ PDP

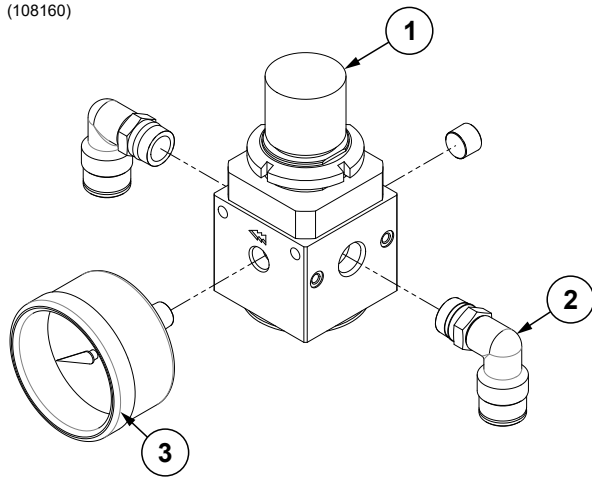
ITEM	PART NO.	QTY.	DESCRIPTION
1	G11385	4	Flat Washer, 1/4" SAE
2	---	1	See "Airline Fittings and Hoses" on page P37
3	---	1	See "Airline Fittings and Hoses" on page P37
4	---	1	See "Airline Fittings and Hoses" on page P37
5	G10020	4	Hex Head Cap Screw, 1/4"-20 x 5/8"
6	---	1	See "Airline Fittings and Hoses" on page P37
7	G10806501	1	Air Closing Wheel Harness, 480"
8	G10806502	1	Air Closing Wheel Harness, 48"
9	---	1	See "Air Pressure Regulator Assembly" on page P37
10	GD17143	1	Swivel Elbow, 1/4" NPT x 3/8"
11	G10657901	1	Adapter Tee, 3/8" PTC x 1/4" NPT
12	G10813701	1	Air Valve Mount
13	G10107	4	Lock Nut, 5/8"-11
14	G11391	4	Flat Washer, 5/8" SAE
15	GD25914	2	U-Bolt, 7" x 3" x 5/8"-11
16	---	2	See "Air Valve Assembly" on page P36

(108136)



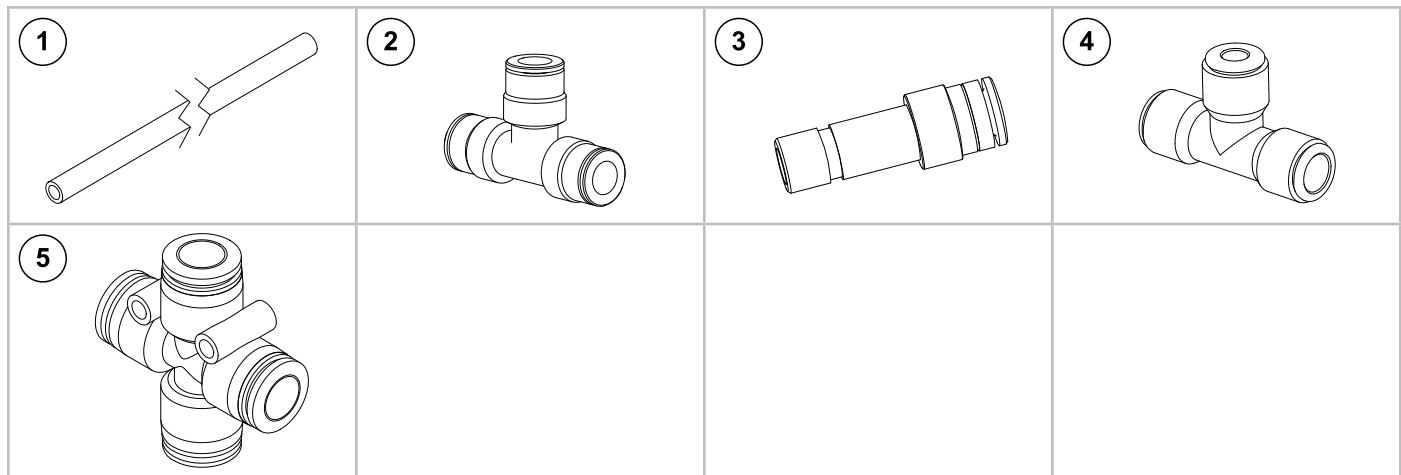
ITEM	PART NO.	QTY.	DESCRIPTION
1	GD25638	1	DF Block
2	GD18081	2	Close Nipple, 1/4" NPT
3	GD19237	2	Tee, 1/4" NPT
4	GD19079	1	Plug, 1/8" NPT
5	GD17143	1	Swivel Elbow, 1/4" NPT x 3/8"
6	GA21405	1	Pressure Gauge, 1/4" NPT
7	GA20370	2	12 VDC Air Valve
8	GA14804	1	Pressure Sensor (0-120 PSI)
9	G10506401	1	Reducer, 1/4"-18 x 1/8"-27 NPT
10	GD19811	1	4 Pin Receptacle, Black
11	GD12557	4	Male 20-18 AWG Terminal Pin
12	GD12558	4	Cable Seal, 18-16 AWG

(108160)



ITEM	PART NO.	QTY.	DESCRIPTION
1	G10792901	1	Pressure Regulator
2	GD17143	2	Swivel Elbow, 1/4" NPT x 3/8"
3	G10776801	1	Air Pressure Gauge, 0-160 PSI

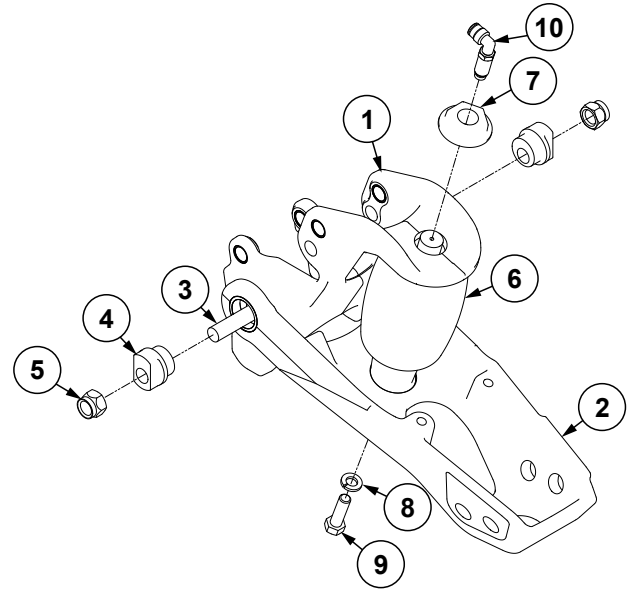
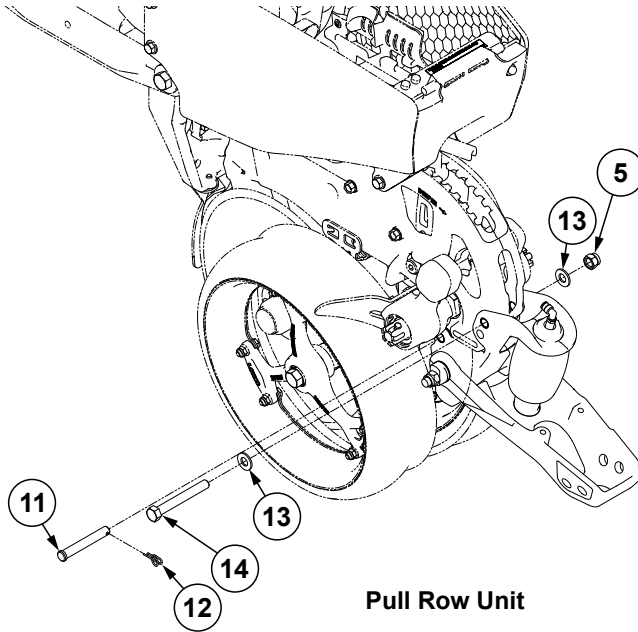
Airline Fittings and Hoses



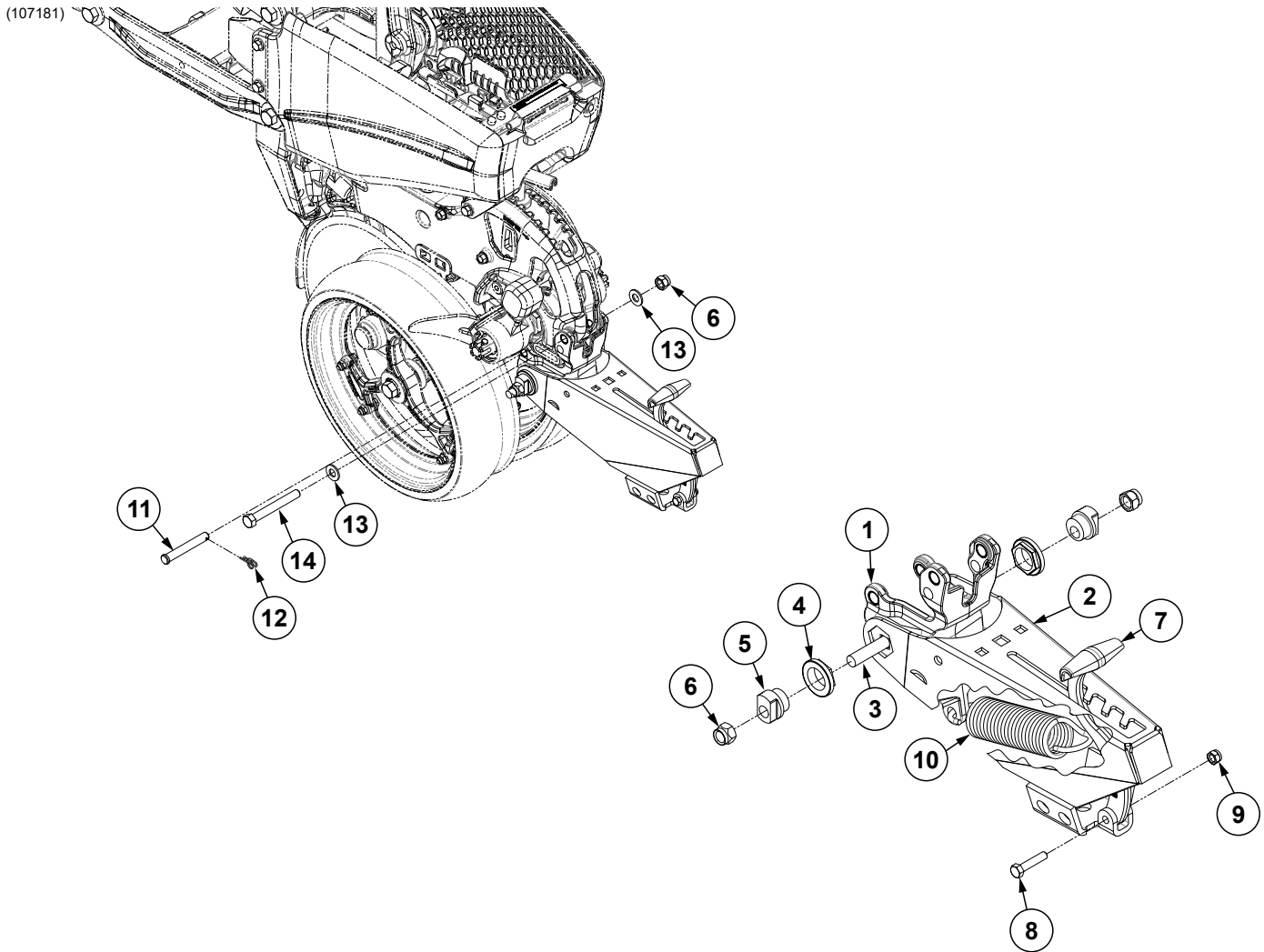
ITEM	PART NO.	QTY.	DESCRIPTION
1	G10829507	1	White Tubing, 3/8" O.D. x 500'
	G10829407	1	Grey Tubing, 3/8" O.D. x 500'
	GD17151-21	1	Blue Tubing, 1/4 O.D. x 250'
	G10829307	1	Purple Tubing, 3/8" O.D. x 500'
	GD17150-00	1	Blue Tubing, 3/8" O.D. x 250'
	G10658001	1	Brown Tubing 3/8" O.D. x 500'
	G10609001	1	Black Tubing, 3/8" O.D. x 500'
	2	GD18010	3
3	GD18796	4	Reducer, 3/8" To 1/4"
4	GD26110	-	Reducing Tee, 3/8" x 1/4" x 3/8"
5	G10605801	4	PTC Cross Adapter, 3/8"

(107182)

[See "Airline Fittings and Hoses" on page P37](#)



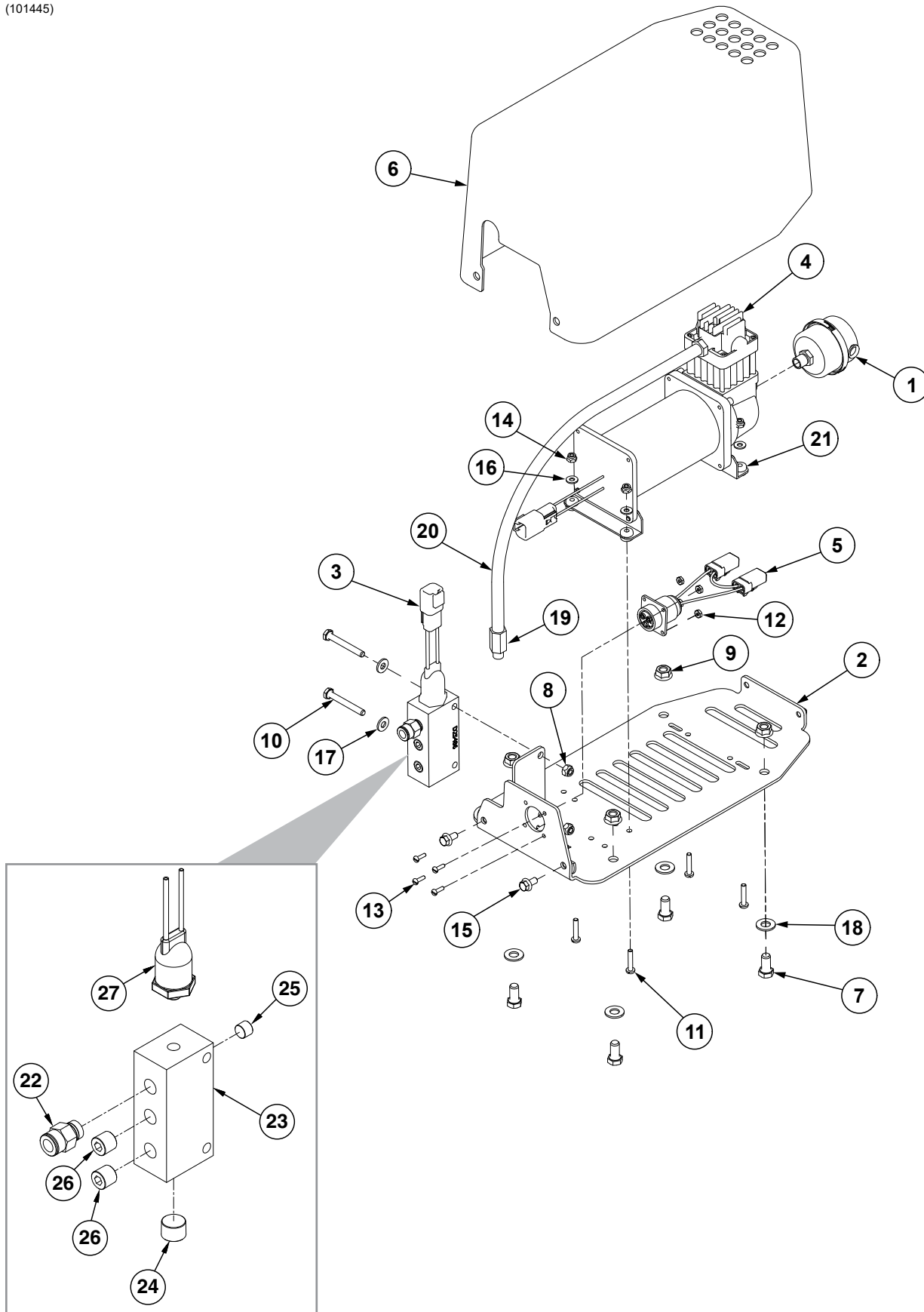
ITEM	PART NO.	QTY.	DESCRIPTION
1	G10704101 G10635001	1	Air Adjust Closing Wheel Mount Assembly Bushing, .625 O.D. x .515" I.D. x .438" (Included W/G10704101)
2	G10704201 G10635101	1	Air Adjust Closing Wheel Arm Assembly Bushing, 1.25" O.D. x 1" I.D. x .375" (Included W/G10704201)
3	G11419	2	Carriage Bolt, 1/2"-13 x 2 1/4"
4	GB0239	2	Eccentric Bushing
5	G10111	4	Lock Nut, 1/2"-13
6	G10506101	1	Air Adjust Closing Wheel Air Bag
7	GB0397	1	Shoulder Nut, 3/4"-16
8	G10229	1	Lock Washer, 3/8"
9	G10004	1	Hex Head Cap Screw, 3/8"-16 x 1 1/4"
10	GD19298	1	1/4" Male Swivel Elbow, Extended
11	G10523901	-	Clevis Pin, 1/2" x 3 1/2"
12	G10745301	-	Locking Cotter Pin, 5/64" x 1/2"
13	G11389	4	Flat Washer, 1/2" Plated SAE
14	G10035	2	Hex Head Cap Screw, 1/2"-13 x 4"



ITEM	PART NO.	QTY.	DESCRIPTION
1	G10704001	1	Closing Wheel Spring Mount Assembly
	G10635001	-	Bushing, .625 O.D. x .515" I.D. x .438" (Included W/G10704001)
2	GA15197	1	Closing Wheel Arm
3	G11419	2	Carriage Bolt, 1/2"-13 x 2 1/4"
4	GB0282	2	Stepped Bushing
5	GB0239	2	Eccentric Bushing
6	G10111	3	Lock Nut, 1/2"-13
7	GB0254	1	Lever
8	G10133	1	Hex Head Cap Screw, 5/16"-18 x 1 1/2"
9	G10109	1	Lock Nut, 5/16"-18, Grade 8
10	GD8460	1	Spring
11	G10523901	1	Clevis Pin, 1/2" x 3 1/2"
12	G10745301	1	Locking Cotter Pin, 5/64" x 1/2"
13	G11389	2	Flat Washer, 1/2" Plated SAE
14	G10035	1	Hex Head Cap Screw, 1/2"-13 x 4"

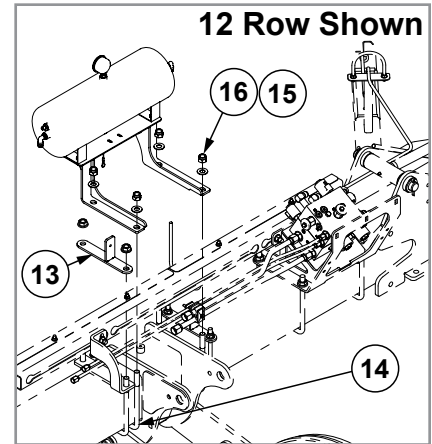
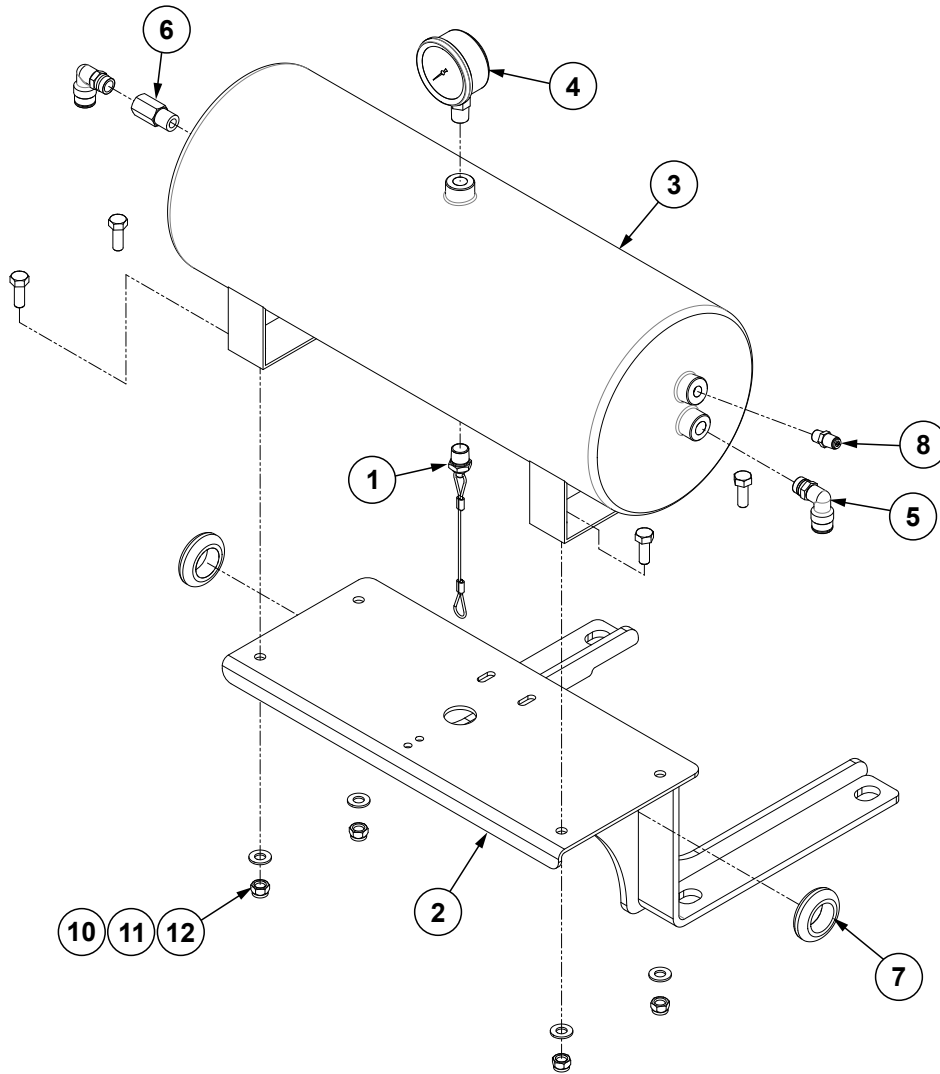
This page left blank intentionally.

(101445)



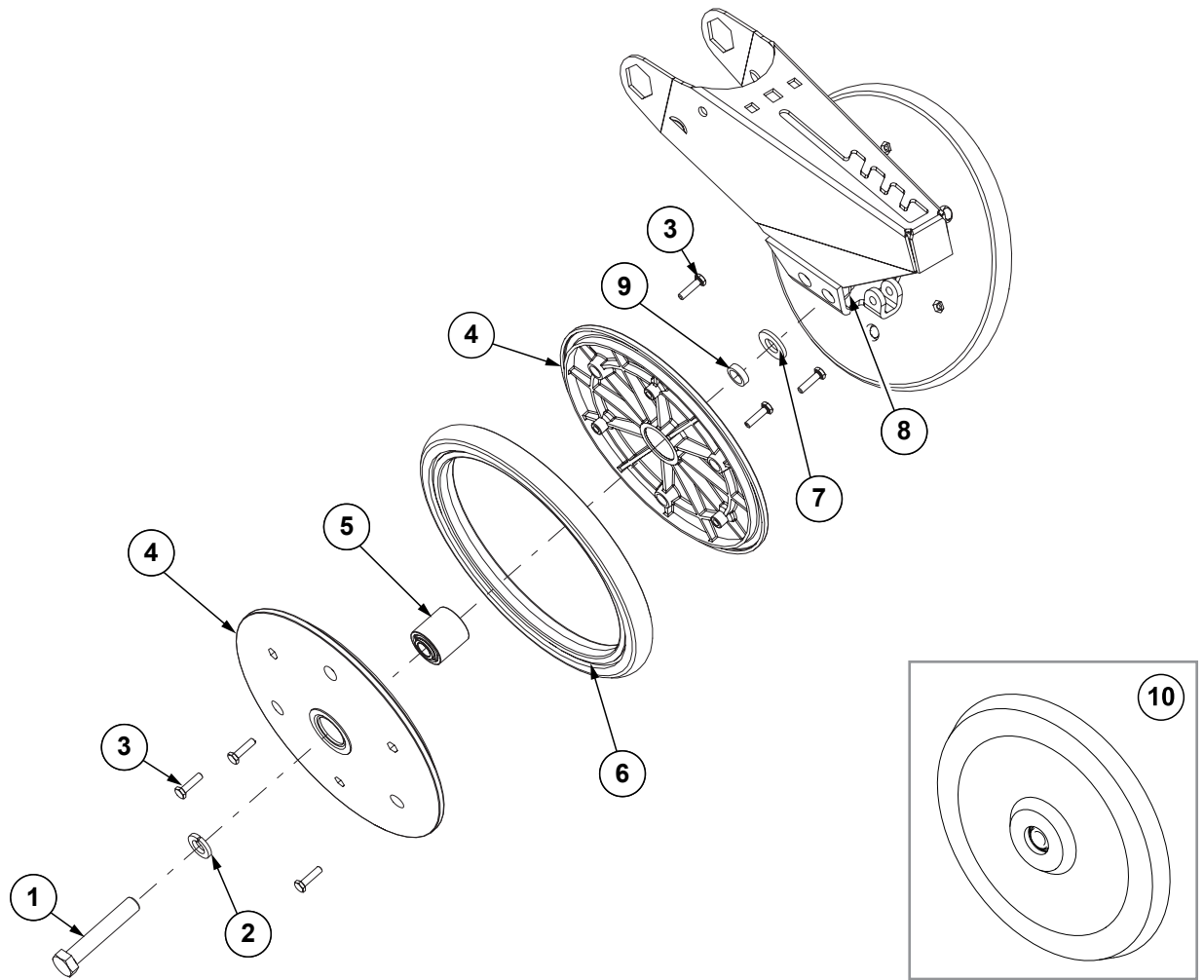
ITEM	PART NO.	QTY.	DESCRIPTION
1	GA14127	1	Filter Assembly
	GR1943	-	Filter Element Replacement (Included W/GA14127)
2	GA17623	1	12V Electric Compressor Mount
3	GA17994	1	Compressor Manifold (Items 22-27)
4	GA18212	1	12V Air Pump W/Connector
5	GA18482	1	Air Compressor Harness
6	GB0766	1	Compressor Cover
7	G10002	4	Hex Head Cap Screw, 3/8"-16 x 3/4"
8	G10110	2	Lock Nut, 1/4"-20, Grade B
9	G10622	4	Serrated Flange Nut, 3/8"-16
10	G10638	2	Hex Head Cap Screw, 1/4"-20 x 2"
11	G10904	4	Slotted Phillips Head Machine Screw, 10-32 x 1", Grade 1
12	G10949	4	Hex Nut, #6-32, Grade 1
13	G10950	4	Slotted Phillips Head Machine Screw, 6-32 x 1/2", Grade 1
14	G11206	4	Lock Nut, No. 10-32
15	G11356	2	Hex Socket Flange Cap Screw, 1/4"-20 x 1/2"
16	G11382	4	Washer, No. 10 SAE
17	G11385	2	Flat Washer, 1/4" SAE
18	G11387	4	Flat Washer, 3/8" SAE
19	GR1921	-	Check Valve
20	GR1951	-	Leader Hose W/Out Check Valve
21	GR2233	1	Vibration Isolator Gromet, 4 Pack
22	GD17141	1	Connector, 1/4" Male NPT (Included W/GA17994)
23	GD25486	1	Manifold Block (Included W/GA17994)
24	GD26387	1	Plug, 3/8" NPT (Included W/GA17994)
25	GD26386	1	Plug, 1/8" NPT (Included W/GA17994)
26	GD26070	2	Plug, 1/4" NPT (Included W/GA17994)
27	GA18211	1	Air Pump Pressure Switch W/Connector (Included W/GA17994)
	GD26069	-	Pressure Switch (Included W/GA18211)

(108120/108074)



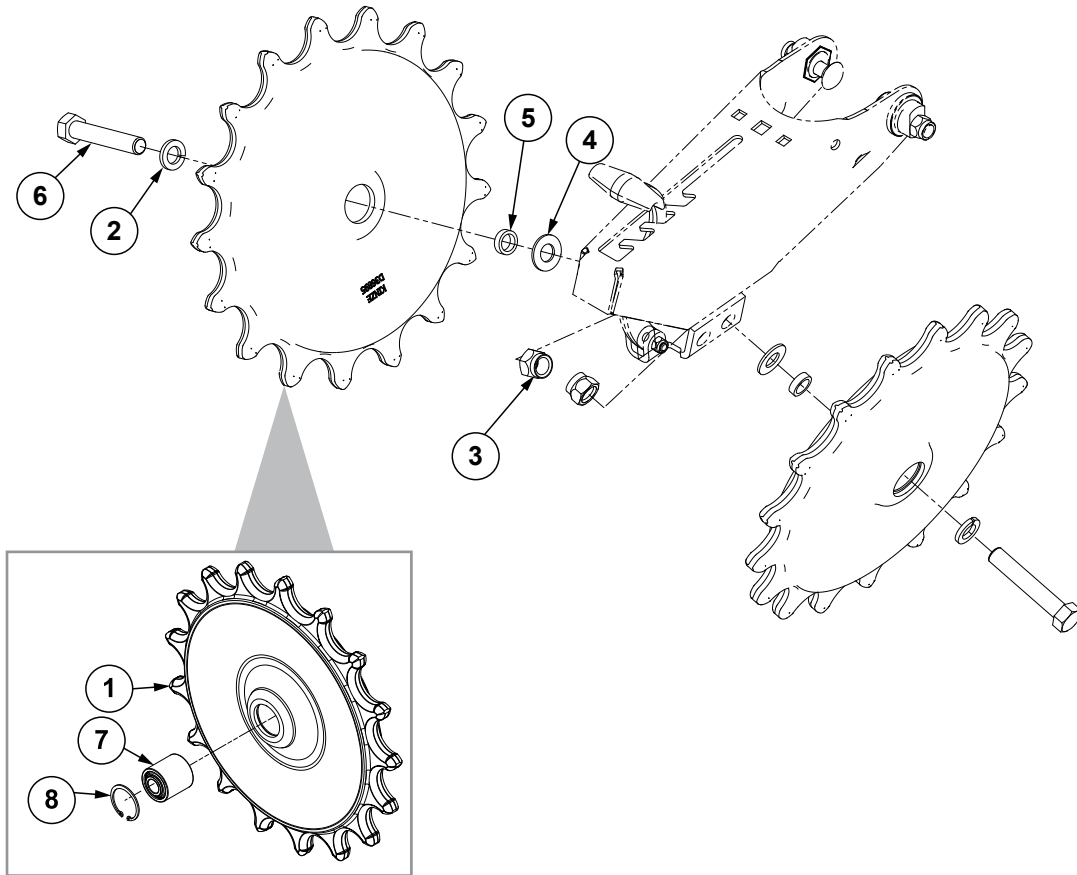
ITEM	PART NO.	QTY.	DESCRIPTION
1	GA11991	1	Drain, 1/4" NPT
2	GA17573	1	Air Tank Mount
3	GA11988	1	Tank, 3 Gallon
4	GA21405	1	Pressure Gauge, 1/4" NPT
5	GD17143	2	Swivel Elbow, 1/4" NPT x 3/8"
6	GR1921	1	Check Valve
7	GD22200	2	Grommet, 1"
8	GA11989	1	Valve Stem, 1/8" NPT
9	---	---	---
10	G10991	4	Hex Head Cap Screw, 5/16"-18 x 7/8"
11	G11386	4	Flat Washer, 5/16" SAE
12	G10109	4	Lock Nut, 5/16"-18
13	G10812701	1	Tube Mount
14	GD1114	2	U-Bolt, 7" x 7" x 5/8"-11, 12 Row and 16 Row
	GD25914	-	U-Bolt, 7" x 3" x 5/8"-11, 24 Row
15	G11391	4	Flat Washer, 5/8" SAE
16	G10107	4	Lock Nut, 5/8"-11

(IP1670)



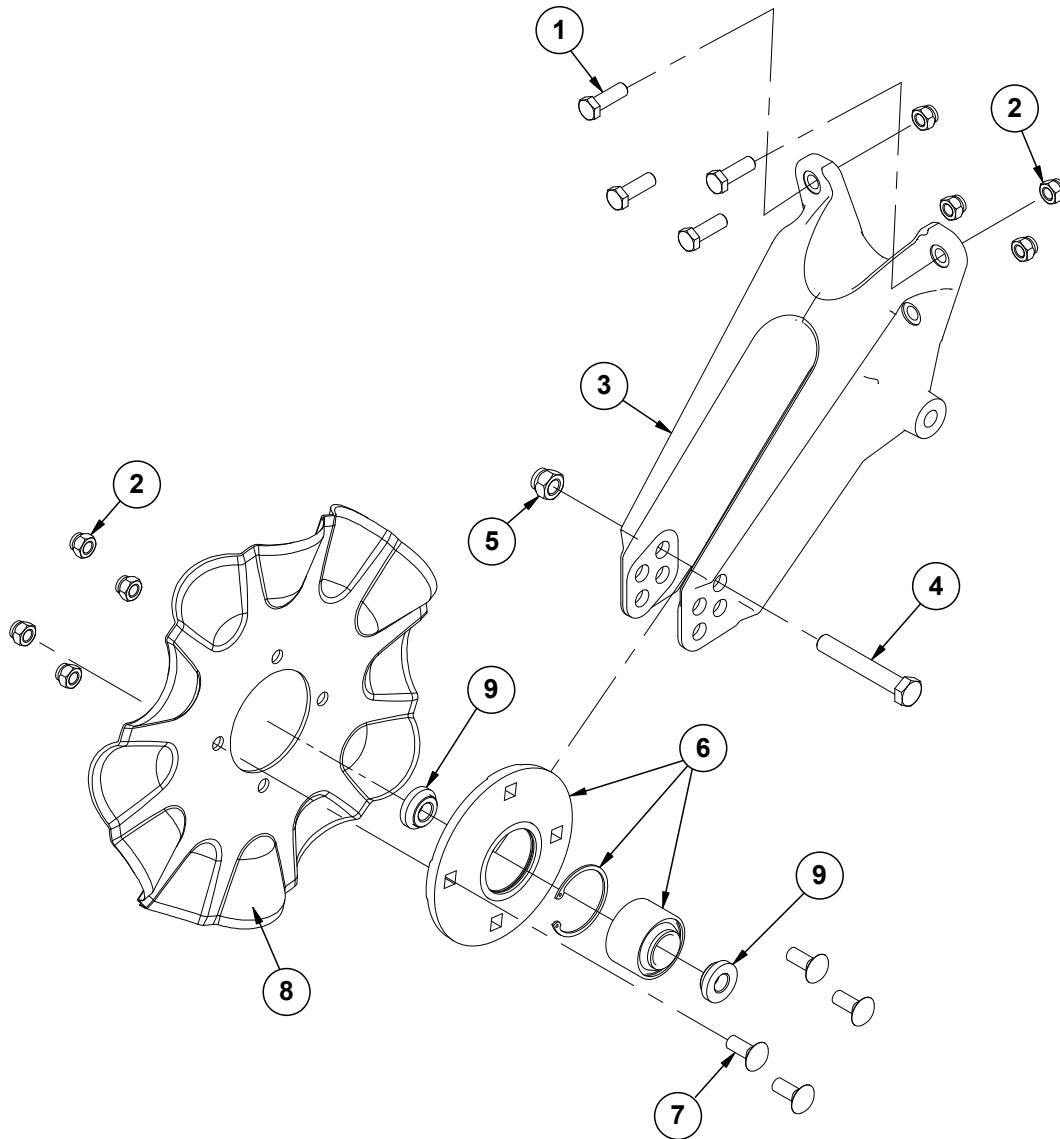
ITEM	PART NO.	QTY. (Per Row)	DESCRIPTION
1	G10013	2	Hex Head Cap Screw, 5/8"-11 x 3 1/2"
2	G10230	2	Lock Washer, 5/8"
3	G10064	12	Hex Head Cap Screw, 1/4"-20 x 1"
4	GD9120	4	Nylon Half Wheel
5	GA6171	2	Bearing
6	GD1085	2	Rubber Tire, 1" x 12"
7	G11391	2	Flat Washer, 5/8" SAE
8	G10107	2	Lock Nut, 5/8"-11
9	GD1109	2	Bushing, 4 1/64" I.D. x 7/8" O.D. x 1/4" Long
10	GA6597	1	Cast Iron Closing Wheel W/Bearing
	GA6171	1	Bearing
A	GA6434	-	Rubber Closing Wheel Complete W/Bearing (Items 3-6)

(101417)

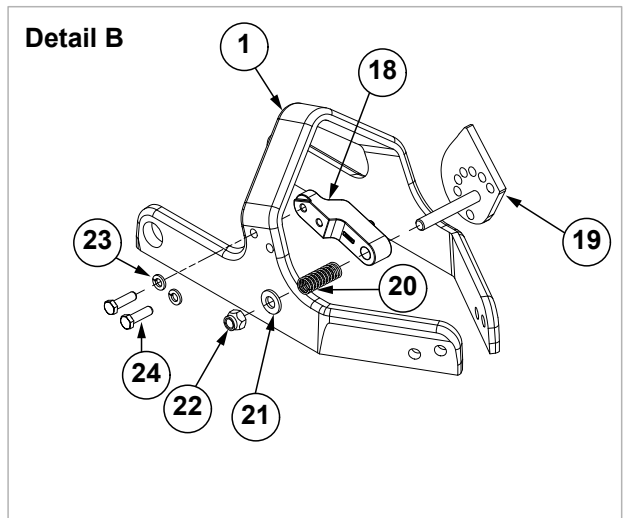
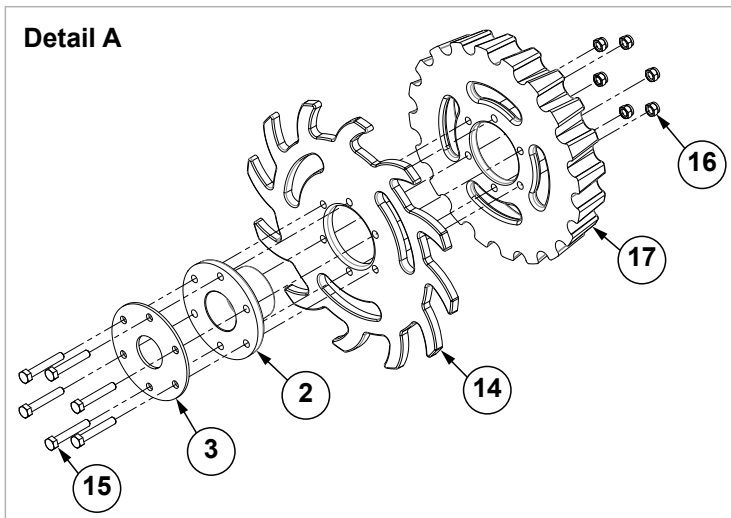
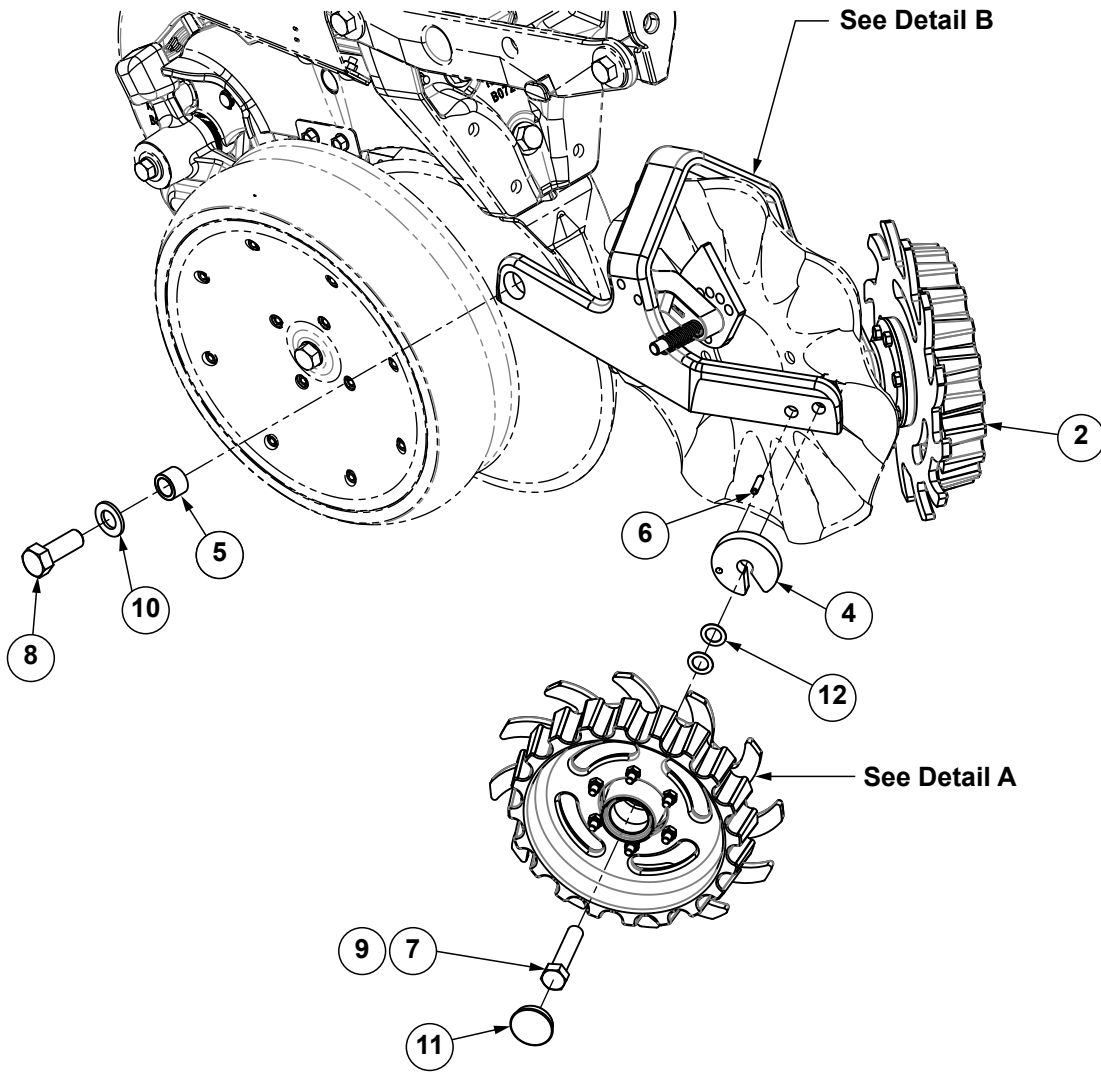


ITEM	PART NO.	QTY. (Per Row)	DESCRIPTION
1	GD36895	1	Spiked Closing Wheel
2	G10230	2	Lock Washer, 5/8"
3	G10107	2	Lock Nut, 5/8"-11
4	G11391	2	Flat Washer, 5/8" SAE
5	GD1109	2	Bushing, 4 1/4" I.D. x 7/8" O.D. x 1/4" Long
6	G10013	2	Hex Head Cap Screw, 5/8"-11 x 3 1/2"
7	GA6171	2	Bearing
8	G11862	1	Internal Retaining Ring
A	GA26958	-	Spiked Closing Wheel Complete W/Bearing (Items 2-6)

(A17818)

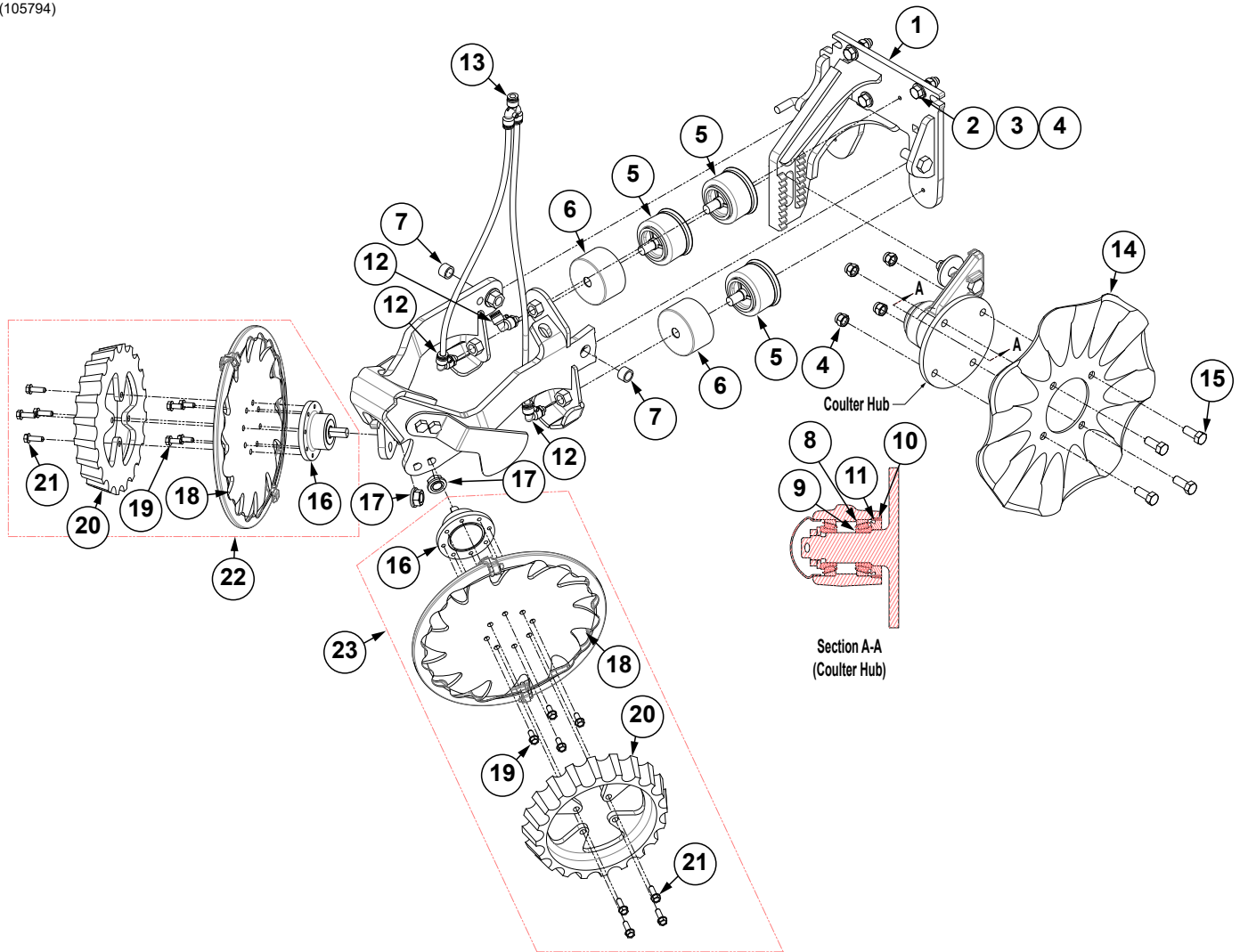


ITEM	PART NO.	QTY. (Per Row)	DESCRIPTION
1	G10039	4	Hex Head Cap Screw, 1/2"-13 x 1 3/4"
2	G10111	8	Lock Nut, 1/2"-13
3	GD25519	1	No-Till Coulters Arm
4	G10036	1	Hex Head Cap Screw, 5/8"-11 x 4"
5	G10107	1	Lock Nut, 5/8"-11
6	GA8641	1	Hub W/Bearing and Retaining Ring
	GA8603	1	Bearing, Double Row (Included W/GA8641)
	GD19292	1	Retaining Ring, 2 7/16" (Included W/GA8641)
7	G10636	4	Carriage Bolt, 1/2"-13 x 1 1/2"
8	GD7803	1	Disc Blade, Fluted, 1", 8 Flutes
	GD7804	-	Disc Blade, Bubbled, 1"
	GD9254	-	Disc Blade, Fluted, 3/4", 13 Flutes (Shown)
	G10901301	-	Disc Blade, Fluted, 5/16", 25 Waves
9	GD11677	2	Adapter



ITEM	PART NO.	QTY. (Per Row)	DESCRIPTION
1	GB0464	1	Residue Wheel Mount
2	GA5654	2	Hub W/Bearings
	GA2014	-	Bearing (Included W/GA5654)
3	GD9724	1	Backing Plate
4	GD11784	2	Weed Guard
5	GB0383	2	Bushing, 1 1/8" O.D. x 25/32" I.D. x 3/4" Long
6	G10765	2	Spring Pin, 1/4" x 1"
7	G10010	2	Hex Head Cap Screw, 5/8"-11 x 3"
8	G10026	2	Hex Head Cap Screw, 3/4"-10 x 2"
9	G10503	2	Hex Jam Nut, 5/8"-11, Grade 2
10	G11392	2	Flat Washer, 3/4" SAE
11	GD1132	2	Dust Cap
12	GD30725	4	Machine Bushing, 5/8" (.030" Thick)
13	---	---	---
14	GB0387	1	Wheel, 12 Tine, 3/8" x 12"
15	G10041	6	Hex Head Cap Screw, 5/16"-18 x 2"
16	G10109	6	Lock Nut, 5/16"-18, Grade 8
17	G10427101	1	Row Cleaner Floater
18	GD26973	1	Cam Locking Pin
19	GA27038	1	Cam
20	GD10519	1	Spring
21	G11389	1	Flat Washer, 1/2" Plated SAE
22	G10974	1	Lock Nut W/Nylon Insert, 1/2"-13
23	G10229	2	Lock Washer, 3/8"
24	G10004	2	Hex Head Cap Screw, 3/8"-16 x 1 1/4"
A	G10652801	1	L.H. Residue Wheel (Items 2-3 and 14-17)
B	G10652901	1	R.H. Residue Wheel (Items 2-3 and 14-17)

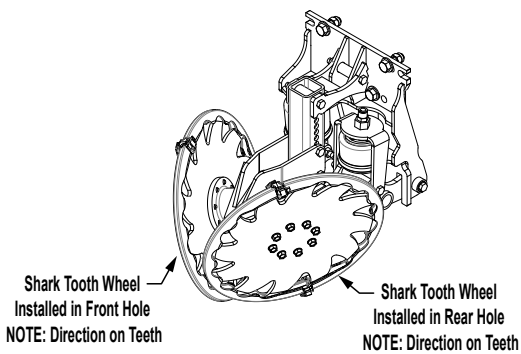
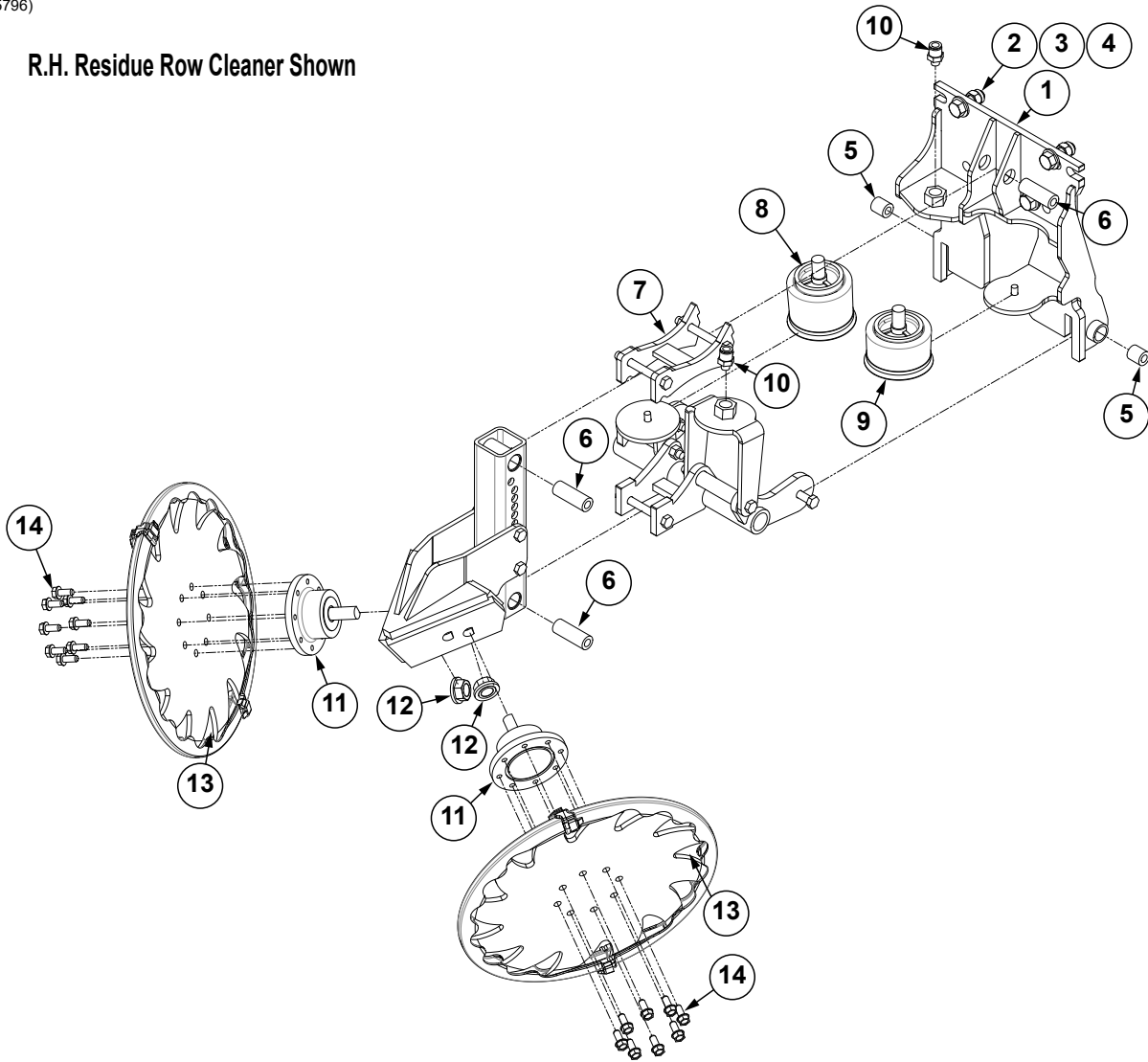
(105794)



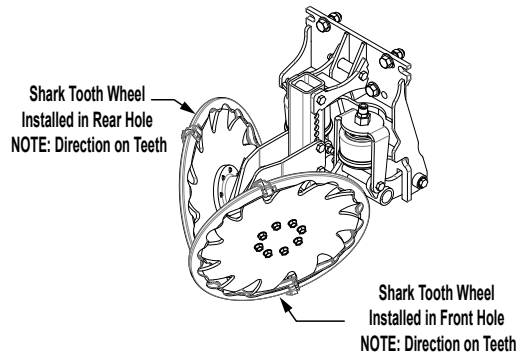
ITEM	PART NO.	QTY.	DESCRIPTION
1	G10606401	1	Pneumatic Residue Cleaner Combo Sub-Assembly
2	G10039	3	Hex Head Cap Screw, ½"-13 x 1¼"
3	G11389	3	Flat Washer, ½" Plated SAE
4	G10111	7	Lock Nut, ½"-13
5	G10793201	3	Short Air Bag
6	G10793001	2	Air Bag Shield
7	G10778401	2	Bushing
8	G10791801	2	Bearing Cup
9	G10791901	2	Coulter Bearing
10	G10792001	1	Wheel Bearing Cup Seal
11	G10792101	1	Coulter Seal
12	G10579101	3	Adapter, 90°
13	G10579001	1	Adapter
14	GD9254	1	Disc Blade, Fluted, ¾", 13 Flutes
15	G10037	4	Hex Head Cap Screw, ½"-13 X 1¼"
16	G10578601	2	8-Bolt Hub w/Spindle
17	G11415	2	Serrated Flange Nut, ⅝"-11
18	G10578801	2	Sharktooth Wheel
19	G11539	8	Hex Socket Flange Cap Screw, ⅝"-18 x ¾"
20	G10578501	2	Floater Wheel
21	G11480	8	Hex Socket Flange Cap Screw, ⅝"-18 x 1"
22	G10606501	1	R.H. Residue Wheel Hub/Sharktooth Floater
23	G10606502	1	L.H. Residue Wheel Hub/Sharktooth Floater
A	G10609201	-	Row Cleaner Floater Kit, Includes: (1) Floater Wheel and (4) Hex Socket Flange Cap Screws (NOTE: Order 2 kits per row)

(105796)

R.H. Residue Row Cleaner Shown



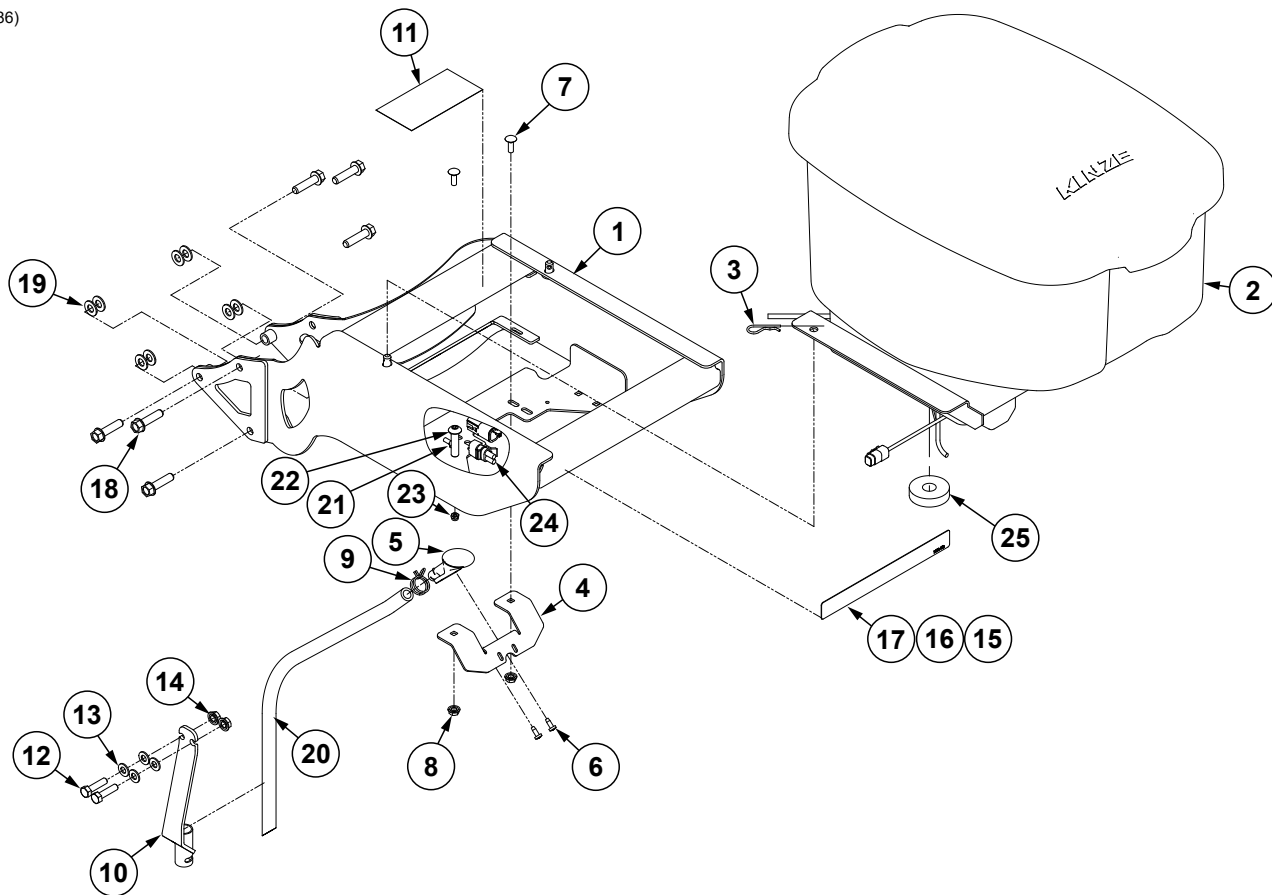
R.H. Residue
Row Cleaner



L.H. Residue
Row Cleaner

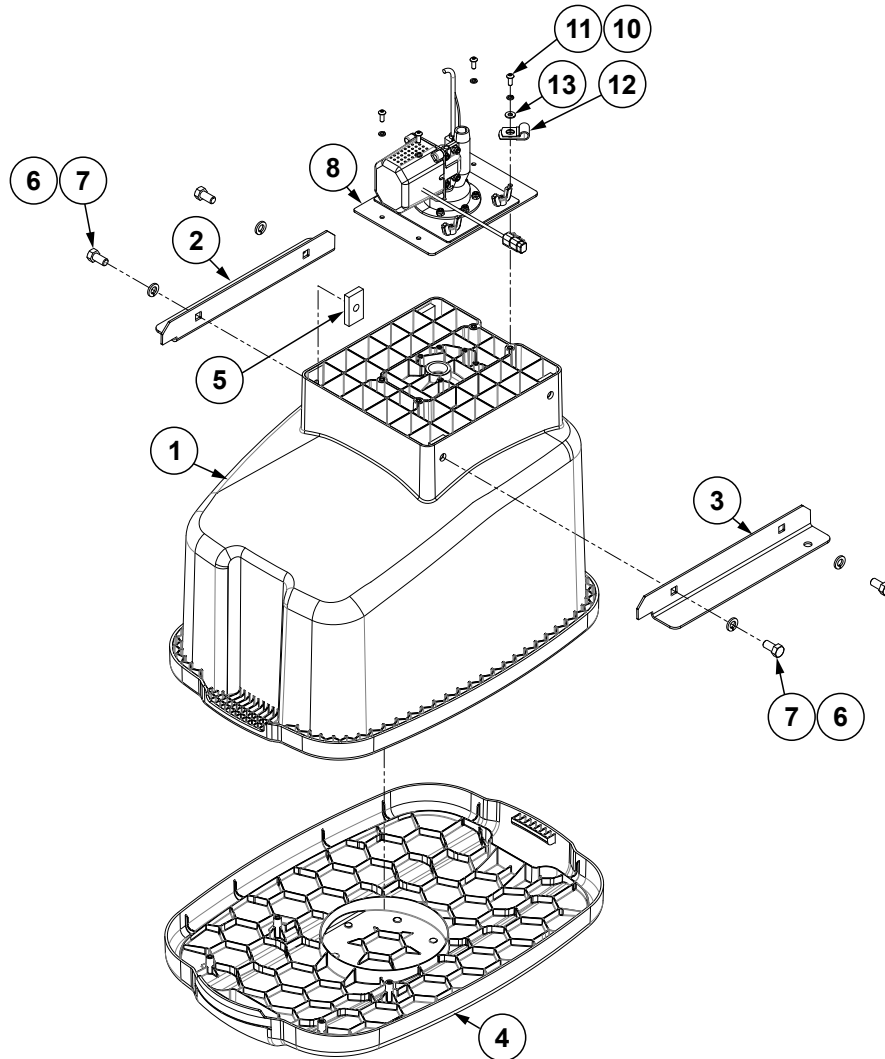
ITEM	PART NO.	QTY.	DESCRIPTION
1	G10793401	1	Residue Manager Mount Plate
2	G10017	3	Hex Head Cap Screw, 1/2"-13 x 1 1/2"
3	G11389	3	Flat Washer, 1/2" Plated SAE
4	G10111	3	Lock Nut, 1/2"-13
5	G10778201	2	Bushing
6	G10778301	3	Bushing
7	G10793301	1	Upper Link
8	G10793101	1	Large Air Bag
9	G10793201	1	Short Air Bag
10	G10578901	2	Adapter
11	G10578701	2	8-Bolt Hub w/Spindle
12	G11415	2	Serrated Flange Nut, 5/8"-11
13	G10578801	2	Sharktooth Wheel
14	G11539	16	Hex Socket Flange Cap Screw, 5/16"-18 x 3/4"

(107186)



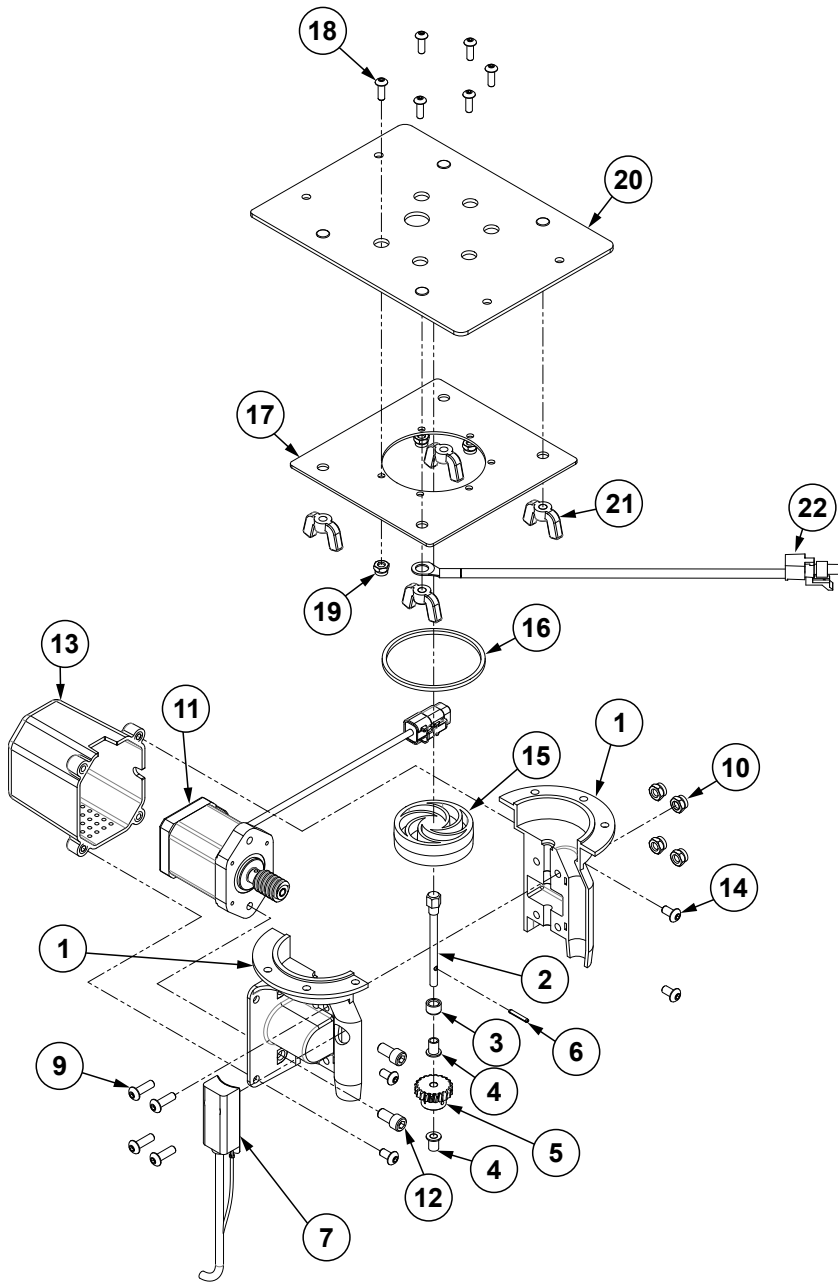
ITEM	PART NO.	QTY.	DESCRIPTION
1	G10979601	1	Granular Chemical Hopper Mount
2	---	1	See "Granular Chemical Hopper" on page P54
3	G10670	2	Hair Pin Clip, No. 3
4	GD26803	1	Bracket
5	GD29493	1	Funnel
6	G10966	2	Phillips Head Self-Tapping Screw, No. 10 x 1/2"
7	G10310	2	Carriage Bolt, 1/4"-20 x 3/4", Grade 2
8	G10621	2	Serrated Flange Nut, 1/4"-20
9	G11209	1	Wire Hose Clamp, 3/4"
10	G10802601	1	In-Furrow Bracket
11	---	---	See "Decals, Paint, and Miscellaneous" on page P357
12	G10171	2	Hex Head Cap Screw, 5/16"-18 x 1 1/4"
13	G11386	4	Flat Washer, 5/16" SAE
14	G10620	2	Serrated Flange Nut, 5/16"-18
15	---	---	See "Decals, Paint, and Miscellaneous" on page P357
16	---	---	See "Decals, Paint, and Miscellaneous" on page P357
17	---	---	See "Decals, Paint, and Miscellaneous" on page P357
18	G11408	6	Hex Serrated Flange Cap Screw, 3/8"-16 x 1 1/2"
19	G11387	8	Flat Washer, 3/8" SAE
20	GD2947	1	Hose, 7/16" x 28"
21	G10213501	1	True Speed ESD Ground Strap Harness
22	GR1292	1	Hex Socket Button Head Cap Screw, No. 8-32 x 1/2"
23	G11202	1	Lock Nut W/Nylon Insert, No. 8-32, Stainless Steel
24	GA22522	1	Insecticide Harness
25	G10979901	1	Foam Plug

(108019)



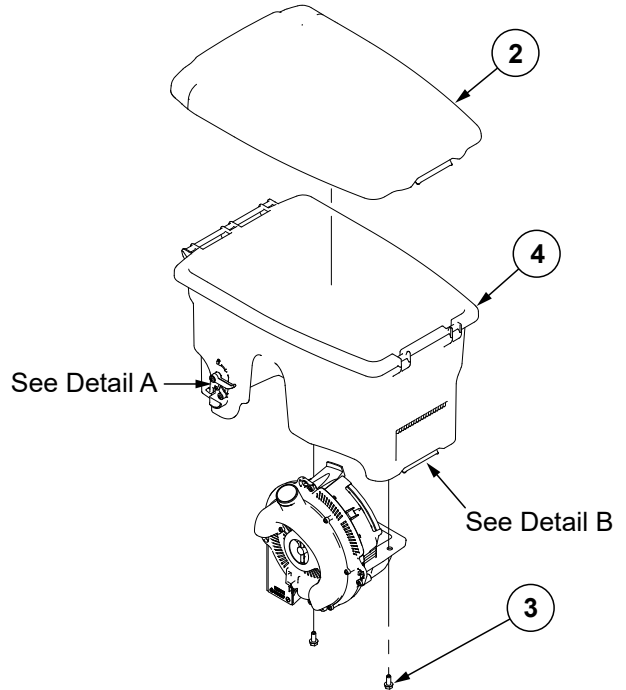
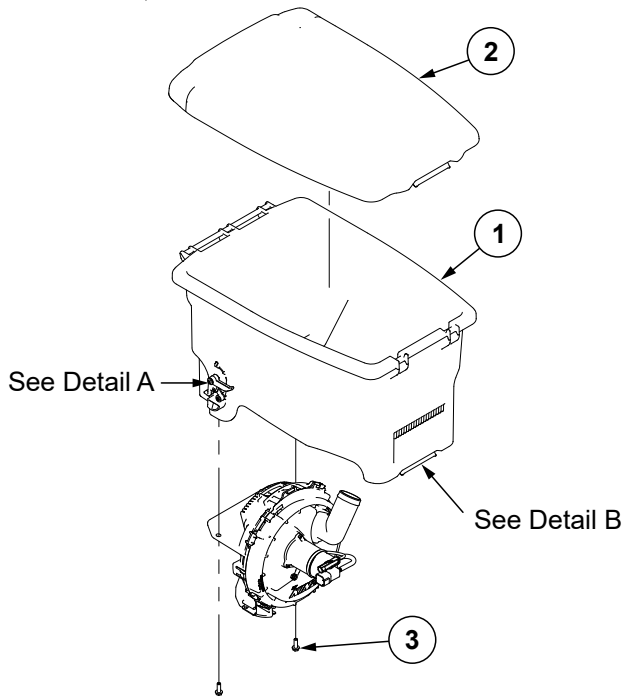
ITEM	PART NO.	QTY.	DESCRIPTION
1	GA17775	1	Chemical Hopper
2	GD23802	1	R.H. Hopper Support
3	GD23803	1	L.H. Hopper Support
4	GA17454	1	Hopper Lid
5	GD11424	4	Block
6	G10229	4	Lock Washer, 3/8"
7	G10002	4	Hex Head Cap Screw, 3/8"-16 x 3/4"
8	---	1	See "Granular Chemical Meter Assembly" on page P55
9	---	---	---
10	G10257	4	Lock Washer, No. 10
11	G11281	4	Hex Button Head Cap Screw, 10-24 x 1/2"
12	GD6291	1	Insulated Clamp, 3/8"
13	G10243	1	Washer, No. 10 SAE

(108018)

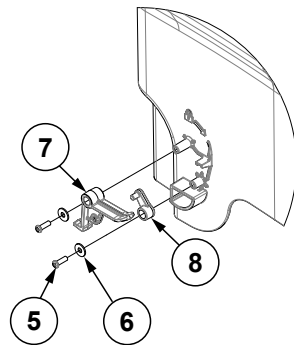


ITEM	PART NO.	QTY.	DESCRIPTION
1	GD22693	1	L.H. Insecticide Housing
	GD22694	-	R.H. Insecticide Housing
2	GD29491	1	Drive Shaft
3	GD22695	1	Bearing Sleeve, 3/8" O.D. x 1/4" I.D. x 1/4"
4	GD22696	2	Flange Bearing, 1/4" O.D. x 3/16" I.D. x 3/8"
5	GD29492	1	Gear
6	G11687	1	Spring Slot Pin
7	GA24364	1	Flow Sensor
8	---	---	---
9	G11447	4	Hex Button Head Cap Screw, #10-24 x 5/8"
10	G11445	4	Hex Locknut, #10-24
11	GA15473	1	Step Motor, 3.5 AMP
12	G10260	2	Hex Socket Head Cap Screw, 1/4"-20 x 1/2"
13	GB0577	1	Motor Cover
14	G10261	4	Hex Button Head Cap Screw, #10-32 x 3/8"
15	GB0579	1	Insecticide Impeller
16	GD28515	1	O-Ring
17	GD27021	1	Submount Plate
18	GR1292	6	Hex Socket Button Head Cap Screw, No. 8-32 x 1/2"
19	G11202	6	Lock Nut W/Nylon Insert, No. 8-32, Stainless Steel
20	GA18814	1	Insecticide Mount
21	G10531	4	Wing Nut W/Nylon Insert, 1/4"-20
22	G10213602	1	True Speed ESD Ground Strap Harness

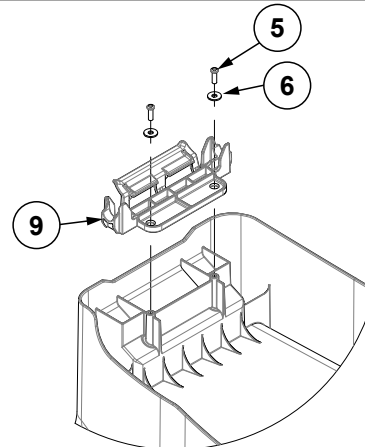
(108927/108928/108929)



Detail A

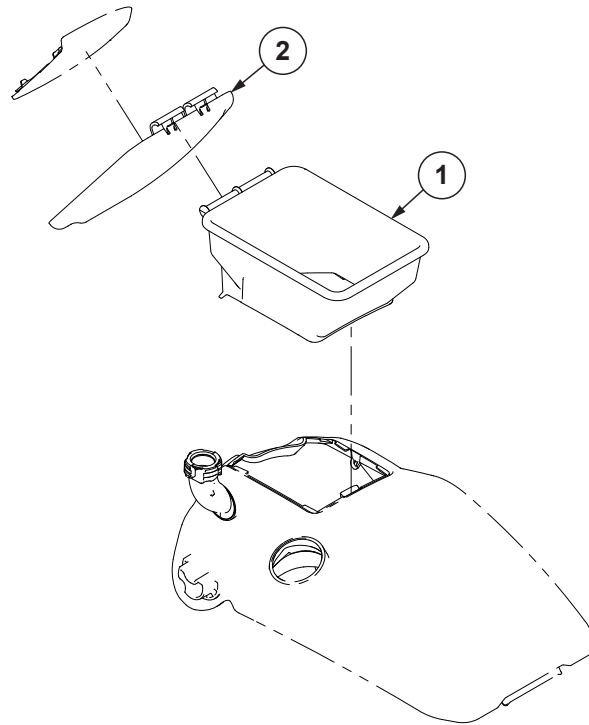


Detail B



ITEM	PART NO.	QTY.	DESCRIPTION
1	G10893101	1	True Speed Hopper, 0.8 Bu
	G10893901	-	Threaded Insert, 1/4"-20
2	G10893501	1	Hopper Lid Assembly
	GB0760	-	Lid Hook (Included W/G10893501)
	G11063101	-	Hopper Latch, Black (Included W/G10893501)
3	G10988	2	Hex Non-Serrated Flange Cap Screw, 1/4"-20 x 3/4"
4	G10893201	1	True Rate Hopper, 0.9 Bu
	GD12561	-	Threaded Insert, 5/16"-18
5	G10701401	6	Torx Pan Head Tapping Screw, 8-18 x 1/2"
6	G11961	6	Flat Washer, No. 8
7	G10893701	2	Hopper Lever, Red
8	G10893801	2	Hopper Lower Link, Red
9	G11063102	1	Hopper Latch, Red

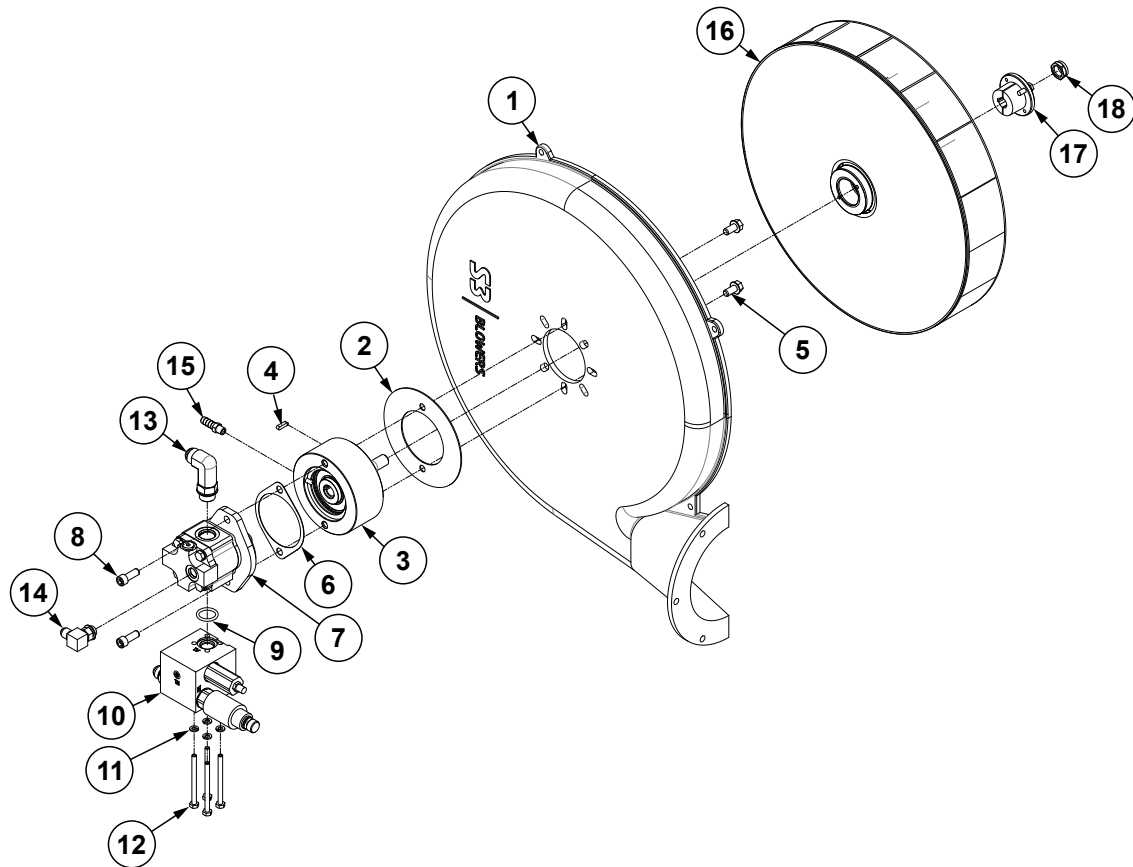
(109218)



ITEM	PART NO.	QTY.	DESCRIPTION
1	G10921601	1	Hopper Extension
2	G10921701	1	Hopper Extension Lid

This page left blank intentionally.

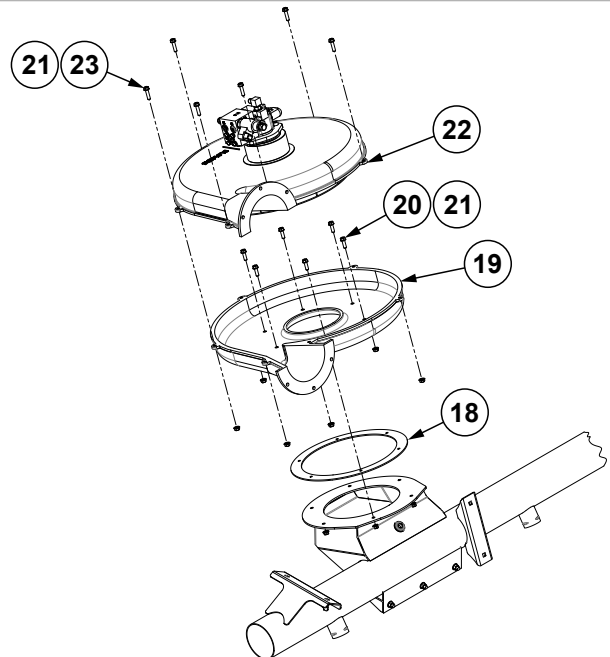
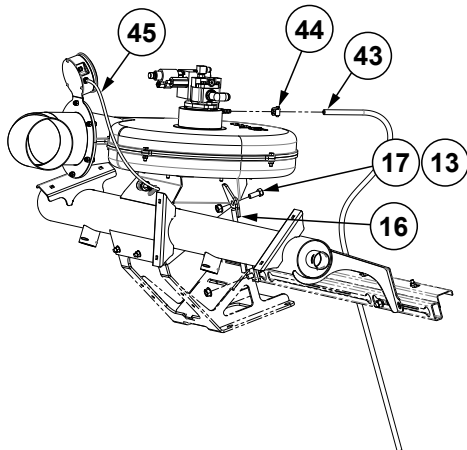
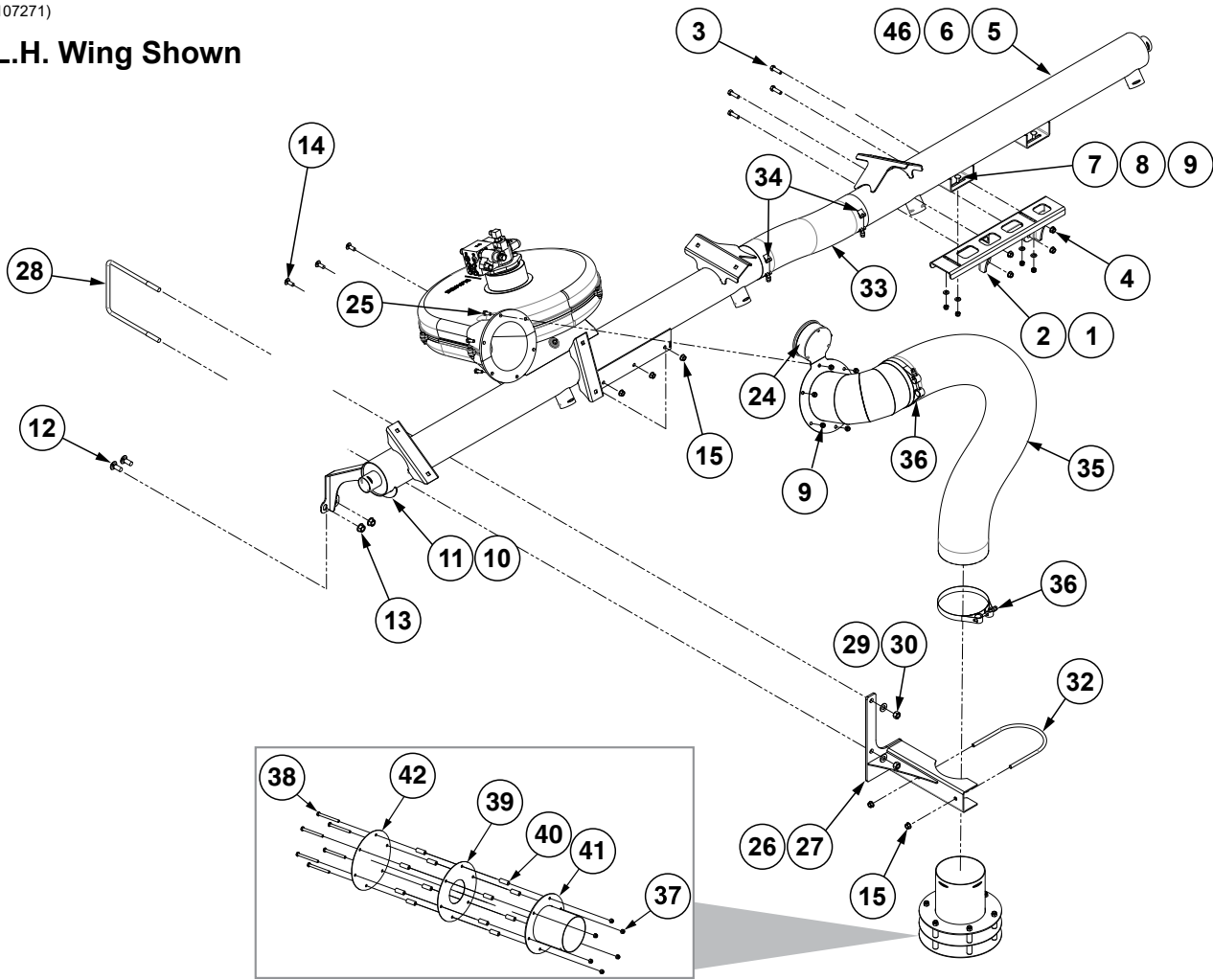
(106446)



ITEM	PART NO.	QTY.	DESCRIPTION
1	G10102301	1	Vacuum Fan Drive Case
2	GD25644	1	Cover Plate
3	G10075001	1	Overhung Load Adaptor
	GD20928	-	Bearing
4	GD21300	1	Key
5	G11123	2	Hex Serrated Flange Cap Screw, $\frac{3}{8}$ "-16 x $\frac{3}{4}$ "
6	GD30882	1	2-Bolt Mount Gasket
7	G10163901	1	Hydraulic Motor, True Rate
	G10164001	---	Hydraulic Motor, True Speed
8	G11261	2	Hex Socket Head Cap Screw, $\frac{3}{8}$ "-16 x 1"
9	GD30262	1	O-Ring, No. 213
10	---	1	See "Vacuum Fan Control Manifold Block Assembly" on page P237
11	G10227	4	Lock Washer, $\frac{1}{4}$ "
12	G10162	4	Hex Head Cap Screw, $\frac{1}{4}$ "-20 x $\frac{3}{4}$ "
13	G6801-L-10	1	Long Elbow W/O-Ring, 90°, $\frac{7}{8}$ "-14 Male JIC To O-Ring
	GR1466	-	O-Ring
14	G6801-06	1	Elbow W/O-Ring, 90°, $\frac{9}{16}$ "-18 Male JIC To O-Ring
	GR1045	-	O-Ring
15	GD35294	1	Hose Barb, $\frac{1}{8}$ "-27 NPTF x $\frac{3}{8}$ "
16	GA21510	1	Impellor
17	GD34103	1	Bushing
18	G11967	1	Nylon Lock Nut, $\frac{5}{8}$ "-11, Grade 8

(107271)

L.H. Wing Shown



Vacuum Manifold, 12 Row

M0321-02

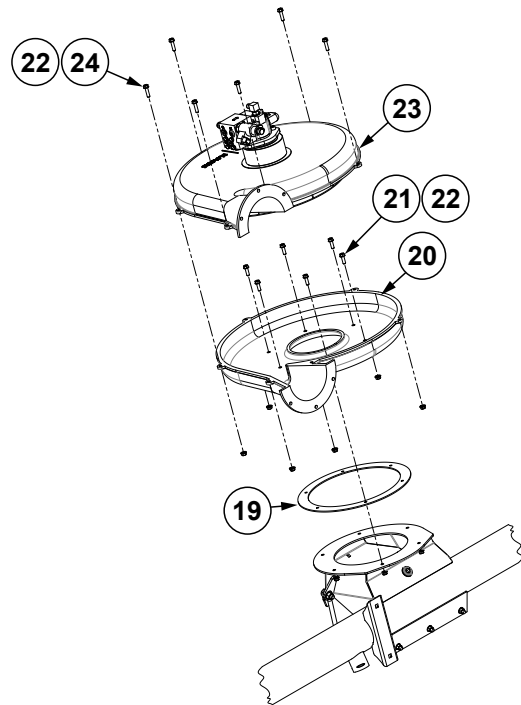
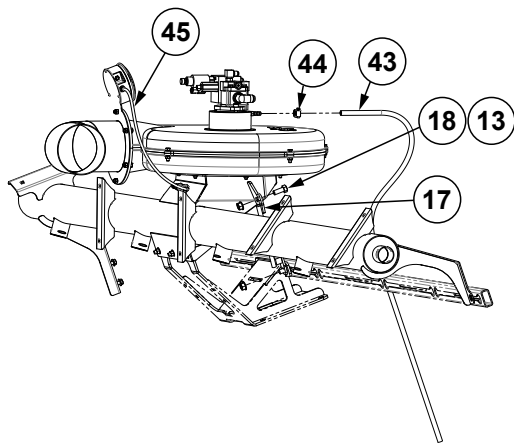
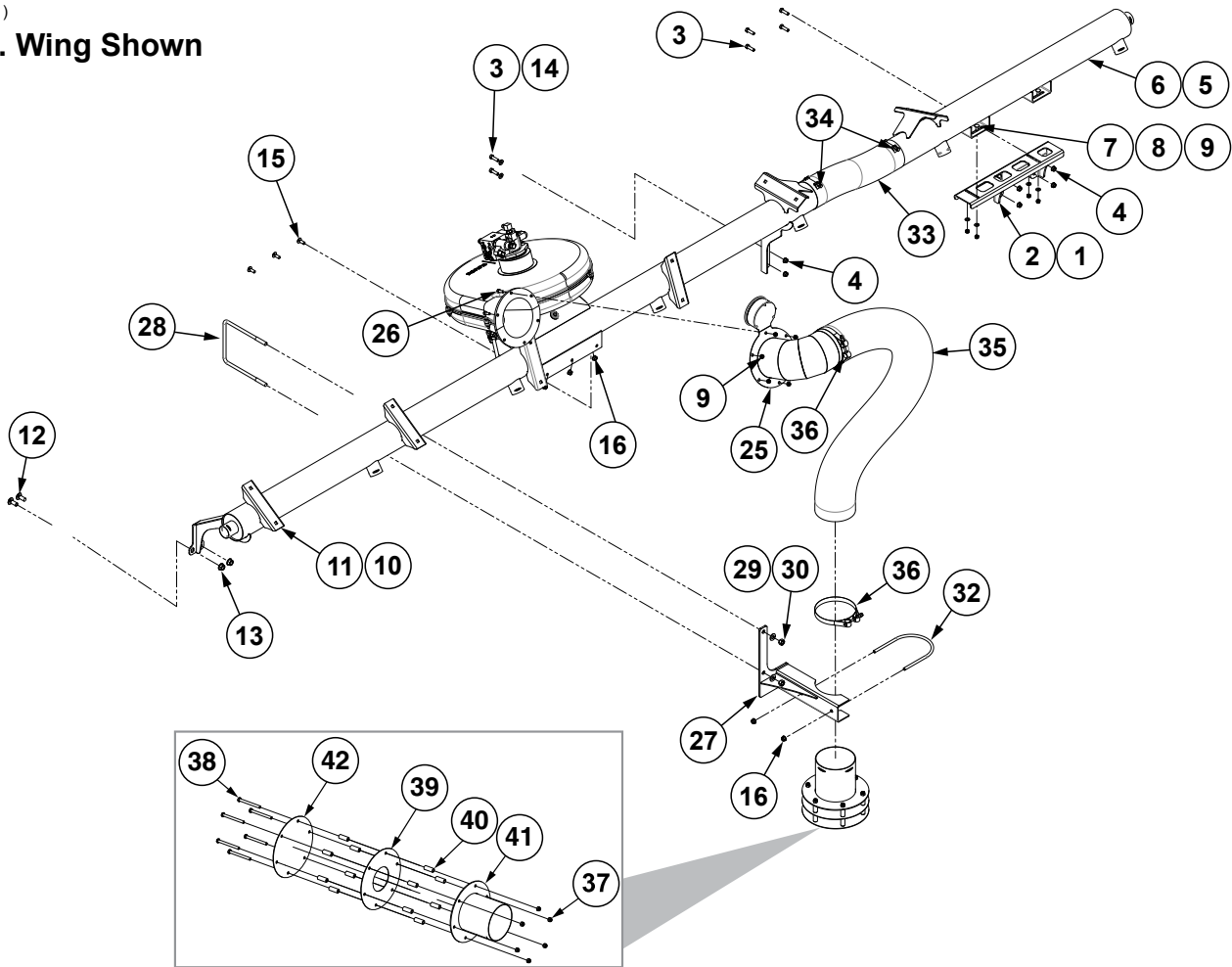
Model 5900

ITEM	PART NO.	QTY.	DESCRIPTION
1	G10107001	1	R.H. Stub Wing Vacuum Mount
2	G10106901	1	L.H. Stub Wing Vacuum Mount
3	G10004	8	Hex Head Cap Screw, 3/8"-16 x 1 1/4"
4	G10622	8	Serrated Flange Nut, 3/8"-16
5	G10446001	1	Stub Wing Vacuum Tube
6	G10445901	1	Stub Wing Vacuum Tube
7	G10312	8	Carriage Bolt, 5/16"-18 x 3/4"
8	G11386	8	Flat Washer, 5/16" SAE
9	G10109	20	Lock Nut, 5/16"-18
10	G10042601	1	R.H. Vacuum Manifold, 12 Row
11	G10206401	1	L.H. Vacuum Manifold, 12 Row
12	G10574	4	Carriage Bolt, 1/2"-13 x 1 1/4"
13	G10071	6	Serrated Flange Nut, 1/2"-13
14	G10305	6	Carriage Bolt, 3/8"-16 x 1"
15	G11091	10	Serrated Flange Nut, 3/8"-16
16	G10306501	2	Support Rod
17	G10037	2	Hex Head Cap Screw, 1/2"-13 X 1 1/4"
18	GD26697	2	Fan Gasket
19	GD35447	2	Inlet Housing
20	G11480	12	Hex Socket Flange Cap Screw, 5/16"-18 x 1"
21	G10620	24	Serrated Flange Nut, 5/16"-18
22	---	2	See "Vacuum Fan Assembly" on page P60
23	G11921	12	Hex Serrated Flange Cap Screw, 5/16"-18 x 1 1/4", Grade 5
24	G10139101 G11347 GA21406 GA10799	1 3 1 1	Vacuum Elbow Phillips Pan Head Machine Screw, No. 6-32 x 3/8", Grade 2 Pressure Gauge Breather, 1/8" Male NPT
25	G10991	12	Hex Head Cap Screw, 5 5/16"-18 x 7/8"
26	G10167701	1	R.H. Diffuser Bracket
27	G10108501	1	Diffuser Bracket
28	GD7145	2	U-Bolt, 7" x 7" x 1/2"-13
29	G11389	4	Flat Washer, 1/2" Plated SAE
30	G10102	4	Hex Nut, 1/2"-13
31	---	---	---
32	GD35437	2	U-Bolt, 6" x 3/8"-16
33	GD19659-05	2	Black Hose, 4 1/2" I.D. x 22"
34	G11360	4	T-Bolt Hose Clamp, 4 1/2"
35	GD19658-05	2	Black Hose, 6" I.D. x 50"
36	G11367	4	T-Bolt Clamp 6"
37	G10108	20	Lock Nut, 3/8"-16
38	G10063	12	Hex Head Cap Screw, 3/8"-16 x 4"
39	GD35434	2	Diffuser Ring
40	GD2971-26	24	Sleeve, 3/8" I.D x 5/8" O.D. x 1.63" Long
41	GA25427	2	Diffuser
42	GD35435	2	Diffuser Cap
43	*D6279-05	2	Clear Plastic Tubing, 3/8" O.D. x 60"
44	G10681	2	Hose Clamp, No. 6
45	GD15849-02	1	Clear Plastic Tubing, 5/16" O.D. x 120"
46	---	-	See "Vacuum Hoses, 12 Row" on page P67

***Hose not stocked by Kinze repair parts, but is available in bulk. Order GD6279-00.**

(107261)

L.H. Wing Shown



Vacuum Manifold, 16 Row

M0321-02

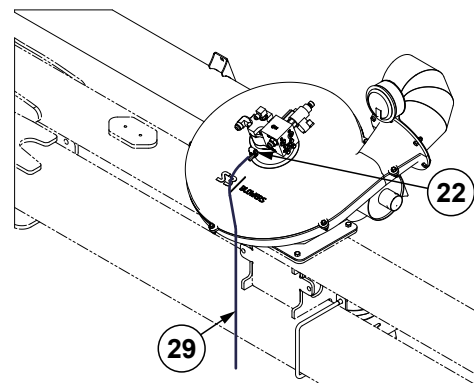
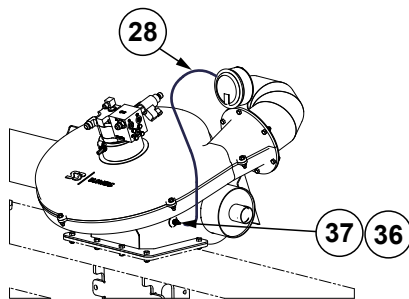
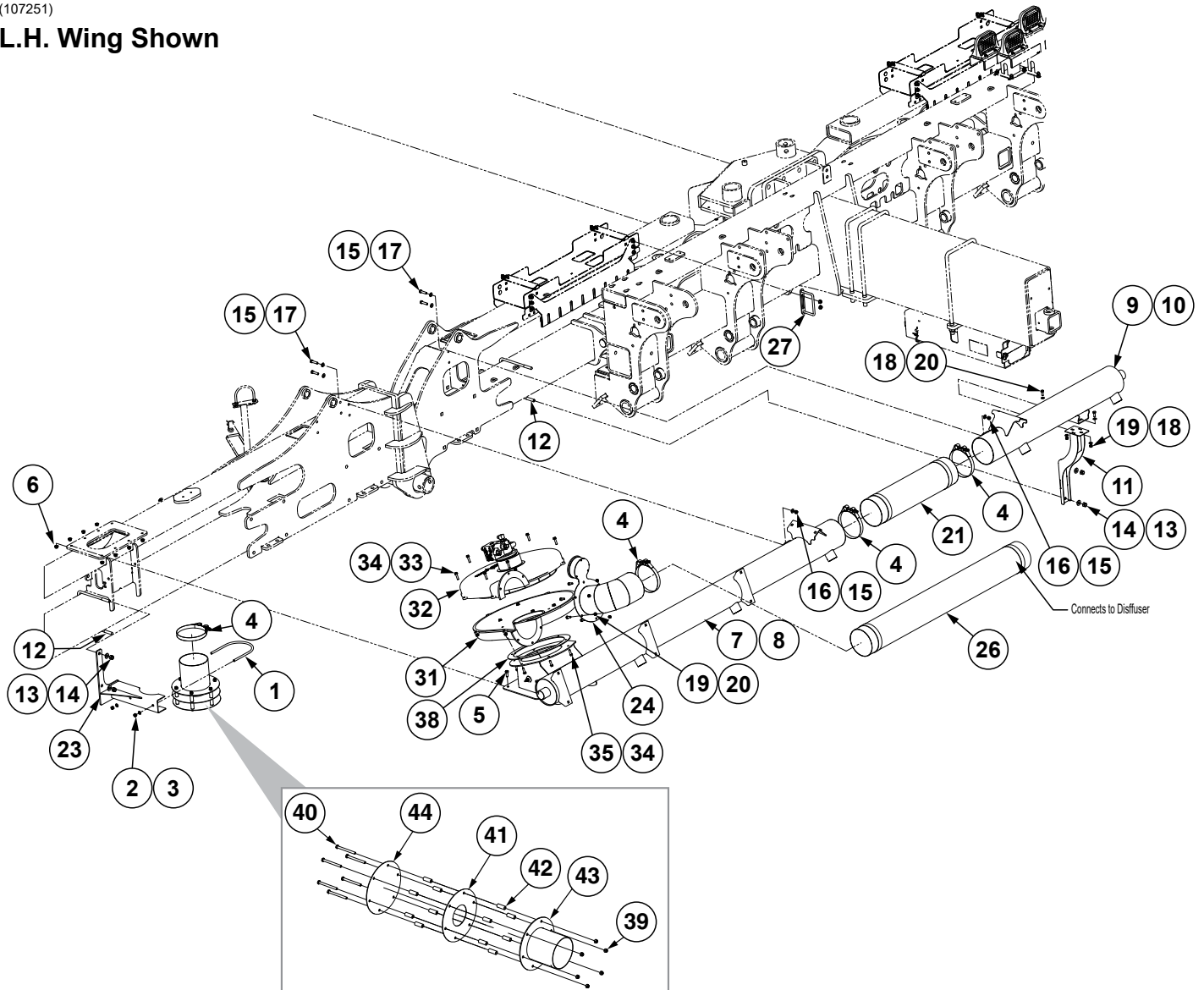
Model 5900

ITEM	PART NO.	QTY.	DESCRIPTION
1	G10107001	1	R.H. Stub Wing Vacuum Mount
2	G10106901	1	L.H. Stub Wing Vacuum Mount
3	G10004	12	Hex Head Cap Screw, 3/8"-16 x 1 1/4"
4	G10622	12	Serrated Flange Nut, 3/8"-16
5	G10446001	1	Stub Wing Vacuum Tube
6	G10445901	1	Stub Wing Vacuum Tube
7	G10312	8	Carriage Bolt, 5/16"-18 x 3/4"
8	G11386	8	Flat Washer, 5/16" SAE
9	G10109	20	Lock Nut, 5/16"-18
10	G10816801	1	R.H. Vacuum Manifold, 16 Row
11	G10816901	1	L.H. Vacuum Manifold, 16 Row
12	G10574	4	Carriage Bolt, 1/2"-13 x 1 1/4"
13	G10071	6	Serrated Flange Nut, 1/2"-13
14	G11387	4	Flat Washer, 3/8" SAE
15	G10305	6	Carriage Bolt, 3/8"-16 x 1"
16	G11091	10	Serrated Flange Nut, 3/8"-16
17	G10306501	2	Support Rod
18	G10037	2	Hex Head Cap Screw, 1/2"-13 X 1 1/4"
19	GD26697	2	Fan Gasket
20	GD35447	2	Inlet Housing
21	G11480	12	Hex Socket Flange Cap Screw, 5/16"-18 x 1"
22	G10620	24	Serrated Flange Nut, 5/16"-18
23	---	2	See "Vacuum Fan Assembly" on page P60
24	G11921	12	Hex Serrated Flange Cap Screw, 5/16"-18 x 1 1/4", Grade 5
25	G10139101	1	Vacuum Elbow
	G11347	3	Phillips Pan Head Machine Screw, No. 6-32 x 3/8", Grade 2
	GA21406	1	Pressure Gauge
	GA10799	1	Breather, 1/8" Male NPT
26	G10991	12	Hex Head Cap Screw, 5/16"-18 x 7/8"
27	G10108501	2	Diffuser Bracket
28	GD7145	2	U-Bolt, 7" x 7" x 1/2"-13
29	G11389	4	Flat Washer, 1/2" Plated SAE
30	G10102	4	Hex Nut, 1/2"-13
31	---	---	---
32	GD35437	2	U-Bolt, 6" x 3/8"-16
33	GD19659-05	2	Black Hose, 4 1/2" I.D. x 22"
34	G11360	4	T-Bolt Hose Clamp, 4 1/2"
35	GD19658-05	2	Black Hose, 6" I.D. x 50"
36	G11367	4	T-Bolt Clamp 6"
37	G10108	20	Lock Nut, 3/8"-16
38	G10063	12	Hex Head Cap Screw, 3/8"-16 x 4"
39	GD35434	2	Diffuser Ring
40	GD2971-26	24	Sleeve, 3/8" I.D x 5/8" O.D. x 1.63" Long
41	GA25427	2	Diffuser
42	GD35435	2	Diffuser Cap
43	*D6279-05	2	Tubing, 3/8" x 60"
44	G10681	2	Hose Clamp, No. 6
45	GD15849-02	1	Clear Plastic Tubing, 5/16" O.D. x 120"
46	---	-	See "Vacuum Hoses, 16 Row" on page P67

***Hose not stocked by Kinze repair parts, but is available in bulk. Order GD6279-00.**

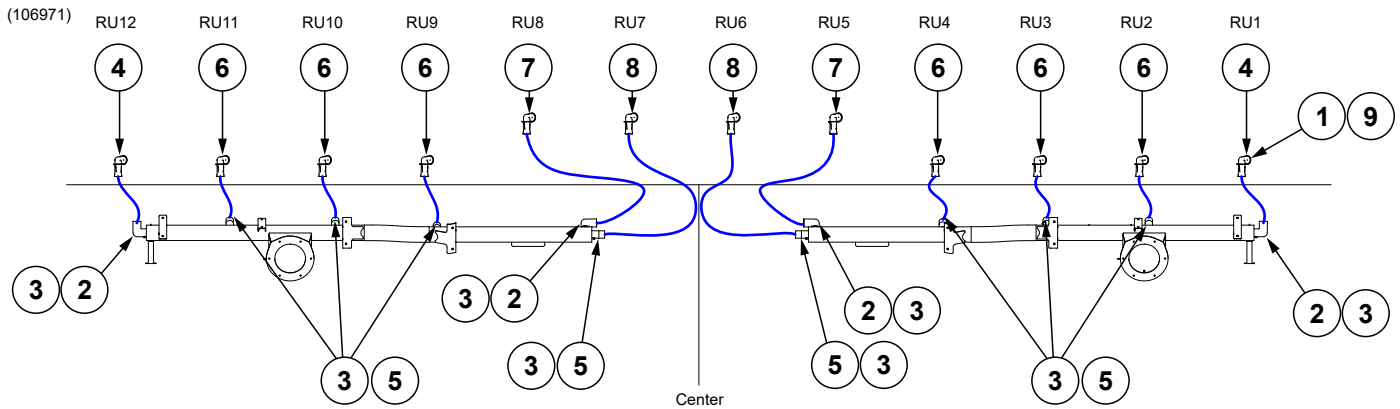
(107251)

L.H. Wing Shown



ITEM	PART NO.	QTY.	DESCRIPTION
1	GD35437	2	U-Bolt, 6" x 3/8"-16
2	G10229	4	Lock Washer, 3/8"
3	G10101	4	Hex Nut, 3/8"-16
4	G11367	8	T-Bolt Clamp 6"
5	G10001	12	Hex Head Cap Screw, 3/8"-16 x 1"
6	G10622	16	Serrated Flange Nut, 3/8"-16
7	G10063801	1	L.H. Outer Vacuum Manifold
8	G10062701	1	R.H. Outer Vacuum Manifold
9	G10064901	1	L.H. Inner Vacuum Manifold
10	G10065001	1	R.H. Inner Vacuum Manifold
11	G10066501	2	Center Frame Vacuum Manifold Mount
12	GD7145	4	U-Bolt, 7" x 7" x 1/2"-13
13	G11389	8	Flat Washer, 1/2" Plated SAE
14	G10111	8	Lock Nut, 1/2"-13
15	G11387	16	Flat Washer, 3/8" SAE
16	G10108	8	Lock Nut, 3/8"-16
17	G10003	8	Hex Head Cap Screw, 3/8"-16 x 1 1/2"
18	G11386	8	Flat Washer, 5/16" SAE
19	G10109	16	Lock Nut, 5/16"-18
20	G10991	16	Hex Head Cap Screw, 5/16"-18 x 7/8"
21	GD19658-09	2	Hose, 6" x 28"
22	G10681	2	Hose Clamp, No. 6
23	G10108501	2	Diffuser Bracket
24	G10139101	1	Vacuum Elbow
	G11347	3	Phillips Pan Head Machine Screw, No. 6-32 x 3/8", Grade 2
	GA21406	1	Pressure Gauge
	GA10799	1	Breather, 1/8" Male NPT
25	---	---	---
26	GD19658-05	2	Black Hose, 6" I.D. x 50"
27	G10075301	2	Hose Support
28	GD15849-02	1	Clear Plastic Tubing, 5/16" O.D. x 120"
29	*D6279-05	2	Tubing, 3/8" x 60"
30	---	---	---
31	GD35447	2	Inlet Housing
32	---	2	See "Vacuum Fan Assembly" on page P60
33	G11921	12	Hex Serrated Flange Cap Screw, 5/16"-18 x 1 1/4", Grade 5
34	G10620	24	Serrated Flange Nut, 5/16"-18
35	G11480	12	Hex Socket Flange Cap Screw, 5/16"-18 x 1"
36	GD18041	2	Hex Bushing, 1/4" NPTM x 1/8" NPTF
37	GR1736	2	Hose Barb, 1/8" Male NPT To Barb
38	GD26697	2	Fan Gasket
39	G10108	20	Lock Nut, 3/8"-16
40	G10063	12	Hex Head Cap Screw, 3/8"-16 x 4"
41	GD35434	2	Diffuser Ring
42	GD2971-26	24	Sleeve, 3/8" I.D x 5/8" O.D. x 1.63" Long
43	GA25427	2	Diffuser
44	GD35435	2	Diffuser Cap

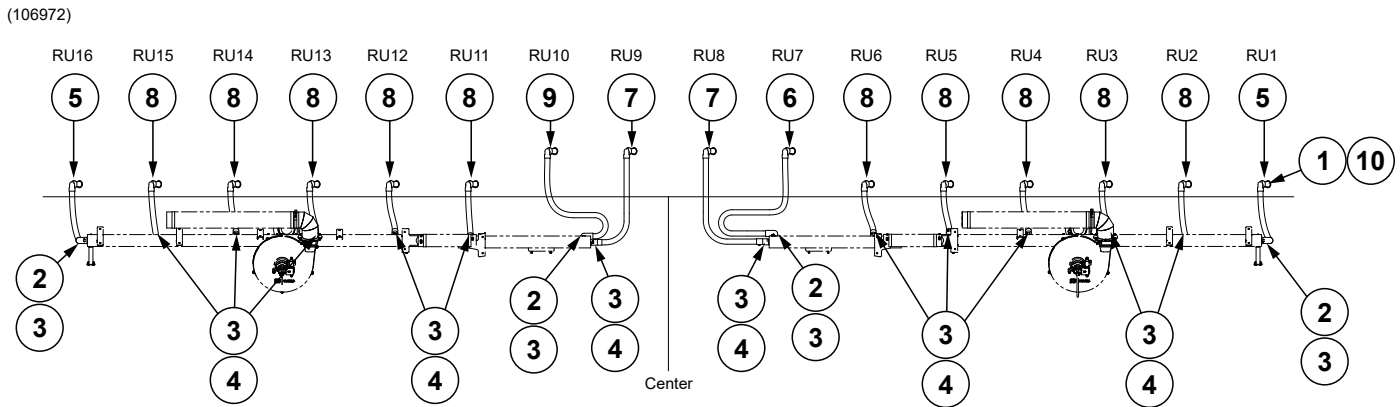
*Hose not stocked by Kinze repair parts, but is available in bulk. Order GD6279-00.



ITEM	PART NO.	QTY.	DESCRIPTION
1	G10646201	12	Vacuum Hose End
2	GB1313	4	90° Elbow, 1½" Hose
3	G10676	12	Hose Clamp, No. 36, Stainless Steel
4	*D36495-30	2	Hose, 1½" x 30" (Black)
5	GD31424	8	Vacuum Cuff Screw, 1½"
6	*D36495-26	6	Hose, 1½" x 26" (Black)
7	*D36495-102	2	Hose, 1½" x 102" (Black)
8	*D36495-84	2	Hose, 1½" x 84" (Black)
9	G10812301	12	Vacuum Shipping Plug

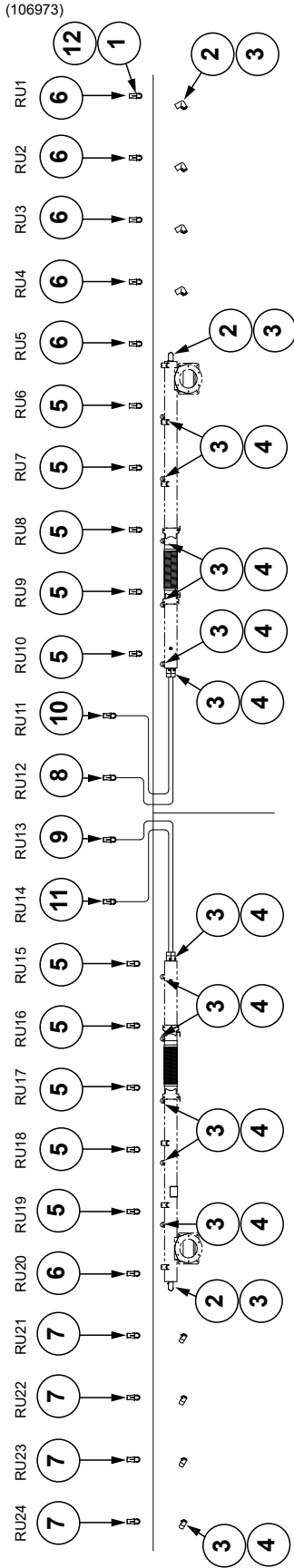
*Hose not stocked by Kinze repair parts, but is available in bulk. Order GD36495-600.

Vacuum Hoses, 16 Row



ITEM	PART NO.	QTY.	DESCRIPTION
1	G10646201	16	Vacuum Hose End
2	GB1313	4	90° Elbow, 1½" Hose
3	G10676	16	Hose Clamp, No. 36, Stainless Steel
4	GD31424	12	Vacuum Cuff Screw, 1½"
5	*D36495-30	2	Hose, 1½" x 30" (Black)
6	*D36495-102	1	Hose, 1½" x 102" (Black)
7	*D36495-84	2	Hose, 1½" x 84" (Black)
8	*D36495-26	10	Hose, 1½" x 26" (Black)
9	*D36495-120	1	Hose, 1-1/2" x 120" (Black)
10	G10812301	16	Vacuum Shipping Plug

*Hose not stocked by Kinze repair parts, but is available in bulk. Order GD36495-600.

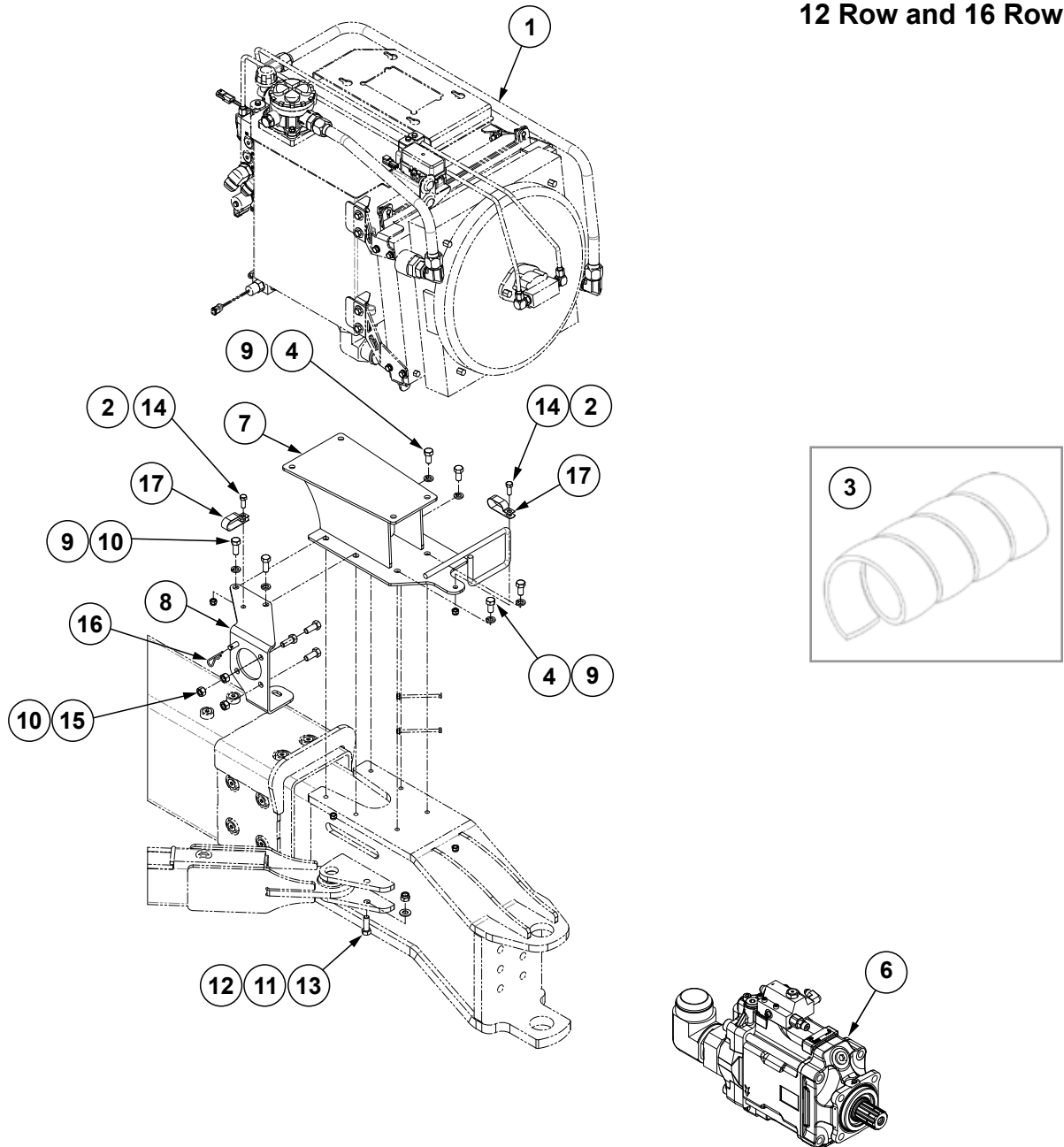


ITEM	PART NO.	QTY.	DESCRIPTION
1	G10646201	24	Vacuum Hose End
2	GB1313	6	90° Elbow, 1½" Hose
3	G10676	24	Hose Clamp, No. 36, Stainless Steel
4	GD31424	18	Vacuum Cuff Screw, 1½"
5	*D36495-22	10	Hose, 1½" x 22" (Black)
6	*D36495-26	6	Hose, 1-1/2" x 26" (Black)
7	*D36495-28	4	Hose, 1½" x 28" (Black)
8	*D36495-113	1	Hose, 1½" x 113" (Black)
9	*D36495-123	1	Hose, 1½" x 123" (Black)
10	*D36495-138	1	Hose, 1½" x 138" (Black)
11	*D36495-150	1	Hose, 1-1/2" x 150" (Black)
12	G10812301	24	Vacuum Shipping Plug

*Hose not stocked by Kinze repair parts, but is available in bulk. Order GD36495-600.

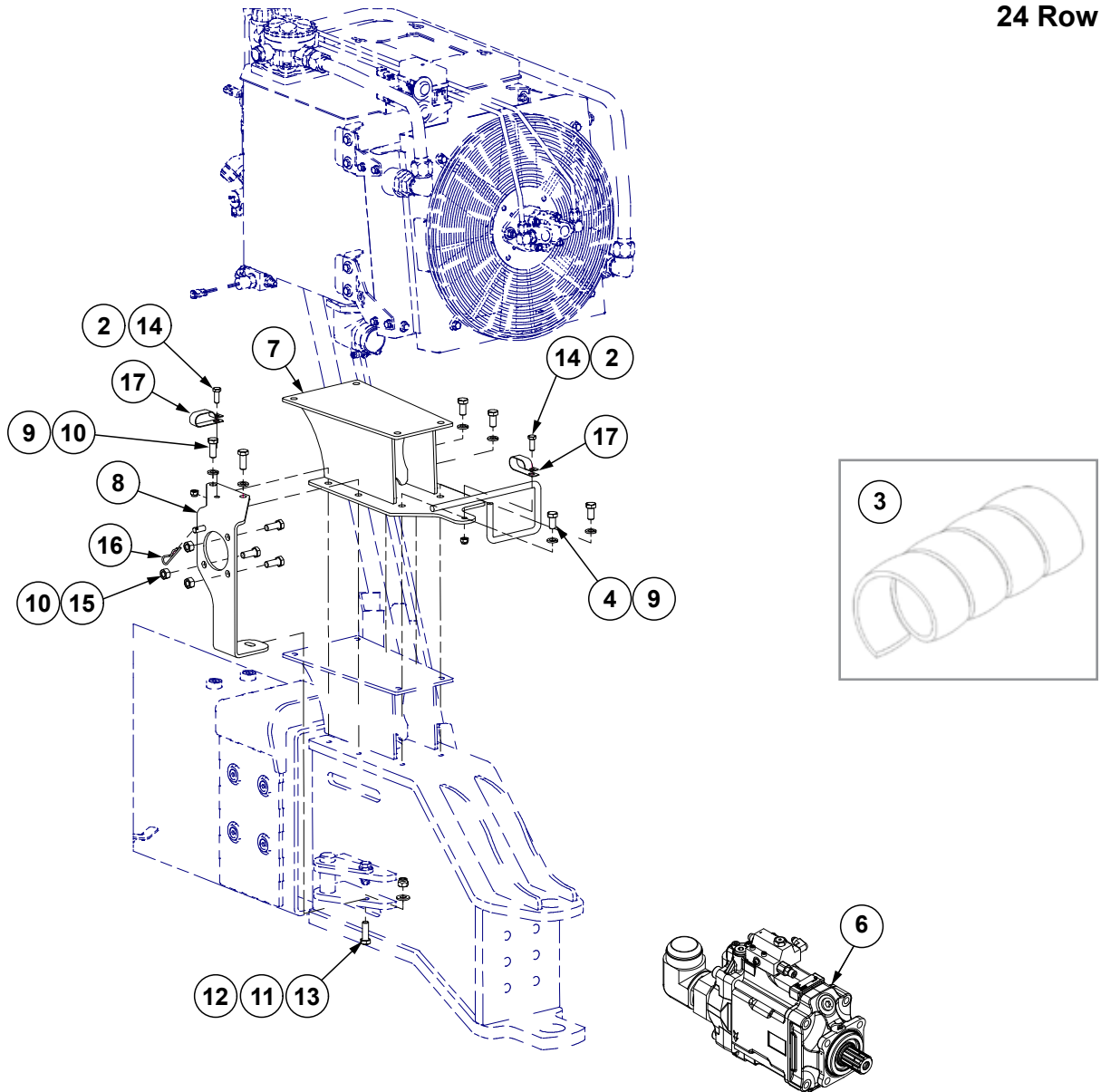
(101014)

12 Row and 16 Row

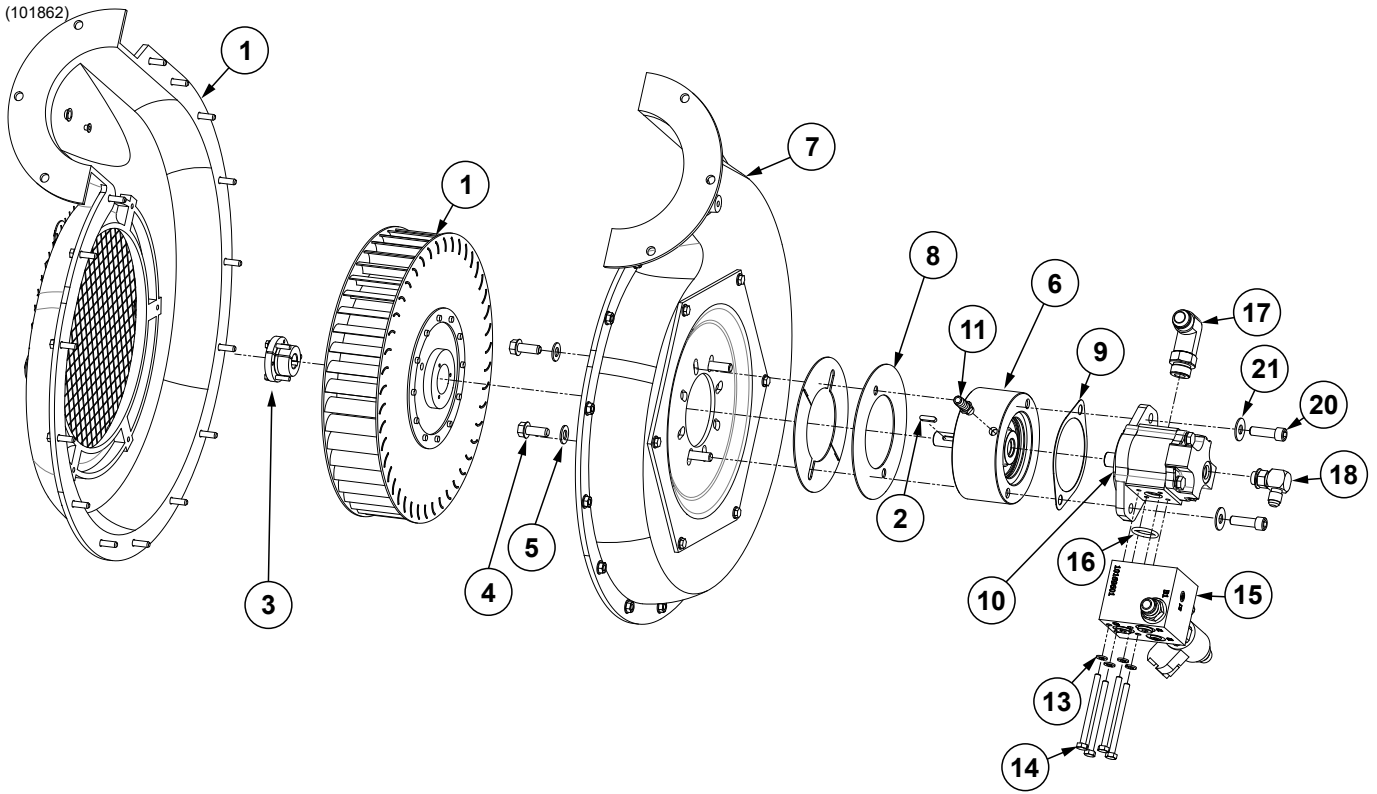


ITEM	PART NO.	QTY.	DESCRIPTION
1	---	1	See "PTO Pump Reservoir Assembly" on page P221
2	G10108	2	Lock Nut, 3/8"-16
3	GD19383-01	-	Hose Wrap, 90"
4	G10014	4	Hex Head Cap Screw, 1/2"-13 x 1"
5	GD13348	2	Insulated Clamp, 1 1/16"
6	---	1	See "PTO Pump" on page P225
7	G10151201	1	Reservoir Mount, 16 Row and 24 Row (Shown)
	G10152001	1	Reservoir Mount, 12 Row
8	G10100401	1	PTO Pump Mount, 12 Row and 16 Row
	G10101201		PTO Pump Mount, 24 Row

24 Row

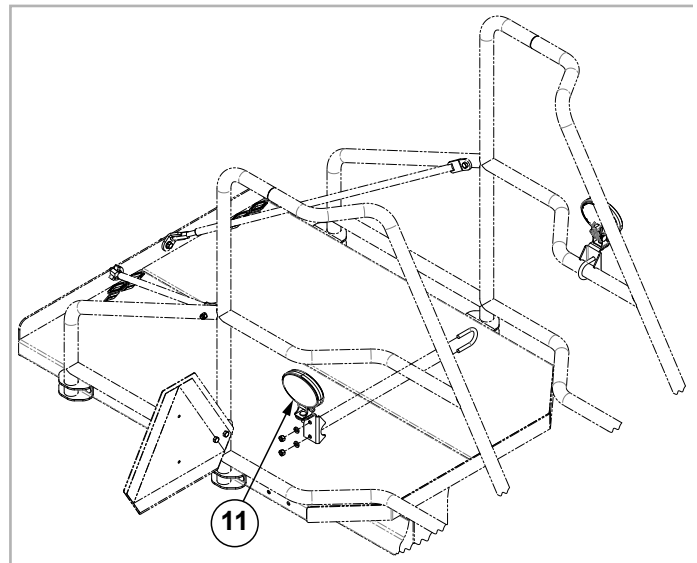
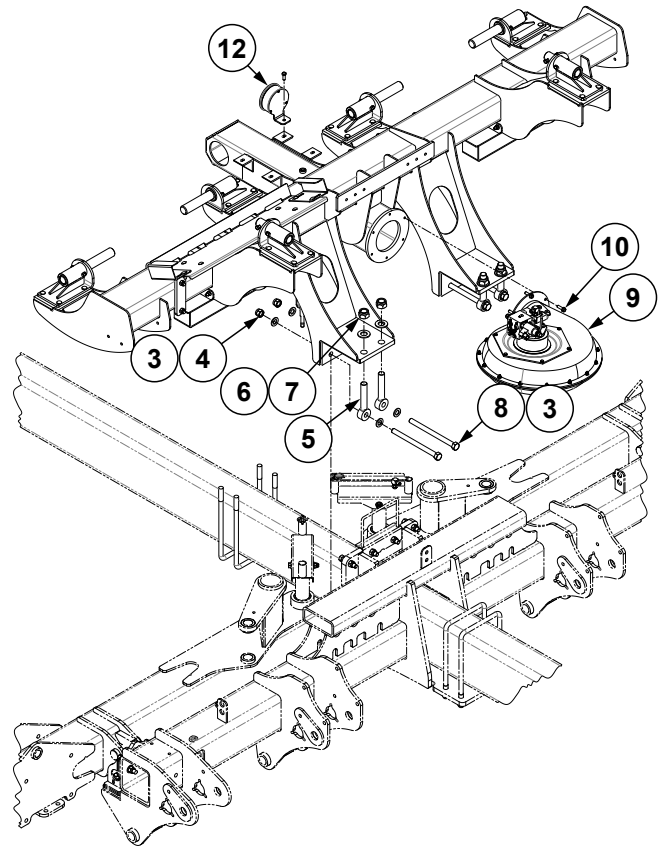
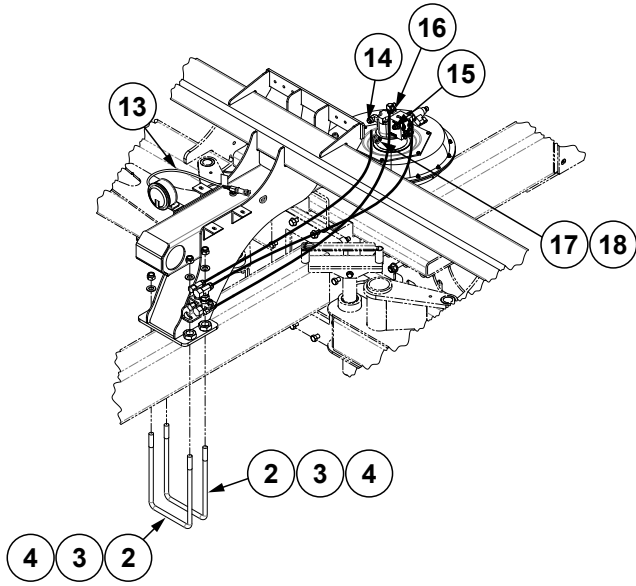


ITEM	PART NO.	QTY.	DESCRIPTION
9	G10228	6	Lock Washer, 1/2"
10	G10037	5	Hex Head Cap Screw, 1/2"-13 x 1 1/4"
11	G11389	1	Flat Washer, 1/2" Plated SAE
12	G10111	1	Lock Nut, 1/2"-13
13	G10017	1	Hex Head Cap Screw, 1/2"-13 x 1 1/2"
14	G10001	2	Hex Head Cap Screw, 3/8"-16 x 1"
15	G10102	3	Hex Nut, 1/2"-13
16	G10592	1	Hair Pin Clip, No. 11
17	GD35449	2	Double Tube Clamp, 1"



ITEM	PART NO.	QTY.	DESCRIPTION
1	GA14573	1	Bulk Fill Fan Assembly (Flanged)
	GR1968	1	Cover Plate (Included W/GA14573)
	G10988	12	Hex Non-Serrated Flange Cap Screw, 1/4"-20 x 3/4" (Included W/GA14573)
	GR1969	1	Backing Plate (Included W/GA14573)
	G10621	15	Serrated Flange Nut, 1/4"-20 (Included W/GA14573)
	GR1979	2	Plastic Plug, 7/16" (Included W/GA14573)
	GR1978	1	Plastic Plug, 1/4" (Included W/GA14573)
	GR2109	1	Impeller (Included W/GA14573)
	GR1970	1	Flanged Outer Case (Included W/GA14573)
	G11409	15	Hex Serrated Flanged Cap Screw, 1/4"-20 x 1" (Included W/GA14573)
	GR1967	1	Screen (Included W/GA14573)
	GR1977	6	Fender Washer, 1/4" (Included W/GA14573)
	G1000	2	Hex Head Cap Screw, 3/8"-16 x 1 1/4" (Included W/GA14573)
	G11387	2	Flat Washer, 3/8" SAE (Included W/GA14573)
	GR1968	1	Cover Plate (Included W/GA14573)
2	GD21300	1	Key
3	GR1961	1	Bushing, 5/8"
4	G11124	2	Hex Serrated Flange Cap Screw, 3/8"-16 x 1", Grade 5
5	G11387	2	Flat Washer, 3/8" SAE
6	GA25388	1	Overhung Load Adapter Assembly
	GD20928	-	Bearing
7	GR1971	1	Flanged Inner Case (Included W/GA14573)
8	GD25644	1	Cover Plate
9	GD30882	1	2-Bolt Mount Gasket
10	G10164101	1	Hydraulic Motor
11	GD35294	1	Hose Barb, 1/8"-27 NPTF x 3/8"
12	---	---	---
13	G10227	4	Lock Washer, 1/4"
14	G10162	4	Hex Head Cap Screw, 1/4"-20 x 3/4"
15	---	---	See "Bulk Fill Fan Control Block" on page P241
16	GD30262	1	O-Ring, No. 213
17	G6801-L-10	1	Long Elbow W/O-Ring, 90°, 7/8"-14 Male JIC To O-Ring
	GR1466		O-Ring
18	G6801-06	1	Elbow W/O-Ring, 90°, 9/16"-18 Male JIC To O-Ring
	GR1045	-	O-Ring
19	---	---	---
20	G11848	2	Hex Socket Head Cap Screw, 3/8"-16 x 1 1/4"
21	G10210	2	Washer, 3/8" USS

(107272)

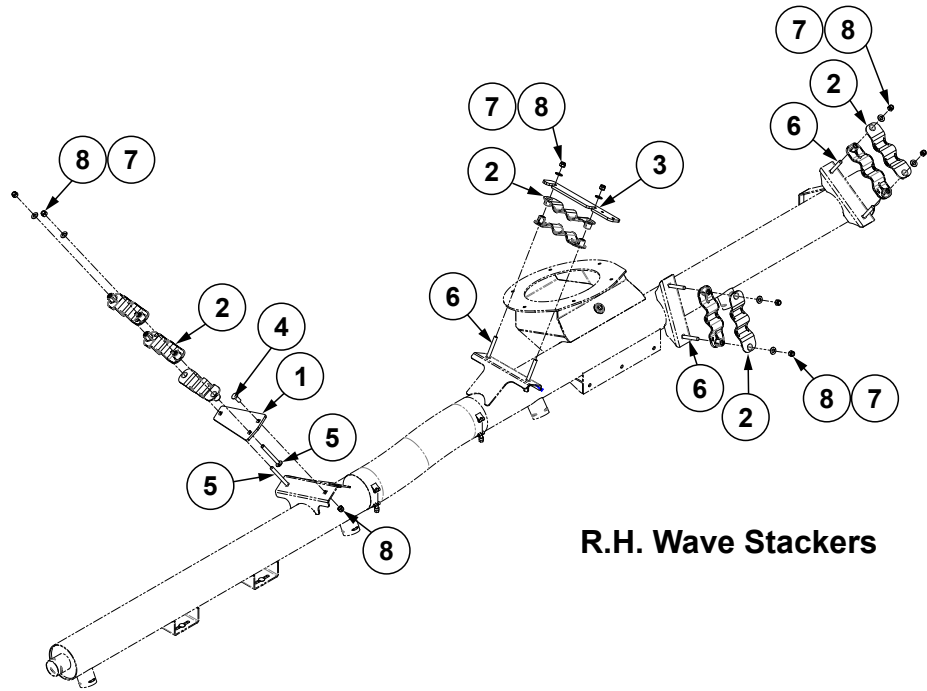


ITEM	PART NO.	QTY.	DESCRIPTION
1	G10044301	1	See "Bulk Fill Tank Mounts" on page P81
2	GD25235	2	U-Bolt, 8" x 14" x 3/4"-10
3	G11392	12	Flat Washer, 3/4" SAE
4	G10112	8	Lock Nut, 3/4"-10
5	GD27165	4	Eye Bolt, 1"-14 x 6"
6	G11394	4	Flat Washer, 1" SAE
7	G11108	4	Lock Nut, 1"-14
8	G10477	4	Hex Head Cap Screw, 3/4"-10 x 10"
9	G10186202	1	See "Bulk Fill Fan Assembly" on page P71
10	G11204	6	Hex Serrated Flange Cap Screw, 3/8"-16 x 1 1/4", Grade 5
11	GA18883	2	See "Auxiliary Work Lights" on page P257
12	GA18771	1	See "Bulk Fill Pressure Gauge" on page P80
13	GD15849-02	1	Clear Plastic Tubing, 5/8" O.D. x 120"
14	**A25487-54	1	Hose Assembly, 5/8" x 54" (10F - 12F)
15	**A25701-58	1	Hose Assembly, 1/2" x 58" (08F - 10F)
16	**A15072-56	1	Hose Assembly, 3/8" x 56" (06F - 06F90M)
17	G10681	1	Hose Clamp, No. 6
18	*D6279-06	1	Clear Plastic Tubing, 3/8" O.D. x 72"

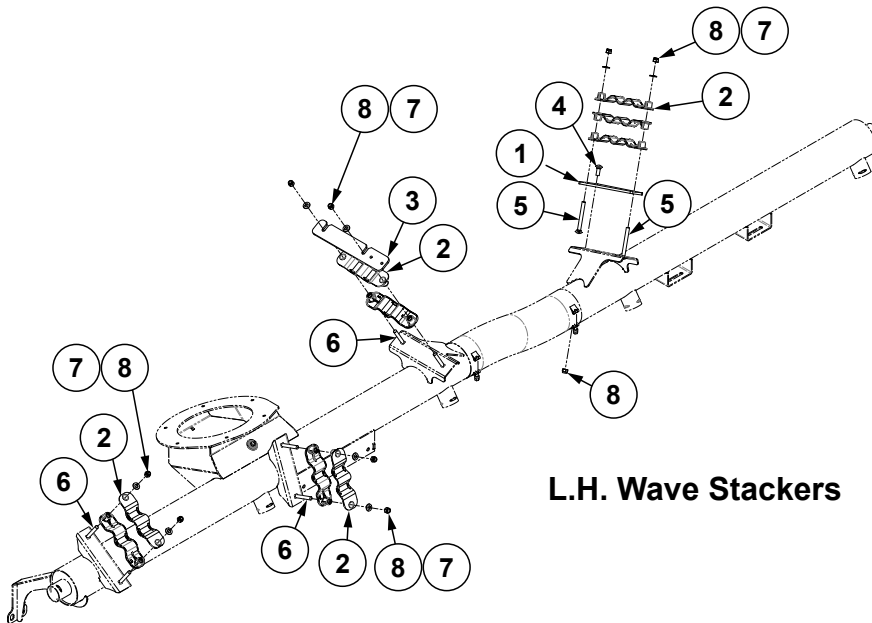
*Hose not stocked by Kinze repair parts, but is available in bulk. Order GD6279-00.

**Hydraulic hose is not stocked by Kinze Repair Parts.

(107272)



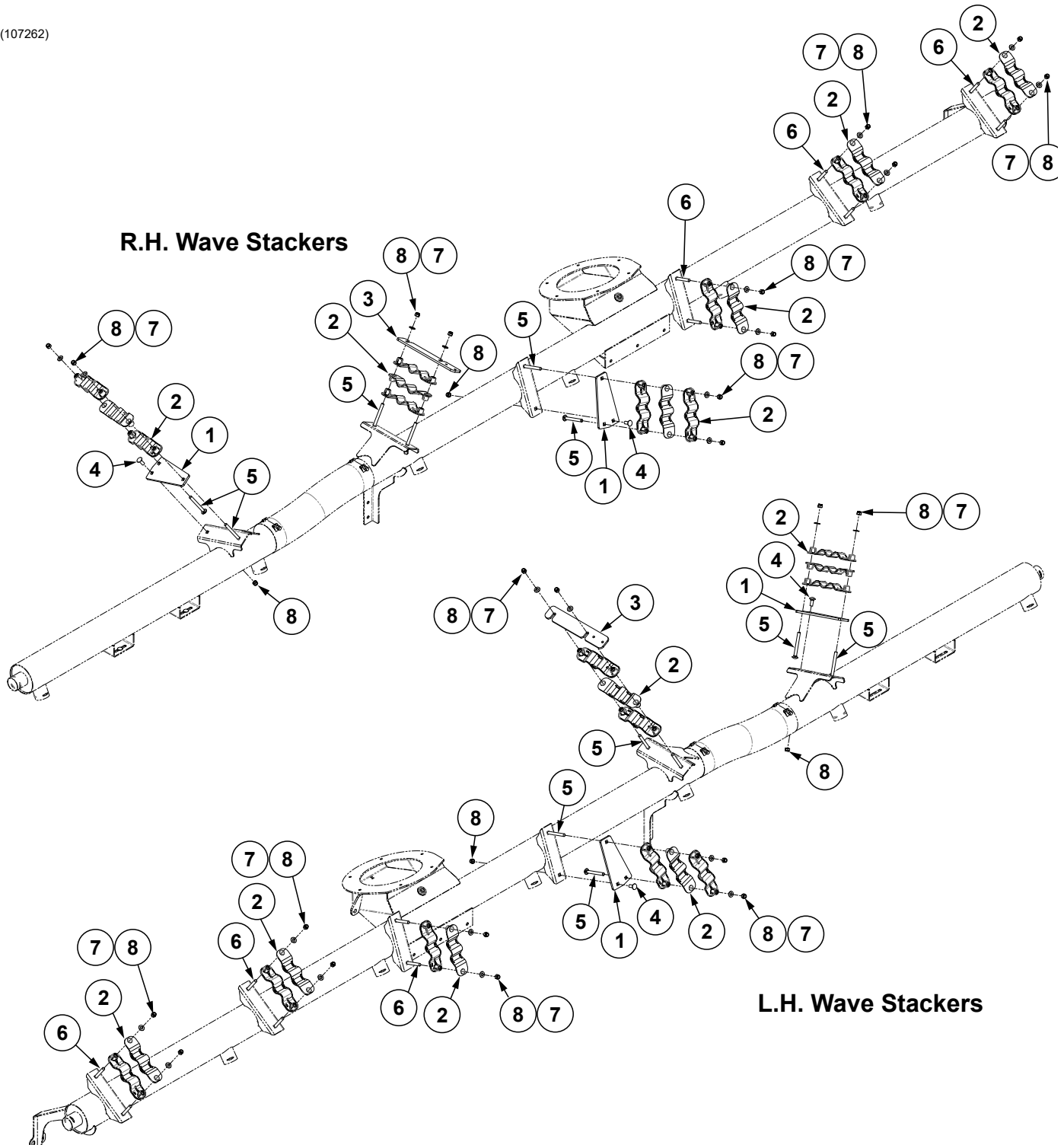
R.H. Wave Stackers



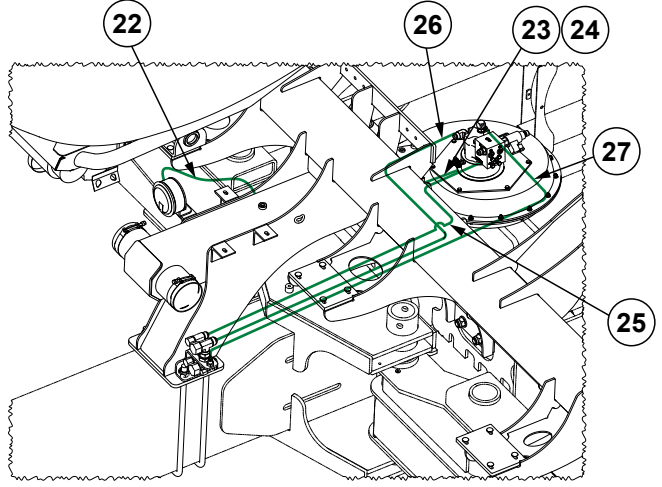
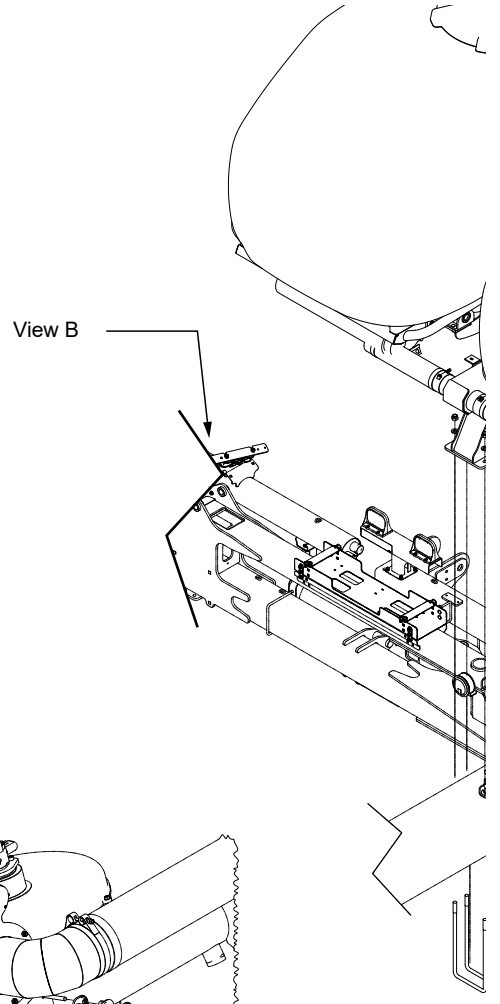
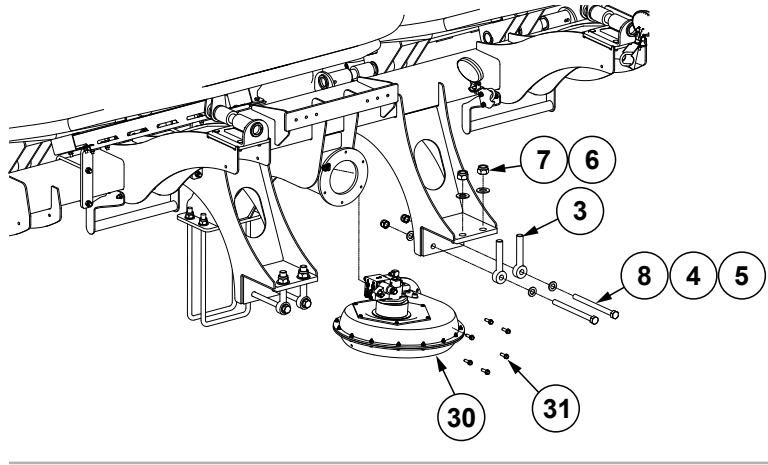
L.H. Wave Stackers

ITEM	PART NO.	QTY.	DESCRIPTION
1	G10075901	2	Wave Stacker Mount Plate
2	GB0969	18	5 Position Wave Stacker
3	GD36427	2	Mounting Plate
4	G10305	2	Carriage Bolt, 3/8"-16 x 1"
5	G10307	4	Carriage Bolt, 3/8"-16 x 3 1/2"
6	G10898	12	Carriage Bolt, 3/8"-16 x 2 3/4"
7	G11387	16	Flat Washer, 3/8" SAE
8	G10108	18	Lock Nut, 3/8"-16

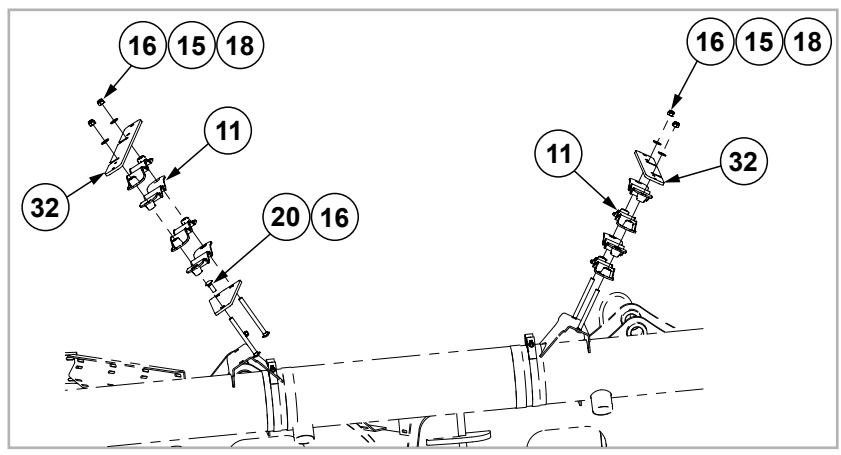
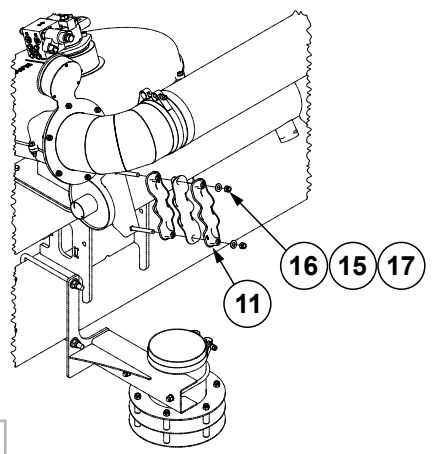
(107262)



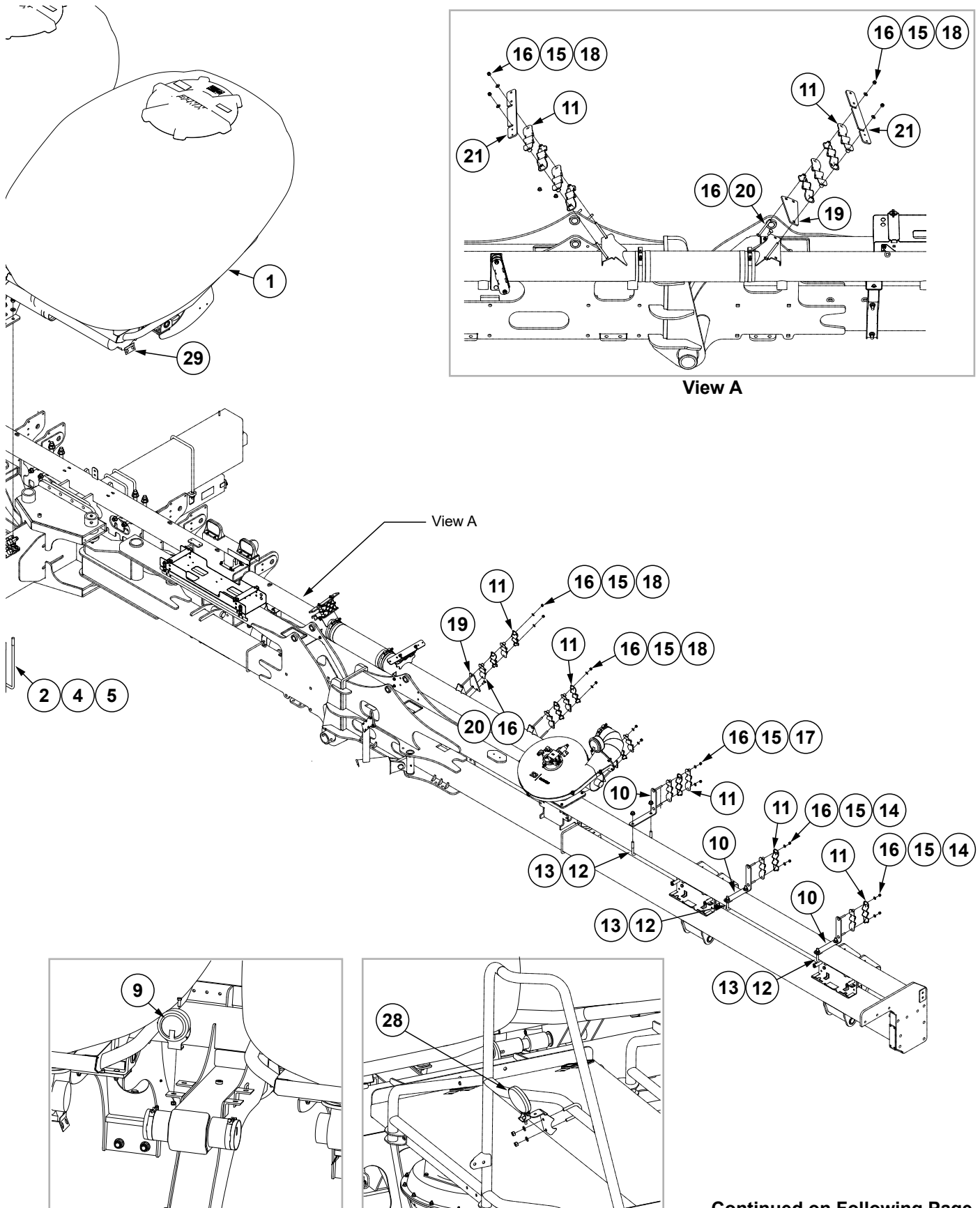
ITEM	PART NO.	QTY.	DESCRIPTION
1	G10075901	4	Wave Stacker Mount Plate
2	GB0969	30	5 Position Wave Stacker
3	GD36427	2	Mounting Plate
4	G10305	4	Carriage Bolt, 3/8"-16 x 1"
5	G10307	12	Carriage Bolt, 3/8"-16 x 3 1/2"
6	G10898	12	Carriage Bolt, 3/8"-16 x 2 3/4"
7	G11387	24	Flat Washer, 3/8" SAE
8	G10108	28	Lock Nut, 3/8"-16



Hose Routing



View B

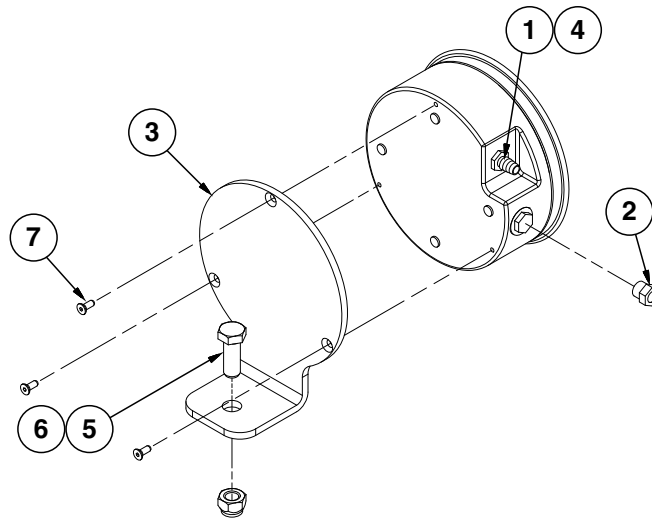


Continued on Following Page.

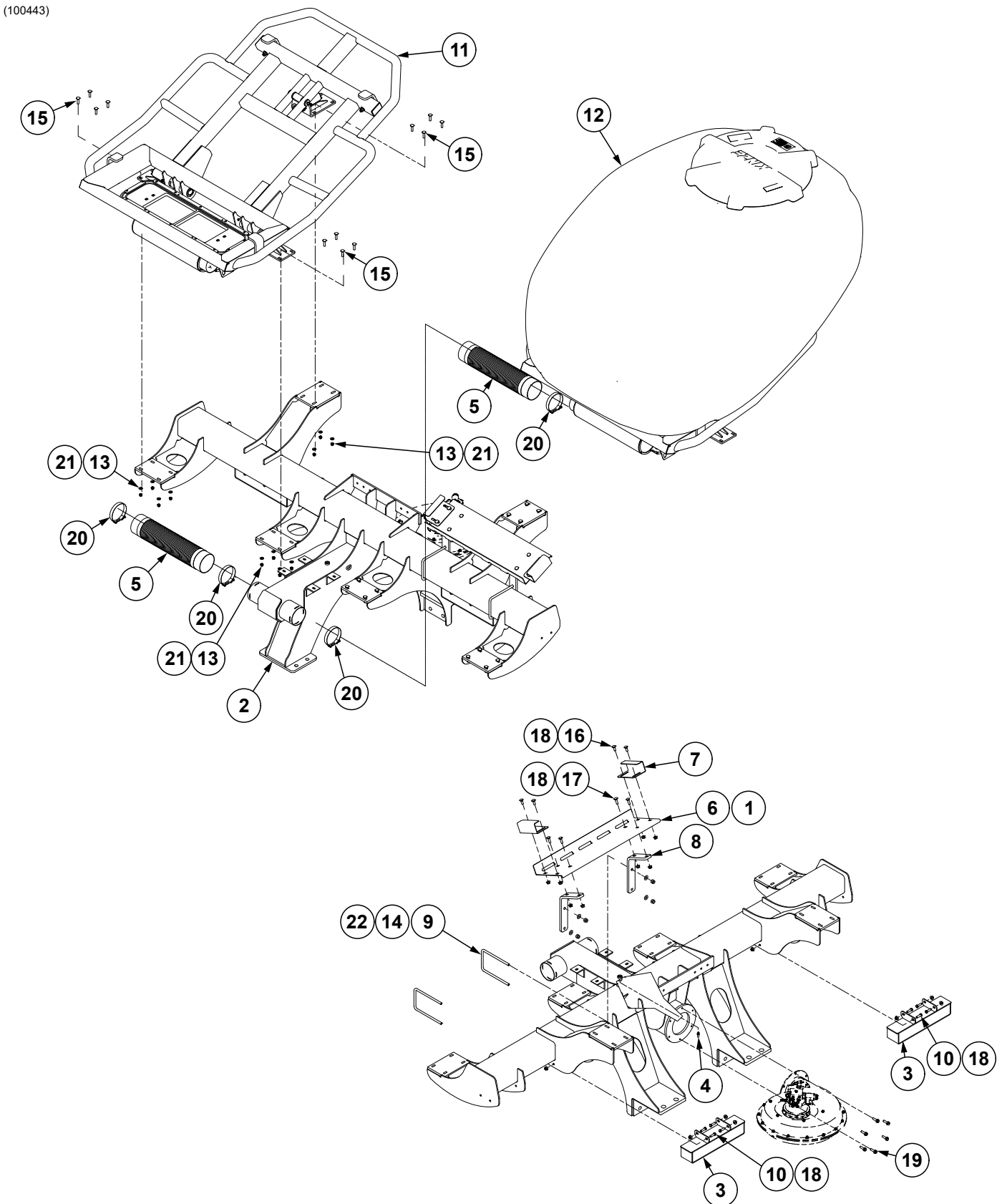
ITEM	PART NO.	QTY.	DESCRIPTION
1	---	1	See "Bulk Fill Tank Mounts" on page P81
2	GD25499	2	U-Bolt, 8" x 16" x 3/4"-10
3	GD27165	4	Eye Bolt, 1"-14 x 6"
4	G11392	12	Flat Washer, 3/4" SAE
5	G10112	8	Lock Nut, 3/4"-10
6	G11394	4	Flat Washer, 1" SAE
7	G11108	4	Lock Nut, 1"-14
8	G10477	4	Hex Head Cap Screw, 3/4"-10 x 10"
9	---	1	See "Bulk Fill Pressure Gauge" on page P80
10	G10076001	6	Wave Stacker Mount Bracket
11	GB0969	52	5 Position Wave Stacker
12	GD25914	6	U-Bolt, 7" x 3" x 5/8"-11
13	G11415	12	Serrated Flange Nut, 5/8"-11
14	G10898	8	Carriage Bolt, 3/8"-16 x 2 3/4"
15	G11387	32	Flat Washer, 3/8" SAE
16	G10108	36	Lock Nut, 3/8"-16
17	G10307	8	Carriage Bolt, 3/8"-16 x 3 1/2"
18	G11732	16	Carriage Bolt, 3/8"-16 x 4 1/2", Grade 5
19	G10075901	4	Wave Stacker Mount Plate
20	G10305	4	Carriage Bolt, 3/8"-16 x 1"
21	G10796501	4	Fertilizer Hose Mount
22	GD15849-02	1	Clear Plastic Tubing, 5/8" O.D. x 120"
23	G10681	1	Hose Clamp, No. 6
24	*D6279-06	1	Clear Plastic Tubing, 3/8" O.D. x 72"
25	**A18667-58	1	Hose Assembly, 1/2" x 58" (08F - 10F)
26	**A21530-54	1	Hose Assembly, 1/2" x 58" (08F-08F)
27	**A15072-56	1	Hose Assembly, 5/8" x 54" (10F-10F)
28	---	2	See "Auxiliary Work Lights" on page P257
29	---	1	See "Bulk Fill Distribution Hoses, 24 Row" on page P89
30	---	1	See "Bulk Fill Fan Assembly" on page P71
31	G11204	6	Hex Serrated Flange Cap Screw, 3/8"-16 x 1 1/4", Grade 5
32	G10796501	2	Fertilizer Hose Mount

*Hose not stocked by Kinze repair parts, but is available in bulk. Order GD6279-00.

**Hydraulic hose is not stocked by Kinze Repair Parts.



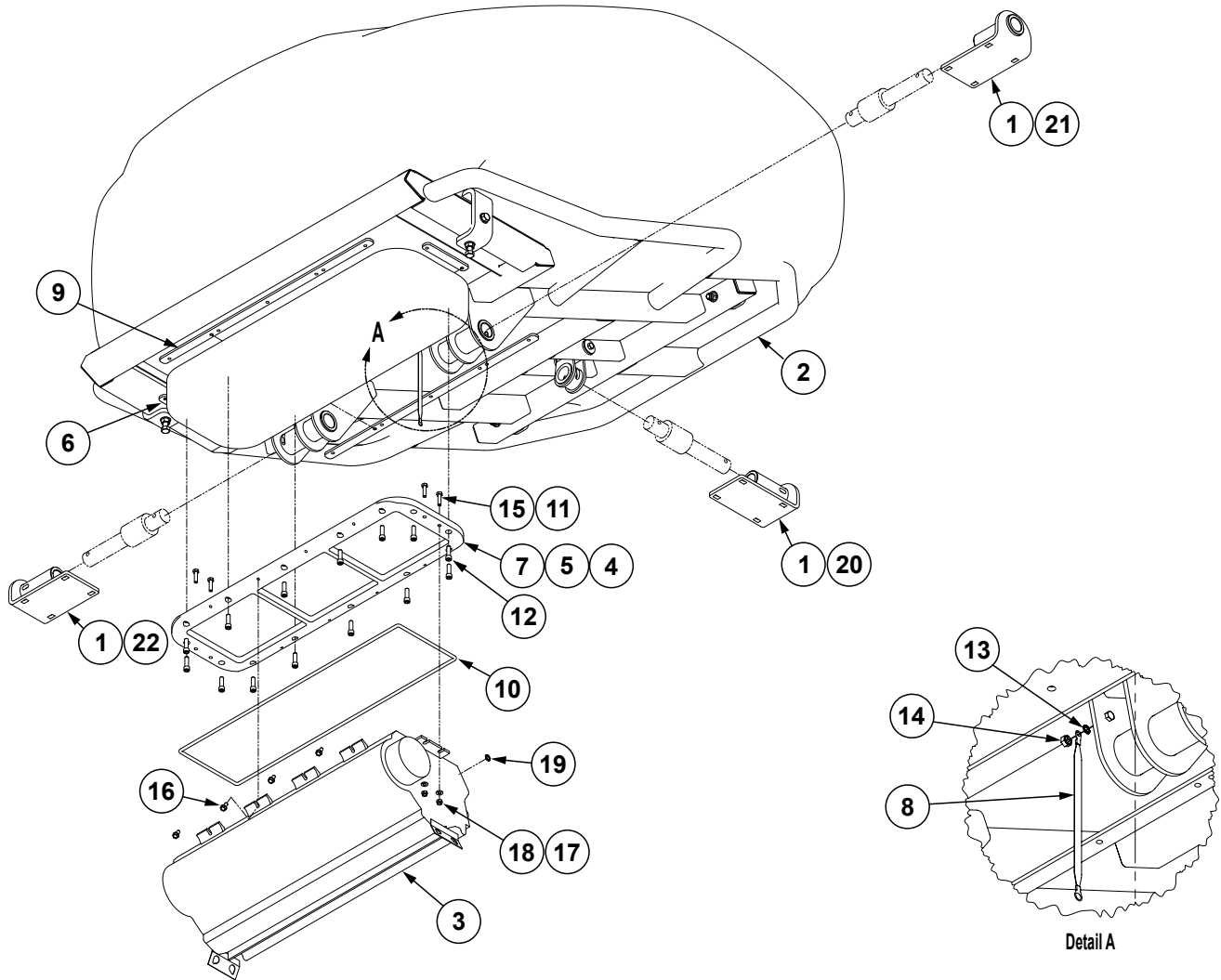
ITEM	PART NO.	QTY.	DESCRIPTION
1	GA21406	1	Analog Vacuum Gauge W/Hose Barb
	GR1777	-	Hose Barb, $\frac{3}{16}$ " x $\frac{1}{8}$ " NPT
2	GA10799	1	Breather, $\frac{1}{8}$ " Male NPT
3	GD15804	1	Mount
4	GD15849-04	1	Clear Plastic Tubing, $\frac{5}{16}$ " O.D. x 144"
5	G10001	1	Hex Head Cap Screw, $\frac{3}{8}$ "-16 x 1"
6	G10108	1	Lock Nut, $\frac{3}{8}$ "-16
7	G11215	3	Hex Socket Head Cap Screw, No. 6-32 x $\frac{3}{8}$ ", Grade 8



ITEM	PART NO.	QTY.	DESCRIPTION
1	GA14822	1	Center Cleanout Chute
2	GA17471	1	40 Bushel Bulk Fill Tank Mount
	GA16888	-	55 Bushel Bulk Fill Tank Mount
3	GA17576	2	Hose Support, 12 Row and 16 Row
	G10069401		Hose Support, 24 Row
4	GA19018	1	Air Filter, 1/8" NPT
5	GD19659-05	2	Black Hose, 4 1/2" I.D. x 22"
6	GD20194	1	Clean Out Chute Plate
7	GD20196	2	Clean Out Chute Clip
8	GD26509	2	Mounting Bracket
9	GD8306	2	U-Bolt, 7" x 5" x 1/2"-13
10	G10004	8	Hex Head Cap Screw, 3/8"-16 x 1 1/4"
11	G10015901	1	See "Tank and Entrainer Mounts" on page P83
12	G10016101	1	See "Tank and Entrainer Mounts" on page P83
13	G10108	24	Lock Nut, 3/8"-16
14	G10111	4	Lock Nut, 1/2"-13
15	G10301	24	Carriage Bolt, 3/8"-16 x 1 1/2"
16	G10305	4	Carriage Bolt, 3/8"-16 x 1"
17	G10599	4	Carriage Bolt, 3/8"-16 x 1 1/4"
18	G11091	16	Serrated Flange Nut, 3/8"-16
19	G11204	6	Flanged Whiz Lock Screw, 3/8"-16 x 1 1/4", Serrated
20	G11360	4	T-Bolt Hose Clamp, 4 1/2"
21	G11387	24	Flat Washer, 3/8" SAE
22	G11389	4	Flat Washer, 1/2" Plated SAE

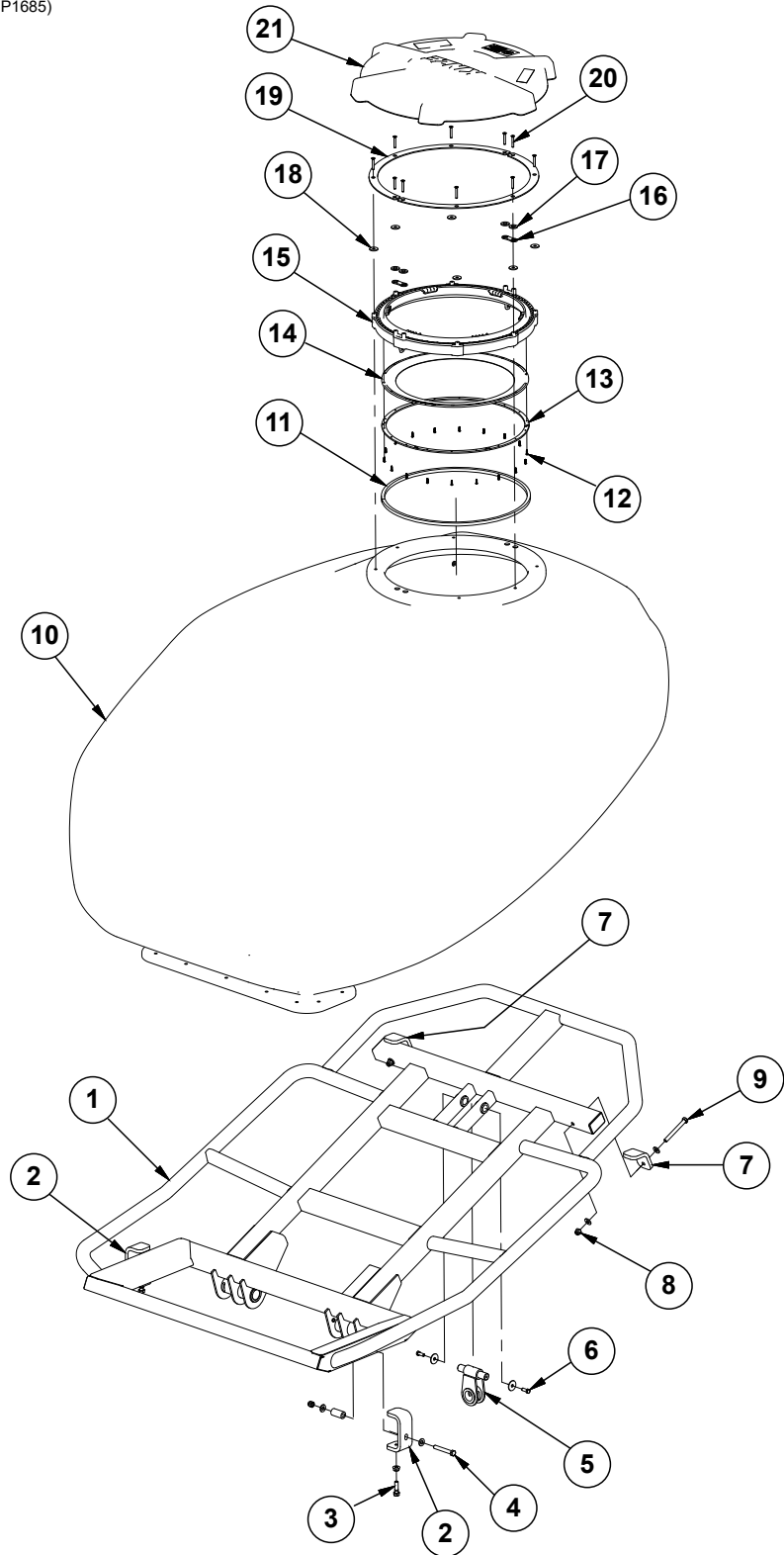
(100159)

40 Bushel Tank Shown



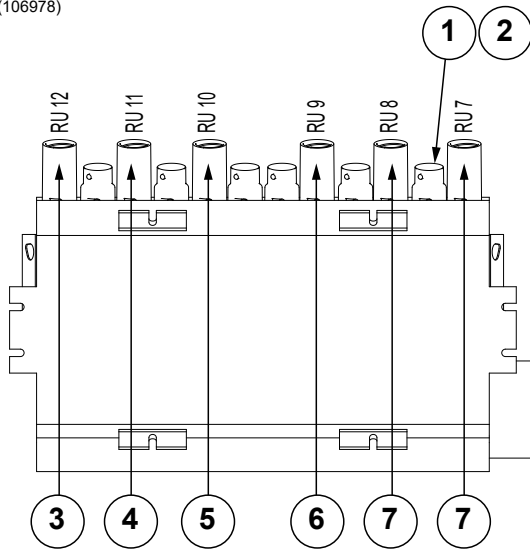
ITEM	PART NO.	QTY.	DESCRIPTION
1	GA14041	3	Bulk Fill Tank Mount
2	G10057601	1	See "Bulk Fill Tank Assembly" on page P85
3	---	---	See "Entrainer Assembly" on page P91
4	GD19690-05	1	Ribbon Sealer, 8.25'
5	GD19690-06	1	Ribbon Sealer, 9'
6	GD20923	2	Entrainer Mount Tap Block, Short
7	G10109101	1	Entrainer Adapter, 18 Row
	GD37002	-	Entrainer Adapter, 16 Row
8	GD27607	1	Ground Strap
9	G10057501	2	Entrainer Mount Tap Block, Long
10	G10302501	1	Foam Cord, 58", 40 Bushel Tank
	G10302503		Foam Cord, 78.651", 55 Bushel Tank
11	---	---	---
12	G11261	14	Hex Socket Head Cap Screw, $\frac{3}{8}$ "-16 x 1", 40 Bushel Tank
	G11848	14	Hex Socket Head Cap Screw, $\frac{3}{8}$ "-16 x 1 $\frac{1}{4}$ ", 55 Bushel Tank
13	G11249	1	External Tooth Washer, $\frac{1}{4}$ "
14	G11528	1	Hex Nut W/External Tooth Washer, $\frac{1}{4}$ "-20
15	G10171	4	Hex Head Cap Screw, $\frac{5}{16}$ "-18 x 1 $\frac{1}{4}$ "
16	G10961	8	Flanged Whiz Lock Screw, $\frac{5}{16}$ "-18 x $\frac{3}{4}$ ", No Serration
17	G11386	4	Flat Washer, $\frac{5}{16}$ " SAE
18	G11182	4	Lock Nut W/Nylon Insert, $\frac{5}{16}$ "-18
19	G10529	1	External Tooth Lock Washer, $\frac{3}{8}$ "
20	G10961101	-	Bulk Fill Center Mount
21	G10961501	-	Bulk Fill Mount
22	G10961502	-	Bulk Fill Mount

(IP1685)

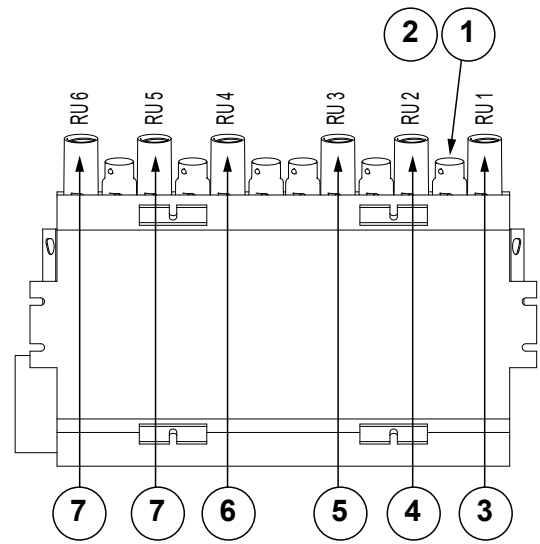


ITEM	PART NO.	QTY.	DESCRIPTION
1	GA17032	1	40 Bushel Bulk Fill Cradle, 12 Row
	GA17033	-	55 Bushel Bulk Fill Cradle, 16 Row and 24 Row
2	GD24693	2	Side Tank Clip
3	G11519	2	Hex Head Cap Screw, 1/2"-13 x 1 3/4"
	G10071	2	Serrated Flange Nut, 1/2"-13
4	G10033	2	Hex Head Cap Screw, 1/2"-13 x 3 1/2"
	GD4887-27	2	Sleeve, 1" O.D. x .562 I.D. x 2"
	G11389	4	Flat Washer, 1/2" Plated SAE
	G10974	2	Lock Nut W/Nylon Insert, 1/2"-13
5	GA14040	1	Rear Tank Mount, 12 Row
	GA17034	-	Rear Tank Mount, 16 Row and 24 Row
	GD20037	1	Pin, 1" x 5 3/8"
6	G10001	2	Hex Head Cap Screw, 3/8"-16 x 1"
	G10201	2	Special Washer, 3/8" x 1 1/2" O.D.
7	GD24695	2	Rear Tank Clip
8	G10974	2	Lock Nut W/Nylon Insert, 1/2"-13
	G11389	2	Flat Washer, 1/2" Plated SAE
9	G10045	2	Hex Head Cap Screw, 1/2"-13 x 4 1/2"
	G11389	2	Flat Washer, 1/2" Plated SAE
10	G10928601	1	40 Bushel Bulk Fill Tank, 12 Row
	G10128401	1	55 Bushel Bulk Fill Tank, 16 Row and 24 Row (Shown)
11	GD35274-01	1	Ribbon Sealer, 66 1/2"
12	G11522	18	Phillip Pan Head Tapping Screw, #8-18 x 5/8"
13	GD24386	6	Bulk Fill Lid Seal Ring Segment
14	GB0675	1	Bulk Fill Tank Lid Seal
15	GB1206	1	Bulk Fill Tank Lid Latch
16	GB0905	2	Lid Seal Ring Spacer
17	GD24754	4	Foam Seal
18	GD35857	6	Foam Seal Washer
19	GD35844	2	Top Ring Mount Plate
20	G10132501	10	Hex Flange Head Cap Screw, 1/4"-20 x 1 3/4"
21	GB0673	1	Bulk Fill Tank Lid
22	G11386	1	Flat Washer, 5/16" SAE
23	GD24879-01	1	Rope Tether, 36"

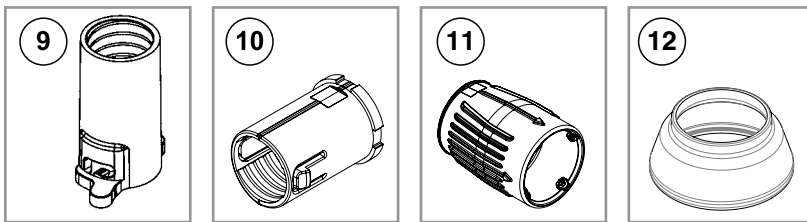
(106978)



R.H. Entrainer



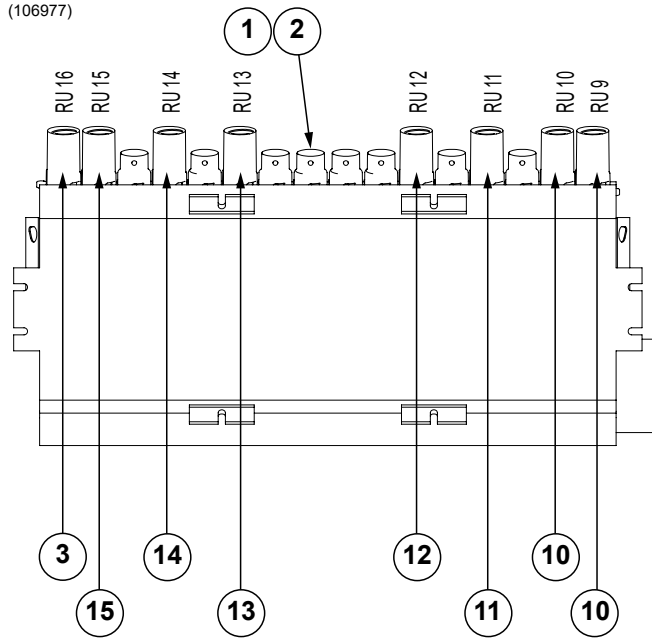
L.H. Entrainer



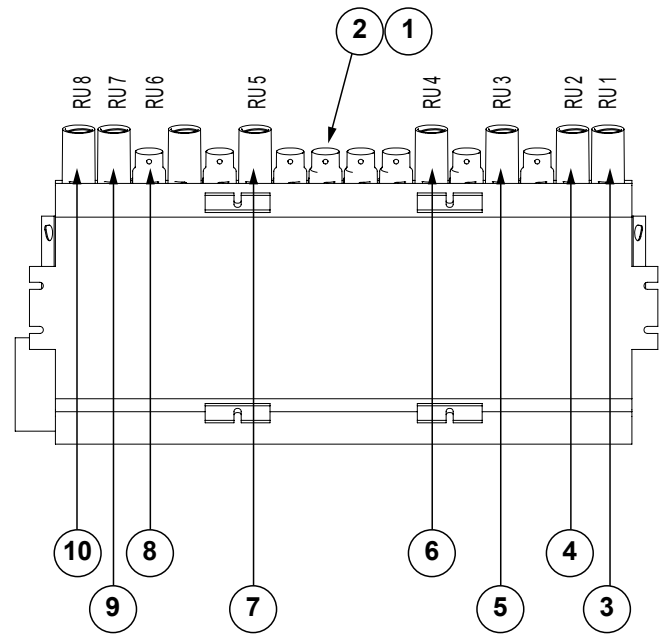
ITEM	PART NO.	QTY.	DESCRIPTION
1	GB0431	12	Bulk Fill Small Cap
2	GD19508	12	Small O-Ring
3	*A27295-267	2	Hose Assembly, 1 1/4" x 267"
4	*A27295-236	2	Hose Assembly, 1 1/4" x 236"
5	*A27295-210	2	Hose Assembly, 1 1/4" x 210"
6	*A27295-167	2	Hose Assembly, 1 1/4" x 167"
7	*A27295-76	4	Hose Assembly, 1 1/4" x 76"
8	---	---	---
9	GB0429 GD19508	- -	Seed Entrainer Quick Coupler Small O-Ring
10	G10646001	-	Bulk Fill Hose End
11	G10966001	-	Bulk Fill Hose Coupler
12	G10966101	-	Bulk Fill Coupler Boot

*Hose not stocked by Kinze repair parts, but is available in bulk. Order GR1947.

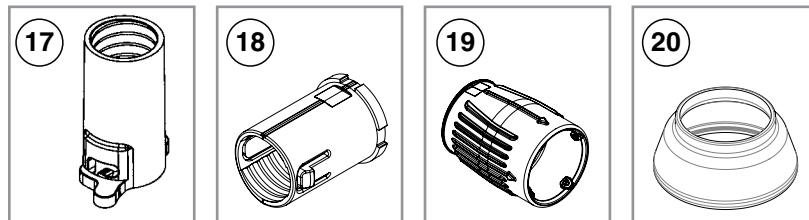
(106977)



R.H. Entrainer



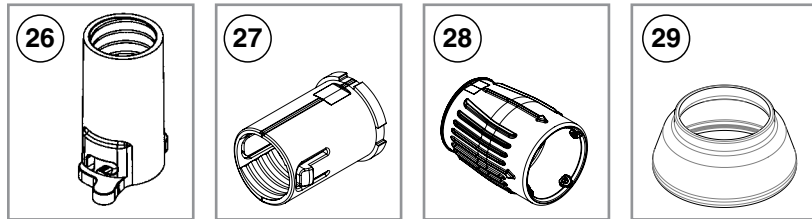
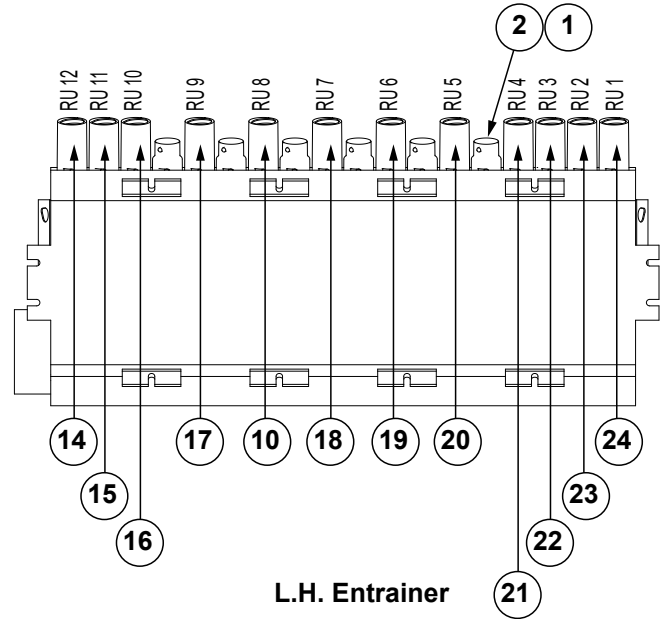
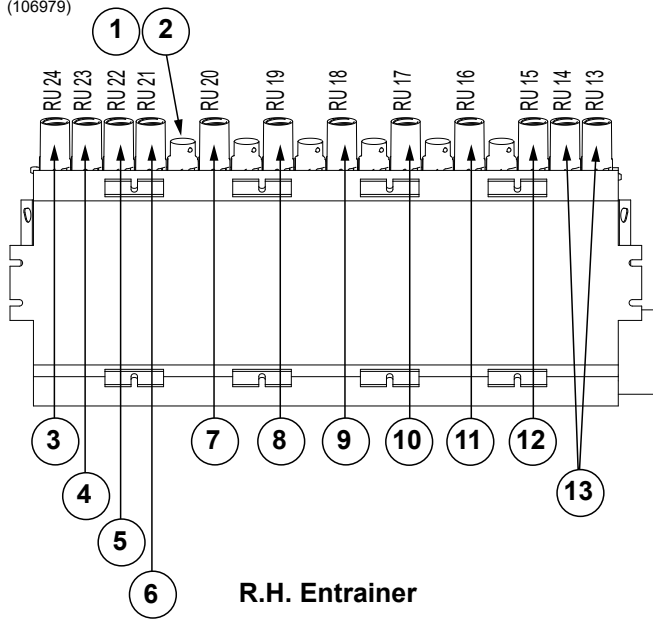
L.H. Entrainer



ITEM	PART NO.	QTY.	DESCRIPTION
1	GD19508	16	Small O-Ring
2	GB0431	16	Bulk Fill Small Cap
3	*A27295-324	2	Hose Assembly, 1 1/4" x 324"
4	*A27295-294	1	Hose Assembly, 1 1/4" x 294"
5	*A27295-259	1	Hose Assembly, 1 1/4" x 259"
6	*A27295-225	1	Hose Assembly, 1 1/4" x 225"
7	*A27295-192	1	Hose Assembly, 1 1/4" x 192"
8	*AA27295-170	1	Hose Assembly, 1 1/4" x 170"
9	*A27295-76	1	Hose Assembly, 1 1/4" x 76"
10	*A27295-72	3	Hose Assembly, 1 1/4" x 72"
11	*A27295-159	1	Hose Assembly, 1 1/4" x 159"
12	*A27295-180	1	Hose Assembly, 1 1/4" x 180"
13	*A27295-215	1	Hose Assembly, 1 1/4" x 215"
14	*A27295-249	1	Hose Assembly, 1 1/4" x 249"
15	*A27295-285	1	Hose Assembly, 1 1/4" x 285"
16	---	---	---
17	GB0429	-	Seed Entrainer Quick Coupler
	GD19508	-	Small O-Ring
18	G10646001	-	Bulk Fill Hose End
19	G10966001	-	Bulk Fill Hose Coupler
20	G10966101	-	Bulk Fill Coupler Boot

*Hose not stocked by Kinze repair parts, but is available in bulk. Order GR1947.

(106979)

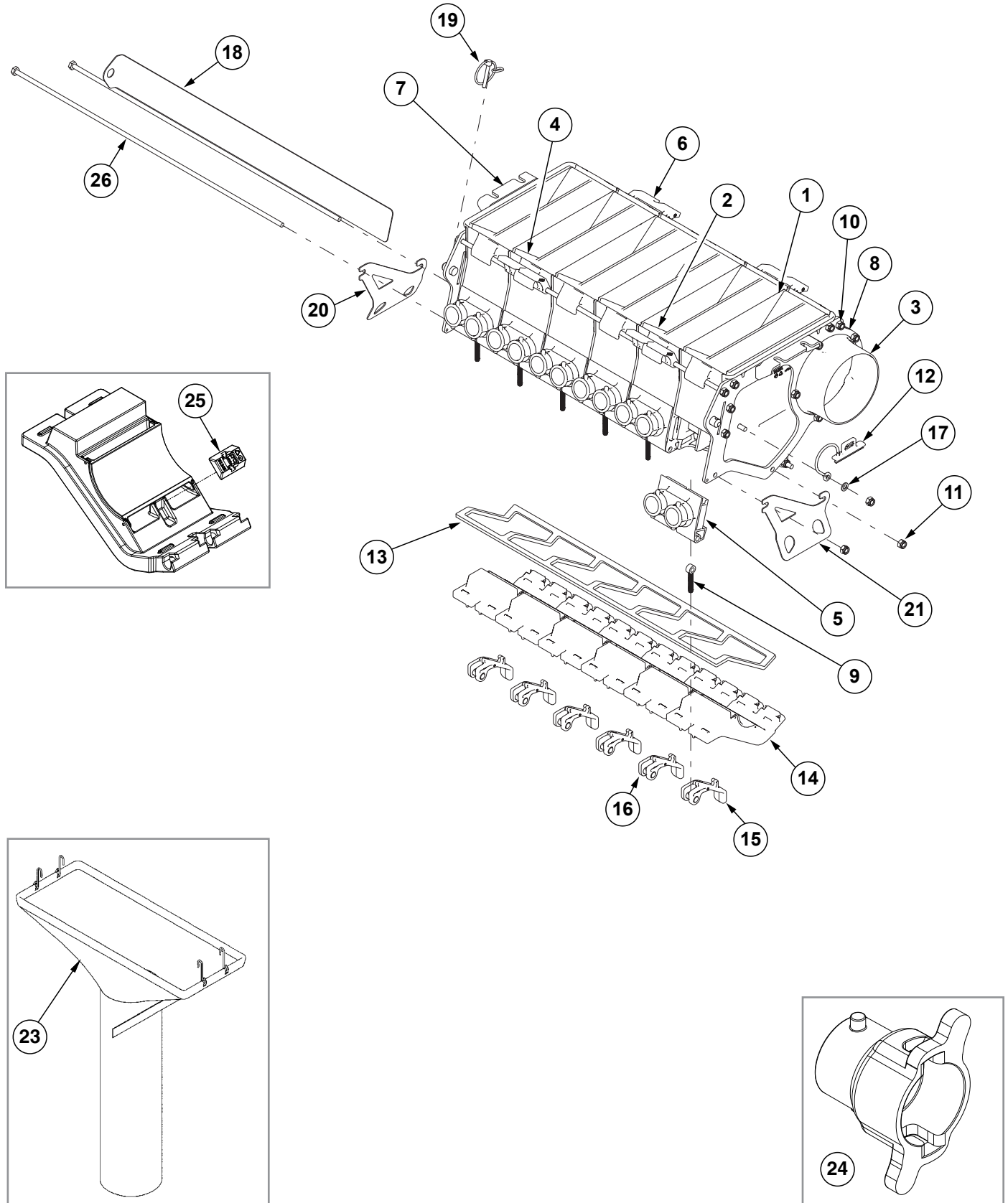


ITEM	PART NO.	QTY.	DESCRIPTION
1	GD19508	12	Small O-Ring
2	GB0431	12	Bulk Fill Small Cap
3	*A27295-432	1	Hose Assembly, 1¼" x 432"
4	*A27295-405	1	Hose Assembly, 1¼" x 405"
5	*A27295-388	1	Hose Assembly, 1¼" x 388"
6	*A27295-341	1	Hose Assembly, 1¼" x 341"
7	*A27295-324	1	Hose Assembly, 1¼" x 324"
8	*A27295-288	1	Hose Assembly, 1¼" x 288"
9	*A27295-246	1	Hose Assembly, 1¼" x 246"
10	*A27295-230	2	Hose Assembly, 1¼" x 230"
11	*A27295-170	1	Hose Assembly, 1¼" x 170"
12	*A27295-149	1	Hose Assembly, 1¼" x 149"
13	*A27295-78	2	Hose Assembly, 1¼" x 78"
14	*A27295-83	1	Hose Assembly, 1¼" x 83"
15	*A27295-79	1	Hose Assembly, 1¼" x 79"
16	*A27295-164	1	Hose Assembly, 1¼" x 164"
17	*A27295-159	1	Hose Assembly, 1¼" x 159"
18	*A27295-251	1	Hose Assembly, 1¼" x 251"
19	*A27295-280	1	Hose Assembly, 1¼" x 280"
20	*A27295-310	1	Hose Assembly, 1¼" x 310"
21	*A27295-352	1	Hose Assembly, 1¼" x 352"
22	*A27295-380	1	Hose Assembly, 1¼" x 380"
23	*A27295-400	1	Hose Assembly, 1¼" x 400"
24	*A27295-430	1	Hose Assembly, 1¼" x 430"
25	---	---	---
26	GB0429	-	Seed Entrainer Quick Coupler
	GD19508	-	Small O-Ring
27	G10646001	-	Bulk Fill Hose End
28	G10966001	-	Bulk Fill Hose Coupler
29	G10966101	-	Bulk Fill Coupler Boot

*Hose not stocked by Kinze repair parts, but is available in bulk. Order GR1947.

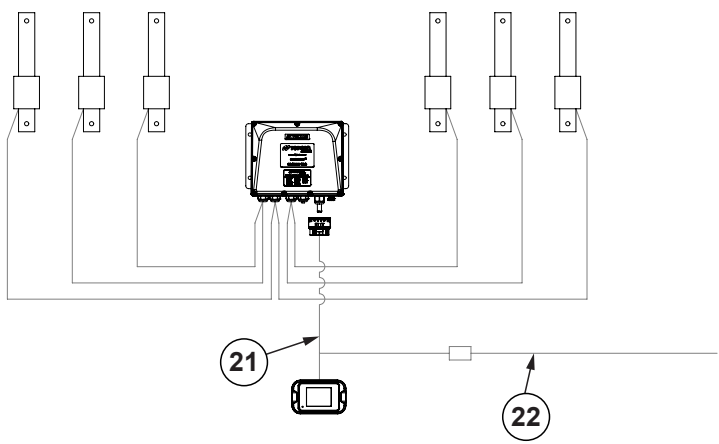
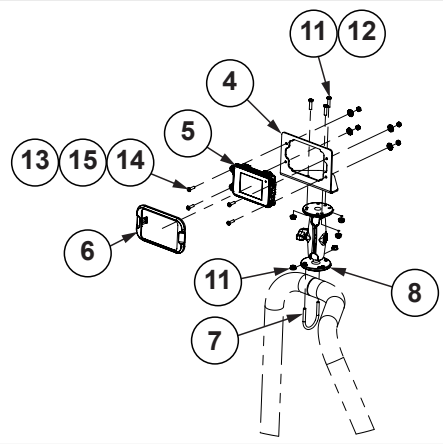
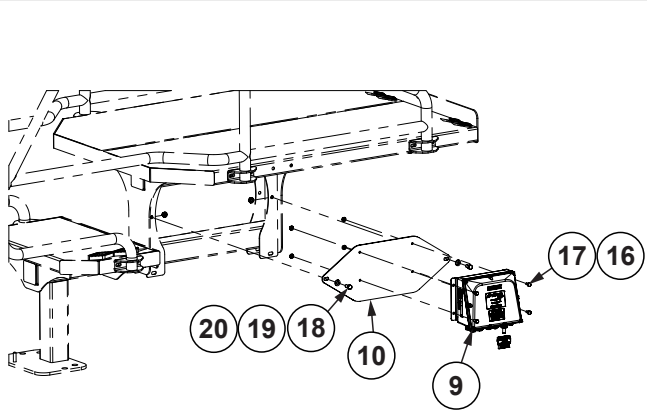
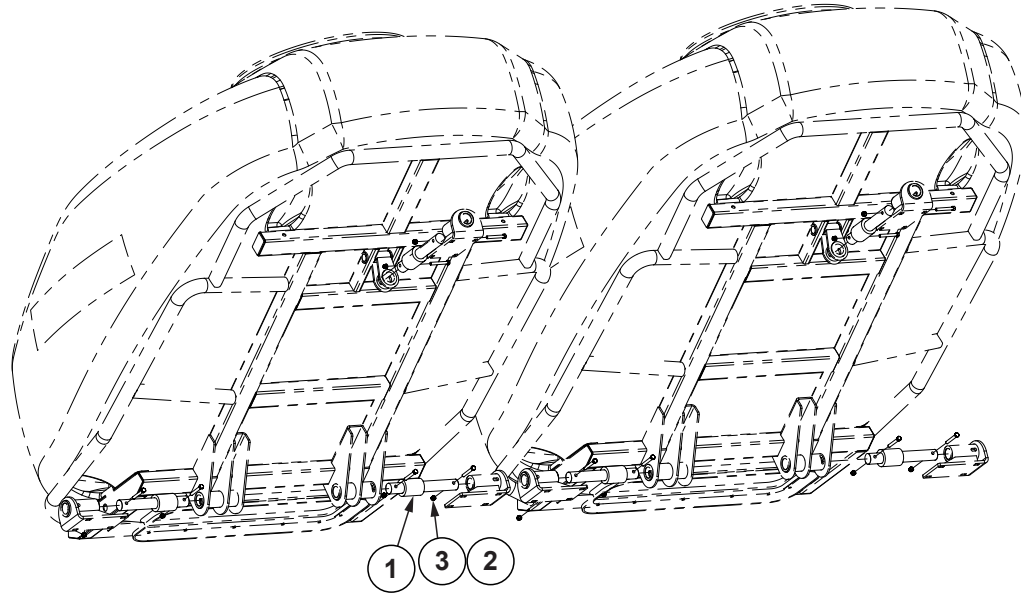
(A27159)

L.H. 12 Section Shown



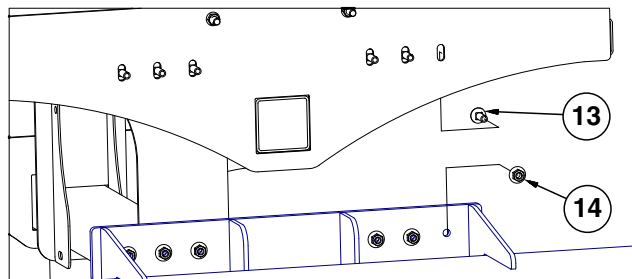
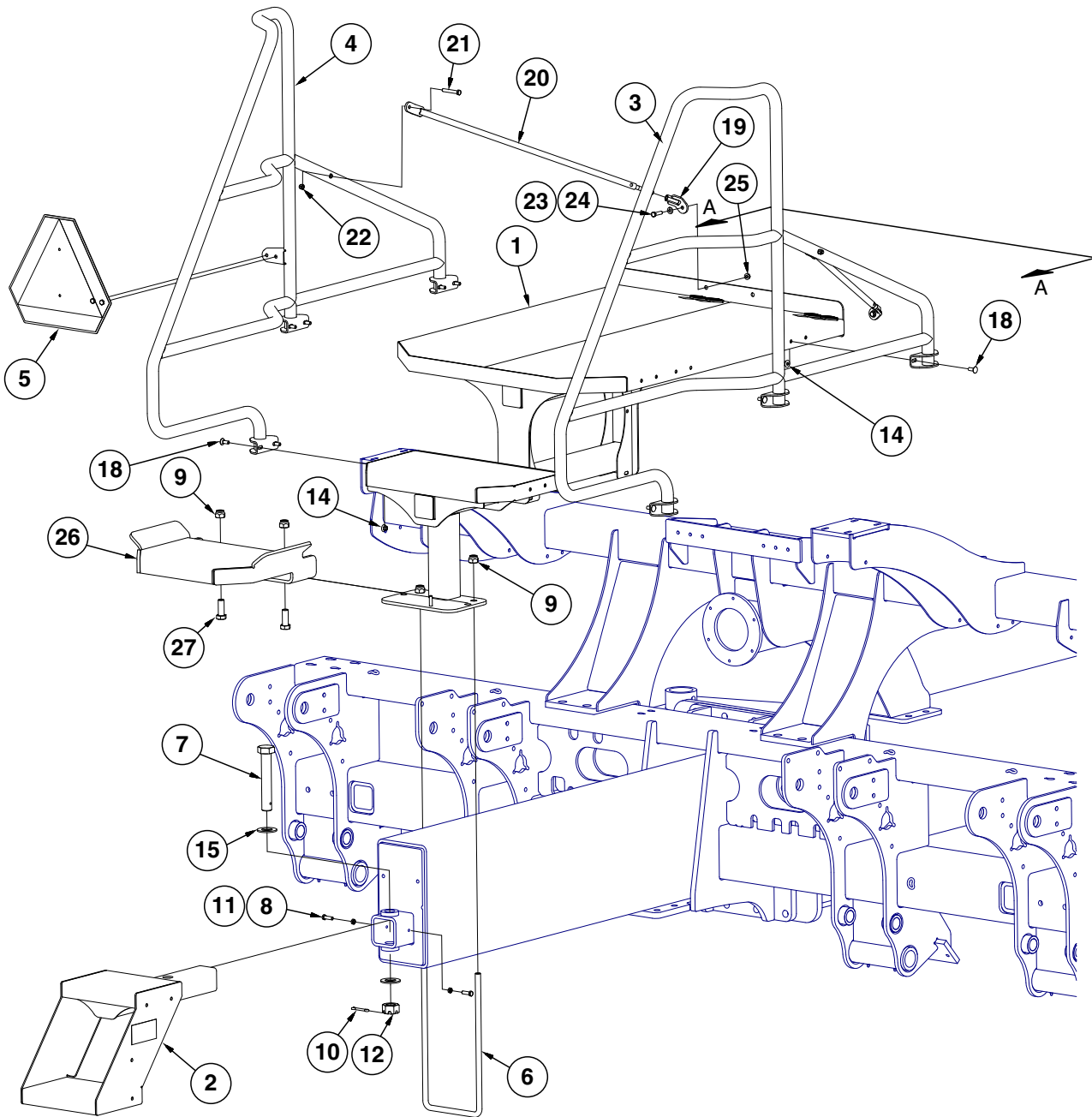
ITEM	PART NO.	QTY.	DESCRIPTION
1	GB1195	6	Entrainer Section
2	GB1197	5	Entrainer Interior Wall
3	GB1201	1	Entrainer End Cap, L.H.
4	GB1199	1	Entrainer End Cap, L.H.
5	GB1196	6	Entrainer Outlet Dual, 1"
6	GB1204	4	Entrainer Mount Adapter
7	G10950901	1	Entrainer Retainment Assembly, L.H.
8	G10950801	1	Entrainer Retainment Assembly, R.H.
9	GD19864	6	Eye Bolt, ¼"-20 x 1.83"
10	GD37049	13	Hex Head Cap Screw, ¼"-20 x 21¼", Grade 2, 12 Section
	GD19852	2	Hex Head Cap Screw, ¼"-20 x 22", Grade 5, 12 Section
	GD37051	15	Hex Head Cap Screw, ¼"-20 x 31½", Grade 2, 18 Section
11	G11320	15	Lock Nut, ¼"-20, Grade B
12	GB0444	2	Bulk Fill Shutoff Door Plug
13	G10301201	1	Cleanout Door Gasket, 12 Section
	G10301401	1	Cleanout Door Gasket, 18 Section
14	GA26104	6	Entrainer Door
15	GB1203	6	Entrainer Door Latch
16	GD21080	6	Cam Nut, ¼"-20
17	G11328	2	Washer, ¼"
18	G10495103	1	Entrainer Slide, 12 Section
	G10495101	1	Entrainer Slide, 18 Section
19	G11339	1	Pin W/Chain
20	G10017201	1	Bulk Fill Chute Hanger
21	G10017301	1	Bulk Fill Chute Hanger
22	---	---	---
23	GA14822	1	Cleanout Chute, 12 Section
	GA14128	1	Cleanout Chute, 18 Section
24	GB0431	-	Bulk Fill Small Cap (If Applicable)
25	GB1205	-	Entrainer Insert
A	GA27158	-	12 Section Bulk Fill Entrainer Assembly, R.H. (Items 1-21) 12 Section
B	GA27159	-	12 Section Bulk Fill Entrainer Assembly, L.H. (Shown) (Items 1-21) 12 Section
C	GA27161	-	18 Section Bulk Fill Entrainer Assembly, R.H. (Items 1-21) 18 Section
D	GA27164	-	18 Section Bulk Fill Entrainer Assembly, L.H. (Items 1-21) 18 Section

(10325101)



ITEM	PART NO.	QTY.	DESCRIPTION
1	GA14135	6	Load Cell
2	G10325	12	Hex Head Cap Screw, 3/8"-16 x 2 3/4"
3	G10108	12	Lock Nut, 3/8"-16
4	G10242601	1	Display Mount Bracket
5	G10488901	1	Scale Display
6	G10267101	1	PHD28 Bezel
7	GD20282	1	U-Bolt, #10-32
8	GA12403	1	Mounting Bracket Assembly, Includes: (2) Mounting Brackets, (2) Connector Halves, (1) Compression Spring
9	G10002701	1	CAN Scale Module
10	GD26310	1	Module Mounting Bracket
11	G11284	5	Serrated Flange Nut, No. 8-32
12	G11401	3	Phillips Pan Head Machine Screw, No. 10-32 x 3/4", Stainless Steel
13	G10251	4	Hex Nut, No. 8-32
14	G11065	4	Phillips Pan Head Machine Screw, No. 8-32 x 5/8", Stainless Steel
15	G10931	4	Lock Washer, No. 8, Internal/External, Stainless Steel
16	G10621	4	Serrated Flange Nut, 1/4"-20
17	G10020	4	Hex Head Cap Screw, 1/4"-20 x 5/8"
18	G10002	2	Hex Head Cap Screw, 3/8"-16 x 3/4"
19	G11387	2	Flat Washer, 3/8" SAE
20	G10622	2	Serrated Flange Nut, 3/8"-16
21	G10242801	1	PHD28 Bulk Fill Scale CAN Cable
22	G10286101	1	CAN Stub Harness

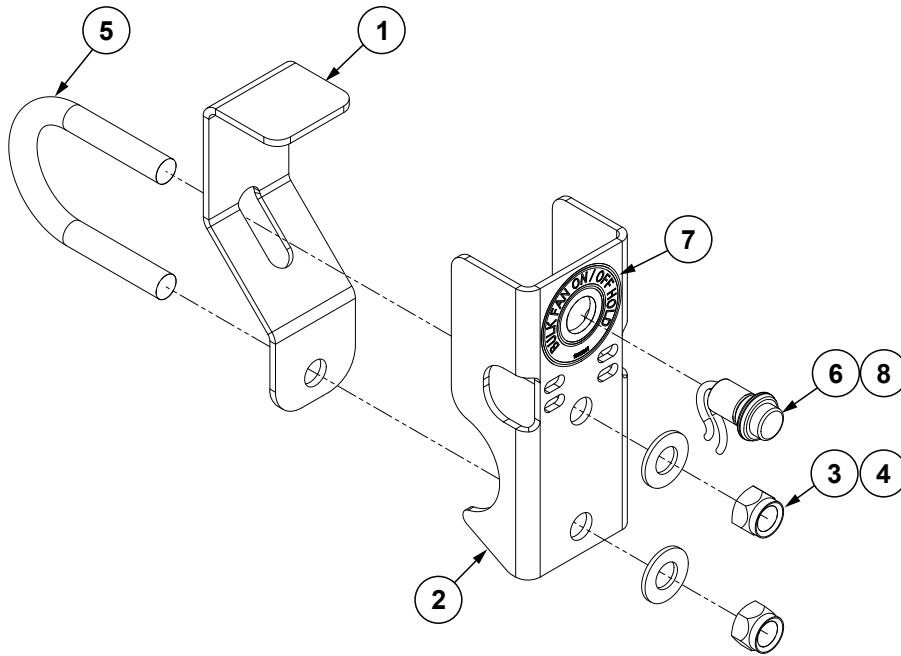
(A18123)



View A-A

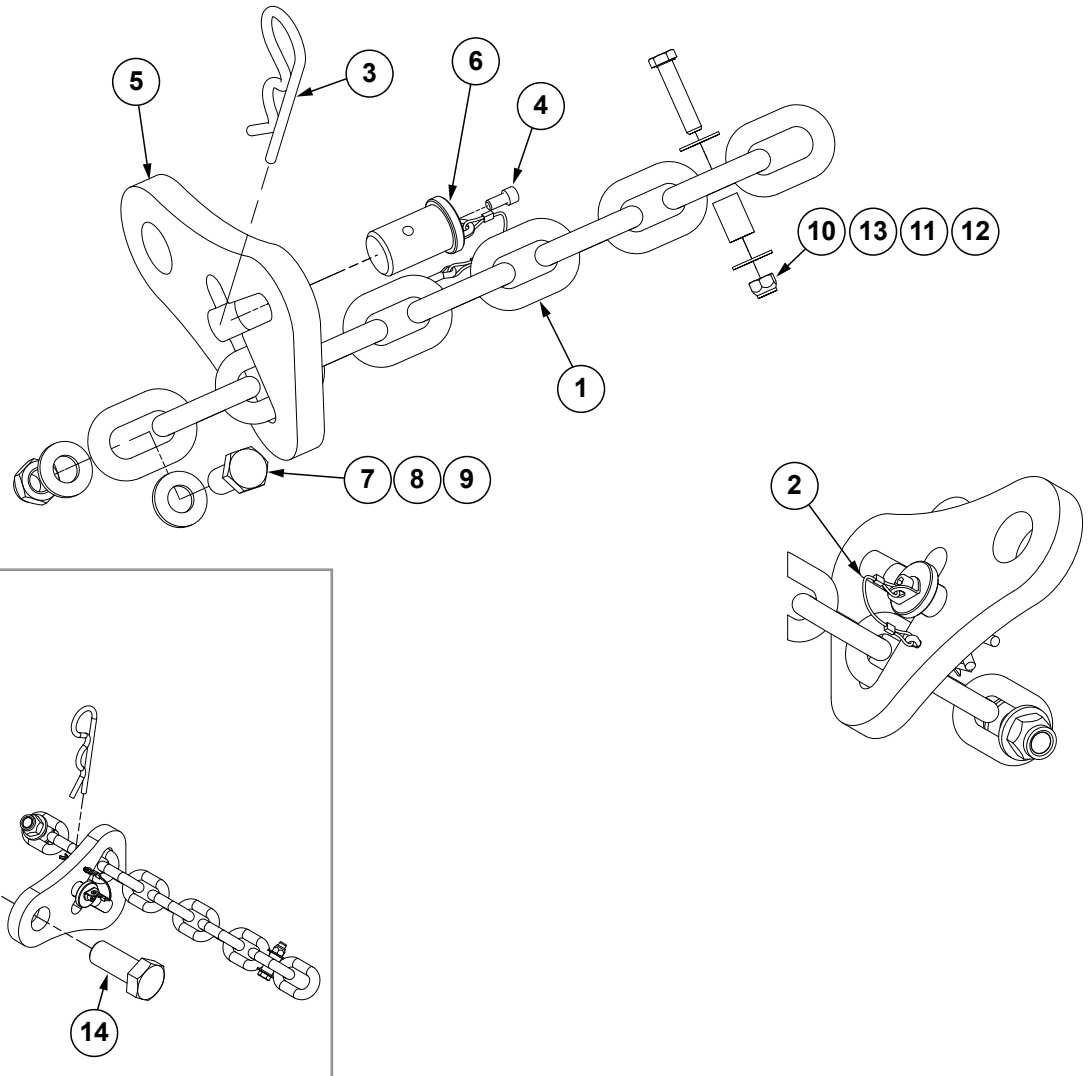
ITEM	PART NO.	QTY.	DESCRIPTION
1	GA19285	1	Catwalk, 24 Row
	GA19288	-	Catwalk, 12 Row and 16 Row
2	GA17502	1	Bottom Step, 24 Row
	GA19327	-	12 Row and 16 Row
3	GA17486	1	R.H. Handrail, 24 Row
	GA17482	-	R.H. Handrail, 16 Row
	GA17484	-	R.H. Handrail, 12 Row
4	GA17487	1	L.H. Handrail, 24 Row
	GA17483	-	L.H. Handrail, 16 Row
	GA17485	-	L.H. Handrail, 12 Row
5	GD27204	1	SMV Backer Plate
	G10001	2	Hex Head Cap Screw, 3/8"-16 x 1"
	G11091	2	Serrated Flange Nut, 3/8"-16
6	GD25499	1	U-Bolt, 8" x 16" x 3/4"-10, 24 Row
7	GD15939	1	Hex Head Cap Screw, 1 1/4"-7 x 7 1/2"
8	G10004	2	Hex Head Cap Screw, 3/8"-16 x 1 1/4"
9	G10112	4	Lock Nut, 3/4"-10
10	G10460	1	Cotter Pin, 1/4" x 2"
11	G10497	2	Hex Jam Nut, 3/8"-16, Grade 2
12	G10506	1	Slotted Nut, 1 1/4"-7
13	G10599	6	Carriage Bolt, 3/8"-16 x 1 1/4"
14	G11091	18	Serrated Flange Nut, 3/8"-16
15	G11396	2	Flat Washer, 1 1/4" SAE
16	---	-	---
17	---	-	---
18	G10305	12	Carriage Bolt, 3/8"-16 x 1"
19	GA18852	2	Rail Brace Nut
20	GA18853	2	Rail Brace Strut
21	G10049	2	Hex Head Cap Screw, 3/8"-16 x 2 1/2"
22	G10108	2	Lock Nut, 3/8"-16
23	G11387	2	Flat Washer, 3/8" SAE
24	G10003	2	Hex Head Cap Screw, 3/8"-16 x 1 1/2"
25	G10622	2	Serrated Flange Nut, 3/8"-16
26	GA19286	1	Step, 24 Row W/O Granular Chemical
	GA19287	-	Step, 24 Row W/Granular Chemical
	GA19289	-	Step, 12 Row and 16 Row W/O Granular Chemical
	GA19290	-	Step, 12 Row and 16 Row W/Granular Chemical
27	G10026	2	Hex Head Cap Screw, 3/4"-10 x 2"

(109674)



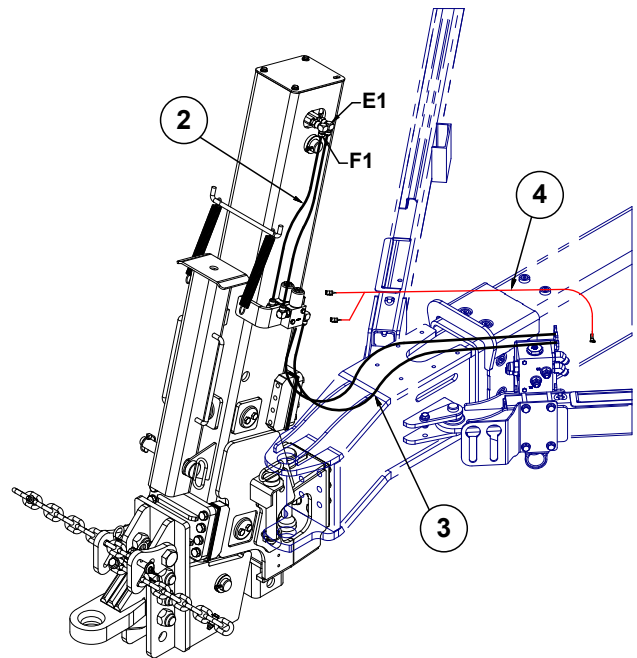
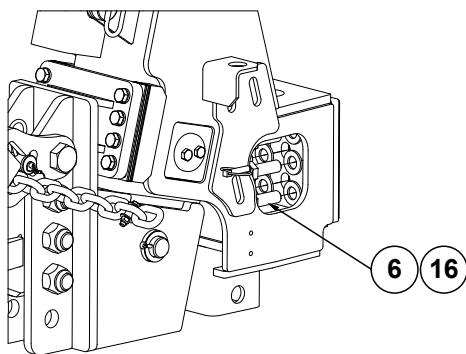
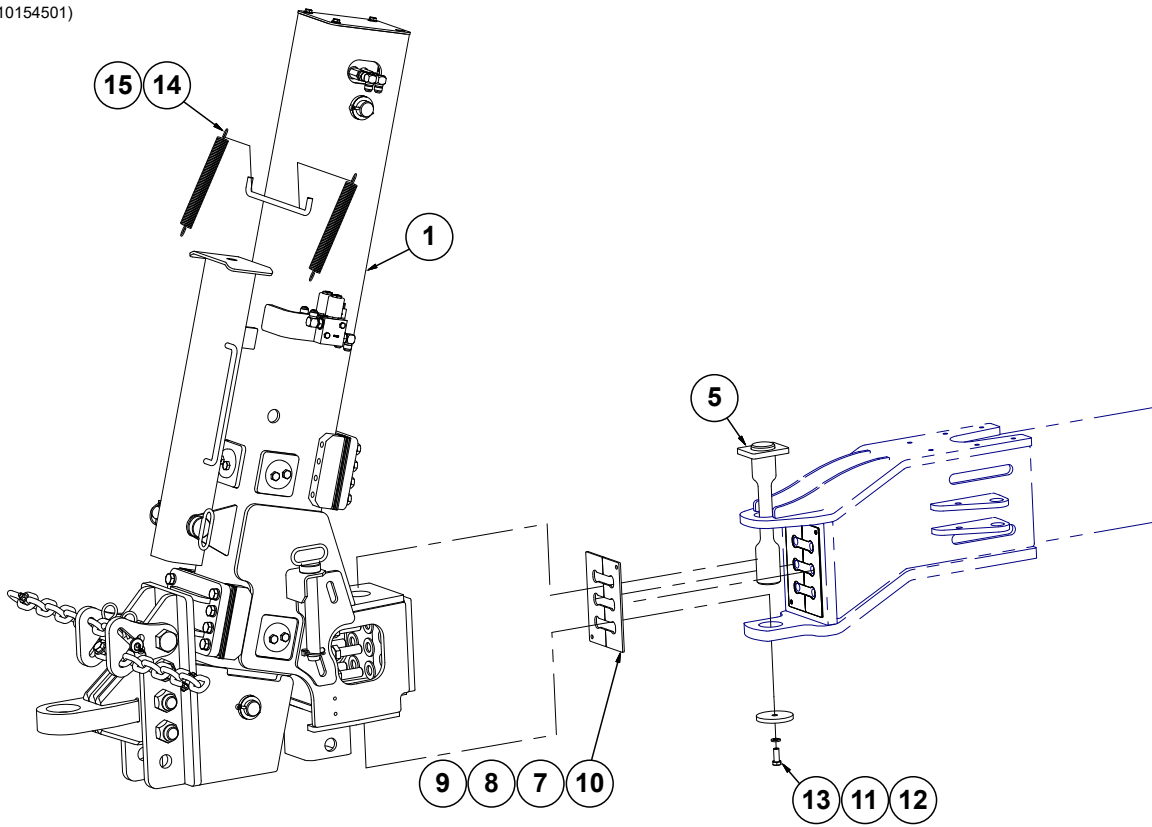
ITEM	PART NO.	QTY.	DESCRIPTION
1	G10967101	1	Fan Switch Bracket
2	G10967201	1	Fan Switch Mount
3	G10108	2	Lock Nut, 3/8"-16
4	G11387	2	Flat Washer, 3/8" SAE
5	GD27190	1	U-Bolt, 1 1/2" x 3/8"-16
6	GA15485	1	Button
7	---	1	See "Decals, Paint, and Miscellaneous" on page P357
8	G10963101	1	Bulk Fill Shutoff Intercept Harness

(A25107)



ITEM	PART NO.	QTY.	DESCRIPTION
1	G3324-01	1	Safety Chain, 13MM Grade 70, 97½"
2	GD35339	1	Looped Tether W/Tabs and Cotter Pin
3	G10671	1	Hairpin Cotter, ⅜" x 3¼"
4	G11874	1	Hex Socket Head Cap Screw, ¼"-20 x ½"
5	GD35127	1	Single Chain Latch
6	GD35340	1	Chain Latch Pin
7	G10007	1	Hex Head Cap Screw, ⅝"-11 x 1½"
8	G11391	2	Flat Washer, ⅝" SAE
9	G10107	1	Lock Nut, ⅝"-11
10	G10108	1	Lock Nut, ⅜"-16
11	GD8893-07	1	Sleeve, 1" Long
12	G10047	1	Hex Head Cap Screw, ⅜"-16 x 1¾"
13	G10210	2	Washer, ⅜" USS
14	G11058	1	Hex Head Cap Screw, 1¼"-7 x 3"
15	G10157	3	Lock Nut, 1¼"-7
A	G9948X	-	⅜" Transport Safety Chain Package (Items 1-13)

(10154501)



Hose Assembly View
(Some items not shown for clarity)

Drawbar Hitch

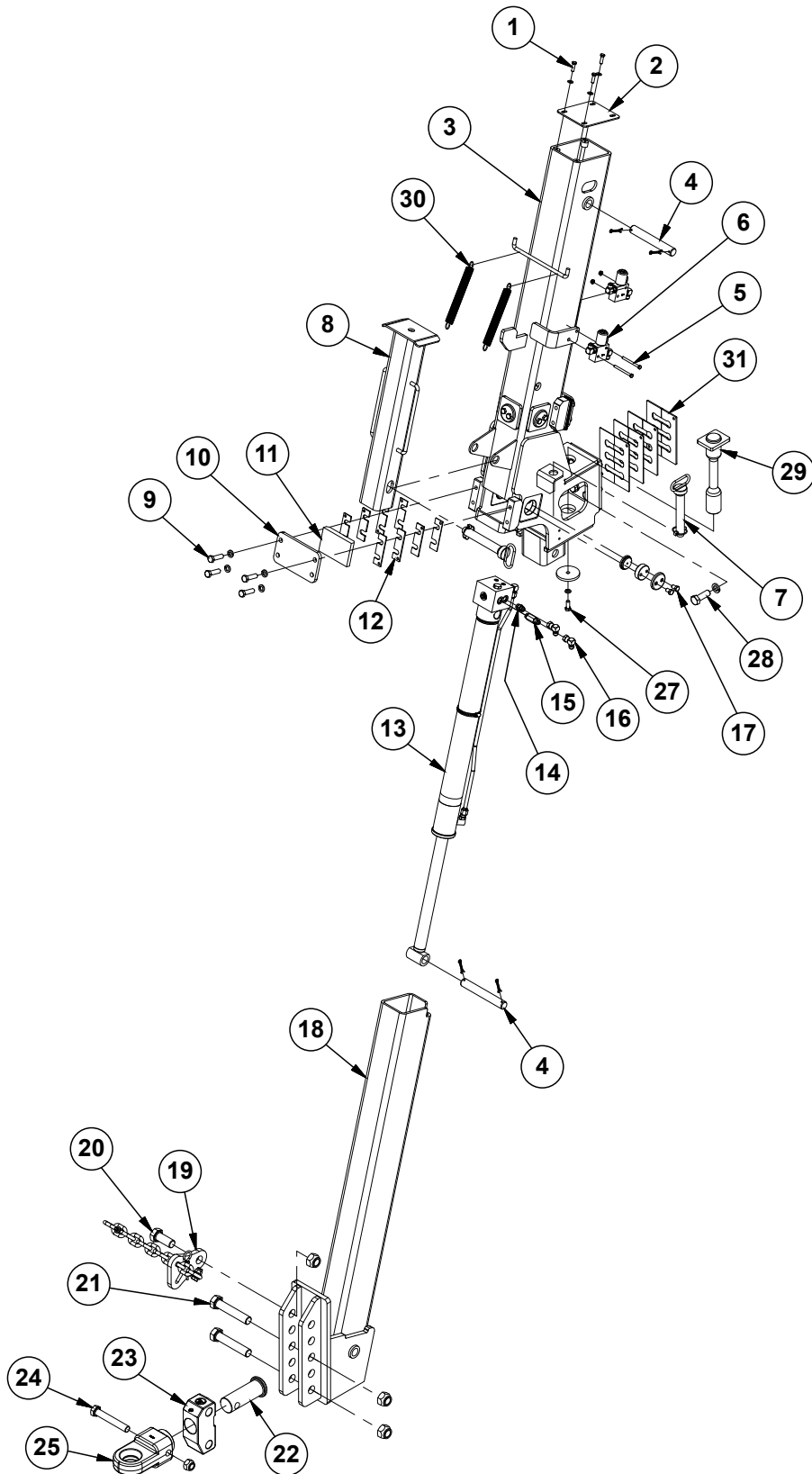
M0321-02

Model 5900

ITEM	PART NO.	QTY.	DESCRIPTION
1	---	1	See "Drawbar Hitch Assembly, 12 Row and 16 Row" on page P113 See "Drawbar Hitch Assembly, 24 Row" on page P115
2	*A1086	2	Hose Assembly, 3/8" x 28" (08F-08F)
3	*A18686-58	2	Hose Assembly, 1/2" AR x 58" (08F - 08F90S)
4	GA18712	1	Draw Bar Hitch Cable
5	GA20001	1	Hitch Pin, 12 ⁵ / ₈ "
6	G10956	6	Hex Head Cap Screw, 7/8"-9 x 2 1/2", Grade 5
7	GD29210-01	2	Hitch Shim, 14 Gauge (.0747") (As Required)
8	GD29210-02	2	Hitch Shim, 12 Gauge (.1046") (As Required)
9	GD29210-03	2	Hitch Shim, 10 Gauge (.1345") (As Required)
10	GD29210-04	2	Hitch Shim, 7 Gauge (.1793") (As Required)
11	G10228	1	Lock Washer, 1/2"
12	GD25785	1	Washer Cap
13	G10037	1	Hex Head Cap Screw, 1/2"-13 X 1 1/4"
14	GD0829	2	Spring
15	GA14152	2	Hose Strap
16	G10330	6	Lock Washer, 7/8", 12 Row and 16 Row
	G11393	6	Flat Washer, 7/8", 24 Row

*** Hydraulic hose is not stocked by Kinze Repair Parts, but can be made available on a special order basis. Call for quote.**

(IP1644)



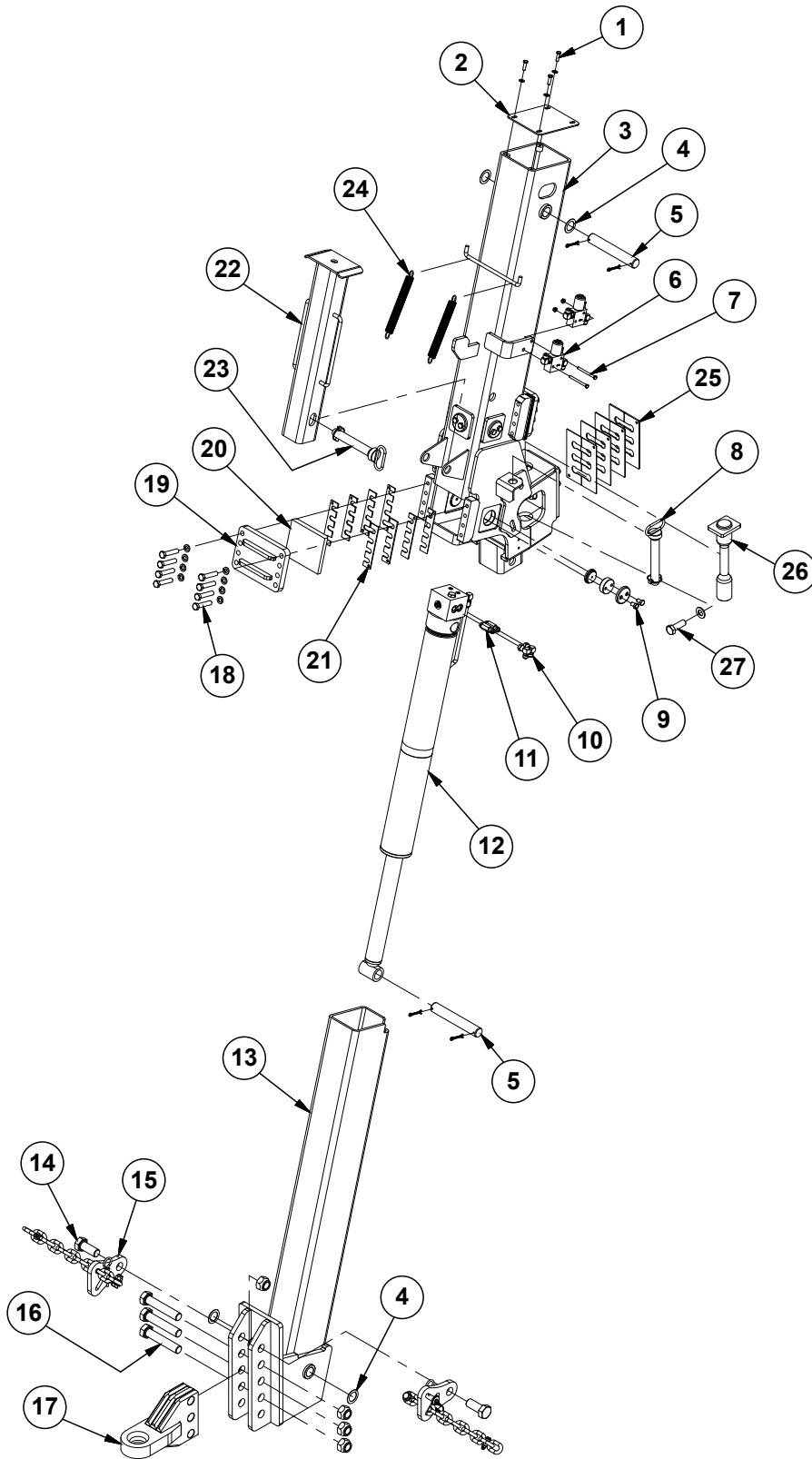
Drawbar Hitch Assembly, 12 Row and 16 Row

M0321-02

Model 5900

ITEM	PART NO.	QTY.	DESCRIPTION
1	G10004	3	Hex Head Cap Screw, 3/8"-16 x 1 1/4"
	G11387	3	Flat Washer, 3/8" SAE
2	GD20229	1	Outer Plate Cover
3	G10072701	1	Outer Hitch
4	GD3421	2	Pin, 1 1/4" x 8 3/4"
	G10460	4	Cotter Pin, 1/4" x 2"
5	G10936	2	Hex Head Cap Screw, 5/16"-18 x 3 1/2"
	G10620	2	Serrated Flange Nut, 5/16"-18
6	GA19428	2	See "Drawbar Hitch Valve Block" on page P242
7	GA21628	2	Safety Pin
8	GA18129	1	Jack Stand
9	G10006	8	Hex Head Cap Screw, 5/8"-11 x 2 1/4"
	G10230	8	Lock Washer, 5/8"
10	GD25694	2	Wear Plate
11	GD29635	2	Wear Pad
12	GD20102	4	Shim, 1 1/2" x 5", 7 Gauge (.1793") (As Required)
	GD20190	8	Shim, 1 1/2" x 5", 10 Gauge (.1345") (As Required)
	GD20191	4	Shim, 1 1/2" x 5", 14 Gauge (.0747") (As Required)
13	GA14184	1	See "Drawbar Hitch Cylinder, 12 Row and 16 Row" on page P197
14	G6400-08	1	Connector W/O-Ring, 3/4"-16 Male JIC To O-Ring
	GR1037	-	O-Ring
15	G6400-L-08	1	Long Connector W/O-Ring, 3/4"-16 Male JIC To O-Ring
16	G6500-08	2	Swivel Elbow, 90°, 3/4"-16 Male JIC To Female
17	G10438	12	Hex Head Cap Screw, 1/2"-13 x 3/4", Grade 5
	GB0230	6	Cap
	GB0234	6	Adjustment Plug
	GD34081	6	Wear Pad
18	GA14174	1	Inner Hitch
19	---	1	See "Safety Chain" on page P98
20	G11058	1	Hex Head Cap Screw, 1 1/4"-7 x 3"
	G10157	1	Lock Nut, 1 1/4"-7
21	G10042	2	Hex Head Cap Screw, 1 1/4"-7 x 6 1/2"
	G10157	2	Lock Nut, 1 1/4"-7
22	GD13377	1	Spindle
23	GA9526	1	Swivel Block
24	G11186	1	Hex Head Cap Screw, 1"-8 x 6 1/2", Grade 5
	G10396	1	Lock Nut, 1"-8
25	G10706601	1	Single Clevis, Swivel Hitch
27	G10037	1	Hex Head Cap Screw, 1/2"-13 X 1 1/4"
	G10228	1	Lock Washer, 1/2"
	GD25785	1	Washer Cap
28	G10956	6	Hex Head Cap Screw, 7/8"-9 x 2 1/2", Grade 5
	G10330	6	Lock Washer, 7/8"
29	GA20001	1	Hitch Pin, 12 5/8"
30	GD0829	2	Spring
	GA14152	2	Hose Strap
31	GD29210-04	2	Hitch Shim, 7 Gauge (.1793")
	GD29210-01	2	Hitch Shim, 14 Gauge (.0747")
	GD29210-02	2	Hitch Shim, 12 Gauge (.1046")
	GD29210-03	2	Hitch Shim, 10 Gauge (.1345")

(IP1643)



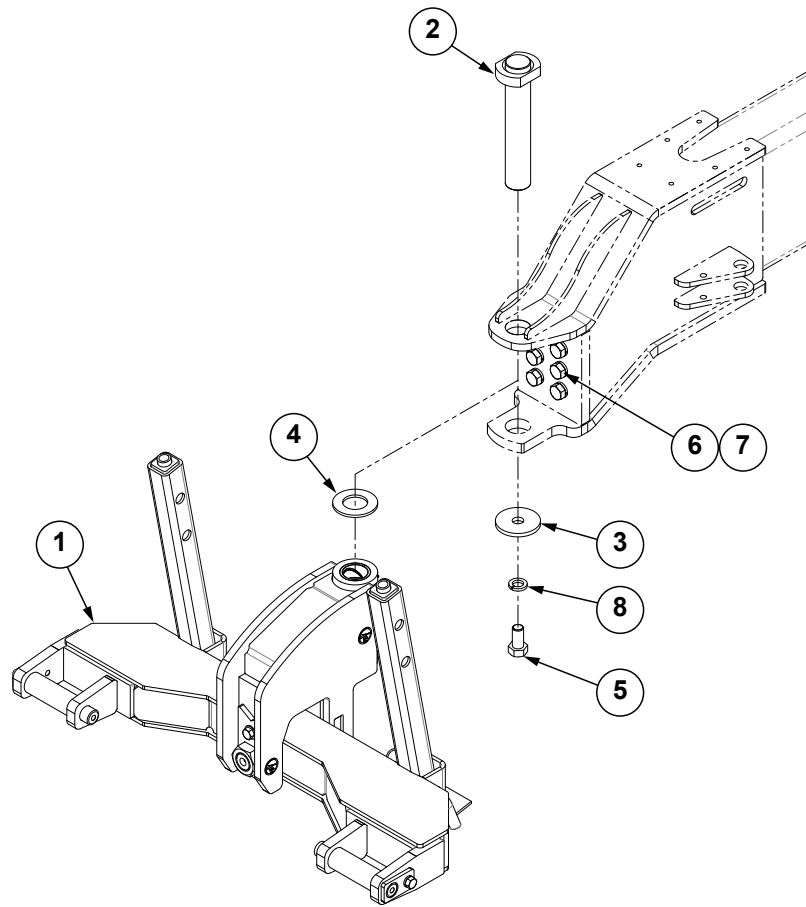
Drawbar Hitch Assembly, 24 Row

M0321-02

Model 5900

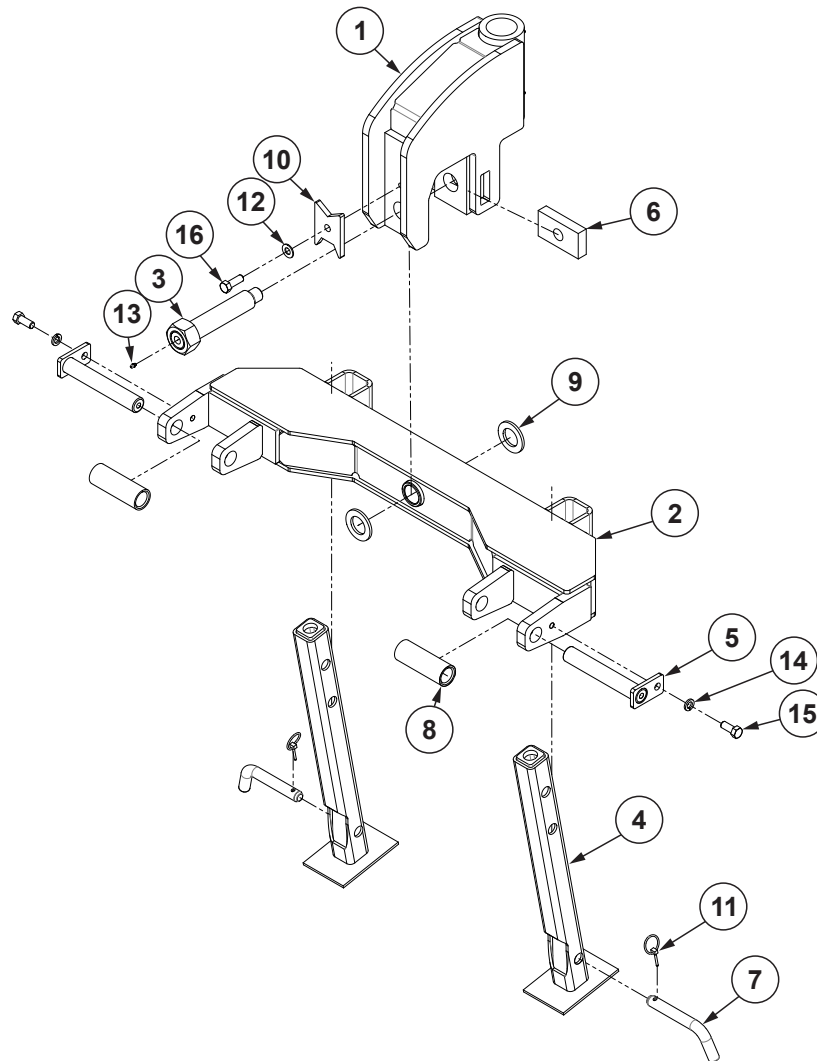
ITEM	PART NO.	QTY.	DESCRIPTION
1	G10004	3	Hex Head Cap Screw, 3/8"-16 x 1 1/4"
	G11387	3	Flat Washer, 3/8" SAE
2	GD30687	1	Outer Plate Cover
3	G10148201	1	Outer Hitch
4	G10450	4	Washer, 2 1/4", 18 Gauge (.0478")
5	GD9464-03	2	Pin, 1 1/2" x 9-1/2"
	G10460	4	Cotter Pin, 1/4" x 2"
6	GA19428	2	See "Drawbar Hitch Valve Block" on page P242
7	G10936	2	Hex Head Cap Screw, 5/16"-18 x 3 1/2"
	G10620	2	Serrated Flange Nut, 5/16"-18
8	GA21628	1	Safety Pin, 7 1/4"
9	G10438	12	Hex Head Cap Screw, 1/2"-13 x 3/4"
	GB0230	6	Cap
	GB0234	6	Adjustment Plug
	GD34081	6	Wear Pad
10	G6500-08	2	Swivel Elbow, 90°, 3/4"-16 Male JIC To Female
11	G6400-L-08	2	Long Connector W/O-Ring, 3/4"-16 Male JIC To O-Ring
	GR1037	-	O-Ring
12	GA21585	1	See "Drawbar Hitch Cylinder, 24 Row" on page P198
13	GA21595	1	Inner Hitch
14	G11058	2	Hex Head Cap Screw, 1 1/4"-7 x 3"
	G10157	2	Lock Nut, 1 1/4"-7
15	GA25107	2	See "Safety Chain" on page P98
16	G10042	3	Hex Head Cap Screw, 1 1/4"-7 x 6 1/2"
	G10157	3	Lock Nut, 1 1/4"-7
17	G10694501	1	Clevis
18	G10010	16	Hex Head Cap Screw, 5/8"-11 x 3"
	G10230	16	Lock Washer, 5/8"
19	GA21598	2	Wear Support
20	GD30683	2	Wear Pad
21	GD30685	8	Shim, 10 Gauge (.1345")
	GD30684	4	Shim
	GD30686	4	Shim, 14 Gauge (.0747")
22	GA18129	1	Jack Stand
23	GA21628	1	Safety Pin
24	GD0829	2	Spring
	GA14152	2	Hose Strap
25	GD29210-04	2	Hitch Shim, 7 Gauge (.1793")
	GD29210-03	2	Hitch Shim, 10 Gauge (.1345")
	GD29210-02	2	Hitch Shim, 12 Gauge (.1046")
	GD29210-01	2	Hitch Shim, 14 Gauge (.0747")
26	GA20001	1	Hitch Pin, 12 5/8"
27	G10956	6	Hex Head Cap Screw, 7/8"-9 x 2 1/2", Grade 5
	G11393	6	Flat Washer, 7/8"

(106070)



ITEM	PART NO.	QTY.	DESCRIPTION
1	---	1	See "2-Point Hitch Assembly" on page P106
2	GA20002	1	Hitch Pivot Pin, 11 $\frac{7}{8}$ "
3	GD17245	1	Washer, 4" O.D. x 1 $\frac{1}{32}$ " I.D. X $\frac{3}{8}$ "
4	GD15725	1	Washer, 4" O.D. x 2 $\frac{1}{4}$ " I.D. x $\frac{1}{4}$ "
5	G11223	1	Hex Head Cap Screw, 1"-8 x 2"
6	G10956	6	Hex Head Cap Screw, $\frac{7}{8}$ "-9 x 2 $\frac{1}{2}$ ", Grade 5
7	G10330	6	Lock Washer, $\frac{7}{8}$ "
8	G10118	1	Lock Washer, 1"

(106069)

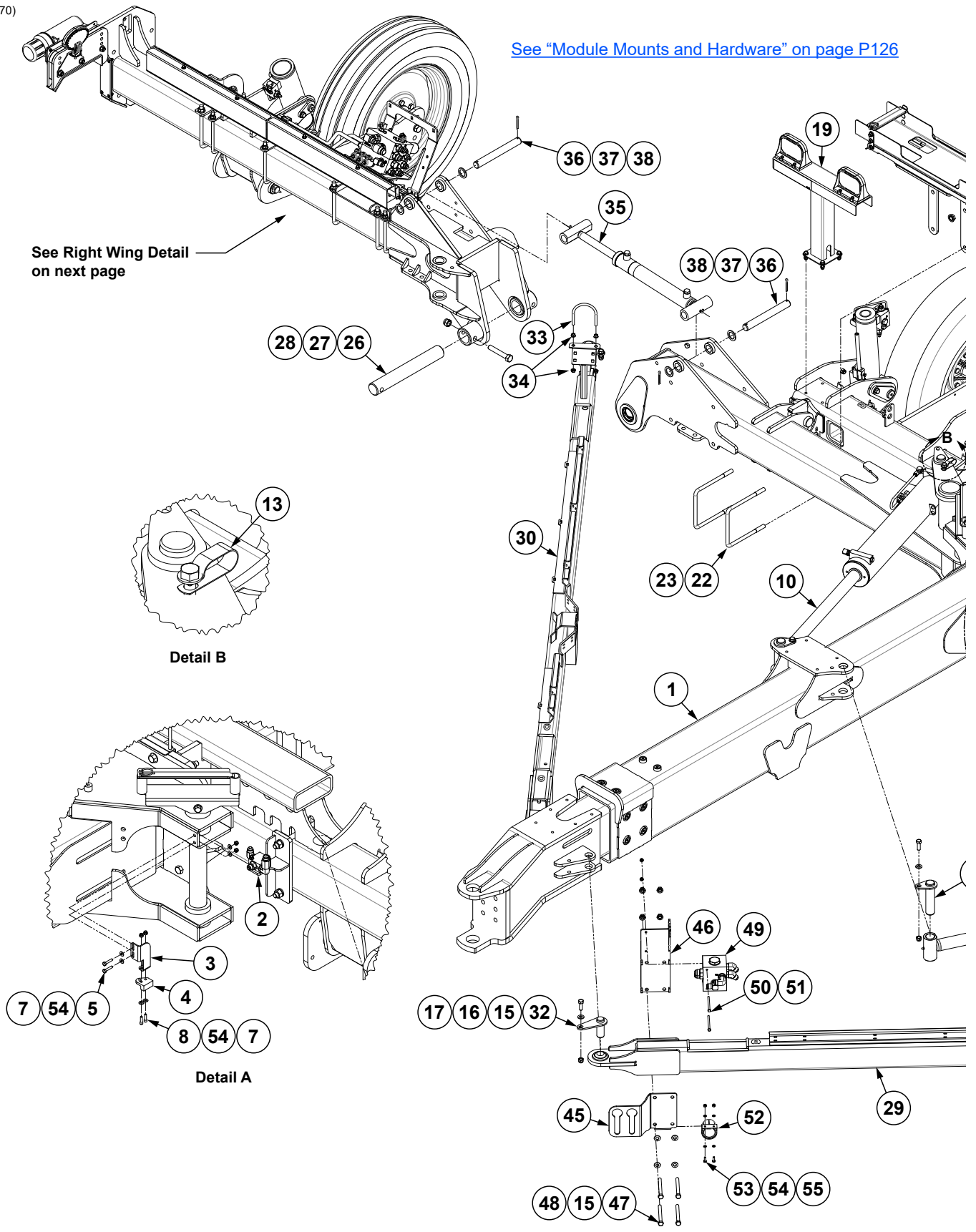


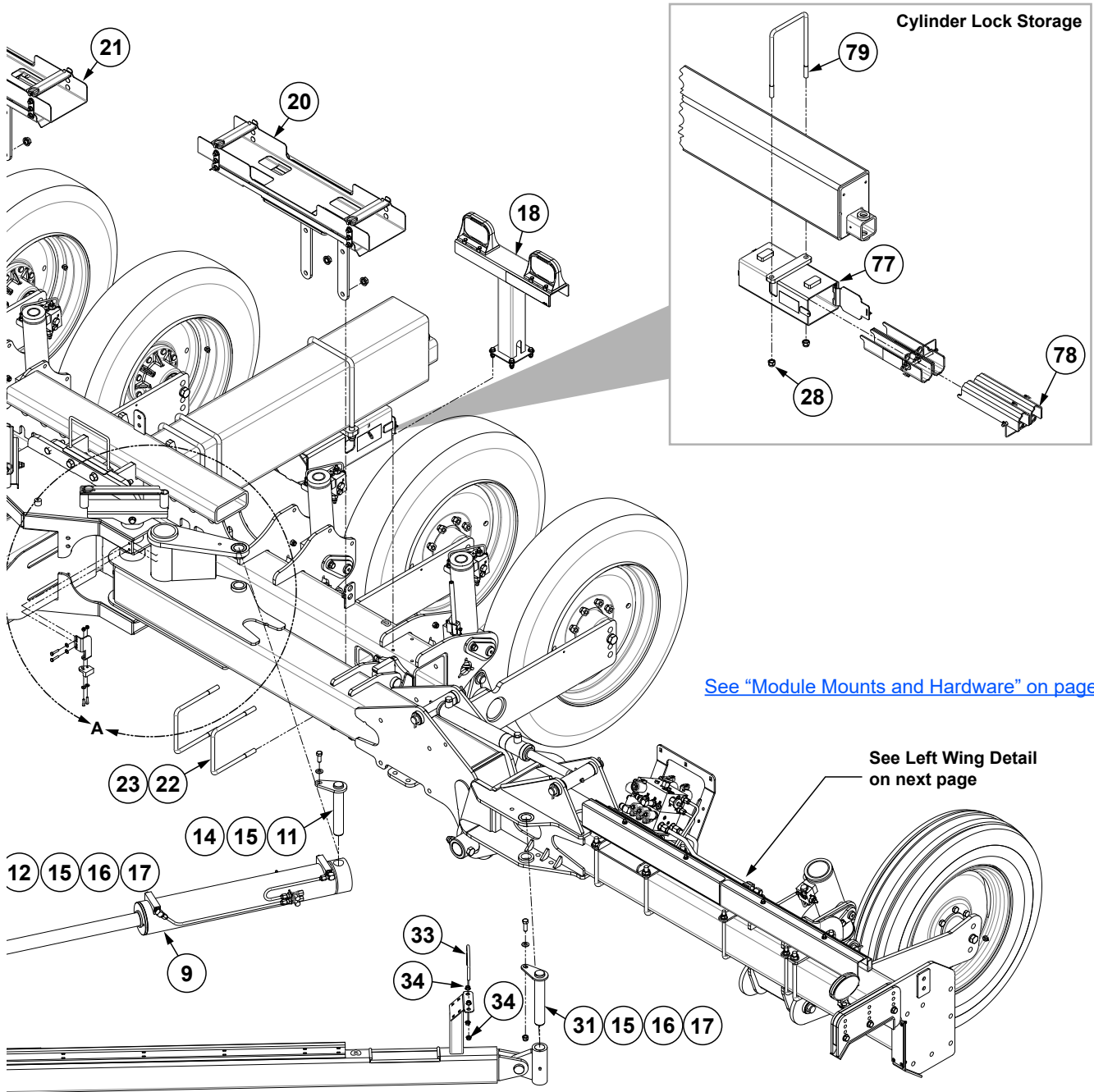
ITEM	PART NO.	QTY.	DESCRIPTION
1	GA16759 G10779 GD14562	1	Hitch Pivot Grease Fitting, 90°, 1/4"-28 Bushing, 2 ³ / ₄ " O.D. x 2 ¹ / ₄ " I.D. x 3", Hardened
2	G10588901	1	Hitch Bar
3	GA22293	1	Pivot Pin
4	GA19280	2	Tilt Jack Stand
5	GA11079	2	Hammer Strap, Category 3 And 3N
6	GD29419	1	Tap Bar
7	GD24396	2	Hitch Pin
8	GD16227	2	Bushing, 2" O.D. x 1 ²⁹ / ₆₄ " I.D. x 5 ⁵ / ₈ ", Category 4
9	GD16303	2	Washer, 3" O.D. x 1 ²⁵ / ₃₂ " x 1/4" Thick
10	GD15100	1	Hitch Pivot Lock Nut
11	GD5625	2	Lynch Pin, 3/16"
12	G11391	1	Flat Washer, 5/8" SAE
13	G10640	1	Grease Fitting, 1/4"-28
14	G10230	2	Lock Washer, 5/8"
15	G10007	2	Hex Head Cap Screw, 5/8"-11 x 1 1/2"
16	G10005	1	Hex Head Cap Screw, 5/8"-11 x 1 3/4"

(107270)

[See "Module Mounts and Hardware" on page P126](#)

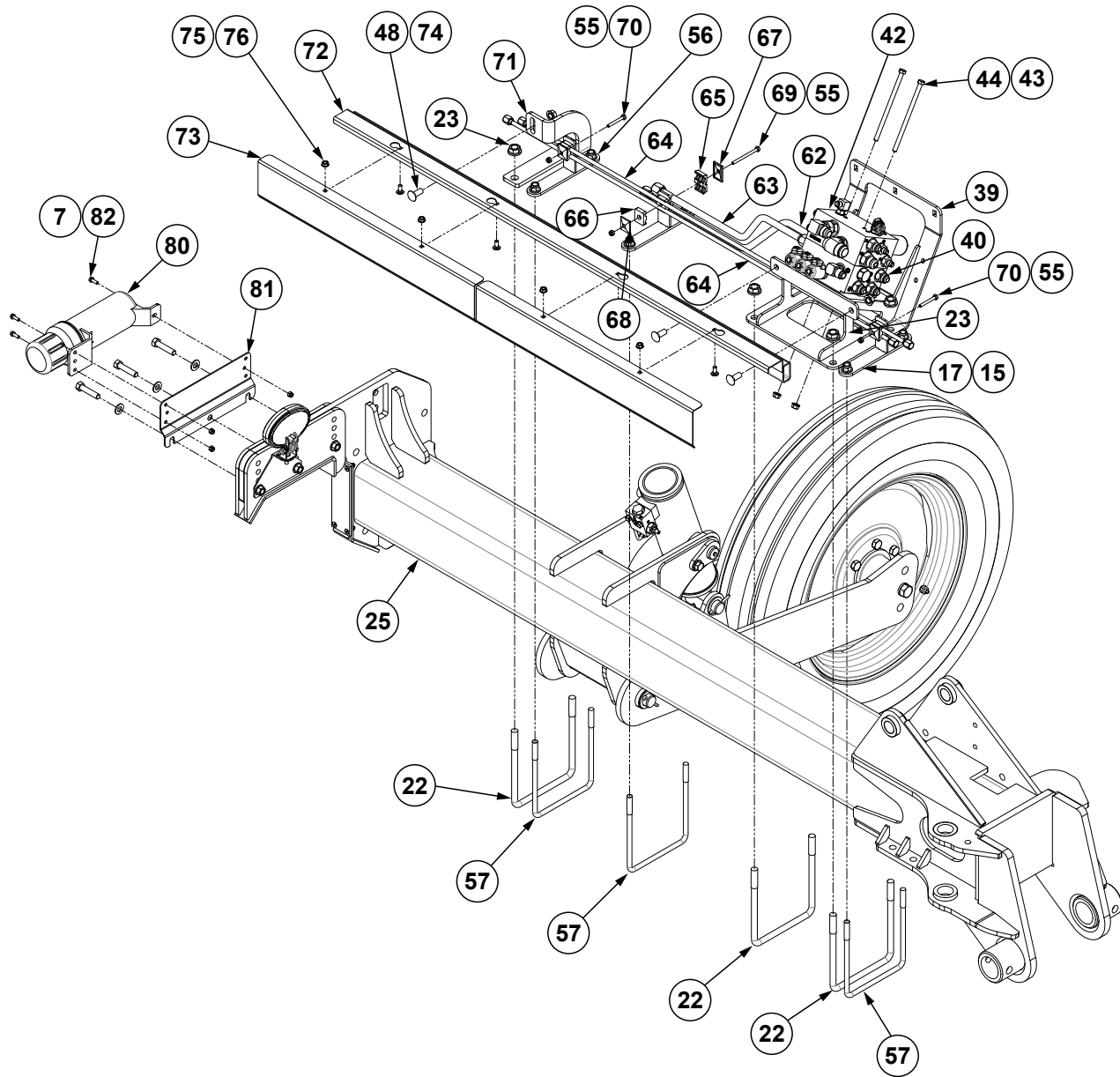
See Right Wing Detail on next page



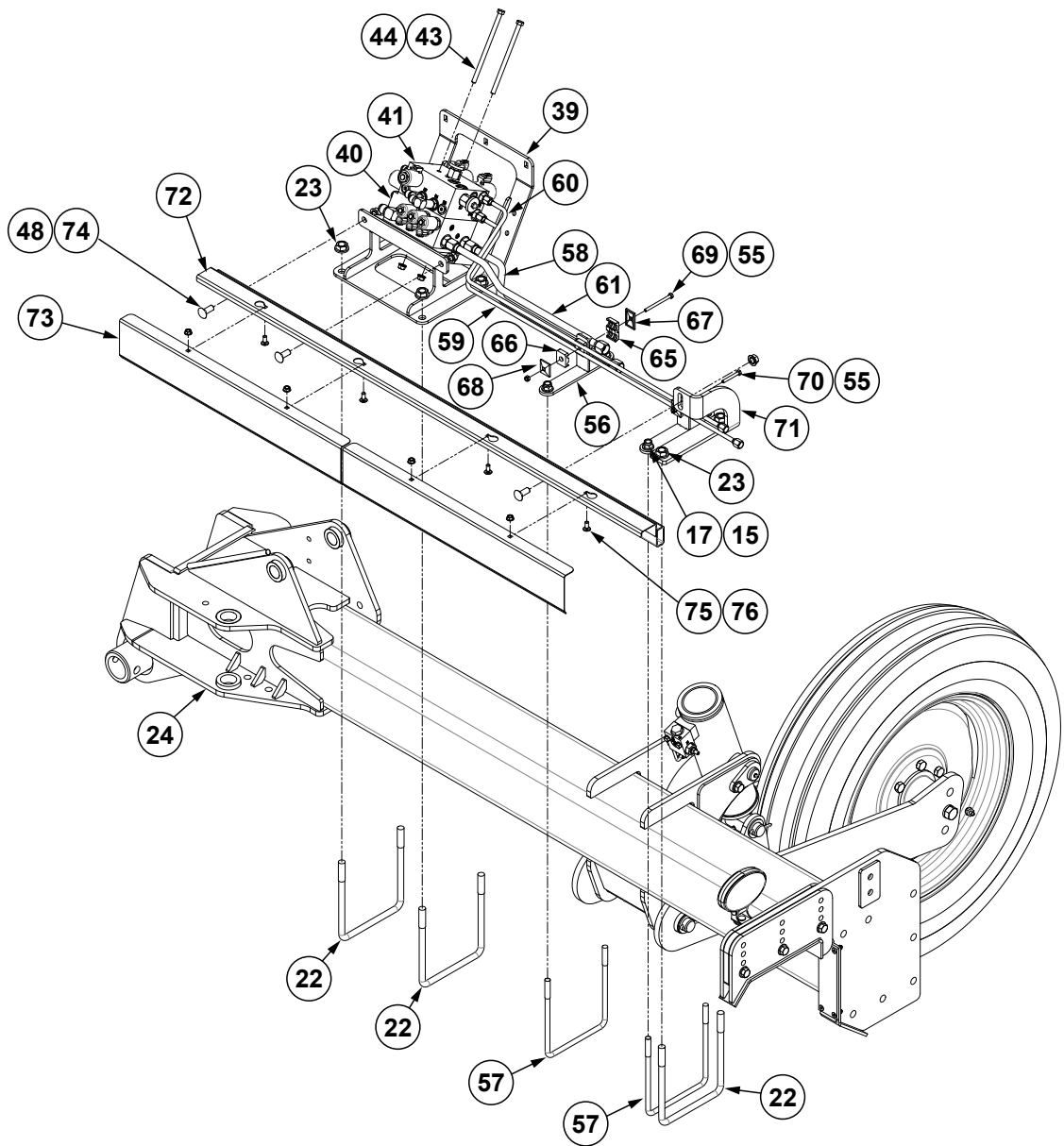


Continued on following pages.

Right Wing Detail



Left Wing Detail



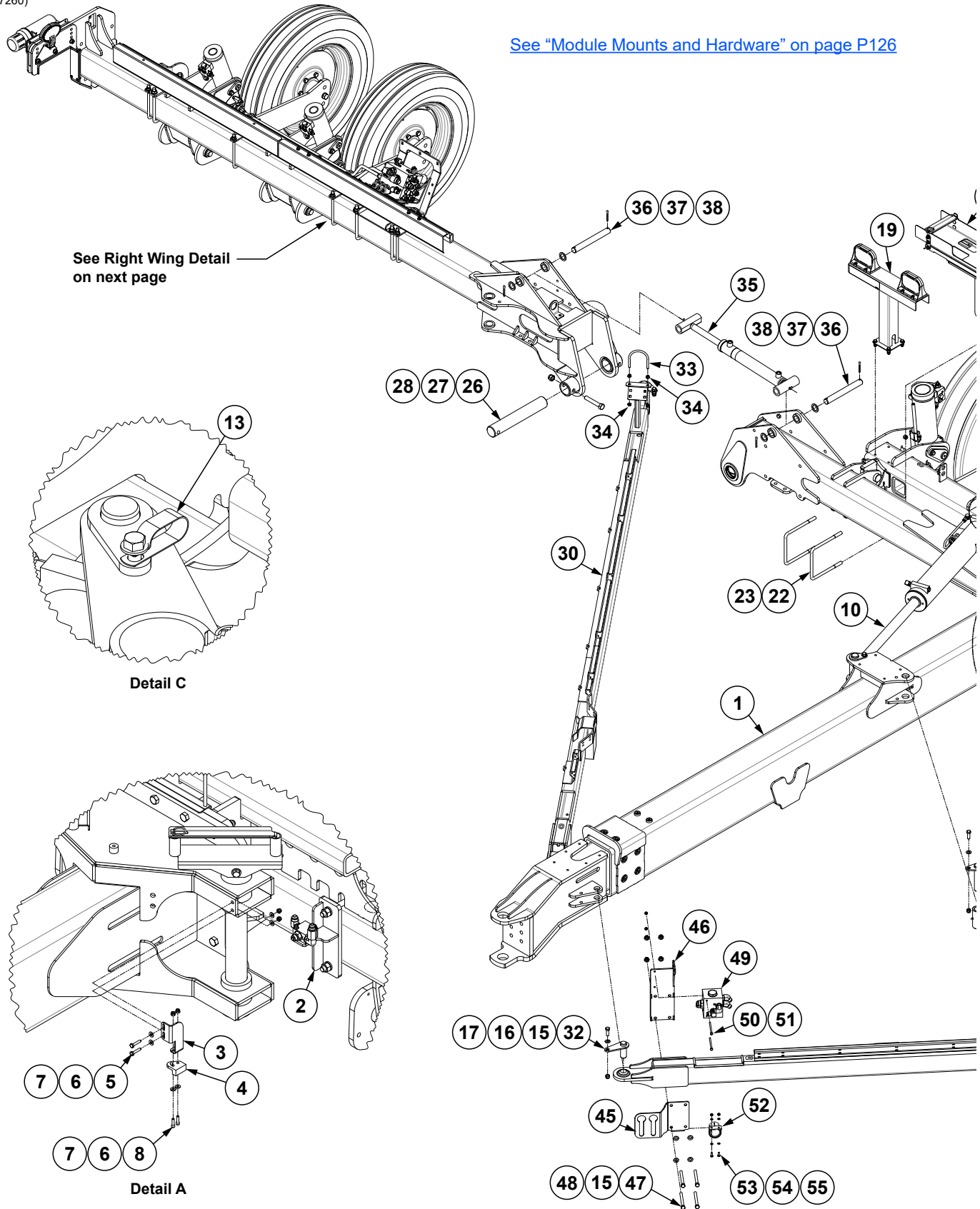
Continued on following pages.

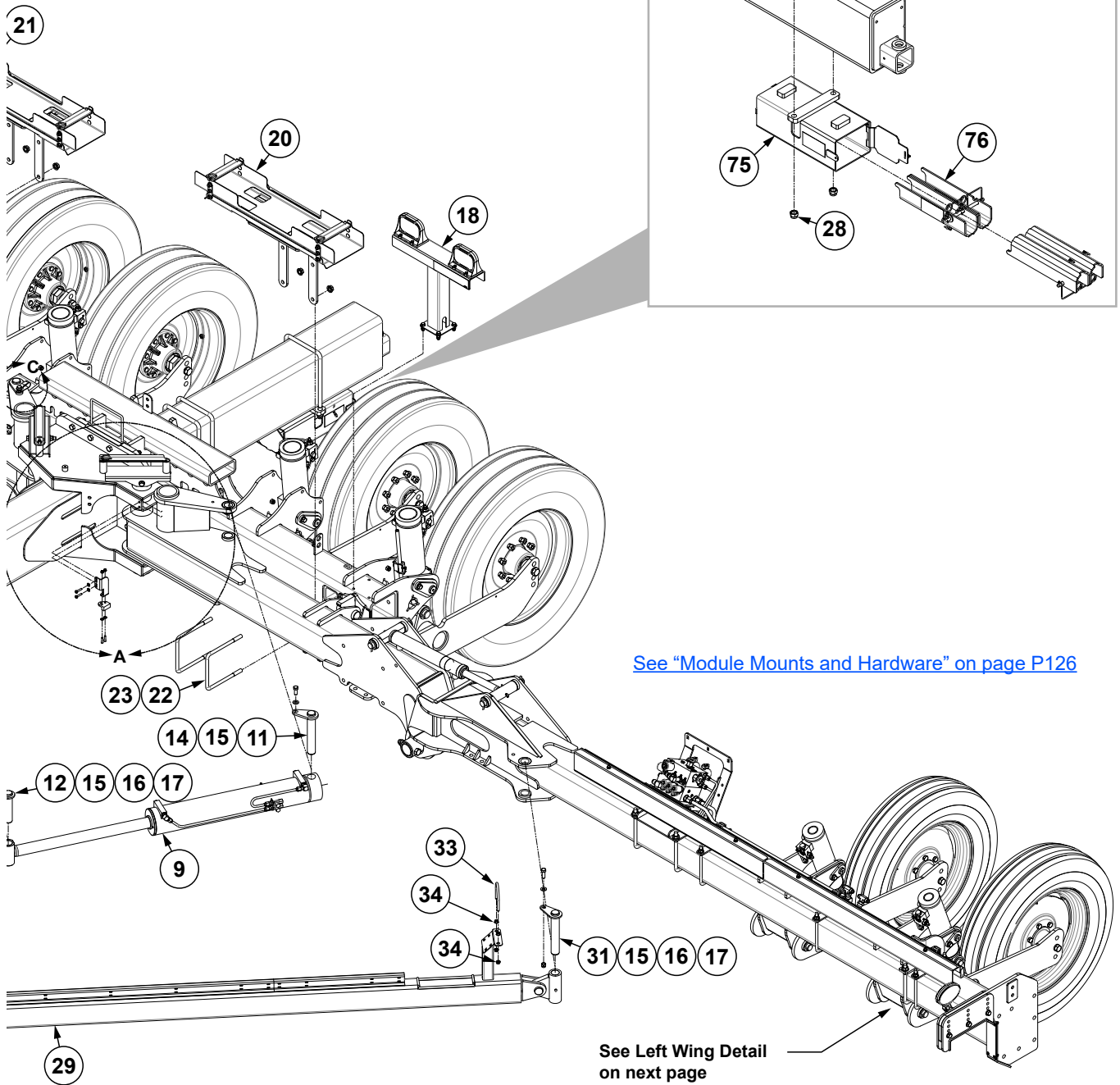
ITEM	PART NO.	QTY.	DESCRIPTION
1	---	1	See "Hitch and H-Frame Assembly, 12 and 16 Row" on page P127
2	---	1	See "Interlock Valve" on page P226
3	G10260801	1	Position Switch Mount
4	GA18353	1	Position Switch Magnetic Reed
5	G10857	2	Hex Head Cap Screw, ¼"-20 x 1¼"
6	---	---	---
7	G11320	7	Lock Nut, ¼"-20, Grade B
8	G10252	2	Hex Socket Head Cap Screw, ¼"-20 x ⅞", Grade 8
9	G10059701	1	See "Fold Cylinder, 12 Row and 16 Row" on page P199
10	G10059801	1	See "Fold Cylinder, 12 Row and 16 Row" on page P199
11	G10068601	2	Hammer Strap Pin, 1.478" x 8.188"
12	GA19333	2	Hammer Strap Pin, 5¾"
13	GD36388	1	Double Tube Clamp, 1"
14	G10037	2	Hex Head Cap Screw, ½"-13 X 1¼"
15	G11389	22	Flat Washer, ½" Plated SAE
16	G10017	6	Hex Head Cap Screw, ½"-13 x 1½"
17	G10111	16	Lock Nut, ½"-13
18	---	1	See "Light/Reflective Decal Brackets" on page P256
19	---	1	See "Light/Reflective Decal Brackets" on page P256
20	---	1	See "Hose Trays" on page P143
21	---	1	See "Hose Trays" on page P143
22	GD1114	10	U-Bolt, 7" x 7" x ⅝"-11
23	G11415	20	Serrated Flange Nut, ⅝"-11
24	---	1	See "Wing Assembly, 12 Row and 16 Row" on page P140
25	---	1	See "Wing Assembly, 12 Row and 16 Row" on page P140
26	GD29328	2	Wing Pivot Pin
27	G10029	2	Hex Head Cap Screw, ¾"-10 x 4½"
28	G10112	4	Lock Nut, ¾"-10
29	G10707201	1	L.H. Draft Link, 30'
30	G10970801	1	R.H. Draft Link, 30'
31	GA16884	2	Hammer Strap 9⅞"
32	GA21494	2	Hammer Strap Pin
33	GD35416	2	U-Bolt, ⅜"-16 x 4⅞"
34	G11091	8	Serrated Flange Nut, ⅜"-16
35	G10259401	2	See "Wing Down Pressure Cylinder" on page P216
36	GD29103-01	4	Pin, 10.45"
37	G10159	8	Washer, 1⅞", 10 Gauge (.1345")
38	G10460	8	Cotter Pin, ¼" x 2"
39	G10031001	2	Hydraulic Block Mount
40	---	2	See "Lift Valve Block Assembly, 12 Row and 16 Row" on page P230
41	---	1	See "Row Marker/Transport Valve Block Assembly, 12 Row and 16 Row" on page P228
42	---	1	See "Wing Down Force Block" on page P235
43	G10954	4	Hex Head Cap Screw, ⅜"-16 x 7"
44	G10622	4	Serrated Flange Nut, ⅜"-16
45	G10088801	1	Hose Holder Plate
46	G10088701	1	Draft Link Block Mount
47	G10348	4	Hex Head Cap Screw, ½"-13 x 5"
48	G10071	10	Serrated Flange Nut, ½"-13
49	---	1	See "Main Lift Flow Divider" on page P227
50	G10943	2	Hex Head Cap Screw, ¼"-20 x 4"

ITEM	PART NO.	QTY.	DESCRIPTION
51	G10621	2	Serrated Flange Nut, ¼"-20
52	GD33707	1	Plug Protector
53	G10023	2	Hex Head Cap Screw, ¼"-20 x ¾"
54	G11328	10	Washer, ¼"
55	G10110	7	Lock Nut, ¼"-20, Grade B
56	G10090701	5	Tube Mount
57	GD7145	5	U-Bolt, 7" x 7" x ½"-13
58	G10115101	1	Hydraulic Steel Line, ⅝"
59	G10141401	1	Hydraulic Steel Line, ⅜"
60	G10141501	1	Hydraulic Steel Line, ⅜"
61	G10115001	1	Hydraulic Steel Line, ⅝"
62	G10115301	1	Hydraulic Steel Line, ⅝"
63	G10115201	1	Hydraulic Steel Line, ⅝"
64	G10143201	2	Hydraulic Steel Line, ⅜"
65	GD36426	2	Hydraulic Clamp Set
66	G10090301	5	Hydraulic Clamp Set
67	GD36494	2	Hose Clamp Plate
68	G10090201	5	Hose Clamp Plate
69	G10162	2	Hex Head Cap Screw, ¼"-20 x ¾"
70	G10638	3	Hex Head Cap Screw, ¼"-20 x 2"
71	G10039301	2	Rail Mount
72	GA26253	2	Rail
73	GD36249	4	Rail Cover Plate
74	G10574	6	Carriage Bolt, ½"-13 x 1¼"
75	G10312	8	Carriage Bolt, ⅝"-18 x ¾"
76	G10620	8	Serrated Flange Nut, ⅝"-18
77	GA20775	1	Cylinder Lock Storage Tube
78	GA20757	4	Cylinder Lock
79	GD25235	1	U-Bolt, 8" x 14" x ¾"-10
80	GA15422	1	Operator's Manual Canister
81	GD26912	1	Operator Manual Mount Bracket
82	G11166	3	Hex Socket Flange Cap Screw, ¼"-20 x ¾"
83	GA25936	1	Tail Light Harness
84	GA25207	1	Tail Light Extension Harness

(107260)

[See "Module Mounts and Hardware" on page P126](#)



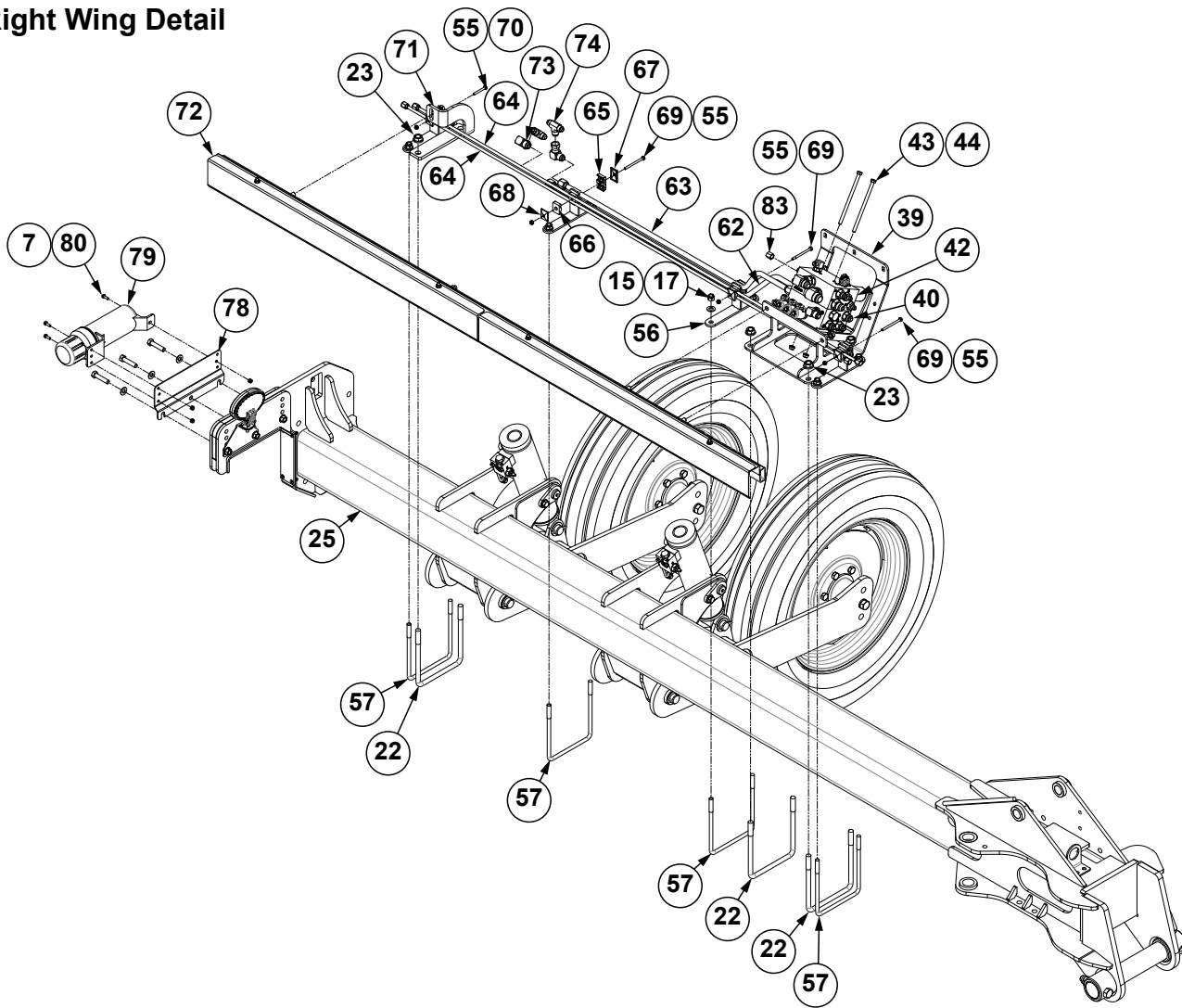


[See "Module Mounts and Hardware" on page P126](#)

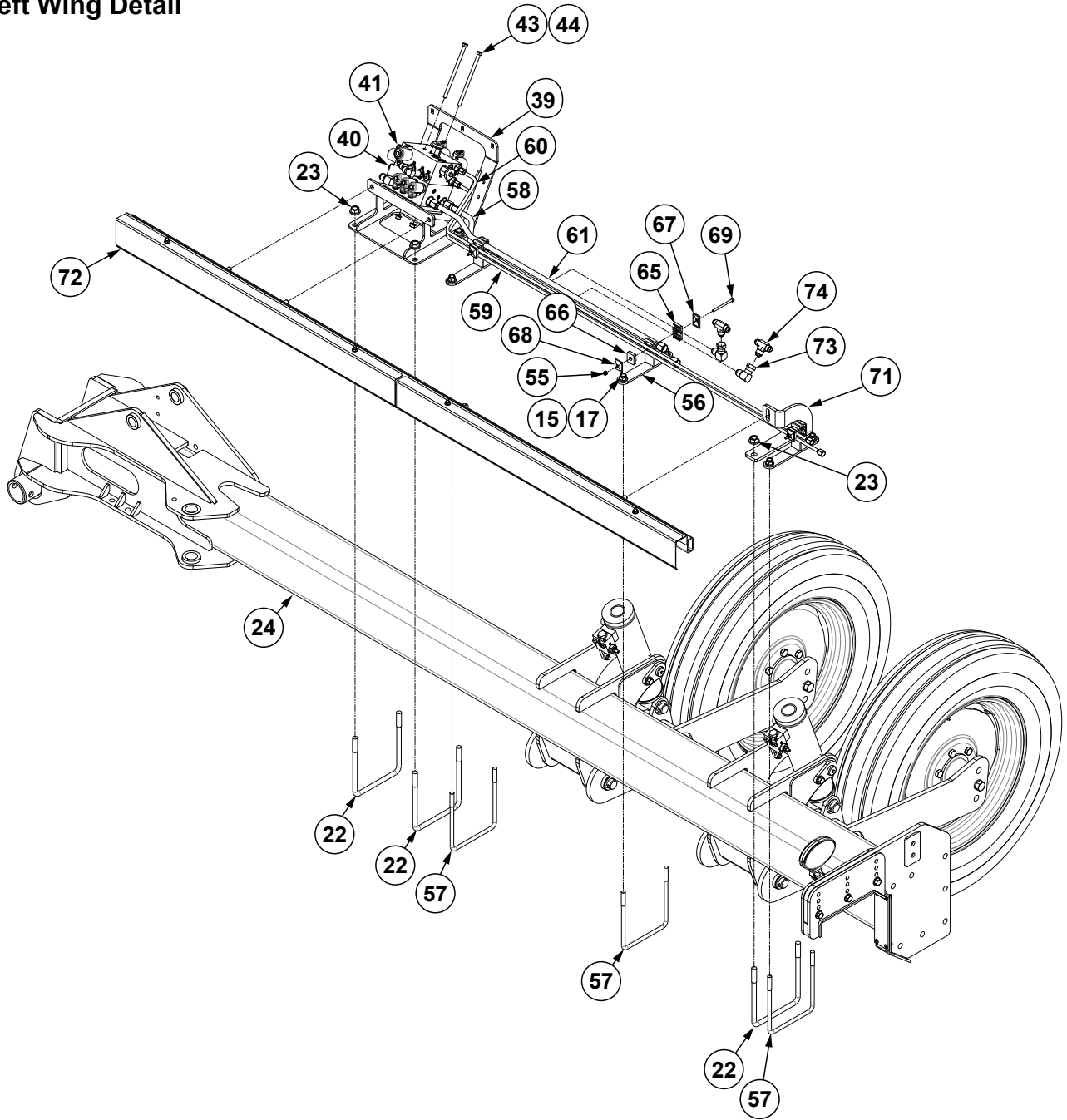
See Left Wing Detail on next page

Continued on following pages.

Right Wing Detail



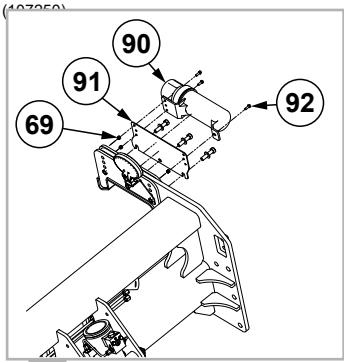
Left Wing Detail



Continued on following pages.

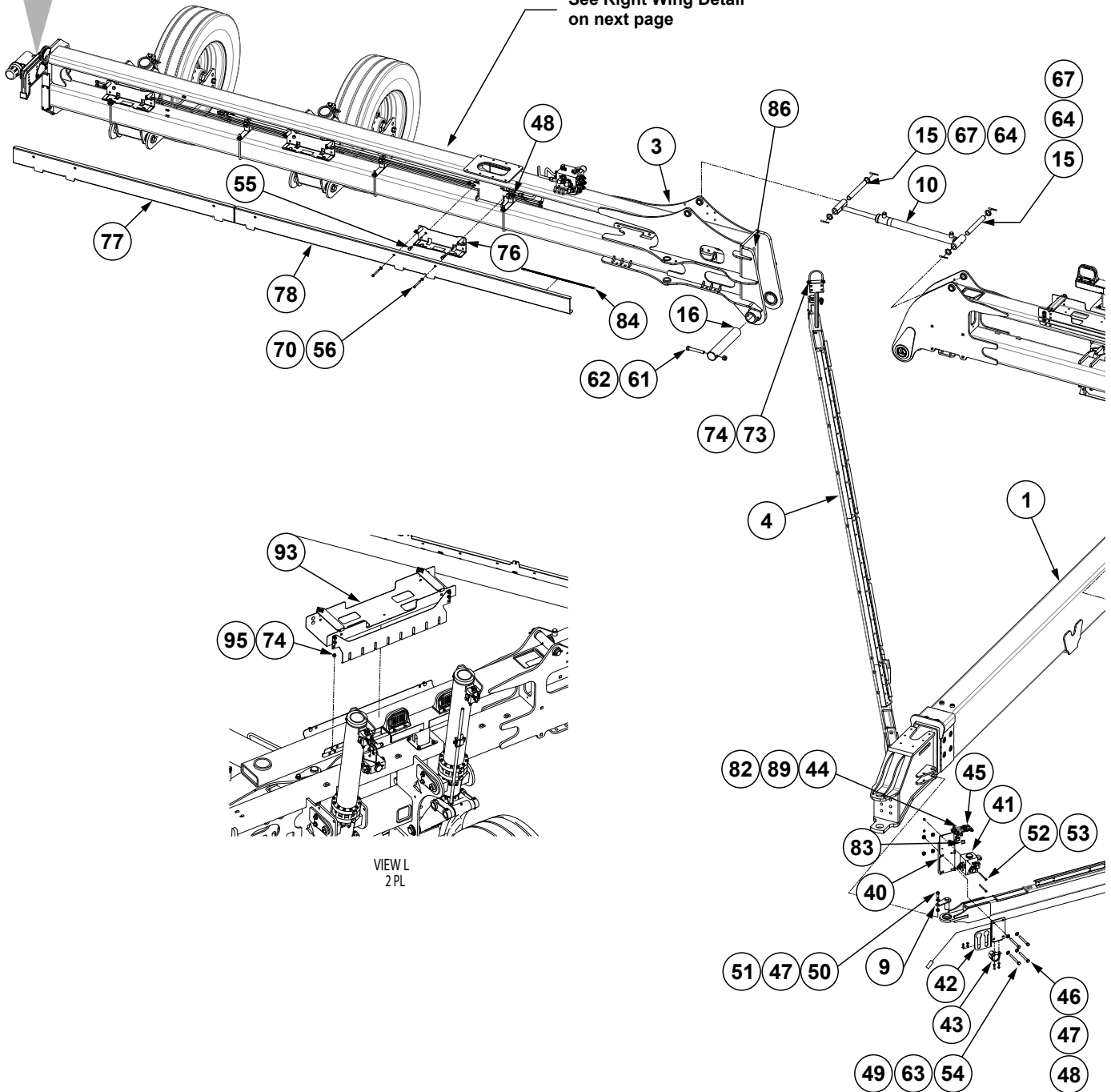
ITEM	PART NO.	QTY.	DESCRIPTION
1	---	1	See "Hitch and H-Frame Assembly, 12 and 16 Row" on page P127
2	---	1	See "Interlock Valve" on page P226
3	G10260801	1	Position Switch Mount
4	GA18353	1	Position Switch Magnetic Reed
5	G10857	2	Hex Head Cap Screw, ¼"-20 x 1¼"
6	G11385	6	Flat Washer, ¼" SAE
7	G11320	7	Lock Nut, ¼"-20, Grade B
8	G10252	2	Hex Socket Head Cap Screw, ¼"-20 x ⅞", Grade 8
9	G10059701	1	See "Fold Cylinder, 12 Row and 16 Row" on page P199
10	G10059801	1	See "Fold Cylinder, 12 Row and 16 Row" on page P199
11	G10068601	2	Hammer Strap Pin, 1.478" x 8.188"
12	GA19333	2	Hammer Strap Pin, 5¾"
13	GD36388	1	Double Tube Clamp, 1"
14	G10037	2	Hex Head Cap Screw, ½"-13 X 1¼"
15	G11389	26	Flat Washer, ½" Plated SAE
16	G10017	6	Hex Head Cap Screw, ½"-13 x 1½"
17	G10111	20	Lock Nut, ½"-13
18	---	1	See "Light/Reflective Decal Brackets" on page P256
19	---	1	See "Light/Reflective Decal Brackets" on page P256
20	---	1	See "Hose Trays" on page P143
21	---	1	See "Hose Trays" on page P143
22	GD1114	10	U-Bolt, 7" x 7" x ⅝"-11
23	G11415	20	Serrated Flange Nut, ⅝"-11
24	---	1	See "Wing Assembly, 12 Row and 16 Row" on page P139
25	---	1	See "Wing Assembly, 12 Row and 16 Row" on page P139
26	GD29327	2	Wing Pivot Pin
27	G10029	2	Hex Head Cap Screw, ¾"-10 x 4½"
28	G10112	4	Lock Nut, ¾"-10
29	G10219401	1	L.H. Draft Link, 40"
30	G10970701	1	R.H. Draft Link, 40"
31	GA16884	2	Hammer Strap 9⅞" x 8½"
32	GA21494	2	Hammer Strap Pin
33	GD35416	2	U-Bolt, ⅜"-16 x 4⅞"
34	G11091	8	Serrated Flange Nut, ⅜"-16
35	G10259401	2	See "Wing Down Pressure Cylinder" on page P216
36	GD29103-01	4	Pin, 10.45"
37	G10159	8	Washer, 1⅞", 10 Gauge (.1345")
38	G10460	8	Cotter Pin, ¼" x 2"
39	G10031001	2	Hydraulic Block Mount
40	---	2	See "Lift Valve Block Assembly, 12 Row and 16 Row" on page P230
41	---	1	See "Row Marker/Transport Valve Block Assembly, 12 Row and 16 Row" on page P228
42	---	1	See "Wing Down Force Block" on page P235
43	G10954	4	Hex Head Cap Screw, ⅜"-16 x 7"
44	G10622	4	Serrated Flange Nut, ⅜"-16
45	G10088801	1	Hose Holder Plate
46	G10088701	1	Draft Link Block Mount
47	G10348	4	Hex Head Cap Screw, ½"-13 x 5"
48	G10071	4	Serrated Flange Nut, ½"-13
49	---	1	See "Main Lift Flow Divider" on page P227
50	G10943	2	Hex Head Cap Screw, ¼"-20 x 4"

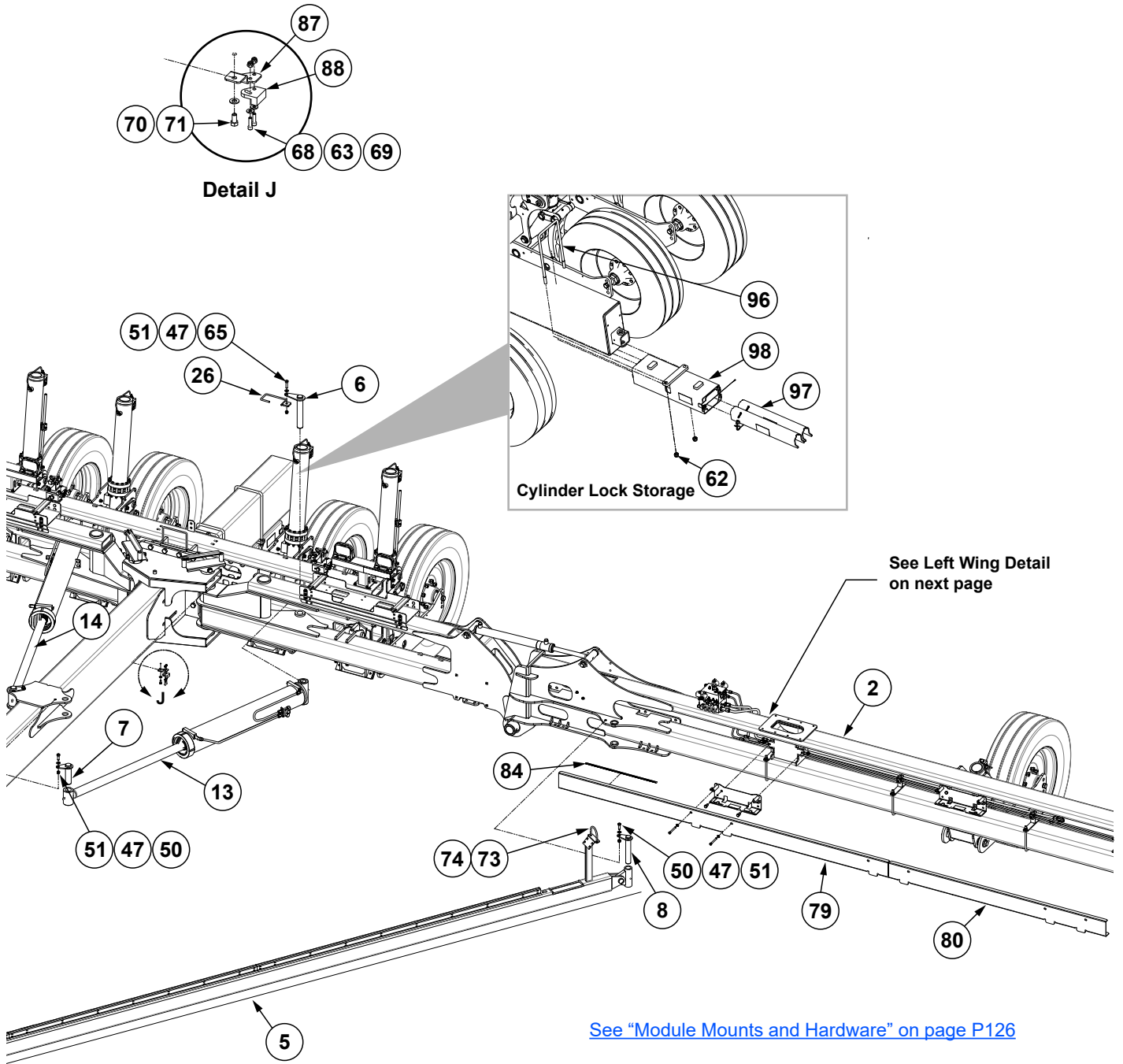
ITEM	PART NO.	QTY.	DESCRIPTION
51	G10621	2	Serrated Flange Nut, ¼"-20
52	GD33707	1	Plug Protector
53	G10023	2	Hex Head Cap Screw, ¼"-20 x ¾"
54	G11328	4	Washer, ¼"
55	G10110	9	Lock Nut, ¼"-20, Grade B
56	G10090701	7	Tube Mount
57	GD7145	7	U-Bolt, 7" x 7" x ½"-13
58	G10105901	1	Hydraulic Steel Line, ⅝"
59	G10105601	1	Hydraulic Steel Line, ⅜"
60	G10105701	1	Hydraulic Steel Line, ⅜"
61	G10105801	1	Hydraulic Steel Line, ⅝"
62	G10113801	1	Hydraulic Steel Line, ⅝"
63	G10113901	1	Hydraulic Steel Line, ⅝"
64	G10113401	2	Hydraulic Steel Line, ⅜"
65	GD36426	6	Hydraulic Clamp Set
66	G10090301	7	Hydraulic Clamp Set
67	GD36494	6	Hose Clamp Plate
68	G10090201	7	Hose Clamp Plate
69	G10162	6	Hex Head Cap Screw, ¼"-20 x 3¼"
70	G10638	1	Hex Head Cap Screw, ¼"-20 x 2"
71	G10039301	2	Rail Mount
72	---	1	See "Rail Assembly, 16 Row" on page P125
73	G6500-10	4	Swivel Elbow, 90°, ⅞"-14 Male JIC To Female
74	G2603-08-08-10	4	Tee, ¾"-16 JIC x ⅞"-14 JIC
75	GA20775	1	Cylinder Lock Storage Tube
76	GA20757	4	Cylinder Lock
77	GD25235	1	U-Bolt, 8" x 14" x ¾"-10
78	GD26912	1	Operator Manual Mount Bracket
79	GA15422	1	Operator's Manual Canister
80	G11166	3	Hex Socket Flange Cap Screw, ¼"-20 x ¾"
81	GA25878	1	Tail Light Harness
82	GA25207	1	Tail Light Extension Harness
83	G304-C-6	1	Cap Nut, ⅝"-18



[See "Module Mounts and Hardware" on page P126](#)

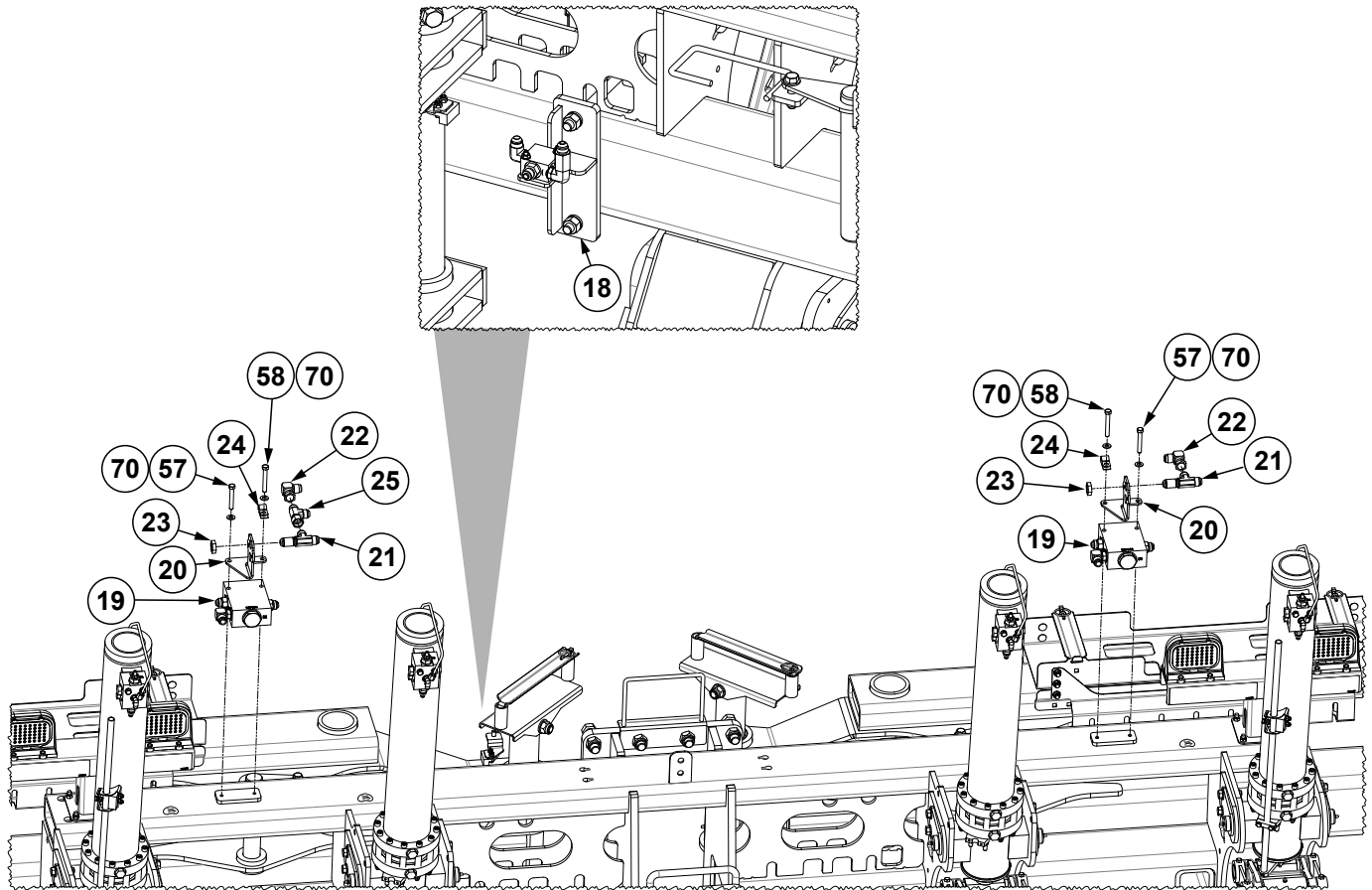
See Right Wing Detail on next page



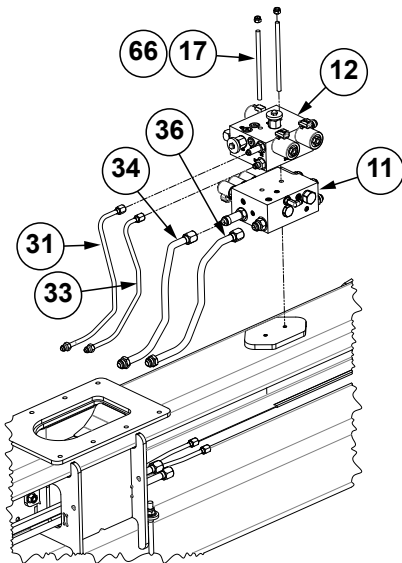
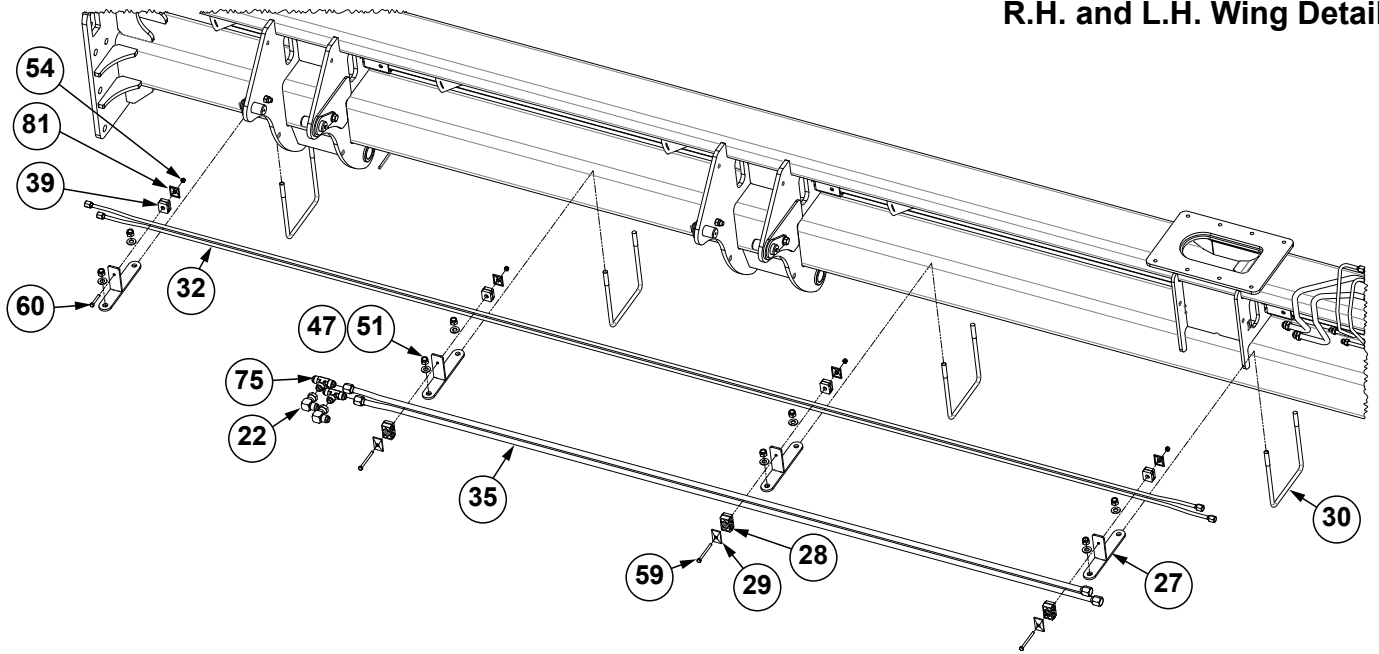


Continued on following pages.

Center Frame Hydraulic Blocks Detail



R.H. and L.H. Wing Detail



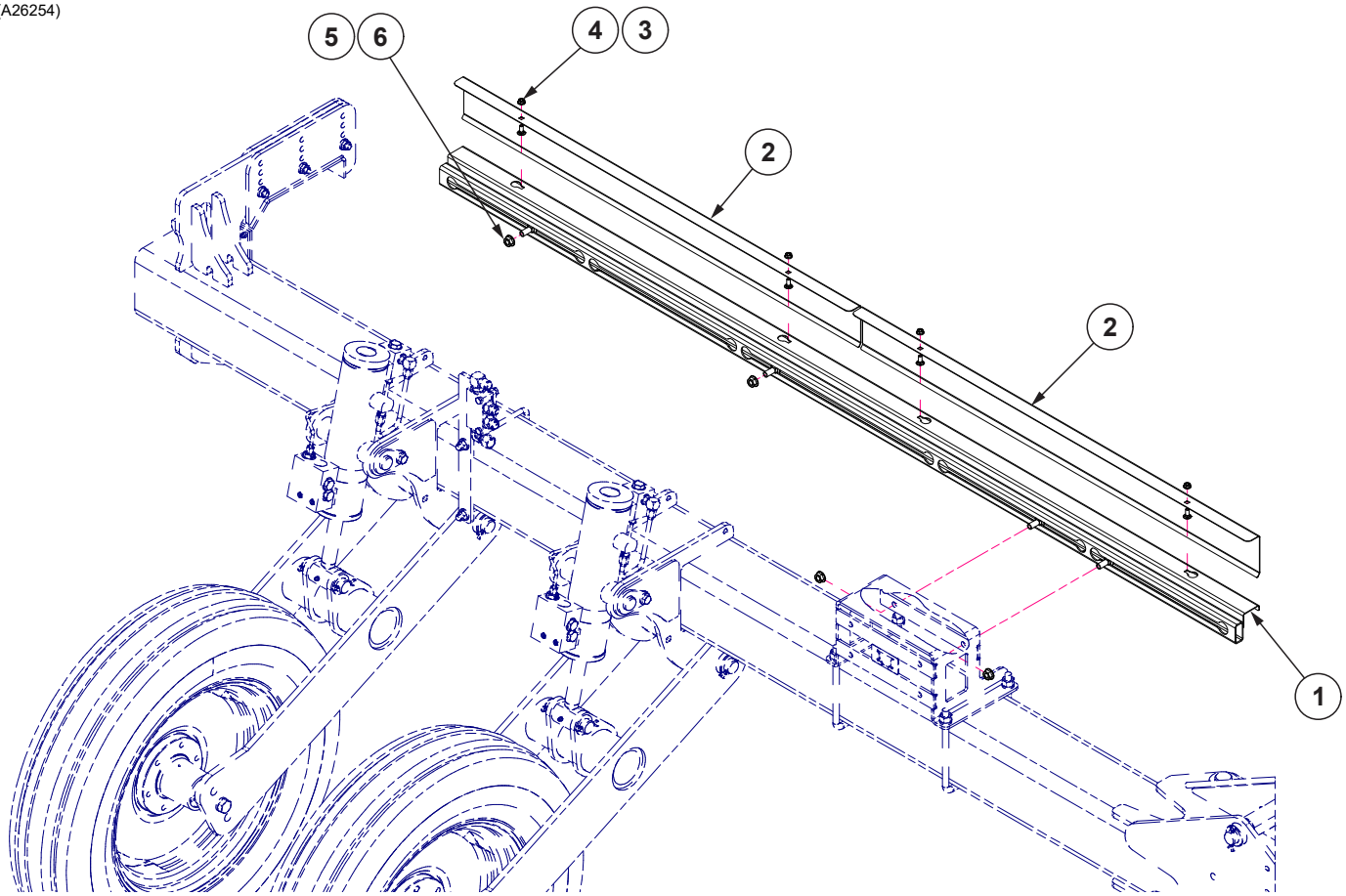
L.H. Wing Hydraulic Block Detail

Continued on following pages.

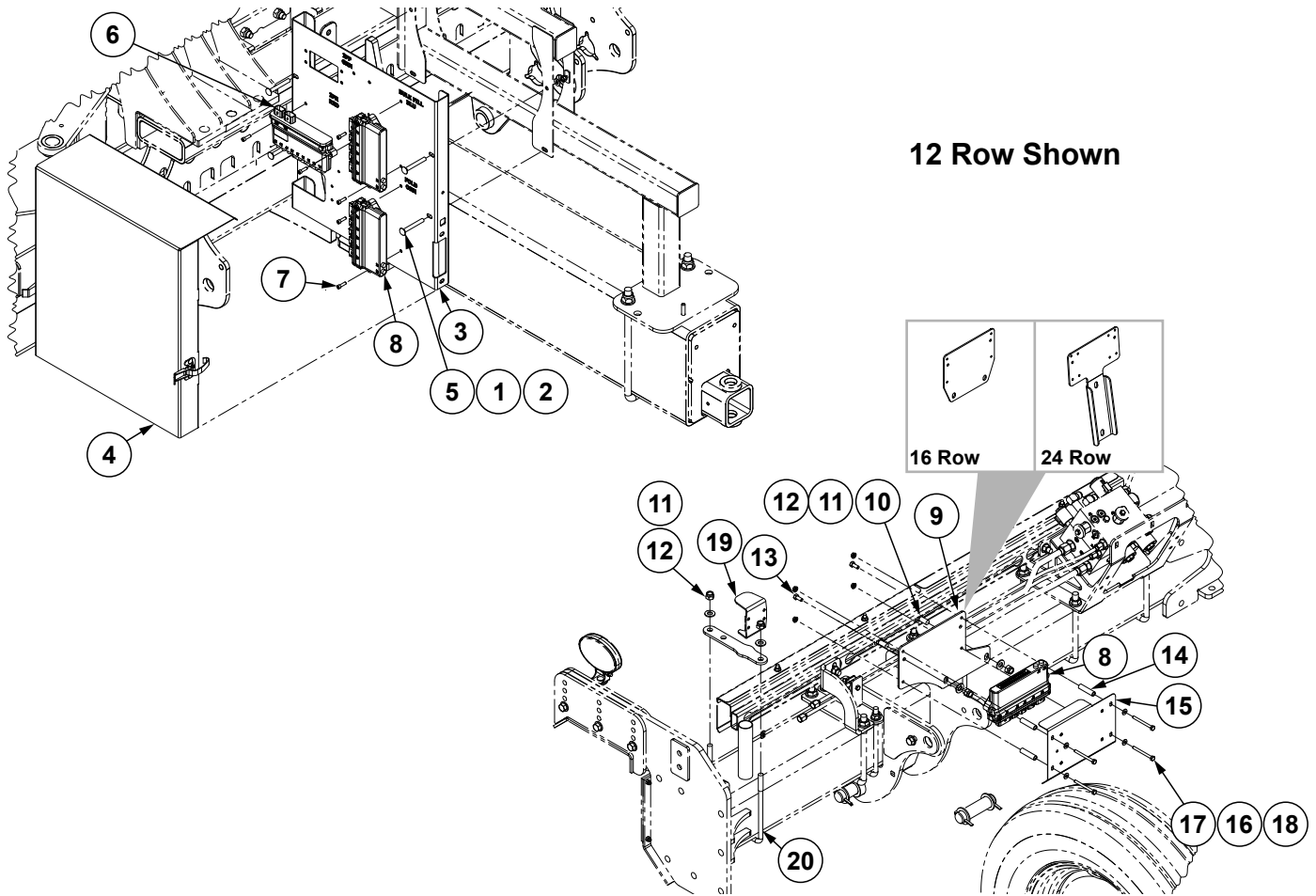
ITEM	PART NO.	QTY.	DESCRIPTION
1	---	1	See "Hitch and H-Frame Assembly, 24 Row" on page P129
2	---	1	See "Wing Assembly, 24 Row" on page P141
3	---	1	See "Wing Assembly, 24 Row" on page P141
4	G10970601	1	R.H. Draft Link, 60"
5	G10653301	1	L.H. Draft Link, 60"
6	GA19331	2	Hammer Strap Pin, 10"
7	GA19332	2	Hammer Strap Pin, 5¾"
8	GA16884	2	Hammer Strap 9½" x 8½"
9	GA21494	2	Hammer Strap Pin
10	G10057201	2	See "Wing Down Pressure Cylinder" on page P216
11	---	2	See "Lift Valve Block Assembly, 24 Row" on page P231
12	---	1	See "Row Marker/Transport Valve Block Assembly, 24 Row" on page P229
13	G10051901	1	See "Fold Cylinder, 24 Row" on page P201
14	G10051801	1	See "Fold Cylinder, 24 Row" on page P201
15	GD29103-01	4	Pin, 10.45"
16	GD29326	2	Wing Pivot Pin
17	GD26508	4	Threaded Rod, 7¼"
18	---	1	See "Interlock Valve" on page P226
19	---	2	See "Hydraulic Valve Block on H-Frame" on page P238
20	G10054001	2	Line Support Bracket
21	G2704-10	2	Tee, 7⁄8"-14 JIC
22	G6500-10	6	Swivel Elbow, 90°, 7⁄8"-14 Male JIC To Female
23	G306-10	2	Lock Nut, 7⁄8"-14
24	GD13348	2	Insulated Clamp, 1½"
25	G6602-10	1	Swivel Tee, 7⁄8"-14 JIC
26	G10056401	2	Hose Guide
27	G10090701	8	Tube Mount
28	GD36426	6	Hydraulic Clamp Set
29	GD36494	6	Hose Clamp Plate
30	GD7145	8	U-Bolt, 7" x 7" x 1½"-13
31	G10092101	1	Hydraulic Steel Line, 3⁄8"
32	G10092201	4	Hydraulic Steel Line, 3⁄8"
33	G10092001	1	Hydraulic Steel Line, 3⁄8"
34	G10091501	1	Hydraulic Steel Line, 5⁄8"
35	G10091601	4	Hydraulic Steel Line, 5⁄8"
36	G10091401	1	Hydraulic Steel Line, 5⁄8"
37	G10092301	1	Hydraulic Steel Line, 5⁄8"
38	G10092401	1	Hydraulic Steel Line, 5⁄8"
39	G10090301	8	Hydraulic Clamp Set
40	G10088701	1	Draft Link Block Mount
41	---	1	See "Main Lift Flow Divider" on page P227
42	G10088801	1	Hose Holder Plate
43	GD33707	1	Plug Protector
44	G2704-08	2	Bulkhead Tee, ¾"-16 JIC
45	G6502-08	2	Swivel Elbow, 45°, ¾"-16 Male JIC To Female
46	G10348	4	Hex Head Cap Screw, 1⁄2"-13 x 5"
47	G11389	28	Flat Washer, 1⁄2" Plated SAE
48	G10071	16	Serrated Flange Nut, 1⁄2"-13
49	G10023	2	Hex Head Cap Screw, 1⁄4"-20 x 3⁄4"
50	G10017	6	Hex Head Cap Screw, 1⁄2"-13 x 1½"
51	G10111	24	Lock Nut, 1⁄2"-13

ITEM	PART NO.	QTY.	DESCRIPTION
52	G10943	2	Hex Head Cap Screw, ¼"-20 x 4"
53	G10621	2	Serrated Flange Nut, ¼"-20
54	G10110	10	Lock Nut, ¼"-20, Grade B
55	G10014	12	Hex Head Cap Screw, ½"-13 x 1"
56	G10061	12	Hex Head Cap Screw, ⅝"-16 x 3½"
57	G10049	2	Hex Head Cap Screw, ⅝"-16 x 2½"
58	G10325	2	Hex Head Cap Screw, ⅝"-16 x 2¾"
59	G10162	6	Hex Head Cap Screw, ¼"-20 x 3¼"
60	G10638	2	Hex Head Cap Screw, ¼"-20 x 2"
61	G10050	2	Hex Head Cap Screw, ¾"-10 x 5"
62	G10112	4	Lock Nut, ¾"-10
63	G11385	6	Flat Washer, ¼" SAE
64	G10460	8	Cotter Pin, ¼" x 2"
65	G10016	2	Hex Head Cap Screw, ½"-13 x 2"
66	G10108	4	Lock Nut, ⅜"-16
67	G10159	8	Washer, 1⅞", 10 Gauge (.1345")
68	G10252	2	Hex Socket Head Cap Screw, ¼"-20 x ⅞", Grade 8
69	G11320	5	Lock Nut, ¼"-20, Grade B
70	G11387	17	Flat Washer, ⅜" SAE
71	G10002	1	Hex Head Cap Screw, ⅝"-16 x ¾"
72	---	---	---
73	GD35416	2	U-Bolt, ⅝"-16 x 4⅞"
74	G11091	16	Serrated Flange Nut, ⅝"-16
75	G2603-10	4	Tee, ⅞"-14 Male JIC
76	G10120301	6	Rail Mount Assembly
	GD35921	2	Rubber Pad, 1" x 2½" (Included W/G10120301)
	GD35920	1	Rubber Pad, 2½" x 3½" (Included W/G10120301)
77	G10140101	1	Outer Rail
78	G10140001	1	Inner Rail
79	G10139801	1	Inner Rail
80	G10139901	1	Outer Rail
81	G10090201	8	Hose Clamp Plate
82	G306-08	2	Lock Nut, ¾"-16
83	G304-C-8	2	Cap Nut, ¾"-16
84	G4418-02	2	Edge Molding, ¼" x 24"
85	---	---	---
86	GD35418-21	2	Edge Trim Protection, ¾" x ⅞" x 21"
87	G10260901	1	Position Switch Mount
88	GA18353	1	Position Switch Magnetic Reed
89	G11392	2	Flat Washer, ¾" SAE
90	GA15422	1	Operator's Manual Canister
91	GD26912	1	Operator Manual Mount Bracket
92	G11166	3	Hex Socket Flange Cap Screw, ¼"-20 x ¾"
93	---	2	See "Hose Trays" on page P143
94	---	1	See "Wing Down Force Block" on page P235
95	G10308	8	Carriage Bolt, ⅝"-16 x ¾"
96	GD25499	1	U-Bolt, 8" x 16" x ¾"-10
97	GA20756	2	Flip Axle Cylinder Lock
98	GA20774	1	Flip Axle Cylinder Lock Storage
99	---	1	See "Light/Reflective Decal Brackets" on page P256
100	---	1	See "Light/Reflective Decal Brackets" on page P256
101	GA25206	1	Tail Light Harness
102	GA25207	1	Tail Light Extension Harness

(A26254)



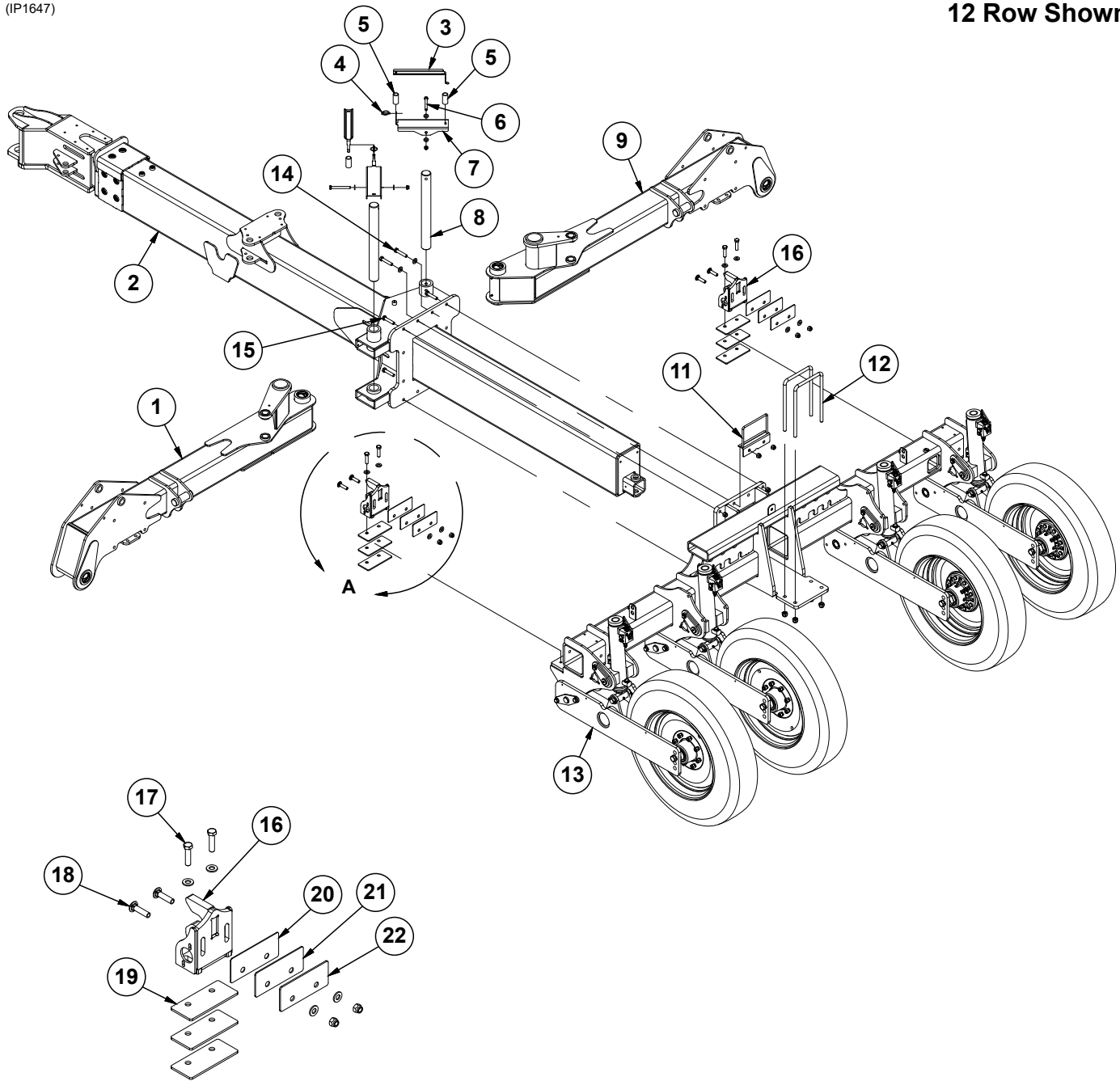
ITEM	PART NO.	QTY.	DESCRIPTION
1	GA26252	2	Rail
2	GD36246	4	Rail Cover
3	G10312	8	Carriage Bolt, 5/16"-18 x 3/4"
4	G10620	8	Serrated Flange Nut, 5/16"-18
5	G10574	8	Carriage Bolt, 1/2"-13 x 1 1/4"
6	G10071	8	Serrated Flange Nut, 1/2"-13



ITEM	PART NO.	QTY.	DESCRIPTION
1	G11387	14	Flat Washer, 3/8" SAE
2	G10108	10	Lock Nut, 3/8"-16
3	G10744101	1	Module Mount
4	GA20645	1	Module Cover Assembly
5	G10304	4	Carriage Bolt, 3/8"-16 x 3"
6	GA25950	1	IPR Module Assembly
7	G10252	6	Hex Socket Head Cap Screw, 1/4"-20 x 7/8", Grade 8
8	GA25949	4	IPN Module Assembly
9	G10323601	2	Module Mount Plate, 12 Row
	GD36152	2	Module Mount Plate, 16 Row
	GD35907	2	Module Mount Plate, 24 Row
10	G10574	4	Carriage Bolt, 1/2"-13 x 1 1/4"
11	G11389	8	Flat Washer, 1/2" Plated SAE
12	G10111	8	Lock Nut, 1/2"-13
13	G10043	4	Hex Head Cap Screw, 5/16"-18 x 3/4"
14	GD11963-08	8	Tube, 1/2" O.D. x 2"
15	GA26015	2	IPN Shield
16	G11385	8	Flat Washer, 1/4" SAE
17	G10746	8	Hex Head Cap Screw, 1/4"-20 x 2 3/4"
18	G10621	10	Serrated Flange Nut, 1/4"-20
19	G10938301	2	IPP Module Mount
20	GD7145	2	U-Bolt, 7" x 7" x 1/2"-13

(IP1647)

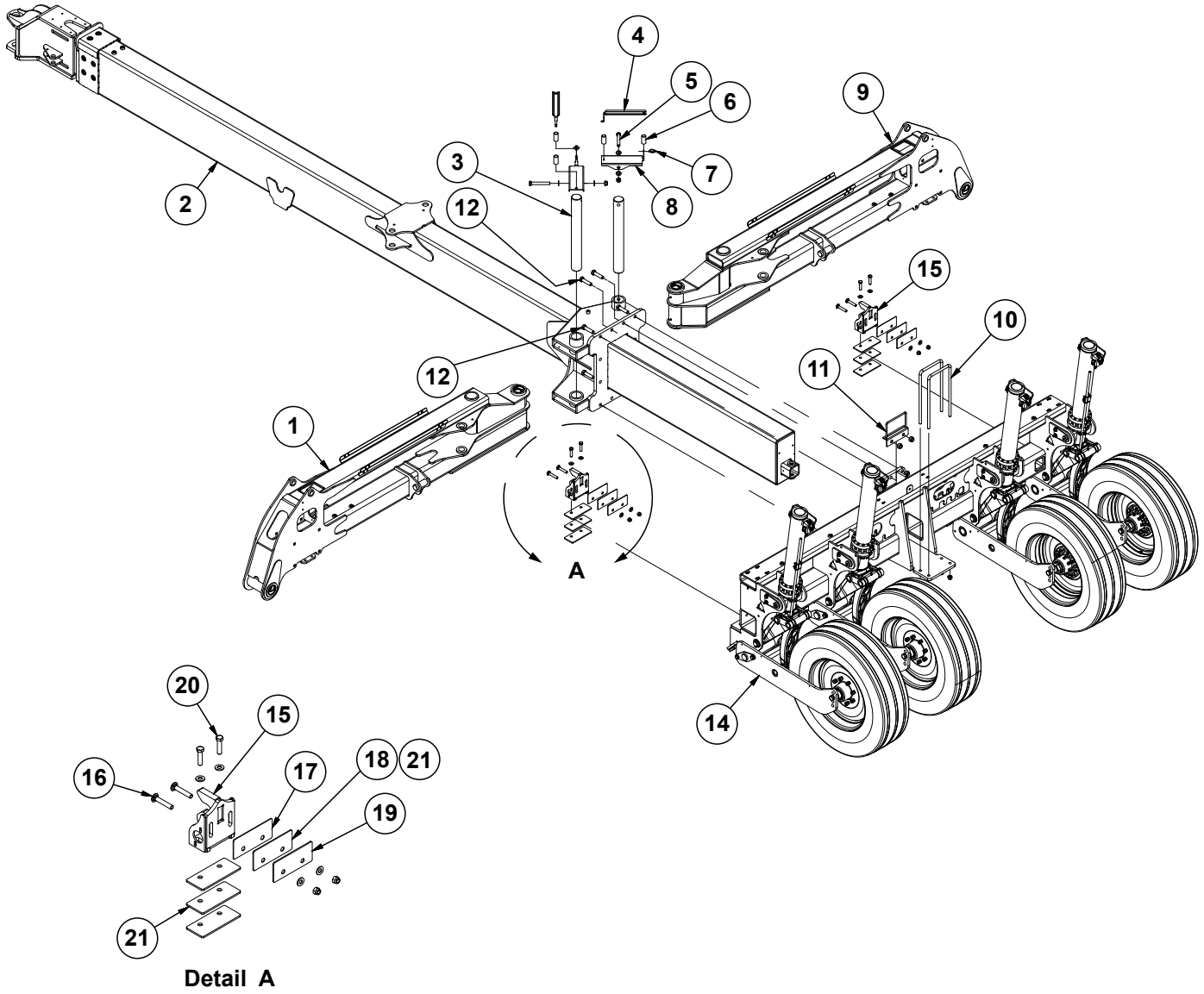
12 Row Shown



Detail A

ITEM	PART NO.	QTY.	DESCRIPTION
1	GA17361 GA17247	1 -	L.H. Stub Wing, 12 Row L.H. Stub Wing, 16 Row
2	---	1	See "Hitch" on page P131
3	GD30779	2	Hose Guide Bracket
4	GD2558	2	Lynch Pin, 1/4"
5	G10049801	4	Hose Guide Bushing
6	G10045 G10348 G11389 G10111	2 - 4 2	Hex Head Cap Screw, 1/2"-13 x 4 1/2", 12 Row Hex Head Cap Screw, 1/2"-13 x 5", 16 Row Flat Washer, 1/2" Plated SAE Lock Nut, 1/2"-13
7	GD30782 GD30781	2 2	Hose Guide Mount, 12 Row Hose Guide Mount, 16 Row
8	GD25359 GD25231	2 -	Main Pivot Pin, 12 Row Main Pivot Pin, 16 Row
9	GA17362 GA17248	1 -	R.H. Stub Wing, 12 Row R.H. Stub Wing, 16 Row
10	---	---	---
11	G10130201	1	Hose Guide
12	GD25235 G10112	2 4	U-Bolt, 8" x 12" x 3/4"-10 Lock Nut, 3/4"-10
13	---	1	See "H-Frame Sub-Assembly, 12 Row" on page P134
	---	-	See "H-Frame Sub-Assembly, 12 Row" on page P134
14	G10862 G11391 G10107	2 2 2	Hex Head Cap Screw, 5/8"-11 x 3 1/4" Flat Washer, 5/8" SAE Lock Nut, 5/8"-11
15	G10010 G10107	10 10	Hex Head Cap Screw, 5/8"-11 x 3" Lock Nut, 5/8"-11
16	GA22287	2	Stub Wing Latch
17	G10009 G11391	4 4	Hex Head Cap Screw, 5/8"-11 x 2 1/2" Flat Washer, 5/8" SAE
18	G10392 G11391 G10107	4 4 4	Carriage Bolt, 5/8"-11 x 2 1/2" Flat Washer, 5/8" SAE Lock Nut, 5/8"-11
19	GD24786-01	6	Shim, 1/4" (As Required)
20	GD24786-04	2	Shim, 12 Gauge (.1046") (As Required)
21	GD24786-03	2	Shim, 10 Gauge (.1345") (As Required)
22	GD24786-02	2	Shim, 7 Gauge (.1793") (As Required)

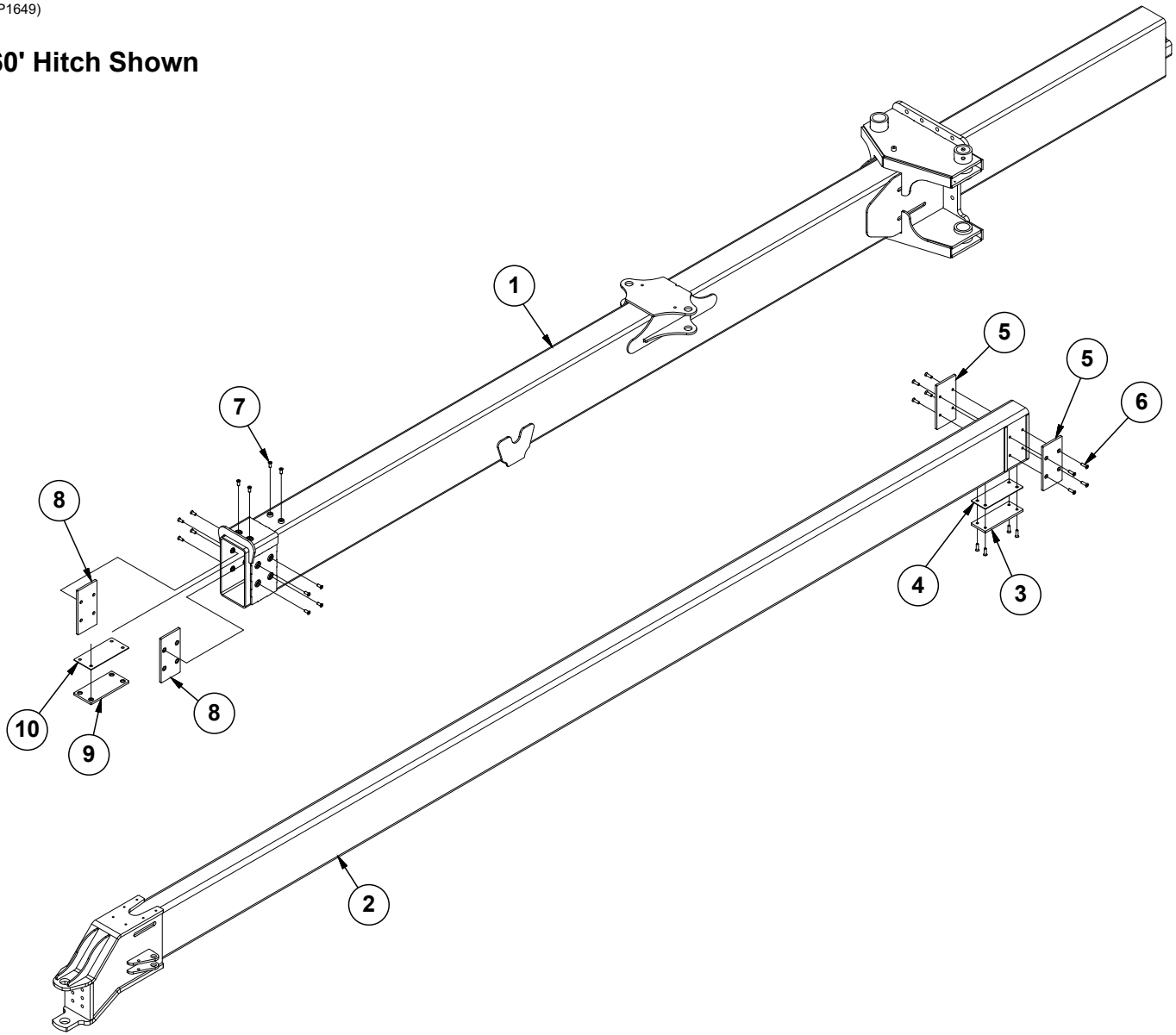
(IP1648)



ITEM	PART NO.	QTY.	DESCRIPTION
1	GA16753 GD35414-17.5	1 -	L.H. Stub Wing Edge Trim Protection, $\frac{3}{8}$ " x $\frac{5}{8}$ " x $17\frac{1}{2}$ "
2	---	1	See "Hitch" on page P131
3	GD24420	2	Main Pivot Pin
4	GD30779	2	Hose Guide Bracket
5	G10058 G11392 G10112	2 4 2	Hex Head Cap Screw, $\frac{3}{4}$ "-10 x $5\frac{1}{2}$ " Flat Washer, $\frac{3}{4}$ " SAE Lock Nut, $\frac{3}{4}$ "-10
6	G10049801	4	Hose Guide Bushing
7	GD2558	2	Lynch Pin, $\frac{1}{4}$ "
8	GD30780	2	Hose Guide Mount, 24 Row
9	G10885901 GD35414-10	1	R.H. Stub Wing Edge Trim Protection, $\frac{3}{8}$ " x $\frac{5}{8}$ " x 10"
10	GD25499 G10112	2 4	U-Bolt, 8" x 16" x $\frac{3}{4}$ "-10 Lock Nut, $\frac{3}{4}$ "-10
11	G10050101	1	Hose Guide
12	G11217 G10418	12 12	Hex Head Cap Screw, $\frac{7}{8}$ "-9 x $3\frac{1}{2}$ " Lock Nut, $\frac{7}{8}$ "-9
13	---	---	---
14	---	1	See "H-Frame Sub-Assembly, 24 Row" on page P137
15	G10900001	2	Stub Wing Latch
16	G11695 G11391 G10107	4 4 4	Carriage Bolt, $\frac{5}{8}$ "-11 x $3\frac{1}{2}$ ", Grade 5 Flat Washer, $\frac{5}{8}$ " SAE Lock Nut, $\frac{5}{8}$ "-11
17	GD24786-04	2	Shim, 12 Gauge (.1046") (As Required)
18	GD24786-03	2	Shim, 10 Gauge (.1345") (As Required)
19	GD24786-02	2	Shim, 7 Gauge (.1793") (As Required)
20	G10009 G11391	4 4	Hex Head Cap Screw, $\frac{5}{8}$ "-11 x $2\frac{1}{2}$ " Flat Washer, $\frac{5}{8}$ " SAE
21	GD24786-01	13	Shim, $\frac{1}{4}$ "

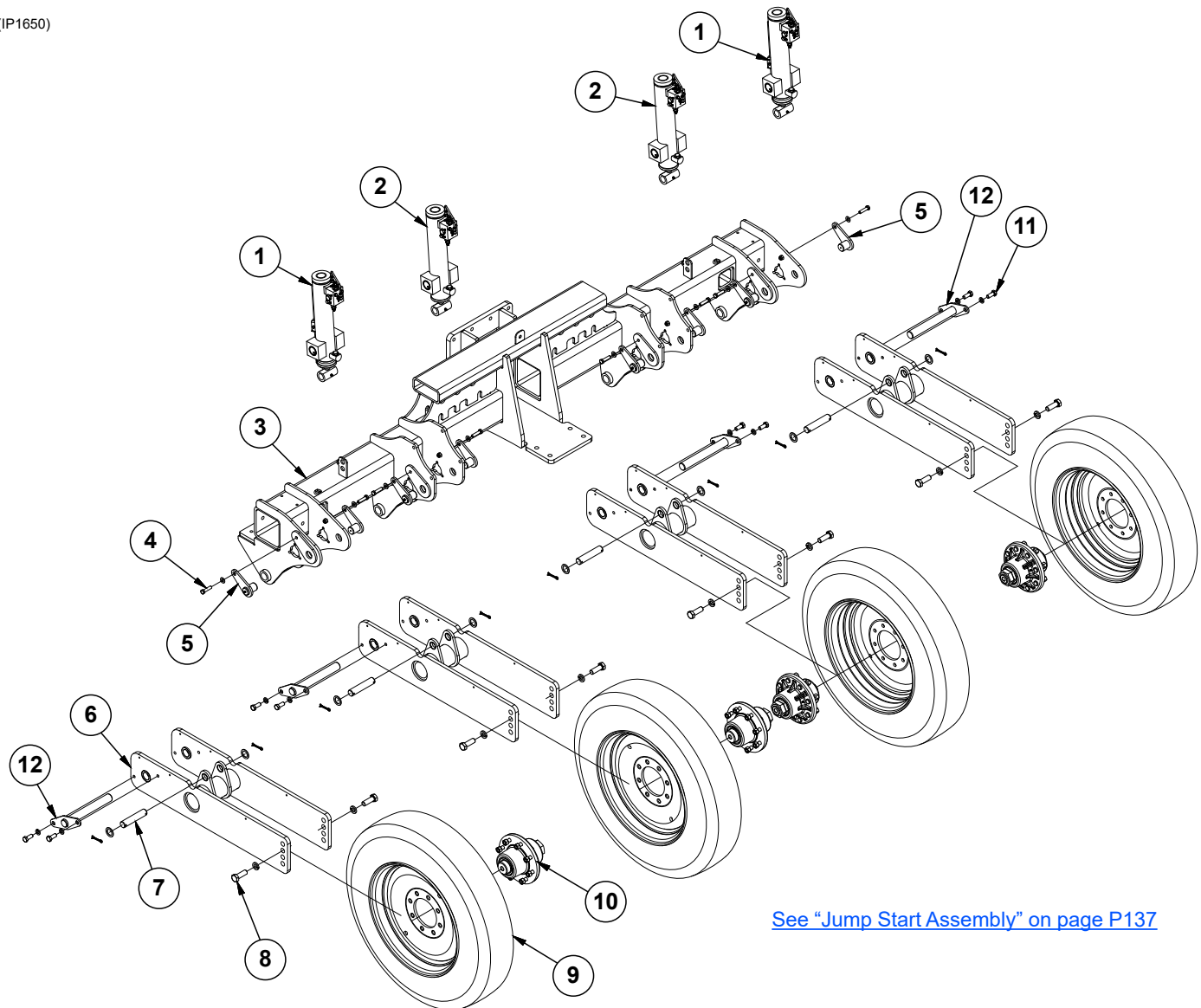
(IP1649)

60' Hitch Shown



ITEM	PART NO.	QTY.	DESCRIPTION
1	G10035201	1	60' Outer Hitch, 24 Row
	G10039901	1	40' Outer Hitch, 16 Row
	G10032301	1	30' Outer Hitch, 12 Row
2	GA21512	1	60' Inner Hitch, 24 Row
	GA21513	1	40' Inner Hitch, 16 Row
	GA21514	1	30' Inner Hitch, 12 Row
3	GD24412	1	Inner Bottom Wear Pad
4	GD25386-04	1	Shim, 10 Gauge (.1345")
5	GD25224	2	Wear Pad, 12 Row
	GD27624	2	Wear Pad, 16 Row
	GD24411	2	Wear Pad, 24 Row
6	G11534	12	Hex Flat Head Counter Sunk, 1/2"-13 x 1 1/4"
	G10111	12	Lock Nut, 1/2"-13
7	G11572	12	Hex Flat Head Counter Sunk, 1/2"-13 x 1 1/4"
8	GA18315	-	Outer Side Wear Pad W/Bushing, 12 Row
	GA19234	-	Outer Side Wear Pad W/Bushing, 16 Row
	GA18314	-	Outer Side Wear Pad W/Bushing, 24 Row
9	GA18313	1	Outer Top Wear Pad W/Bushing
10	GD25387-04	1	Shim, 10 Gauge (.1345")

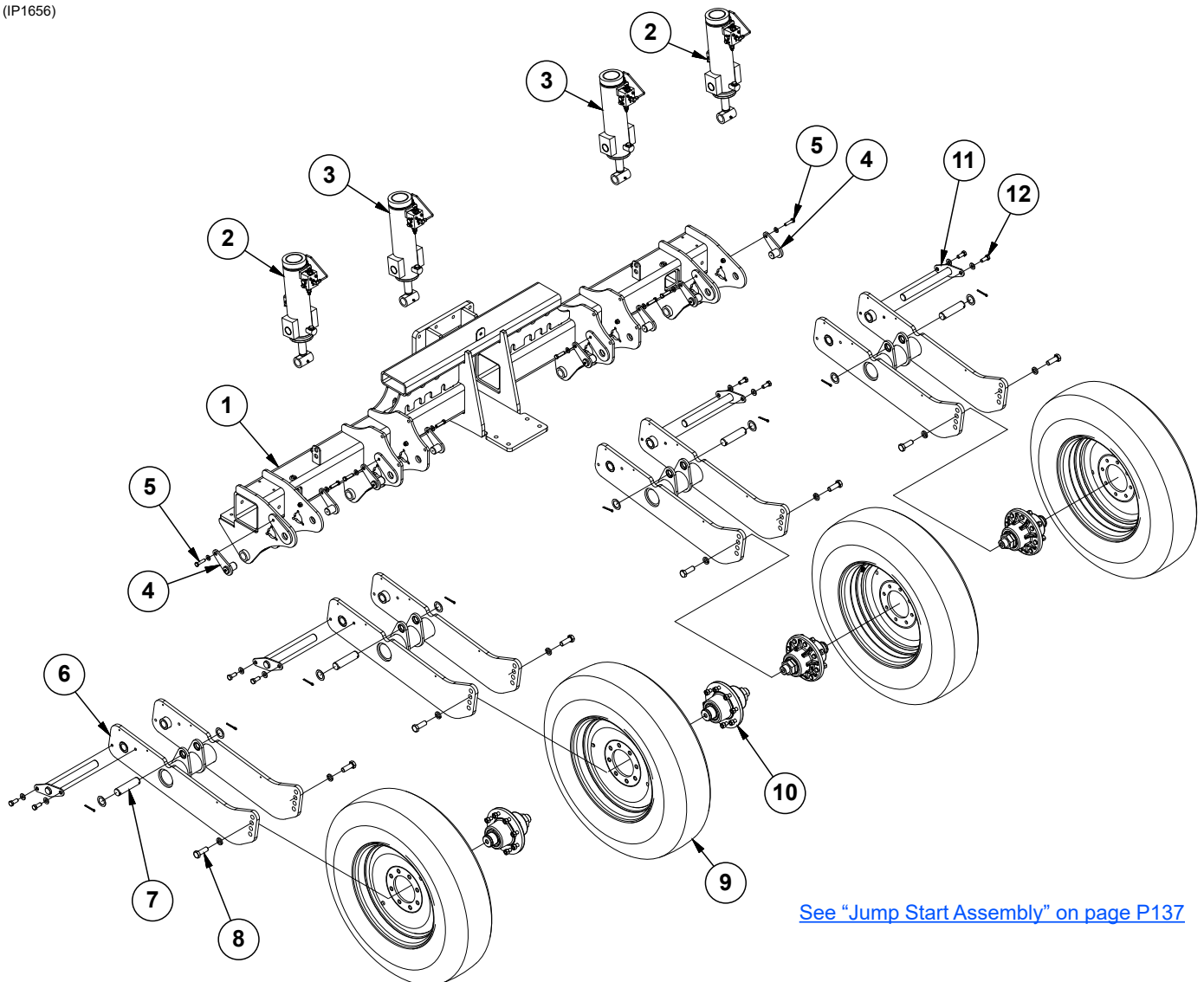
(IP1650)



[See "Jump Start Assembly" on page P137](#)

ITEM	PART NO.	QTY.	DESCRIPTION
1	G10103201	2	See "Master Cylinder (Outer), 12 Row" on page P206
2	G10073101	2	See "Master Cylinder (Center), 12 Row" on page P207
3	GA19186	1	H-Frame
4	G10016 G11389 G10111	8 8 8	Hex Head Cap Screw, 1/2"-13 x 2" Flat Washer, 1/2" Plated SAE Lock Nut, 1/2"-13
5	G10041701	8	Master Cylinder Pin
6	G10034001	4	Center Wheel Module
7	GD29104-02 G10159 G10460	4 8 8	Pin, 1 1/4" O.D. x 6" Washer, 1 7/8" Cotter Pin, 1/4" x 2"
8	G10448 G10330	8 8	Hex Head Cap Screw, 7/8"-9 x 2 1/2", Grade 8 Lock Washer, 7/8"
9	---	4	See "H-Frame Tire and Hub Assembly, 12 Row" on page P197
10	---	4	See "H-Frame Tire and Hub Assembly, 12 Row" on page P197
11	G10007 G10230	8 8	Hex Head Cap Screw, 5/8"-11 x 1 1/2" Lock Washer, 5/8"
12	GA17372	4	Hammer Strap Pin

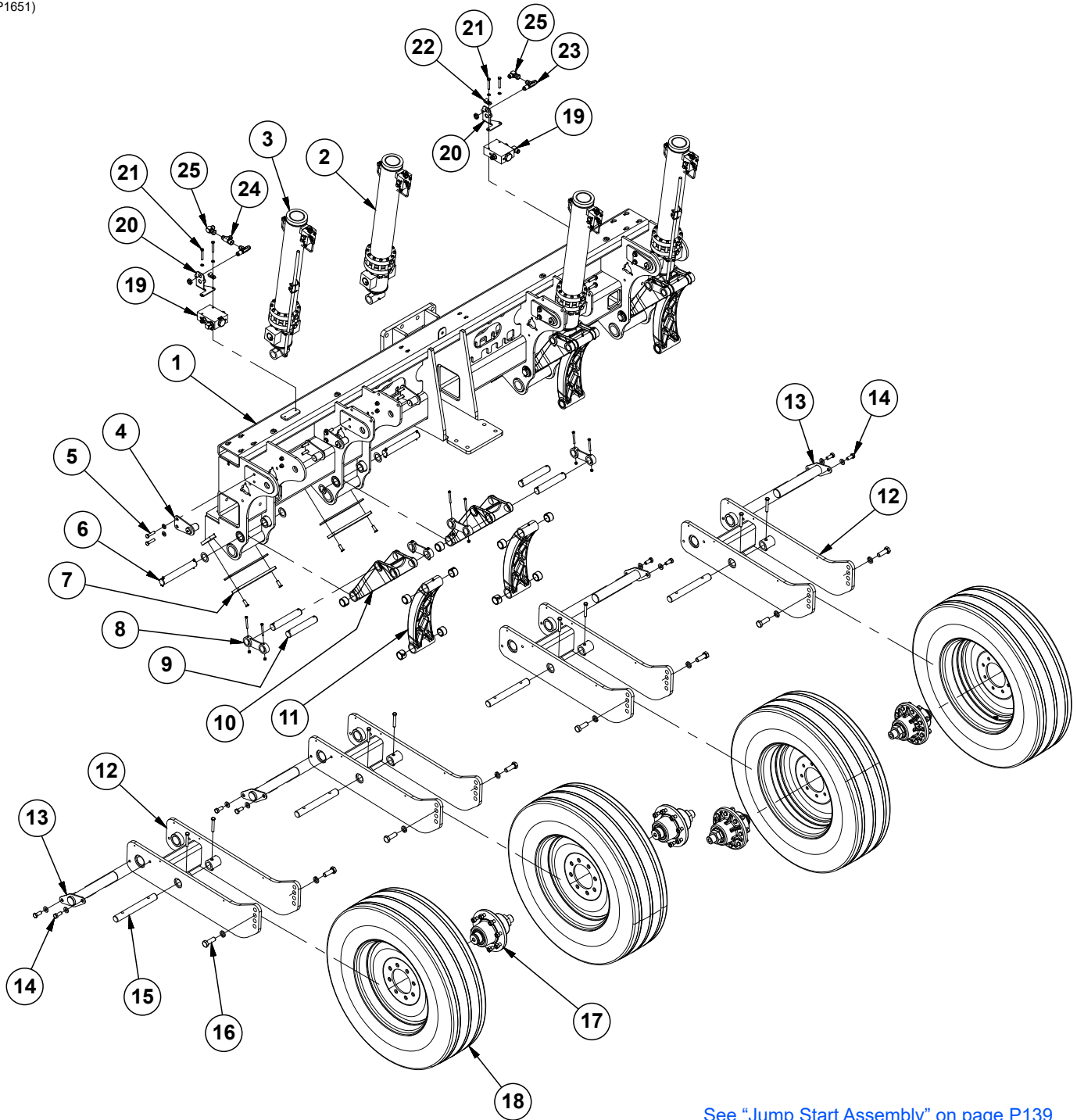
(IP1656)



[See "Jump Start Assembly" on page P137](#)

ITEM	PART NO.	QTY.	DESCRIPTION
1	GA19186	1	H-Frame
2	G10061701	2	See "Master Cylinder (Outer), 16 Row" on page P208
3	G10058501	2	See "Master Cylinder (Center), 16 Row" on page P209
4	G10041701	8	Master Cylinder Pin
5	G10016	8	Hex Head Cap Screw, 1/2"-13 x 2"
	G11389	8	Flat Washer, 1/2" Plated SAE
	G10111	8	Lock Nut, 1/2"-13
6	G10047101	4	Center Wheel Module
7	GD29030-02	4	Pin, 1 1/2" O.D. x 5.95"
	G10450	8	Washer, 2 1/4", 18 Gauge (.0478")
	G10460	8	Cotter Pin, 1/4" x 2"
8	G10448	8	Hex Head Cap Screw, 7/8"-9 x 2 1/2", Grade 8
	G10330	8	Lock Washer, 7/8"
9	---	4	See "H-Frame Tire and Hub Assembly, 12 Row" on page P197
10	---	4	See "H-Frame Tire and Hub Assembly, 12 Row" on page P197
11	GA19890	4	Hammer Strap Pin
12	G10007	8	Hex Head Cap Screw, 5/8"-11 x 1 1/2"
	G11391	8	Flat Washer, 5/8" SAE

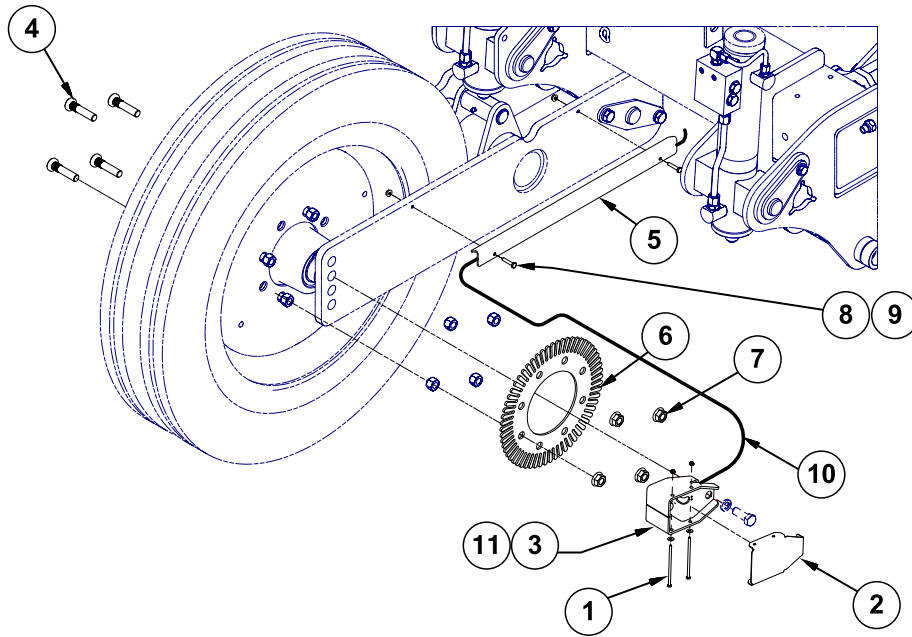
(IP1651)



[See "Jump Start Assembly" on page P139](#)

ITEM	PART NO.	QTY.	DESCRIPTION
1	G10034901	1	H-Frame
2	G10042501	2	See "Master Cylinder (Center), 24 Row" on page P213
3	G10047201	2	See "Master Cylinder (Outer), 24 Row" on page P211
4	GA26880	8	Master Cylinder Pin
5	G10016	16	Hex Head Cap Screw, 1/2"-13 x 2"
	G11389	16	Flat Washer, 1/2" Plated SAE
	G10111	16	Lock Nut, 1/2"-13
6	GD29030-03	4	Pin, 1 1/2" x 10.45"
	G10460	8	Cotter Pin, 1/4" x 2"
	G10450	8	Washer, 2 1/4", 18 Gauge (.0478")
7	GD24434	4	Wear Stop
	G10361	8	Flat Head Hex Socket Countersunk Cap Screw, 1/2"-13 x 1 1/2"
	GD24435-01	4	Shim, 1/4" (As Required)
8	GA26881	8	Anti-Rotation
	G10219001	16	Hex Head Cap Screw, 5/16"-18 x 2 3/4", Grade 8
	G10109	16	Lock Nut, 5/16"-18
9	GD29030-13	8	Pin, 1 1/2" x 8 5/8"
10	GD25424	4	Top Arm Linkage
	GD25794	8	Spring Bushing, 1 1/2" x 1 1/4"
	G10640	4	Grease Fitting, 1/4"-28
11	GD25423	4	Bottom Arm Linkage
	GD25794	16	Spring Bushing, 1 1/2" x 1 1/4"
	G10640	8	Grease Fitting, 1/4"-28
12	GA19883	4	Center Wheel Module
13	GA19884	4	Center Axle Pin
14	G10007	8	Hex Head Cap Screw, 5/8"-11 x 1 1/2"
	G11391	8	Flat Washer, 5/8" SAE
15	GD27087-01	4	Pin, 1.48" x 12 1/2"
	G10585	8	Hex Head Cap Screw, 1/2"-13 x 3 1/4"
	G10111	8	Lock Nut, 1/2"-13
16	G10448	8	Hex Head Cap Screw, 7/8"-9 x 2 1/2", Grade 8
	G10330	8	Lock Washer, 7/8"
17	G10035401	4	See "H-Frame Wheel and Hub Assembly / Wing Wheel and Hub Assembly" on page P160
18	G10022601	4	See "H-Frame Wheel and Hub Assembly / Wing Wheel and Hub Assembly" on page P160
19	---	2	See "Hydraulic Valve Block on H-Frame" on page P238
20	G10054001	2	Line Support Bracket
21	G10049	4	Hex Head Cap Screw, 3/8"-16 x 2 1/2"
	G10229	4	Lock Washer, 3/8"
22	GD13348	2	Insulated Clamp, 1 1/16"
23	G2704-10	2	Tee, 7/8"-14 JIC
	G306-10	2	Lock Nut, 7/8"-14
24	G6602-10	1	Swivel Tee, 7/8"-14 JIC
25	G6500-10	2	Swivel Elbow, 90°, 7/8"-14 Male JIC To Female

(TP1532)

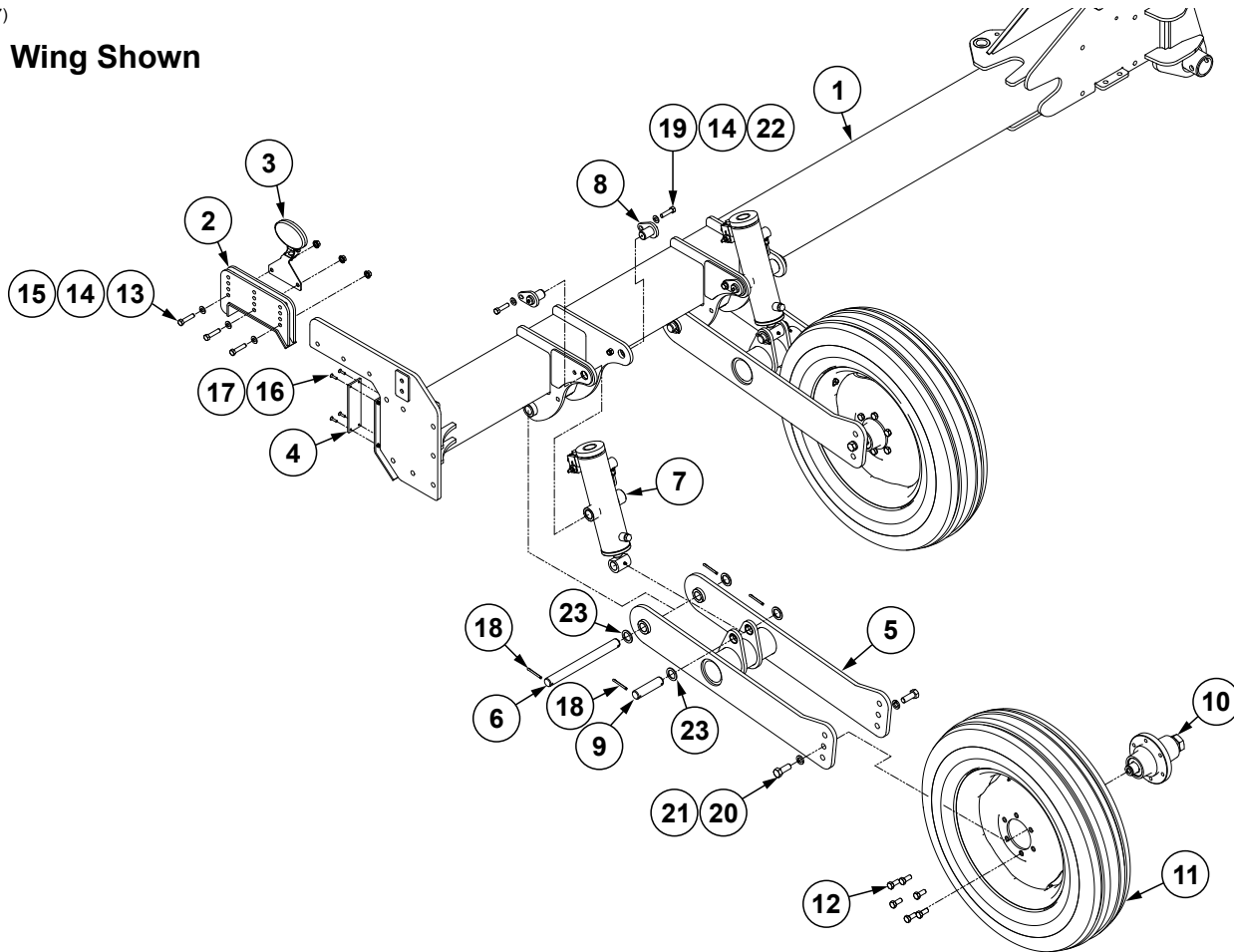


ITEM	PART NO.	QTY.	DESCRIPTION
1	G10621	2	Serrated Flange Nut, 1/4"-20
	G10013101	2	Hex Head Cap Screw, 1/4"-20 x 5
	G10209	2	Washer, 1/4" USS
2	G10012201	1	Jump Start Sensor Cover
3	G10012301	1	Jump Start Bracket
4	GD18676	4	Lug Bolt, 5/8"-18 x 2 3/4"
5	GD19252	1	Cable Guard
6	GD18643	1	Jump Start Wheel
7	G11254	4	Serrated Flange Nut, 5/8"-18
8	G10857	2	Hex Head Cap Screw, 1/4"-20 x 1 1/4"
9	G10621	2	Serrated Flange Nut, 1/4"-20
10	GA19393	1	Jump Start Cable
11	GA13204	1	Hall Effect Sensor

This page left blank intentionally.

(106867)

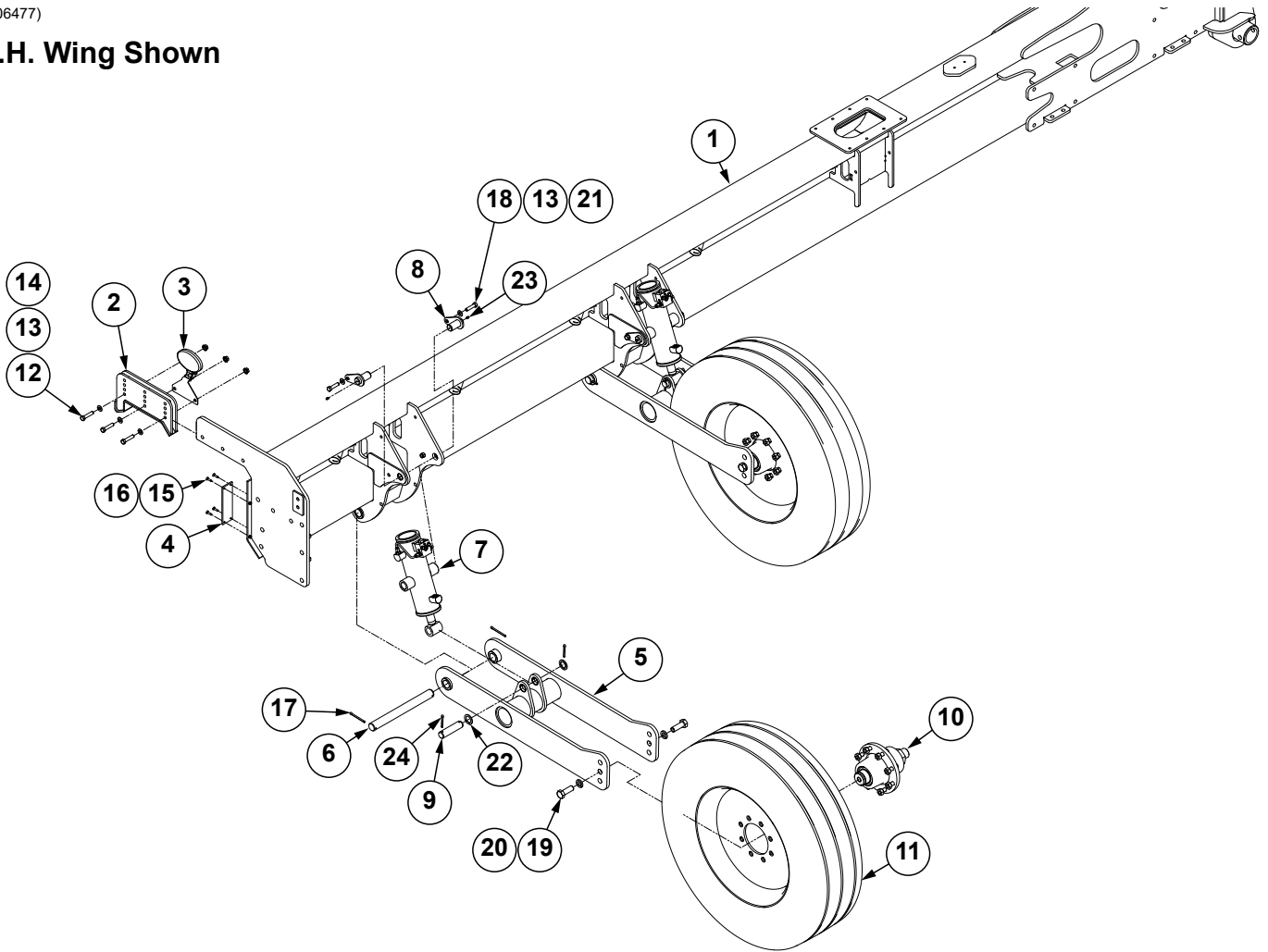
L.H. Wing Shown



ITEM	PART NO.	QTY.	DESCRIPTION
1	G10686501	1	L.H. Wing, 16 Row
	G10701901	1	L.H. Wing, 12 Row
	G10686401	1	R.H. Wing, 16 Row
	G10701801	1	R.H. Wing, 12 Row
2	G10653501	1	Adjustable Hook
3	---	1	See "Auxiliary Work Lights" on page P257
4	GD30644	1	Bumper
5	G10032201	2	Wing Wheel Module
6	GD29104-03	2	Pin, 13.63"
7	G10089301	2	See "Wing Cylinder, 16 Row" on page P204
	G10071601	2	See "Wing Cylinder, 12 Row" on page P203
8	G10029401	4	Slave Cylinder Pin
9	GD29104-01	2	Pin, 1 1/4" x 5"
10	---	2	See "Wing Wheel and Hub Assembly, 12 Row and 16 Row" on page P161
11	---	2	See "Wing Wheel and Hub Assembly, 12 Row and 16 Row" on page P161
12	GR0270	12	Lug Bolt, 9/16"-18
13	G10581	3	Hex Head Cap Screw, 1/2"-13 x 2 1/4"
14	G11389	7	Flat Washer, 1/2" Plated SAE
15	G10071	3	Serrated Flange Nut, 1/2"-13
16	G11180	4	Hex Flat Head Counter Sunk Cap Screw, 1/4"-20 x 1"
17	G11320	4	Lock Nut, 1/4"-20, Grade B
18	G10460	8	Cotter Pin, 1/4" x 2"
19	G10016	4	Hex Head Cap Screw, 1/2"-13 x 2"
20	G10026	4	Hex Head Cap Screw, 3/4"-10 x 2"
21	G10231	4	Lock Washer, 3/4"
22	G10111	4	Lock Nut, 1/2"-13
23	G10159	8	Washer, 1 7/8", 10 Gauge (.1345")

(106477)

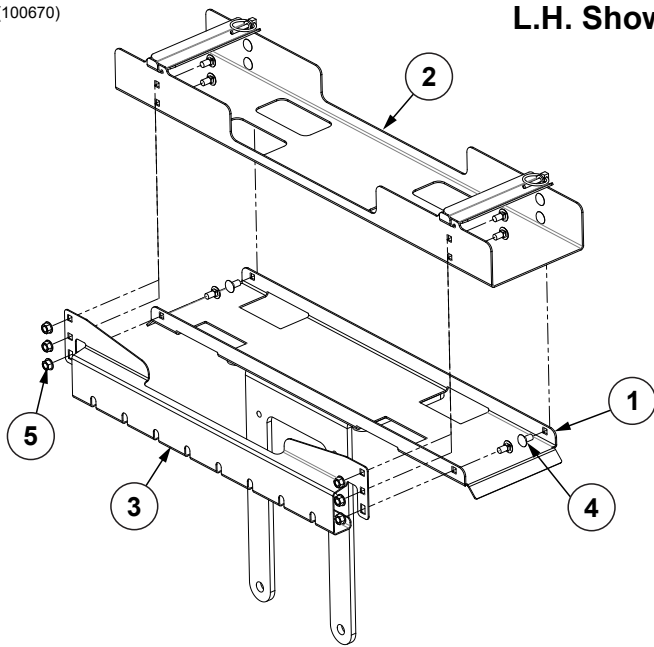
L.H. Wing Shown



ITEM	PART NO.	QTY.	DESCRIPTION
1	G10647501	1	L.H. Wing, 24 Row
	G10647601	1	R.H. Wing, 24 Row
2	G10653601	1	Adjustable Hook
3	---	1	See "Auxiliary Work Lights" on page P257
4	GD30644	1	Bumper
5	G10038801	2	Wing Wheel Module
6	GD27087-03	2	Pin, 14.88"
7	G10036301	2	See "Wing Cylinder, 24 Row" on page P205
8	G10039401	4	Slave Cylinder Pin
9	GD29104-01	2	Pin, 1 1/4" x 5"
10	G10035401	2	See "Hub Assembly, 24 Row" on page P162
11	G10022601	2	Tire and Rim Assembly
	G10022401		Rim, 8.25" x 22.5" (8 Bolt) (Included W/G10022601)
	G10022501		Tire, VF295/75R22.5 (Included W/G10022601)
	GA7434		Valve Stem (Included W/G10022601)
12	G10581	3	Hex Head Cap Screw, 1/2"-13 x 2 1/4"
13	G11389	7	Flat Washer, 1/2" Plated SAE
14	G10071	3	Serrated Flange Nut, 1/2"-13
15	G11180	4	Hex Flat Head Counter Sunk Cap Screw, 1/4"-20 x 1"
16	G11320	4	Lock Nut, 1/4"-20, Grade B
17	G10362	4	Cotter Pin, 1/4" x 3"
18	G10016	4	Hex Head Cap Screw, 1/2"-13 x 2"
19	G10448	4	Hex Head Cap Screw, 7/8"-9 x 2 1/2", Grade 8
20	G10330	4	Lock Washer, 7/8"
21	G10111	4	Lock Nut, 1/2"-13
22	G10159	4	Washer, 1 7/8", 10 Gauge (.1345")
23	G10640	4	Grease Fitting, 1/4"-28
24	G10460	4	Cotter Pin, 1/4" x 2"

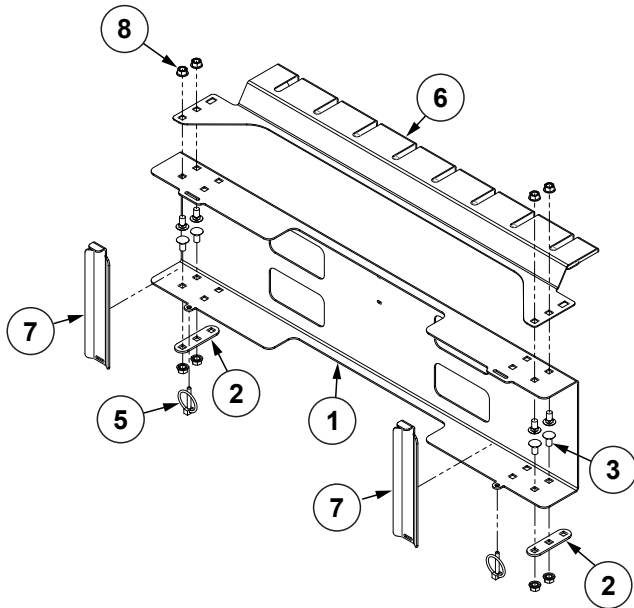
(100670)

L.H. Shown



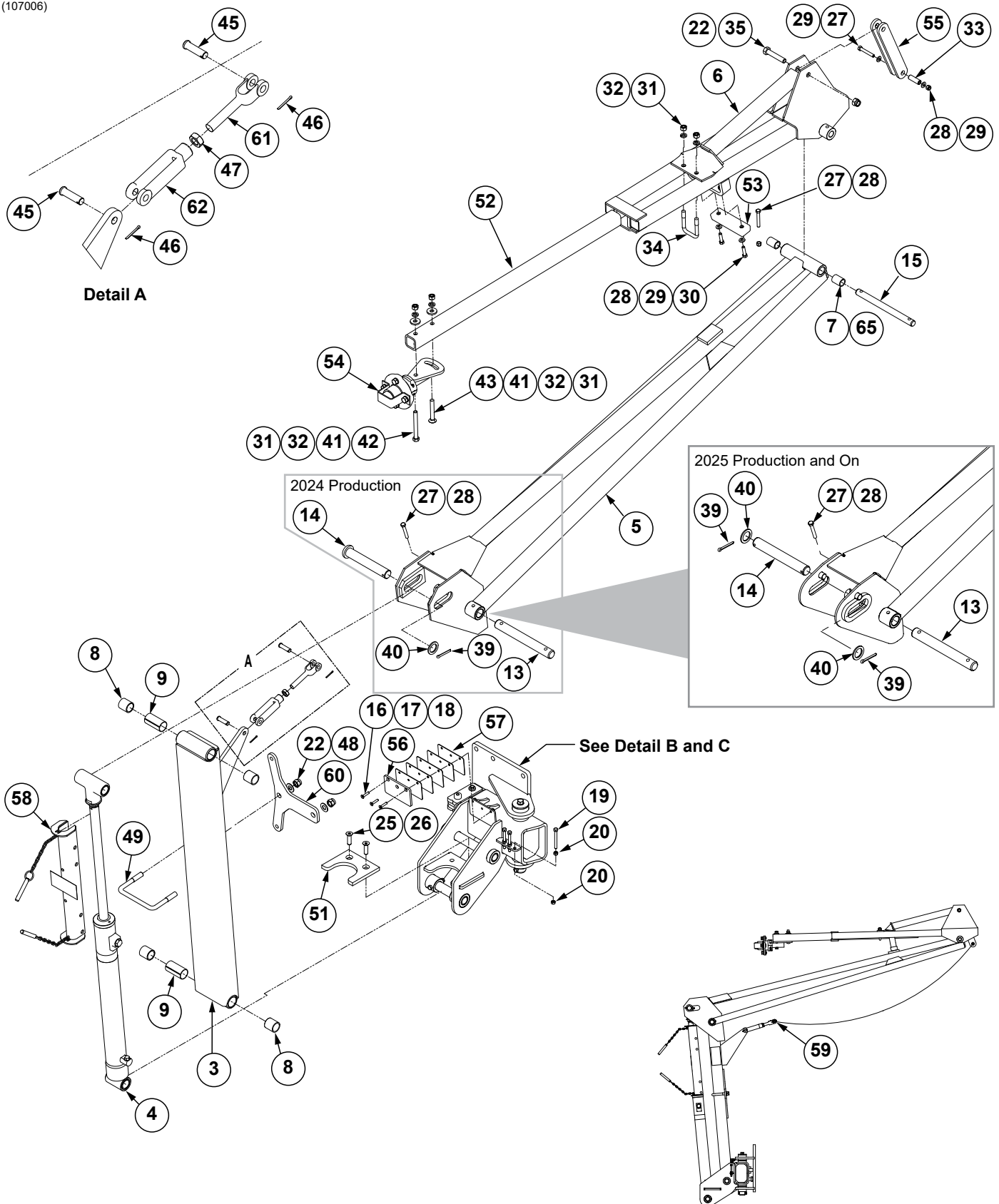
ITEM	PART NO.	QTY.	DESCRIPTION
1	G10898201	1	L.H. Hydraulic Hose Tray
	G10898301	1	R.H. Hydraulic Hose Tray
2	G10066701	1	Air Hose Tray Assembly
3	G10070201	1	Wing Harness Tray Plate
4	G10308	8	Carriage Bolt, 3/8"-16 x 3/4"
5	G11091	8	Serrated Flange Nut, 3/8"-16

(100724)

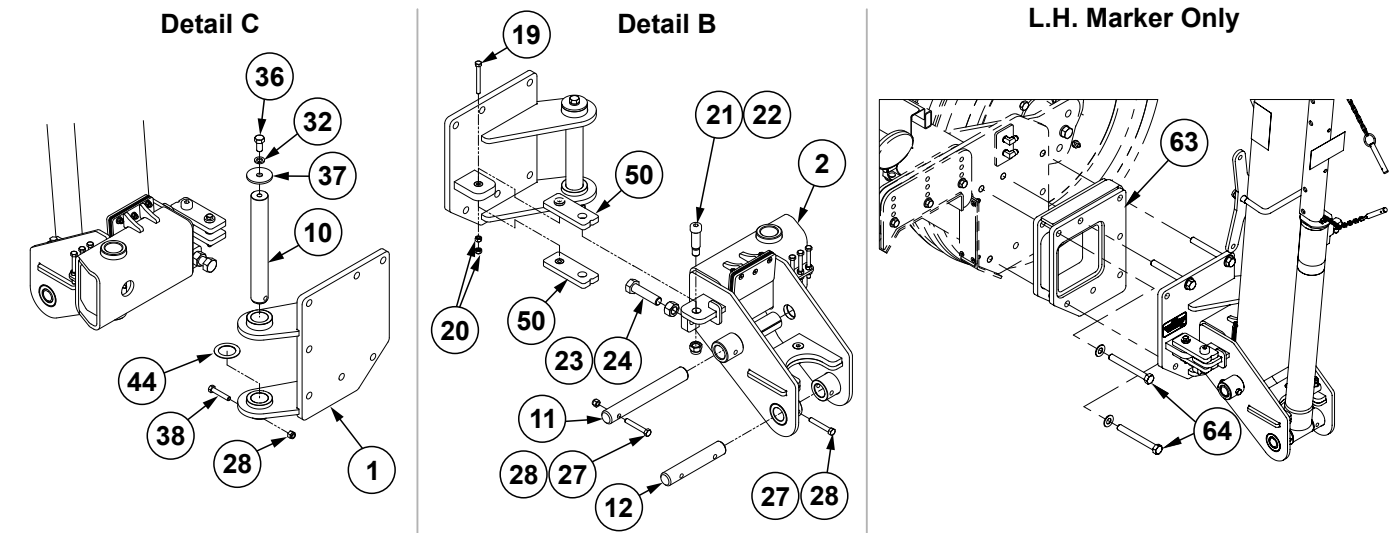


ITEM	PART NO.	QTY.	DESCRIPTION
1	G10066801	1	Air Hose Tray
2	GD25650	2	Tray Support Plate
3	G10308	8	Carriage Bolt, 3/8"-16 x 3/4"
4	---	---	---
5	GD2558	2	Lynch Pin, 1/4"
6	G10072301	1	Wing Harness Tray
7	G10066901	2	Hose Clamp Bracket
8	G11091	8	Serrated Flange Nut, 3/8"-16

(107006)



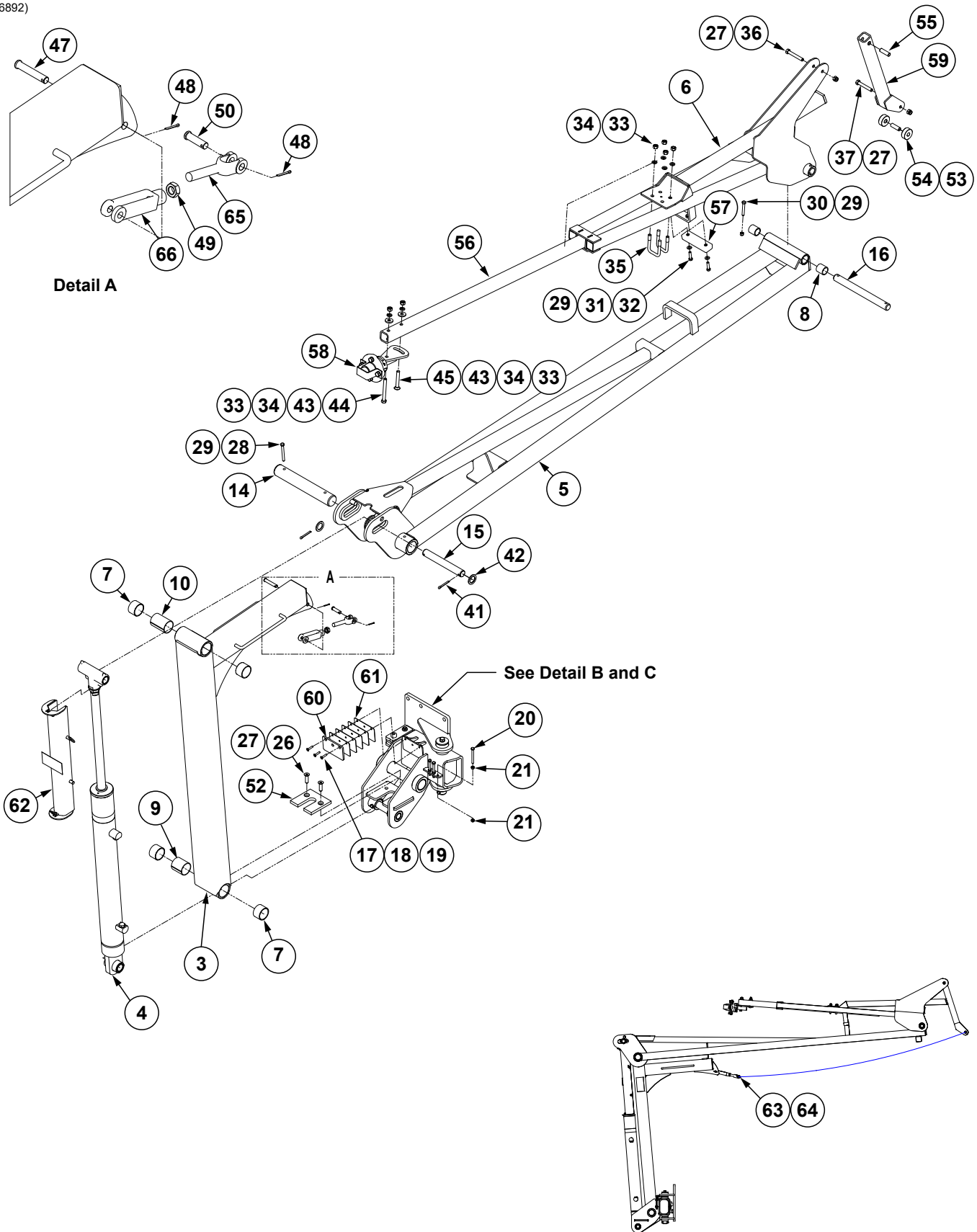
Continued on following pages.



ITEM	PART NO.	QTY. (Per Assy.)	DESCRIPTION
1	G10689101 G10689102	1 ---	L.H. Marker Pivot R.H. Marker Pivot
2	G10700501 G10700502	1 ---	L.H. Outer Breakaway, 12 Row R.H. Outer Breakaway, 12 Row
3	G10819501	1	First Stage Marker, 12 Row
4	G10501201 G11012701	1 1	See "Row Marker Cylinder, 12 Row" on page P195 (2024 Production) See "Row Marker Cylinder, 12 Row" on page P195 (2025 Production and On)
5	G10507801 G11013301	1 1	Second Stage Marker (2024 Production) Second Stage Marker (2025 Production and On)
6	G10509901	1	Third Stage Marker, 12 Row
7	G10522601	2	Bearing, .8826 I.D x 1 1/2"
8	G10522401	4	Bearing, 1.2579 I.D. x 1 1/2"
9	G10819701	2	Split Spacer, 1 1/2" O.D. x .065" W x 2.875"
10	GD30379	1	Pin, 1 1/2" O.D. x 11 1/4"
11	G10487202	1	Pin, 1 1/4" O.D. x 9 5/8" W/Cross Hole
12	GD29104-23	1	Pin, 1 1/4" O.D. x 7"
13	GD29104-24	1	Pin, 1 1/4" O.D. x 10 5/8"
14	GD15386 GD10486	1 1	Pin, 1 1/4" x 7 5/8" (2024 Production) Pin, 1 1/4" x 9" (2025 Production and On)
15	G10500101	1	Pin, 7/8" O.D. x 10 7/8"
16	G11657	3	Hex Flat Head Cap Screw, 1/4"-20 x 1 1/4"
17	G11385	3	Flat Washer, 1/4" SAE
18	G10110	3	Lock Nut, 1/4"-20, Grade B
19	G11553	4	Hex Head Cap Screw, 5/16"-18 x 3"
20	G10106	8	Hex Nut, 5/16"-18
21	GD36715	1	Shoulder Bolt, 5/8"-11 x 1 3/4"
22	G10107	4	Lock Nut, 5/8"-11
23	G10105	1	Hex Nut, 3/4"-10
24	G10543	1	Hex Head Cap Screw, 3/4"-10 x 3", Full Thread
25	G11534	2	Hex Flat Head Counter Sunk, 1/2"-13 x 1 1/4"
26	G10111	2	Lock Nut, 1/2"-13
27	G10049	5	Hex Head Cap Screw, 3/8"-16 x 2 1/2"
28	G10108	8	Lock Nut, 3/8"-16
29	G11387	4	Flat Washer, 3/8" SAE

ITEM	PART NO.	QTY. (Per Assy.)	DESCRIPTION
30	G10003	2	Hex Head Cap Screw, 3/8"-16 x 1 1/2"
31	G10102	4	Hex Nut, 1/2"-13
32	G10228	5	Lock Washer, 1/2"
33	GD2971-11	1	Sleeve, 1 7/8" Long
34	GD2721	1	U-Bolt, 2" x 2" x 1/2"-13
35	G10862	1	Hex Head Cap Screw, 5/8"-11 x 3 1/4"
36	G10014	1	Hex Head Cap Screw, 1/2"-13 x 1"
37	GD18828	1	Washer
38	G10048	1	Hex Head Cap Screw, 3/8"-16 x 2"
39	G10460	1	Cotter Pin, 1/4" x 2"
40	G10159	1	Washer, 1 7/8", 10 Gauge (.1345")
41	G10168	2	Machine Bushing, 1/2", 7 Gauge (.1793")
42	G10045	1	Hex Head Cap Screw, 1/2"-13 x 4 1/2"
43	G10844	1	Carriage Bolt, 1/2"-13 x 3 1/2"
44	G10450	1	Washer, 2 1/4", 18 Gauge (.0478")
45	G10560	2	Clevis Pin, 1/2" x 1 3/4"
46	G10451	2	Cotter Pin, 1/8" x 1"
47	G10503	1	Hex Jam Nut, 5/8"-11, Grade 2
48	G11391	2	Flat Washer, 5/8" SAE
49	GD11489	1	U-Bolt, 3" x 6" x 5/8"-11
50	GA18485	2	Shear Strap
51	G10500201	1	Wear Stop
52	GD0453-02	1	Extension Tube, 40"
53	GA9145	1	Molded Stop, 6 1/4" Long
54	---	1	See "Row Marker Spindle/Hub/Blade" on page P157
55	GA8072	1	Linkage, 10"
56	GD26790	1	Stop Pad
57	GD26789	5	Shim Stop
58	GA24754 G10536	1	Cylinder Lock-Up Detent Pin, 1/2" x 2 1/2" Grip (Included W/GA24754)
59	G3302-07 GD10674-02	1 1	Coil Chain, No. 9/0, 28 Links Chain Cover, 56"
60	GD26962	1	Lockup Storage Plate
61	GD11115	1	Plain Yoke
62	GD8218	1	Yoke

(106892)

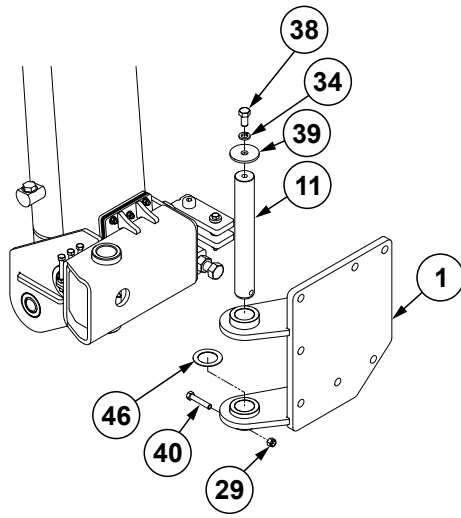


Row Marker Assembly, 16 Row

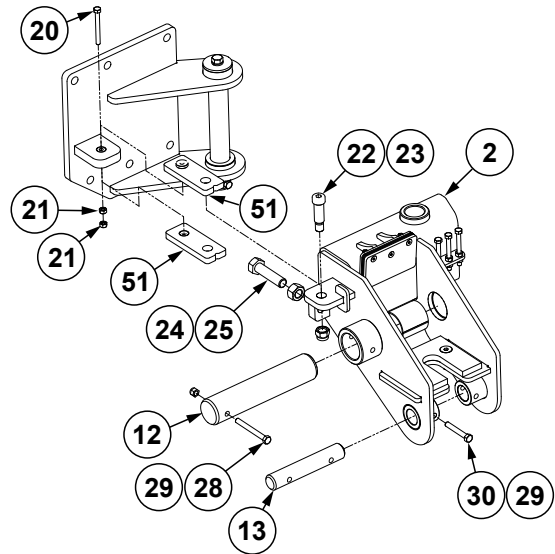
M0321-02

Model 5900

Detail C



Detail B

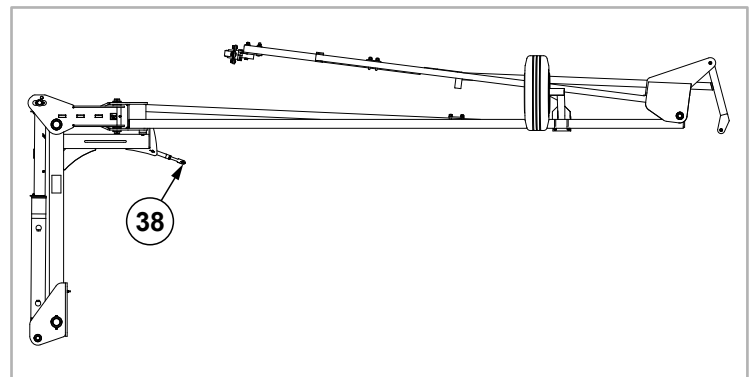
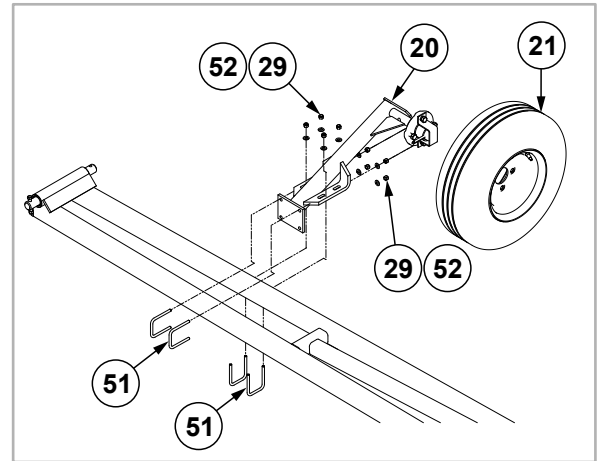
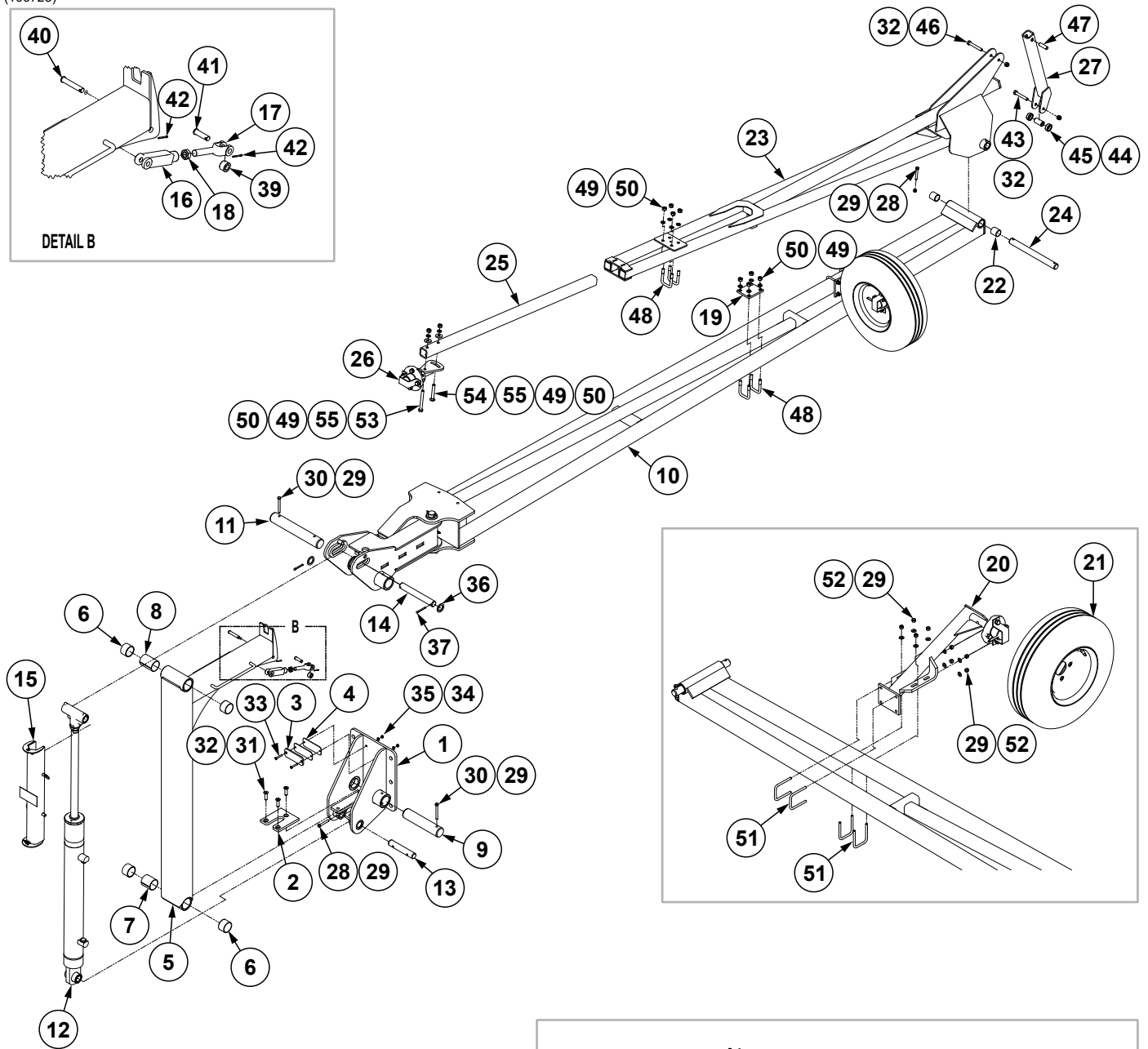
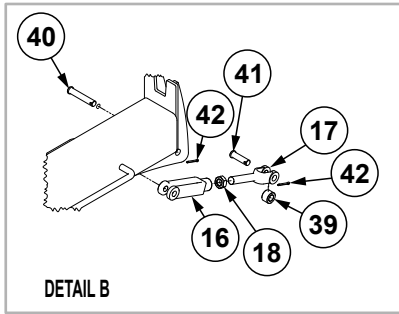


ITEM	PART NO.	QTY. (Per Assy.)	DESCRIPTION
1	G10689101 G10689102	1 ---	L.H. Marker Pivot R.H. Marker Pivot
2	G10689501 G10689502	1 ---	L.H. Outer Breakaway, 16 Row R.H. Outer Breakaway, 16 Row
3	G10819201	1	First Stage Marker, 16 Row
4	G10528401	1	See "Row Marker Cylinder, 16 Row and 24 Row" on page P196
5	G10524201	1	Second Stage
6	G10524501	1	Third Stage
7	G10529001	4	Bearing, 2.1353" I.D x 1½"
8	G10522401	2	Bearing, 1.2579" I.D. x 1½"
9	G10819601	1	Split Spacer, 2⅜" O.D. x .95W x 2½"
10	G10819602	1	Split Spacer, 2⅜" O.D. x .95W x 3⅜"
11	GD30379	1	Pin, 1½" O.D. x 11¼"
12	G10529801	1	Pin, 2⅞" x 10" W/Cross Hole
13	GD29104-23	1	Pin, 1¼" O.D. x 7"
14	G10529201	1	Pin, 2⅞" x 13¾" W/Cross Hole
15	GD10186	1	Pin, 1¼" x 9½"
16	GD29104-25	1	Pin, 1¼" O.D. x 13¾"
17	G11657	3	Hex Flat Head Cap Screw, ¼"-20 x 1¼"
	G11180	---	Hex Flat Head Counter Sunk Cap Screw, ¼"-20 x 1"
18	G11385	3	Flat Washer, ¼" SAE
19	G10110	3	Lock Nut, ¼"-20, Grade B
20	G11553	4	Hex Head Cap Screw, ⅝"-18 x 3"
21	G10106	8	Hex Nut, ⅝"-18
22	GD36715	1	Shoulder Bolt, ⅝"-11 x 1¾"
23	G10107	1	Lock Nut, ⅝"-11
24	G10105	1	Hex Nut, ¾"-10
25	G10543	1	Hex Head Cap Screw, ¾"-10 x 3", Full Thread
26	G11534	2	Hex Flat Head Counter Sunk, ½"-13 x 1¾"
27	G10111	4	Lock Nut, ½"-13

Continued on following page.

ITEM	PART NO.	QTY. (Per Assy.)	DESCRIPTION
28	G10061	2	Hex Head Cap Screw, 3/8"-16 x 3 1/2"
29	G10108	7	Lock Nut, 3/8"-16
30	G10049	2	Hex Head Cap Screw, 3/8"-16 x 2 1/2"
31	G11387	2	Flat Washer, 3/8" SAE
32	G10003	2	Hex Head Cap Screw, 3/8"-16 x 1 1/2"
33	G10102	6	Hex Nut, 1/2"-13
34	G10228	7	Lock Washer, 1/2"
35	GD2721	2	U-Bolt, 2" x 2" x 1/2"-13
36	G10033	1	Hex Head Cap Screw, 1/2"-13 x 3 1/2"
37	G10585	1	Hex Head Cap Screw, 1/2"-13 x 3 1/4"
38	G10014	1	Hex Head Cap Screw, 1/2"-13 x 1"
39	GD18828	1	Washer
40	G10048	1	Hex Head Cap Screw, 3/8"-16 x 2"
41	G10460	2	Cotter Pin, 1/4" x 2"
42	G10159	2	Washer, 1 7/8", 10 Gauge (.1345")
43	G10168	2	Machine Bushing, 1/2", 7 Gauge (.1793")
44	G10045	1	Hex Head Cap Screw, 1/2"-13 x 4 1/2"
45	G10844	1	Carriage Bolt, 1/2"-13 x 3 1/2"
46	G10450	1	Washer, 2 1/4", 18 Gauge (.0478")
47	G10704501	1	Clevis Pin, 1/2" x 2 3/4"
48	G10451	2	Cotter Pin, 1/8" x 1"
49	G10503	1	Hex Jam Nut, 5/8"-11, Grade 2
50	G10560	1	Clevis Pin, 1/2" x 1 3/4"
51	GA18485	2	Shear Strap
52	G10696301	1	Wear Stop Pad
53	GD19206	1	Chain Sleeve
54	GD19205	2	Chain Spacer
55	GD7904-09	1	Sleeve, 5/8" O.D. x .509" I.D. x 2 5/8"
56	GD0453-03	1	Extension Tube, 50"
57	GA9145	1	Molded Stop, 6 1/4" Long
58	---	1	See "Row Marker Spindle/Hub/Blade" on page P157
59	GA21209	1	Control Arm
60	GD26790	1	Stop Pad
61	GD26789	5	Shim Stop
62	GA18884 G10874	1	Cylinder Lock-up Assembly Detent Pin, 1/2" x 3 1/2" Grip (Included W/GA18884)
63	G3302-16	1	Marker Chain, 39 Links
64	GD10674-08	1	Chain Cover, 75"
65	GD11115	1	Plain Yoke
66	GD8218	1	Yoke

(106728)

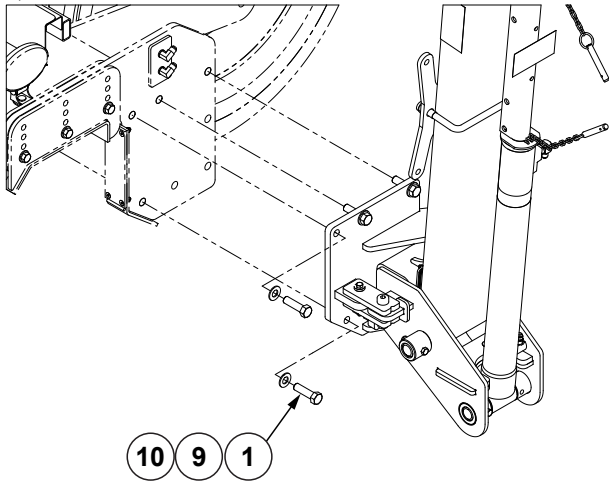


Continued on following pages.

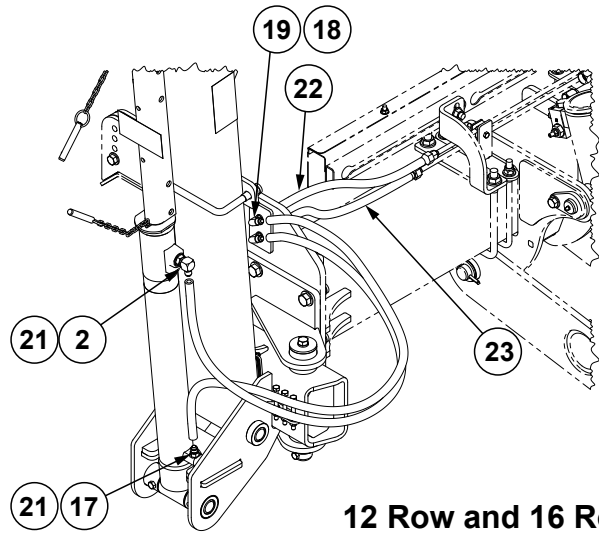
ITEM	PART NO.	QTY. (Per Assy.)	DESCRIPTION
1	G10672501	1	L.H. Marker Mount
	G10672502	---	R.H. Marker Mount
2	GD25862	1	Wear Stop
3	GD26955	1	Stop Pad
4	GD26954	5	Shim Stop
5	G10819001	1	First Stage Marker, 24 Row
6	G10529001	4	Bearing, 1.1353" I.D. x 1½"
7	G10819601	1	Split Spacer, 2⅜" O.D. x .95W x 2½"
8	G10819602	1	Split Spacer, 2⅜" O.D. x .95W x 3⅜"
9	G10529801	1	Pin, 2⅛" x 10" W/Cross Hole
10	---	1	See "Second Stage Marker Assembly" on page P155
11	G10529201	1	Pin, 2⅛" x 13¾" W/Cross Hole
12	G10528401	1	See "Row Marker Cylinder, 16 Row and 24 Row" on page P196
13	GD29104-23	1	Pin, 1¼" O.D. x 7"
14	GD10186	1	Pin, 1¼" x 9½"
15	GA18884	1	Cylinder Lock-up Assembly
	G10874	-	Detent Pin, ½" x 3½" Grip
16	GD8218	1	Yoke
17	GD11115	1	Plain Yoke
18	G10503	1	Hex Jam Nut, ⅝"-11, Grade 2
19	GA20256	1	Stop Pad
20	---	1	See "Marker Hub Assembly" on page P156
21	GA17767	1	Tire and Rim Assembly
	GD15489	-	Tire, 20.5 x 8.0-10 (Specify Brand*)
	GA10458	-	Valve Stem
	GA17768	-	Rim, Grey
22	G10522401	2	Bearing, 1.2579 I.D. x 1½"
23	G10672401	1	Third Stage Marker, 24 Row
24	GD29104-25	1	Pin, 1¼" O.D. x 13¼"
25	GD0453-03	1	Extension Tube, 50"
26	---	1	See "Row Marker Spindle/Hub/Blade" on page P157
27	GA21209	1	Control Arm
28	G10049	2	Hex Head Cap Screw, ⅜"-16 x 2½"
29	G10108	12	Lock Nut, ⅜"-16
30	G10061	2	Hex Head Cap Screw, ⅜"-16 x 3½"
31	G11534	3	Hex Flat Head Counter Sunk, ½"-13 x 1¾"
32	G10111	5	Lock Nut, ½"-13
33	G10132501	2	Hex Flange Head Cap Screw, ¼"-20 x 1¾"
34	G11385	2	Flat Washer, ¼" SAE
35	G10110	2	Lock Nut, ¼"-20, Grade B
36	G10159	2	Washer, 1⅞", 10 Gauge (.1345")
37	G10460	2	Cotter Pin, ¼" x 2"
38	GD28630	1	Wire Rope, 153¾"
39	GD4887-01	1	Sleeve, ½" I.D. x ⅝" Long
40	G10704501	1	Clevis Pin, ½" x 2¾"
41	G10560	1	Clevis Pin, ½" x 1¾"
42	G10451	2	Cotter Pin, ⅞" x 1"
43	G10585	1	Hex Head Cap Screw, ½"-13 x 3¼"
44	GD4887-30	1	Sleeve, 1" O.D. x .562" I.D. x 2"
45	GD5900-37	2	Sleeve, 1½" O.D. x 1" x ½"
46	G10033	1	Hex Head Cap Screw, ½"-13 x 3½"

ITEM	PART NO.	QTY. (Per Assy.)	DESCRIPTION
47	GD7904-09	1	Sleeve, 5/8" O.D. x .509" I.D. x 2 5/8"
48	GD2721	4	U-Bolt, 2" x 2" x 1/2"-13
49	G10228	10	Lock Washer, 1/2"
50	G10102	10	Hex Nut, 1/2"-13
51	GD19212	4	U-Bolt, 2 1/2" x 3/8"-16
52	G11387	8	Flat Washer, 3/8" SAE
53	G10045	1	Hex Head Cap Screw, 1/2"-13 x 4 1/2"
54	G10844	1	Carriage Bolt, 1/2"-13 x 3 1/2"
55	G10168	2	Machine Bushing, 1/2", 7 Gauge (.1793")

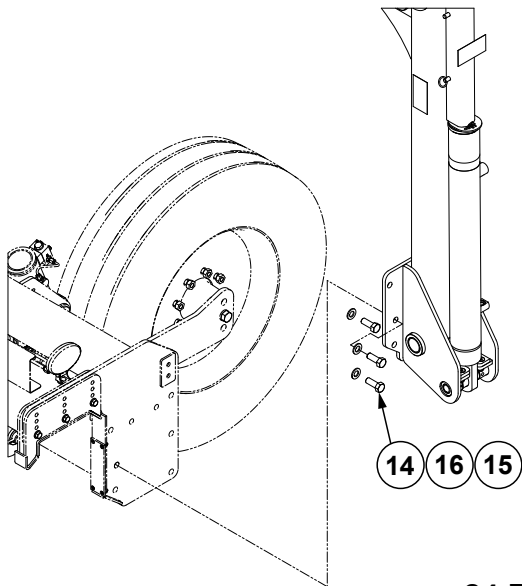
(106780)



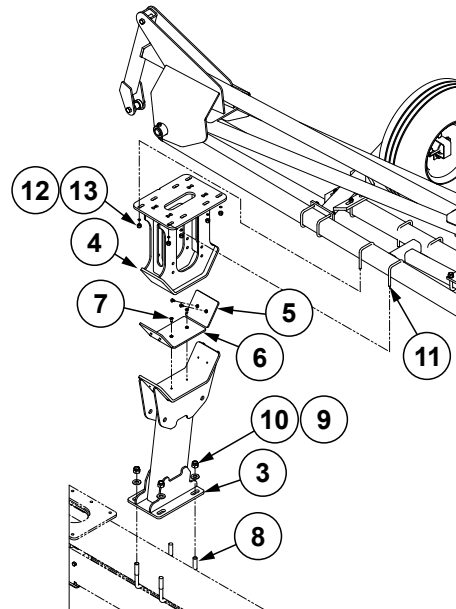
12 Row and 16 Row



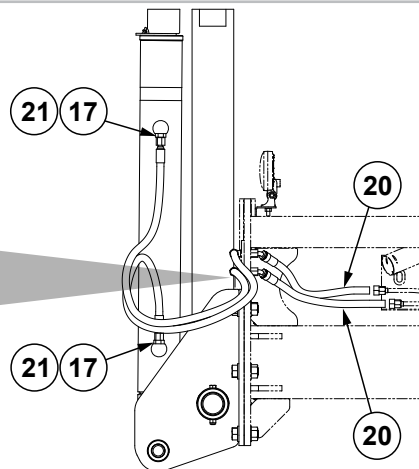
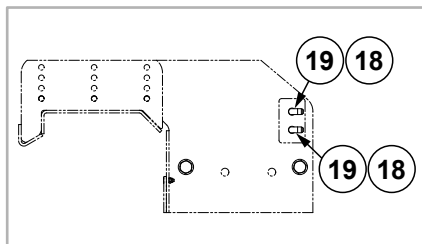
12 Row and 16 Row



24 Row



24 Row

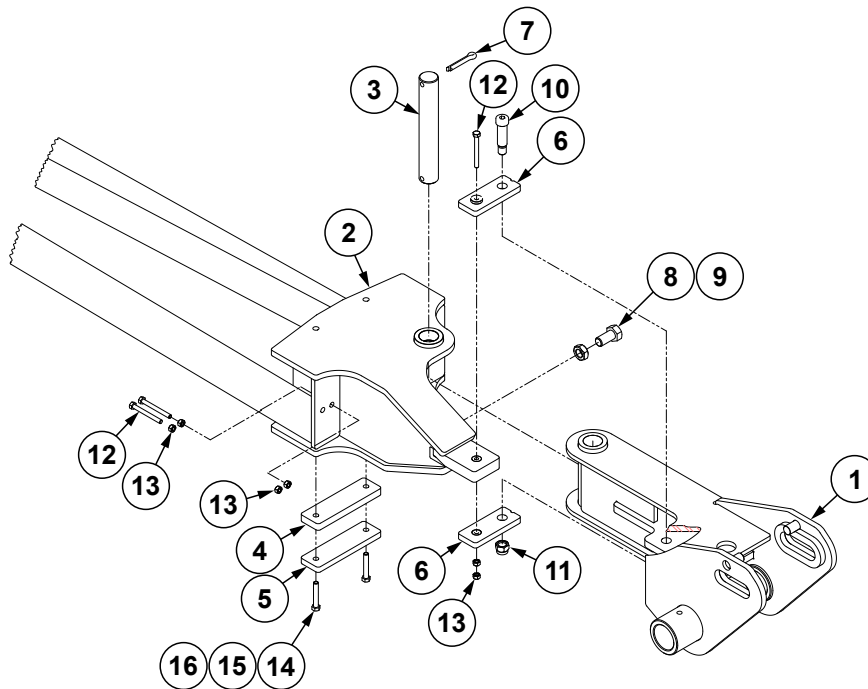


24 Row

ITEM	PART NO.	QTY.	DESCRIPTION
1	G10006	14	Hex Head Cap Screw, 5/8"-11 x 2 1/4"
2	G6801-06-08 GR1037	2 -	Elbow W/O-Ring, 90°, 1/16"-18 Male JIC To 3/4"-16 O-Ring O-Ring
3	G10677901	2	Marker Stand
4	G10195801	2	Marker Support
5	G10195701	4	Pad
6	G10195601	2	Pad
7	G11127	12	Hex Flange Head Cap Screw, 1/4" - 20 x 5/8"
8	GD25914	4	U-Bolt, 7" x 3" x 5/8"-11
9	G11391	8	Flat Washer, 5/8" SAE
10	G10107	8	Lock Nut, 5/8"-11
11	GD19212	8	U-Bolt, 2 1/2" x 3/8"-16
12	G11387	16	Flat Washer, 3/8" SAE
13	G10108	16	Lock Nut, 3/8"-16
14	G10026	12	Hex Head Cap Screw, 3/4"-10 x 2"
15	G11314	10	Serrated Flange Nut, 3/4"-10
16	G11392	12	Flat Washer, 3/4" SAE
17	G6400-06-04 GR1465	4	Connector W/O-Ring, 1/16"-18 Male JIC To 7/16"-20 O-Ring O-Ring
18	G306-06	4	Lock Nut, 1/16"-18
19	G2701-06-06	4	90° Elbow, 1/16"-18 JIC
20	*A27204-17	4	Hose Assembly, 3/8" x 17" (06M JIC - 06F45S), 24 Row
21	*A25691-51	4	Hose Assembly, 3/8" AR x 51" (06F-06F), 24 Row
22	*A26659-19 *A26659-18	2	Hose Assembly, 3/8" AR x 19" (06F - 06M JIC), 12 Row Hose Assembly, 3/8" AR x 18" (06F - 06M JIC), 16 Row
23	*A26659-17 *A26659-16	2	Hose Assembly, 3/8" AR x 17" (06F - 06M JIC), 12 Row Hose Assembly, 3/8" AR x 16" (06F - 06M JIC), 16 Row

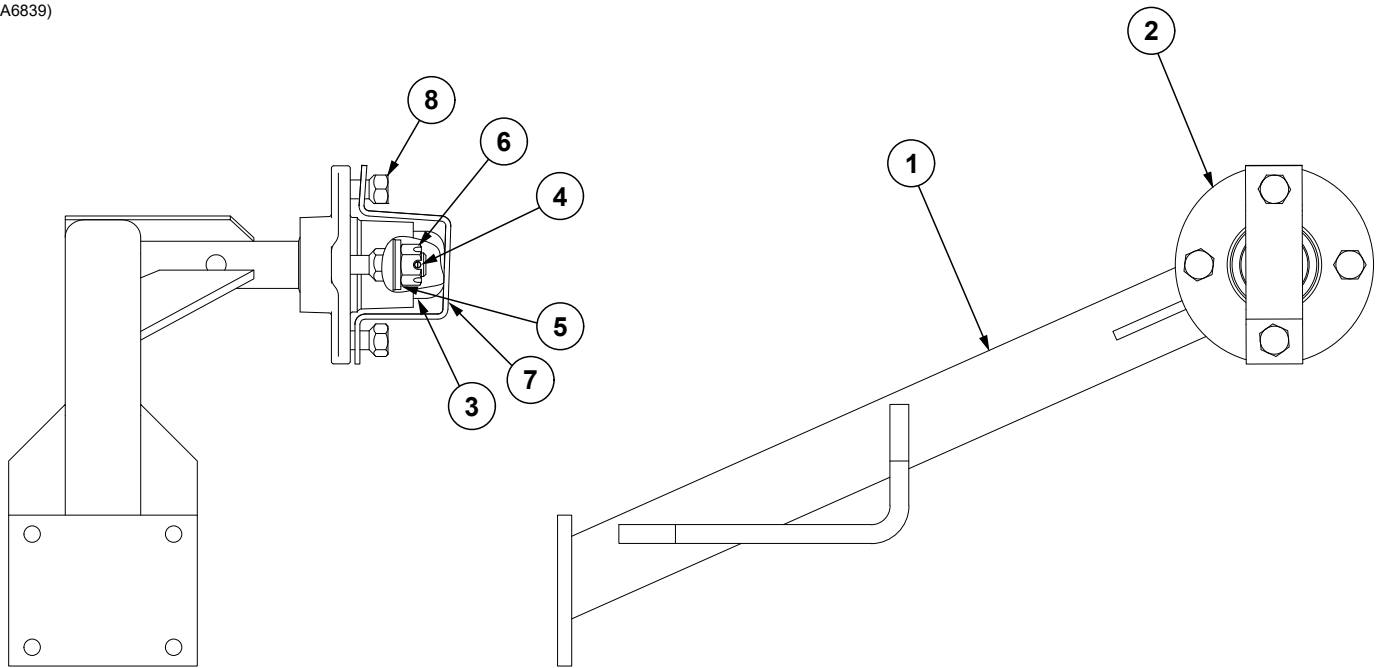
* Hydraulic hose is not stocked by Kinze Repair Parts.

(106727)



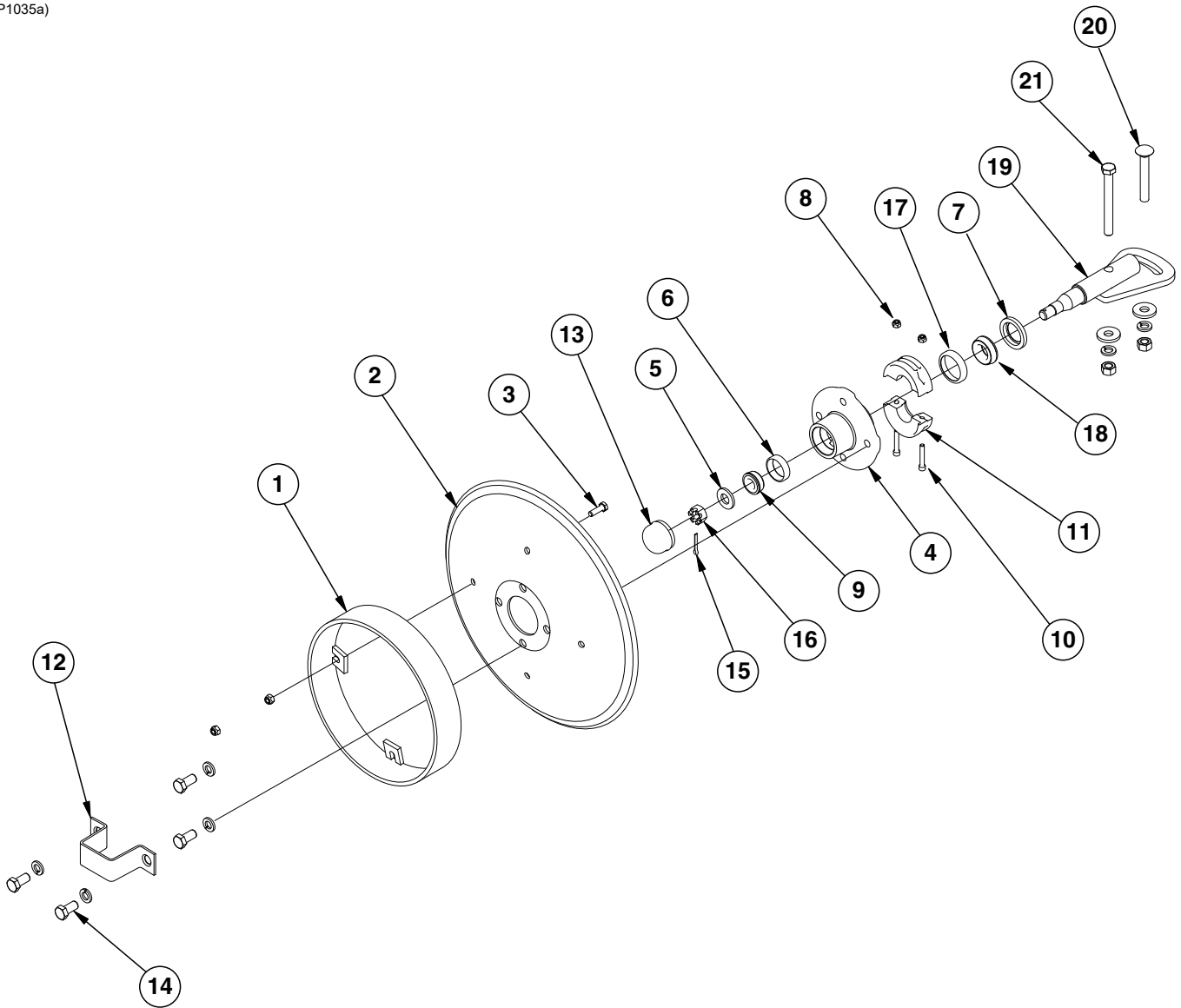
ITEM	PART NO.	QTY.	DESCRIPTION
1	G10672101 G10672102	1 ---	L.H. Second Stage Knuckle R.H. Second Stage Knuckle
2	G10672001 G10672002	1 ---	L.H. Second Stage R.H. Second Stage
3	GD25959	1	Breakaway Pivot Pin
4	GD25965	1	Mount Spacer
5	GD26204	1	Stop Pad
6	GA18485	2	Shear Strap
7	G10468	2	Cotter Pin, 3/8" x 2"
8	G10025	1	Hex Head Cap Screw, 3/4"-10 x 1 1/2"
9	G11087	1	Hex Nut, 3/4"-10
10	GD36716	1	Shoulder Bolt, 5/8"-11 x 2"
11	G10107	1	Lock Nut, 5/8"-11
12	G11553	3	Hex Head Cap Screw, 5/16"-18 x 3"
13	G10106	6	Hex Nut, 5/16"-18
14	G10939	2	Hex Head Cap Screw, 3/8"-16 x 2 1/4"
15	G10210	2	Washer, 3/8" USS
16	G10108	2	Lock Nut, 3/8"-16

(A6839)



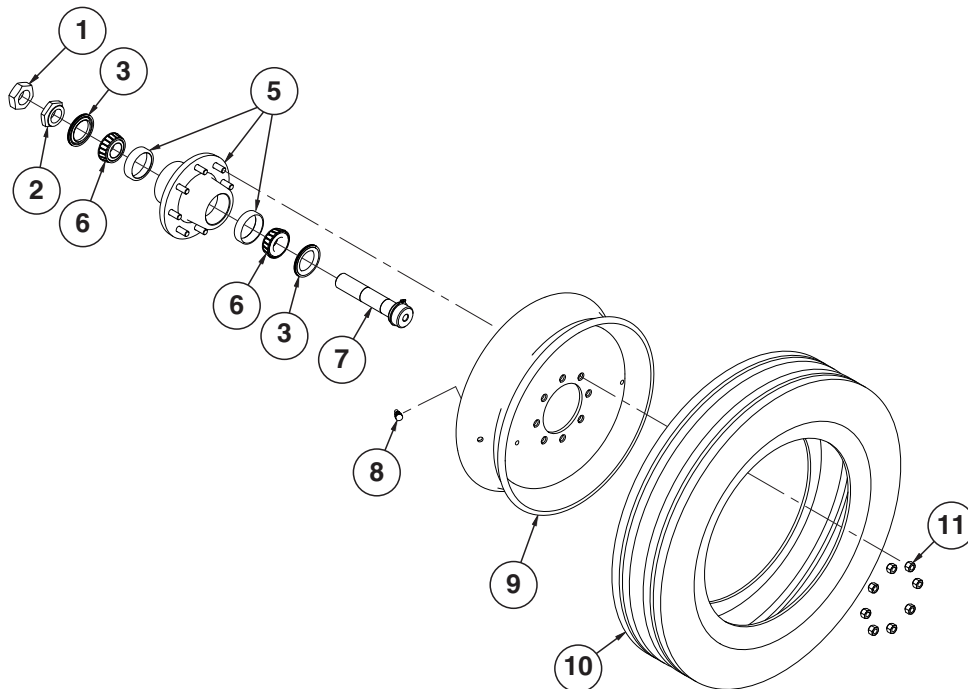
ITEM	PART NO.	QTY.	DESCRIPTION
1	GA0160L	1	Support, L.H.
	GA0160R	-	Support, R.H.
2	GA26877	1	Hub Assembly
	GB1225	1	Hub, 4 Bolt (Included W/GA26877)
	GR0151	1	Outer Cup (Included W/GA26877)
	GR0150	1	Inner Cup (Included W/GA26877)
	GA0245	1	Bearing (Included W/GA26877)
	GA0257	1	Bearing (Included W/GA26877)
3	GD0840	1	Dust Cap
4	G10544	1	Cotter Pin, 5/32" x 1"
5	G11391	1	Flat Washer, 5/8" SAE
6	G10725	1	Slotted Hex Nut, 5/8"-18
7	GD2597	1	Retainer
8	GD3248	4	Lug Bolt, 1/2"-20 x 1 1/4"

(IP1035a)



ITEM	PART NO.	QTY. (Per Assy.)	DESCRIPTION
1	GA5853	1	Depth Band
2	GD0746	1	Disc Blade, Solid, 16" (Shown)
	GD10283	-	Disc Blade, Notched, 16" (Optional)
3	G10019	4	Hex Head Cap Screw, 5/16"-18 x 1"
	G10109	4	Lock Nut, 5/16"-18, Grade 8
4	GA26876	1	Hub W/Cups, 4 Bolt (Includes Items 6 and 17)
5	G11391	1	Flat Washer, 5/8" SAE
6	GR0151	1	Outer Cup
7	GD21540	1	Grease Seal
8	G10110	2	Lock Nut, 1/4"-20, Grade B
9	GA0257	1	Bearing
10	G11418	2	Hex Socket Head Cap Screw, 1/4"-20 x 1 1/2"
11	GB0554	2	Hub Shield
12	GD2597	1	Retainer
13	GD0840	1	Dust Cap
14	G10722	4	Hex Head Cap Screw, 1/2"-20 x 1"
	G10228	4	Lock Washer, 1/2"
15	G10544	1	Cotter Pin, 5/32" x 1"
16	G10725	1	Slotted Hex Nut, 5/8"-18
17	GR0150	1	Inner Cup
18	GA0245	1	Bearing
19	GA15151	1	Spindle
20	G10844	1	Carriage Bolt, 1/2"-13 x 3 1/2"
	G10168	1	Machine Bushing, 1/2", 7 Gauge
	G10228	1	Lock Washer, 1/2"
	G10102	1	Hex Nut, 1/2"-13
21	G10045	1	Hex Head Cap Screw, 1/2"-13 x 4 1/2"
	G10168	2	Machine Bushing, 1/2", 7 Gauge
	G10228	2	Lock Washer, 1/2"
	G10102	2	Hex Nut, 1/2"-13
A	GA26877	-	Hub And Spindle Assembly, (Items 4, 7, 9, and 18)

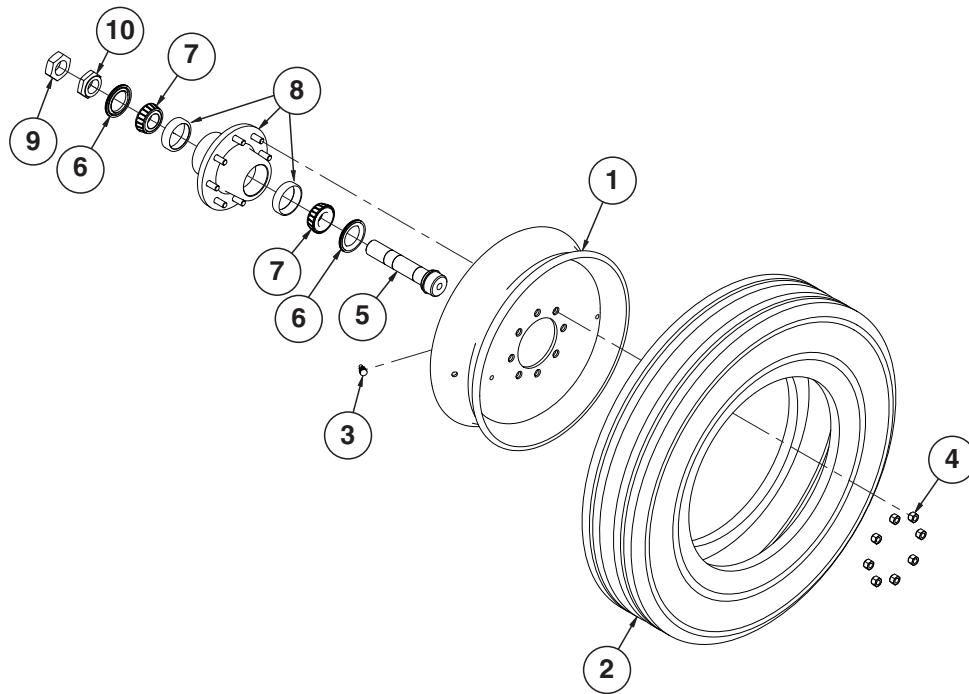
(IP1457)



ITEM	PART NO.	QTY.	DESCRIPTION
1	GD7864	1	Special Hex Nut, 1 3/4"-12 UNF
2	GD7089	1	Special Nut, 1 3/4"-12 UNF
3	GA4722	2	Seal
4	---	-	---
5	G10721201	1	Hub W/Cups, Bolts, Nuts And Grease Fitting, 8 Bolt, 1 3/4" Bore
	G10640	-	Grease Fitting, 1/4"-28
	GD7079	2	Cup
	GR0528	-	Stud, 5/8"-18 x 2 1/4", Grade 8
	G10825001	-	Lug Nut, 5/8"-18, Grade 8
6	GA4723	2	Bearing
7	GA4727	1	Spindle W/Retaining Ring, 1 3/4"
	G10913	-	External Retaining Ring, 2 1/2"
8	GA7434	1	Valve Stem
9	GA19891	1	Rim, 5 1/2" x 22 1/2", Grey
10	GD28817	1	Tire, 255-70R 22.5" W/O Center Rib, Tubeless (Specify Brand*)
11	G10825001	8	Lug Nut, 5/8"-18, Grade 8
A	GA19892	-	Tire/Rim Assembly (Items 8-10)
B	GA4736	-	Hub and Spindle Assembly (Items 1-3 and 6-7)

*Specific brand requests will be supplied only as available from current Kinze Repair Parts stock. If a specific brand requested is not in stock, the brand available will be supplied.

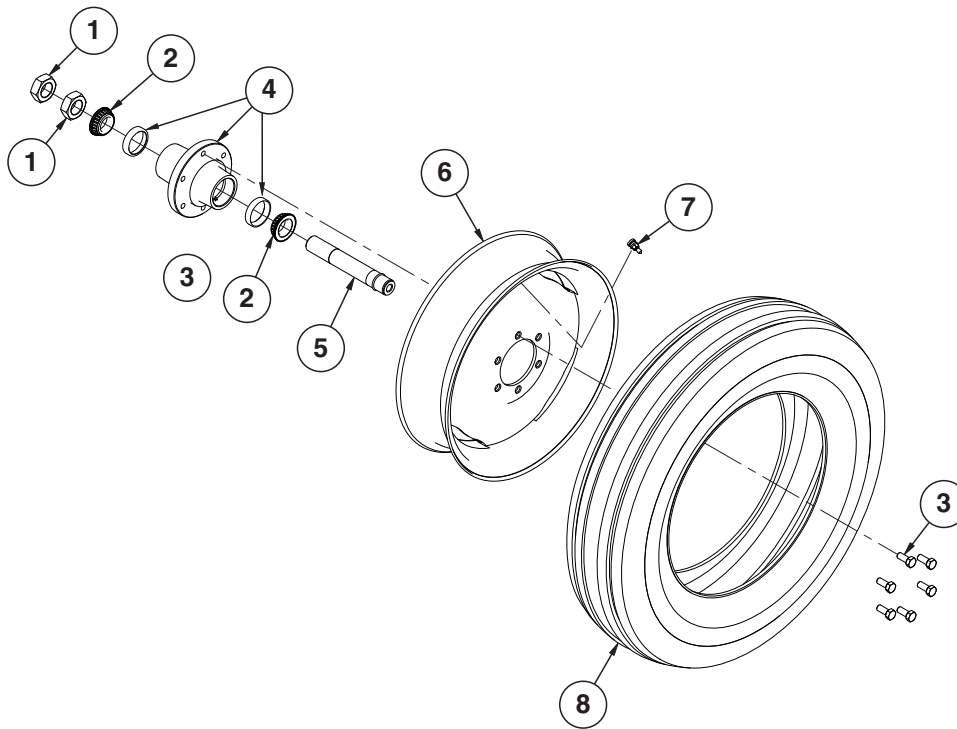
(IP1458)



ITEM	PART NO.	QTY.	DESCRIPTION
1	G10022401	1	Rim, 7½" x 22½"
2	G10022501	1	Tire, 11-22.5", 14 PR (Specify Brand*)
3	GA7434	1	Valve Stem
4	G10825001	8	Lug Nut, ⅝"-18, Grade 8
5	G10035501	1	Spindle W/Retaining Ring
	G10913	-	External Retaining Ring, 2½"
6	GA4722	2	Seal
7	GA4723	2	Bearing
8	G10721201	1	Hub W/Cups, Bolts, Nuts And Grease Fitting, 8 Bolt, 1¼" Bore
	G10640	-	Grease Fitting, ¼"-28
	GD7079	2	Cup
	GR0528	-	Stud, ⅝"-18 x 2¼", Grade 8
	G10825001	-	Lug Nut, ⅝"-18, Grade 8
9	GD7864	1	Special Hex Nut, 1¼"-12 UNF
10	GD7089	1	Special Nut, 1¼"-12 UNF
A	G10022601	-	Tire and Rim Assembly (Items 1-3)
B	G10035401	-	Hub and Spindle Assembly (Items 5-10)

***Specific brand requests will be supplied only as available from current Kinze Repair Parts stock. If a specific brand requested is not in stock, the brand available will be supplied.**

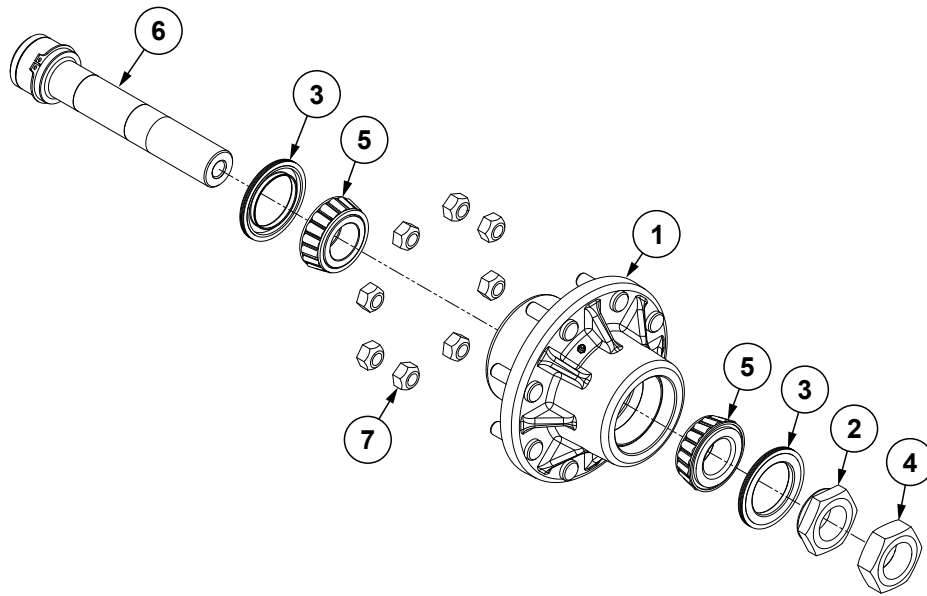
(IP1459)



ITEM	PART NO.	QTY.	DESCRIPTION
1	G11081	2	Hex Jam Nut, 1½"-12, Grade 2
2	GA24825	2	Bearing
3	GR0270	6	Lug Bolt, 9/16"-18
4	GA24826	1	Hub W/Cups, 6 Bolt
	GR0434	2	Cup
5	GA4376	1	Spindle W/Round External Retaining Ring, 10"
	GD11490	-	Round External Retaining Ring
6	GA17760	1	Rim, 20" x 5½"
7	GA7434	1	Valve Stem
8	GD13401	1	Tire, 7.50" x 20", 8 Ply, Tubeless W/O Center Rib (Specify Brand*)
A	GA24828	-	Hub and Spindle Assembly (Items 1-5)
B	GA17759	-	Tire and Rim Assembly (Items 6-8)

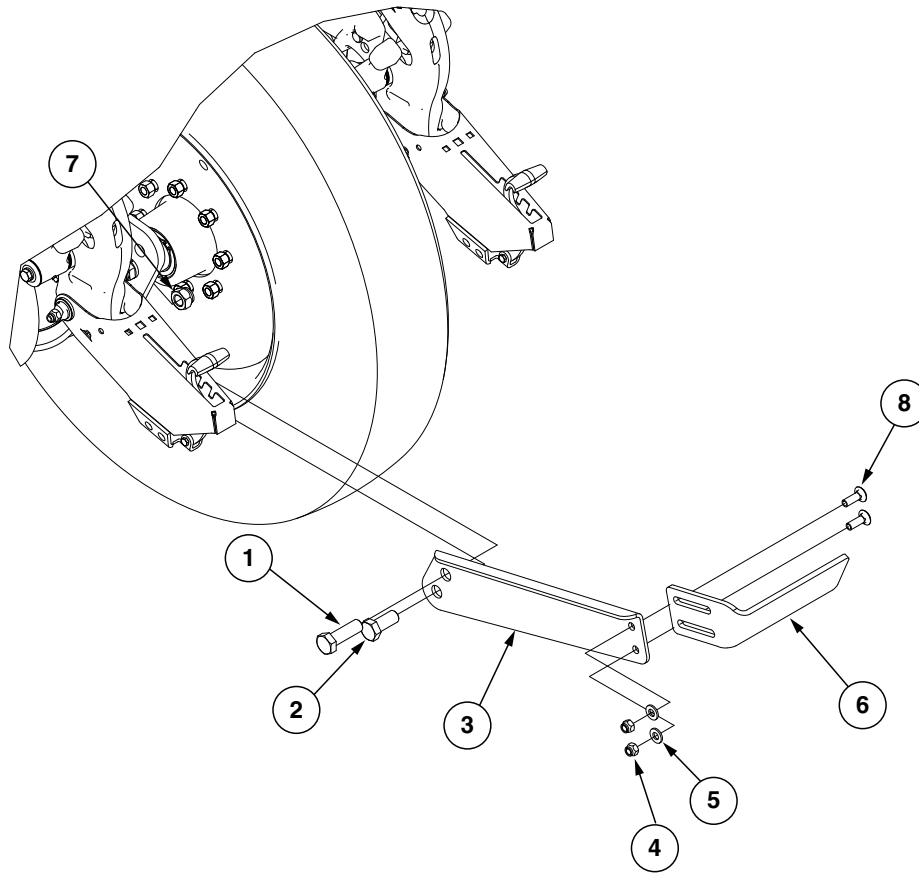
*Specific brand requests will be supplied only as available from current Kinze Repair Parts stock. If a specific brand requested is not in stock, the brand available will be supplied.

(100354)



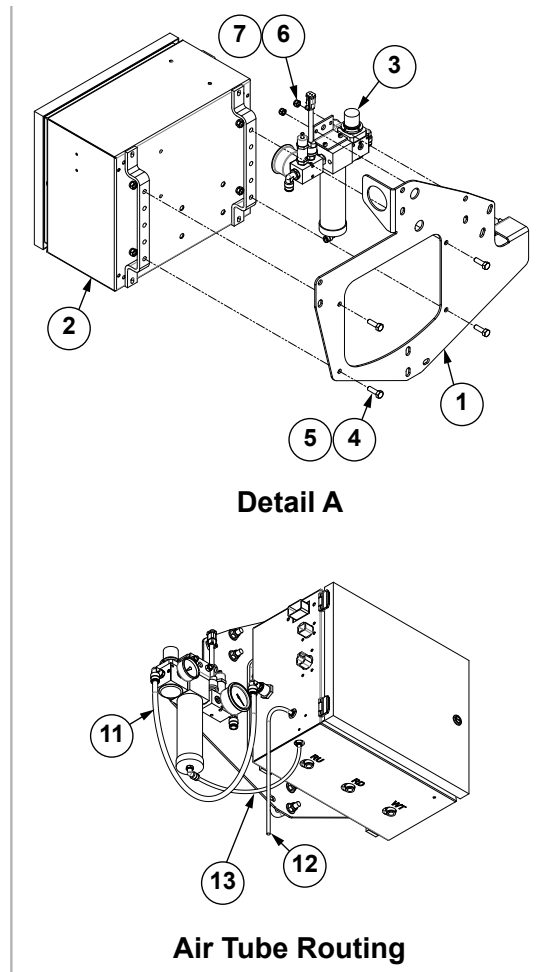
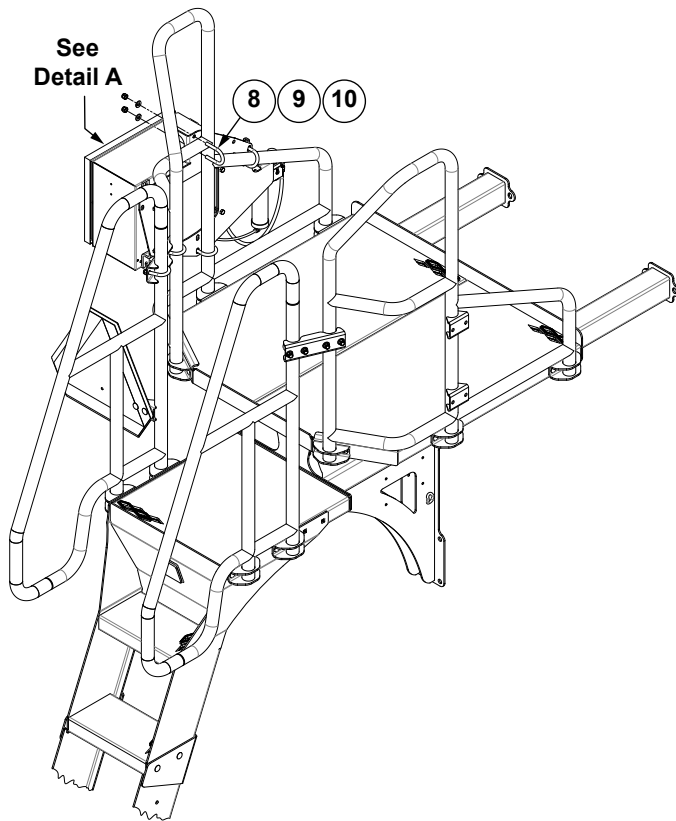
ITEM	PART NO.	QTY.	DESCRIPTION
1	G10721201	1	Hub W/Cups, 8 Bolt
	GD7079	2	Cup (Included W/G10721201)
2	GD7089	1	Special Nut, 1 3/4"-12 UNF
3	GA4722	2	Seal
4	GD7864	1	Special Hex Nut, 1 3/4"-12 UNF
5	GA4723	2	Bearing
6	G10035501	1	Spindle Assembly
	G10913	1	External Retaining Ring, 2 1/2" (Included W/G10035501)
	G10035601	1	Spindle (Included W/G10035501)
7	G10825001	8	Lug Nut, 5/8"-18, Grade 8
A	G10035401	-	Hub and Spindle Assembly (Items 1-7)

(TP1348)



ITEM	PART NO.	QTY.	DESCRIPTION
1	G11661	1	Hex Head Cap Screw, 7/8"-9 x 2 3/4", Grade 8
2	G11662	1	Hex Head Cap Screw, 7/8"-9 x 2", Grade 8
3	GD27200	1	Mud Scraper Arm Mount (Center Tires, 12 Row)
	GD27197		Mud Scraper Arm Mount (Center Tires, 16 Row)
	GD27198		Mud Scraper Arm Mount (Wing Tires, 24 Row)
	GD27199		Mud Scraper Arm Mount (Wing Tires, 12 Row and 16 Row)
4	G10111	2	Lock Nut, 1/2"-13
5	G11389	2	Flat Washer, 1/2" Plated SAE
6	GD27201	1	Mud Scraper Bar
7	G10418	2	Lock Nut, 7/8"-9
8	G10636	2	Carriage Bolt, 1/2"-13 x 1 1/2"

(106091)

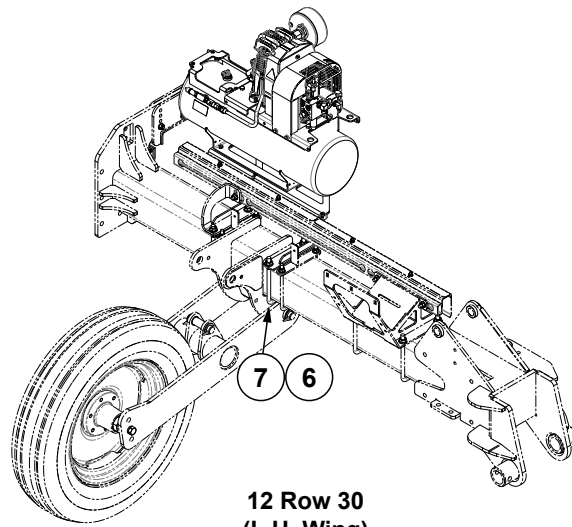
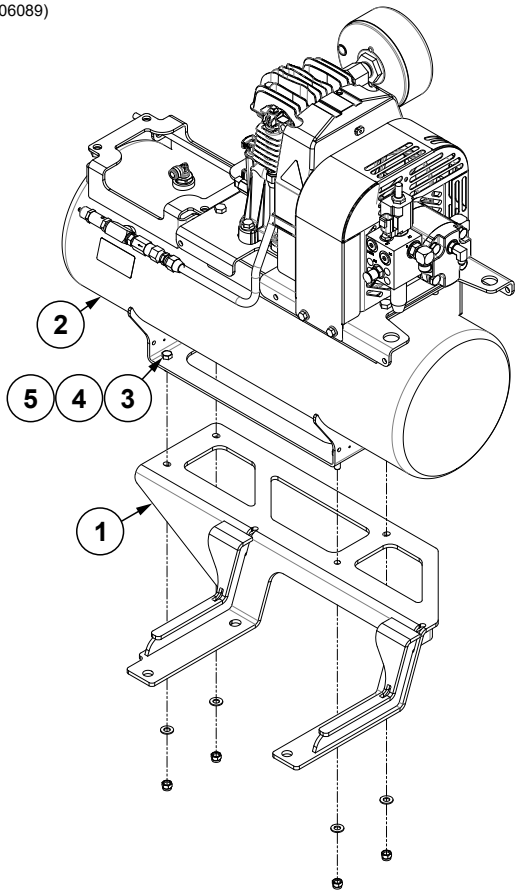


ITEM	PART NO.	QTY.	DESCRIPTION
1	G10562301	1	Residue Controls Manager Mount
2	---	1	See "Residue Manager Controls Box Assembly" on page P169
3	---	1	See "Water Separator Controls Assembly" on page P170
4	G10019	4	Hex Head Cap Screw, 5/16"-18 x 1"
5	G10109	4	Lock Nut, 5/16"-18, Grade 8
6	G10023	2	Hex Head Cap Screw, 1/4"-20 x 3/4"
7	G10110	2	Lock Nut, 1/4"-20, Grade B
8	GD27190	3	U-Bolt, 1 1/2" x 3/8"-16
9	G11387	6	Flat Washer, 3/8" SAE
10	G10108	6	Lock Nut, 3/8"-16
11	*10609009	1	Urethane Tubing, 3/8" O.D. x 25" (Black)
12	†D17151-19	1	Urethane Tubing, 1/4" O.D. x 5' (Blue)
13	†D17151-22	1	Urethane Tubing, 1/4" O.D. x 12" (Blue)

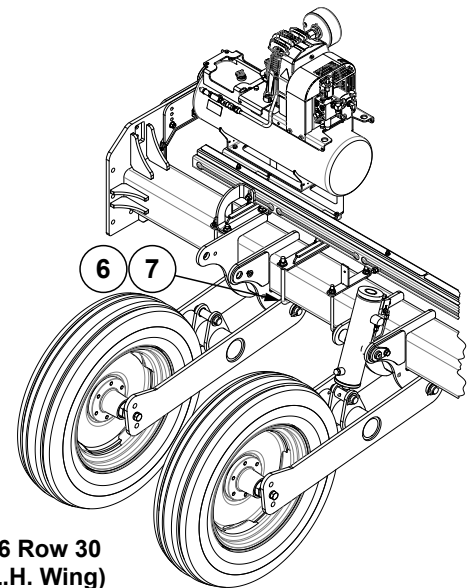
*Hose not stocked by Kinze repair parts, but is available in bulk (P/N: G10609001) (Black).

†Hose not stocked by Kinze repair parts, but is available in bulk (P/N: GD17150-00) (Blue).

(106089)



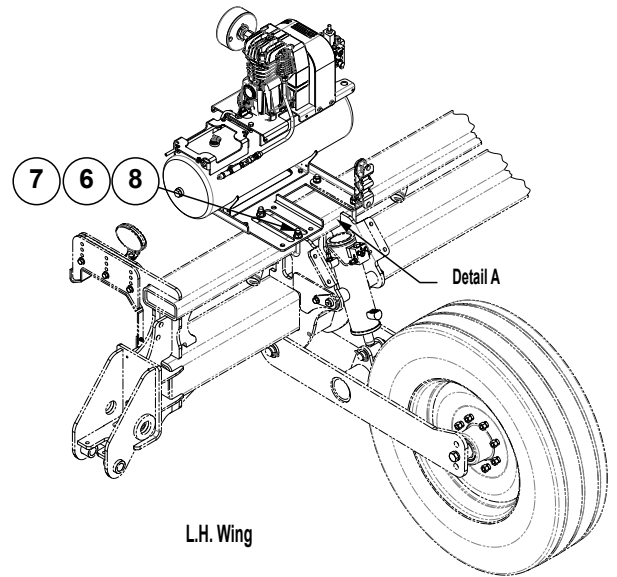
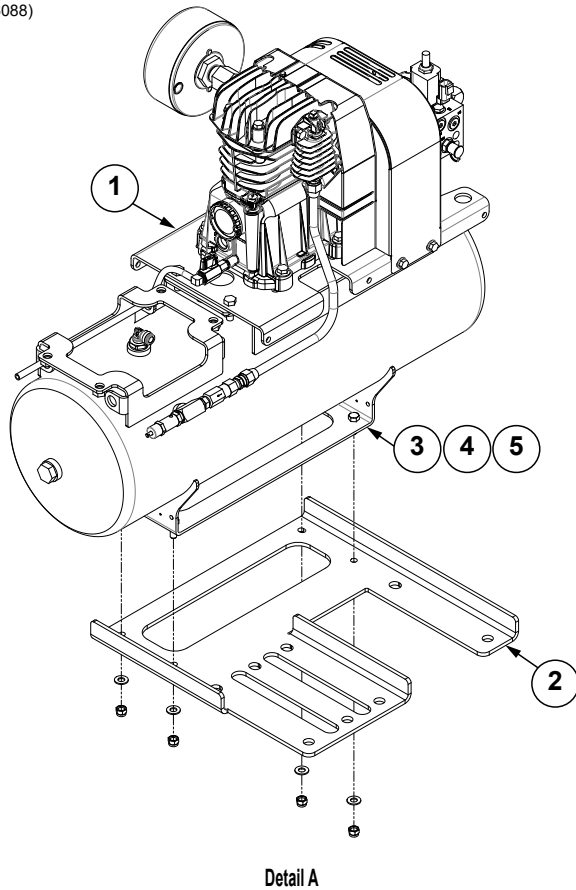
12 Row 30
(L.H. Wing)



16 Row 30
(L.H. Wing)

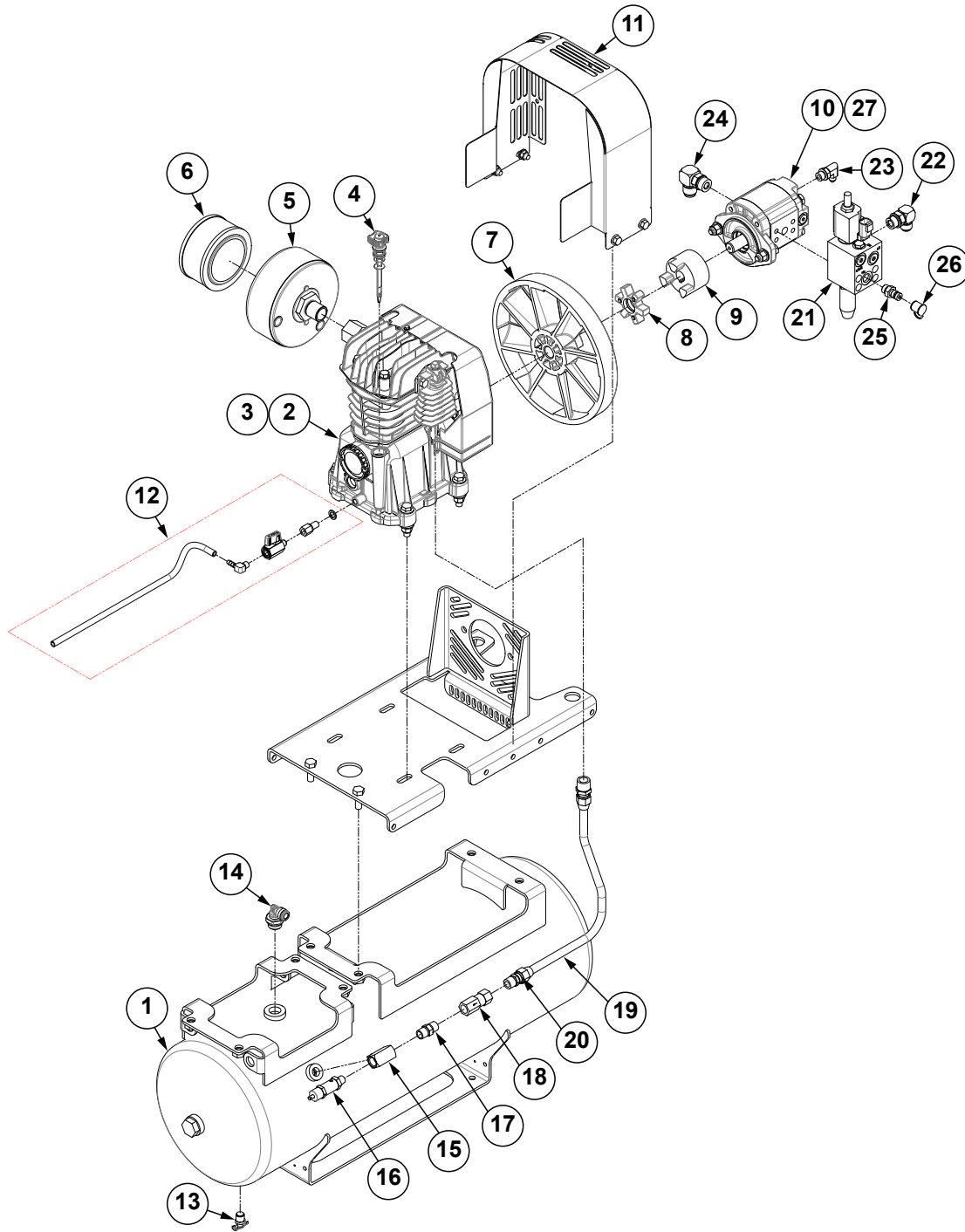
ITEM	PART NO.	QTY.	DESCRIPTION
1	G10562602	1	Hydraulic Air Compressor Mount
2	G10606101	1	Hydraulic Air Compressor w/10 Gallon Tank
3	G10001	4	Hex Head Cap Screw, 3/8"-16 x 1"
4	G11387	4	Flat Washer, 3/8" SAE
5	G10108	4	Lock Nut, 3/8"-16
6	G11415	2	Serrated Flange Nut, 5/8"-11
7	GD1114	1	U-Bolt, 7" x 7" x 5/8"-11

(106088)



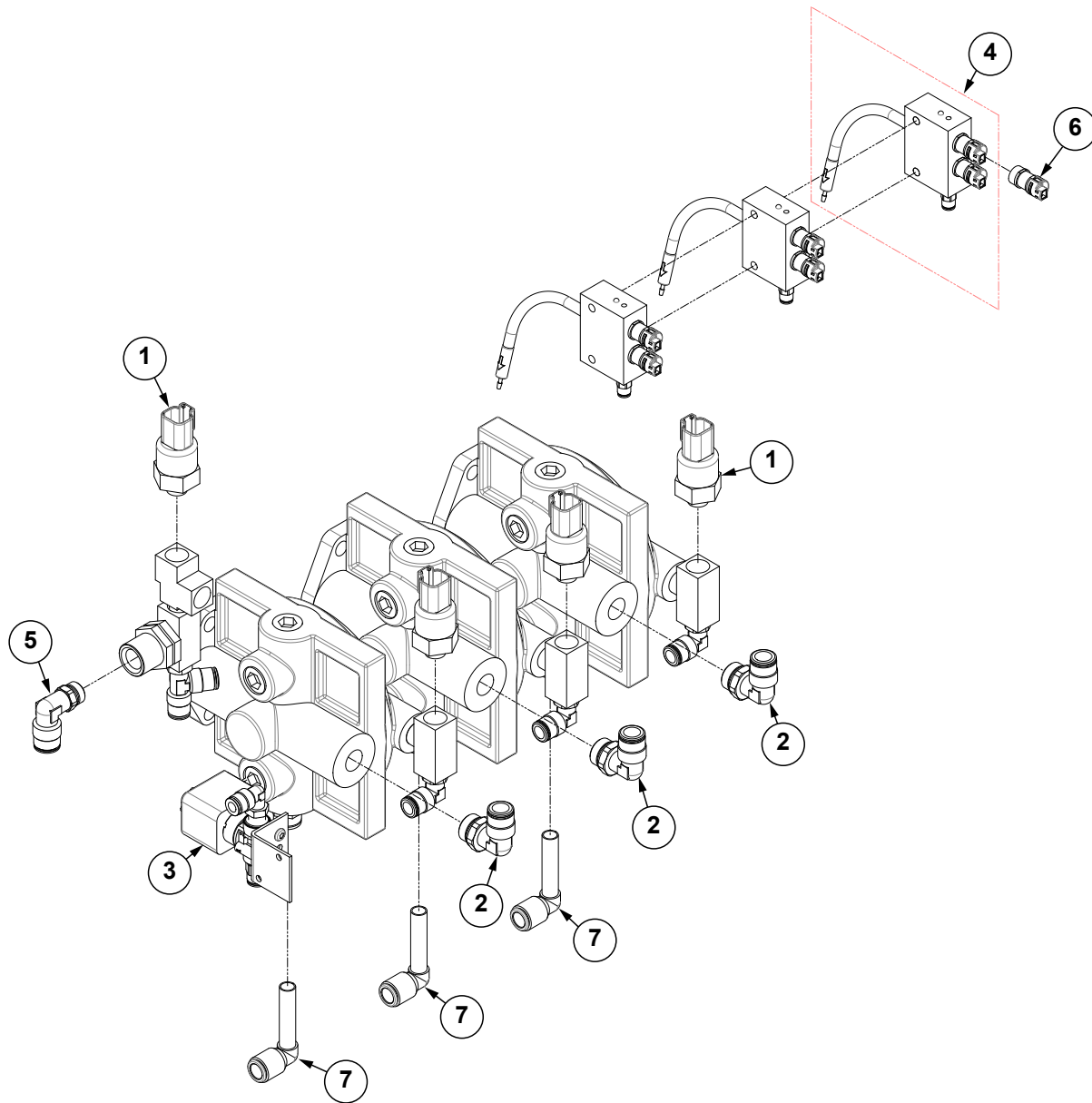
ITEM	PART NO.	QTY.	DESCRIPTION
1	---	1	See "Yetter Hydraulic Air Compressor Assembly" on page P167
2	G1055301	1	Hydraulic Compressor Mount
3	G10001	4	Hex Head Cap Screw, 3/8"-16 x 1"
4	G11387	4	Flat Washer, 3/8" SAE
5	G10108	4	Lock Nut, 3/8"-16
6	G11391	4	Flat Washer, 5/8" SAE
7	G10107	4	Lock Nut, 5/8"-11
8	GD25914	2	U-Bolt, 7" x 3" x 5/8"-11

(106061)



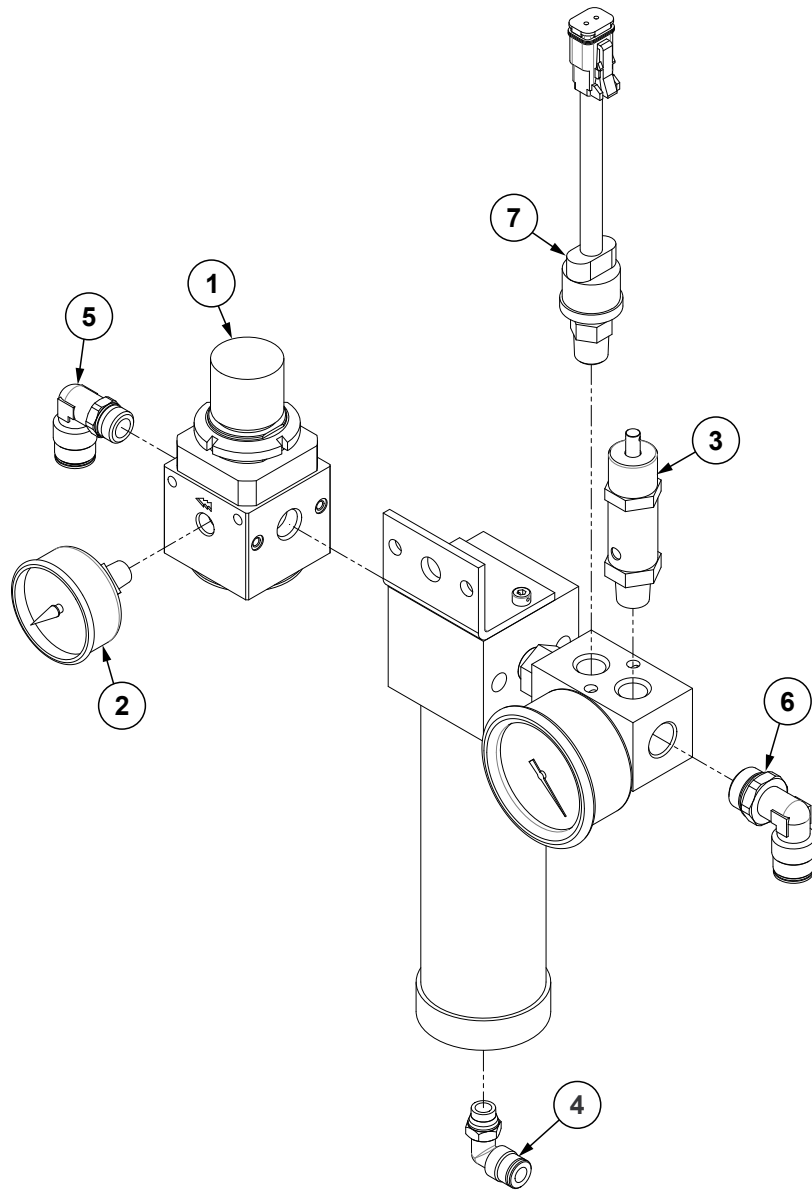
ITEM	PART NO.	QTY.	DESCRIPTION
1	G10777501	1	10 Gallon Tank
2	G10776501	1	Compressor Pump
3	G10649401	1	Hydraulic Air Compressor
4	G10776601	1	Dipstick
5	G10776401	1	Filter Assembly
6	G10606201	1	Air Compressor Air Filter
7	G10777201	1	Flywheel
8	G10777101	1	Rubber Spider Coupling
9	G10777001	1	Metal End Coupling
10	G10776701	1	Motor Gear
11	G10777301	1	Shroud
12	G10777701	1	Oil Drain Kit
13	GD19173	1	Brass Drain Cock
14	G10777601	1	Elbow, 3/8" PTC x M22 Male Swivel, 90°
15	G3600-06-06-06	1	Pipe Branch Tee, 3/8" FNPT x 3/8" FNPT x 3/8" MNPT
16	G10792701	1	Pressure Relief Valve, 175 PSI
17	G3325-06-06	1	Hex Pipe Nipple, 3/8" NPT x 3/8" NPT
18	G10777801	1	Check Valve
19	G10777901	1	Copper Discharge Tube
20	G10778001	1	Compression Fitting
21	G10777401	1	Hydraulic Valve
22	G6801-08 GR1037	1 -	Elbow W/O-Ring, 90°, 3/4"-16 Male JIC To O-Ring O-Ring
23	G6801-04-06	1	Swivel Elbow, 7/16"-20 x 9/16"-20
24	G6801-10 GR1466	1	Elbow W/O-Ring, 90°, 7/8"-14 Male JIC To O-Ring O-Ring
25	GA25254	1	Check Valve
26	GD35251	1	Check Valve Cap
27	G10776901	1	PDF Motor Seal Kit

(105793)



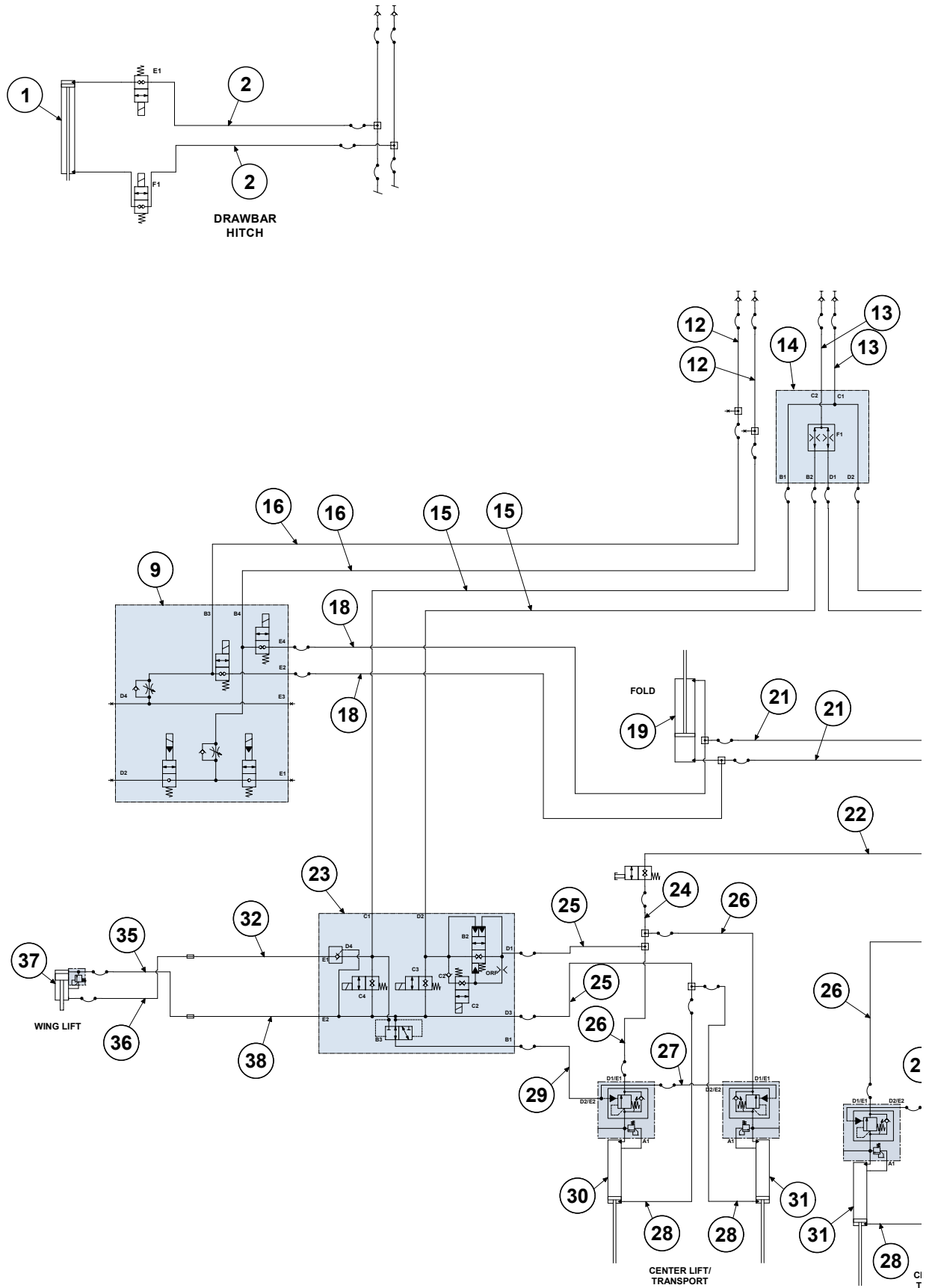
ITEM	PART NO.	QTY.	DESCRIPTION
1	G10792801	4	Pressure Transducer, 0-200 PSI
2	G10792201	3	Adapter, 90°
3	G10792401	1	Water Separator Drain Valve
4	G10792501	3	Valve Block Assembly
5	G10792301	1	3/8" PTC x 1/4" NPT Elbow Air Fitting
6	G10792601	6	2-Way Valve
7	G10649301	3	Adapter, 90°

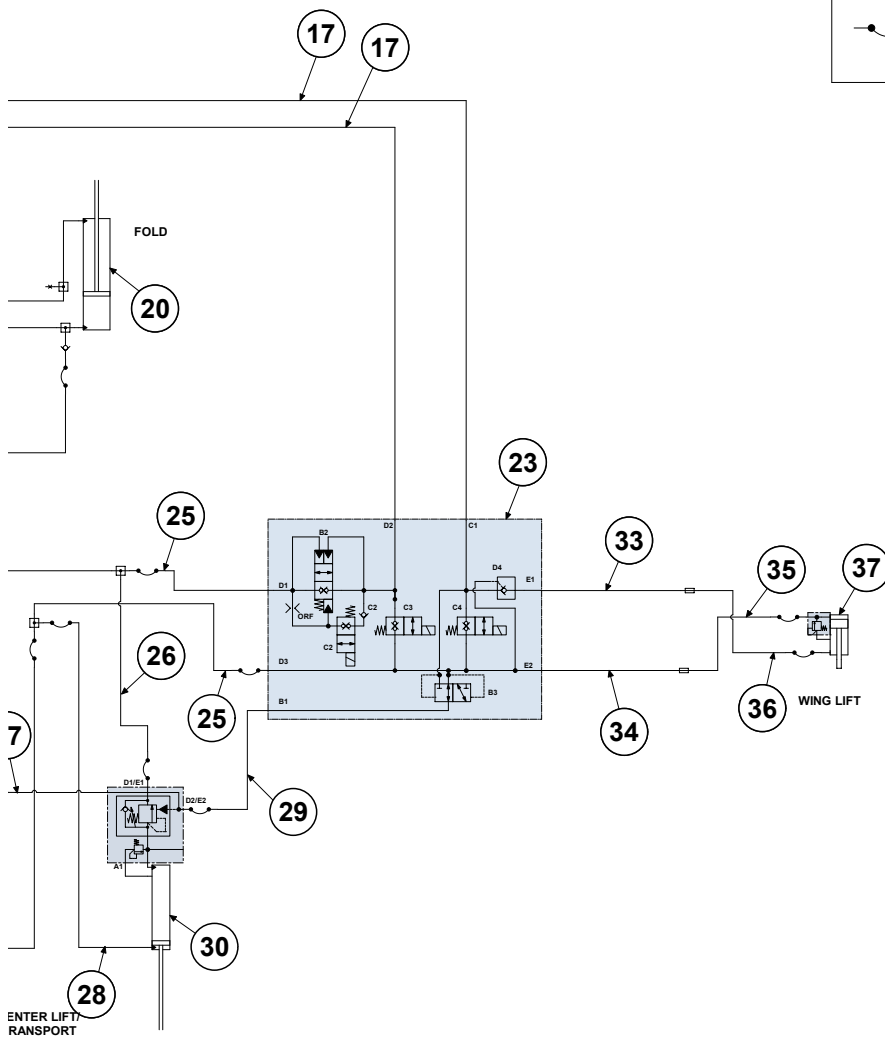
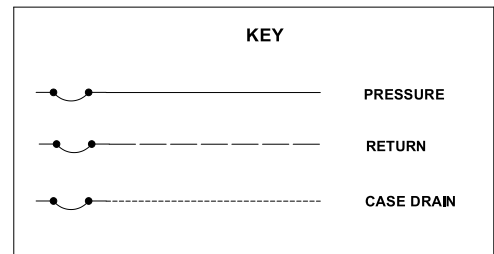
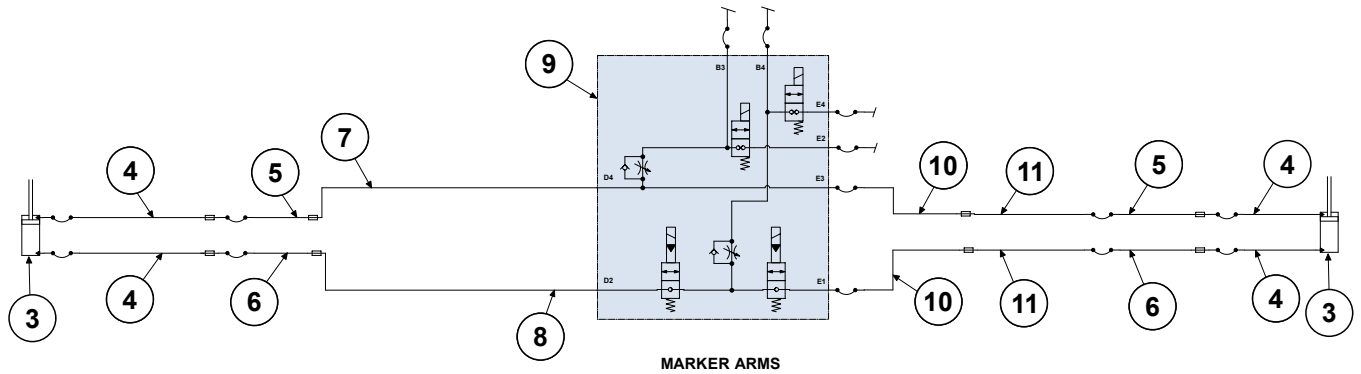
(105792)



ITEM	PART NO.	QTY.	DESCRIPTION
1	G10792901	1	Pressure Regulator
2	G10776801	1	Air Pressure Gauge, 0-160 PSI
3	G10792701	1	Pressure Relief Valve, 175 PSI
4	GD19080	1	Elbow, 1/4" x 1/8" NPT Swivel
5	G10792301	1	3/8" PTC x 1/4" NPT Elbow Air Fitting
6	G10792201	1	Adapter, 90°
7	G10605901	1	Air Compressor Pressure Switch

(10139301)





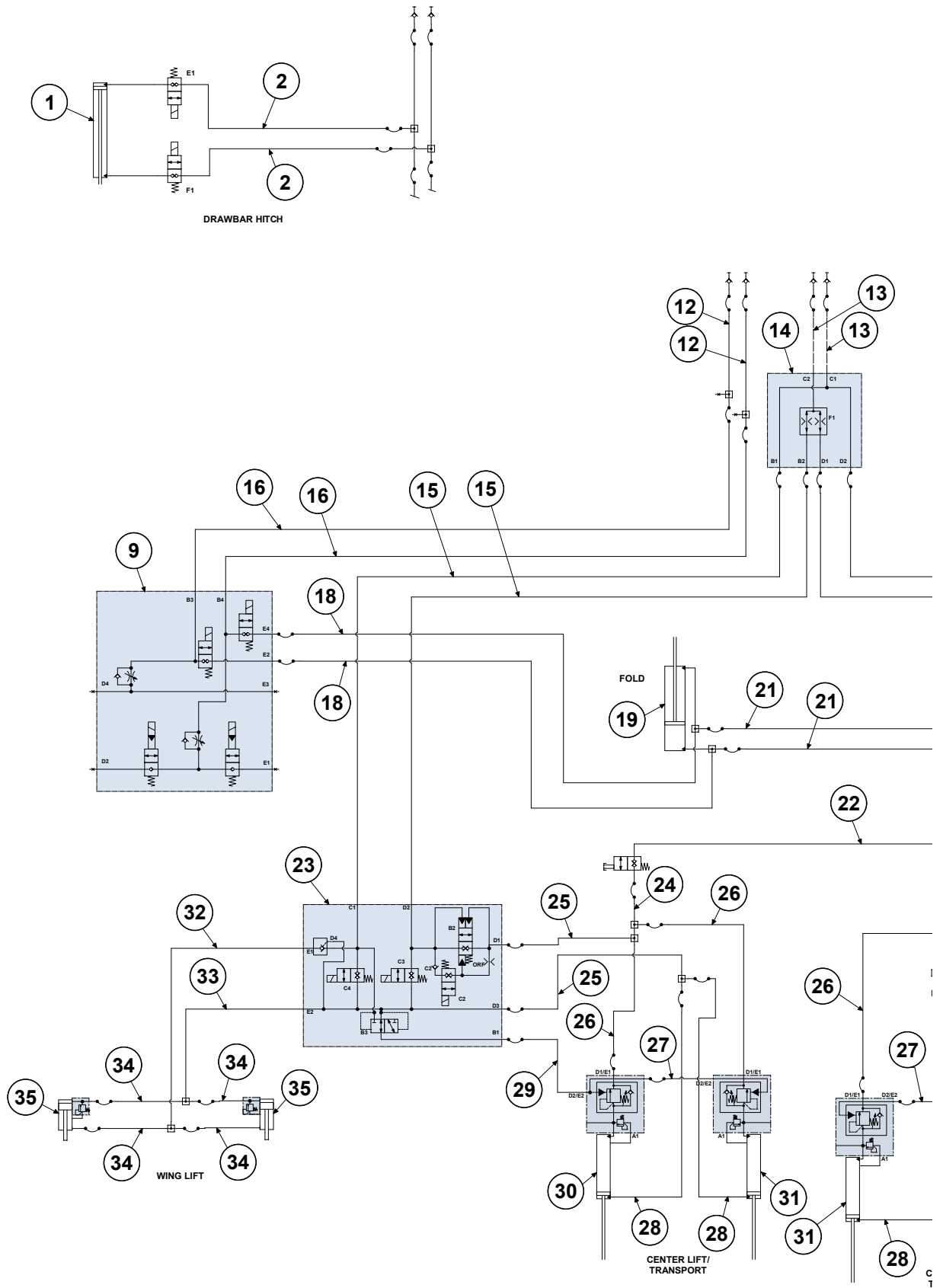
Continued on following page.

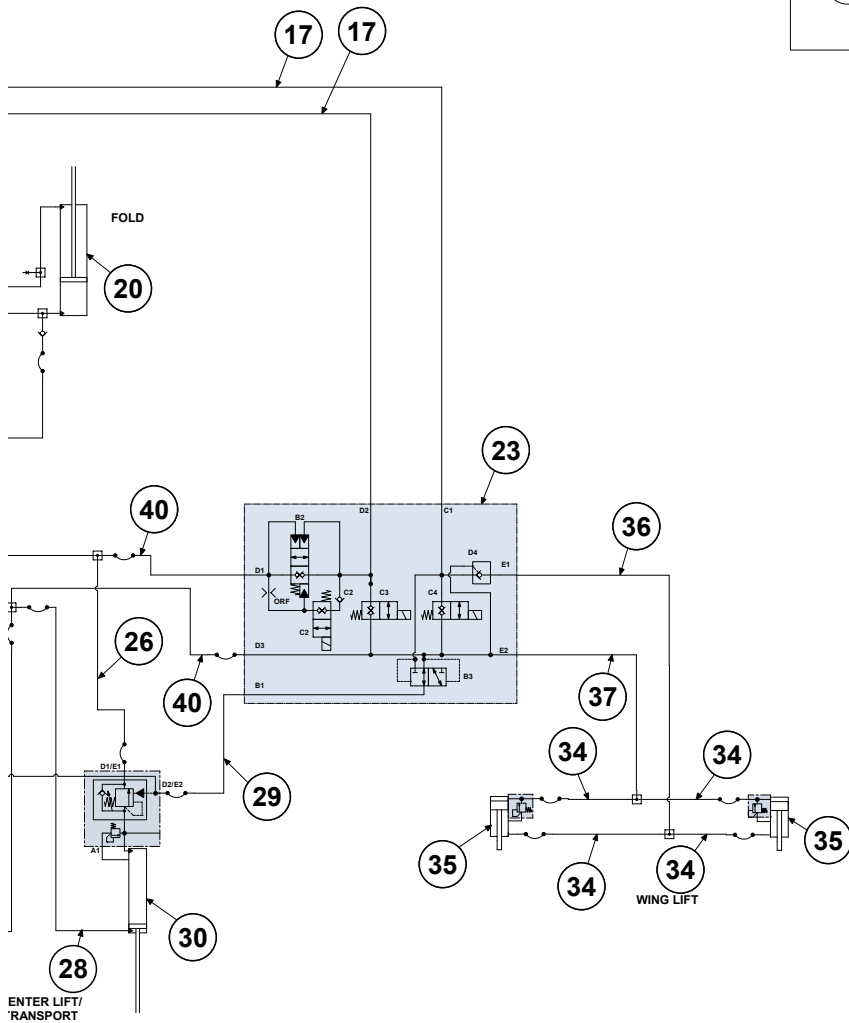
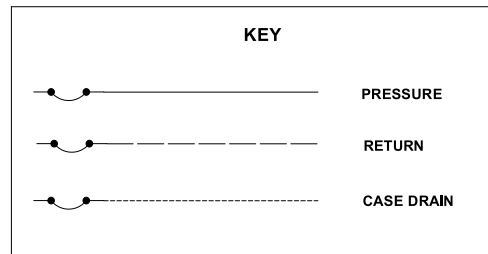
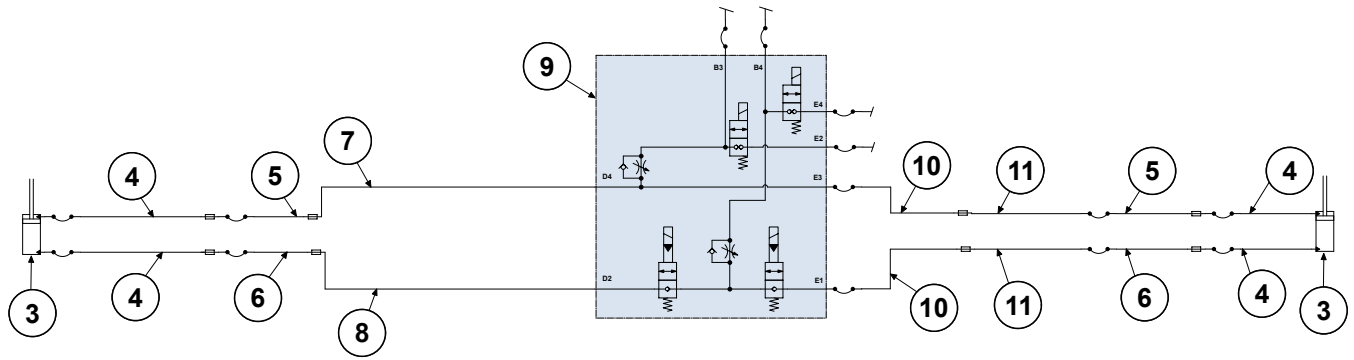
ITEM	PART NO.	QTY.	DESCRIPTION
1	GA14184	1	See "Drawbar Hitch Cylinder, 12 Row and 16 Row" on page P197
2	*A1086	2	Hose Assembly, 3/8" x 28" (08F-08F)
3	G11012701	2	See "Row Marker Cylinder, 12 Row" on page P195
4	*A25691-51	4	Hose Assembly, 3/8" AR x 51" (06F-06F)
5	*A26659-18	2	Hose Assembly, 3/8" AR x 18" (06F - 06M JIC)
6	*A26659-20	2	Hose Assembly, 3/8" AR x 20" (06F - 06M JIC)
7	G10141401	1	Hydraulic Steel Line, 3/8"
8	G10141501	1	Hydraulic Steel Line, 3/8"
9	---	2	See "Row Marker/Transport Valve Block Assembly, 12 Row and 16 Row" on page P228
10	*A26943-236	2	Hose Assembly, 3/8" AR x 236" (06M-08F)
11	G10143201	2	Hydraulic Steel Line, 3/8"
12	*A18692-98	2	Hose Assembly, 1/2" AR x 98" (8F - 1/2M NPTF W/EXT W/TIP)
13	*A21553-98		Hose Assembly, 5/8" AR x 98"
14	---		See "Main Lift Flow Divider" on page P227
15	*A18629-160	2	Hose Assembly, 1/2" AR x 160" (10F-10F)
16	*A15032-160	2	Hose Assembly, 3/8" AR x 160" (08F-08F)
17	*A18629-207	2	Hose Assembly, 1/2" AR x 207" (10F-10F)
18	*A15035-122	2	Hose Assembly, 3/8" AR x 122" (06F-08F)
19	G10059701	1	See "Fold Cylinder, 12 Row and 16 Row" on page P199
20	G10059801	1	See "Fold Cylinder, 12 Row and 16 Row" on page P199
21	*A25692-90	2	Hose Assembly, 3/8" AR x 90" (06F90S-06F)
22	*A26946-74	1	Hose Assembly, 3/8" AR x 74" (06F90S-08F)
23	---	2	See "Lift Valve Block Assembly, 12 Row and 16 Row" on page P230
24	*A15044	1	Hose Assembly, 3/8" x 36" (10F-08F)
25	*A18629-172	4	Hose Assembly, 1/2" AR x 172" (10F-10F)
26	*A25978-30	4	Hose Assembly, 3/8" x 30" (08F-10F)
27	*A7684-58	2	Hose Assembly, 1/4" AR x 207" (04F-04F)
28	*A25978-36	4	Hose Assembly, 3/8" x 36" (08F-10F)
29	*A7684-175	2	Hose Assembly, 1/4" AR x 175" (04F-04F)
30	G10103201	2	See "Master Cylinder (Outer), 12 Row" on page P206
31	G10073101	2	See "Master Cylinder (Center), 12 Row" on page P207
32	G10115001	1	Hydraulic Steel Line, 5/8"
33	G10115301	1	Hydraulic Steel Line, 5/8"
34	G10115201	1	Hydraulic Steel Line, 5/8"
35	*A18668-24	2	Hose Assembly, 1/2" x 24" (08F - 10M JIC)
36	*A18668-36	2	Hose Assembly, 1/2" x 36" (08F - 10M JIC)
37	G10071601	2	See "Wing Cylinder, 12 Row" on page P203
38	G10115101	1	Hydraulic Steel Line, 5/8"
39	G10306101	-	Hose Guard

* Hydraulic hose is not stocked by Kinze Repair Parts.

This page left blank intentionally.

(108297)





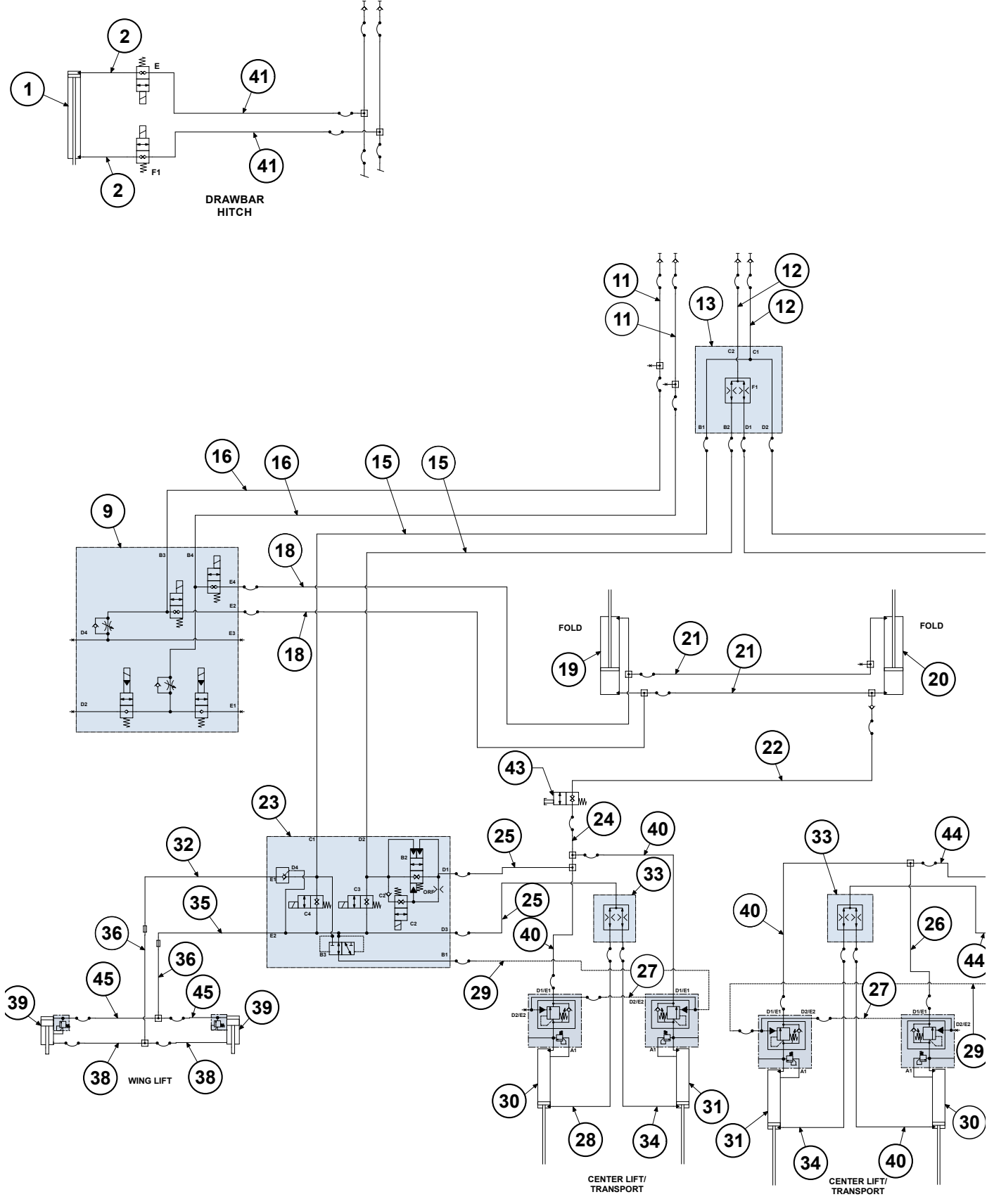
Continued on following page.

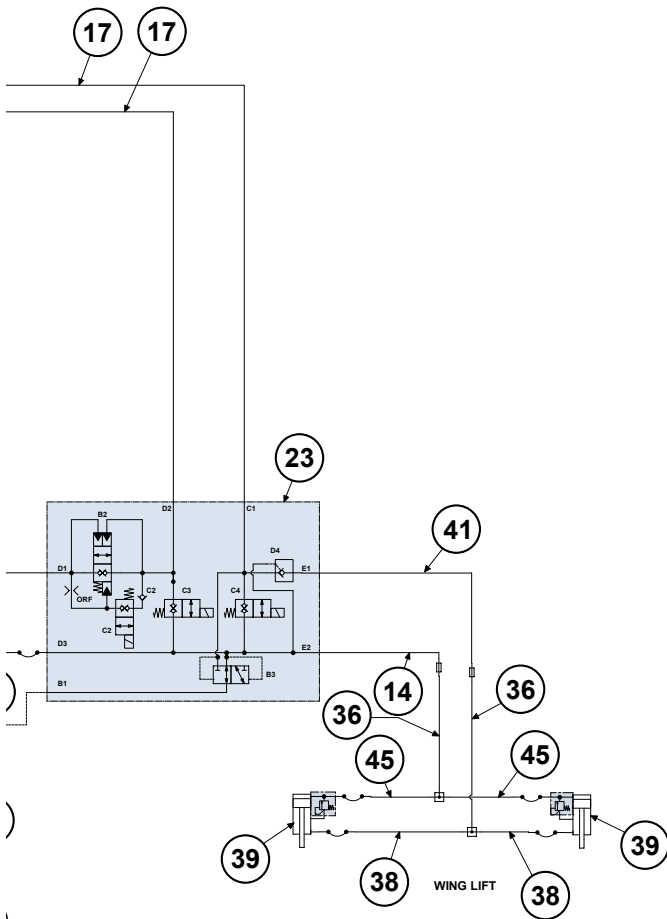
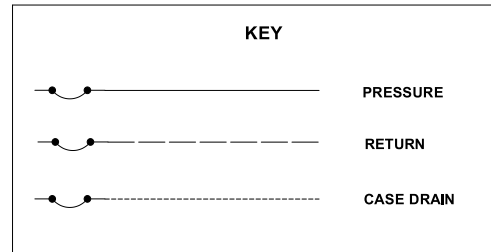
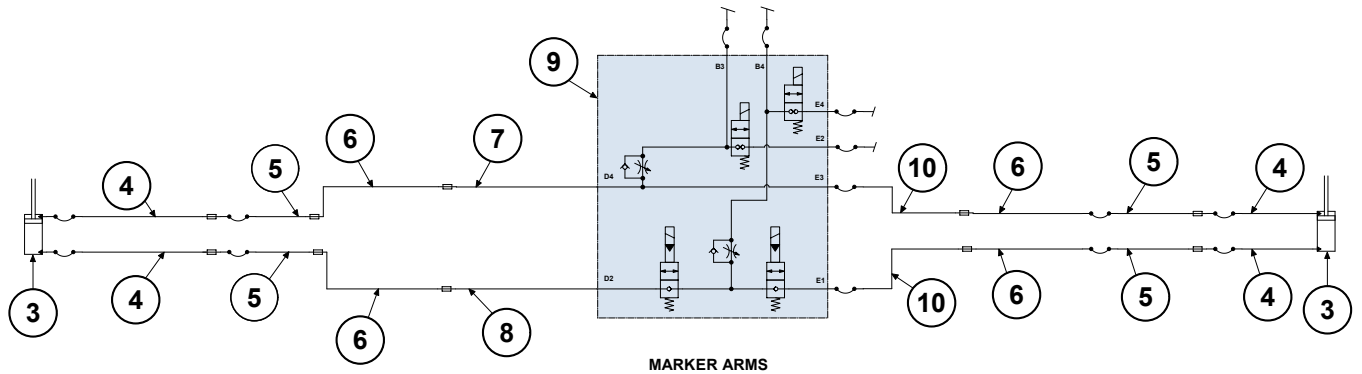
ITEM	PART NO.	QTY.	DESCRIPTION
1	GA14184	1	See "Drawbar Hitch Cylinder, 12 Row and 16 Row" on page P197
2	*A1086	2	Hose Assembly, $\frac{3}{8}$ " x 28" (08F-08F)
3	G10528401	2	See "Row Marker Cylinder, 16 Row and 24 Row" on page P196
4	*A25691-54	4	Hose Assembly, $\frac{3}{8}$ " AR x 54" (06F-06F)
5	*A26659-16	2	Hose Assembly, $\frac{3}{8}$ " AR x 16" (06F - 06M JIC)
6	*A26659-18	2	Hose Assembly, $\frac{3}{8}$ " AR x 18" (06F - 06M JIC)
7	G10105601	1	Hydraulic Steel Line, $\frac{3}{8}$ "
8	G10105701	1	Hydraulic Steel Line, $\frac{3}{8}$ "
9	---	2	See "Row Marker/Transport Valve Block Assembly, 12 Row and 16 Row" on page P228
10	*A26943-300	2	Hose Assembly, $\frac{3}{8}$ " AR x 300" (06M-08F)
11	G10113401	2	Hydraulic Steel Line, $\frac{3}{8}$ "
12	*A18692-101	2	Hose Assembly, $\frac{1}{2}$ " AR x 101" (8F-1/2M NPTF W/Tip, W/Cap)
13	*A21553-98	2	Hose Assembly, $\frac{5}{8}$ " AR x 98" (12F - 1/2M NPTF W/EXT W/TIP)
14	---	1	See "Main Lift Flow Divider" on page P227
15	*A18629-204	2	Hose Assembly, $\frac{1}{2}$ " x 204" (10F-10F)
16	*A15032-206	2	Hose Assembly, $\frac{3}{8}$ " AR x 206" (08F-08F)
17	*A18629-248	2	Hose Assembly, $\frac{1}{2}$ " AR x 248" (10F-10F)
18	*A15035-150	2	Hose Assembly, $\frac{3}{8}$ " AR x 150" (06F-06F)
19	G10059701	1	See "Fold Cylinder, 12 Row and 16 Row" on page P199
20	G10059801	1	See "Fold Cylinder, 12 Row and 16 Row" on page P199
21	*A25692-90	2	Hose Assembly, $\frac{3}{8}$ " AR x 90" (06F90S-06F)
22	*A26946-74	1	Hose Assembly, $\frac{3}{8}$ " AR x 74" (06F90S-08F)
23	---	2	See "Lift Valve Block Assembly, 12 Row and 16 Row" on page P230
24	*A15044	1	Hose Assembly, $\frac{3}{8}$ " x 36" (10F-08F)
25	*A18629-201	2	Hose Assembly, $\frac{1}{2}$ " AR x 201" (10F-10F)
26	*A18639	4	Hose Assembly, $\frac{1}{2}$ " x 24" (08F-10F)
27	*A7684-58	2	Hose Assembly, $\frac{1}{4}$ " AR x 207" (04F-04F)
28	*A25978-30	4	Hose Assembly, $\frac{3}{8}$ " x 30" (08F-10F)
29	*A7684-207	2	Hose Assembly, $\frac{1}{4}$ " AR x 207" (04F-04F)
30	G10061701	2	See "Master Cylinder (Outer), 16 Row" on page P208
31	G10058501	2	See "Master Cylinder (Center), 16 Row" on page P209
32	G10105801	1	Hydraulic Steel Line, $\frac{5}{8}$ "
33	G10105901	1	Hydraulic Steel Line, $\frac{5}{8}$ "
34	*A18630-41	8	Hose Assembly, $\frac{1}{2}$ " AR x 41" (08F-08F)
35	G10089301	4	See "Wing Cylinder, 16 Row" on page P204
36	G10113901	1	Hydraulic Steel Line, $\frac{5}{8}$ "
37	G10113801	1	Hydraulic Steel Line, $\frac{5}{8}$ "
38	G10306101	-	Hose Guard
39	---	-	See "Hydraulic Valve Block on H-Frame" on page P238
40	*A18629-207	2	Hose Assembly, $\frac{1}{2}$ " AR x 207" (10F-10F)

* Hydraulic hose is not stocked by Kinze Repair Parts.

This page left blank intentionally.

(108296)



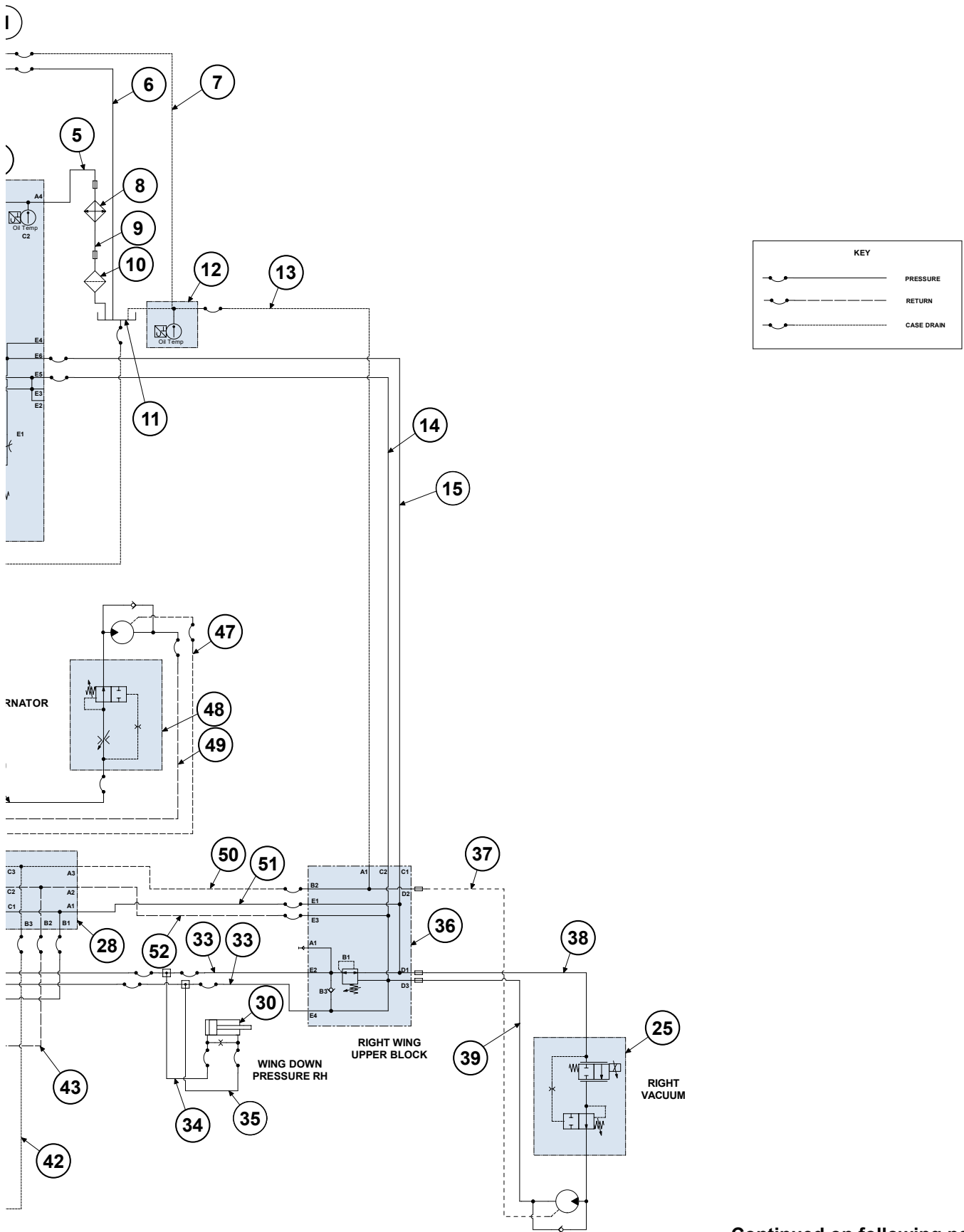


Continued on following page.

ITEM	PART NO.	QTY.	DESCRIPTION
1	GA21585	1	See "Drawbar Hitch Cylinder, 24 Row" on page P198
2	*A1086	2	Hose Assembly, 3/8" x 28" (08F-08F)
3	G10528401	2	See "Row Marker Cylinder, 16 Row and 24 Row" on page P196
4	*A25691-51	4	Hose Assembly, 3/8" AR x 51" (06F-06F)
5	*A27204-17	4	Hose Assembly, 3/8" x 17" (06M JIC - 06F45S)
6	G10092201	4	Hydraulic Steel Line, 3/8"
7	G10092001	1	Hydraulic Steel Line, 3/8"
8	G10092101	1	Hydraulic Steel Line, 3/8"
9	---	2	See "Row Marker/Transport Valve Block Assembly, 24 Row" on page P229
10	*A26943-392	2	Hose Assembly, 3/8" AR x 392" (08F-06M)
11	*A18692-101	2	Hose Assembly, 1/2" AR x 101" (8F-1/2M NPTF W/Tip, W/Cap)
12	*A21553-98	2	Hose Assembly, 5/8" AR x 98" (12F-1/2M NPTF W/Ext., W/Tip)
13	---	1	See "Main Lift Flow Divider" on page P227
14	G10092401	1	Hydraulic Steel Line, 5/8"
15	*A18629-296	2	Hose Assembly, 1/2" AR x 296" (10F - 10F)
16	*A18630-296	2	Hose Assembly, 1/2" AR x 296" (08F - 08F)
17	*A18629-350	2	Hose Assembly, 1/2" AR x 350" (10F - 10F)
18	*A18630-188	2	Hose Assembly, 1/2" AR x 188" (08F-08F)
19	G10051901	1	See "Fold Cylinder, 24 Row" on page P201
20	G10051801	1	See "Fold Cylinder, 24 Row" on page P201
21	*A18686-125	2	Hose Assembly, 1/2" AR x 125" (08F-08F90S)
22	*A27200-90	1	Hose Assembly, 3/8" AR x 90" (08F-08F90S)
23	---	2	See "Lift Valve Block Assembly, 24 Row" on page P231
24	*A26942-42	1	Hose Assembly, 3/8" AR x 42" (08F - 10F)
25	*A18629-235	4	Hose Assembly, 1/2" AR x 235" (10F - 10F)
26	*A18672-38	4	Hose Assembly, 1/2" AR x 38" (08F-10F)
27	*A7693-76	2	Hose Assembly, 1/4" AR x 76" (06F-06F)
28	*A18672-32	1	Hose Assembly, 1/2" AR x 32" (08F-10F)
29	*A7689-268	2	Hose Assembly, 1/4" AR x 268" (04F-06F)
30	G10047201	2	See "Master Cylinder (Outer), 24 Row" on page P211
31	G10042501	2	See "Master Cylinder (Center), 24 Row" on page P213
32	G10091501	1	Hydraulic Steel Line, 5/8"
33	---	2	See "Hydraulic Valve Block on H-Frame" on page P238
34	*A18696-40	2	Hose Assembly, 1/2" AR x 40" (08F-10F90S)
35	G10091401	1	Hydraulic Steel Line, 5/8"
36	G10091601	4	Hydraulic Steel Line, 5/8"
37	*A18686-58	---	Hose Assembly, 1/2" AR x 58" (08F - 08F90S)
38	*A18672-48	4	Hose Assembly, 1/2" AR x 48" (08F-10F)
39	G10036301	4	See "Wing Cylinder, 24 Row" on page P205
40	*A18672-40	5	Hose Assembly, 1/2" AR x 40" (08F-10F)
41	G10092301	1	Hydraulic Steel Line, 5/8"
42	G10306101	-	Hose Guard
43	GA15784	-	Interlock Valve
44	*A18629-238	2	Hose Assembly, 1/2" AR x 238" (10F-10F)
45	*A18672-42	4	Hose Assembly, 1/2" AR x 42" (08F-10F)

* Hydraulic hose is not stocked by Kinze Repair Parts.

This page left blank intentionally.



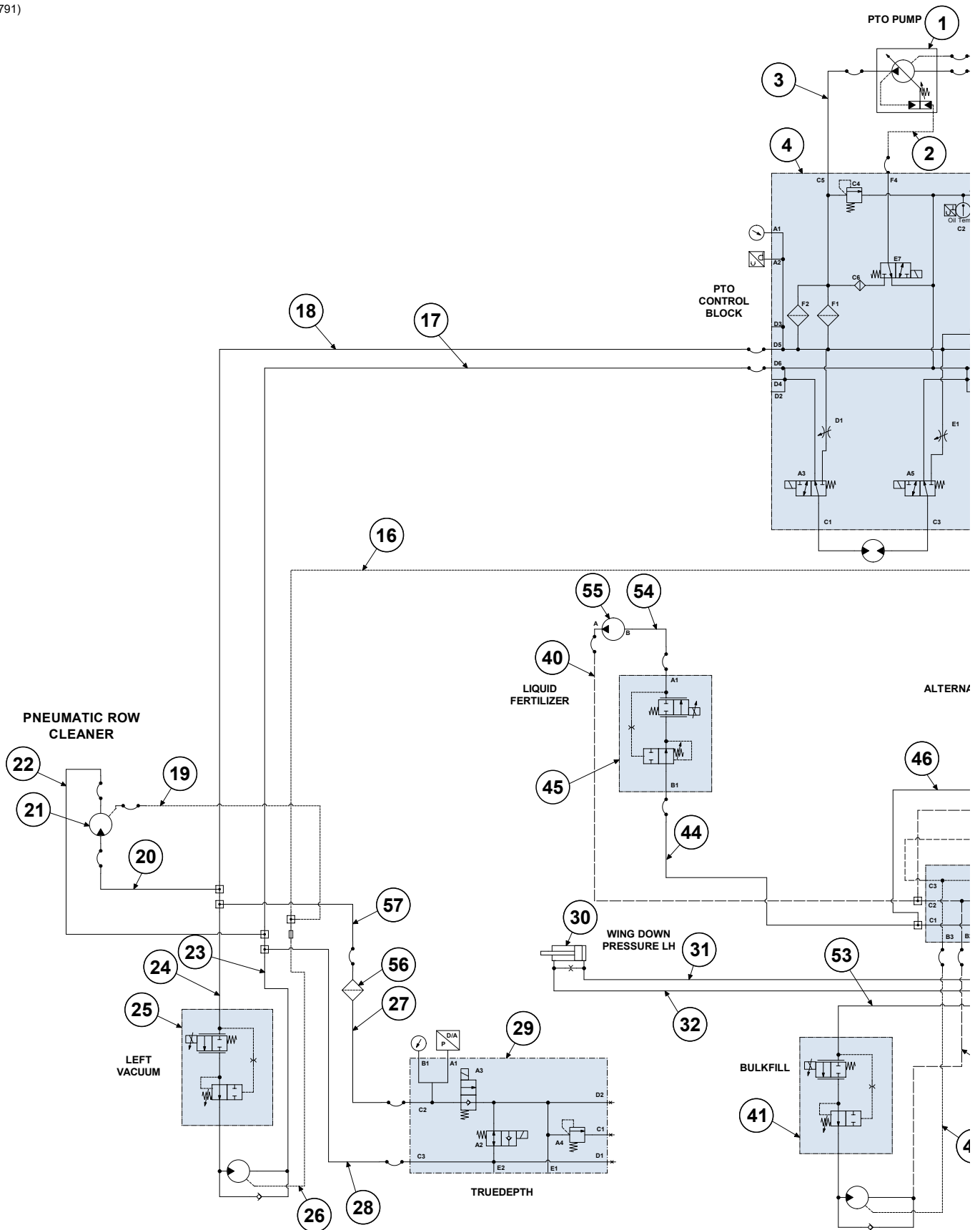
Continued on following page.

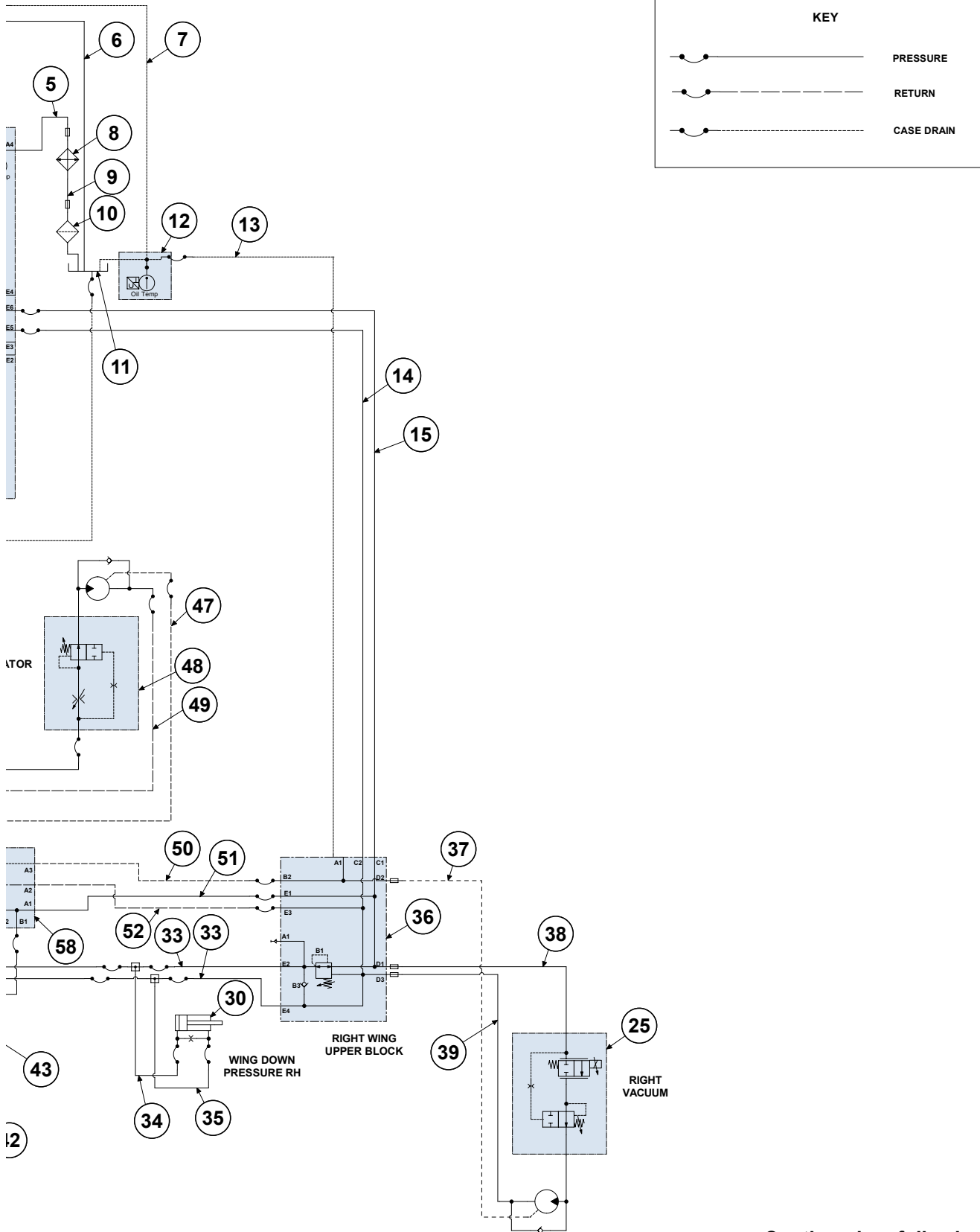
ITEM	PART NO.	QTY.	DESCRIPTION
1	---	1	See "PTO Pump" on page P225
2	*A7684-129	1	Hose Assembly, 1/4" AR x 129" (04F-04F)
3	*A12992-132	1	Hose Assembly, 1" AR x 132" (16F-16F90M)
4	---	1	See "PTO Reservoir Block Assembly" on page P223
5	G10192301	1	Hydraulic Steel Line, 1"
6	GA27230-110	1	Hose Assembly, 2" x 110" (32F-OE)
7	*A25696-122	1	Hose Assembly, 3/8" AR x 122" (06F-06F90L)
8	---	1	See "PTO Pump Reservoir Assembly" on page P221
9	G10192401	1	Hydraulic Steel Line, 1"
10	---	1	See "PTO Pump Reservoir Assembly" on page P221
11	G10201401	1	PTO Reservoir
12	---	1	See "PTO Lower Reservoir Block Assembly" on page P233
13	*A25696-172	1	Hose Assembly, 3/8" AR x 172" (06F - 06F90L)
14	*A12991-170	1	Hose Assembly, 1" AR x 170" (16F - 16F)
15	*A12936-174	1	Hose Assembly, 3/4" AR x 174" (12F-12F)
16	*A25691-184	1	Hose Assembly, 3/8" AR x 184" (06F - 06F)
17	*A12936-182	1	Hose Assembly, 3/4" AR x 182" (12F-12F)
18	*A11481-182	1	Hose Assembly, 5/8" AR x 182" (10F-10F)
19	*A7687-30	1	Hose Assembly, 1/4" AR x 30" (04F-06F90S)
20	*A27200-34	1	Hose Assembly, 3/8" AR x 34" (08F-08F90S)
21	---	1	See "Yetter Hydraulic Air Compressor Assembly" on page P167
22	*A27500-30	1	Hose Assembly, 1/2" AR x 30" (10F - 10F90S)
23	G10106001	1	Hydraulic Steel Line, 5/8"
24	G10141801	1	Hydraulic Steel Line, 1/2"
25	---	2	See "Vacuum Fan Assembly" on page P60
26	G10142801	1	Hydraulic Steel Line, 3/8"
27	*A18671-40	1	Hose Assembly, 1/2" x 40" (08F-08F90S)
28	---	1	See "Junction Hydraulic Block Assembly" on page P243
29	---	1	See "True Depth Valve Block" on page P240
30	10259401	2	See "Wing Down Pressure Cylinder" on page P216
31	*A25691-130	1	Hose Assembly, 3/8" AR x 130" (06F-06F)
32	*A25691-143	1	Hose Assembly, 3/8" AR x 143" (06F-06F)
33	*A25691-76	2	Hose Assembly, 3/8" x 76" (06F - 06F)
34	*A25692-37	1	Hose Assembly, 3/8" AR x 37" (06F -06F90S)
35	*A25692-52	1	Hose Assembly, 3/8" AR x 52" (06F - 06F90S)
36	---	1	See "Wing Down Force Block" on page P235
37	G10142901	1	Hydraulic Steel Line, 3/8"
38	G10113601	1	Hydraulic Steel Line, 1/2"
39	G10113701	1	Hydraulic Steel Line, 5/8"
40	*A18685-46	1	Hose Assembly, 1/2" x 46" (08F-10F90S)
41	---	1	See "Bulk Fill Fan Assembly" on page P71
42	*A15072-56	1	Hose Assembly, 3/8" x 56" (06F-06F90M)
43	*A21530-54	1	Hose Assembly, 5/8" x 54" (10F-10F)
44	*A25504-52	1	Hose Assembly, 3/8" x 52" (06F-08F90S)
45	G10186002	1	Manifold Fan Control
46	*A27502-25	1	Hose Assembly, 1/2" x 25" (08F-08F90L)
47	*A15096-29	1	Hose Assembly, 3/8" x 29" (06F-06F90S)
48	---	1	See "Power Pack Hydraulic Motor Valve Block" on page P232
49	*A21552-24	2	Hose Assembly, 5/8" x 24" (10F-10F90S)
50	*A25691-156	1	Hose Assembly, 3/8" AR x 156" (06F-06F)
51	*A11481-156	1	Hose Assembly, 5/8" AR x 156" (10F-10F)
52	*A12936-156	1	Hose Assembly, 3/4" AR x 156" (12F-12F)
53	*A18667-58	1	Hose Assembly, 1/2" x 58" (08F-08F)
54	*A15081-16	1	Hose Assembly, 3/8" x 16" (06F-06F)
55	G10556101	1	Hydraulic Motor
	G10556101	-	Seal Kit
56	---	1	See "True Depth Hydraulic Down Force Valve Block and Mounts, 12 Row" on page P29
57	*A18686-30	1	Hose Assembly, 1/2" AR x 30" (08F-08F90S)

* Hydraulic hose is not stocked by Kinze Repair Parts.

This page left blank intentionally.

(107791)





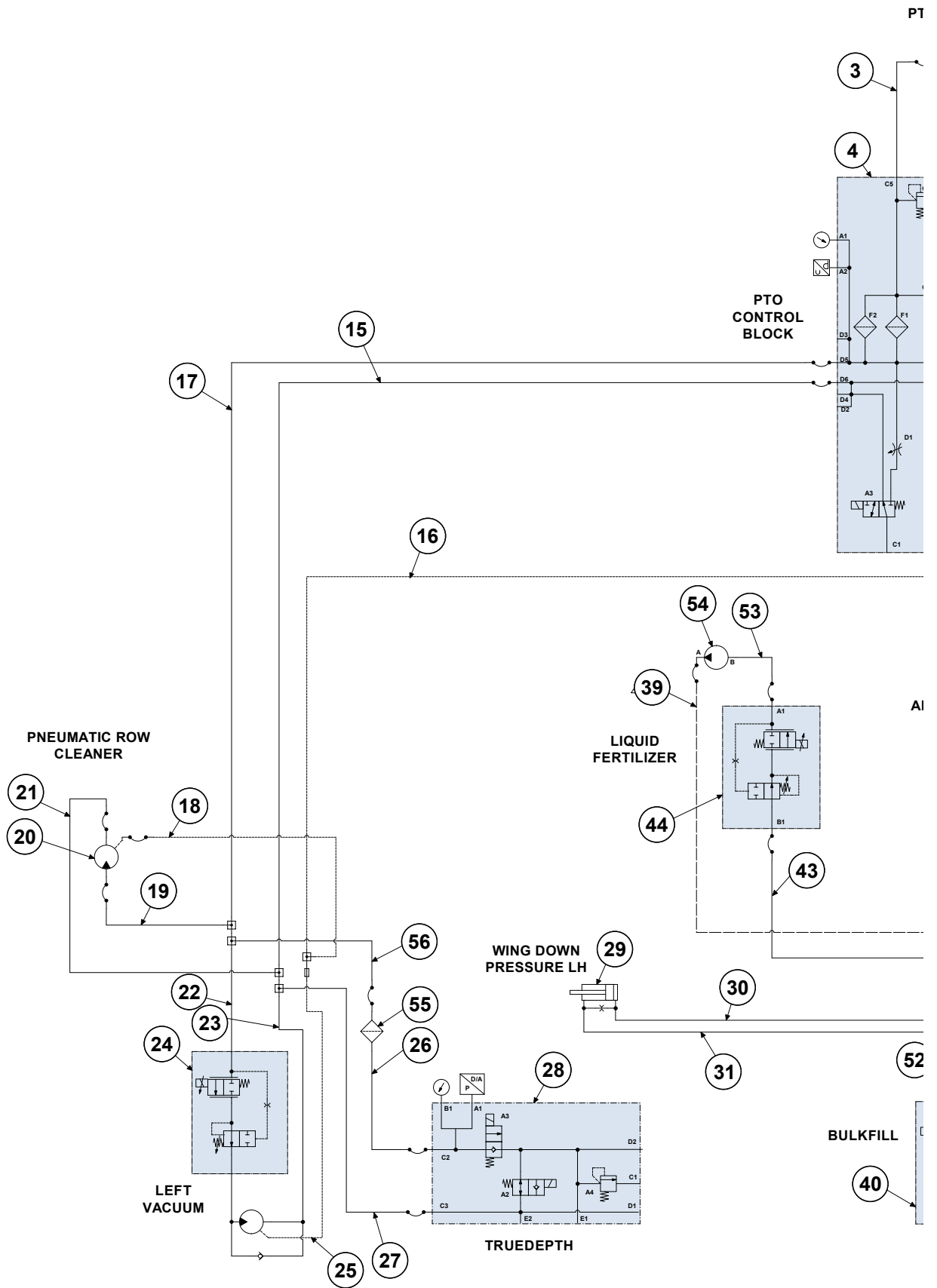
Continued on following page.

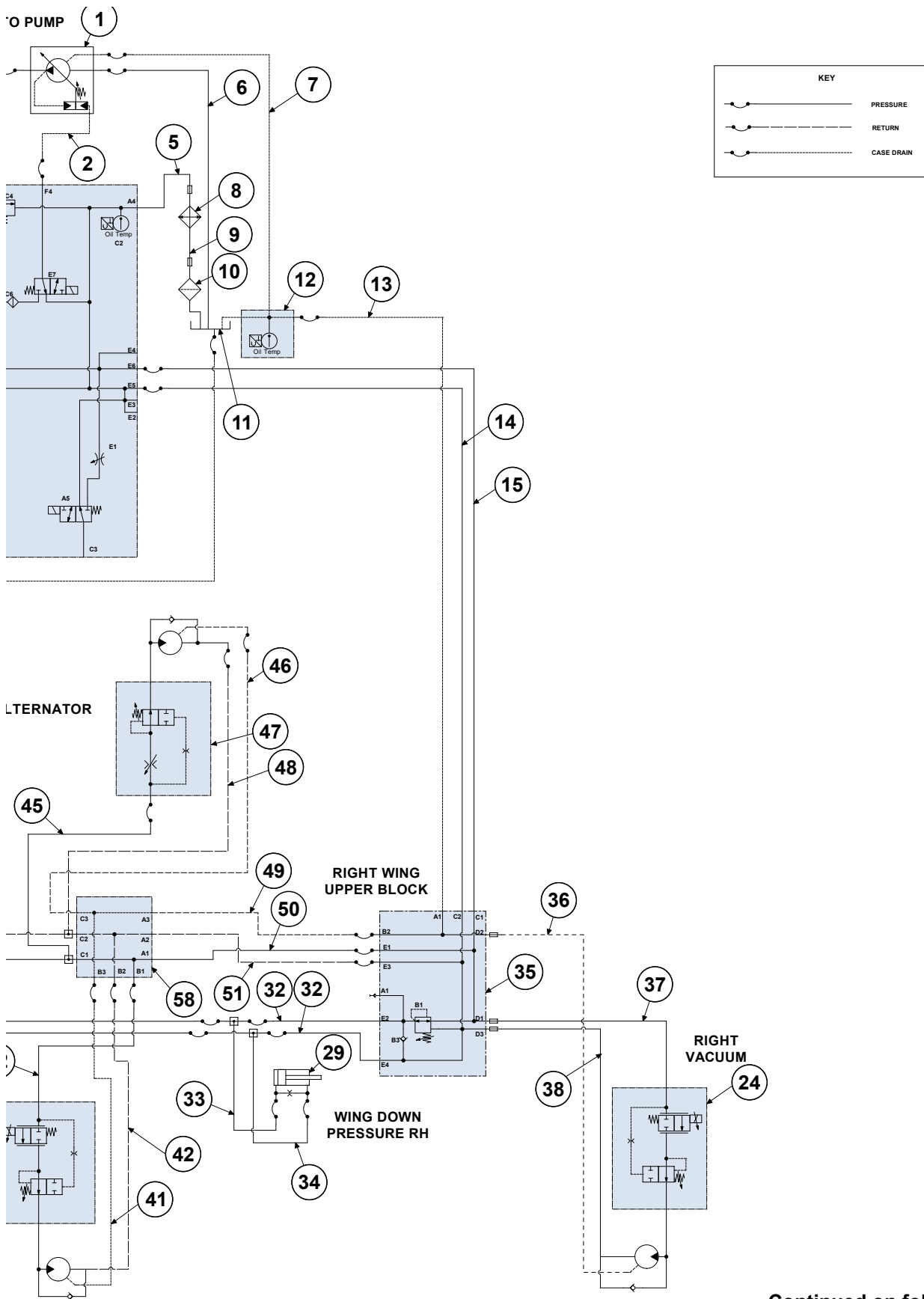
ITEM	PART NO.	QTY.	DESCRIPTION
1	---	1	See "PTO Pump" on page P225
2	*A7684-129	1	Hose Assembly, 1/4" AR x 129" (04F-04F)
3	*A12992-132	1	Hose Assembly, 1" AR x 132" (16F-16F90M)
4	---	1	See "PTO Reservoir Block Assembly" on page P223
5	G10192301	1	Hydraulic Steel Line, 1"
6	GA27230-110	1	Hose Assembly, 2" x 110" (32F-OE)
7	*A25696-122	1	Hose Assembly, 3/8" AR x 122" (06F-06F90L)
8	---	1	See "PTO Pump Reservoir Assembly" on page P221
9	G10192401	1	Hydraulic Steel Line, 1"
10	---	1	See "PTO Pump Reservoir Assembly" on page P221
11	G10201401	1	PTO Reservoir
12	---	1	See "PTO Lower Reservoir Block Assembly" on page P233
13	*A25696-220	1	Hose Assembly, 3/8" AR x 220" (06F - 06F90L)
14	*A12991-220	1	Hose Assembly, 1" AR x 220" (16F - 16F)
15	*A12936-224	1	Hose Assembly, 3/4" AR x 224" (12F-12F)
16	*A25691-214	1	Hose Assembly, 3/8" AR x 214" (06F-06F)
17	*A12936-216	1	Hose Assembly, 3/4" AR x 216" (12F - 12F)
18	*A11481-216	1	Hose Assembly, 5/8" AR x 216" (10F - 10F)
19	*A7687-72	1	Hose Assembly, 1/4" AR x 72" (04F-06F90S)
20	*A27200-76	1	Hose Assembly, 3/8" AR x 76" (08F-08F90S)
21	---	1	See "Yetter Hydraulic Air Compressor Assembly" on page P167
22	*A27500-72	1	Hose Assembly, 1/2" AR x 72" (10F-10F90S)
23	G10106001	1	Hydraulic Steel Line, 5/8"
24	G10141801	1	Hydraulic Steel Line, 1/2"
25	---	2	See "Vacuum Fan Assembly" on page P60
26	G10142801	1	Hydraulic Steel Line, 3/8"
27	*A18671-22	1	Hose Assembly, 1/2" x 22" (08F-08F90S)
28	*A21552-30	1	Hose Assembly, 5/8" x 30" (10F-10F90S)
29	---	1	See "True Depth Valve Block" on page P240
30	G10259401	2	See "Wing Down Pressure Cylinder" on page P216
31	*A25691-128	1	Hose Assembly, 3/8" AR x 128" (06F-06F)
32	*A25691-145	1	Hose Assembly, 3/8" AR x 145" (06F - 06F)
33	*A25691-108	2	Hose Assembly, 3/8" AR x 108" (06F - 06F)
34	*A25692-37	1	Hose Assembly, 3/8" AR x 37" (06F -06F90S)
35	*A25692-52	1	Hose Assembly, 3/8" AR x 52" (06F - 06F90S)
36	---	1	See "Wing Down Force Block" on page P235
37	G10142901	1	Hydraulic Steel Line, 3/8"
38	G10113601	1	Hydraulic Steel Line, 1/2"
39	G10113701	1	Hydraulic Steel Line, 5/8"
40	*A18685-52	1	Hose Assembly, 1/2" x 52" (08F - 10F90S)
41	---	1	See "Bulk Fill Fan Assembly" on page P71
42	*A15072-56	1	Hose Assembly, 3/8" x 56" (06F - 06F90M)
43	*A21530-54	1	Hose Assembly, 5/8" x 54" (10F - 10F)
44	*A25504-54	1	Hose Assembly, 3/8" x 54" (06F - 08F90S)
45	---	1	See "Vacuum Fan Control Manifold Block Assembly" on page P237
46	*A27502-25	1	Hose Assembly, 1/2" x 25" (08F-08F90L)
47	*A15096-29	1	Hose Assembly, 3/8" x 29" (06F-06F90S)
48	---	1	See "Power Pack Hydraulic Motor Valve Block" on page P232
49	*A21552-24	1	Hose Assembly, 5/8" x 24" (10F-10F90S)
50	*A25691-174	1	Hose Assembly, 3/8" AR x 174" (06F - 06F)
51	*A11481-168	1	Hose Assembly, 5/8" x 168" (10F-10F)
52	*A12936-168	1	Hose Assembly, 3/4" AR x 168" (12F - 12F)
53	*A18667-58	1	Hose Assembly, 1/2" x 58" (08F - 08F)
54	*A15081-16	1	Hose Assembly, 3/8" x 16" (06F-06F)
55	G10556101	1	Hydraulic Motor
56	---	1	See "True Depth Hydraulic Down Force Valve Blocks and Mounts, 16 Row and 24 Row" on page P31
57	*A18697-36	1	Hose Assembly, 1/2" x 36" (08F90S-10F)
58	---	-	See "Junction Hydraulic Block Assembly" on page P243

* Hydraulic hose is not stocked by Kinze Repair Parts.

This page left blank intentionally.

(107792)





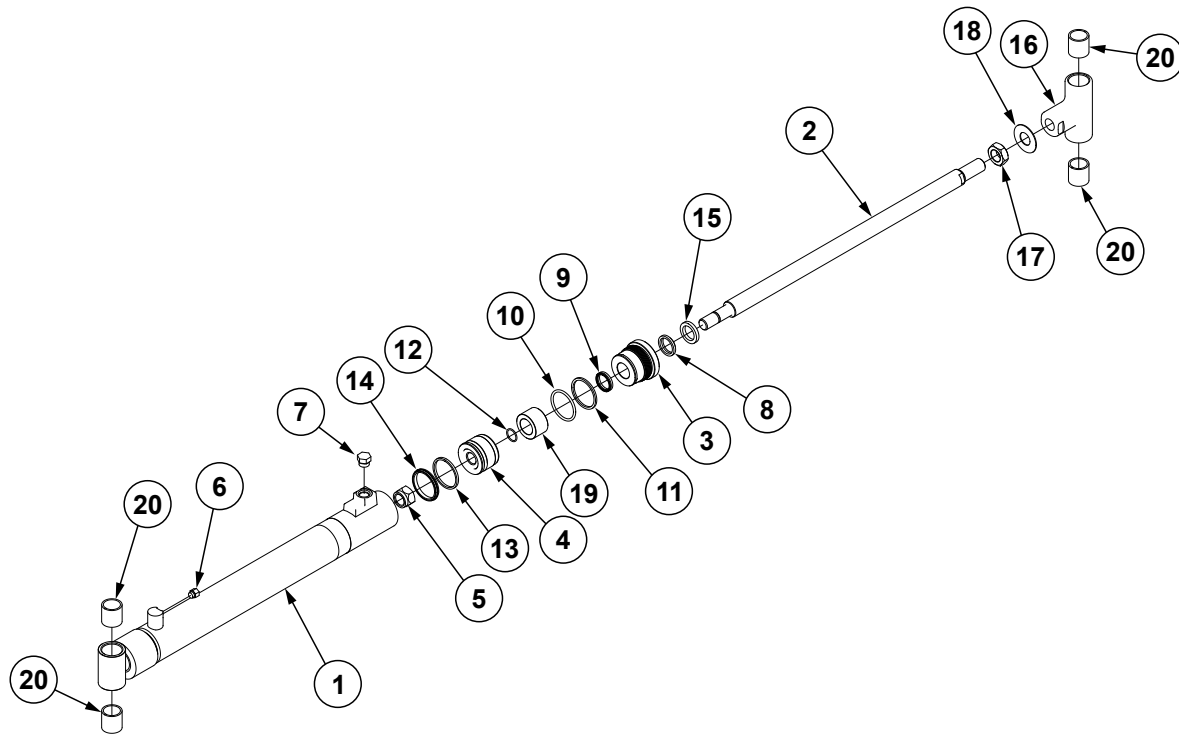
Continued on following page.

ITEM	PART NO.	QTY.	DESCRIPTION
1	---	1	See "PTO Pump" on page P225
2	*A7684-129	1	Hose Assembly, 1/4" AR x 129" (04F-04F)
3	*A12992-132	1	Hose Assembly, 1" AR x 132" (16F-16F90M)
4	---	1	See "PTO Reservoir Block Assembly" on page P223
5	G10192301	1	Hydraulic Steel Line, 1"
6	GA27230-110	1	Hose Assembly, 2" x 110" (32F-OE)
7	*A25696-122	1	Hose Assembly, 3/8" AR x 122" (06F-06F90L)
8	---	1	See "PTO Pump Reservoir Assembly" on page P221
9	G10192401	1	Hydraulic Steel Line, 1"
10	---	1	See "PTO Pump Reservoir Assembly" on page P221
11	G10201401	1	PTO Reservoir
12	---	1	See "PTO Lower Reservoir Block Assembly" on page P233
13	*A25696-311	1	Hose Assembly, 3/8" AR x 311" (06F - 06F90L)
14	*A12991-313	1	Hose Assembly, 1" AR x 313" (16F - 16F)
15	*A12936-313	2	Hose Assembly, 3/4" AR x 313" (12F-12F)
16	*A25691-308	1	Hose Assembly, 3/8" AR x 308" (06F - 06F)
17	*A11481-312	1	Hose Assembly, 5/8" x 312" (10F-10F)
18	*A7687-186	1	Hose Assembly, 1/4" AR x 186" (04F-06F90S)
19	*A27200-188	1	Hose Assembly, 3/8" AR x 188" (08F-08F90S)
20	---	1	See "Yetter Hydraulic Air Compressor Assembly" on page P167
21	*A27500-186	1	Hose Assembly, 1/2" AR x 186" (10F-10F90S)
22	G10106501	1	Hydraulic Steel Line, 1/2"
23	G10106701	1	Hydraulic Steel Line, 5/8"
24	---	2	See "Vacuum Fan Assembly" on page P60
25	G10106301	1	Hydraulic Steel Line, 3/8"
26	*A18671-22	1	Hose Assembly, 1/2" x 22" (08F-08F90S)
27	*A21552-36	1	Hose Assembly, 5/8" x 36" (10F-10F90S)
28	---	1	See "True Depth Valve Block" on page P240
29	G10057201	2	See "Wing Down Pressure Cylinder" on page P216
30	*A25691-211	1	Hose Assembly, 3/8" AR x 211" (06F-06F)
31	*A25691-187	1	Hose Assembly, 3/8" AR x 187" (06F-06F)
32	*A25691-108	2	Hose Assembly, 3/8" AR x 108" (06F - 06F)
33	*A25692-30	1	Hose Assembly, 3/8" AR x 30" (06F - 06F90S)
34	*A25692-52	1	Hose Assembly, 3/8" AR x 52" (06F - 06F90S)
35	---	1	See "Wing Down Force Block" on page P235
36	G10106401	1	Hydraulic Steel Line, 3/8"
37	G10106601	1	Hydraulic Steel Line, 1/2"
38	G10106801	1	Hydraulic Steel Line, 5/8"
39	*A18685-77	1	Hose Assembly, 1/2" x 77" (08F - 10F90S)
40	---	1	See "Bulk Fill Fan Assembly" on page P71
41	*A15072-56	1	Hose Assembly, 3/8" x 56" (06F - 06F90M)
42	*A21530-54	1	Hose Assembly, 5/8" x 54" (10F - 10F)
43	*A25504-82	1	Hose Assembly, 3/8" x 82" (06F - 08F90S)
44	---	1	See "Vacuum Fan Control Manifold Block Assembly" on page P237
45	*A27502-28	1	Hose Assembly, 1/2" x 28" (08F-08F90L)
46	*A15096-29	1	Hose Assembly, 3/8" x 29" (06F-06F90S)
47	---	1	See "Power Pack Hydraulic Motor Valve Block" on page P232
48	*A21552-23	1	Hose Assembly, 5/8" x 23" (10F-10F90S)
49	*A25691-220	1	Hose Assembly, 3/8" AR" x 220" (06F - 06F)
50	*A11481-216	1	Hose Assembly, 5/8" AR x 216" (10F - 10F)
51	*A12936-216	1	Hose Assembly, 3/4" AR x 216" (12F - 12F)
52	*A18667-58	1	Hose Assembly, 1/2" x 58" (08F - 08F)
53	*A15081-16	1	Hose Assembly, 3/8" x 16" (06F-06F)
54	G10635801	1	Hydraulic Motor
55	A25857	1	See "True Depth Hydraulic Down Force Valve Block and Mounts, 12 Row" on page P29
56	*A18697-30	1	Hose Assembly, 1/2" x 30" (08F90S-10F)
58	---	---	See "Junction Hydraulic Block Assembly" on page P243

* Hydraulic hose is not stocked by Kinze Repair Parts.

This page left blank intentionally.

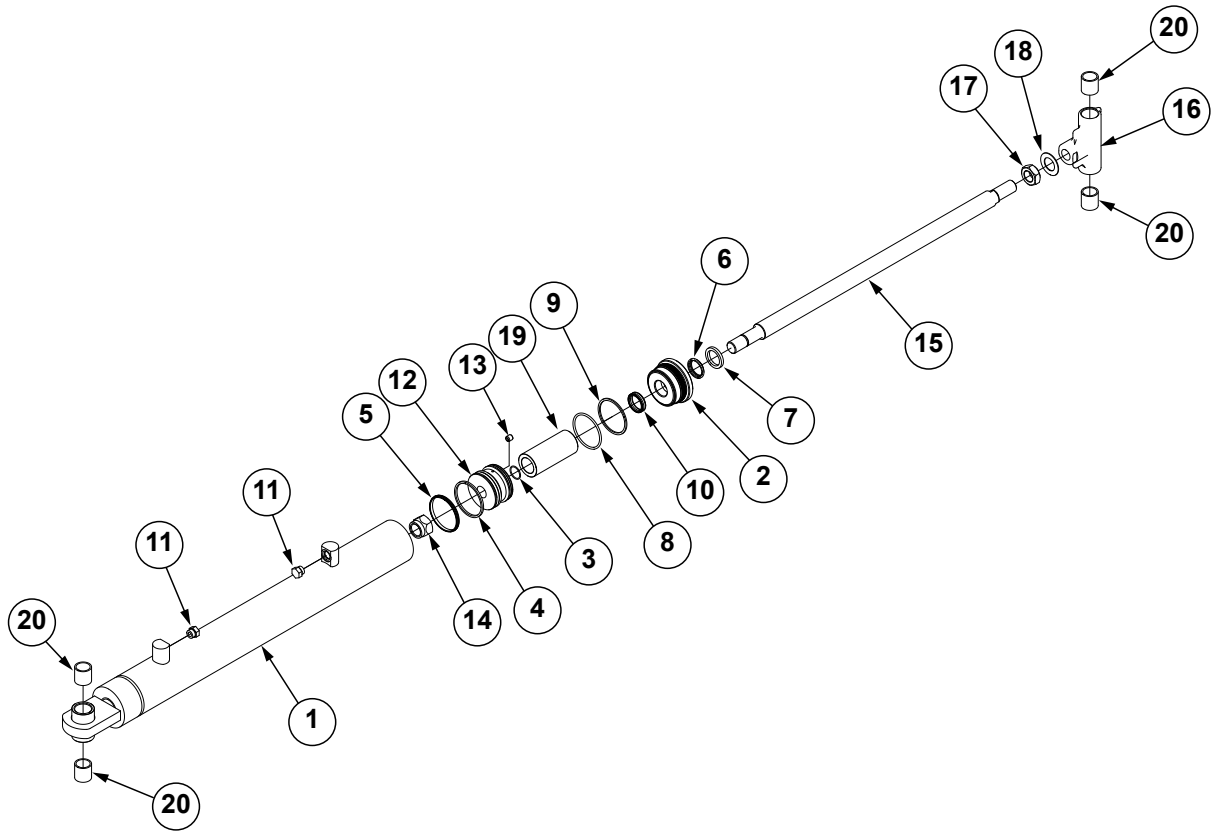
(IP1720)



ITEM	PART NO.	QTY.	DESCRIPTION
1	G10502901	1	Barrel (Non-Stock Item)
2	GD34209	1	Rod
3	*D10207	1	Gland
4	GD11983	1	Piston
5	G10969	1	Lock Nut, 7/8"-14
6	G6408-04 GR1465	1 -	Plug W/O-Ring, 7/16"-20 O-Ring O-Ring
7	G6408-08 GR1037	1 -	Plug W/O-Ring, 3/4"-16 O-Ring O-Ring
8	*D12210	1	Wiper
9	*D12251	1	U-Cup
10	GD12212	1	O-Ring, No. 330
11	*D12213	1	BU Ring
12	*D12214	1	O-Ring, No. 118
13	*D12012	1	Piston Ring, 2 1/2"
14	*A24473	1	BP Piston Seal, 2 1/2"
15	GD12102	1	Ring, 1 1/4"
16	G10501301 G11012601	1 1	Sleeve (2024 Production) Sleeve (2025 Production and On)
17	G10324	1	Hex Jam Nut, 1"-14, Grade 2
18	GD23002	1	Locking Device
19	GD0752-07	1	Sleeve, 2" O.D. x 1.265 I.D. x 1 1/4"
20	G10522401	4	Bearing, 1.2579" I.D. x 1 1/2"
A	G10501201 G11012701		Cylinder Complete, 2 1/2" x 18 13/16" (Part Number Stamped on Barrel) (2024 Production) Cylinder Complete, 2 1/2" x 18 13/16" (Part Number Stamped on Barrel) (2025 Production and On)
B	G10949601	1	Seal Kit

*Item is part of seal kit, item can not be purchased individually.

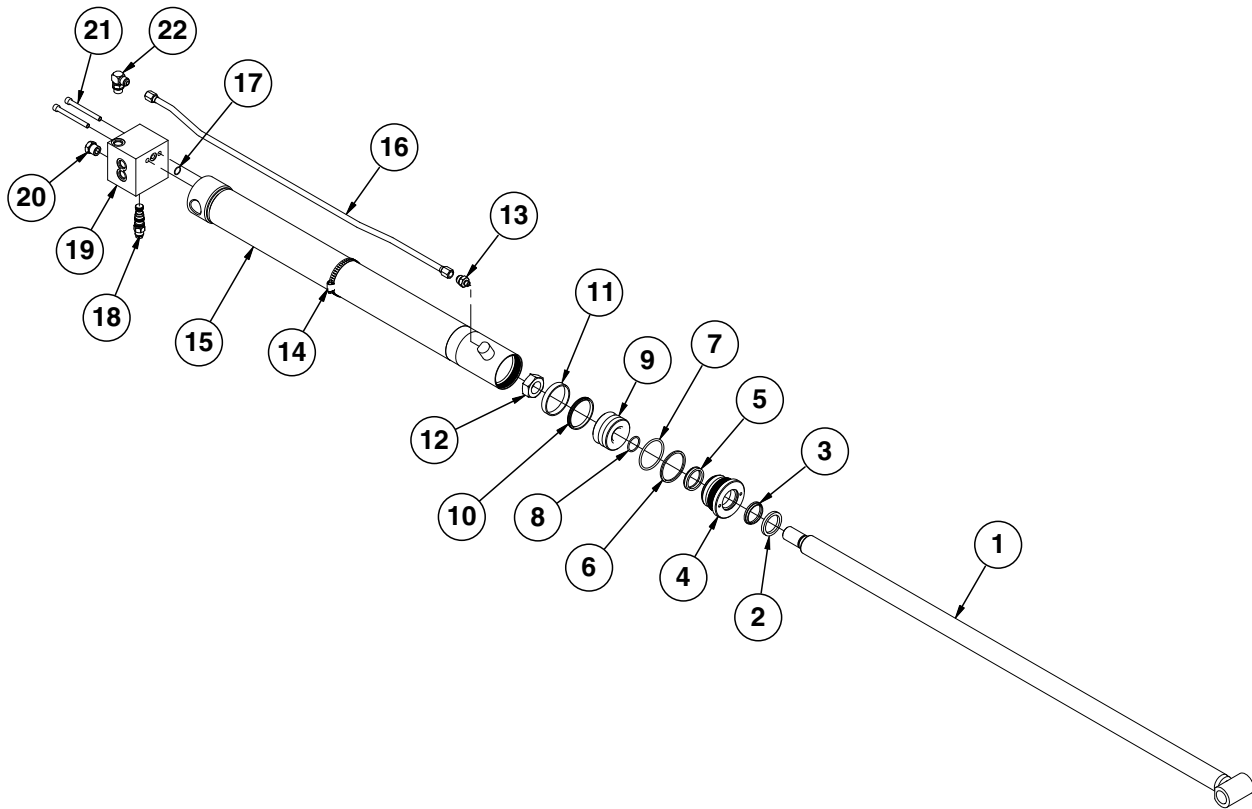
(IP1721)



ITEM	PART NO.	QTY.	DESCRIPTION
1	G10528501	1	Barrel (Non-Stock Item)
2	GD12548	1	Gland
3	*D12245	1	O-Ring, #122
4	*D12088	1	Piston Ring, 3½"
5	*A26168	1	BP Piston Seal, 3½"
6	*D12206	1	Wiper, 1½"
7	*D12103	1	Cast Iron Ring
8	*D12231	1	O-Ring, #338
9	*D12232	1	BU Ring
10	*D12252	1	U-Cup
11	G6408-08 GR1037	2 -	Plug W/O-Ring, ¾"-16 O-Ring O-Ring
12	GD26966	1	Piston, 3½"
13	GD11580	1	Flow Restrictor Orifice, ½"-20
14	G10948	1	Lock Nut, 1½"-12
15	GD27068	1	Rod
16	G10528701	1	Sleeve
17	G11907	1	Hex Jam Nut, 1½"-12 Grade 5
18	GD27067	1	Locking Device
19	GD2745-28	1	Sleeve, 2¼" O.D. x 5.19"
20	G10522401	4	Bearing, 1.2579" I.D. x 1-1/2"
A	G10528401		Cylinder Complete, 3½" x 20¾" (Part Number Stamped on Barrel)
B	GR1532	1	Seal Kit, Includes: (1)Wiper, (2)O-Rings, (1)U-Cup, (1) BU Ring, (1)Cast Iron Ring, (1)BP Piston Seal

*Item is part of seal kit, item can not be purchased individually.

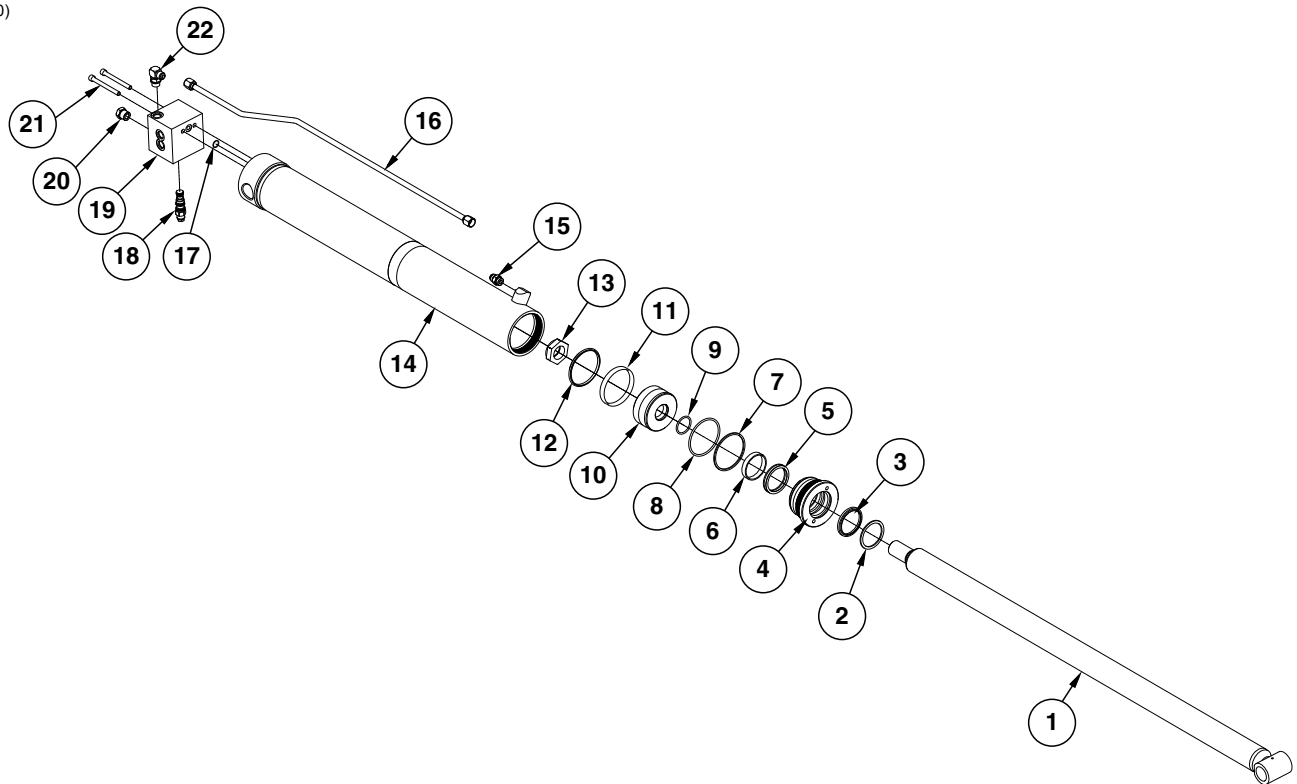
(IP1439)



ITEM	PART NO.	QTY.	DESCRIPTION
1	GA14181	1	Rod
2	GD12104	1	Ring
3	*D12200	1	Wiper
4	GD11984	1	Gland
5	*D12253	1	U-Cup
6	*D12203	1	Back-Up Ring
7	*D12202	1	O-Ring, No. 334
8	*D12204	1	O-Ring, No. 218
9	GD11970	1	Piston
10	*A24016	1	BP Piston Seal, 3"
11	*D12047	1	Wear Ring
12	G10972	1	Lock Nut, 1¼"-12
13	G6400-08-04	1	Connector W/O-Ring, ¾"-16 Male JIC To 7/16"-20 O-Ring
	GR1465	-	O-Ring
14	G10990	1	Hose Clamp, No. 52
15	A14182	1	Barrel (Non-Stock Item)
16	GA14211	1	Steel Hydraulic Line, 37½"
17	GD12239	1	O-Ring, No. 016
18	GA8882	1	Counter Balance Valve
19	GD20221	1	Block
20	G6408-10	1	Plug W/O-Ring, 7/8"-14 O-Ring
	GR1466	-	O-Ring
21	G11355	2	Hex Socket Head Cap Screw, 3/8"-16 x 3 3/4"
22	G6801-08	1	Elbow W/O-Ring, 90°, ¾"-16 Male JIC To O-Ring
	GR1037	-	O-Ring
A	GA14184	-	Cylinder Complete, 3" x 57" <i>(Part Number Stamped On Barrel)</i>
B	GR1519	-	Seal Kit, Includes: (1)Wiper, (1)U-Cup, (2)O-Rings, (1)BU Ring, (1)BP Piston Seal, (1)Wear Ring

*Item is part of seal kit, item can not be purchased individually.

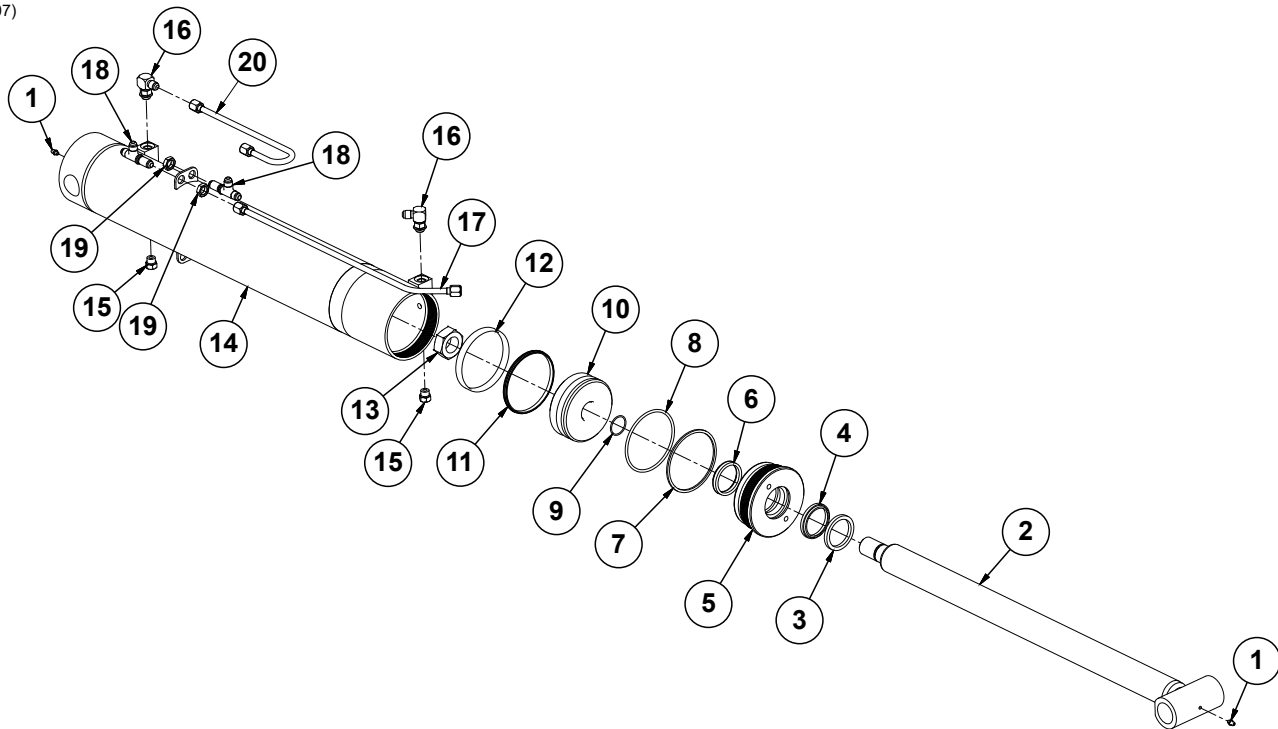
(IP1530)



ITEM	PART NO.	QTY.	DESCRIPTION
1	GA21588	1	Rod
2	*D12121	1	Ring
3	*D12263	1	Wiper Rod
4	GD30273	1	Gland
5	*D12264	1	U-Cup
6	*D12137	1	Wear Ring
7	*D12222	1	Back-Up Ring
8	*D12221	1	O-Ring, No. #342
9	*D30432	1	O-Ring, No. #223
10	GD30274	1	Piston
11	*D12120	1	Wear Ring
12	*A24037	1	BP Piston Seal, 4"
13	GD27238	1	Nylon Lock Nut, 1½"-12, Grade 8
14	A21586	1	Barrell (Non-Stock Item)
15	G6400-08	1	Connector W/O-Ring, ¾"-16 Male JIC To O-Ring
	GR1037	1	O-Ring
16	GA21605	1	Steel Hydraulic Line
17	*D12239	1	O-Ring, No. 016
18	GA8882	1	Counter Balance Valve
19	GD20221	1	Block
20	G6408-10	1	Plug W/O-Ring, ⅞"-14 O-Ring
	GR1466	-	O-Ring
21	G11355	2	Hex Socket Head Cap Screw, ⅜"-16 x 3 ¾"
22	G6801-08	1	Elbow W/O-Ring, 90°, ¾"-16 Male JIC To O-Ring
	GR1037	-	O-Ring
A	GA21585	---	Cylinder Complete, 4" x 31.162" (<i>Part Number Stamped On Barrel</i>)
B	GR2231	---	Seal Kit, Includes: (1)Wiper, (1)U-Cup, (3)O-Rings, (1)BU Ring, (1)BP Piston Seal, (2)Wear Ring, (1) Ring

*Item is part of seal kit, item can not be purchased individually.

(IP1607)

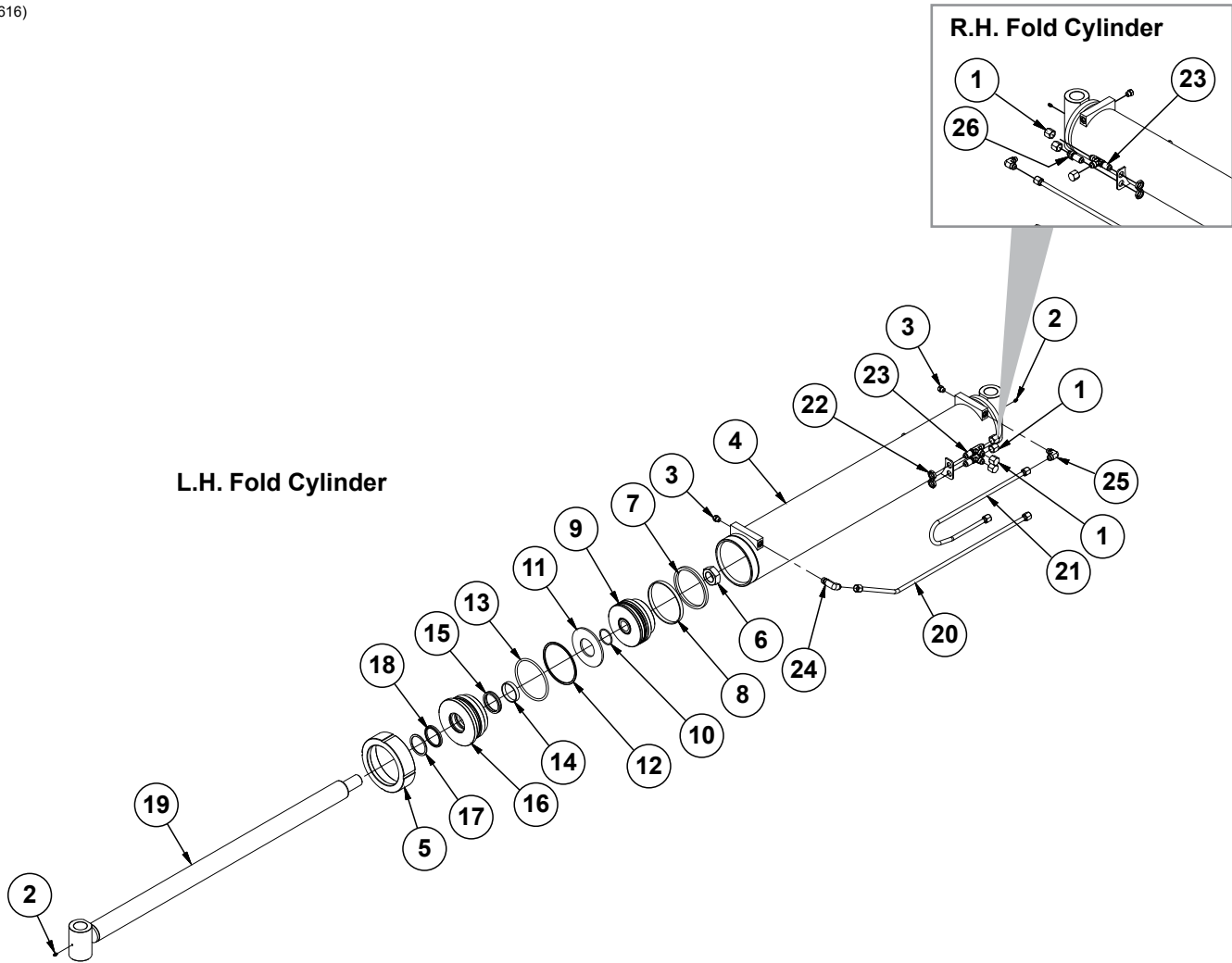


ITEM	PART NO.	QTY.	DESCRIPTION
1	G10640	2	Grease Fitting, 1/4"-28
2	GA17323	1	Rod
3	GD12106	1	Ring
4	*D12240	1	Wiper, 2"
5	GD12522	1	Gland
6	*D12255	1	U-Cup Seal
7	*D12243	1	BU Ring
8	*D12242	1	O-Ring, No. 346
9	*D12223	1	O-Ring, No. 124
10	GD14910	1	Piston
11	GA26169	1	BP Piston Seal, 4 1/2"
12	*D12148	1	Wear Ring
13	G10972	1	Lock Nut, 1 1/4 "-12
14	10059501	1	Barrel (Non-Stock Item)
15	G6408-06	2	Plug W/O-Ring, 9/16"-18 O-Ring
	GR1045	-	O-Ring
16	G6801-06	2	Elbow W/O-Ring, 90°, 9/16"-18 Male JIC To O-Ring
	GR1045	-	O-Ring
17	G10059101	1	Hydraulic Cylinder Return Line
18	G2704-06	2	Bulkhead Tee, 9/16"-18 JIC
19	G306-06	4	Lock Nut, 9/16"-18
20	G10059201	1	Hydraulic Cylinder Pressure Line
A	G10059801	-	R.H. Hydraulic Cylinder Complete, 4 1/2" x 25 1/4" (Part Number Stamped on Barrel) (Shown)
B	G10059701	-	L.H. Hydraulic Cylinder Complete, 4 1/2" x 25 1/4" (Part Number Stamped on Barrel)
C	GR2111	-	Seal Kit, Includes: (1)Wear Ring, (1)T-Seal, (2)O-Rings, (1)Wiper, (1)BU Ring, (1) U-Cup Seal

*Item is part of seal kit, item can not be purchased individually.

This page left blank intentionally.

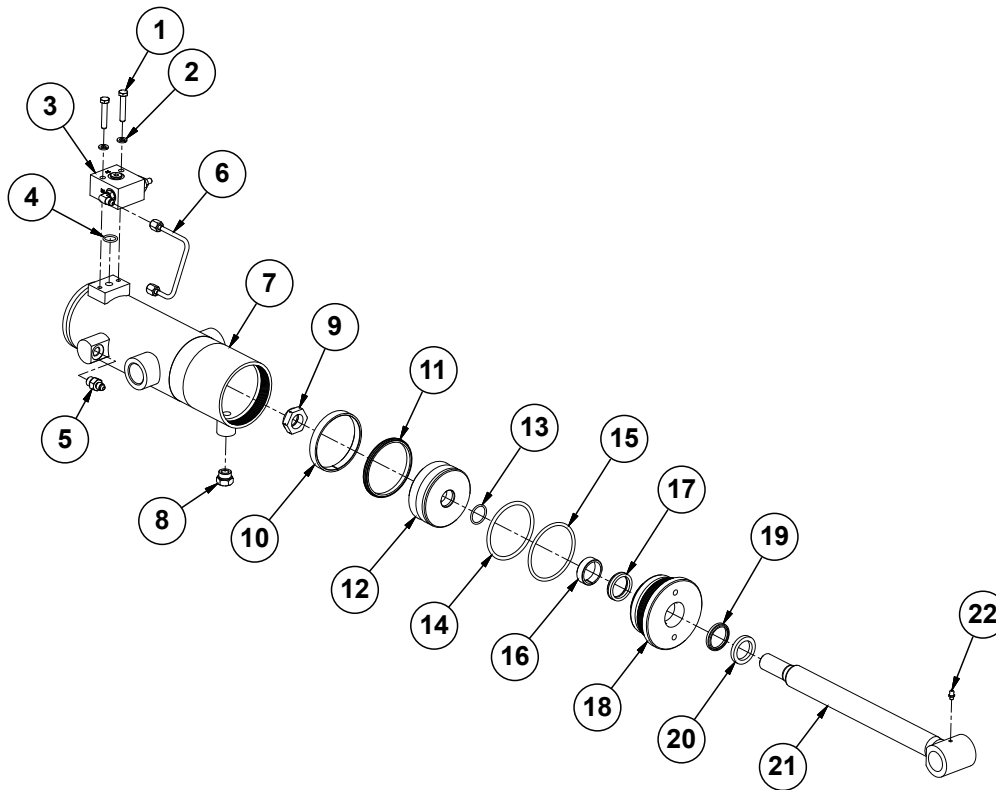
(IP1616)



ITEM	PART NO.	QTY.	DESCRIPTION
1	G304-C-8	4	Cap Nut, 3/4"-16
2	G10643	2	Grease Fitting, 45°, 1/4"-28
3	G6408-06 GR1045	2 -	Plug W/O-Ring, 9/16"-18 O-Ring O-Ring
4	10051601	1	Barrel (Non-Stock Item)
5	GD23382	1	Threaded Cap
6	G10087	1	Hex Jam Nut, 1 1/2"-12, Grade 2
7	*D23388	1	Piston Seal
8	*D23387	1	Wear Ring
9	GD23451	1	Piston
10	*D20990	1	O-Ring, #226
11	GD28798	1	Spacer
12	*D23390	1	BU Ring
13	*D23389	1	O-Ring, #433
14	*D12137	1	Wear Ring
15	*D12264	1	U-Cup
16	GD23450	1	Head Gland
17	*D12121	1	Ring
18	*D12263	1	Wiper
19	GA17346	1	Rod
20	G10052101	1	Hydraulic Steel Line, 1/2"
21	G10052001	1	Hydraulic Steel Line, 1/2"
22	G306-08	2	Lock Nut, 3/4"-16
23	G2704-08	2	Bulkhead Tee, 3/4"-16 JIC
24	G6801-L-08-06	1	Adjustable 90° Elbow, 3/4"-16 x 9/16"-18, Long
25	G6801-08-06 GR1045	1 -	Elbow W/O-Ring, 90°, 3/4"-16 Male JIC To 9/16"-18 O-Ring O-Ring
26	G2700-08	1	Bulkhead Tube Union, 3/4"-16 Male JIC
A	G10051901	-	L.H. Hydraulic Cylinder Complete, 6" x 38 7/8" <i>(Part Number Stamped on Barrel)</i>
B	G10051801	-	R.H. Hydraulic Cylinder Complete, 6" x 38 7/8" <i>(Part Number Stamped on Barrel)</i>
C	GR2142	-	Seal Kit, Includes: (1)Seal, (2)O-Ring, (1)Ring, (2)Wear Ring, (1)Wiper, (1)U-Cup, (1)BU Ring

*Item is part of seal kit, item can not be purchased individually.

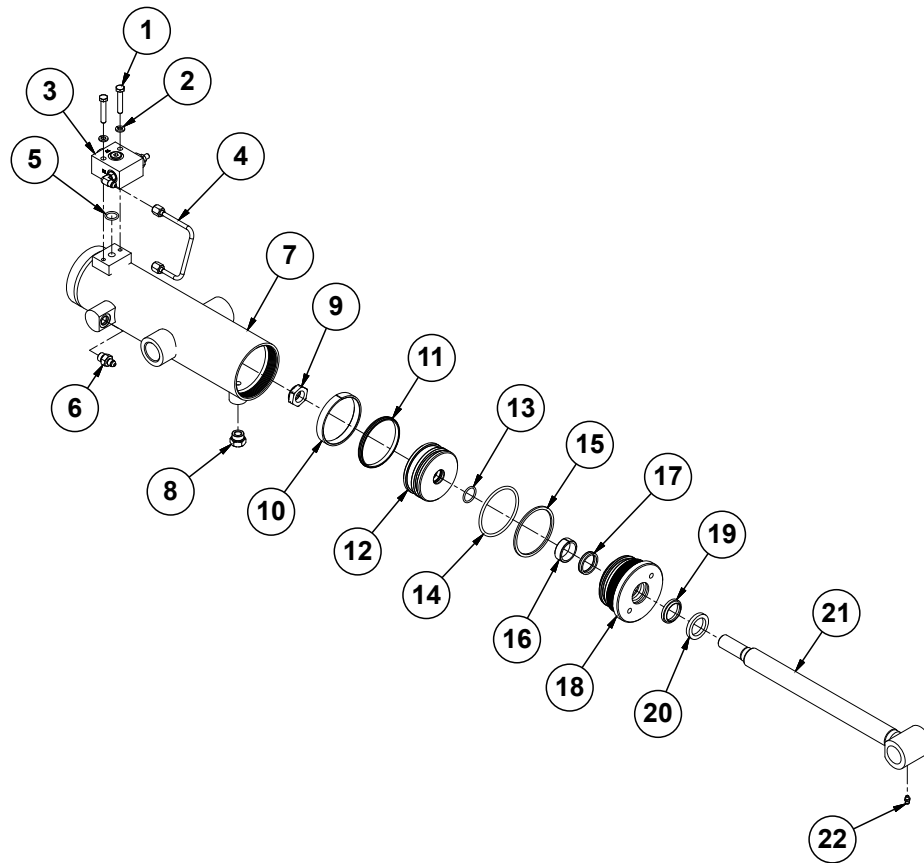
(IP1610)



ITEM	PART NO.	QTY.	DESCRIPTION
1	G11954	2	Hex Head Cap Screw, 5/16"-18 x 1 3/4", Grade 8
2	G10232	2	Lock Washer, 5/16"
3	---	1	See "Wing Cylinder Manifold Block Assembly" on page P232
4	*D12274	1	O-Ring, No. 115
5	G6400-04-06	1	Connector W/O-Ring, 7/16"-20 Male JIC to 9/16"-18 O-Ring
6	G10094601	1	Hydraulic Steel Line, 1/4"
7	10071501	1	Barrel (Non-Stock Item)
8	G6408-08	1	Plug W/O-Ring, 3/4"-16 O-Ring
	GR1037	-	O-Ring
9	GD27235	1	Nylon Lock Nut, 1"-14, Grade 8
10	*10071001	1	Piston Ring
11	GA24796	1	BP Piston Seal
12	GD34646	1	Piston
13	*D29649	1	O-Ring, No. 121
14	*D12270	1	O-Ring, No. 340
15	*D12271	1	BU Ring
16	G10070901	1	Head Gland Wear Ring
17	*D12269	1	U-Cup Seal
18	G10071201	1	Head Gland
19	*D12268	1	Wiper
20	GD12102	1	Ring, 1 1/4"
21	G10070801	1	Rod
22	G10640	1	Grease Fitting, 1/4"-28
A	G10093501	-	Seal Kit, Includes: (4)O-Rings, (1)Wiper, (1)U-Cup, (1)BU Ring, (1)Piston Ring, (1) Piston Seal, (1)Energizer Seal
B	G10071601	-	Hydraulic Cylinder Complete, 3 3/4" x 9.13" (Part Number Stamped on Barrel)

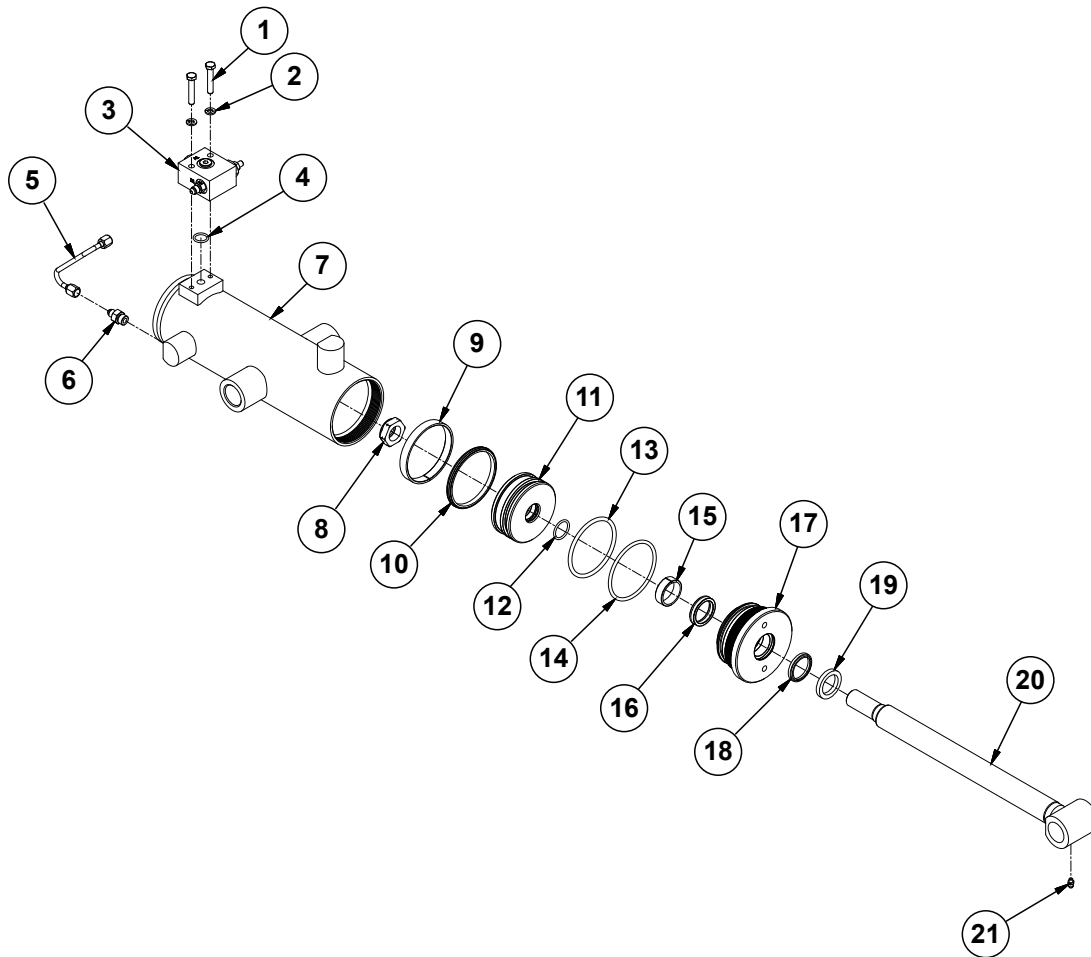
*Item is part of seal kit, item can not be purchased individually.

(IP1611)



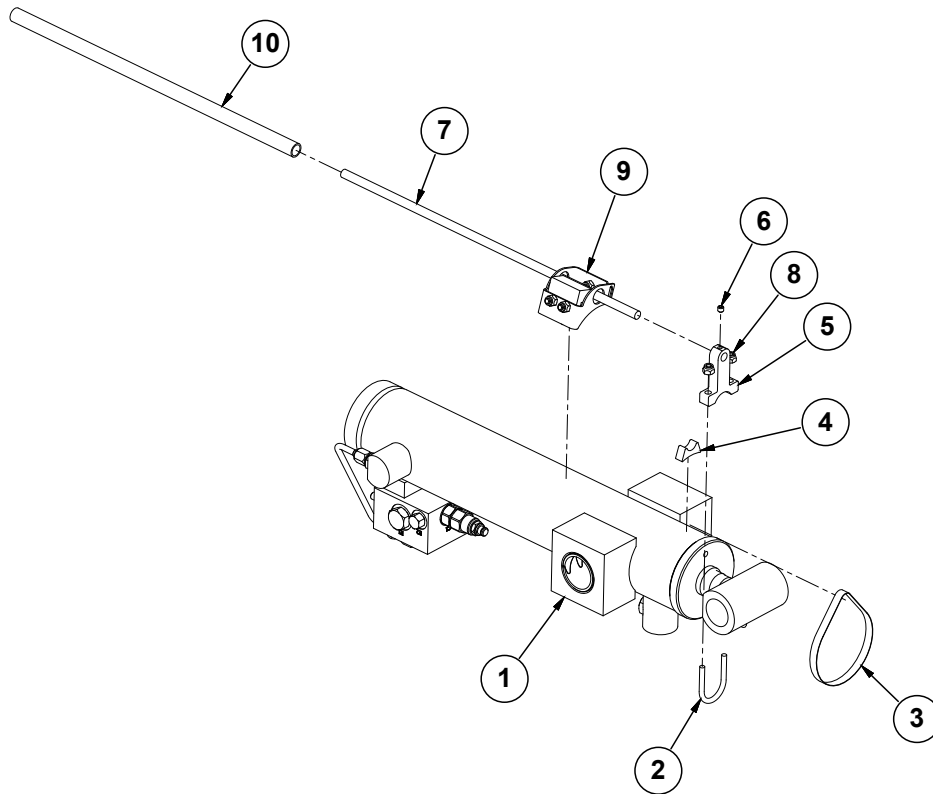
ITEM	PART NO.	QTY.	DESCRIPTION
1	G11954	2	Hex Head Cap Screw, 5/16"-18 x 1 3/4", Grade 8
2	G10232	2	Lock Washer, 5/16"
3	---	1	See "Wing Cylinder Manifold Block Assembly" on page P232
4	G10095701	1	Hydraulic Steel Line, 1/4"
5	*D12274	1	O-Ring, No. 115
6	G6400-04-06	1	Connector W/O-Ring, 7/16"-20 Male JIC to O-Ring
7	G10095201	1	Barrel (Non-Stock Item)
8	G6408-08 GR1037	1 -	Plug W/O-Ring, 3/4"-16 O-Ring O-Ring
9	GD27234	1	Nylon Lock Nut, 7/8"-14, Grade 8
10	*10089101	1	Piston Ring
11	*A26168	1	BP Piston Seal
12	G10089201	1	Piston
13	*D30399	1	O-Ring, No.119
14	*D12231	1	O-Ring, No. 338
15	*D12232	1	BU Ring
16	G10088901	1	Wear Ring
17	*D12251	1	U-Cup
18	G10089001	1	Head Gland
19	*D12210	1	Wiper
20	GD12102	1	Ring
21	G10095401	1	Rod
22	G10640	1	Grease Fitting, 1/4"-28
A	G10089301	-	Hydraulic Cylinder Complete, 3 1/2" x 9.88" (Part Number Stamped on Barrel)
B	G10093401	-	Seal Kit, Includes: (2)Piston Rings, (1)Piston Seal, (1)Energizer Seal, (3)O-Rings, (1)BU Ring, (1)U-Cup, (1)Wiper

(IP1621)



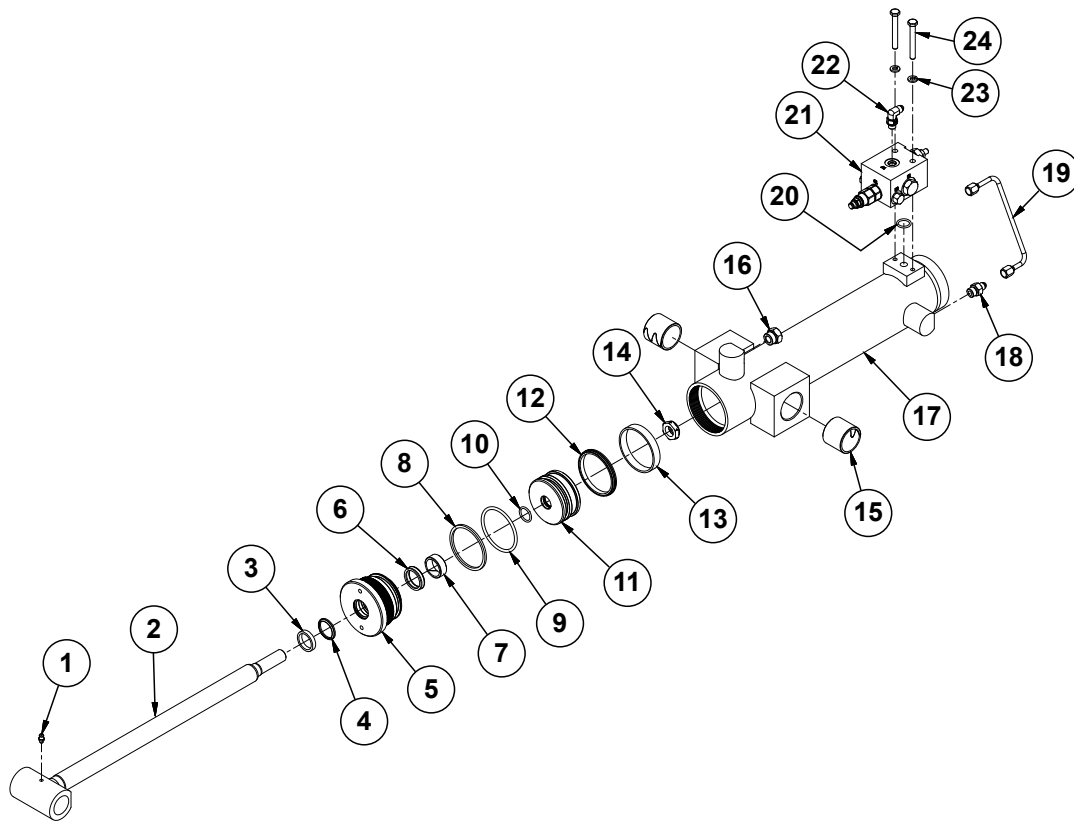
ITEM	PART NO.	QTY.	DESCRIPTION
1	G11954	2	Hex Head Cap Screw, 5/16"-18 x 1 3/4", Grade 8
2	G10232	2	Lock Washer, 5/16"
3	---	1	See "Wing Cylinder Manifold Block Assembly" on page P232
4	*D12274	1	O-Ring, No. 115
5	G10037501	1	Hydraulic Steel Line, 1/4"
6	G6400-04-06	1	Connector W/O-Ring, 7/16"-20 Male JIC to O-Ring
7	G10036201	1	Barrel (Non-Stock Item)
8	GD27235	1	Nylon Lock Nut, 1"-14, Grade 8
9	*10071001	1	Piston Ring
10	GA24796	1	BP Piston Seal
11	GD34646	1	Piston
12	*D29649	1	O-Ring, No. 215
13	*D12270	1	O-Ring, No. 340
14	*D12271	1	BU Ring
15	*10070901	1	Head Gland Wear Ring
16	*D12269	1	U-Cup Seal
17	G10071201	1	Head Gland
18	*D12268	1	Wiper
19	GD12102	1	Ring
20	G10095801	1	Rod
21	G10640	1	Grease Fitting, 1/4"-28
A	G10036301	-	Hydraulic Cylinder Complete, 3 3/4" x 9.25" (Part Number Stamped on Barrel)
B	G10093501	-	Seal Kit, Includes: (4)O-Rings, (1)Wiper (1)U-Cup, (1)BU Ring, (1)Piston Seal, (1)Piston Rings, (1)Wear Ring

(IP1614)



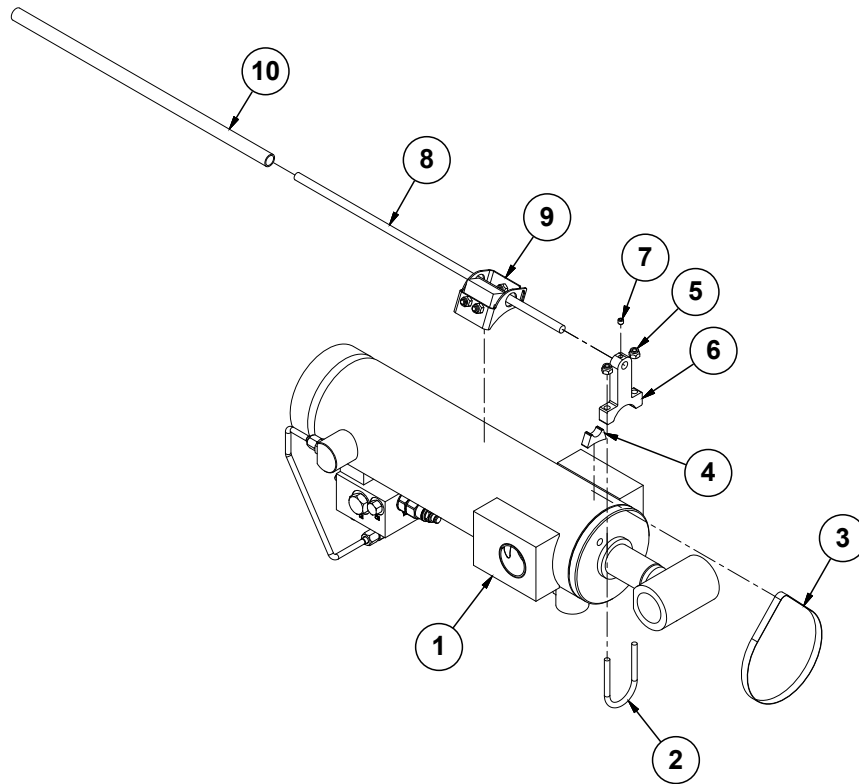
ITEM	PART NO.	QTY.	DESCRIPTION
1	---	1	See "Master Cylinder (Center), 12 Row" on page P207
2	GD19131	1	U-Bolt, 2" x 1 1/8" x 1/4"-20
3	G10051001	1	Bolt Clamp, 4" to 7 1/4"
4	G10103101	1	Cylinder Tube Spacer
5	G10103301	1	Cylinder Rod Bracket
6	G11277	1	Hex Socket Set Screw, 1/4"-20 x 1/4"
7	GD5175-34	1	Rod, 3/8" Diameter x 17"
8	G11320	2	Lock Nut, 1/4"-20, Grade B
9	---	1	See "Implement Switch Assembly" on page P215
10	G10095102	1	Tube, 5/8" O.D. x 1/2" I.D. x 16 1/4"
A	G10103201	-	Hydraulic Cylinder Complete, 3" x 13 1/2" W/Guide (Part Number Stamped on Barrel)

(IP1613)



ITEM	PART NO.	QTY.	DESCRIPTION
1	G10640	1	Grease Fitting, 1/4"-28
2	G10073201	1	Rod
3	GD19662	1	Ring
4	*D19251	1	Wiper
5	G10073501	1	Gland
6	*D19250	1	U-Cup
7	G10130801	1	Wear Ring
8	*D12203	1	BU Ring
9	*D12202	1	O-Ring, No. 334
10	G10130901	1	O-Ring, No. 117
11	G10073401	1	Piston, 3"
12	GA24016	1	BP Piston Seal
13	GD12047	1	Wear Ring
14	GD27233	1	Nylon Lock Nut, 3/4"-16, Grade 8
15	G10046401	2	Spring Bushing, 1 1/4" x 1 1/2"
16	G6408-08	1	Plug W/O-Ring, 3/4"-16 O-Ring
	GR1037	-	O-Ring
17	G10126701	1	Barrel (Non-Stock)
18	G6400-04-06	1	Connector W/O-Ring, 7/16"-20 Male JIC to 1/16"-18 O-Ring
19	G10073701	1	Hydraulic Cylinder Pressure Line
20	GD12274	1	O-Ring, No. 115
21	---	1	See "Master Cylinder Manifold Assembly" on page P234
22	G6801-04-04	1	90° Adjustable Elbow, 7/16"-20
23	G10232	2	Lock Washer, 5/16"
24	G11952	2	Hex Head Cap Screw, 5/16"-18 x 2 1/2", Grade 8
A	G10073101	-	Hydraulic Cylinder Complete, 3" x 13 1/2" (Part Number Stamped on Barrel)
B	G10948301	-	Seal Kit, Includes: (2)Piston Ring, (1)Energizer Seal, (1)Piston Seal, (3) Piston Seal, (1)Wiper, (1)U-Cup, (1)BU Ring

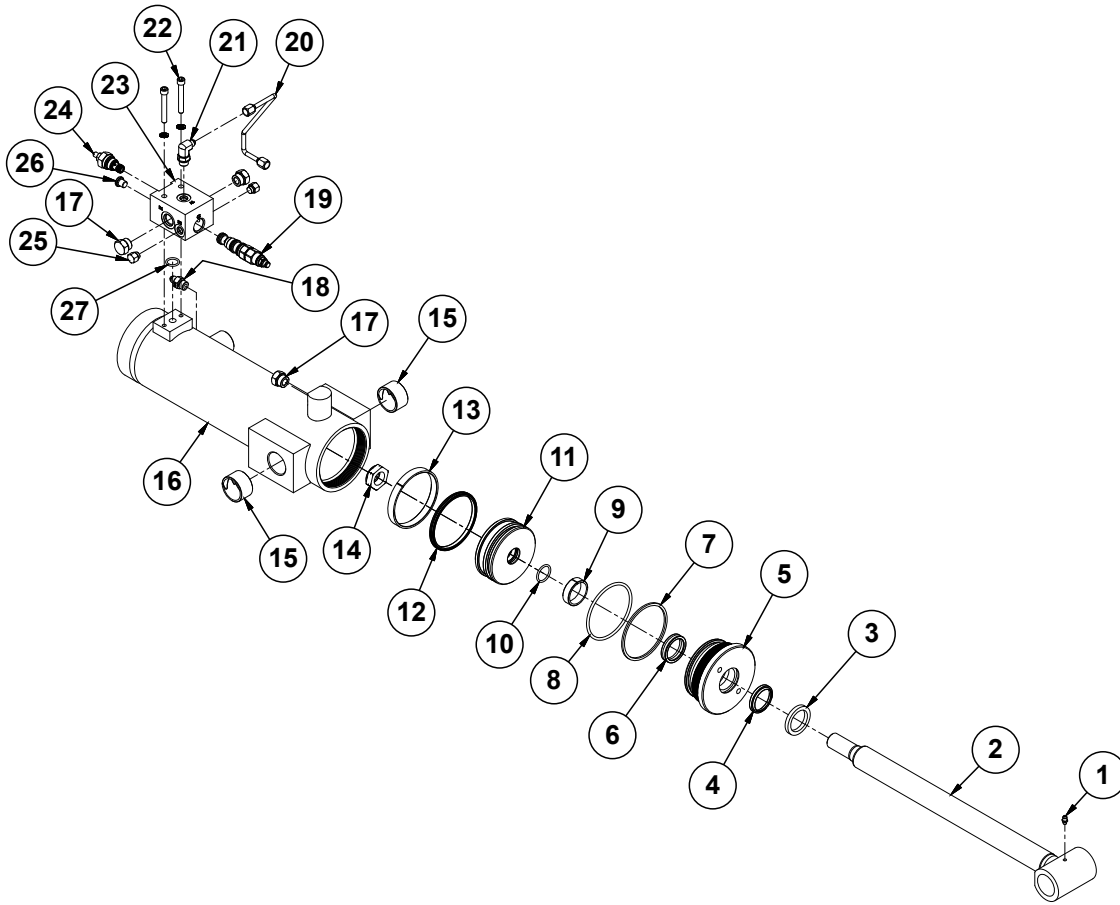
(IP1602)



ITEM	PART NO.	QTY.	DESCRIPTION
1	---	1	See "Master Cylinder (Center), 16 Row" on page P209
2	GD26274	1	U-Bolt, 1½" x ¼"-20
3	G10051001	1	Bolt Clamp, 4" to 7¼"
4	G10099101	1	Cylinder Tube Spacer
5	G11320	2	Lock Nut, ¼"-20, Grade B
6	G10099001	1	Cylinder Rod Bracket
7	G11277	1	Hex Socket Set Screw, ¼"-20 x ¼"
8	GD5175-34	1	Rod, ⅜" Diameter x 17"
9	---	1	See "Implement Switch Assembly" on page P215
10	G10095102	1	Tube, ⅝" O.D. x ½" I.D. x 16¼"
A	G10061701	-	Hydraulic Cylinder Complete, 4" x 12" W/Guide (Part Number Stamped on Barrel)

***This is used on 16R30 machines only.**

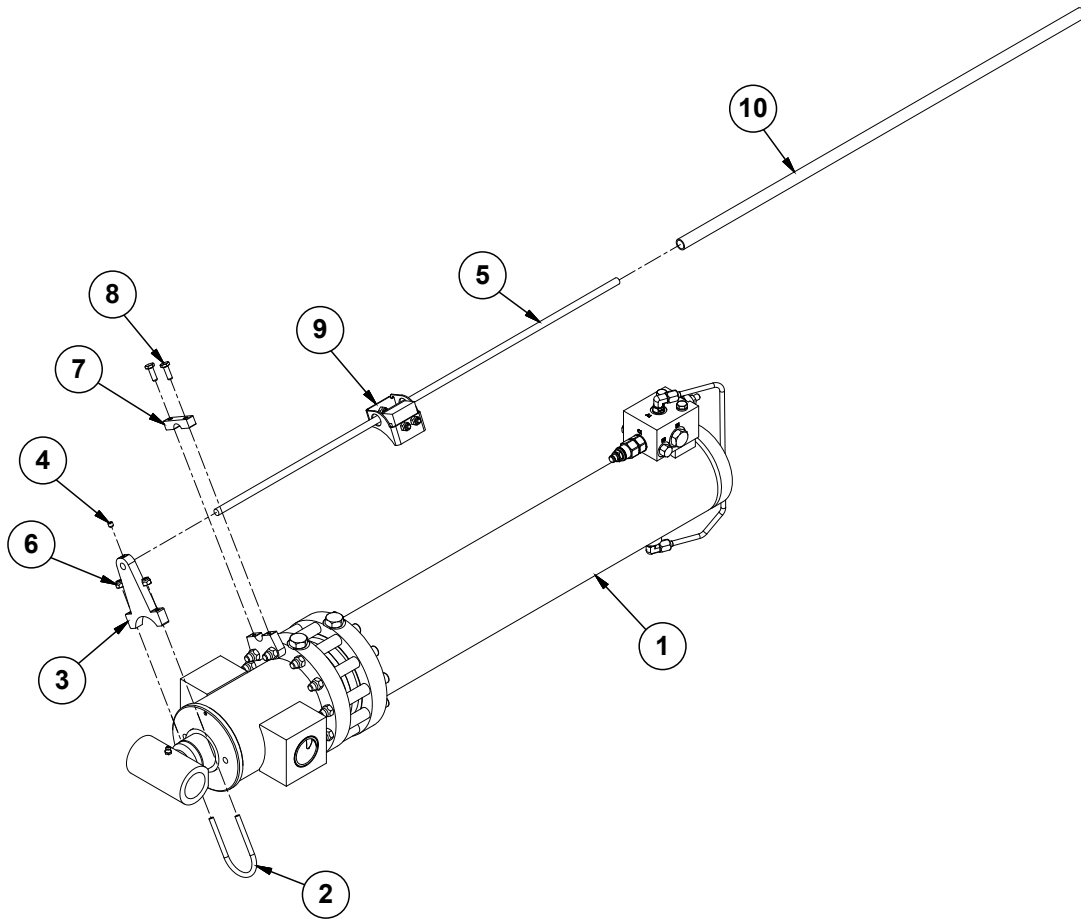
(IP1601)



ITEM	PART NO.	QTY.	DESCRIPTION
1	G10640	1	Grease Fitting, 1/4"-28
2	G10098601	1	Rod
3	GD12103	1	Ring
4	*D12206	1	Wiper, 1 1/2"
5	G10055601	1	Gland
6	*D12252	1	U-Cup
7	GD12222	1	BU Ring
8	GD12221	1	O-Ring, No. 342
9	G10058701	1	Wear Ring
10	*D29649	1	O-Ring, No. 215
11	G10055001	1	Piston
12	GA24037	1	BP Piston Seal
13	G10058801	1	Piston Wear Ring
14	GD27235	1	Nylon Lock Nut, 1"-14, Grade 8
15	G10124801	2	Bushing Spring, 1 1/2" I.D. x 1" Wide
16	G10058601	1	Barrel (Non-Stock Item)
17	G6408-08	3	Plug W/O-Ring, 3/4"-16 O-Ring
	GR1037	-	O-Ring
18	G6400-04-06	1	Connector W/O-Ring, 7/16"-20 Male JIC to 9/16"-18 O-Ring
19	GA20697	1	Counterbalance Valve
20	G10055501	1	Hydraulic Steel Line, 1/4"
21	G6801-04-04	1	90° Adjustable Elbow, 7/16"-20
22	G11952	2	Hex Head Cap Screw, 5/16"-18 x 2 1/2", Grade 8
	G10232	2	Lock Washer, 5/16"
23	GD34633	1	Manifold Block
24	GD33361	1	Direct Acting Inverse Relief Valve
25	G6408-04	2	Plug W/O-Ring, 7/16"-20 O-Ring
	GR1465	-	O-Ring
26	G6408-H04-0	1	Hex Socket Head Plug, 7/16"-20
27	GD12274	1	O-Ring, No. 115
A	G10058501	-	Hydraulic Cylinder Complete, 4" x 12" (<i>Part Number Stamped on Barrel</i>)
B	G10093601	-	Seal Kit, Includes: (2)Piston Ring, (1)Energizer Seal, (1)Piston Seal, (3) Piston Seal, (1)Wiper, (1)U-Cup, (1)BU Ring

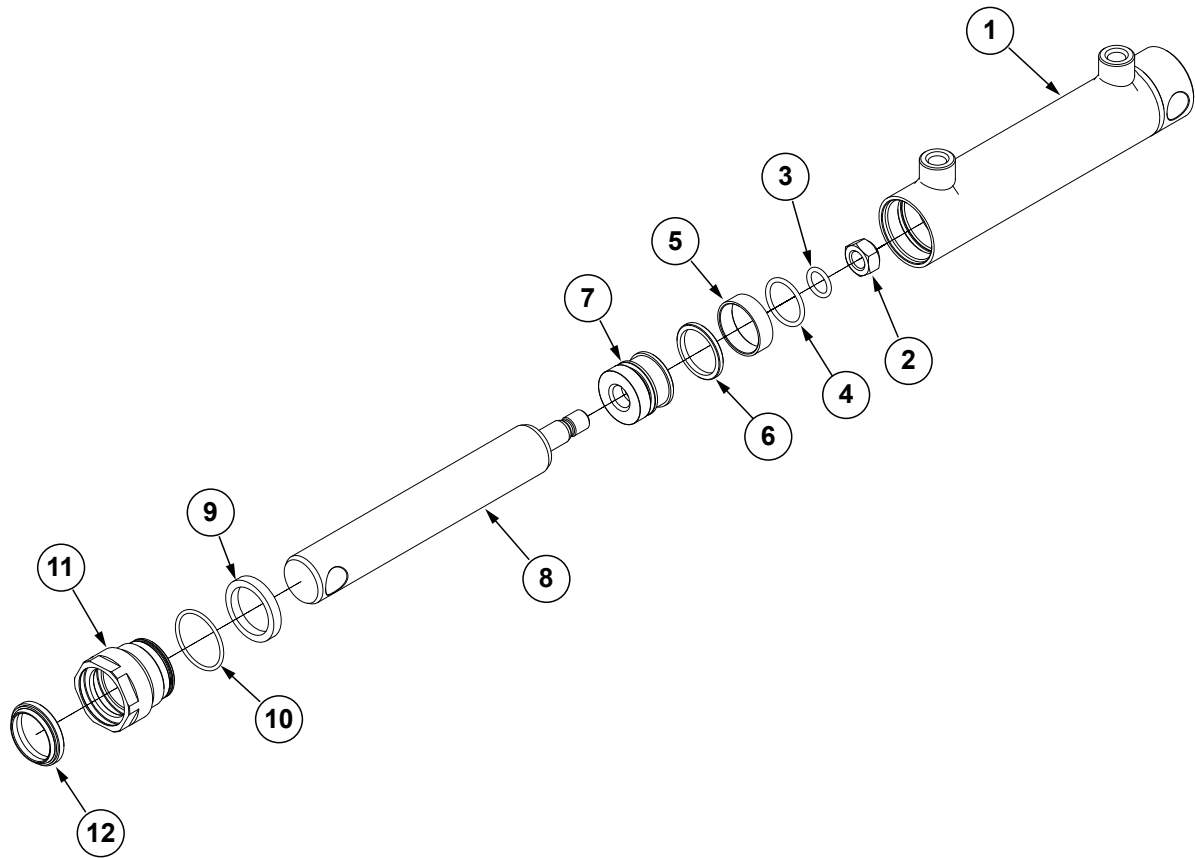
*Item is part of seal kit, item can not be purchased individually.

(IP1619)



ITEM	PART NO.	QTY.	DESCRIPTION
1	---	1	See "Master Cylinder (Center), 24 Row" on page P213
2	GD26672	1	U-Bolt, 2" Diameter, 1/4"-20
3	G10048701	1	Cylinder Rod Bracket
4	G11277	1	Hex Socket Set Screw, 1/4"-20 x 1/4"
5	GD5175-33	1	Rod, 3/8" Diameter x 30"
6	G11320	2	Lock Nut, 1/4"-20, Grade B
7	G10049101	1	Cylinder Rod Bracket
8	G10064	2	Hex Head Cap Screw, 1/4"-20 x 1"
9	---	1	See "Implement Switch Assembly" on page P215
10	G10095101	1	Tube, 5/8" O.D. x 1/2" I.D. x 30"
A	G10047201	-	Hydraulic Cylinder Complete, 4 1/4" x 23.776", R.H. (Part Number Stamped on Barrel)

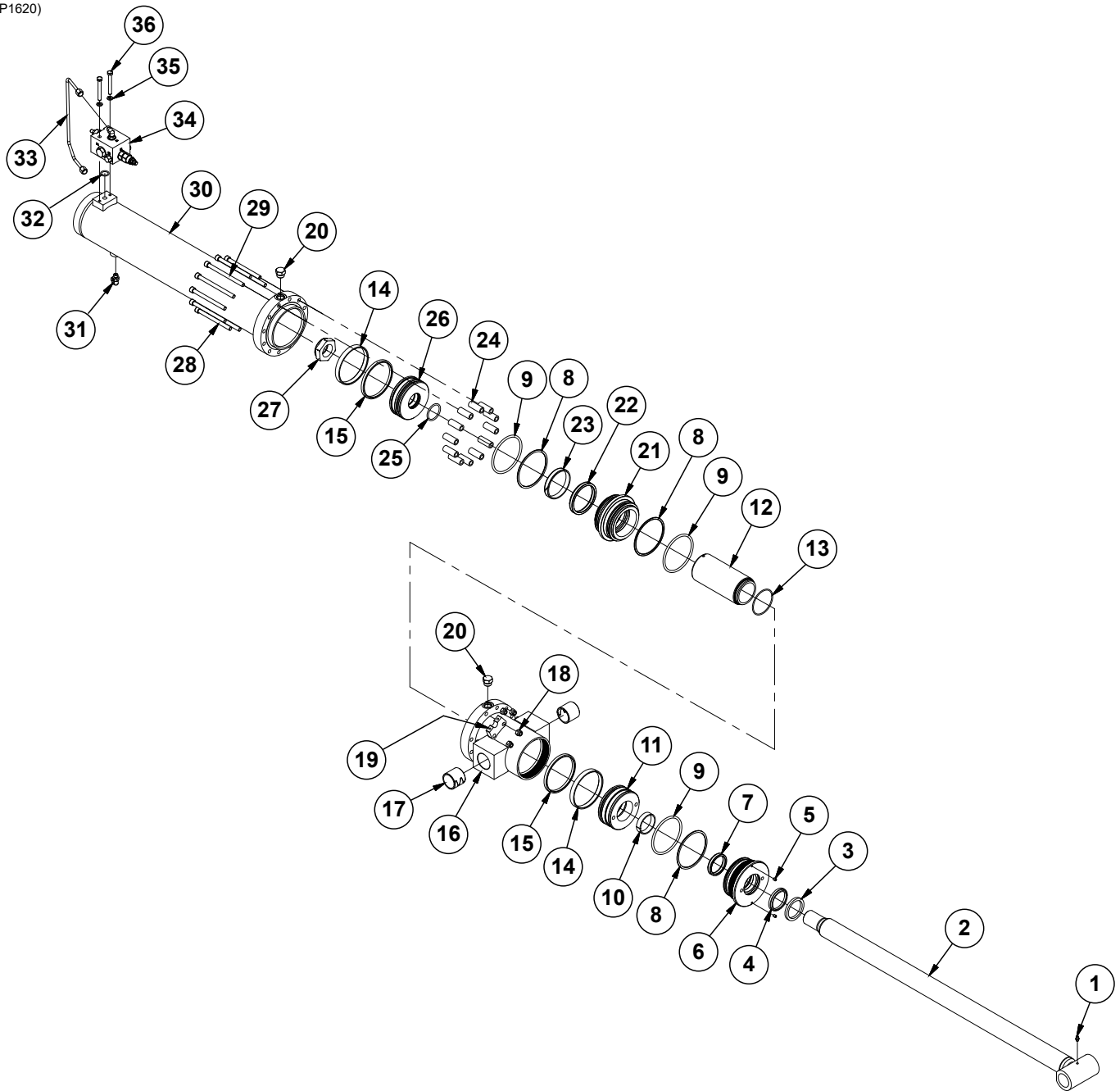
(IP1531)



ITEM	PART NO.	QTY.	DESCRIPTION
1	R2282	1	Barrell (Non-Stock Item)
2	*R2309	1	Piston Nut
3	*R2303	1	O-Ring
4	*R2300	1	Piston O-Ring
5	*R2302	1	Wear Band
6	*R2301	1	Piston Seal
7	*R2308	1	Piston
8	*R2281	1	Cylinder Rod
9	*R2305	1	Rod Seal
10	*R2304	1	O-Ring
11	*R2283	1	Head Gland
12	*R2307	1	Wiper
A	GA25261	-	Cylinder Complete, 1¼" x 4¼" (Part Number Stamped on Barrel)
B	GR2362	-	Piston Rod and Seals Assembly, Includes Items 2-8
C	GR2363	-	Head Gland and Seals Assembly, Includes Items 9-12

* Item is part of sub-assembly, item can not be purchased individually.

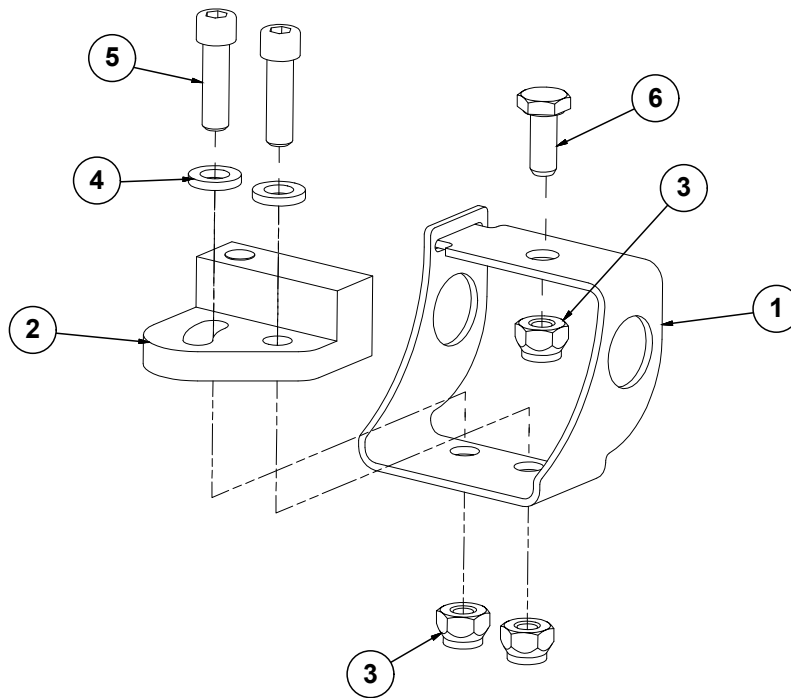
(IP1620)



ITEM	PART NO.	QTY.	DESCRIPTION
1	G10640	1	Grease Fitting, 1/4"-28
2	G10045701	1	Rod, 2"
3	GD12106	1	Ring
4	*D12240	1	Wiper, 2"
5	G10076701	2	Hex Set Screw, 1/4"-20 x 5/16"
6	G10076601	1	Gland
7	*D12255	1	U-Cup
8	*D12219	3	BU Ring
9	*D12216	3	O-Ring, No. 344
10	*D21469	1	Wear Ring
11	G10043301	1	Piston, 4 1/4"
12	G10043101	1	Cylinder Sleeve, 4 1/4"
13	*10044501	1	O-Ring, No. 147
14	*D12003	2	Wear Ring
15	*A26334	2	BP Piston Seal Assembly
16	10046101	1	Barrel (Non-Stock Item)
17	G10046401	2	Spring Bushing, 1 1/4" x 1 1/2"
18	G10901	12	Lock Nut, 3/8"-16
19	G10046601	1	Cylinder Rod Bracket
20	G6408-08	2	Plug W/O-Ring, 3/4"-16 O-Ring
	GR1037	-	O-Ring
21	G10042901	1	Middle Gland
22	*D36215	1	U-Cup
23	*D36212	1	Nylon Wear Ring
24	G10046301	12	Cylinder Sleeve
25	*D30432	1	O-Ring, No. 223
26	G10043001	1	Piston, 4 1/4"
27	GD27238	1	Nylon Lock Nut, 1 1/2"-12, Grade 8
28	G10044901	10	Hex Socket Head Cap Screw, 3/8"-16 x 4 1/2", Grade 8
29	G10044801	2	Hex Socket Head Cap Screw, 3/8"-16 x 5", Grade 8
30	10042401	1	Barrel (Non-Stock Item)
31	G6801-04-04	1	90° Adjustable Elbow, 7/16"-20
32	*D12274	1	O-Ring, No. 115
33	G10042801	1	Hydraulic Steel Line, 1/4"
34	---	1	See "Master Cylinder Manifold Assembly" on page P234
35	G10232	2	Lock Washer, 5/16"
36	G11952	2	Hex Head Cap Screw, 5/16"-18 x 2 1/2", Grade 8
A	G10042501	-	Hydraulic Cylinder Complete, 4 1/4" x 23.776" <i>(Part Number Stamped on Barrel)</i>
B	G10094501	-	Seal Kit, Includes: (1)Wiper, (2)U-Cup, (6)O-Ring, (1)BU Ring, (4)Wear Ring, (2)Piston Seal

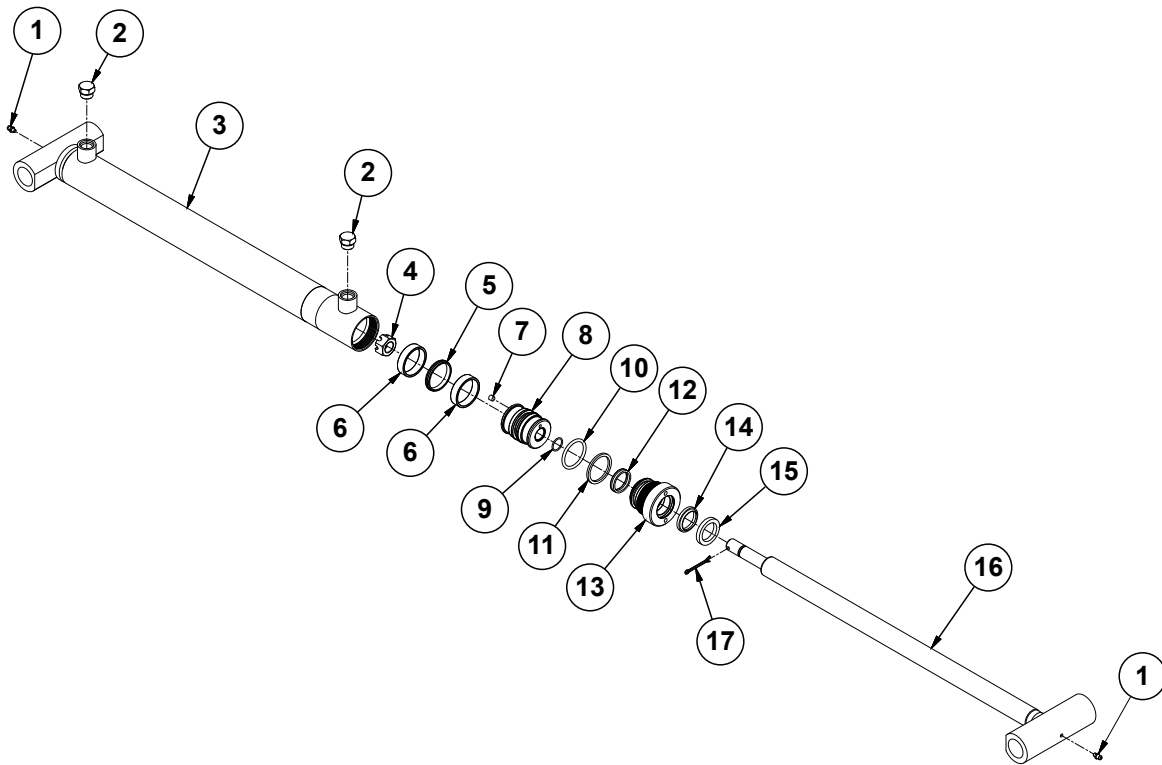
*Item is part of seal kit, item can not be purchased individually.

(10049301)



ITEM	PART NO.	QTY.	DESCRIPTION
1	G10049201	1	Implement Switch Bracket
2	GA18353	1	Position Switch Magnetic Reed
3	G11320	3	Lock Nut, 1/4"-20, Grade B
4	G11328	2	Washer, 1/4"
5	G10252	2	Hex Socket Head Cap Screw, 1/4"-20 x 7/8", Grade 8
6	G10020	1	Hex Head Cap Screw, 1/4"-20 x 5/8"
7	G10203604	1	Implement Switch Extension Harness, 61"

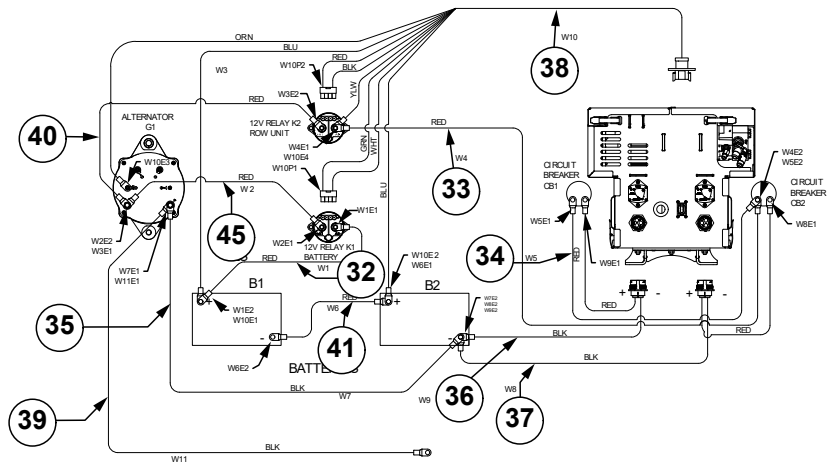
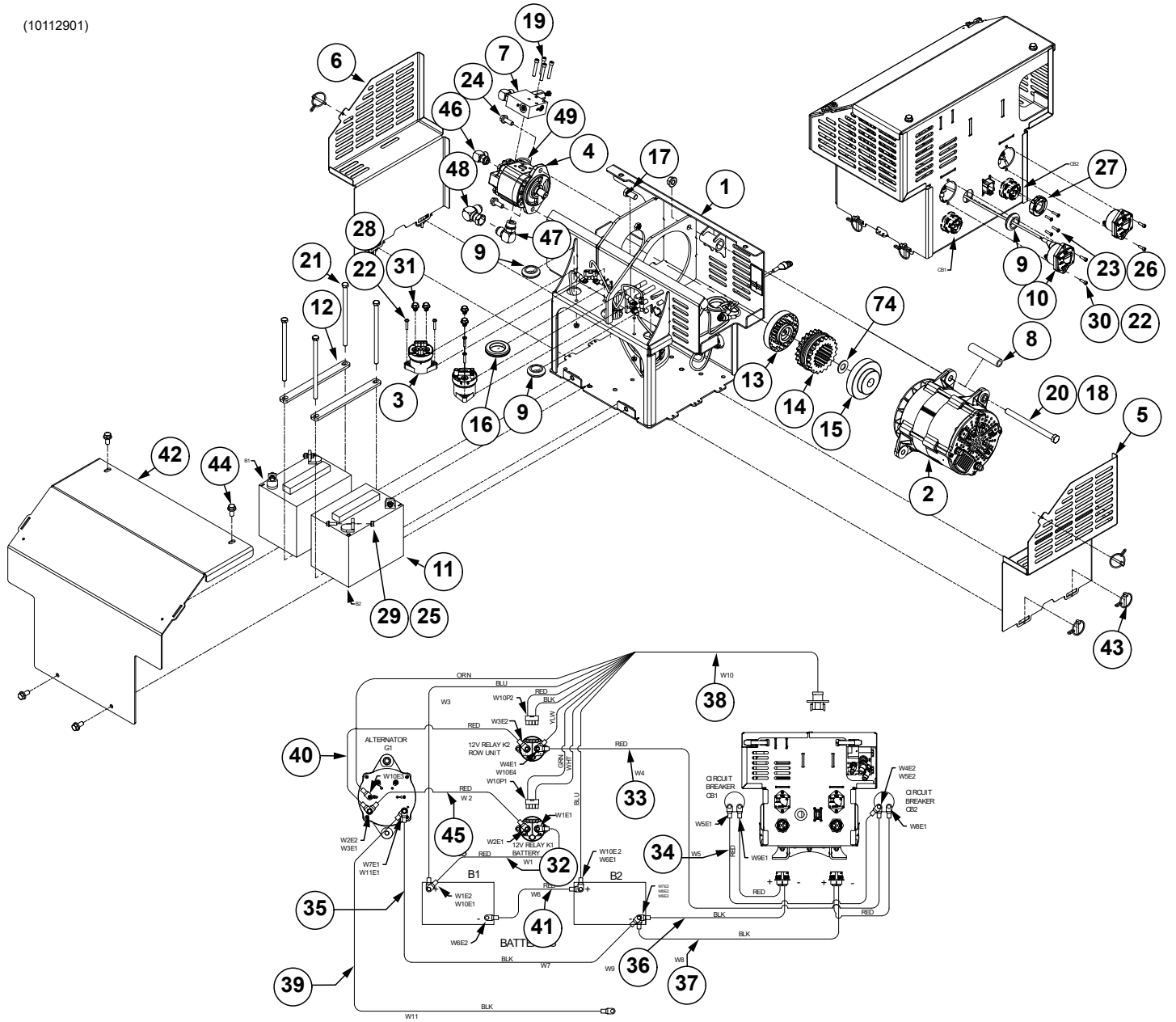
(IP1609)



ITEM	PART NO.	QTY.	DESCRIPTION
1	G10779	2	Grease Fitting, 90°, ¼"-28, 12 Row and 16 Row
	G10640	2	Grease Fitting, ¼"-28, 24 Row
2	G6408-08	2	Plug W/O-Ring, ¾"-16 O-Ring
	GR1037	-	O-Ring
3	A17326	1	Barrel (Non-Stock Item), 12 Row and 16 Row
	A17348	1	Barrel (Non-Stock Item), 24 Row
4	G11897	1	Hex Nut, ¾"-16, Grade 5
5	*A26166	1	BP Piston Seal, 2"
6	*D12150	2	Wear Ring
7	GD29315	1	Flow Restrictor Orifice, .015" Diameter
8	G10057101	1	Piston W/Bleed, 2"
9	*D12237	1	O-Ring, No. 018
10	*D12235	1	O-Ring, No. 326
11	*D12236	1	Back-Up Ring
12	*D12251	1	U-Cup
13	GD17080	1	Gland
14	*D12210	1	Wiper
15	GD12102	1	Ring
16	GA17328	1	Rod, 12 Row and 16 Row
	GA17350	1	Rod, 24 Row
17	G10827	1	Cotter Pin, ⅛" x 1¾"
A	G10259401	-	Hydraulic Cylinder Complete, 2" x 12" (<i>Part Number Stamped on Barrel</i>), 12 Row and 16 Row
B	G10057201	-	Hydraulic Cylinder Complete, 2" x 20" (<i>Part Number Stamped on Barrel</i>), 24 Row
C	GR2112	-	Seal Kit, Includes, (1)Wear Ring, (2)O-Ring, (1)BP Piston Seal, (1)BU Ring, (1)U-Cup, (1)Wiper

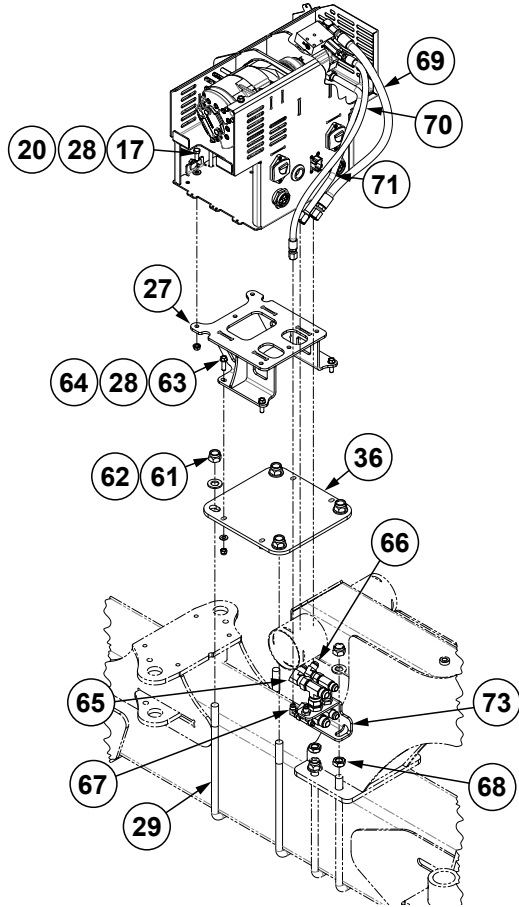
*Item is part of seal kit, item can not be purchased individually.

(10112901)

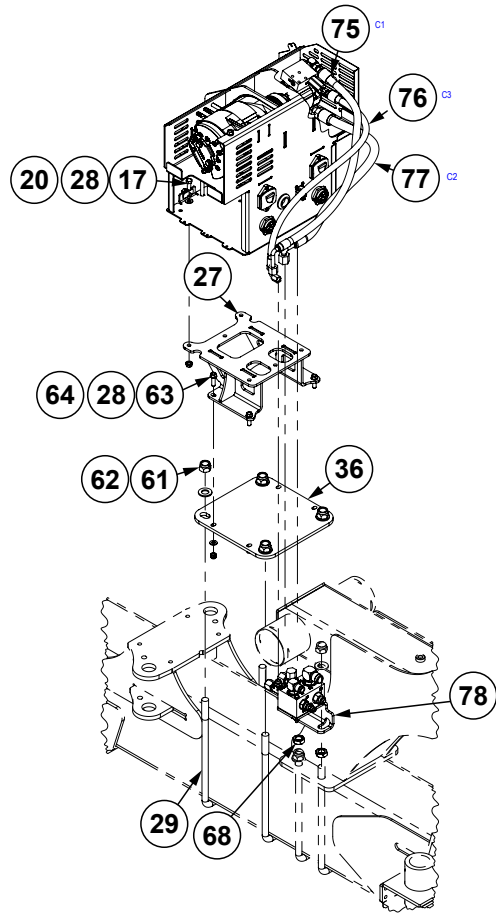


COMPONENT HOOKUP CHART							
ITEMS	REF DES	FROM	USED W/ ITEM	TO	USED W/ ITEM	COLOR	FUNCTION
32	W1	B1+	E2	K1A2-	E1	RED	PWR
45	W2	K1A1+	E1	GB1+	E2	RED	PWR
40	W3	GB1+	E1	K2A1+	E2	RED	PWR
33	W4	K2A2-	E1	CB2 LINE	E2	RED	PWR
34	W5	CB1 LINE	E1	CB2 LINE	E2	BLK	PWR
41	W6	B2+	E1	B1-	E2	RED	PWR
35	W7	B2-	E2	GB2-	E1	BLK	GND
37	W8	PAN	J1	CB2 LOAD	E1	RED	PWR
				B2-	E2	BLK	GND
36	W9	PAN	J1	CB1 LOAD	E1	RED	PWR
				B2-	E2	BLK	GND
				K2	P2	RED-BLK	RU PWR RELAY (PWR&GND)
				AC	E3	BRN	ALTERNATOR SENSE FREQ
				K2A2-	E4	YLV	RU PWR FEEDBACK
38	W10	PAN	J1	K1	P1	GRN-WHT	BATTERY PACK RELAY (PWR&GND)
				B1+	E2	BLU	BATTERY #2 VOLTAGE MONITOR
				B2+	E1	ORN	BATTERY #1 VOLTAGE MONITOR
39	W11	GB2-	E2	NC	E1	BLK	PLANTER GROUND

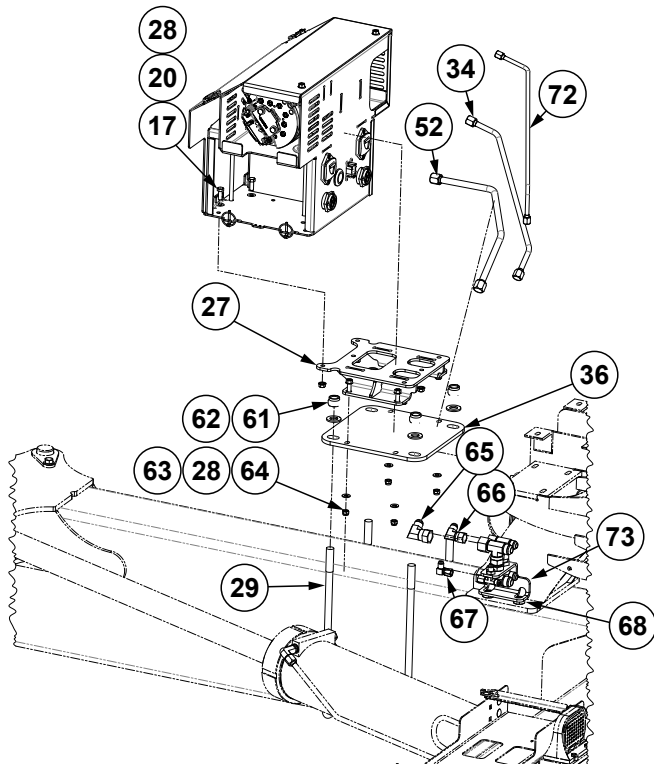
12 Row and 16 Row - 2024 Production



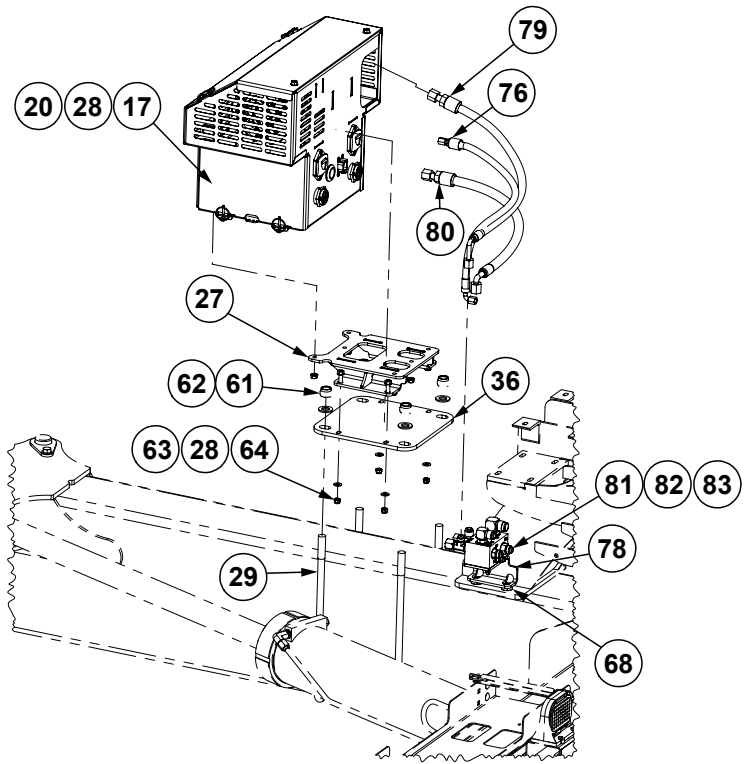
12 Row and 16 Row - 2025 Production and On



24 Row - 2024 Production



24 Row - 2025 Production and On



Continued on following pages.

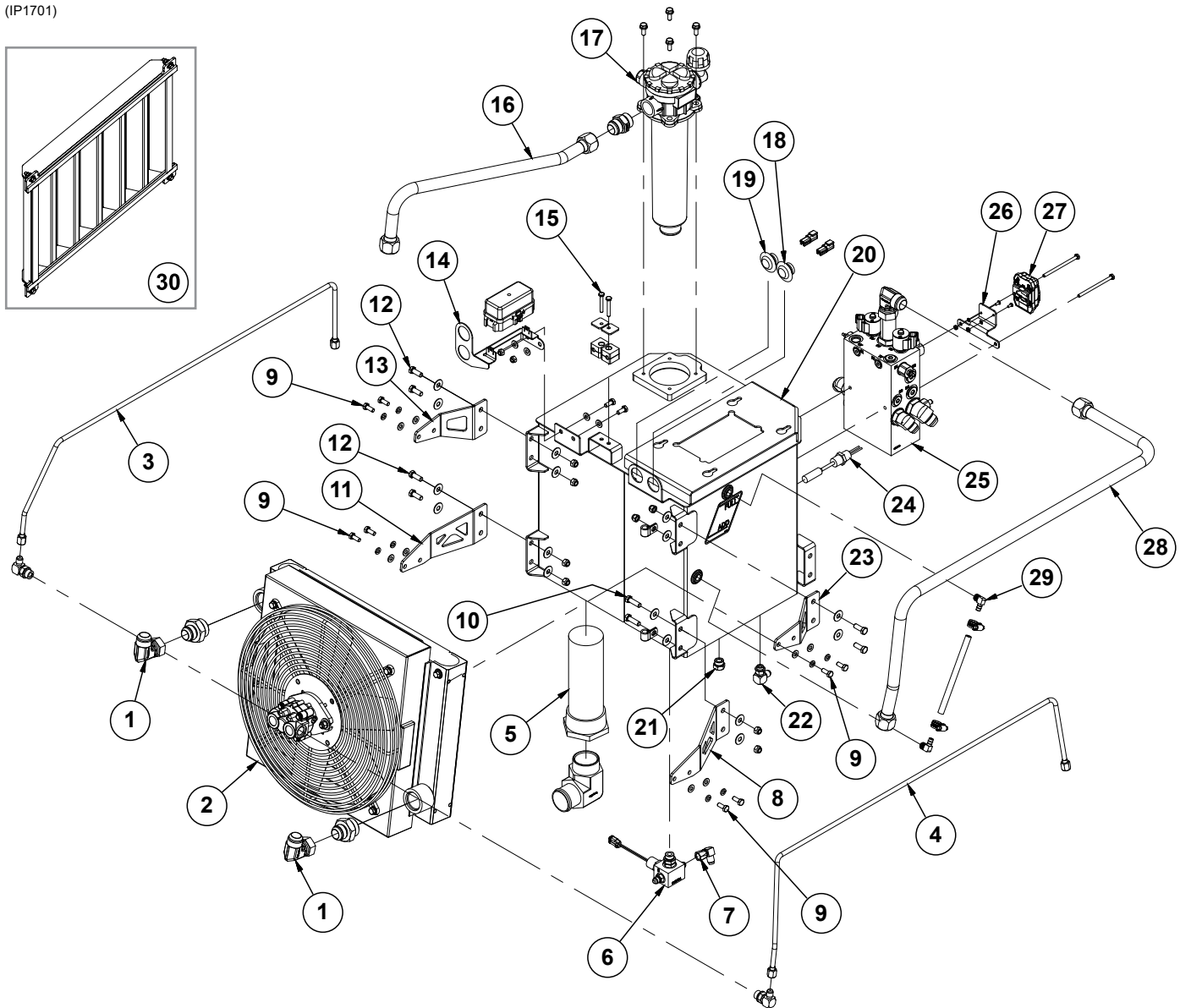
ITEM	PART NO.	QTY.	DESCRIPTION
1	G10416001	1	Battery Box
2	*A26673	1	Alternator, Style A (Manufactured by Dixie)
	**GA19301	-	Alternator, Style B (Manufactured by Prestolite)
3	G10584701	2	Contactator
4	G10169501 GR2382	1	Hydraulic Motor Seal Kit
5	GD36822	1	Battery Box Vent
6	GD36821	1	Battery Box Vent
7	---	1	See "Power Pack Hydraulic Motor Valve Block" on page P232
8	G10318901	1	Sleeve, ¾" x 3.85"
9	GD22200	3	Grommet, 1"
10	GD28354	2	Circuit Breaker, 100 Amp Panel Mount
11	GD28363	2	Battery, 12 Volt
12	G10114001	2	Battery Strap
13	GD36680	1	Half Coupler
14	GD36681	1	Sleeve W/Retaining Ring
15	GD36682	1	Half Coupler
16	GR2126	2	1½" Push-In Grommet
17	G10001	-	Hex Head Cap Screw, ⅜"-16 x 1"
18	G10071	1	Serrated Flange Nut, ½"-13
19	G11418	4	Hex Socket Head Cap Screw, ¼" x 1½"
20	G10622	-	Serrated Flange Nut, ⅜"-16
21	G10954	4	Hex Head Cap Screw, ⅜"-16 x 7"
22	G10992	8	Serrated Flange Nut, No. 10-24
23	G11067	4	Phillips Pan Head Machine Screw, No. 8-32 x ¾", Stainless Steel
24	G11124	2	Hex Serrated Flange Cap Screw, ⅜"-16 x 1"
25	G11166	4	Hex Socket Flange Cap Screw, ¼"-20 x ¾"
26	G11202	4	Lock Nut W/Nylon Insert, No. 8-32, Stainless Steel
27	G10025801 GA26681	---	Base Mount, 12 Row and 16 Row Base Mount, 24 Row
28	G11387	-	Flat Washer, ⅜" SAE
29	GD25235	2	U-Bolt, 8" x 14" x ¾"-10, 12 Row and 16 Row
	GD25499	2	U-Bolt, 8" x 16" x ¾"-10, 24 Row
30	G11588	4	Hex Socket Head Cap Screw, No. 10-24 x ⅝"
31	G12219-12	4	Hex Serrated Flange Cap Screw, M8-1.25 x 12
32	GA26683	1	Red Cable, 4 Gauge x 15"
33	GA26684	1	Red Cable, 4 Gauge x 28"
34	G10128901	-	Hydraulic Steel Line, ½"
35	G10105	4	Hex Nut, ¾"-10
36	GD27019	1	Power Pack Mount
37	GA26688	1	Row Unit Battery Box Harness, Power 2
38	G10600701	1	Compact Power Pack Sensor Harness
39	G10179206	1	Cable, 4 Gauge, Black (⅝" Ring - ⅜" Ring) x 54", Style A
	G10477101		Cable, 4 Gauge, Black (⅜" Ring x ⅜" Ring) x 42", Style B
40	GA25023	1	Cable, 4GA, ⅝" to ⅜"
41	GA25993	1	Cable, 4GA x 14"
42	GD36820	1	Battery Box Cover
43	G10439801	6	Pin W/Chain
44	G11123	4	Hex Serrated Flange Cap Screw, ⅜"-16 x ¾"

ITEM	PART NO.	QTY.	DESCRIPTION
45	GA26926	1	Cable, 4GA Red/Cover x 32"
46	G6801-06 GR1045	1 -	Elbow W/O-Ring, 90°, 1/16"-18 Male JIC To O-Ring O-Ring
47	G6801-10 GR1466	1	Elbow W/O-Ring, 90°, 7/8"-14 Male JIC To O-Ring O-Ring
48	G6500-10	1	Swivel Elbow, 90°, 7/8"-14 Male JIC To Female
49	GD30262	1	O-Ring, No. 213
50	GD25007	1	Deutsch Cap, Size 24
51	G10108	4	Lock Nut, 3/8"-16
52	G10129001	---	Hydraulic Steel Line, 5/8"
53	---	1	See "Power Pack Hydraulic Motor Valve Block" on page P232
54	G11472	4	Phillips Pan Head Machine Screw, No. 10-24 x 1"
55	G11528	4	Hex Nut W/External Tooth Washer, 1/4"-20
56	GA26685	1	Red Cable, 4 Gauge x 19"
57	GA26686 G10477201	1 -	Cable, 4 Gauge Black (1/4" Ring - 5/16" Ring) x 12", Style A Cable, 4 Gauge Black (1/4" Ring - 3/8" Ring) x 12", Style B
58	GA26687	1	Row Unit Battery Box Harness, Power 1
59	G10014	1	Hex Head Cap Screw, 1/2"-13 x 1"
60	G10829	1	Hex Head Cap Screw, 1/2"-13 x 6 1/2"
61	G10112	-	Lock Nut, 3/4"-10
62	G11392		Flat Washer, 3/4" SAE
63	G11204		Hex Serrated Flange Cap Screw, 3/8"-16 x 1 1/4", Grade 5
64	G10108		Lock Nut, 3/8"-16
65	G6500-10-12		Swivel Elbow, 90°, 7/8"-14 x 1 1/16"-12
66	G6500-08-10	-	90° Elbow, 3/4"-16 x 7/8"-14
67	G6500-06	-	Swivel Elbow, 90°, 1/4"-18 Male JIC To Female
68	G11087	-	Hex Nut, 3/4"-10
69	GA18630-25	1	Hose Assembly, 1/2" AR x 25" (08F-08F)
70	GA15081-27	1	Hose Assembly, 3/8" x 27" (06F-06F)
71	G10129301	1	Hydraulic Steel Line, 5/8"
72	G10128801	1	Hydraulic Steel Line, 3/8"
73	G10111001	1	Hydraulic Bracket Assembly
74	G11391	1	Flat Washer, 5/8" SAE
75	*A27502-25		Hose Assembly, 1/2" x 25" (08F-08F90L)
76	*A15096-29	1	Hose Assembly, 3/8" x 29" (06F-06F90S)
77	*A21552-24		Hose Assembly, 5/8" x 24" (10F-10F90S)
78	---	---	See "Junction Hydraulic Block Assembly" on page P243
79	*A27502-28		Hose Assembly, 1/2" x 28" (08F-08F90L)
80	*A21552-23		Hose Assembly, 5/8" x 23" (10F-10F90S)
81	*A11481-216		Hose Assembly, 5/8" AR x 216" (10F - 10F)
82	*A25691-220		Hose Assembly, 3/8" AR x 220" (06F - 06F)
83	*A12936-216		Hose Assembly, 3/4" AR x 216" (12F - 12F)

*Must use Style A cables (See Items 39 and 57).

**Must use Style B cables (See Items 39 and 57).

(IP1701)

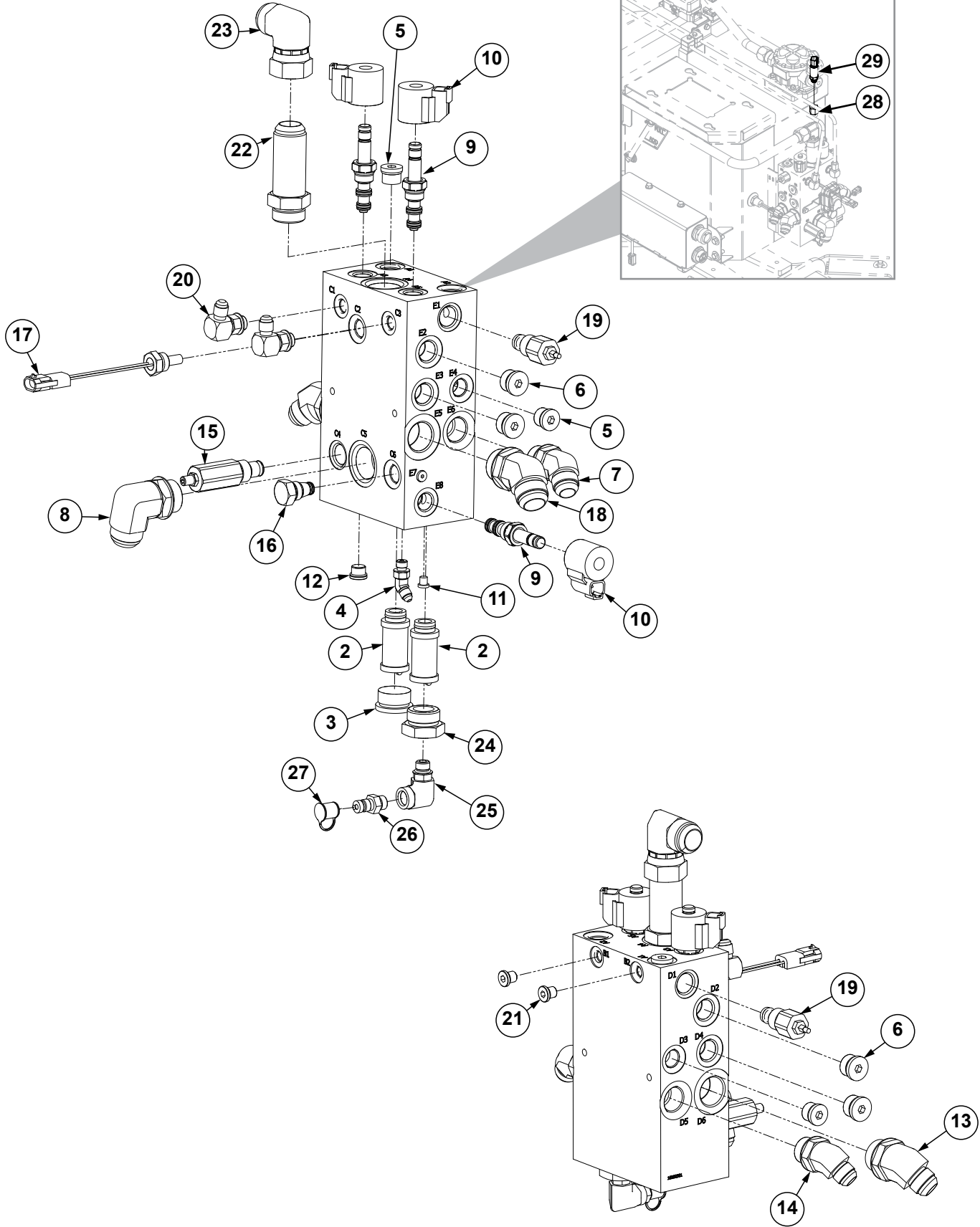


ITEM	PART NO.	QTY.	DESCRIPTION
1	G6500-16 G6400-16-20	2 2	90° Swivel Elbow, 1 ⁵ / ₁₆ "-12 Adapter, 1 ⁵ / ₁₆ "-12 JIC, 1-5/8"-12 O-Ring
2	G10192201	1	Fan and Cooler Assembly
3	G10192901 G10204601 G6801-06-08 GR1037	1 1 1 -	Hydraulic Steel Line, 3/8", 16 Row and 24 Row (Shown) Hydraulic Steel Line, 3/8", 12 Row Elbow W/O-Ring, 90°, 1/16"-18 Male JIC To 3/4"-16 O-Ring O-Ring
4	G10193001 G10204701 G6801-06-08	1 1 1	Hydraulic Steel Line, 3/8", 16 Row and 24 Row (Shown) Hydraulic Steel Line, 3/8", 12 Row Elbow W/O-Ring, 90°, 1/16"-18 Male JIC To 3/4"-16 O-Ring
5	G10089801 G4501-32-32	1 1	Tank Suction Strainer 90° Elbow, 2" NPT x 2" Hose Barb
6	---	1	See "PTO Lower Reservoir Block Assembly" on page P233
7	G6500-06	1	Swivel Elbow, 90°, 1/16"-18 Male JIC To Female
8	G10463601 G10463901	1 1	L.H. Lower Cooler Mount Bracket, 16 Row and 24 Row (Shown) L.H. Lower Cooler Mount Bracket, 12 Row

ITEM	PART NO.	QTY.	DESCRIPTION
9	G12003-20	8	Hex Head Cap Screw, M8-1,20
	G10232	8	Lock Washer, 5/16"
	G11386	8	Flat Washer, 5/16" SAE
10	G10004	4	Hex Head Cap Screw, 3/8"-16 x 1 1/4"
	G10210	8	Washer, 3/8" USS
	GD36393	2	Insulated Clamp, 1/2"
	G10108	4	Lock Nut, 3/8"-16
11	G10463501	1	R.H. Lower Cooler Mount Bracket, 16 Row and 24 Row (Shown)
	G10463801	1	R.H. Lower Cooler Mount Bracket, 12 Row
12	G10001	4	Hex Head Cap Screw, 3/8"-16 x 1"
	G10210	8	Washer, 3/8" USS
	G10108	4	Lock Nut, 3/8"-16
13	G10434901	1	R.H. Upper Cooler Mount Bracket, 16 Row and 24 Row (Shown)
	G10435001	1	R.H. Upper Cooler Mount Bracket, 12 Row
14	G10204001	1	PTO Harness Bracket
	G10200301	1	PTO Harness
	G10043	2	Hex Head Cap Screw, 5/16"-18 x 3/4"
	G11386	4	Flat Washer, 5/16" SAE
	G10109	2	Lock Nut, 5/16"-18
15	G10040	2	Hex Head Cap Screw, 1/4"-20 x 1 3/4"
	GD36666	2	Tube Clamp Cover Plate
	GD36667	2	Tube Clamp Set
	G11385	2	Flat Washer, 1/4" SAE
	G10110	2	Lock Nut, 1/4"-20, Grade B
16	G10192401	1	Hydraulic Steel Line, 1", 16 Row and 24 Row (Shown)
	G10204801	1	Hydraulic Steel Line, 1", 12 Row
	G6400-16-16	1	Adapter, 1 5/8"-12 JIC, 1 5/8"-12 O-Ring
17	G10080501	1	Tank Filter Assembly
	G10396801	-	Filter Element
	G10399501	-	Filter Seal Kit (Included w/G10080501)
	G10396601	-	Indicator (Included w/G10080501)
	G10396701	-	Lid and Spring (Included w/G10080501)
	G10399401	-	Air Element (Included w/G10080501)
	G11539	4	Hex Socket Flange Cap Screw, 5/16"-18 x 3/4"
18	G10098301	1	PTO Green Light Harness
19	G10098401	1	PTO Red Light Harness
20	G10201401	1	PTO Reservoir
21	G6408-08	1	Plug W/O-Ring, 3/4"-16 O-Ring
22	G6801-06	1	Elbow W/O-Ring, 90°, 9/16"-18 Male JIC To O-Ring
	GR1037		O-Ring
23	G10463701	1	L.H. Upper Cooler Mount Bracket, 16 Row and 24 Row (Shown)
	G10464001	-	L.H. Upper Cooler Mount Bracket, 12 Row
24	G10462201	1	Liquid Level Sensor
25	---	1	See "PTO Reservoir Block Assembly" on page P223
	G10943	2	Hex Head Cap Screw, 1/4"-20 x 4"
26	G10220101	1	Driver Mount Bracket
	G11778	2	Phillips Pan Head Machine Screw, No. 8-32
	G11995	2	Internal Tooth Washer, No. 8, Stainless Steel
	G10928	2	Hex Nut, No. 8-32, Stainless Steel
27	G10302202	1	Module XMD-02, Programmed
	G10263101	-	PTO Reverser Harness
28	G10192301	1	Hydraulic Steel Line, 1", 16 Row and 24 Row (Shown)
	G10204901	1	Hydraulic Steel Line, 1", 12 Row
29	GD35381	2	3/8" O.D. Brass Barbed x 1/4" NPT 90° Elbow
	G10681	2	Hose Clamp, No. 6
	*D6279-07	1	Clear Plastic Tubing, 3/8" x 7 1/4"
30	G10435201	1	Cooler Screen

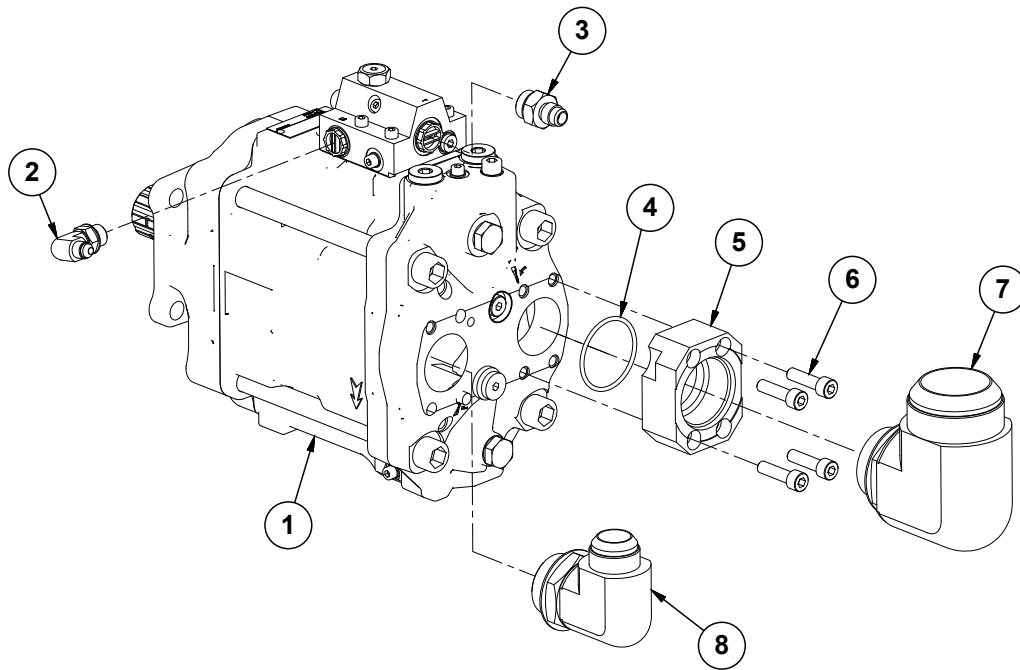
*Hose not stocked by Kinze repair parts, but is available in bulk. Order GD6279-00.

(102024)



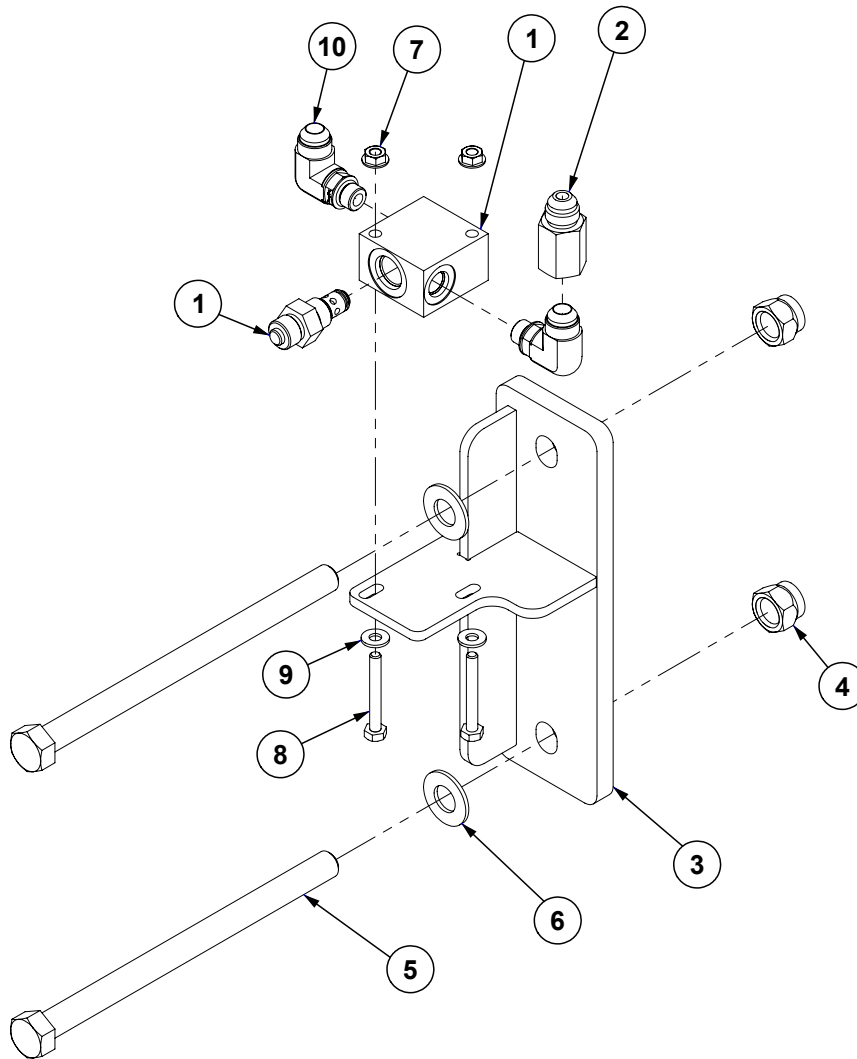
ITEM	PART NO.	QTY.	DESCRIPTION
1	G10202501	1	Manifold Block
2	GR2312	2	Cartridge Filter Manifold
3	G6408-HHP-16	1	Hex Plug W/O-Ring, 1 ⁵ / ₁₆ "-12
4	G6802-04	1	45° Adjustable Elbow, 7 ¹ / ₁₆ "-20 x 7 ¹ / ₁₆ "-20 O-Ring
5	G6408-H08-0	3	Hex Socket Head Plug W/O-Ring, 3 ⁴ / ₄ "-16
6	G6408-H10-0	4	Hex Socket Head Plug W/O-Ring, 7 ⁸ / ₈ "-14 O-Ring
7	G6802-12	1	Elbow, W/O-Ring, 45°, 1 ¹ / ₁₆ " Male JIC to 7 ⁸ / ₈ "-14 O-Ring
8	G6801-16	1	Elbow W/O-Ring, 90°, 1 ⁵ / ₁₆ "-12 Female JIC To O-Ring
9	G10086601	3	3-Way Cartridge, SV08-30
10	G10086901	3	Coil, 12V
11	G6408-H02-0	2	Hex Socket O-Ring Plug, 5 ¹ / ₁₆ "-24
12	G6408-H06-O	1	Hex Socket Head Plug W/O-Ring, 9 ¹ / ₁₆ "-18 O-Ring
13	G6802-12-16	1	45° Adjustable Elbow, 1 ¹ / ₁₆ "-12 x 1 ¹ / ₁₆ "-12 O-Ring
14	G6802-10-12	1	45° Adjustable Elbow, 7 ⁸ / ₈ "-14 x 1 ¹ / ₁₆ "-12 O-Ring
15	G10925501	1	Pressure Relief Valve, 3000 PSI
16	G10088001	1	Cartridge Filter, SAE 8
17	G10087001	1	Temperature Sensor, 100°
18	G6802-16	1	45° Adjustable Elbow, 1 ⁵ / ₁₆ "-12 x 1 ⁵ / ₁₆ "-12 O-Ring
19	G10221701	2	Flow Control Cartridge
20	G6801-06 GR1045	2 -	Elbow W/O-Ring, 90°, 9 ¹ / ₁₆ "-18 Male JIC To O-Ring O-Ring
21	G6408-H04-0	2	Hex Socket Head Plug, 7 ¹ / ₁₆ "-20
22	G6400-L-16	1	Long Adapter, 1 ⁵ / ₁₆ "-12 JIC, 1 ⁵ / ₁₆ "-12 O-Ring
23	G6500-16	1	90° Swivel Elbow, 1 ⁵ / ₁₆ "-12
24	G6410-16-06	1	Adapter, 1 ⁵ / ₁₆ " x 9 ¹ / ₁₆ "-18
25	G6815-06-06	1	90° Adjustable Elbow
26	GA25254	1	Check Valve
27	GD35251	1	Check Valve Cap
28	G6410-08-06	1	Adapter, 3 ⁴ / ₄ "-16 x 9 ¹ / ₁₆ "-18
29	G10780301	1	Pressure Sensor, 0-250

(IP1699)



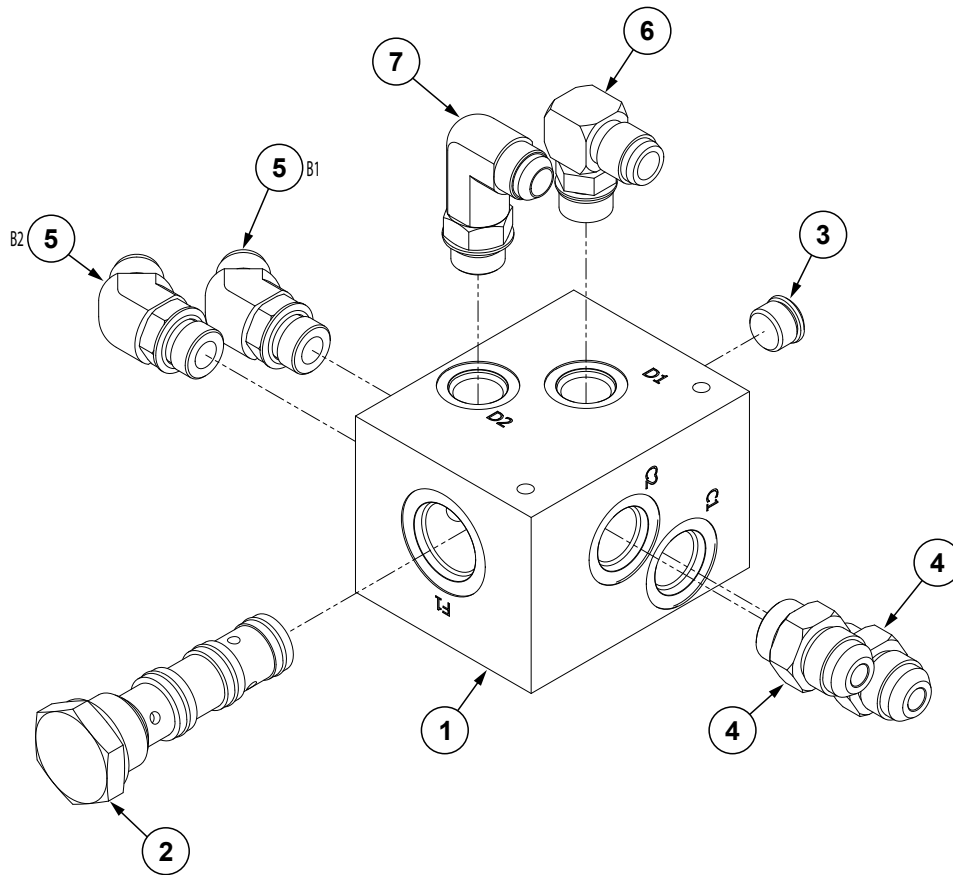
ITEM	PART NO.	QTY.	DESCRIPTION
1	G10910401	1	PTO Pump
2	G3801-04-04	1	90° Adjustable Elbow, 7/16"-20 x 1/4"-19 BSPP O-Ring
3	G3800-06-08	1	Adapter, 9/16"-18 JIC 1/2"-14 BSPP O-Ring
4	G10888101	1	O-Ring
5	G10887901	1	Adapter, 1 1/8"-12 O-Ring to Split Flange
6	G10888001	4	Hex Socket Head Cap Screw, M8-1.25 x 45 CL12.9
7	G6801-32-24	1	90° Adjustable Elbow, 2 1/2"-12 x 1 7/8"-12 O-Ring
8	G3801-16-20	1	90° Adjustable Elbow, 1 5/16"-12 x 1 1/4"-11 BSPP O-Ring
	G10454801	1	O-Ring (Included W/G3801-16-20)
	G10454901	1	Retaining Ring (Included W/G3801-16-20)

(101362)



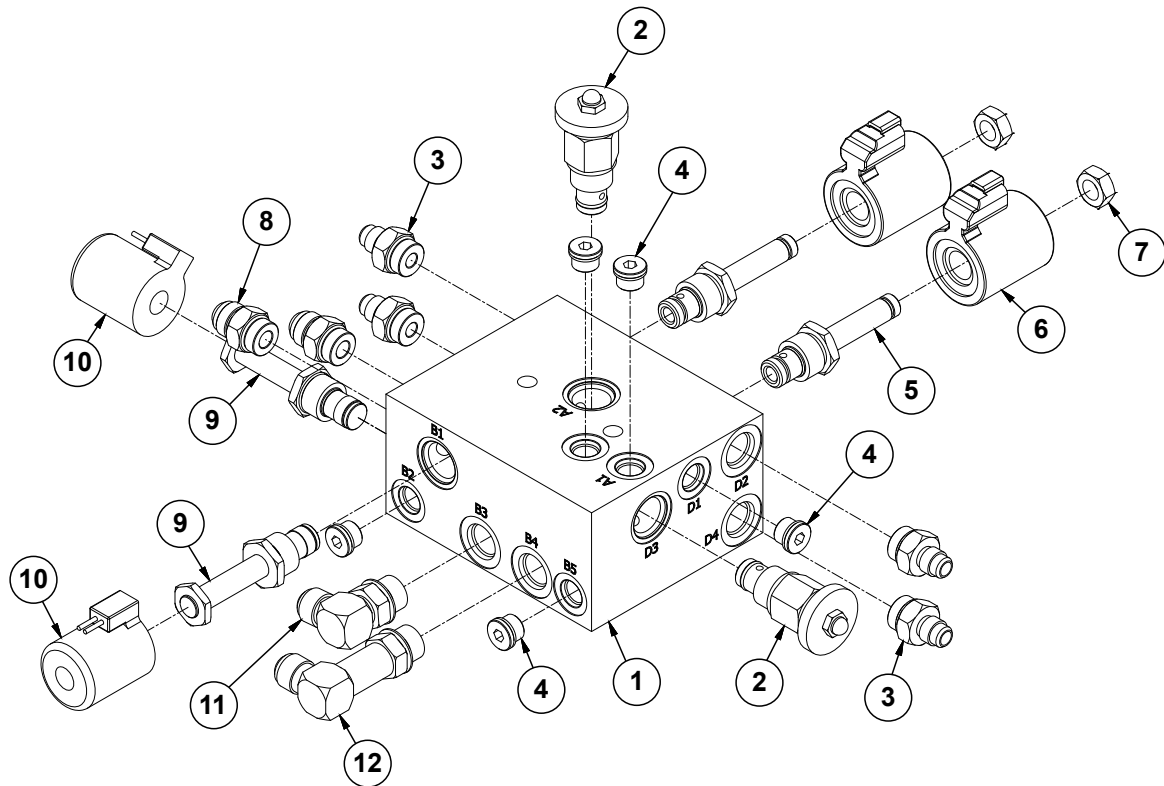
ITEM	PART NO.	QTY.	DESCRIPTION
1	GA15784 GR2083	1 -	Interlock Valve Seal Kit
2	GA19432	1	Inline Check Valve
3	GA27147	1	Bracket
4	G10107	2	Lock Nut, 5/8"-11
5	G10152	1	Hex Head Cap Screw, 5/8"-11 x 9"
6	G11391	2	Flat Washer, 5/8"
7	G10621	2	Serrated Flange Nut, 1/4"-20
8	G10638	2	Hex Head Cap Screw, 1/4"-20 x 2"
9	G11385	2	Flat Washer, 1/4" SAE
10	G6801-08-06	2	Elbow W/O-Ring, 90°, 3/4"-16 Male JIC To 9/16"-18 O-Ring

(109259)



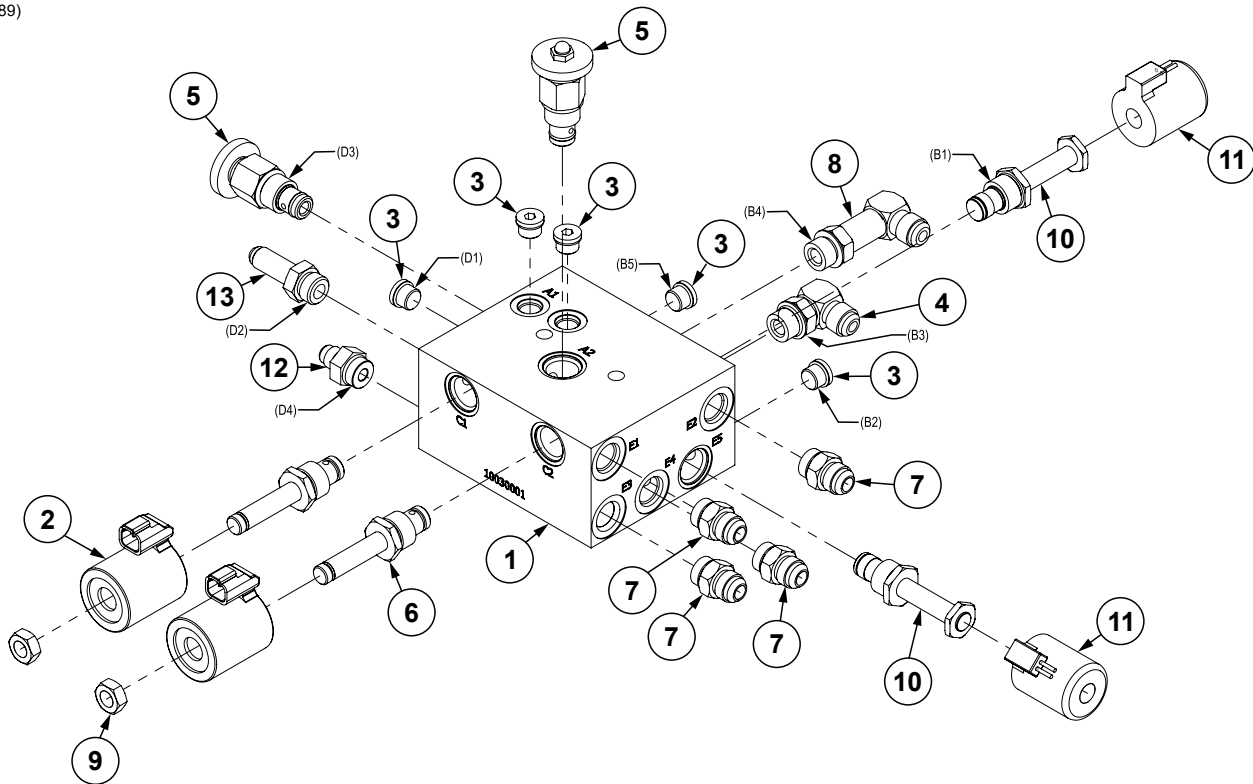
ITEM	PART NO.	QTY.	DESCRIPTION
1	G10100701	1	Main Lift Flow Divider Block
2	G10098001	1	Flow Divider Valve
3	GD30294	1	Zero Leak Plug, No. 10
4	G6400-12 GR1467	2 -	Connector, W/O-Ring, 1 1/16"-12 Male JIC To O-Ring O-Ring
5	G6802-10	2	Elbow W/O-Ring, 45°, 7/8"-14 x 7/8"-14
6	G6801-10 GR1466	1 -	Elbow W/O-Ring, 90°, 7/8"-14 Male JIC To O-Ring O-Ring
7	G6801-L-10 GR1466	1 -	Long Elbow W/O-Ring, 90°, 7/8"-14 Male JIC To O-Ring O-Ring

(100298)



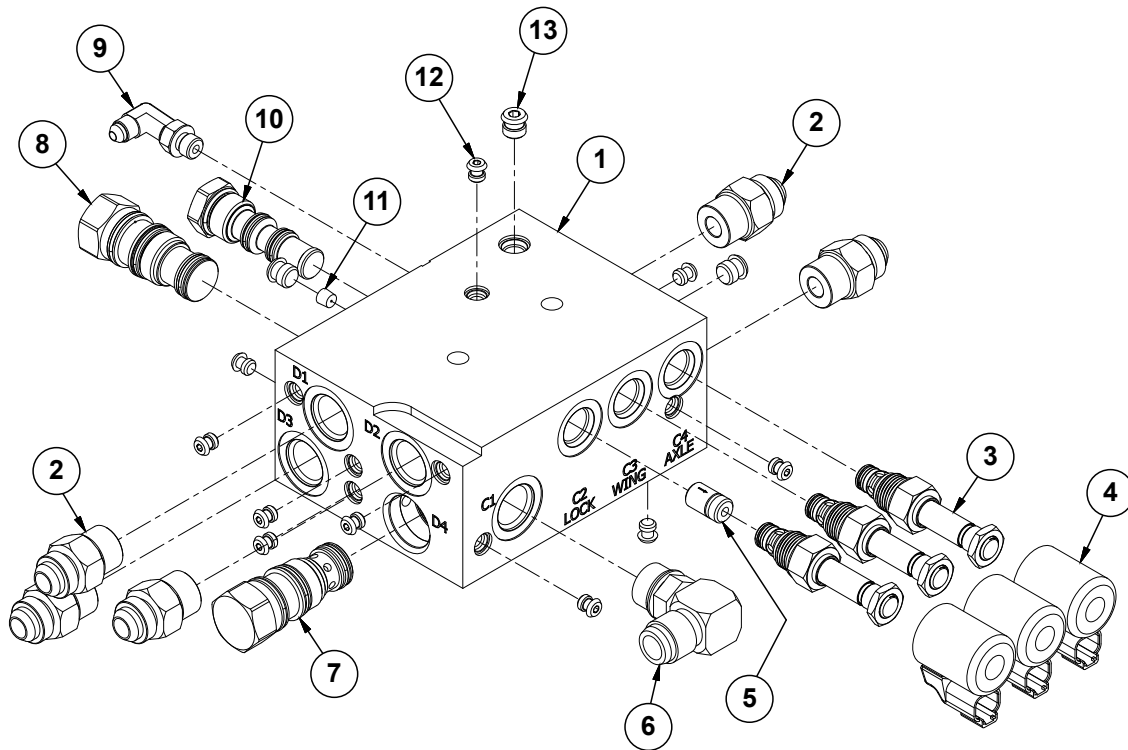
ITEM	PART NO.	QTY.	DESCRIPTION
1	G10030001	1	Hydraulic Valve Block
2	GA3413	2	Flow Control Valve
3	G6400-06-08 GR1037	4 -	Connector W/O-Ring, 9/16"-18 Male JIC To 3/4"-16 O-Ring O-Ring
4	G6408-H06-O GR1045	5 -	Hex Socket Head Plug W/O-Ring, 9/16"-18 O-Ring O-Ring
5	GR0763	2	Cartridge
6	GA14799	2	Coil
7	GR0761	2	Special Hex Nut, 1/2"-20
8	G6400-08	2	Connector W/O-Ring, 3/4"-16 Male JIC To O-Ring
9	GA18998	2	Solenoid Valve
10	GA18999	2	Electric Coil
11	G6801-08 GR1037	1	Elbow W/O-Ring, 90°, 3/4"-16 Male JIC To O-Ring O-Ring
12	G6801-LL-08	1	X-Long Elbow W/O-Ring, 90°, 3/4"-16 Male JIC To O-Ring

(102689)

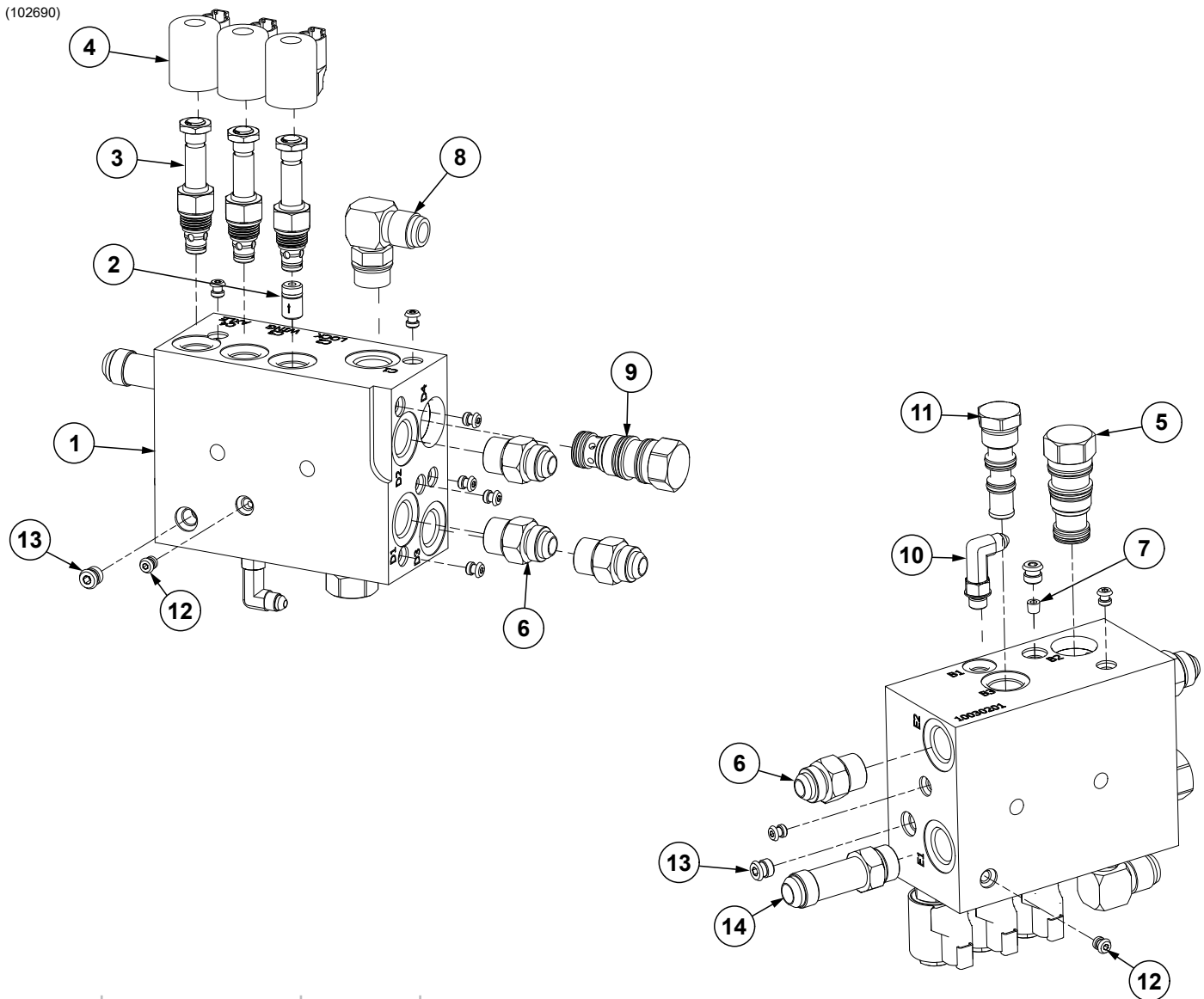


ITEM	PART NO.	QTY.	DESCRIPTION
1	G10030001	1	Hydraulic Valve Block
2	GA14799	2	Coil
3	G6408-H06-O GR1045	5 -	Hex Socket Head Plug W/O-Ring, 9/16"-18 O-Ring
4	G6801-08 GR1037	1	Elbow W/O-Ring, 90°, 3/4"-16 Male JIC To O-Ring
5	GA3413	2	Flow Control Valve
6	GR0763	2	Cartridge
7	G6400-08	4	Connector W/O-Ring, 3/4"-16 Male JIC To O-Ring
8	G6801-LL-08	1	X-Long Elbow W/O-Ring, 90°, 3/4"-16 Male JIC To O-Ring
9	GR0761	2	Special Hex Nut, 1/2"-20
10	GA18998	2	Solenoid Valve
11	GA18999	2	Electric Coil
12	G6400-06-08 GR1037	4 -	Connector W/O-Ring, 9/16"-18 Male JIC To 3/4"-16 O-Ring
13	G6400-L-06-08	1	Long Adapter, 9/16" JIC, 3/4"-16 O-Ring

(100297)

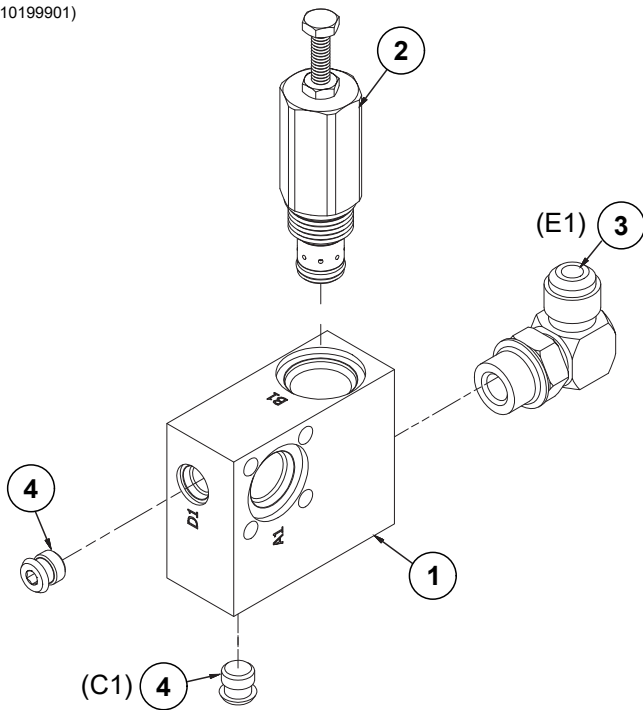


ITEM	PART NO.	QTY.	DESCRIPTION
1	G10030201	1	Hydraulic Valve Block
2	G6400-10 GR1466	5	Connector W/O-Ring, 7/8"-14 Male JIC To O-Ring O-Ring
3	GA21064	3	Double Poppet, No. 8
4	GA21066	3	Coil
5	G10109801	1	Check Valve Poppet
6	G6801-10 GR1466	1 -	Elbow W/O-Ring, 90°, 7/8"-14 Male JIC To O-Ring O-Ring
7	G10109601	1	Check Valve Cartridge
8	GA25256	1	Valve
9	G6801-L-04	1	Long Elbow W/O-Ring, 90°, 7/16"-20 Male JIC To O-Ring
10	G10109701	1	Inverted Load Shuttle Cartridge
11	GD34727	1	Flow Restrictor Orifice, .040" Diameter
12	GD29318	10	Plug
13	GD29321	3	Plug



ITEM	PART NO.	QTY.	DESCRIPTION
1	G10030201	1	Hydraulic Valve Block
2	G10109801	1	Check Valve Poppet
3	GA21064	3	Double Poppet, No. 8
4	GA21066	3	Coil
5	GA25256	1	Valve
6	G6400-10 GR1466	5 -	Connector W/O-Ring, 7/8"-14 Male JIC To O-Ring O-Ring
7	GD34727	1	Flow Restrictor Orifice, .040" Diameter
8	G6801-10 GR1466	1 -	Elbow W/O-Ring, 90°, 7/8"-14 Male JIC To O-Ring O-Ring
9	G10109601	1	Check Valve Cartridge
10	G6801-L-04	1	Long Elbow W/O-Ring, 90°, 7/16"-20 Male JIC To O-Ring
11	G10109701	1	Inverted Load Shuttle Cartridge
12	GD29318	10	Plug
13	GD29321	3	Plug
14	G6400-L-10 GR1466	1 -	Long Connector W/O-Ring, 7/8"-14 Male JIC To O-Ring O-Ring

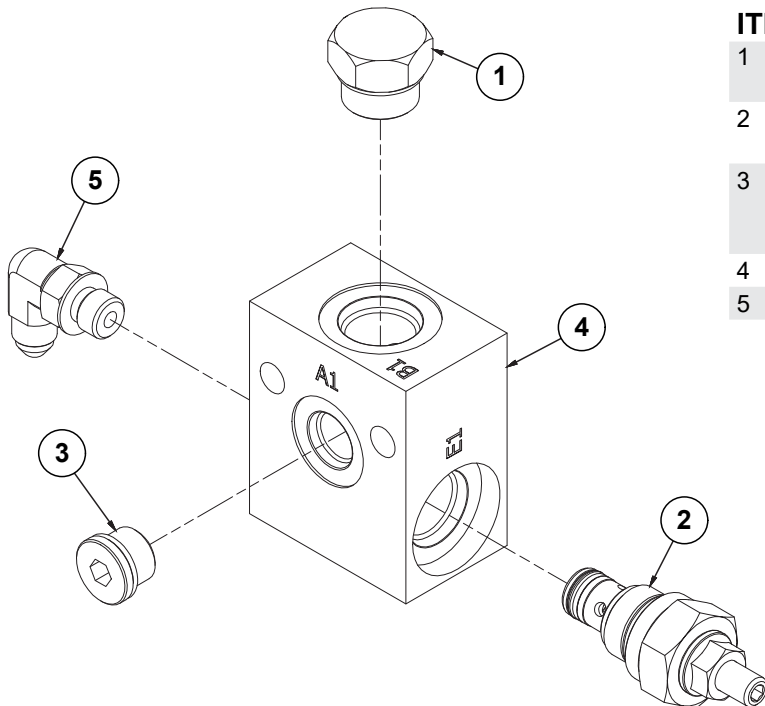
(10199901)



ITEM	PART NO.	QTY.	DESCRIPTION
1	G10169701	1	Block
2	G10053801	1	Adjustable Flow Control Valve
3	G6801-08	2	Elbow W/O-Ring, 90°, ¼"-16 Male JIC To O-Ring
	GR1037	-	O-Ring
4	GD29321	2	Plug

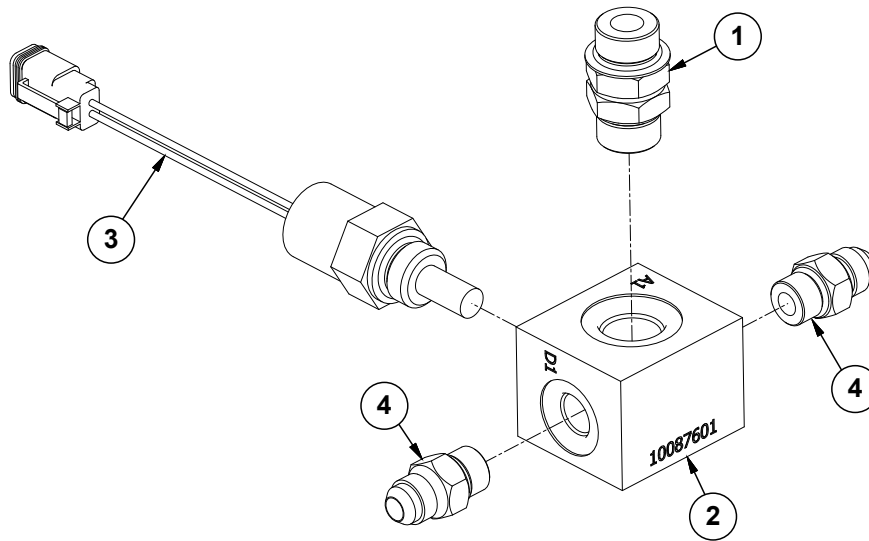
Wing Cylinder Manifold Block Assembly

(10095601)



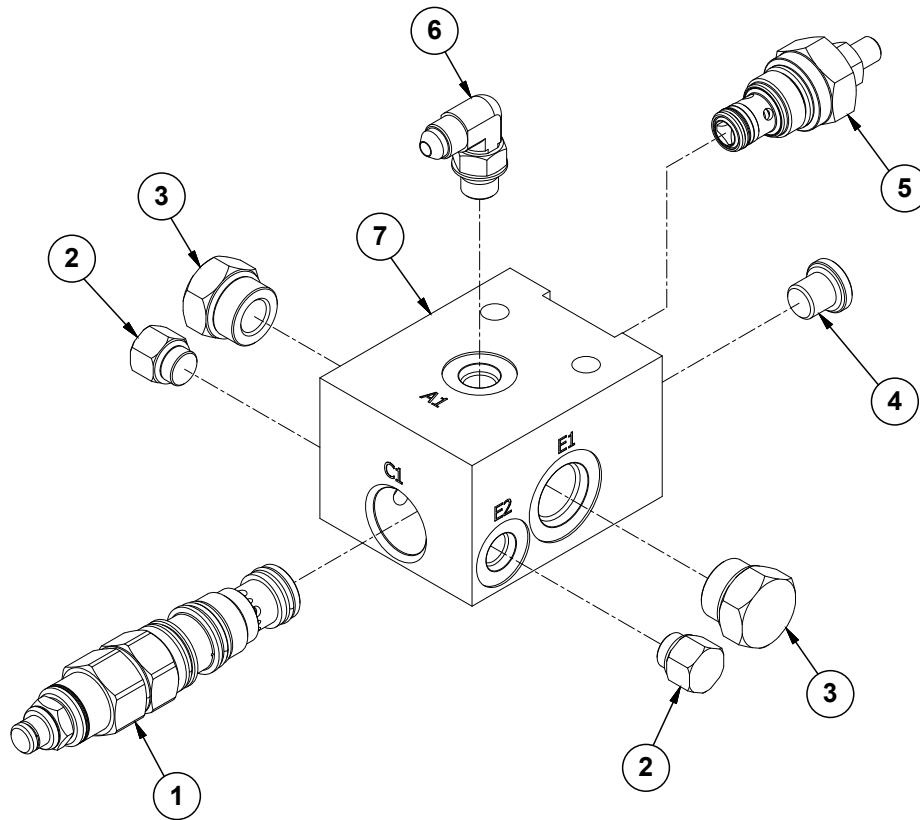
ITEM	PART NO.	QTY.	DESCRIPTION
1	G6408-08 GR1037	1	Plug W/O-Ring, ¾"-16 O-Ring O-Ring
2	GD33361	1	Direct Acting Inverse Relief Valve
3	G6408-H06-O GR1045	1	Hex Socket Head Plug W/O-Ring, ⅝"-18 O-Ring O-Ring
4	GD35210	1	Manifold Block
5	G6801-04-04	1	90° Adjustable Elbow, ⅞"-20

(100877)



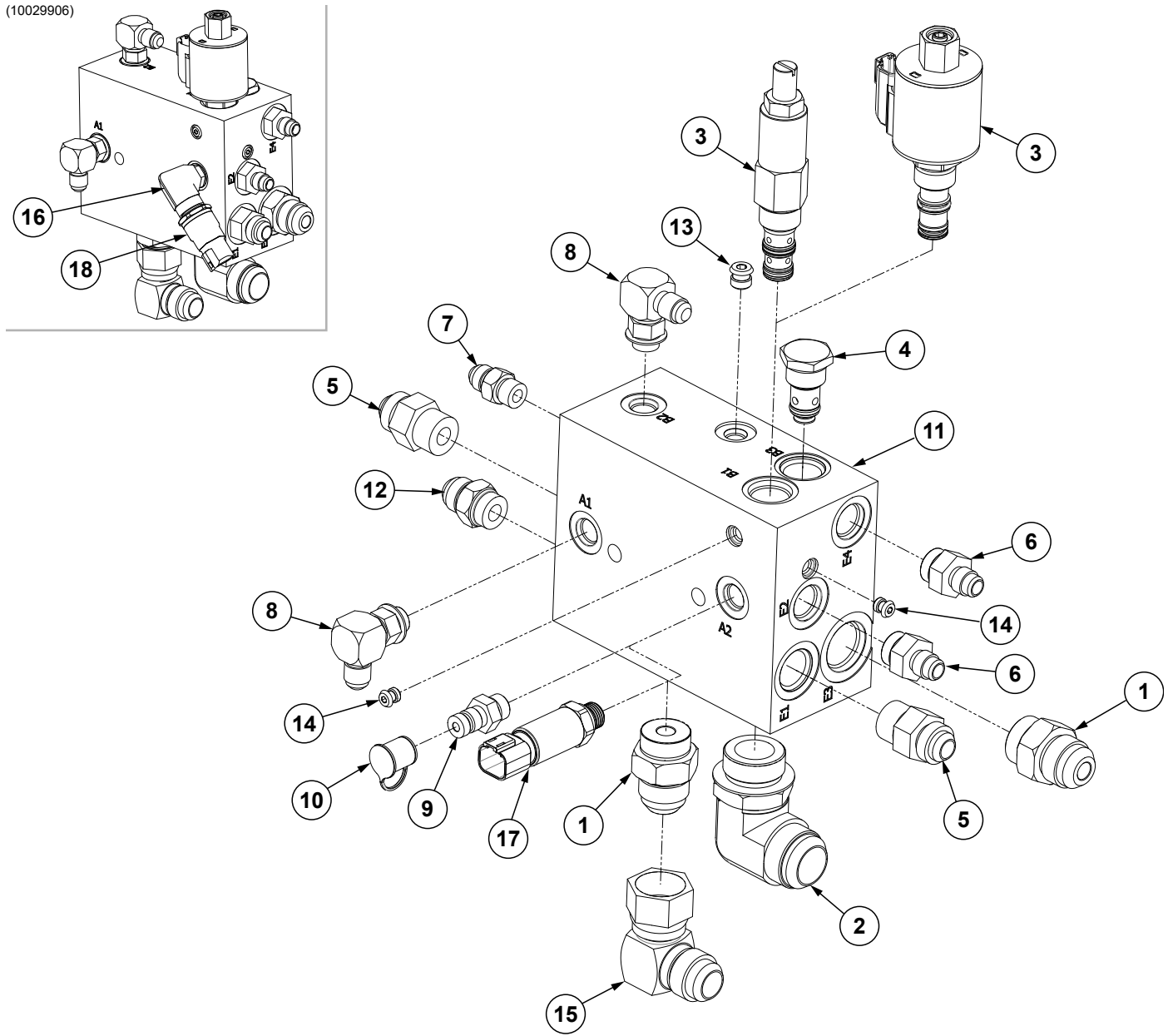
ITEM	PART NO.	QTY.	DESCRIPTION
1	G6403-NWO-08	1	Adjustable Union W/O-Ring, 3/4"-16
2	G10087601	1	Hydraulic Manifold Block
3	G10098201	1	Temperature Sensor
4	G6802-06-06	2	45° Elbow, 1/16"-18 x 1/16"-18 W/O-Ring

(IP1655)



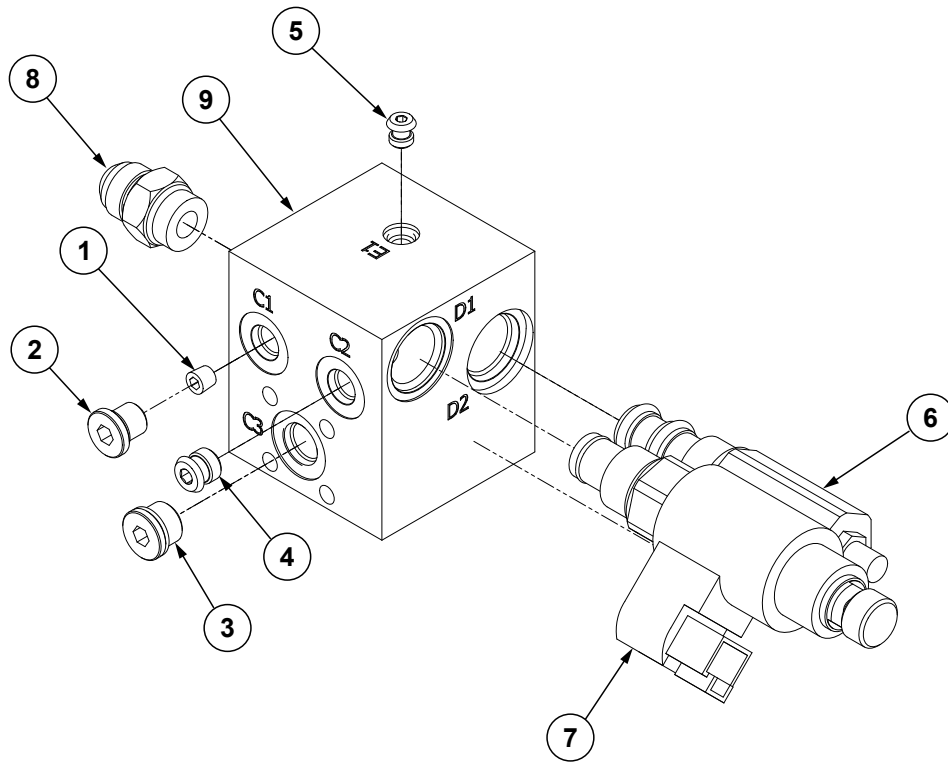
ITEM	PART NO.	QTY.	DESCRIPTION
1	GA20697	1	Counterbalance Valve
2	G6408-04 GR1465	2 -	Plug W/O-Ring, 7/16"-20 O-Ring O-Ring
3	G6408-08 GR1037	2 -	Plug W/O-Ring, 3/4"-16 O-Ring O-Ring
4	G6408-H04-0	1	Hex Socket Head Plug, 7/16"-20
5	GD33361	1	Direct Acting Inverse Relief Valve
6	G6801-04-04	1	90° Adjustable Elbow, 7/16"-20 (24 Row Only)
7	GD34633	1	Manifold Block

(10029906)



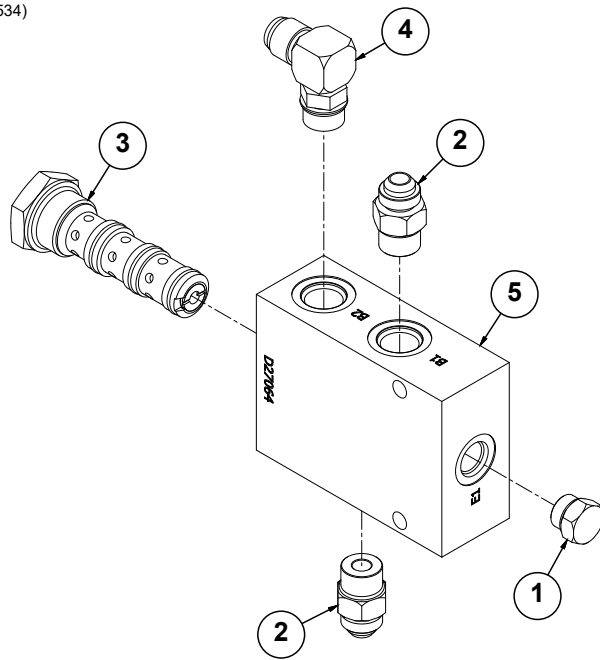
ITEM	PART NO.	QTY.	DESCRIPTION
1	G6400-12 GR1467	2 -	Connector, W/O-Ring, 1 $\frac{1}{16}$ "-12 Male JIC To O-Ring O-Ring
2	G6801-16	1	Elbow W/O-Ring, 90°, 1 $\frac{5}{16}$ "-12 Female JIC To O-Ring
3	G10269501	1	Valve W/Coil
4	GA18992	1	Check Valve
5	G6400-10 GR1466	2 -	Connector W/O-Ring, $\frac{7}{8}$ "-14 Male JIC To O-Ring O-Ring
6	G6400-06-08 GR1037	2 -	Connector W/O-Ring, $\frac{9}{16}$ "-18 Male JIC To $\frac{3}{4}$ "-16 O-Ring O-Ring
7	G6400-06 GR1045	1 -	Connector W/O-Ring, $\frac{9}{16}$ "-18 Male JIC To O-Ring O-Ring
8	G6801-06 GR1045	2 -	Elbow W/O-Ring, 90°, $\frac{9}{16}$ "-18 Male JIC To O-Ring O-Ring
9	GA25254	-	Check Valve
10	GD35251	-	Check Valve Cap
11	G10030101	1	Valve Block
12	G6400-08 GR1037	1 -	Connector W/O-Ring, $\frac{3}{4}$ "-16 Male JIC To O-Ring O-Ring
13	GD29321	1	Plug
14	GD29318	2	Plug
15	G6500-12	1	Swivel Elbow, 90°, 1 $\frac{1}{16}$ "-12 Male JIC To Female
16	G6815-06-06	1	90° Adjustable Elbow
17	---	---	---
18	G10780301	1	Pressure Sensor, 0-250

(101860)



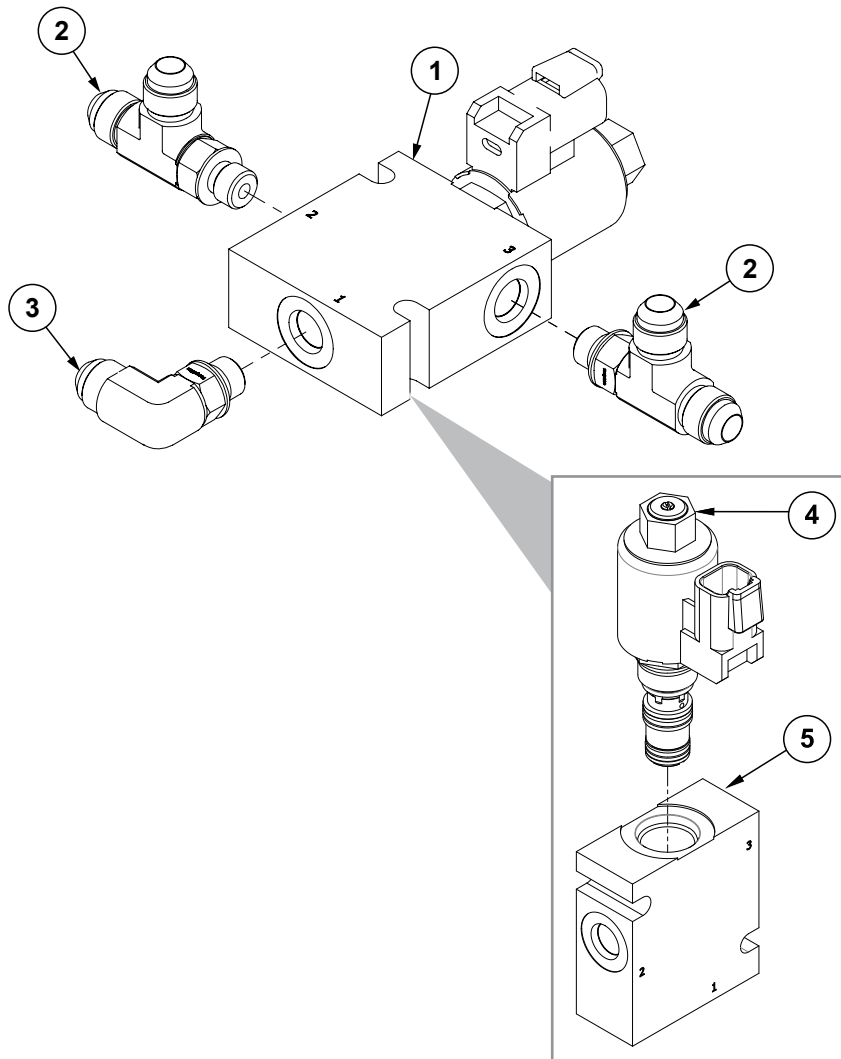
ITEM	PART NO.	QTY.	DESCRIPTION
1	GD29324	1	Flow Restrictor Orifice, .020" Diameter
2	G6408-H04-0	1	Hex Socket Head Plug, 7/16"-20
3	G6408-H06-0	1	Hex Socket Head O-Ring Plug, 9/16"-18
4	GD29321	1	Plug
5	GD29318	1	Plug
6	G10019401	1	Fan Control Cartridge
7	G10306201	1	Hydraulic Fan Block Coil
8	G6400-08	1	Connector W/O-Ring, 3/4"-16 Male JIC To O-Ring
	GR1037	-	O-Ring
9	G10169601	1	Fan Control Manifold
10	G6801-06-08	-	Elbow W/O-Ring, 90°, 9/16"-18 Male JIC To 3/4"-16 O-Ring
	GR1037	-	O-Ring

(100534)



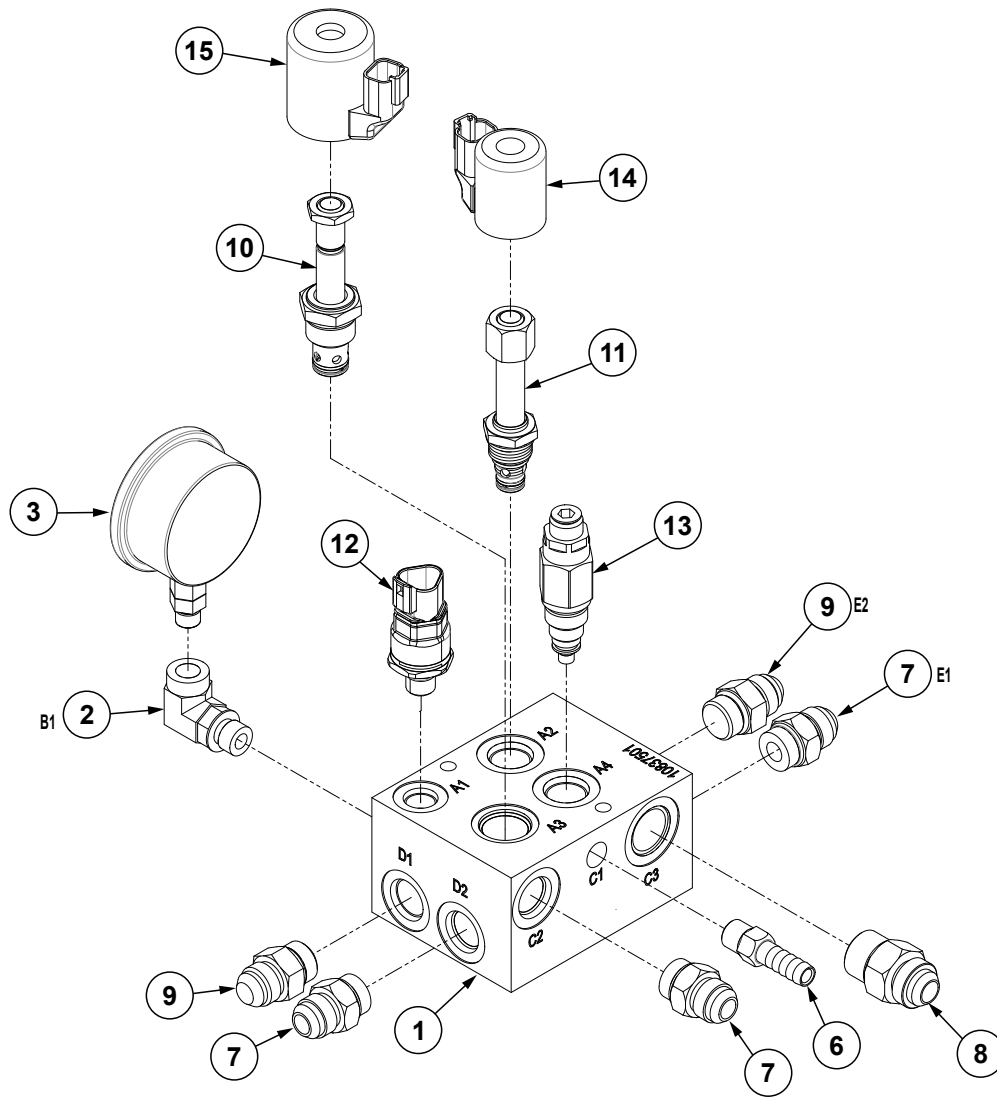
ITEM	PART NO.	QTY.	DESCRIPTION
1	G6408-08 GR1037	1 -	Plug W/O-Ring, 3/4"-16 O-Ring
2	G6400-10 GR1466	2 -	Connector W/O-Ring, 7/8"-14 Male JIC To O-Ring O-Ring
3	G10098001	1	Flow Divider Cartridge
4	G6801-10 GR1466	1 -	Elbow W/O-Ring, 90°, 7/8"-14 Male JIC To O-Ring O-Ring
5	GD27064	1	Hydraulic Valve Block

(109721/109450)



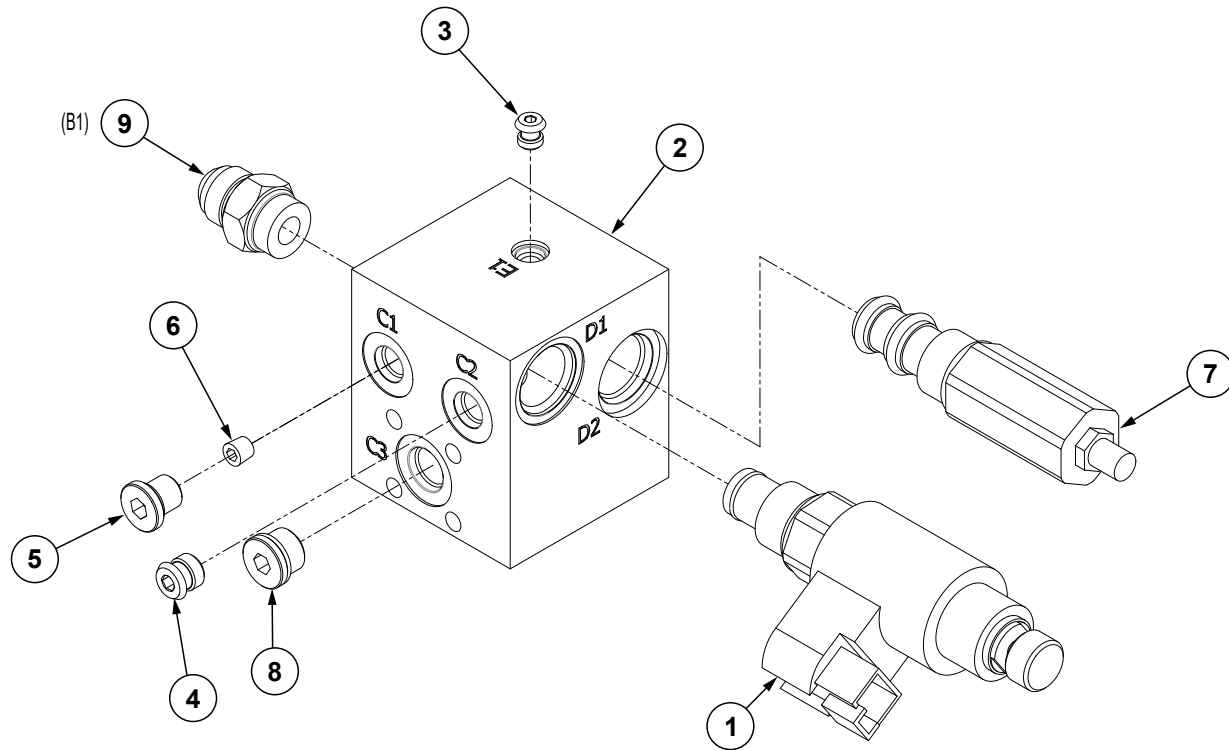
ITEM	PART NO.	QTY.	DESCRIPTION
1	G10945001	1	Row Unit Control Block, Includes Items 4 and 5
2	G6804-06-04-06	2	Adjustable Tee, 1/16"-18 JIC, 7/16"-20 O-Ring
3	G6801-06-04	1	Elbow, 90°, 1/16"-18 x 7/16"-20 W/O-Ring
4	GD35271	1	Row Unit Control Block
5	G10941101	1	Manual Override Cartridge

(108374)



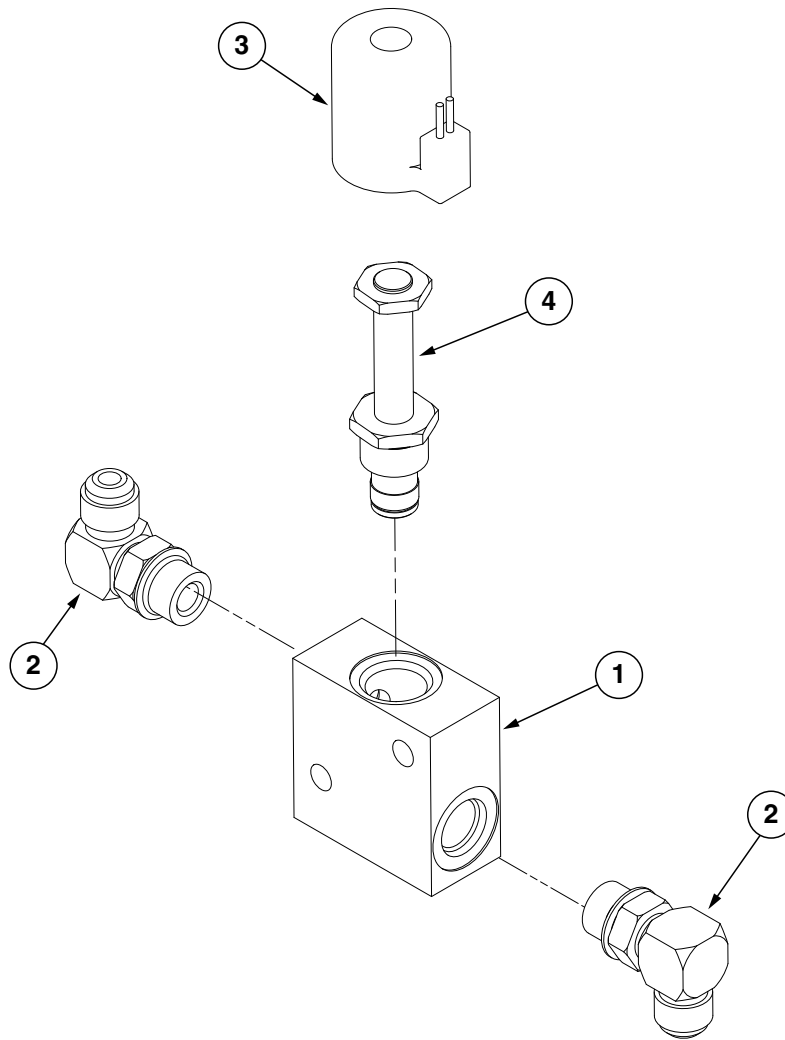
ITEM	PART NO.	QTY.	DESCRIPTION
1	G10837501	1	Manifold Block
2	G6815-06-04	1	90° Adjustable Street Elbow
3	GA26005	1	Pressure Dial
4	---	---	---
5	---	---	---
6	GD11700	1	Adapter, 1/4" NPT To 3/8" Barb
7	G6400-08 GR1037	3	Connector W/O-Ring, 3/4"-16 Male JIC To O-Ring O-Ring
8	G6400-10 GR1466	1	Connector W/O-Ring, 7/8"-14 Male JIC To O-Ring O-Ring
9	GA20252	2	Check Valve
10	GA25390	1	Solenoid, No. 10, Single Poppet
11	GA25389	1	Solenoid, No. 8, Single Poppet
12	G10780301	1	Pressure Sensor
13	GA25982	1	Pressure Relief
14	GA25403	1	Coil, 12V
15	GA25404	1	Coil, 12V

(101901)



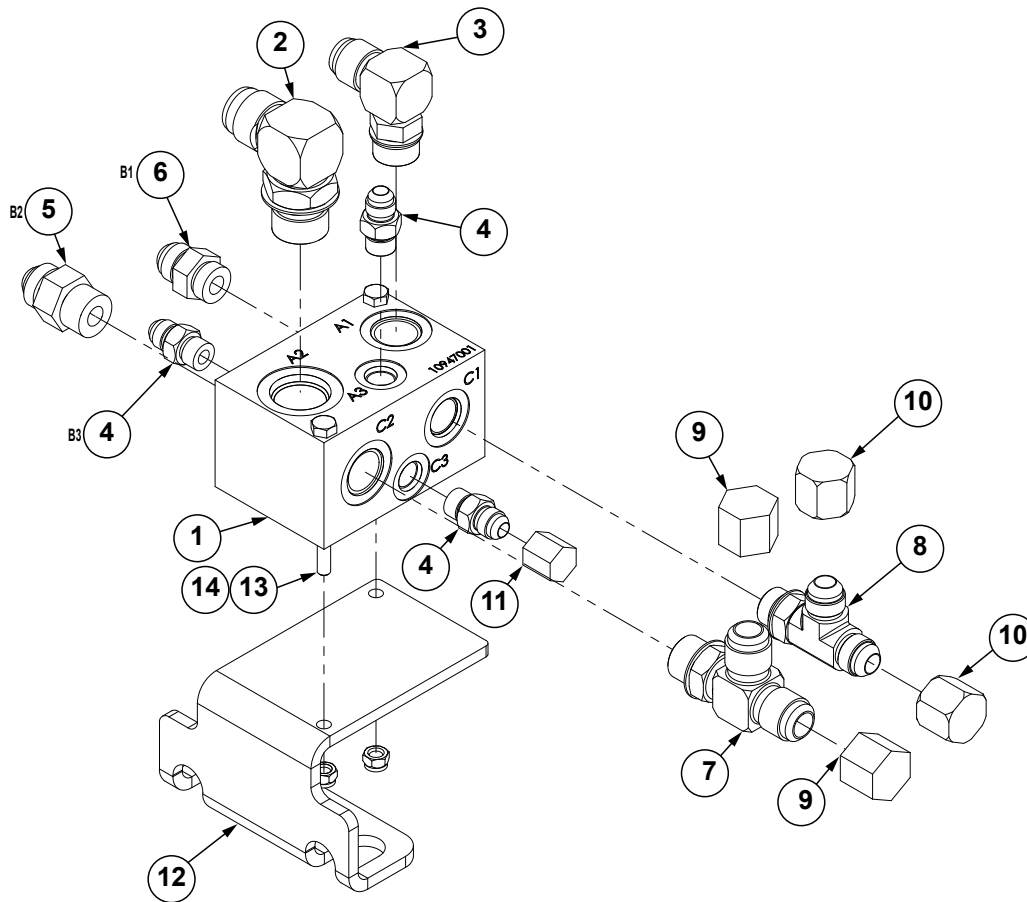
ITEM	PART NO.	QTY.	DESCRIPTION
1	G10306301	1	Hydraulic Fan Block Coil
2	G10169601	1	Fan Control Manifold
3	GD29318	1	Plug
4	GD29321	1	Plug
5	G6408-H04-0	1	Hex Socket Head Plug, 7/16"-20
6	GD29324	1	Flow Restrictor Orifice, .020" Diameter
7	G10019401	1	Fan Control Cartridge
8	G6408-H06-0	1	Hex Socket Head O-Ring Plug, 9/16"-18
9	G6400-08 GR1037	1 -	Connector W/O-Ring, 3/4"-16 Male JIC To O-Ring O-Ring

(A19428)



ITEM	PART NO.	QTY.	DESCRIPTION
1	GD14528	1	Valve Block
2	G6801-08	2	Elbow W/O-Ring, 90°, 3/4"-16 x 3/4"-16
3	GA18999	1	Electric Coil
4	GA18998	1	Solenoid Valve

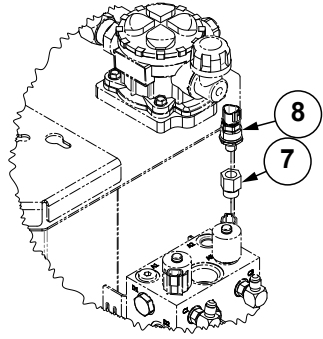
(A19428)



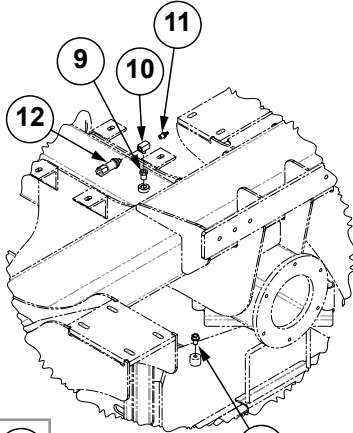
ITEM	PART NO.	QTY.	DESCRIPTION
1	G10947001	1	Junction Hydraulic Block
2	G6801-12 GR1467	1 -	Elbow W/O-Ring, 90°, 1 1/16"-12 Male JIC To O-Ring O-Ring
3	G6801-10 GR1466	1 -	Elbow W/O-Ring, 90°, 7/8"-14 Male JIC To O-Ring O-Ring
4	G6400-06 GR1045	3 -	Connector W/O-Ring, 9/16"-18 Male JIC To O-Ring O-Ring
5	G6400-10 GR1466	1 -	Connector W/O-Ring, 7/8"-14 Male JIC To O-Ring O-Ring
6	G6400-08 GR1037	1 -	Connector W/O-Ring, 3/4"-16 Male JIC To O-Ring O-Ring
7	G6804-10	1	Tee, 7/8"-14 JIC, 7/8"-14-O-Ring
8	G6804-08 GR1037	1 -	Adjustable Tee, 3/4"-16 Male JIC To O-Ring O-Ring
9	G304-C-10	2	Cap Nut, 7/8"-14
10	G304-C-8	2	Cap Nut, 3/4"-16
11	G304-C-6	1	Cap Nut, 9/16"-18
12	G10946901	1	Hydraulic Block Mount Bracket
13	G10162	2	Hex Head Cap Screw, 1/4"-20 x 3 1/4"
14	G10110	2	Lock Nut, 1/4"-20, Grade B

This page left blank intentionally.

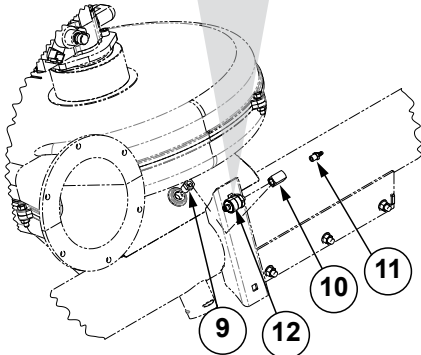
(107274)



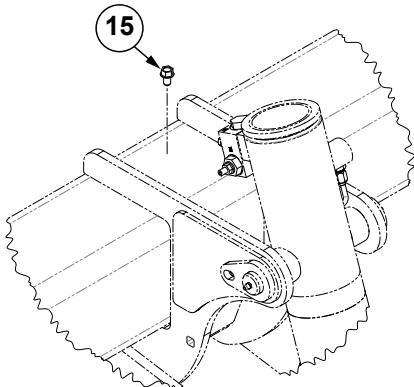
Detail A



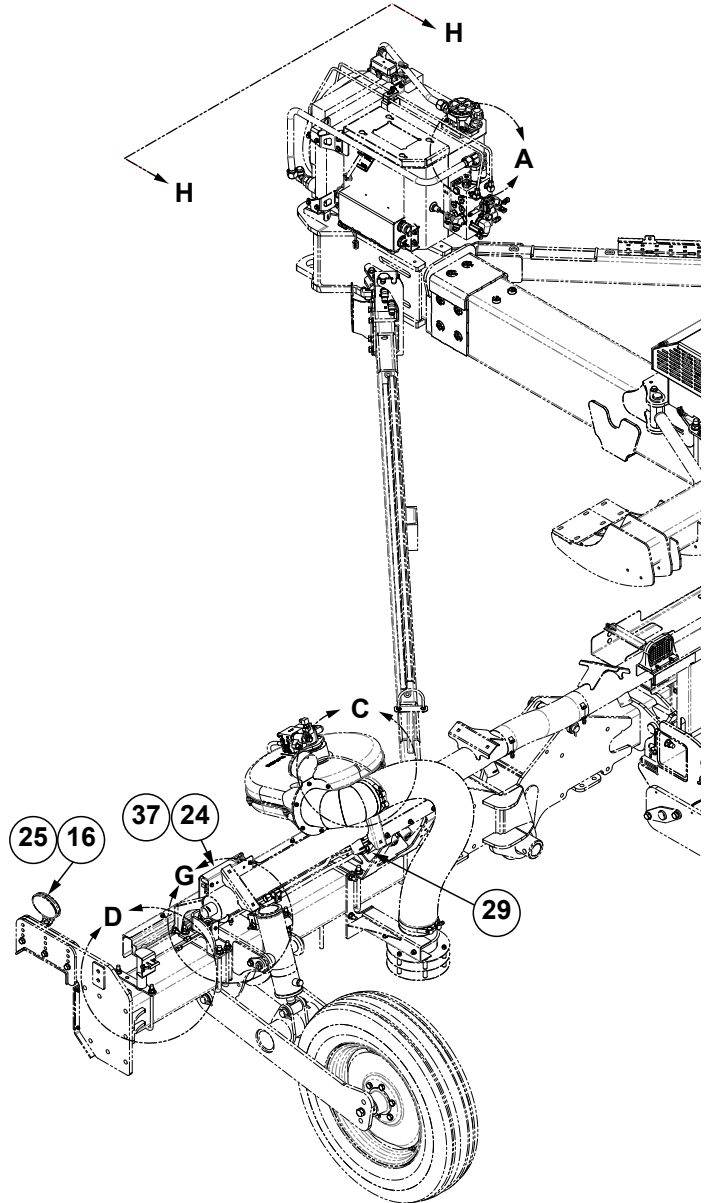
Detail B 15

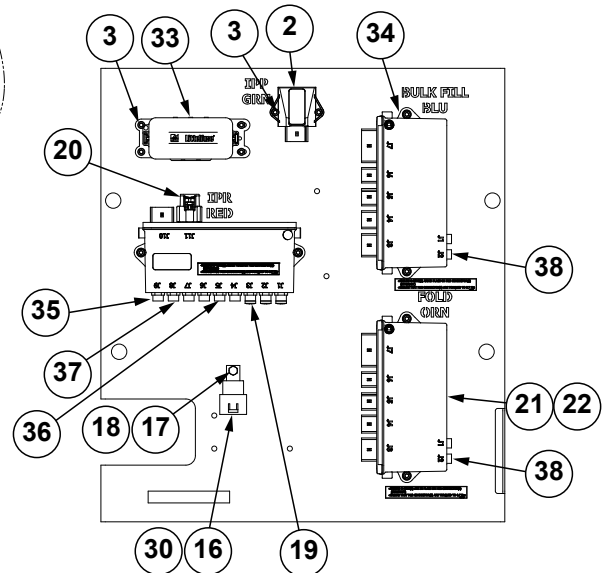
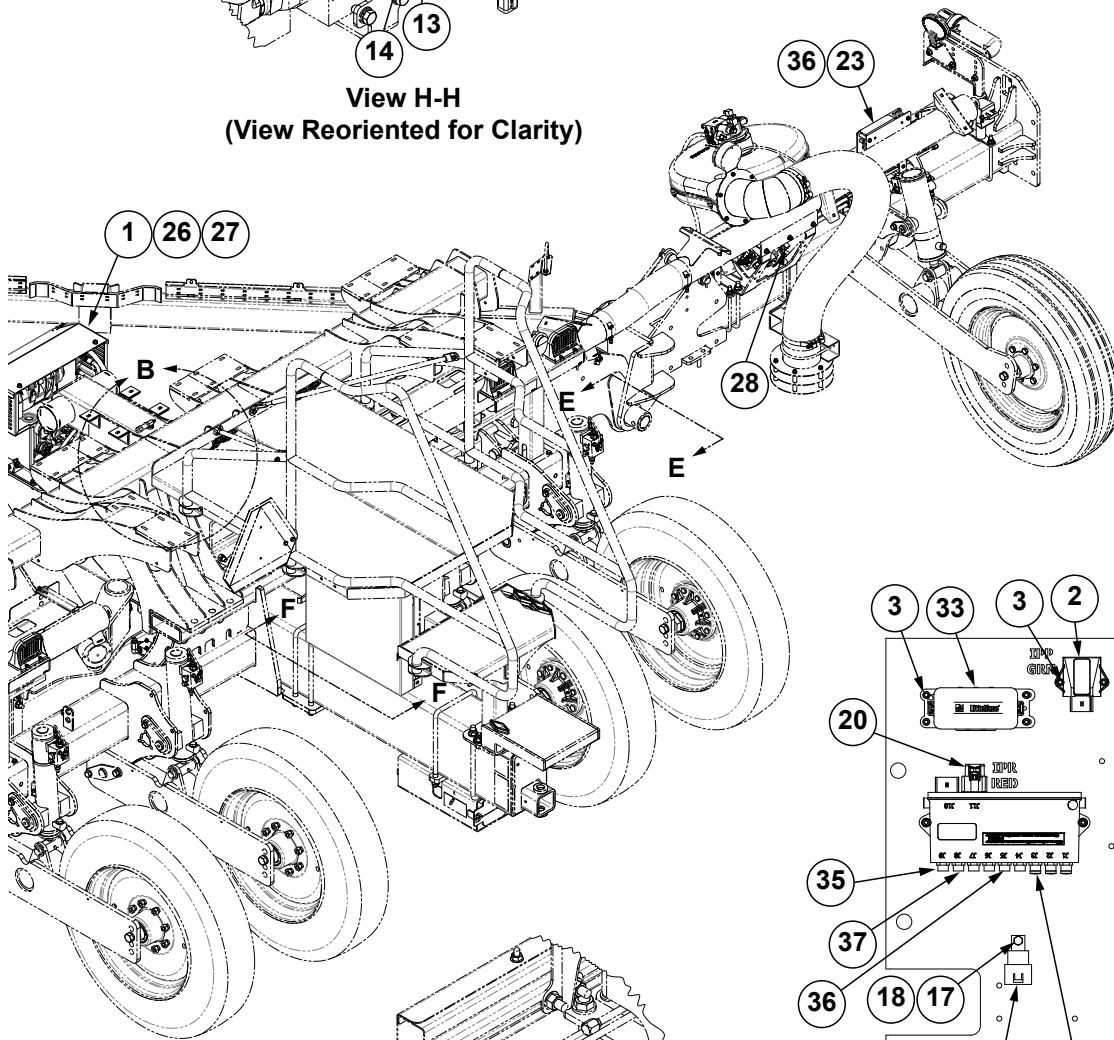
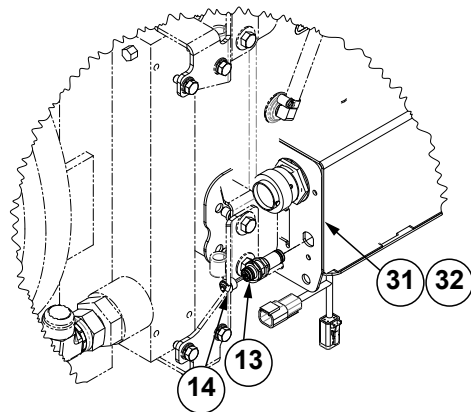


Detail C
(2 Places)

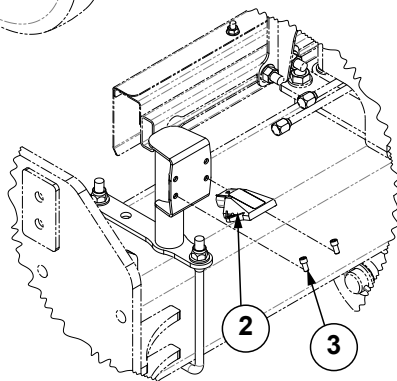


Detail G
(2 Places)





View F-F
(View Reoriented for Clarity)



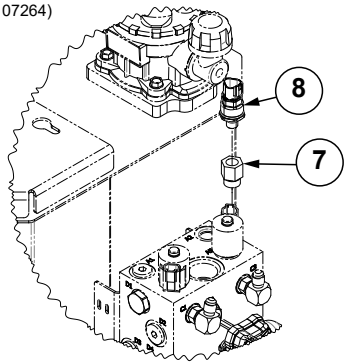
Detail D
(2 Places)

Continued on following page.

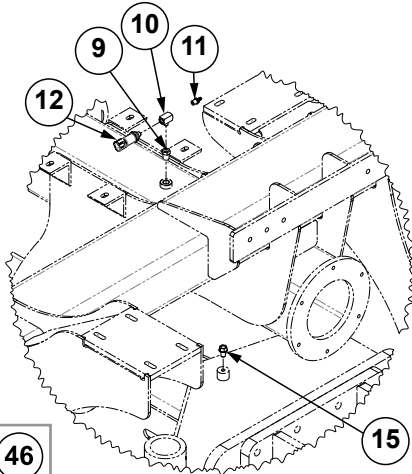
ITEM	PART NO.	QTY.	DESCRIPTION
1	---	-	See "Power Pack Assembly" on page P217
2	GA21687	3	IPP Module Assembly
3	G10260	10	Hex Socket Head Cap Screw, ¼"-20 x ½"
4	---	1	See "Implement Switch Assembly" on page P215
5	G10103101	2	Cylinder Tube Spacer
6	G10051001	2	Bolt Clamp, 4" to 7¼"
7	G6410-08-06	1	Adapter, ¾"-16 x ⅞"-18
8	G10780301	1	Pressure Sensor
9	G10041501	3	¼" to ⅛" Plastic Reducer
10	GD28372	3	⅛" NPT Tee, Brass (Female/Male/Female)
11	GR1736	3	Hose Barb, ⅛" Male NPT To Barb
12	G10349601	3	Air Pressure/Vacuum Sensor
13	GA22585	1	Bulkhead (FEM-FEM M12x1)
14	GD35420	1	M12 Ethernet Cap W/Chain
15	G10123301	3	Hex Non-Serrated Flange, ⅜"-16 x ⅝", Grade 5
16	GA22547	2	Work Light Relay Harness
17	G10023	1	Hex Head Cap Screw, ¼"-20 x ¾"
18	G10621	1	Serrated Flange Nut, ¼"-20
19	GD30726	7	Socket Dust Cover, M12
20	GD35574	1	12-Pin Receptacle, 2 x 6 Cap, Key B W/CPA
21	G10815102	1	12V Toolbar Power Harness, 12 Row and 16 Row
22	G10266301	1	IPN Fold Harness
23	G10806102	1	Right Wing IPN Harness, 12 Row and 16 Row
24	G10806302	1	Left Wing IPN Harness, 12 Row and 16 Row
25	GA25940	1	Wing Worklights Harness
26	GA25934	1	24V Row Unit Power Harness, 12 Row (Rows 1-6)
27	GA25935	1	24V Row Unit Power Harness, 12 Row (Rows 7-12)
28	G10015201	1	Fold RW Harness
29	G10015101	1	Fold/Left Wing Markers Harness
30	GA19409	1	Center Work Light Cable
31	G10209003	1	12V Power Harness, Draft Link, 12 Row
	---		See "BUS Box" on page P281
32	G10803503	1	Draft Link PTO Harness, 166"
33	G10091701	1	Fold Relay Harness
34	GA25200	1	IPN Bulk Fill Harness
35	GA22554-325	1	Ethernet Cable (M12 STR-M12 STR), 325"
36	GA22555-255	1	Ethernet Cable (M12 RA SPECIAL-M12 STR), 255"
37	GA22555-202	1	Ethernet Cable (M12 RA-M12 STR), 202"
38	GA22555-20	2	Ethernet Cable (M12 RA-M12 STR), 20"
39	GA22556-134	8	Ethernet Cable (M12 RA Special-M12 RA Special), 134"
40	GA22556-150	1	Ethernet Cable (M12 RA Special-M12 RA Special), 150"
41	GA22556-115	2	Ethernet Cable (M12 RA Special-M12 RA Special), 115"
42	GA22556-180	1	Ethernet Cable (M12 RA-M12 RA), 180"
43	G10915901	2	5000 Series True Rate (Pull Row Unit) W/IPP Harness
	G10916001	2	5000 Series True Speed (Pull Row Unit) W/IPP Harness
44	G10915801	10	5000 Series True Speed (Pull Row Unit) Harness
	G10915701	10	5000 Series True Rate (Pull Row Unit) Harness
45	G10745201	3	Gas Discharge Adapter Cable

This page left blank intentionally.

(107264)



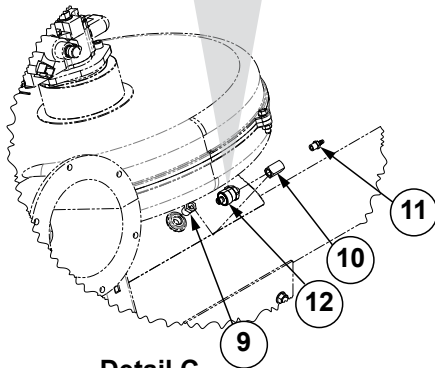
Detail A



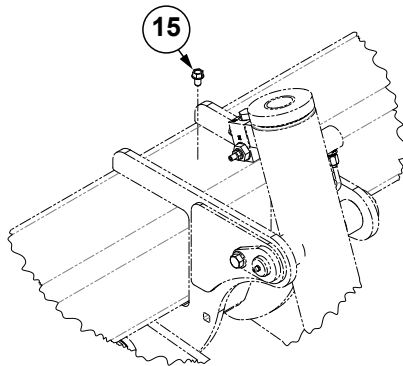
Detail B



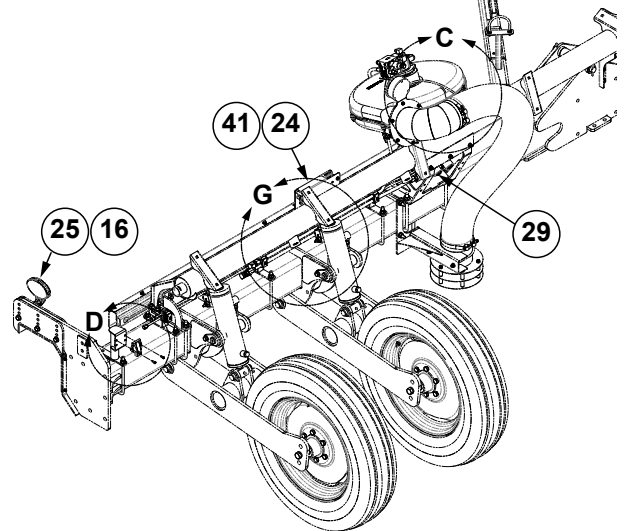
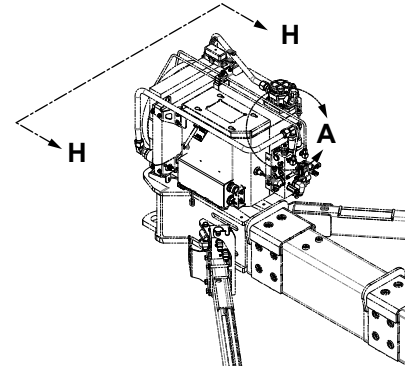
46

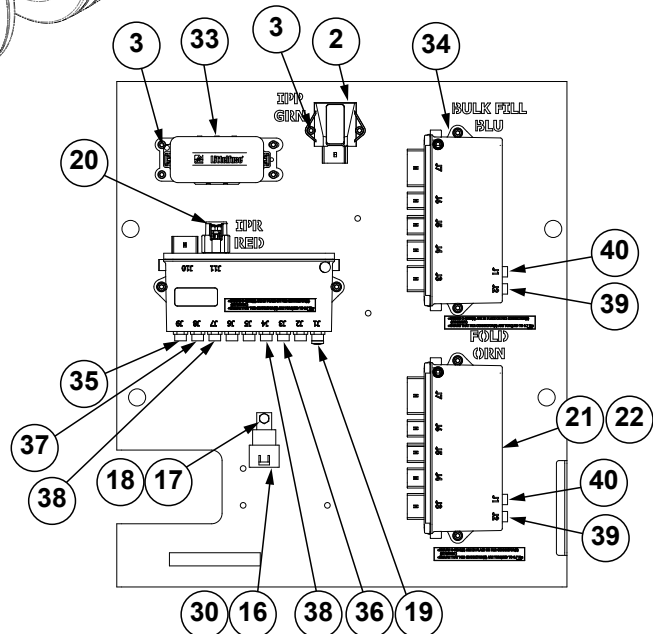
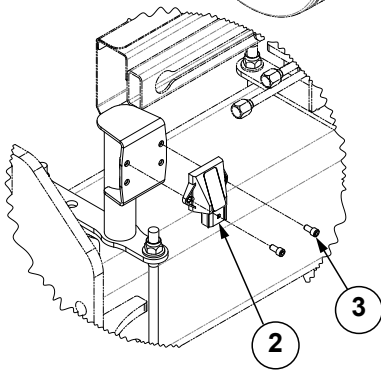
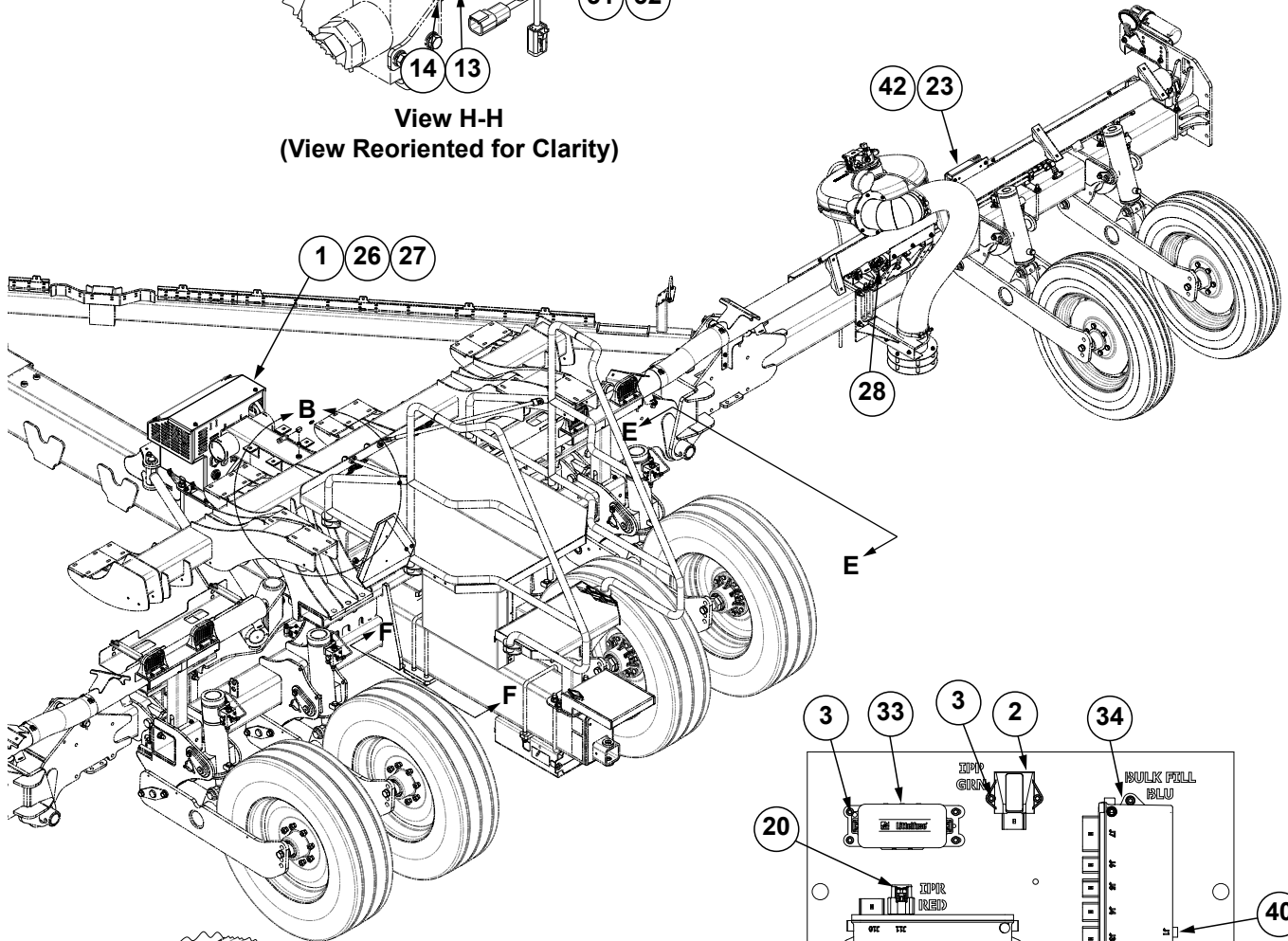
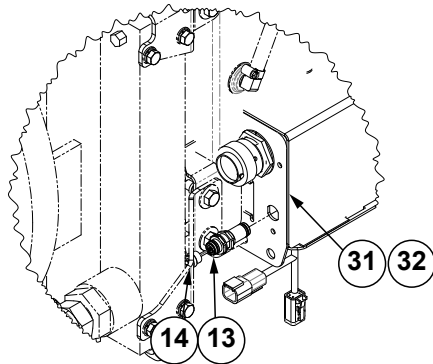


Detail C
(2 Places)



Detail G
(2 Places)





View F-F
(View Reoriented for Clarity)

Continued on following page.

Electrical Blue Vantage Control Package, 16 Row

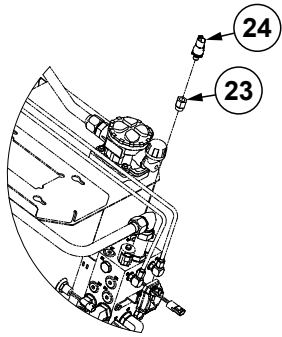
Model 5900

M0321-02

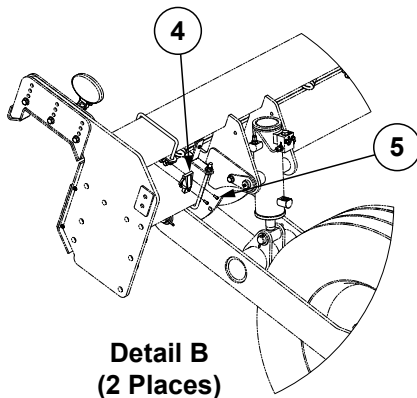
ITEM	PART NO.	QTY.	DESCRIPTION
1	---	-	See "Power Pack Assembly" on page P217
2	GA21687	3	IPP Module Assembly
3	G10260	10	Hex Socket Head Cap Screw, ¼"-20 x ½"
4	---	1	See "Implement Switch Assembly" on page P215
5	G10099101	2	Cylinder Tube Spacer
6	G10051001	2	Bolt Clamp, 4" to 7¼"
7	G6410-08-06	1	Adapter, ¾"-16 x ⅝"-18
8	G10780301	1	Pressure Sensor
9	G10041501	3	¼" to ⅜" Plastic Reducer
10	GD28372	3	⅜" NPT Tee, Brass (Female/Male/Female)
11	GR1736	3	Hose Barb, ⅜" Male NPT To Barb
12	G10349601	3	Air Pressure/Vacuum Sensor
13	GA22585	1	Bulkhead (FEM-FEM M12x1)
14	GD35420	1	M12 Ethernet Cap W/Chain
15	G10123301	3	Hex Non-Serrated Flange, ⅝"-16 x ⅝", Grade 5
16	GA22547	2	Work Light Relay Harness
17	G10023	1	Hex Head Cap Screw, ¼"-20 x ¾"
18	G10621	1	Serrated Flange Nut, ¼"-20
19	GD30726	7	Socket Dust Cover, M12
20	GD35574	1	12-Pin Receptacle, 2 x 6 Cap, Key B W/CPA
21	G10815102	1	12V Toolbar Power Harness, 12 Row and 16 Row
22	G10266301	1	IPN Fold Harness
23	G10806102	1	Right Wing IPN Harness, 12 Row and 16 Row
24	G10806302	1	Left Wing IPN Harness, 12 Row and 16 Row
25	GA25984	1	Wing Worklight Harness
26	GA25872	1	24V Row Unit Power Harness, 16 Row (Rows 1-8)
27	GA25873	1	24V Row Unit Power Harness, 16 Row (Rows 9-16)
28	G10015201	1	Right Wing Row Markers Harness (Fold)
29	G10015101	1	Left Wing Row Markers Harness (Fold)
30	GA19409	1	Center Work Light Cable
31	G10209002	1	12V Draft Link Power Harness, 215" See "BUS Box" on page P281
32	G10803502	1	PTO Draft Link Harness, 200"
33	G10091701	1	Fold Relay Harness
34	GA25200	1	IPN Bulk Fill Harness
35	GA22554-400	1	Ethernet Cable (M12 RA-M12 STR), 400"
36	GA22555-273	1	Ethernet Cable (M12 RA-M12 STR), 273"
37	GA22555-240	1	Ethernet Cable (M12 RA-M12 STR), 240"
38	GA22555-202	2	Ethernet Cable (M12 RA SPECIAL-M12 STR), 202"
39	GA22555-20	2	Ethernet Cable (M12 RA-M12 STR), 20"
40	GA22556-115	2	Ethernet Cable (M12 RA Special-M12 RA Special), 115"
41	GA22556-82	1	Ethernet Cable (M12 RA-M12 RA), 82"
42	GA22556-109	1	Ethernet Cable (M12 RA-M12 RA), 109"
43	GA22556-134	10	Ethernet Cable (M12 RA Special-M12 RA Special), 134"
44	G10915901	2	5000 Series True Rate (Pull Row Unit) W/IPP Harness
	G10916001	2	5000 Series True Speed (Pull Row Unit) W/IPP Harness
45	G10915701	14	5000 Series True Rate (Pull Row Unit) Harness
	G10915801	14	5000 Series True Speed (Pull Row Unit) Harness
46	G10745201	3	Gas Discharge Adapter Cable

This page left blank intentionally.

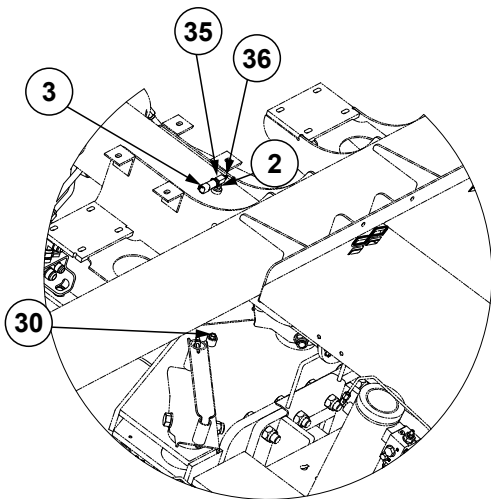
(107254)



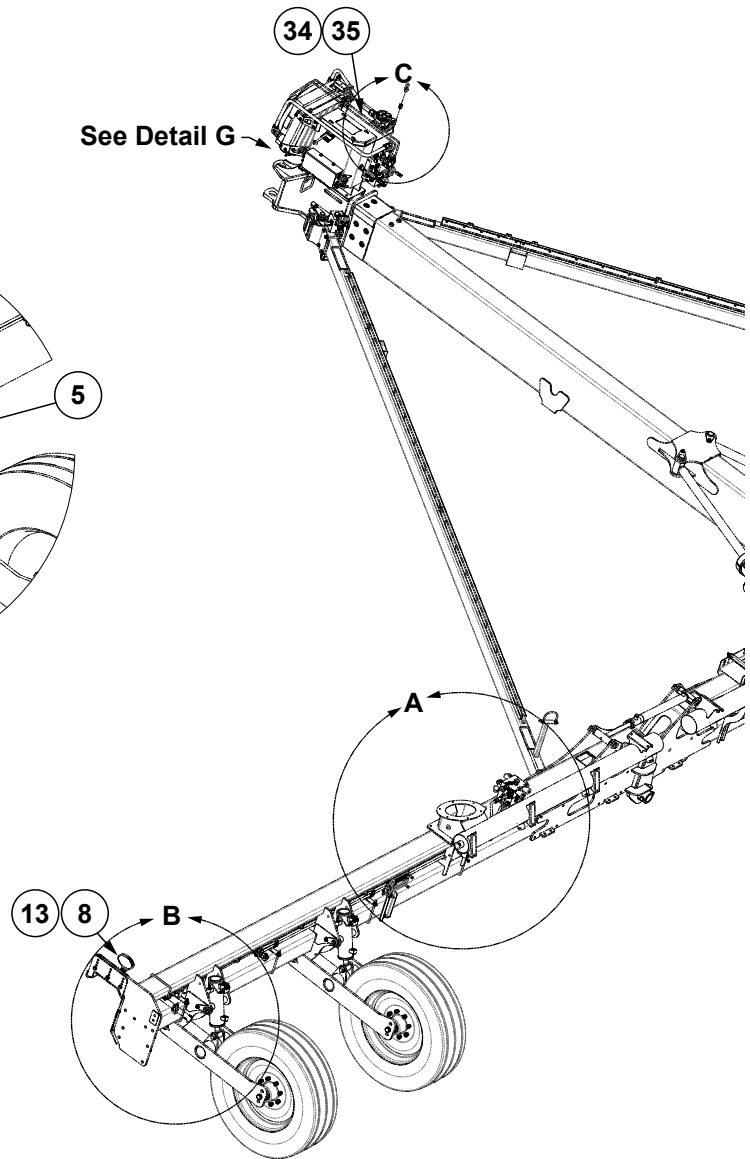
Detail C

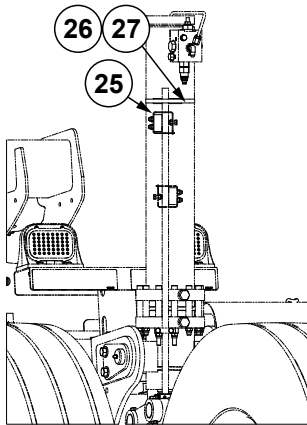


Detail B
(2 Places)

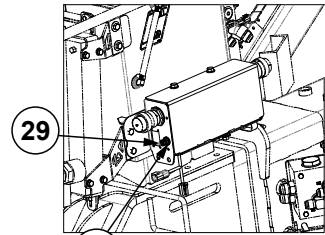


Detail E

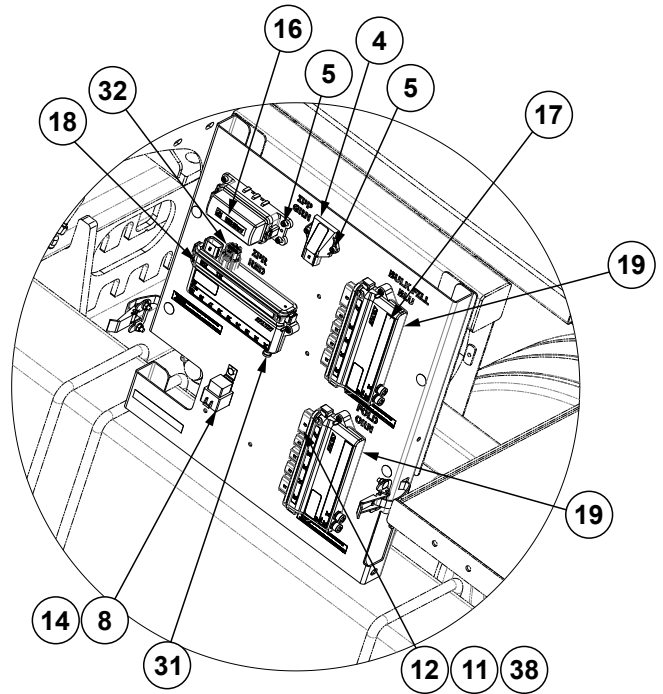
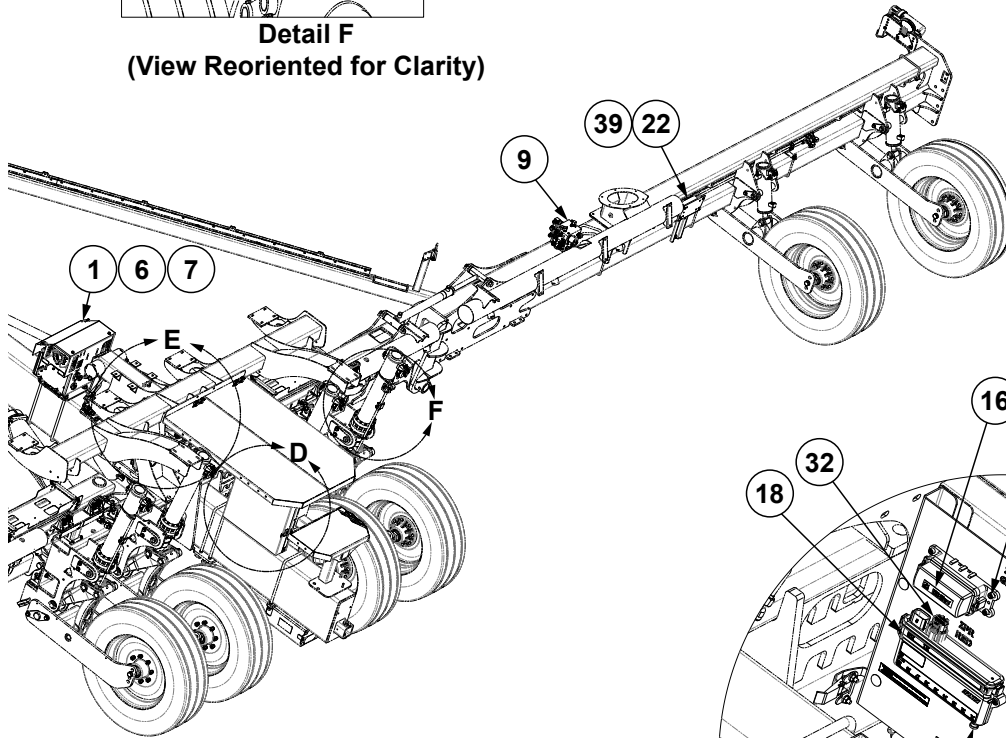




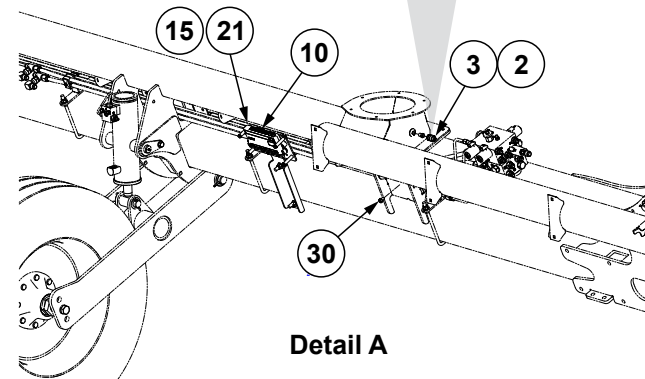
Detail F
(View Reoriented for Clarity)



Detail G
(View Reoriented for Clarity)



Detail D



Detail A

Continued on following page.

Electrical Blue Vantage Control Package, 24 Row

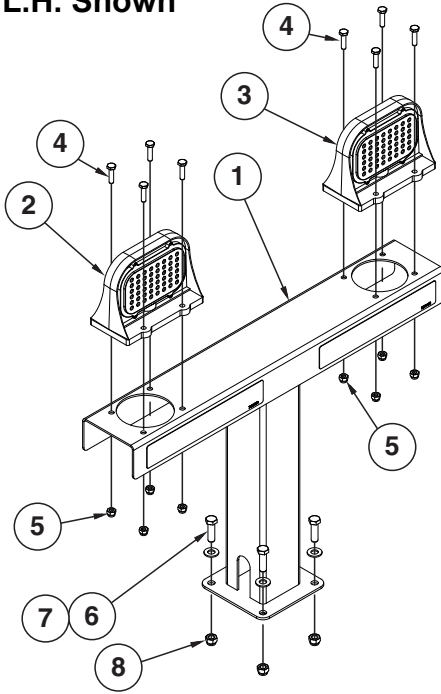
Model 5900

M0321-02

ITEM	PART NO.	QTY.	DESCRIPTION
1	---	-	See "Power Pack Assembly" on page P217
2	G10041501	3	¼" to ⅛" Plastic Reducer
3	G10349601	3	Air Pressure/Vacuum Sensor
4	GA21687	3	IPP Module Assembly
5	G10260	10	Hex Socket Head Cap Screw, ¼"-20 x ½"
6	GA25196	1	24V Power Harness, 24 Row (Rows 1-12)
7	GA25197	1	24V Power Harness, 24 Row (Rows 13-24)
8	GA22547	2	Work Light Relay Harness
9	G10015201	1	Fold Right Wing Harness
10	G10015101	1	Left Wing Row Markers Harness (Fold)
11	G10266001	1	IPN Fold Harness
12	GA25217	1	Wing Worklight Harness
13	GA19409	1	Center Work Light Cable
14	G10806301	1	Left Wing IPN Harness
15	G10091701	1	Fold Relay Harness
16	GA25200	1	IPN Bulk Fill Harness
17	GA22554-560	1	Ethernet Cable (M12 STR-M12 STR), 560"
18	GA22555-20	2	Ethernet Cable (M12 RA-M12 STR), 20"
19	GA22555-228	1	Ethernet Cable (M12 RA-M12 STR), 228"
20	GA22555-310	1	Ethernet Cable (M12 RA-M12 STR), 310"
21	GA22555-340	1	Ethernet Cable (M12 RA-M12 STR), 340"
22	GA22556-82	1	Ethernet Cable (M12 RA-M12 RA), 82"
23	G6410-08-06	1	Adapter, ¾"-16 x ⅝"-18
24	G10780301	1	Pressure Sensor
25	---	1	See "Implement Switch Assembly" on page P215
26	G10049001	2	Cylinder Spacer
27	G10051001	2	Bolt Clamp, 4" to 7¼"
28	GA22585	1	Bulkhead (FEM-FEM M12x1)
	---	---	See "BUS Box" on page P281
29	GD35420	1	M12 Ethernet Cap W/Chain
30	G10123301	3	Hex Non-Serrated Flange, ⅜"-16 x ⅝", Grade 5
31	GD30726	7	Socket Dust Cover, M12
32	GD35574	1	12-Pin Receptacle, 2 x 6 Cap, Key B W/CPA
33	G10209001	1	12V Power Harness, Draft Link, 312"
34	G10803501	1	Draft Link PTO Harness, 290"
35	GD28372	1	⅜" NPT Tee, Brass (Female/Male/Female)
36	GR1736	1	Hose Barb, ⅜" Male NPT To Barb
37	G10203604	1	Implement Switch Extension Harness, 61"
38	G10806101	1	Right Wing IPN Harness
39	GA22555-240	1	Ethernet Cable (M12 RA-M12 STR), 240"
40	GA22556-115	2	Ethernet Cable (M12 RA Special-M12 RA Special), 115"
41	GA22556-109	1	Ethernet Cable (M12 RA-M12 RA), 109"
42	GA22556-134	18	Ethernet Cable (M12 RA Special-M12 RA Special), 134"
43	G10915701	22	5000 Series True Rate (Pull Row Unit) Harness
	G10915801	---	5000 Series True Speed (Pull Row Unit) Harness
45	G10915901	2	5000 Series True Rate (Pull Row Unit) W/IPP Harness
	G10916001	2	5000 Series True Speed (Pull Row Unit) W/IPP Harness
46	G10745201	3	Gas Discharge Adapter Cable

(A17569)

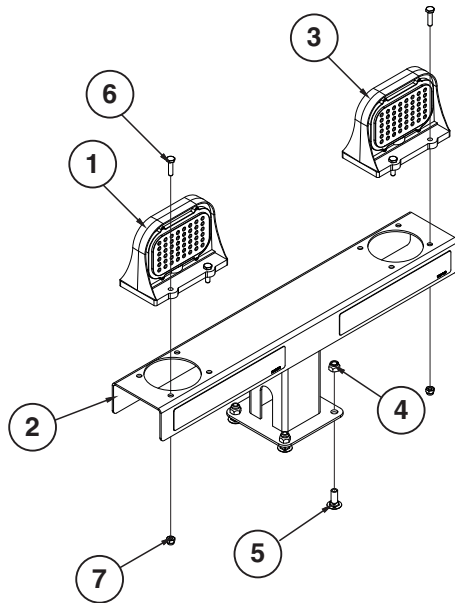
L.H. Shown



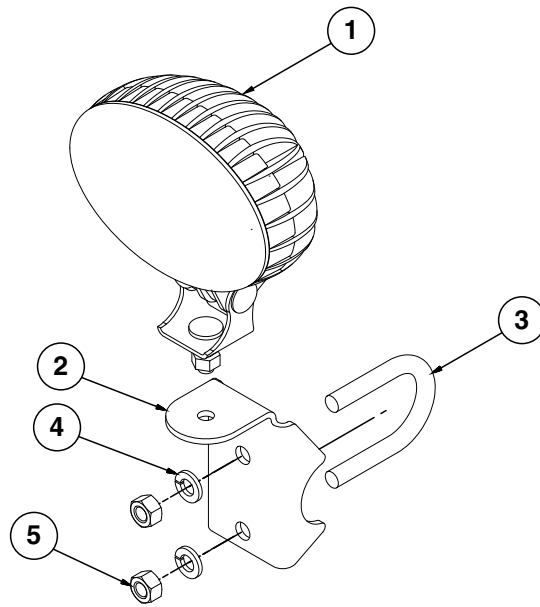
ITEM	PART NO.	QTY.	DESCRIPTION
1	GA21332	1	Light Mount
2	GA18350	1	Flasher Lamp, Amber
3	GA17833	1	Stop/Turn Lamp, Red
4	G10064	8	Hex Head Cap Screw, 1/4"-20 x 1"
5	G11320	8	Lock Nut, 1/4"-20, Grade B
6	G10004	4	Hex Head Cap Screw, 3/8"-16 x 1 1/4"
7	G11387	4	Flat Washer, 3/8" SAE
8	G10108	4	Lock Nut, 3/8"-16

(A18171)

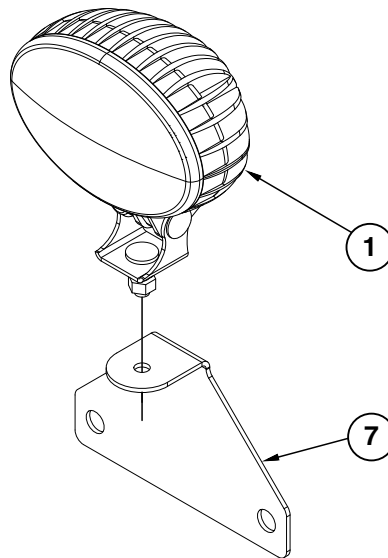
L.H. Shown



ITEM	PART NO.	QTY.	DESCRIPTION
1	GA18350	1	Flasher Lamp, Amber
2	GA21333	1	Light Mount
3	GA17833	1	Stop/Turn Lamp, Red
4	G10108	4	Lock Nut, 3/8"-16
5	G10305	4	Carriage Bolt, 3/8"-16 x 1"
6	G10064	8	Hex Head Cap Screw, 1/4"-20 x 1"
7	G11320	8	Lock Nut, 1/4"-20, Grade B

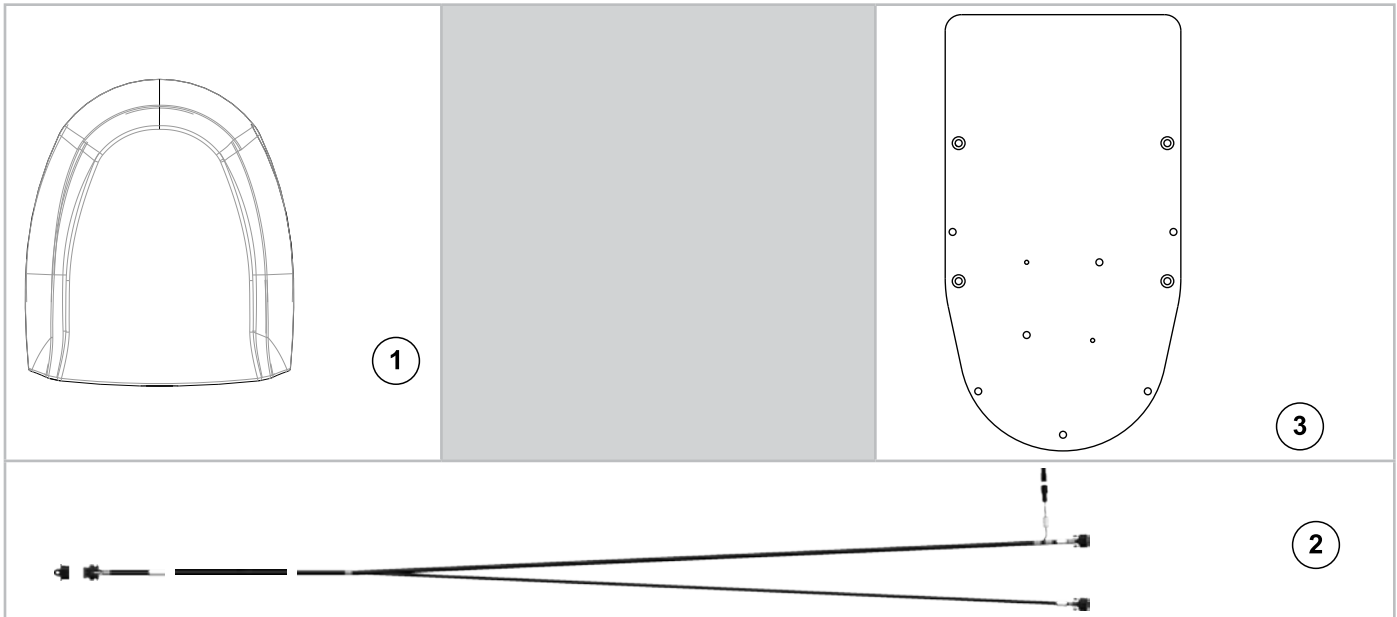


Bulk Fill Work Light



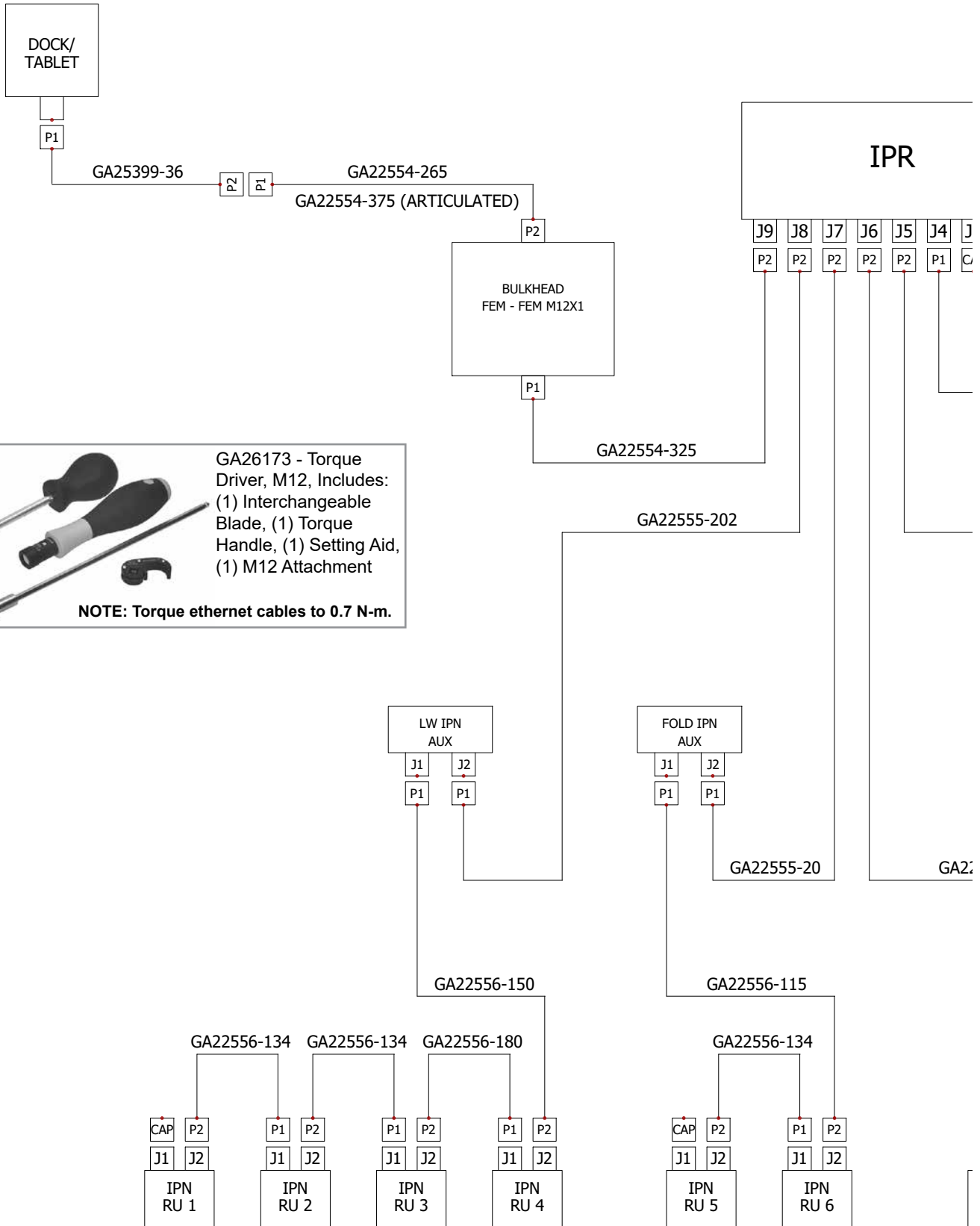
Work Light

ITEM	PART NO.	QTY.	DESCRIPTION
1	GA18486	-	Work Light
2	GD26989	-	Work Light Bracket
3	GD27190	-	U-Bolt, 1½" x ⅜"-16
4	G10229	-	Lock Washer, ⅜"
5	G10101	-	Hex Nut, ⅜"-16
6	---	-	---
7	GD25619	-	Work Light Bracket



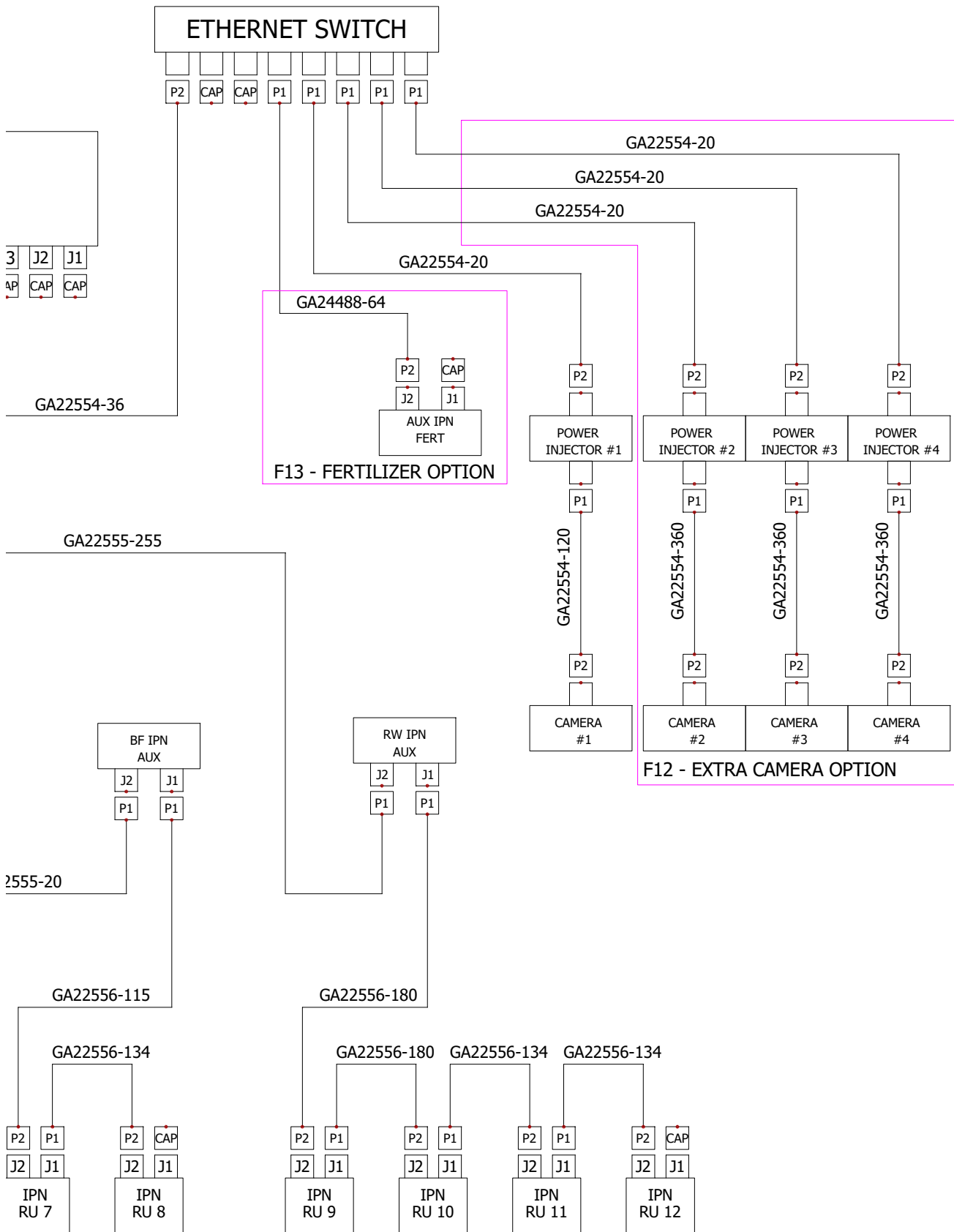
ITEM	PART NO.	QTY.	DESCRIPTION
1	G10254901	1	GPS Receiver
2	G10254701	1	GPS Dual Port Harness
3	G10254801	1	GPS Mount Bracket

(108186)

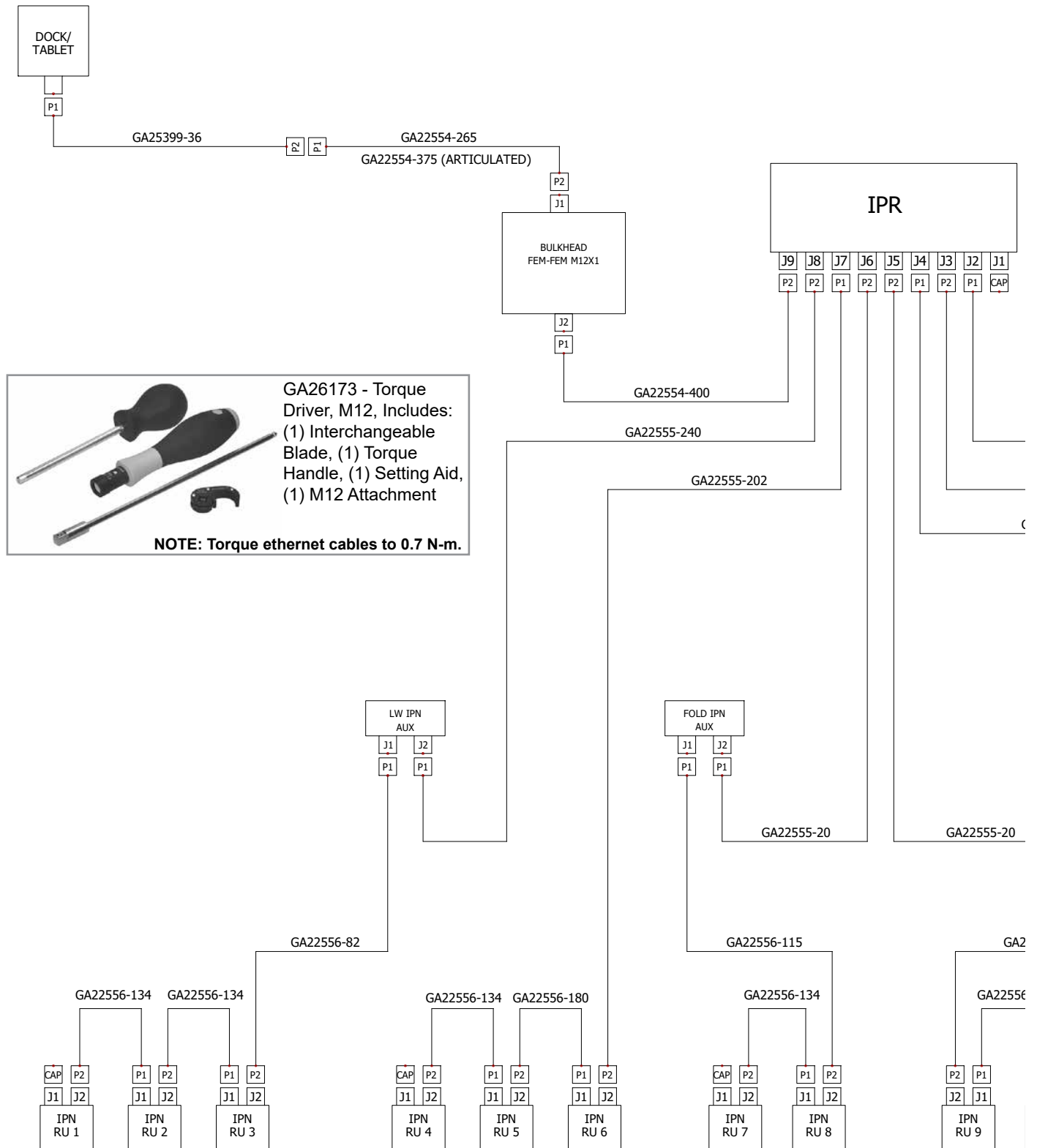


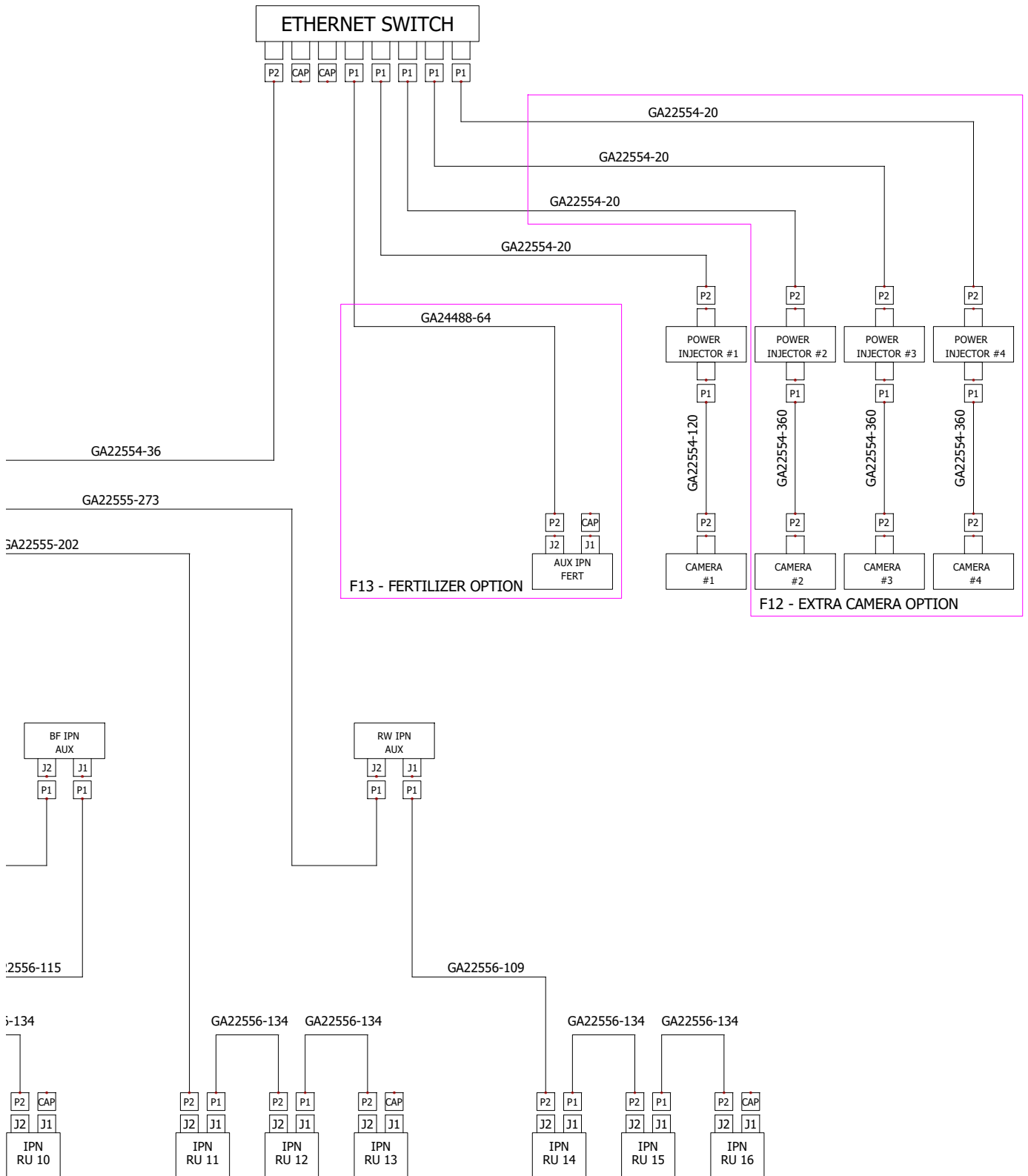
GA26173 - Torque Driver, M12, Includes:
 (1) Interchangeable Blade, (1) Torque Handle, (1) Setting Aid,
 (1) M12 Attachment

NOTE: Torque ethernet cables to 0.7 N-m.

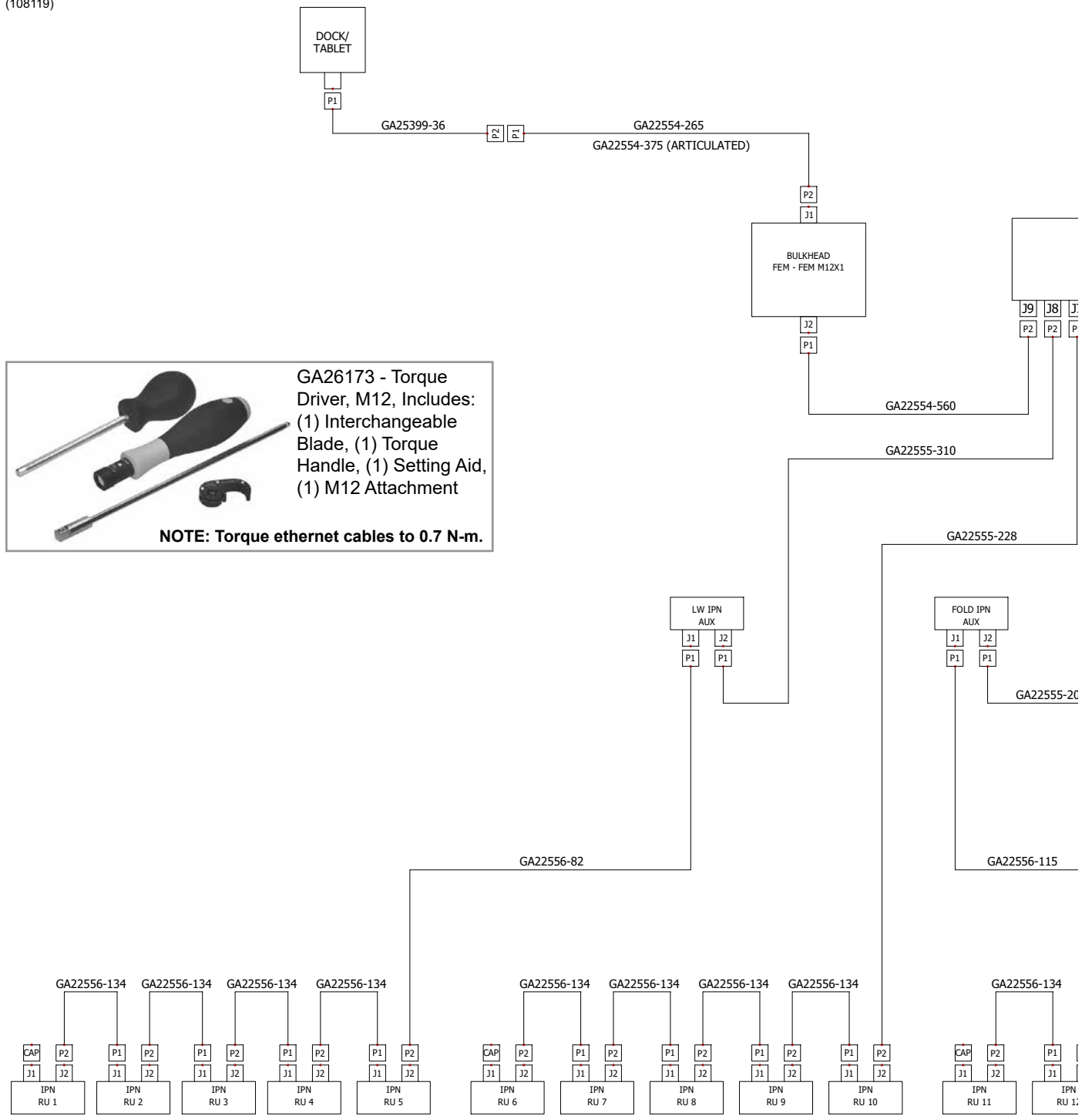


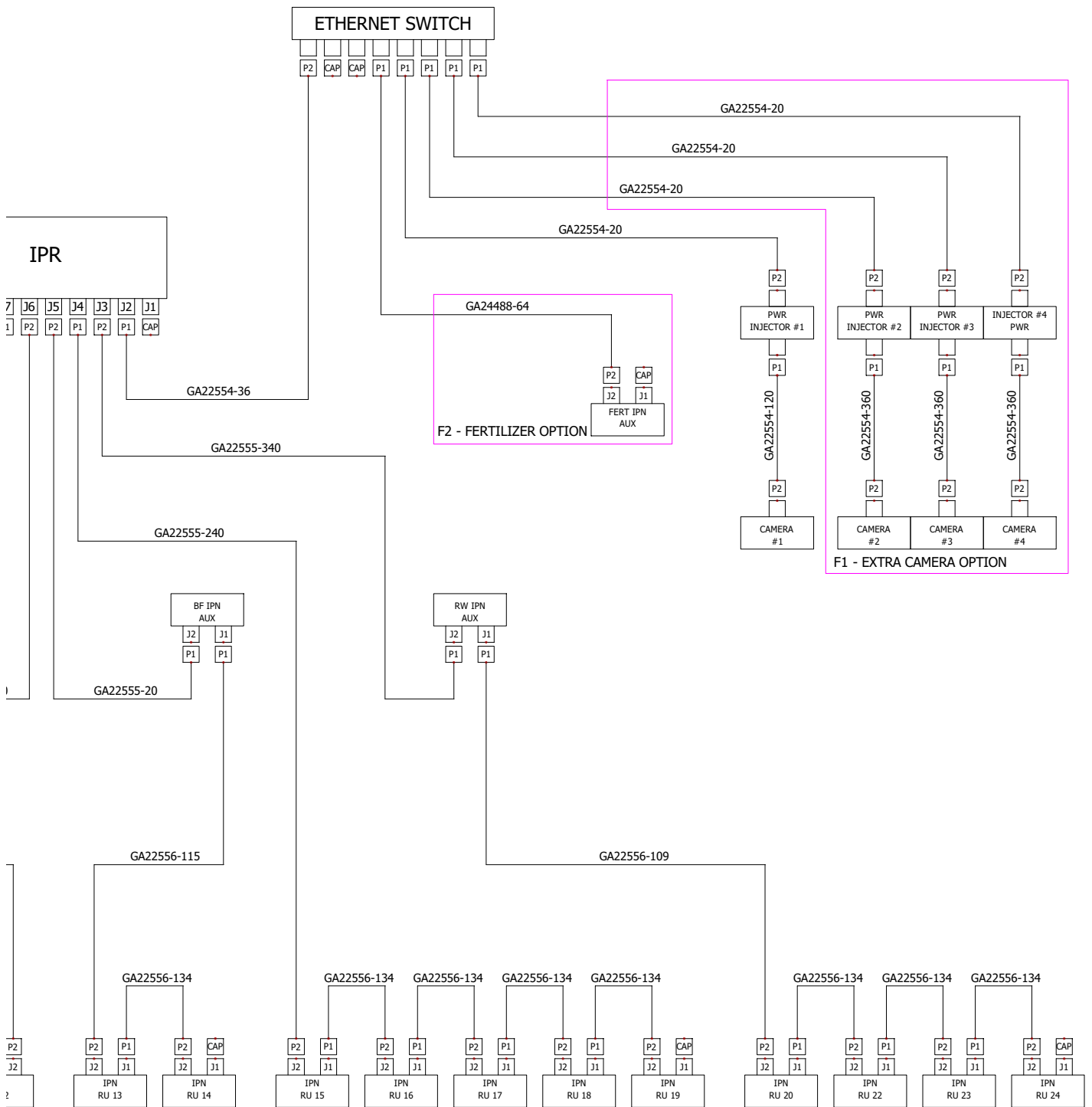
(108187)



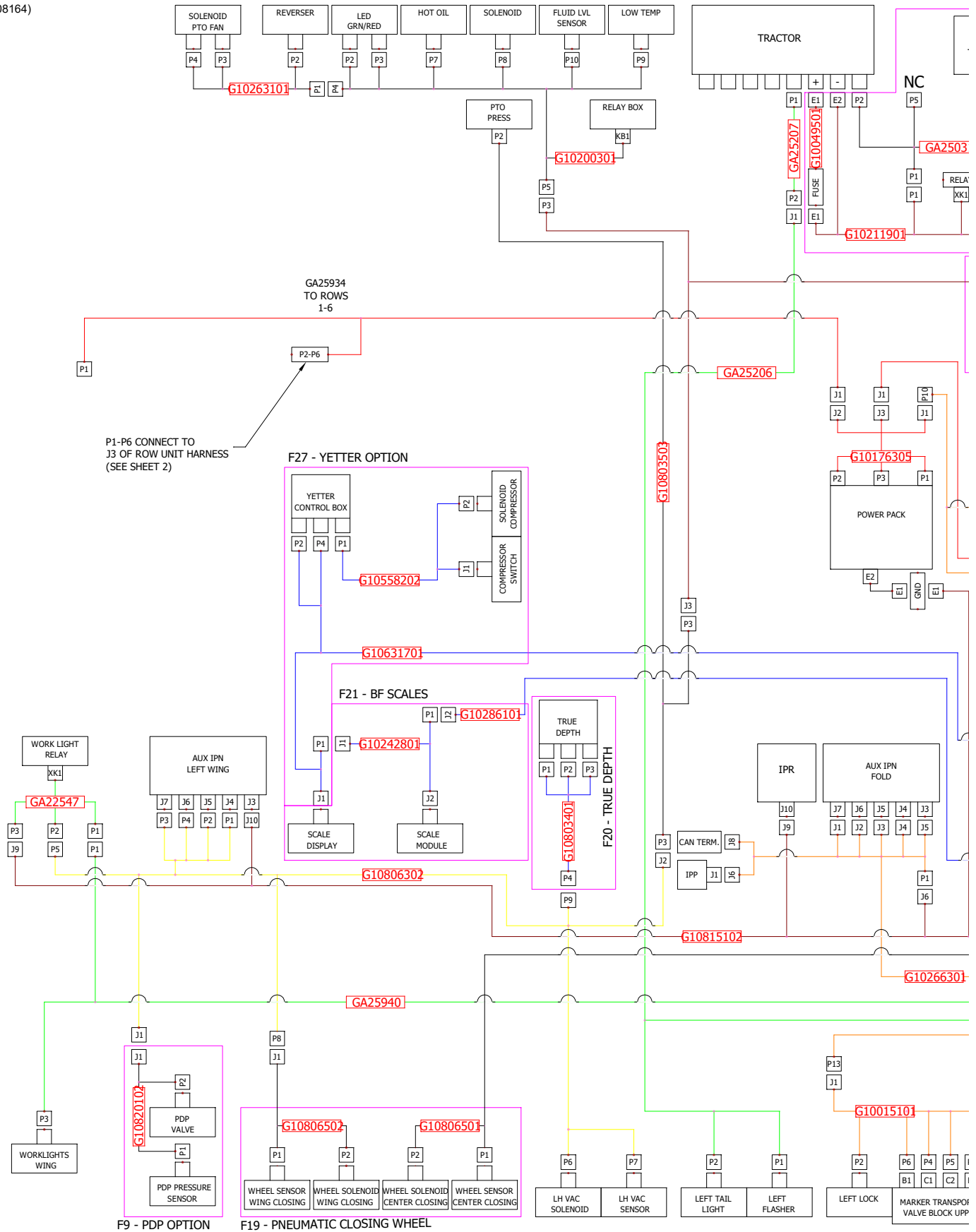


(108119)





(108164)



P1-P6 CONNECT TO J3 OF ROW UNIT HARNESS (SEE SHEET 2)

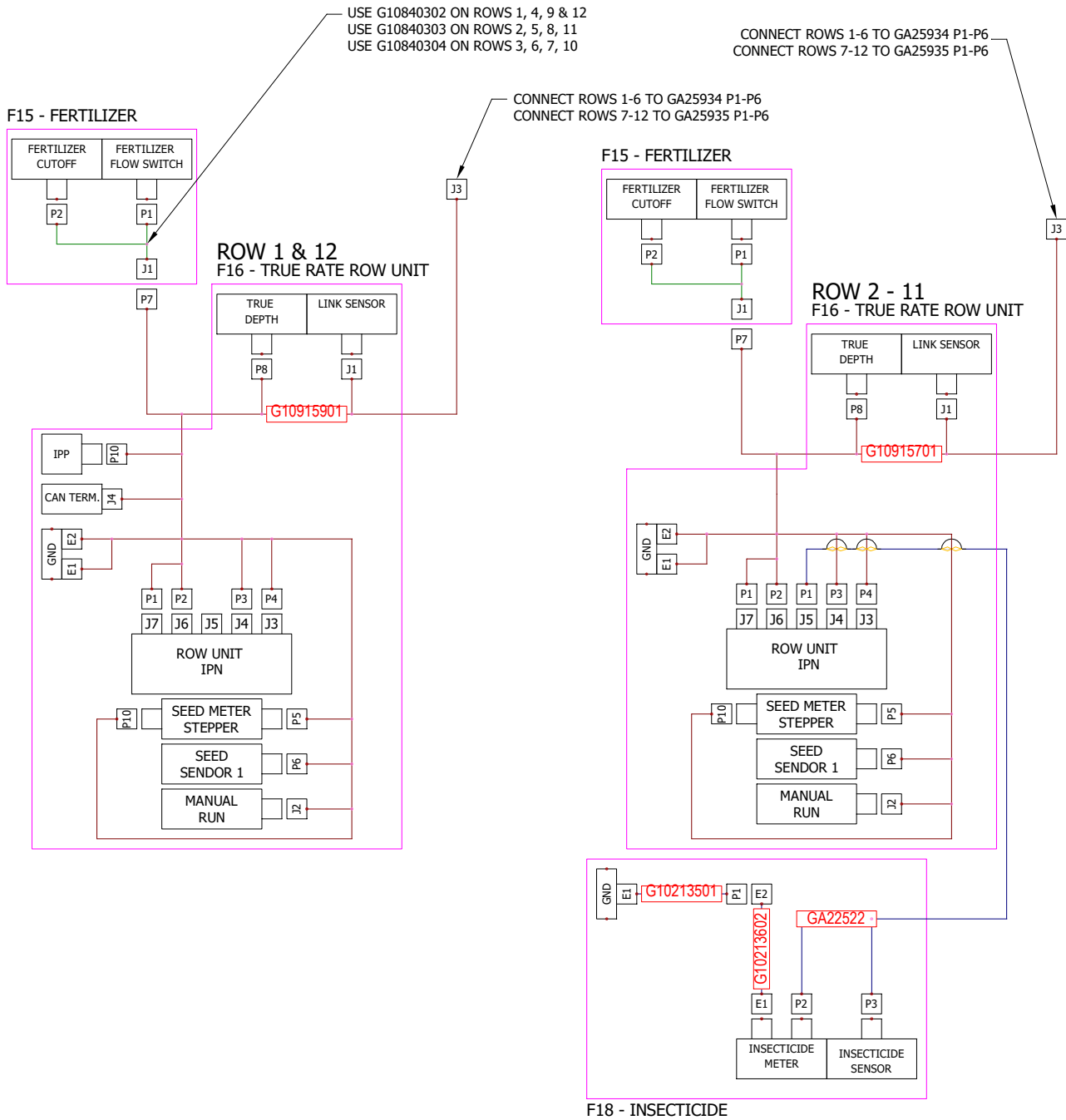
F27 - YETTER OPTION

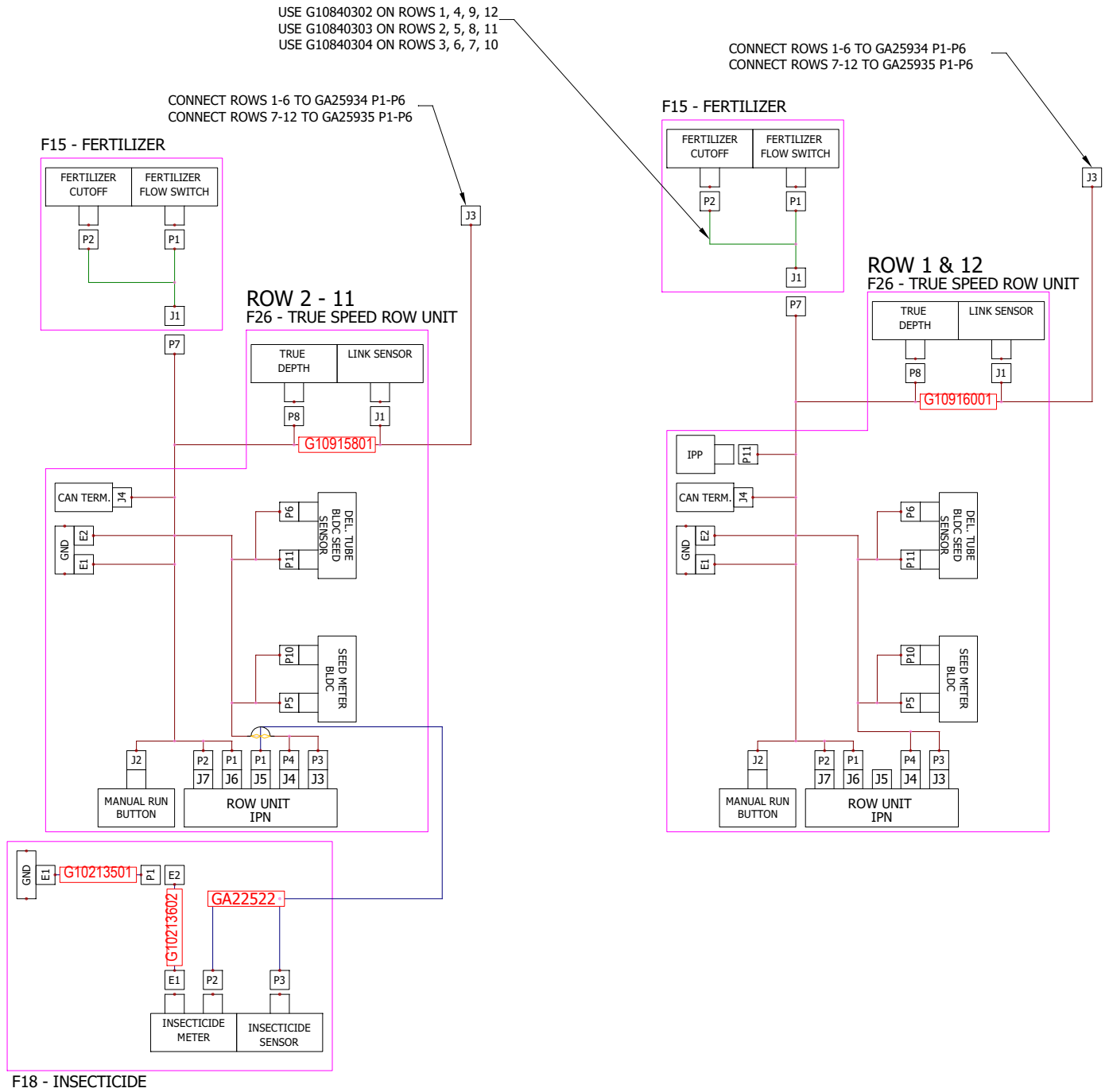
F21 - BF SCALES

F20 - TRUE DEPTH

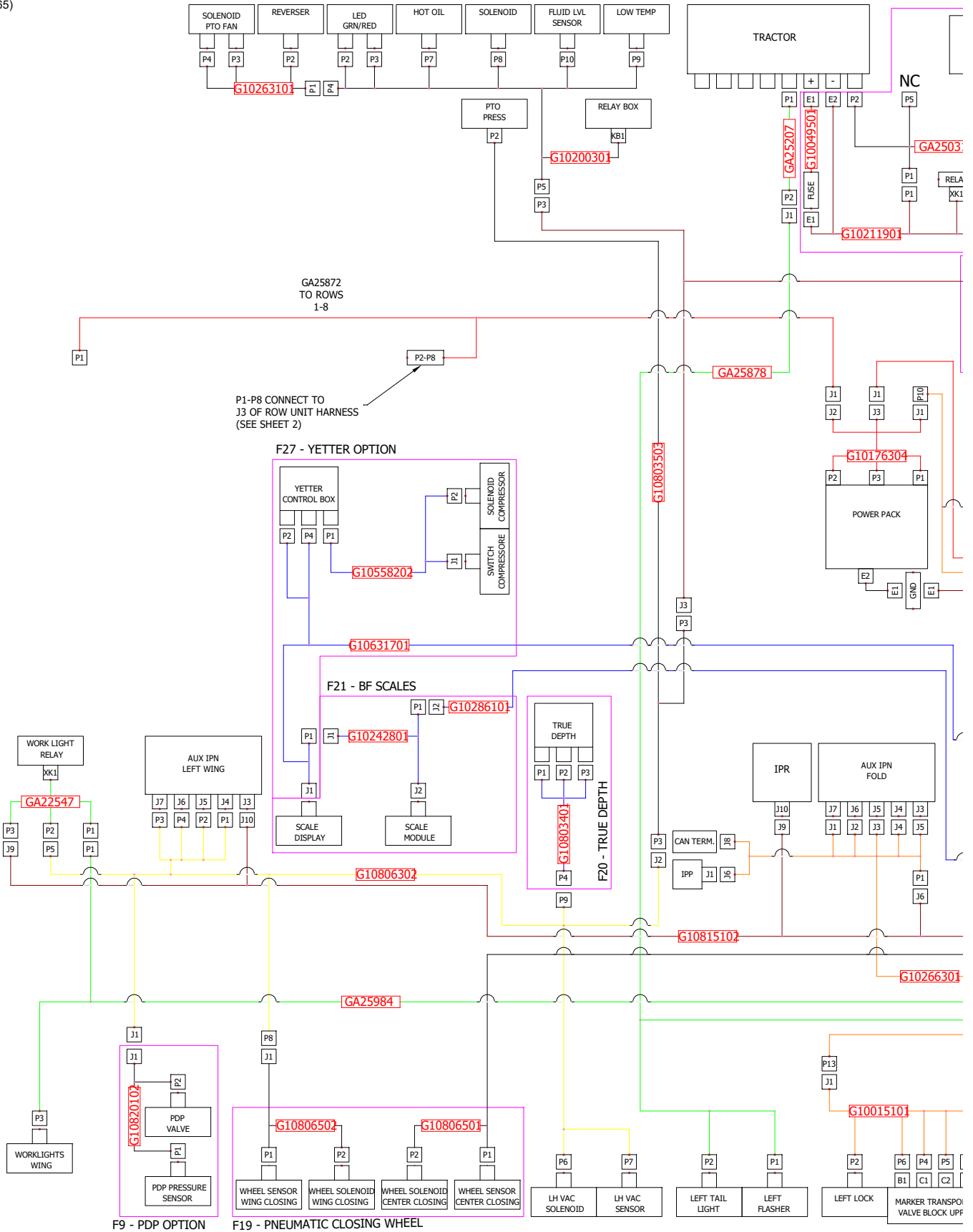
F9 - PDP OPTION

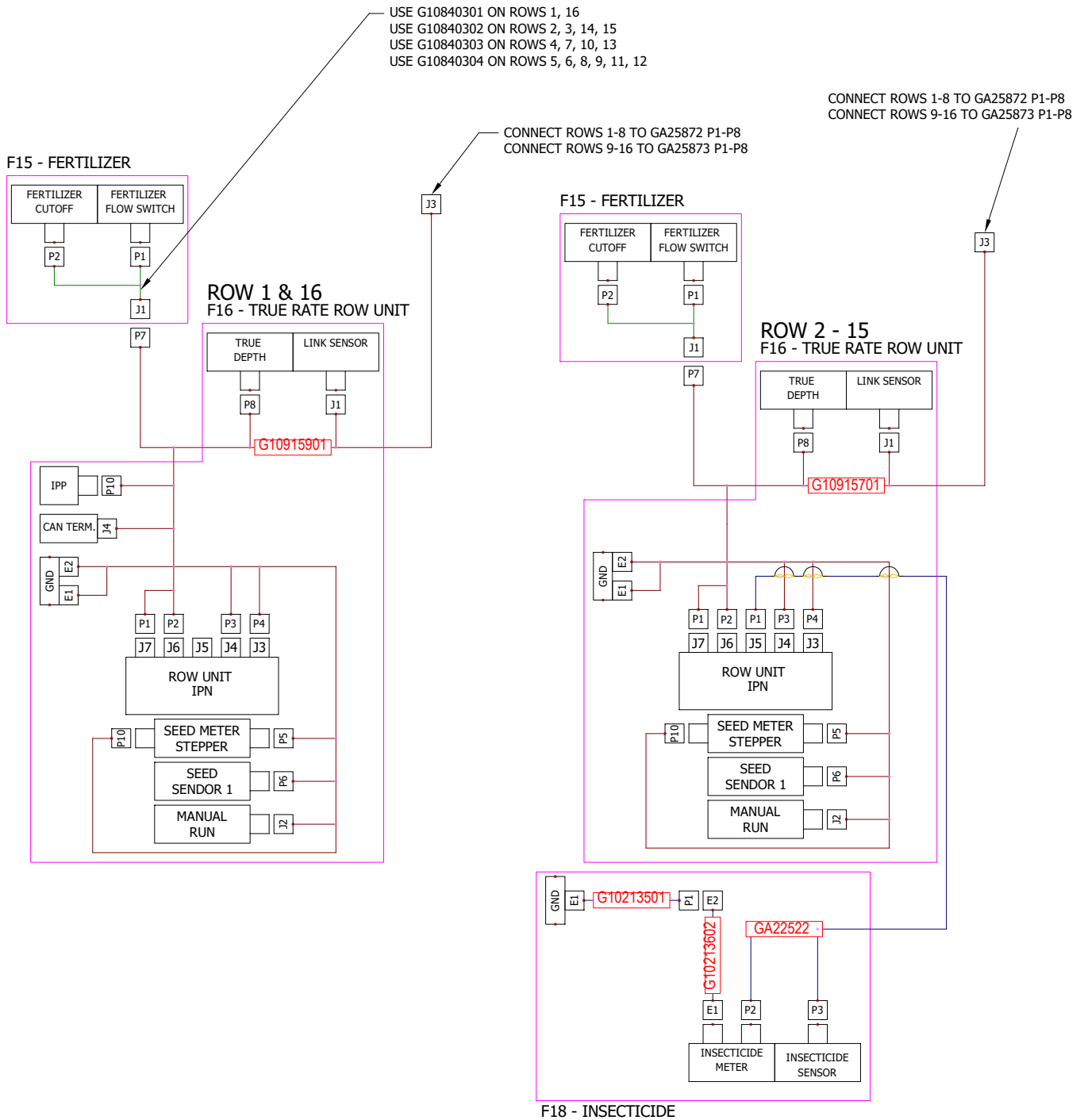
F19 - PNEUMATIC CLOSING WHEEL

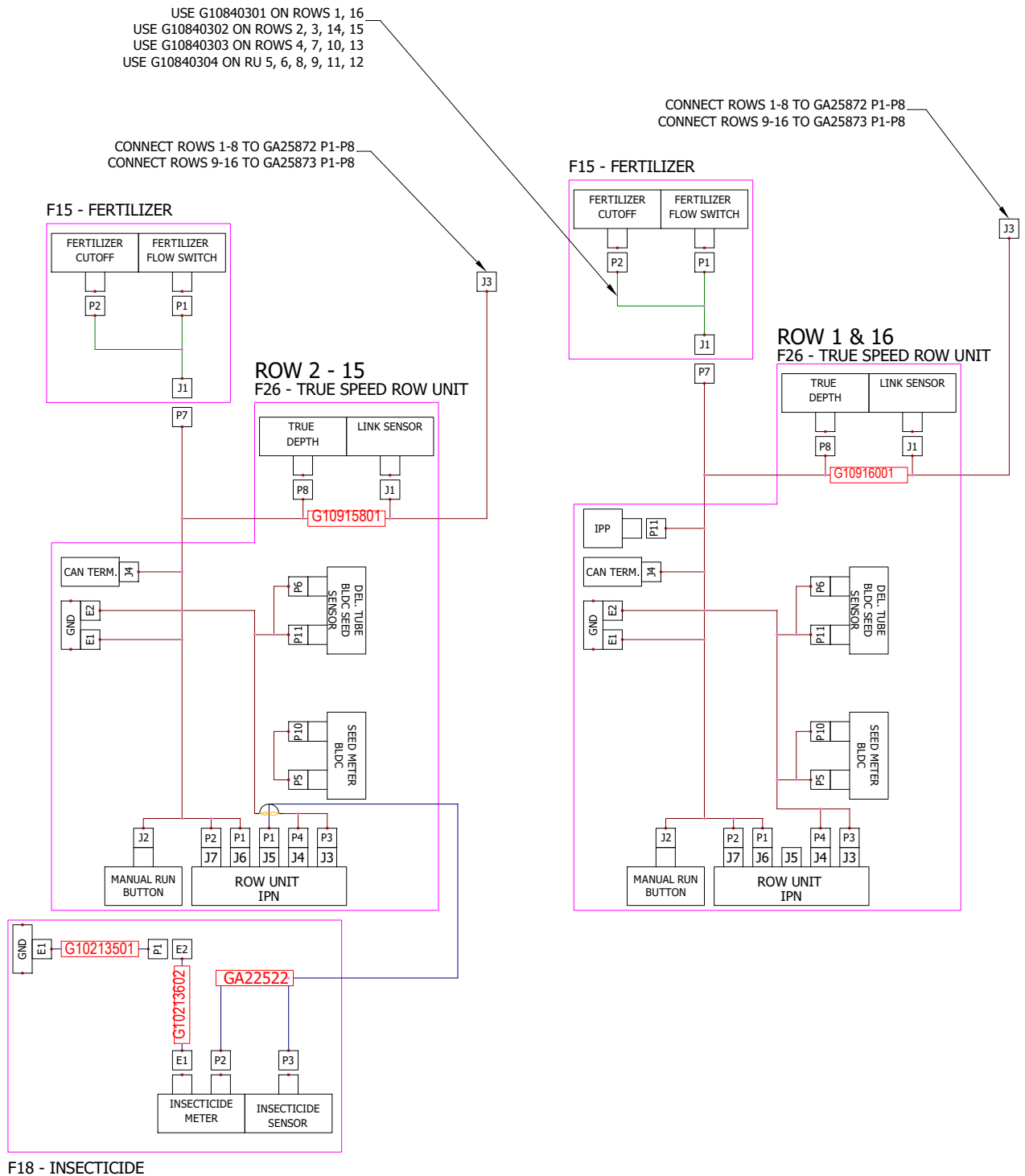




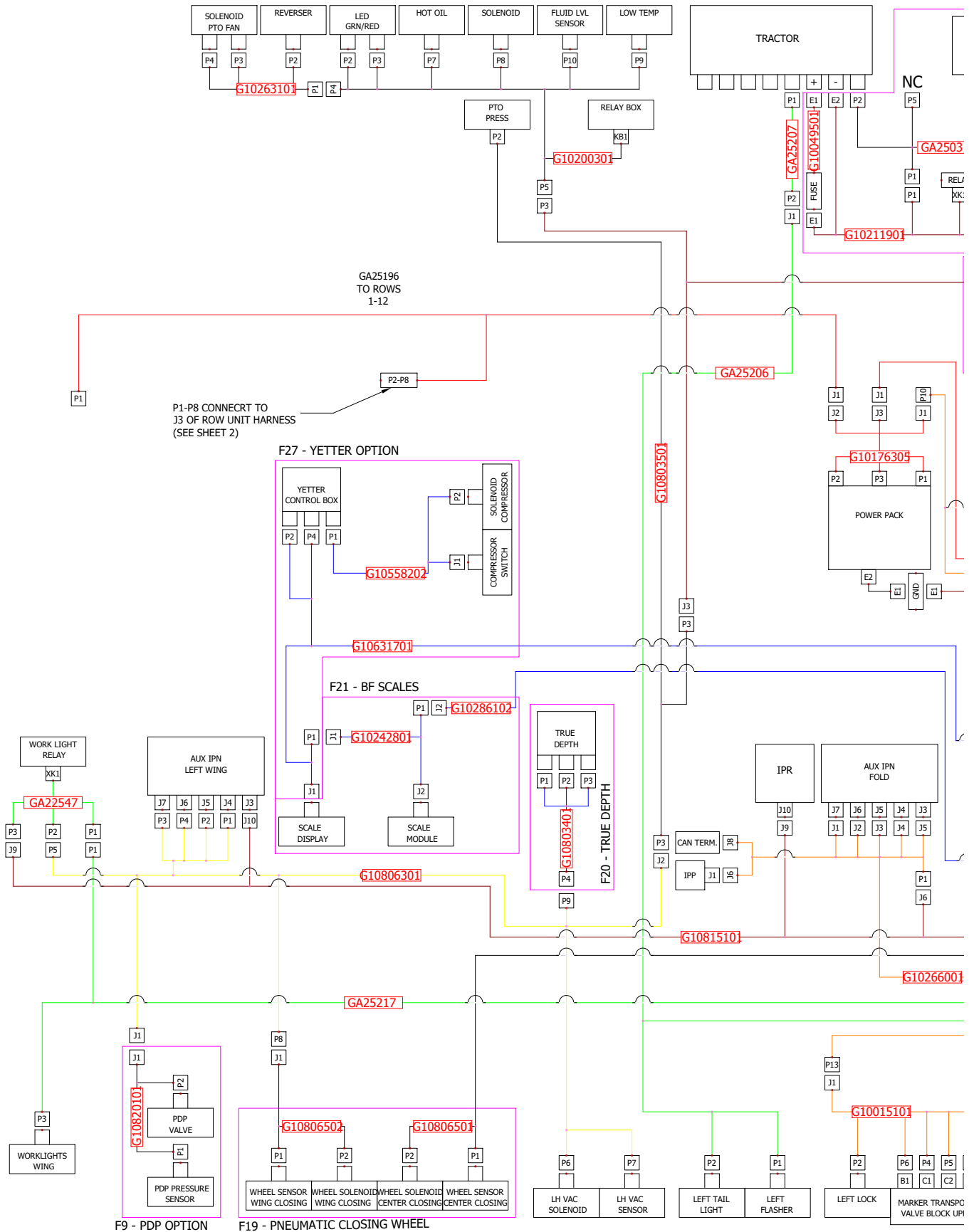
(108165)

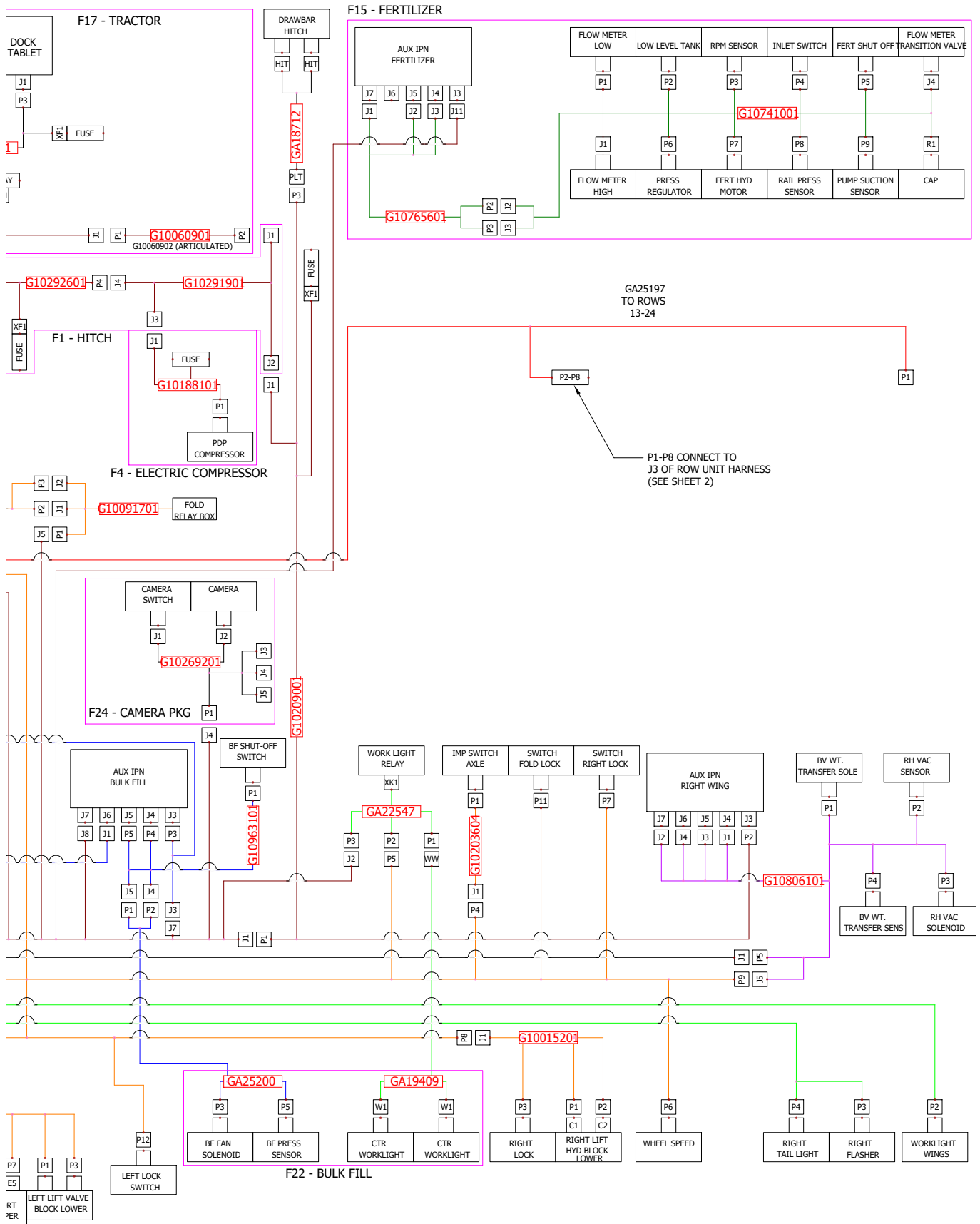




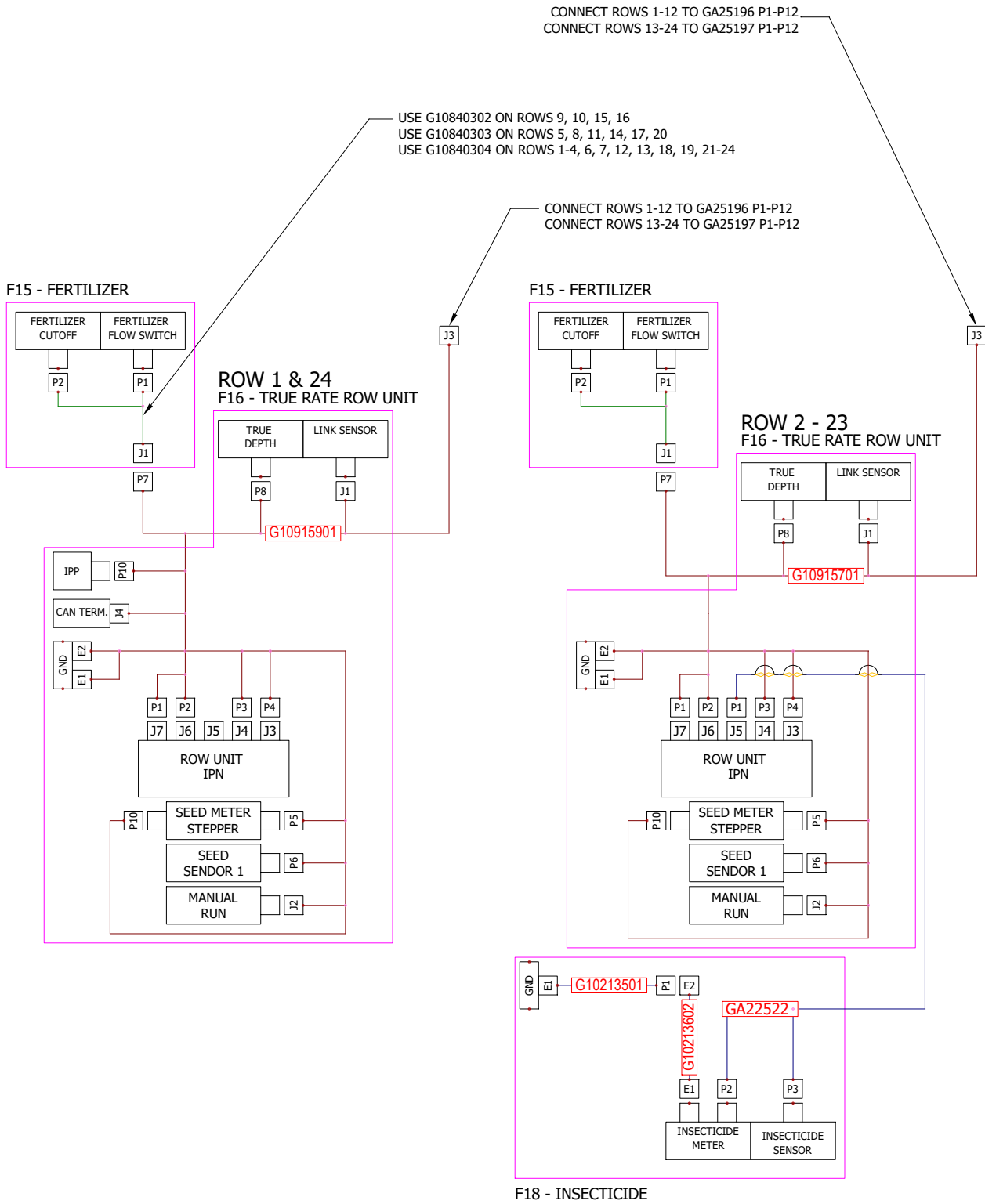


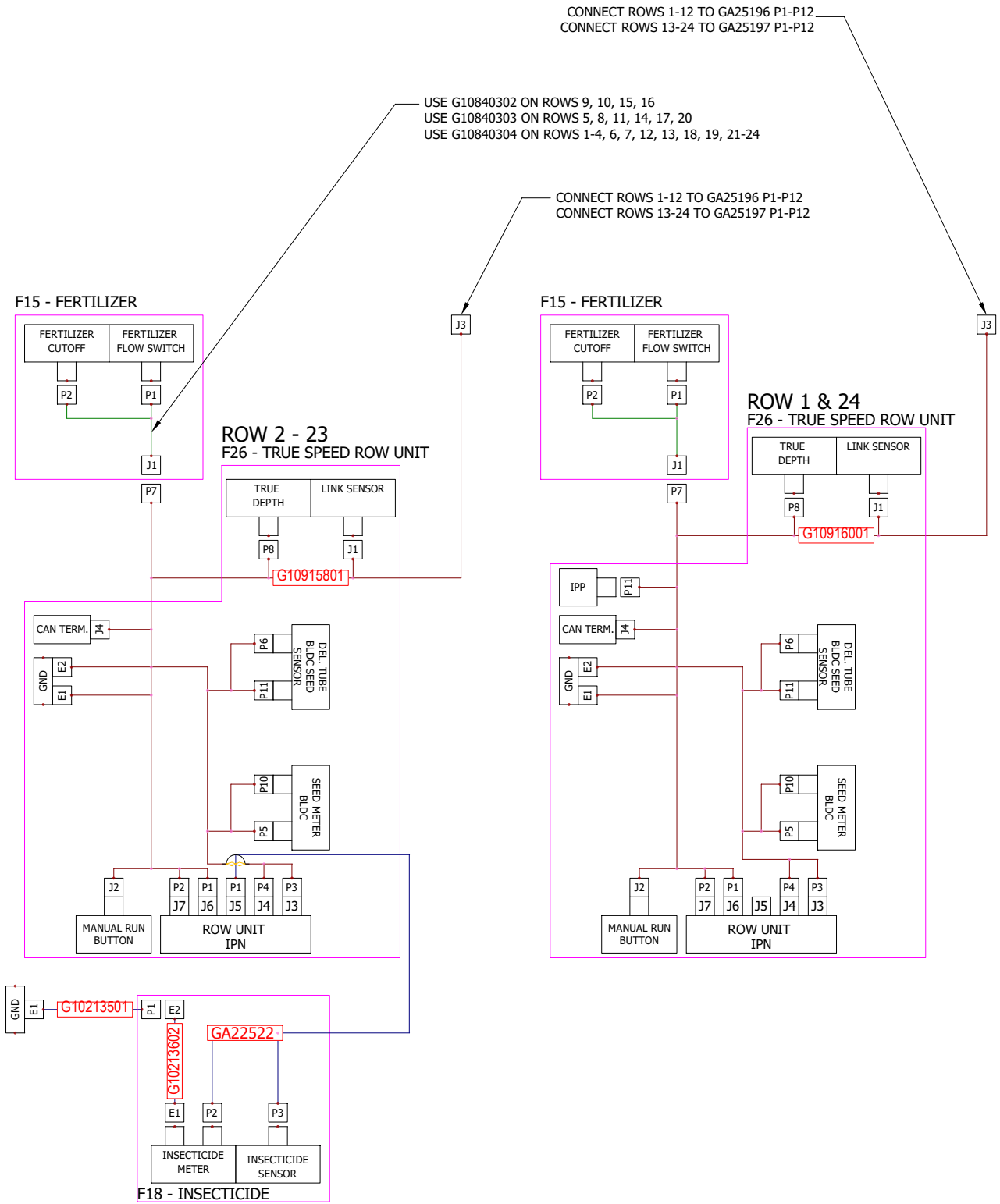
(108)

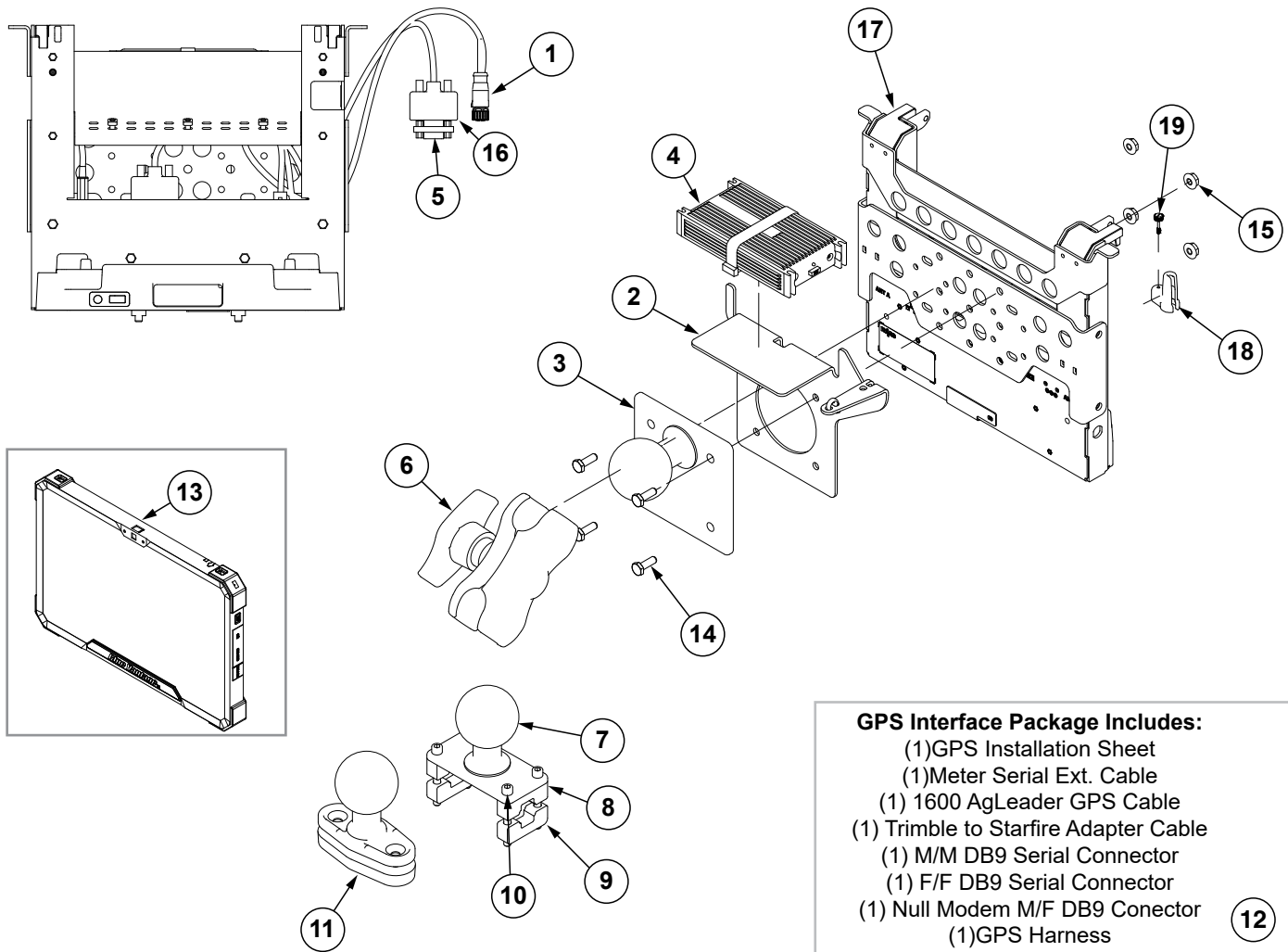




Continued on following pages.

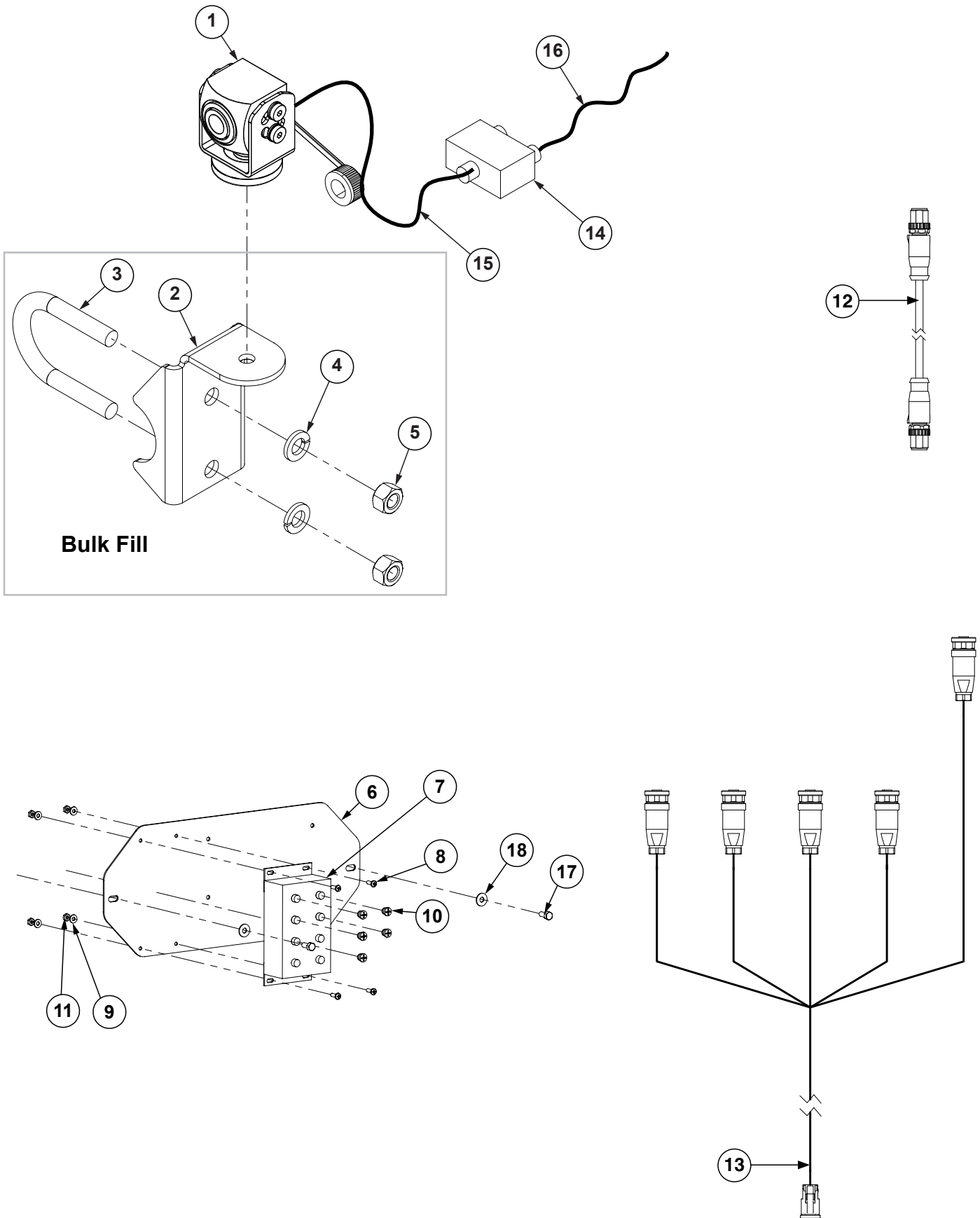




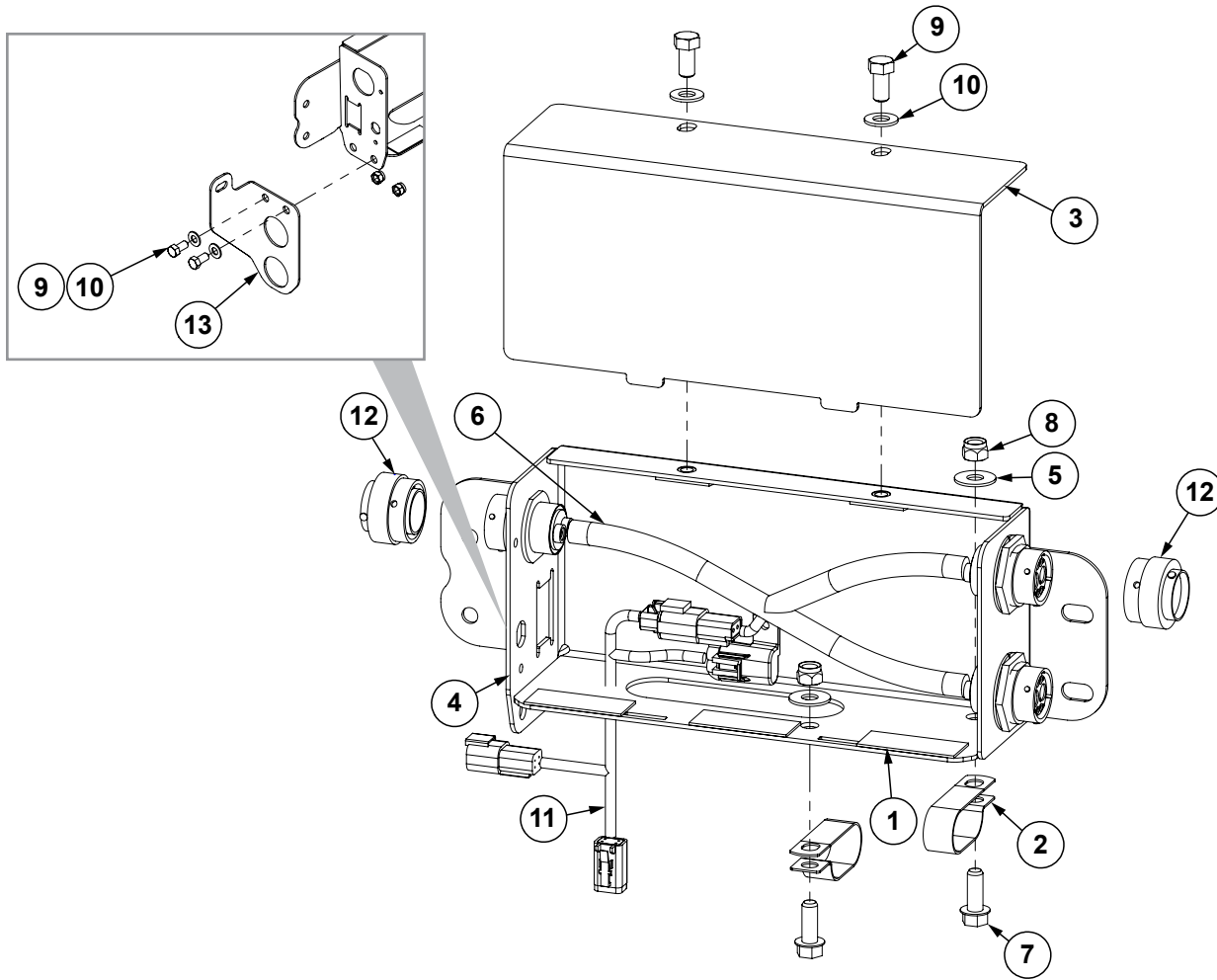


ITEM	PART NO.	QTY.	DESCRIPTION
1	GA25399-36	1	Ethernet Cable (RJ45-Female M12 STR), 36"
2	G10013201	1	Power Supply Display Mount
3	GD33756	1	Ram Ball, 2¼"
4	GA26374	1	Lind Power Adapter (Included W/GA24281)
5	GD35465	1	DB9 M/M Harness Adapter
6	GA24285	1	Double Socket Ram Arm (Short)
7	GD33757	1	Ram Ball W/Plate, 2¼" Ball
8	GD33758	2	Ram Mount Clamp Block, Top
9	GD33759	2	Ram Mount Clamp Block, Bottom
10	G11106	4	Hex Socket Head Cap Screw, ¼"-20 x 2¼"
11	GA24284	1	Ram Ball W/Base, 2½" Ball
12	GA21143	1	GPS Interface Package
13	G10243001	1	Blue Vantage Display
14	G10023	4	Hex Head Cap Screw, ¼"-20 x ¾"
15	G10621	4	Serrated Flange Nut, ¼"-20
16	GA25437	1	DB9 Cable F/F
17	GA24281	1	Docking Station W/Power Supply
18	GD36723	1	Cord Retainer
19	GD36724	1	Thumb Screw, No. 4-40

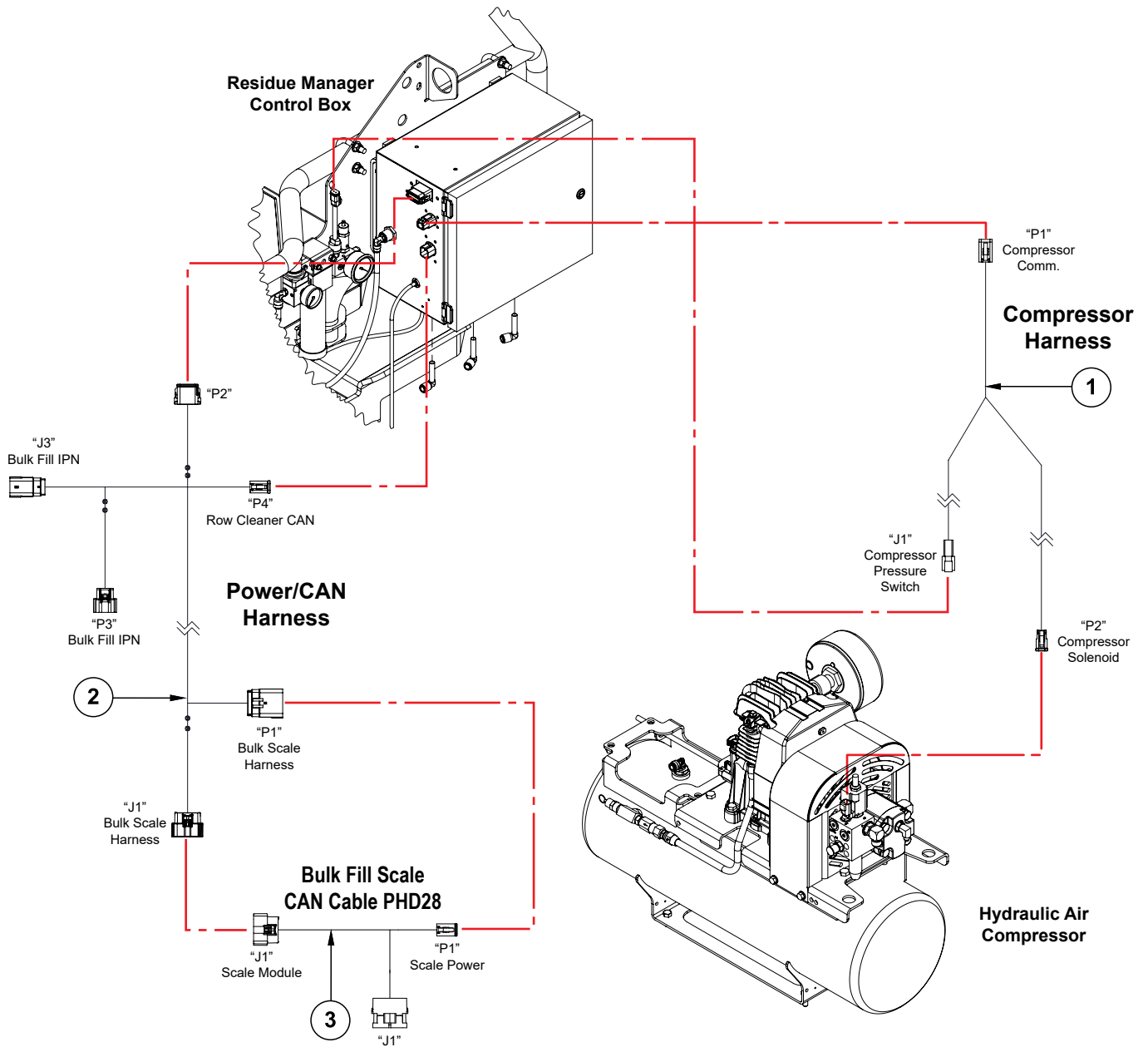
This page left blank intentionally.



ITEM	PART NO.	QTY.	DESCRIPTION
1	G10327702	1	Camera Assembly
2	GD26989	1	Work Light Bracket
3	GD27190	1	U-Bolt, 1½" x ⅜"-16
4	G10229	2	Lock Washer, ⅜"
5	G10101	2	Hex Nut, ⅜"-16
6	G10374501	1	Ethernet Switch Bracket
7	G10375201	1	Ethernet Switch
8	G11341	4	Phillips Pan Head Machine Screw, No. 12-24 x ⅝", Grade 1
9	G11383	4	Flat Washer, No. 12
10	GD30726	5	Socket Dust Cover, M12
11	G10375601	4	Hex Nut, No. 12-24, Grade 1
12	GA22554-36	1	Ethernet Cable, CAT 5 (M12 STR - M12 STR) x 36"
13	G10269201	1	Camera Power Harness
14	G10375101	1	Ethernet Power Injector
15	GA22554-360	-	Ethernet Cable, CAT 5 (M12 STR - M12 STR) x 360"
16	GA22554-20	-	Ethernet Cable, CAT 5 (M12 STR - M12 STR) x 20"
17	G10043	2	Hex Head Cap Screw, ⅝"-18 x ¼"
18	G10219	2	Washer, ⅝" USS

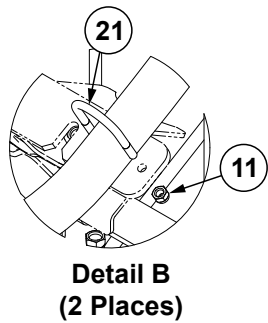
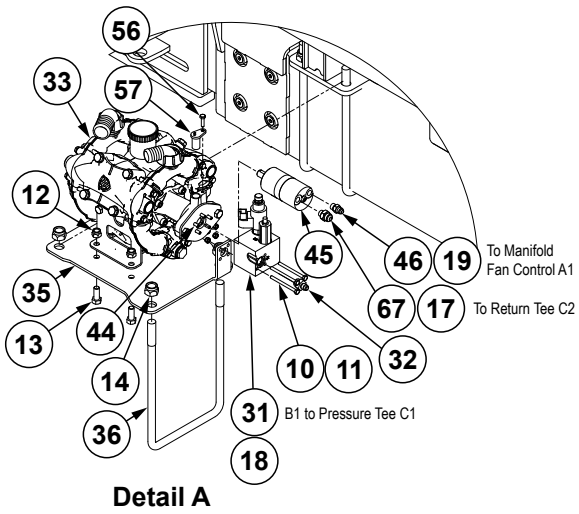
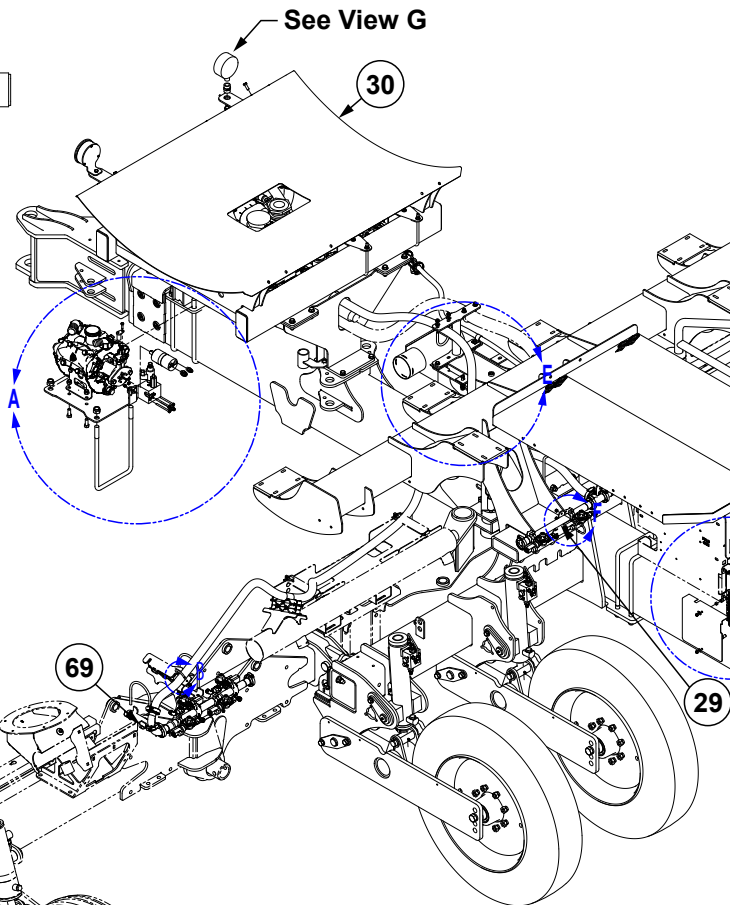
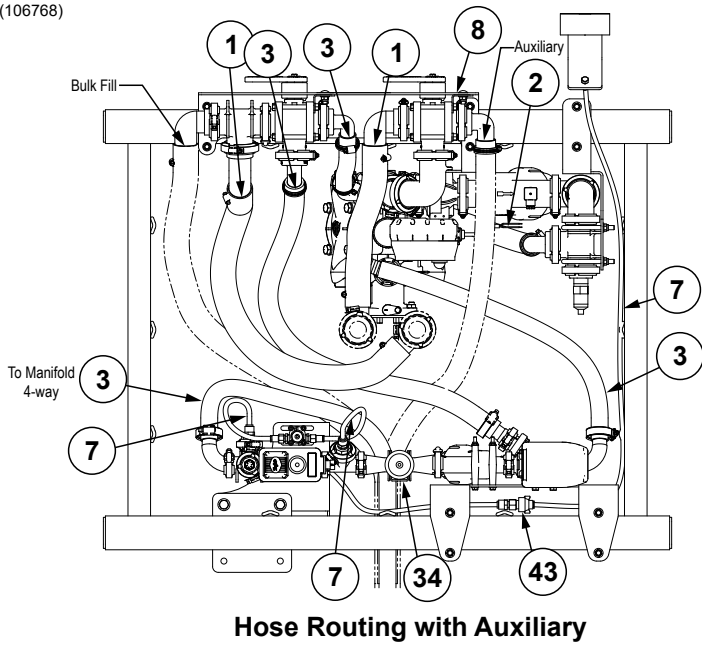


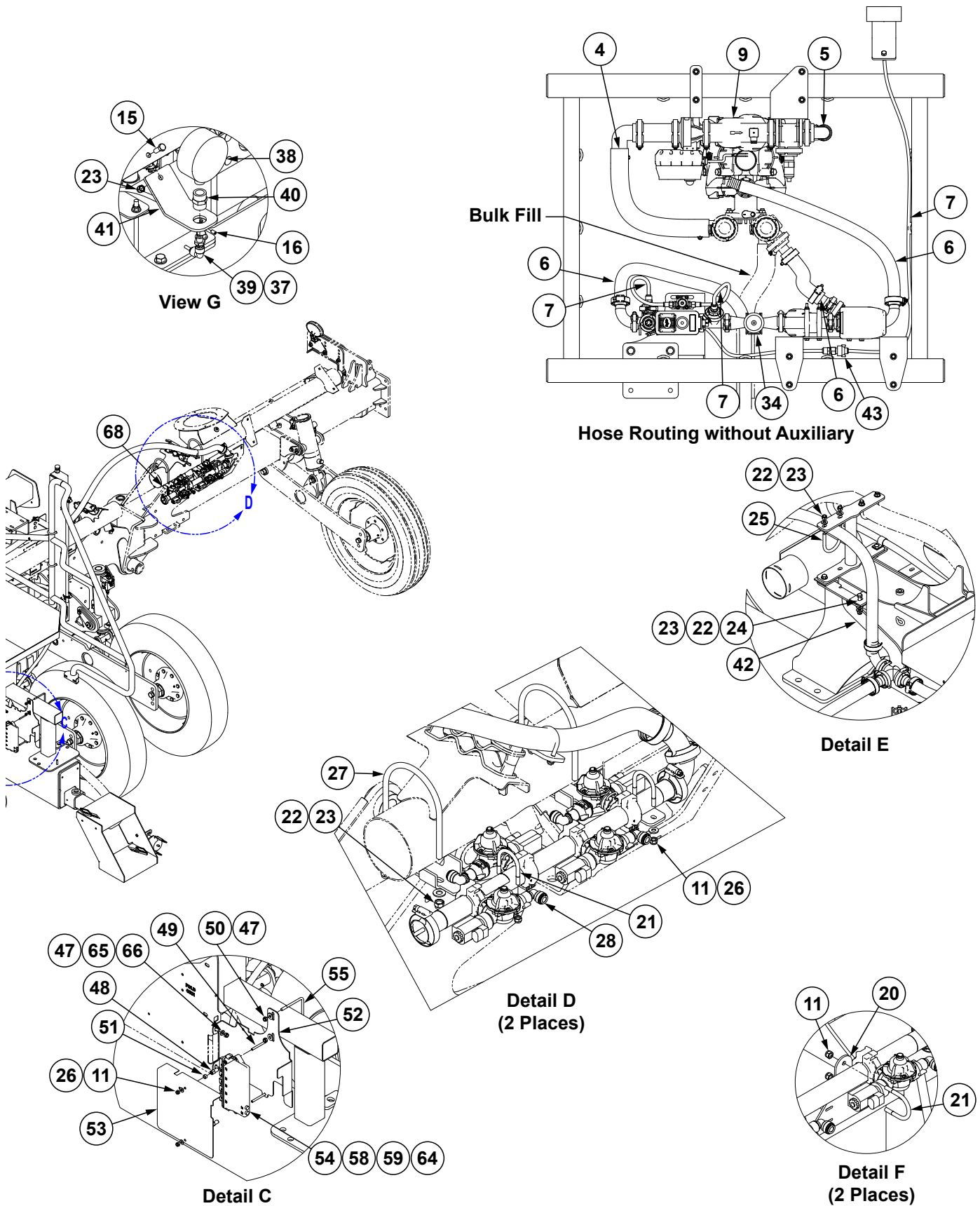
ITEM	PART NO.	QTY.	DESCRIPTION
1	GD35921	3	Rubber Pad, 1/16"
2	GD35449	2	Double Tube Clamp, 1"
3	G10197301	1	BUS Box Cover
4	G10197701	1	BUS Box Base
5	G10210	2	Washer, 3/8" USS
6	G10291901	1	12V BUS Box Harness
7	G11124	2	Hex Serrated Flange Cap Screw, 3/8"-16 x 1"
8	G10108	2	Lock Nut, 3/8"-16
9	G10002	4	Hex Head Cap Screw, 3/8"-16 x 3/4"
10	G11387	4	Flat Washer, 3/8" SAE
11	G10292601	1	PTO System 12V Power Harness
12	GD32061	2	Dust Cap W/Chain, 18"
13	G10197201	1	BUS Box Mount



ITEM	PART NO.	QTY.	DESCRIPTION
1	G10558202	1	Yetter Row Cleaner Compressor Harness
2	G10631701	1	Yetter Row Cleaner Power/CAN Harness
3	---	---	See "Interconnect Schematic, 12 Row" on page P265 See "Interconnect Schematic, 16 Row" on page P269 See "Interconnect Schematic, 24 Row" on page P273

(106768)





(Continued on the following pages.)

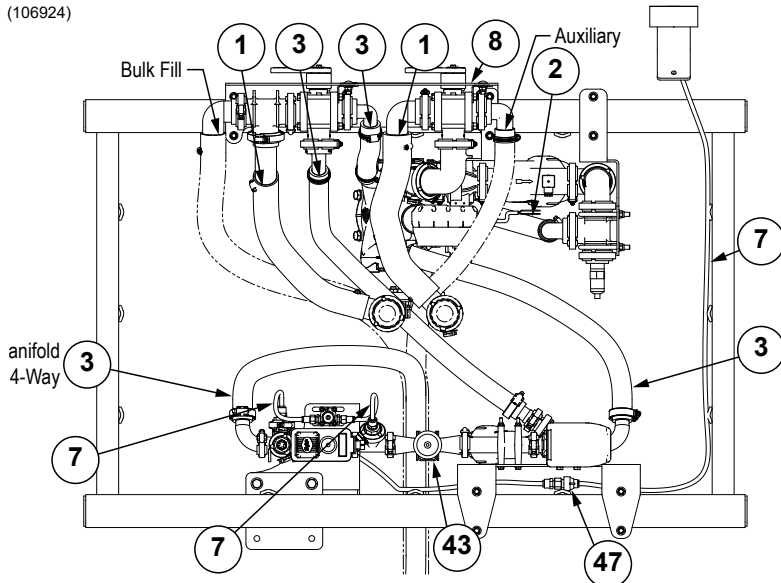
ITEM	PART NO.	QTY.	DESCRIPTION
1	G10616610	1	Hose, 2.6" O.D. x 2" I.D. x 44"
2	G10616711	1	Hose, 2.1" O.D. x 1½" I.D. x 26"
3	G4200-33	1	Hose, 1¼" I.D. x 444"
4	G10616605	-	Hose, 2.6" O.D. x 2" I.D. x 26"
5	G10616705	-	Hose, 2.1" O.D. x 1½" I.D. x 17"
6	G4200-06	-	Hose, 1¼" I.D. x 40'
7	*D30421-7	1	Clear Blue Tube, ⅜" O.D. x 7'
8	---	1	See "Fertilizer Electric Valve Assembly W/Aux, 12 Row and 16 Row" on page P335
9	---	-	See "Fertilizer Electric Valve Assembly, 12 Row and 16 Row" on page P333
10	G10162	4	Hex Head Cap Screw, ¼"-20 x 3¼"
11	G10110	22	Lock Nut, ¼"-20, Grade B
12	G10111	4	Lock Nut, ½"-13
13	G10037	4	Hex Head Cap Screw, ½"-13 x 1¼"
14	G10112	2	Lock Nut, ¾"-10
15	G10001	1	Hex Head Cap Screw, ⅜"-16 x 1"
16	G11242	3	Hex Socket Set Screw, ¼"-20 x ⅜"
17	**A18685-46	1	Hose Assembly, ½" x 46" (08F - 10F90S)
18	**A25504-52	1	Hose Assembly, ⅜" x 52" (06F-08F90S)
19	**A15081-16	1	Hose Assembly, ⅜" x 16" (06F-06F)
20	G10943801	2	Manifold Mount
21	G10606801	8	U-Bolt, 1½" x ¼"-20
22	G11387	12	Flat Washer, ⅜" SAE
23	G10108	12	Lock Nut, ⅜"-16
24	G10003	1	Hex Head Cap Screw, ⅜"-16 x 1½"
25	GD26535	1	U-Bolt, 2½" x ⅜"-16
26	G11385	10	Flat Washer, ¼" SAE
27	GD19639	4	U-Bolt, 4½" x ⅜"-16
28	G10833301	2	See "Fertilizer Manifold" on page P332
29	G10833401	1	See "Fertilizer Manifold" on page P332
30	---	1	See "400 Gallon Fertilizer Tank System" on page P301
31	G10186002	1	Manifold Fan Control
32	G6400-06-08 GR1037	1 -	Connector W/O-Ring, ⅜"-18 Male JIC To ¼"-16 O-Ring O-Ring
33	---	1	See "Diaphragm Pump, AR120" on page P315
34	---	1	See "Flow Meter Assembly, 12 Row and 16 Row" on page P323
35	G10729401	1	Pump Mount Plate
36	GD25235	1	U-Bolt, 8" x 14" x ¾"-10
37	GD29709	1	Support Tube
38	GA21456	1	Pressure Gauge
39	GA21614	1	90° Push-To-Connect Elbow
40	G5000-08-04	1	Coupling, ½"-14 FNPT x ¼"-18 FNPT
41	G10379701	1	Pressure Gauge Mount
42	---	1	See "Fertilizer Junction Assembly" on page P327
43	---	1	See "Orifice In-Line Housing Assembly" on page P331
44	G10532101	5	Hex Socket Head Cap Screw, ¼"-28 x ¾" (Low Profile/Full Thread)
45	G10556101 G10556101	1 -	Hydraulic Motor Seal Kit
46	G6400-06 GR1045	1 -	Connector W/O-Ring, ⅜"-18 Male JIC To O-Ring O-Ring
47	G10109	4	Lock Nut, ⅝"-18, Grade 8
48	GD35609	2	Hex Standoff
49	G11958	2	Hex Head Cap Screw, ¼"-20 x 2½", Grade 5

ITEM	PART NO.	QTY.	DESCRIPTION
50	G10219	2	Washer, 5/16" USS
51	GD11963-04	2	Spacer, 1/4"
52	G10743601	1	IPN Mount
53	G10743501	1	IPN Cover
54	GA25949	1	IPN Module Assembly
55	GD18329	1	U-Bolt, 3" x 5/16"-18
56	G10064	1	Hex Head Cap Screw, 1/4"-20 x 1"
57	G10846301	1	Speed Sensor Gear Tooth
58	G10741001	1	Fertilizer Module Harness
59	---	---	---
60	---	---	---
61	---	---	---
62	---	---	---
63	---	---	---
64	GA24488-64	1	Ethernet Cable (M12 RA-M12 STR), 64"
65	G10312	2	Carriage Bolt, 5/16"-18 x 3/4"
66	G11386	2	Flat Washer, 5/16" SAE
67	G6400-08-06 GR1045	1	Connector W/O-Ring, 3/4"-16 Male JIC To 5/16"-18 O-Ring O-Ring
68	G10902501	2	R.H. Fertilizer Mount Bracket
69	G10931601	2	L.H. Fertilizer Mount Bracket

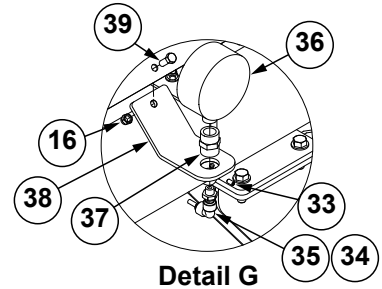
***Hose not stocked by Kinze repair parts, but is available in bulk. Order GD30421-250**

****Hydraulic hose is not stocked by Kinze Repair Parts.**

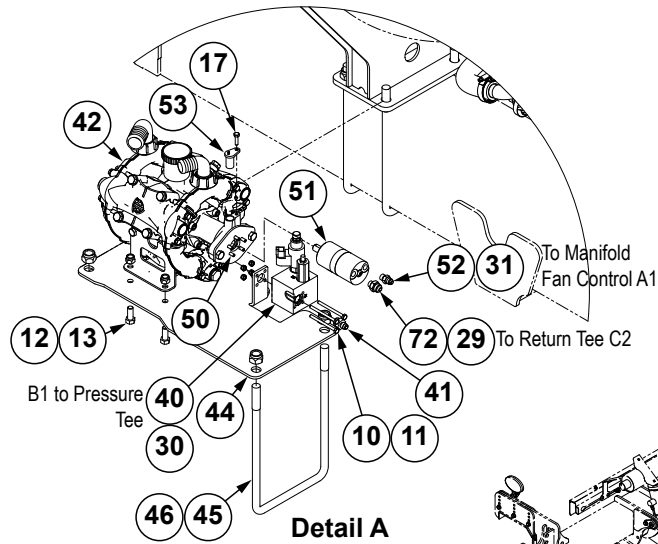
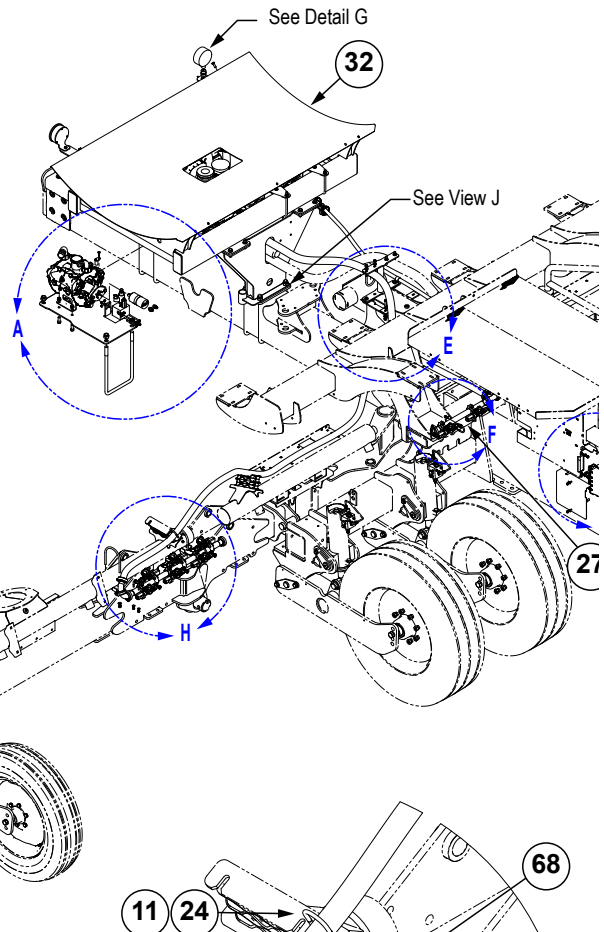
(106924)



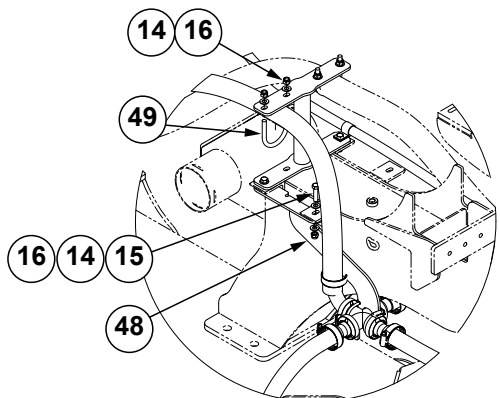
Hose Routing with Auxiliary



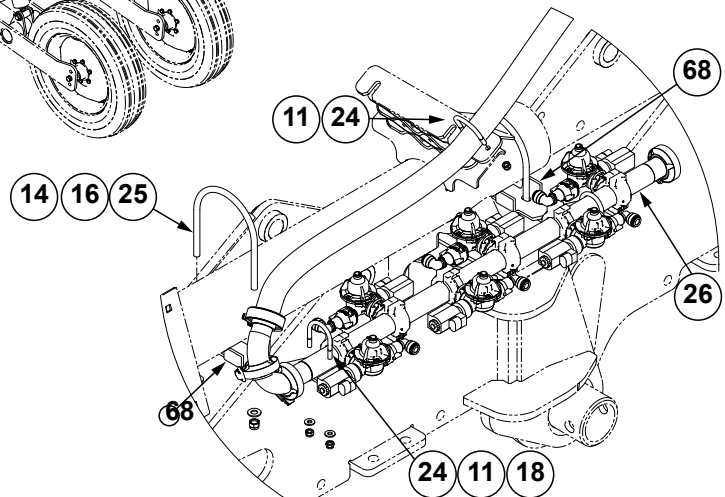
Detail G



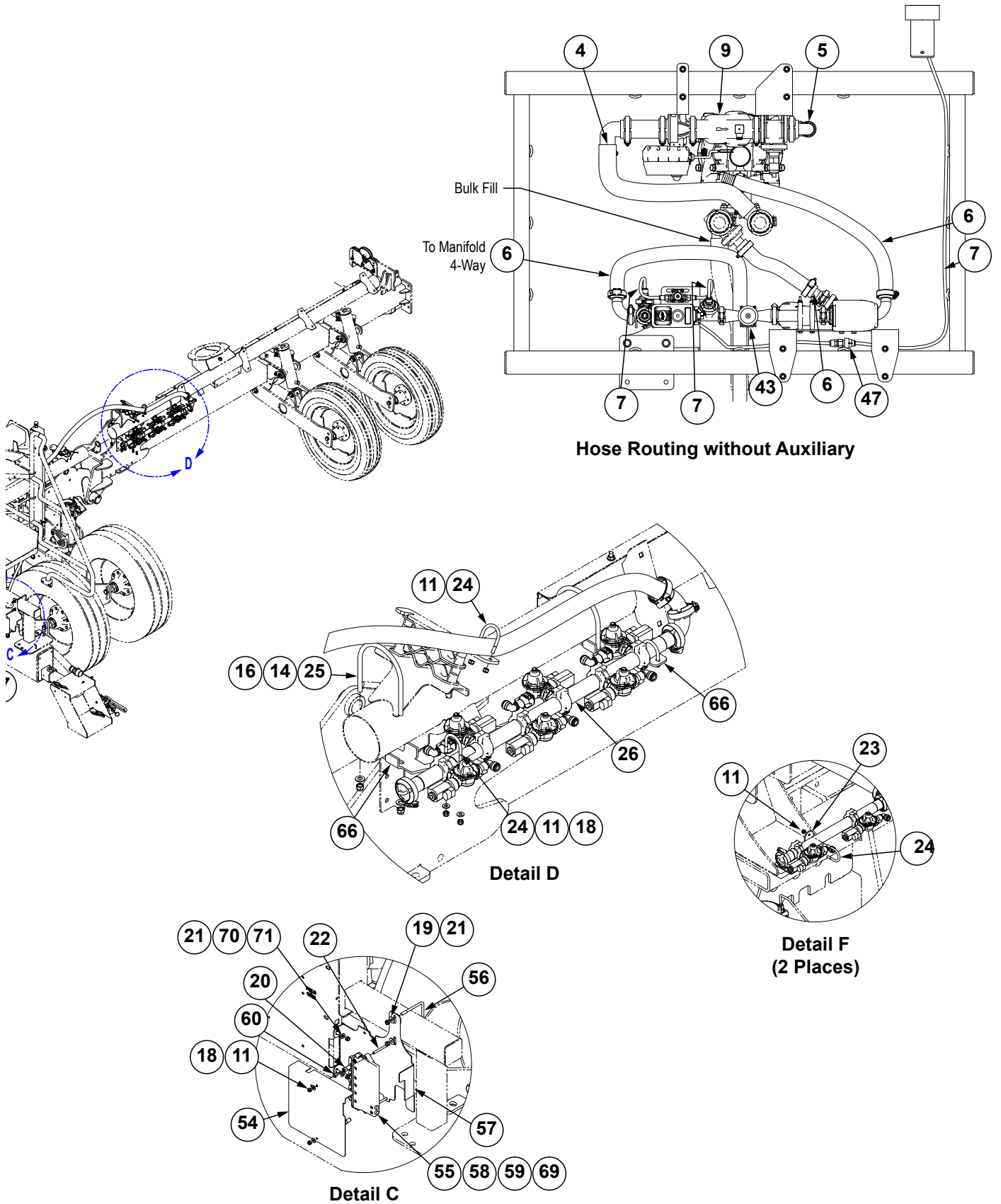
Detail A



Detail E



Detail H



(Continued on the following pages.)

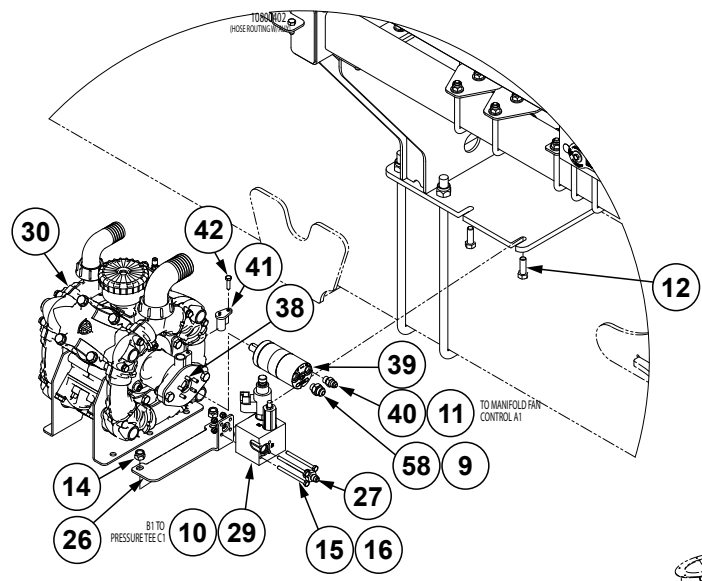
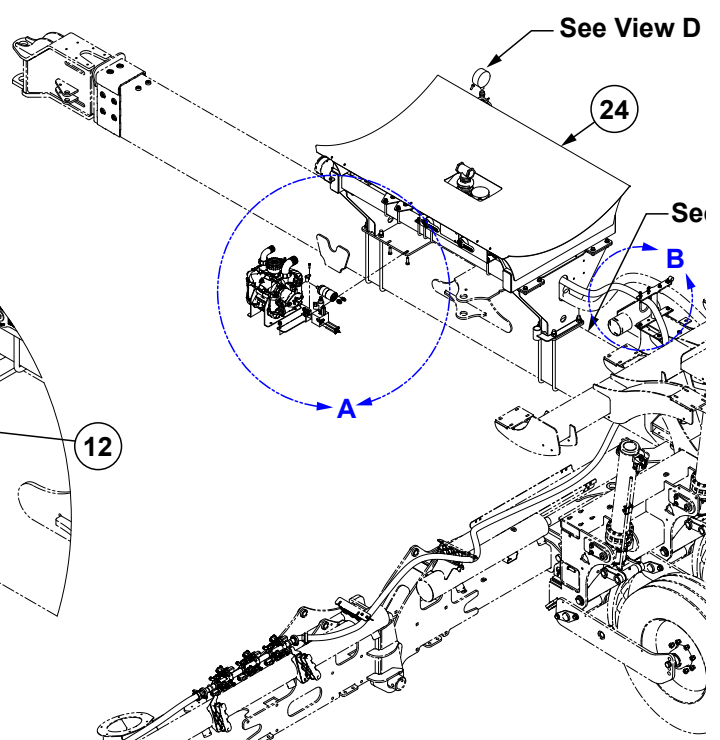
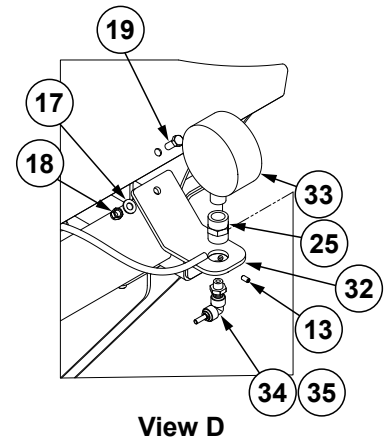
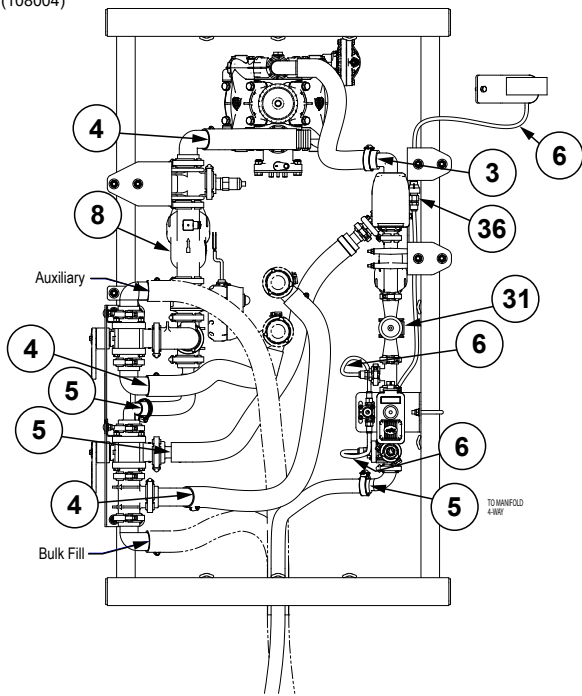
ITEM	PART NO.	QTY.	DESCRIPTION
1	G10616610	1	Hose, 2.6" O.D. x 2" I.D. x 44"
2	G10616711	1	Hose, 2.1" O.D. x 1½" I.D. x 26"
3	G4200-32	1	Hose, 1¼" x 500"
4	G10616605	-	Hose, 2.6" O.D. x 2" I.D. x 26"
5	G10616705	-	Hose, 2.1" O.D. x 1½" I.D. x 17"
6	G4200-06	-	Hose, 1¼" I.D. x 40'
7	*D30421-7	1	Clear Blue Tube, ⅜" O.D. x 7'
8	---	1	See "Fertilizer Electric Valve Assembly W/Aux. 12 Row and 16 Row" on page P335
9	---	-	See "Fertilizer Electric Valve Assembly, 12 Row and 16 Row" on page P333
10	G11059801	4	Hex Head Cap Screw, ¼"-20 x 3½", Grade 5
11	G10110	22	Lock Nut, ¼"-20, Grade B
12	G10111	4	Lock Nut, ½"-13
13	G10037	4	Hex Head Cap Screw, ½"-13 x 1¼"
14	G11387	12	Flat Washer, ⅜" SAE
15	G10003	1	Hex Head Cap Screw, ⅜"-16 x 1½"
16	G10108	12	Lock Nut, ⅜"-16
17	G10064	1	Hex Head Cap Screw, ¼"-20 x 1"
18	G11385	10	Flat Washer, ¼" SAE
19	G10219	2	Washer, ⅝" USS
20	GD35609	2	Hex Standoff
21	G10109	4	Lock Nut, ⅝"-18, Grade 8
22	G11958	2	Hex Head Cap Screw, ¼"-20 x 2½", Grade 5
23	G10943801	2	Manifold Mount
24	G10606801	8	U-Bolt, 1½" x ¼"-20
25	GD19639	4	U-Bolt, 4½" x ⅜"-16
26	G10833202	2	See "Fertilizer Manifold" on page P332
27	G10833401	1	See "Fertilizer Manifold" on page P332
28	---	---	---
29	**A18685-52	1	Hose Assembly, ½" x 52" (08F - 10F90S)
30	**A25504-54	1	Hose Assembly, ⅜" x 54" (06F-08F90S)
31	**A15081-16	1	Hose Assembly, ⅜" x 16" (06F-06F)
32	---	1	See "500 Gallon Fertilizer Tank System" on page P305
33	G11242	3	Hex Socket Set Screw, ¼"-20 x ⅜"
34	GD29709	1	Support Tube
35	GA21614	1	90° Push-To-Connect Elbow
36	GA21456	1	Pressure Gauge
37	G5000-08-04	1	Coupling, ½"-14 FNPT x ¼"-18 FNPT
38	G10379701	1	Pressure Gauge Mount
39	G10001	1	Hex Head Cap Screw, ⅜"-16 x 1"
40	G10186002	1	Manifold Fan Control
41	G6400-06-08 GR1037	1 -	Connector W/O-Ring, ⅝"-18 Male JIC To ¾"-16 O-Ring O-Ring
42	---	1	See "Diaphragm Pump, AR120" on page P315
43	---	1	See "Fertilizer Flow Meter Assembly" on page P330
44	G10789801	1	PUMP MOUNT PLATE
45	GD25235	1	U-Bolt, 2½" x ⅜"-16
46	G10112	2	Lock Nut, ¾"-10
47	---	1	See "Orifice In-Line Housing Assembly" on page P331
48	---	1	See "Fertilizer Junction Assembly" on page P327
49	GD26535	1	U-Bolt, 8" x 14" x ¾"-10
50	G10532101	5	Hex Socket Head Cap Screw, ¼"-28 x ¾" (Low Profile/Full Thread)

ITEM	PART NO.	QTY.	DESCRIPTION
51	G10556101	1	Hydraulic Motor
	G10556101	-	Seal Kit
52	G6400-06	1	Connector W/O-Ring, 9/16"-18 Male JIC To O-Ring
	GR1045	-	O-Ring
53	G10846301	1	Speed Sensor Gear Tooth
54	G10743501	1	IPN Cover
55	GA25949	1	IPN Module Assembly
56	GD18329	1	U-Bolt, 3" x 5/16"-18
57	G10743601	1	IPN Mount
58	G10741001	1	Fertilizer Module Harness
59	G10765601	1	IPN Fertilizer Harness
60	GD11963-04	2	Spacer, 1/4"
61	---	---	---
62	---	---	---
63	---	---	---
64	---	---	---
65	---	---	---
66	G10902501	2	R.H. Fertilizer Mount Bracket
67	---	---	---
68	G10931601	2	L.H. Fertilizer Mount Bracket
69	GA24488-64	1	Ethernet Cable (M12 RA-M12 STR), 64"
70	G10312	2	Carriage Bolt, 5/16"-18 x 3/4"
71	G11386	2	Flat Washer, 5/16" SAE
72	G6400-08-06	1	Connector W/O-Ring, 3/4"-16 Male JIC To 9/16"-18 O-Ring
	GR1045		O-Ring

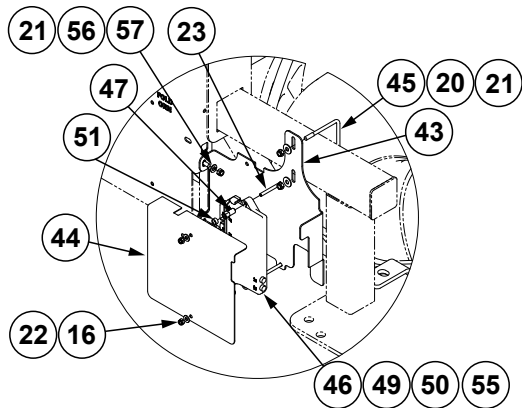
***Hose not stocked by Kinze repair parts, but is available in bulk. Order GD30421-250**

****Hydraulic hose is not stocked by Kinze Repair Parts.**

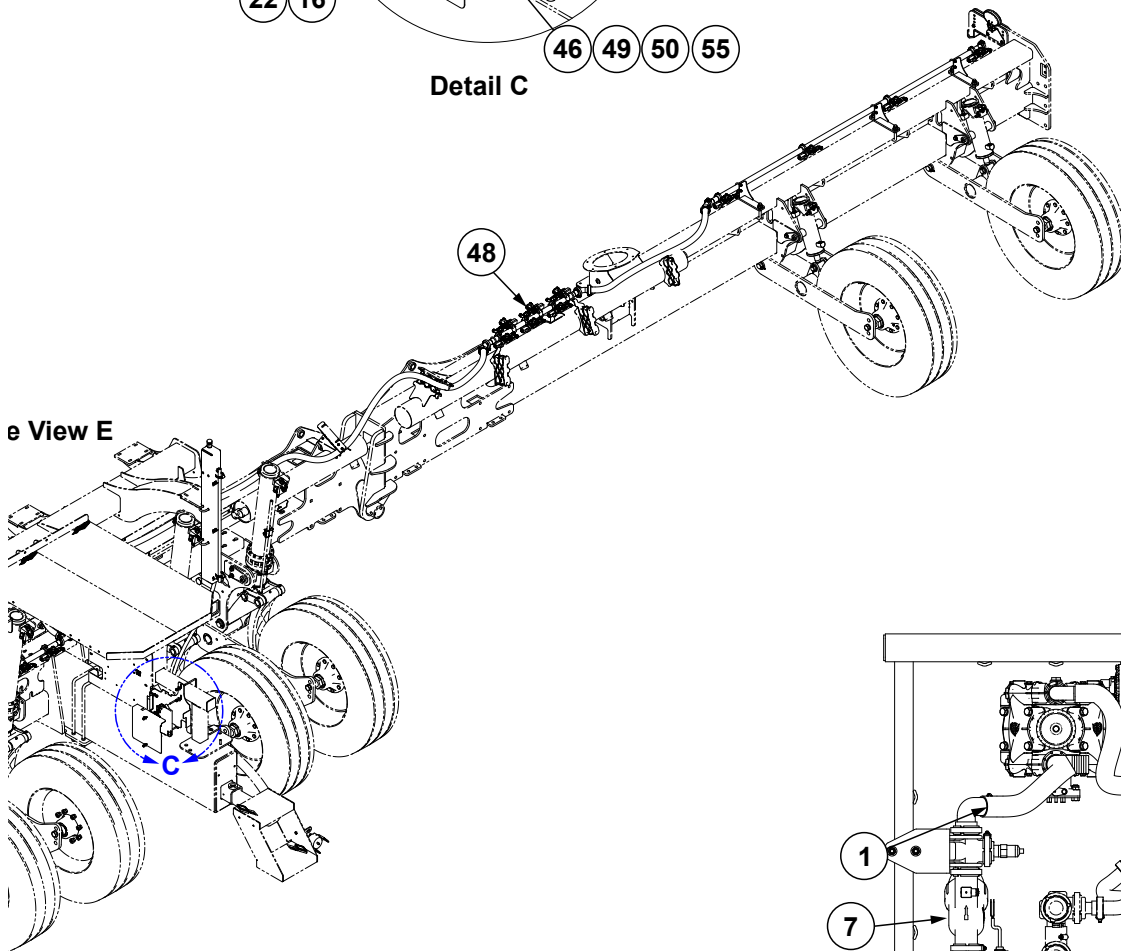
(108004)



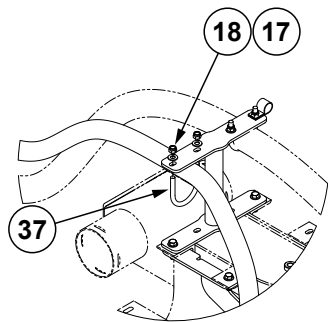
Detail A



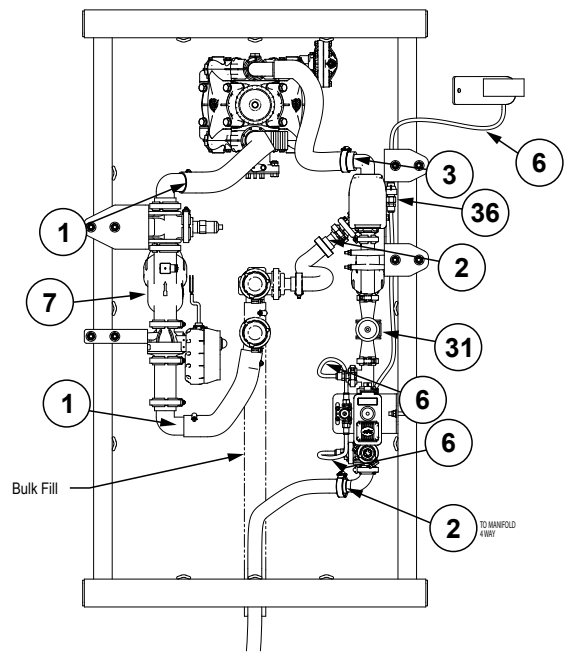
Detail C



e View E



Detail B



10800401
HOSE ROUTING W/O AUTO

Continued on following pages.

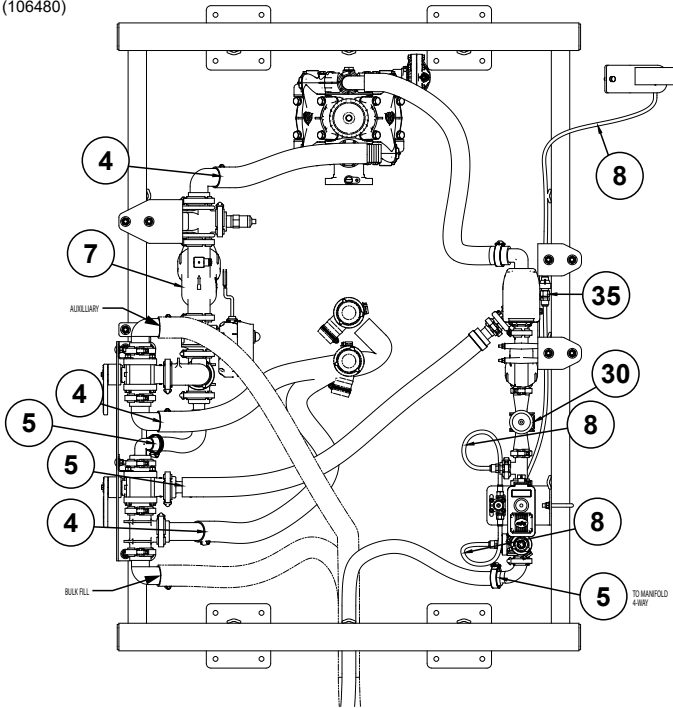
ITEM	PART NO.	QTY.	DESCRIPTION
1	G10616618	1	Hose, 2.6" O.D. x 2" I.D. x 37"
2	G4200-31	1	Hose, 1/4" x 108"
3	G4202-10	1	Hose, 1/2" x 26"
4	G10616617	-	Hose, 2.6 O.D. x 2" I.D. x 75"
5	G4200-19	-	Hose, 1/4" x 141"
6	*D30421-7	1	Clear Blue Tube, 3/8" O.D. x 7'
7	---	-	See "Fertilizer Electric Valve Assembly, 24 Row" on page P334
8	---	-	See "Fertilizer Electric Valve Assembly W/Aux, 24 Row" on page P337
9	**A18685-77	1	Hose Assembly, 1/2" x 77" (08F - 10F90S)
10	**A25504-82	1	Hose Assembly, 3/8" x 82" (06F - 08F90S)
11	**A15081-16	1	Hose Assembly, 3/8" x 16" (06F-06F)
12	G10017	4	Hex Head Cap Screw, 1/2"-13 x 1 1/2"
13	G11242	3	Hex Socket Set Screw, 1/4"-20 x 3/8"
14	G10111	4	Lock Nut, 1/2"-13
15	G10162	4	Hex Head Cap Screw, 1/4"-20 x 3 1/4"
16	G10110	6	Lock Nut, 1/4"-20, Grade B
17	G11387	3	Flat Washer, 3/8" SAE
18	G10108	3	Lock Nut, 3/8"-16
19	G10001	1	Hex Head Cap Screw, 3/8"-16 x 1"
20	G10219	2	Washer, 5/16" USS
21	G10109	4	Lock Nut, 5/16"-18, Grade 8
22	G11385	2	Flat Washer, 1/4" SAE
23	G11958	2	Hex Head Cap Screw, 1/4"-20 x 2 1/2", Grade 5
24	---	1	See "500 Gallon Fertilizer Tank System" on page P305
25	G5000-08-04	1	Coupling, 1/2"-14 FNPT x 1/4"-18 FNPT
26	G10670201	1	Hydraulic Fan Control Block Mount
27	G6400-06-08 GR1037	1 -	Connector W/O-Ring, 9/16"-18 Male JIC To 3/4"-16 O-Ring O-Ring
28	---	---	---
29	G10186002	1	Manifold Fan Control
30	---	1	See "Diaphragm Pump, AR160" on page P319
31	---	1	See "Fertilizer Flow Meter Assembly" on page P330
32	G10379701	1	Pressure Gauge Mount
33	GA21456	1	Pressure Gauge
34	GA21614	1	90° Push-To-Connect Elbow
35	GD29709	1	Support Tube
36	---	1	See "Orifice In-Line Housing Assembly" on page P331
37	GD26535	1	U-Bolt, 8" x 14" x 3/4"-10
38	G10532101	5	Hex Socket Head Cap Screw, 1/4"-28 x 3/4" (Low Profile/Full Thread)
39	G10635801 G10438301	1 -	Hydraulic Motor Seal Kit
40	G6400-06 GR1045	1 -	Connector W/O-Ring, 9/16"-18 Male JIC To O-Ring O-Ring
41	G10846301	1	Speed Sensor Gear Tooth
42	G10064	1	Hex Head Cap Screw, 1/4"-20 x 1"
43	G10743601	1	IPN Mount
44	G10743501	1	IPN Cover
45	GD18329	1	U-Bolt, 3" x 5/16"-18
46	GA25949	1	IPN Module Assembly
47	GD35609	2	Hex Standoff
48	---	-	See "Fertilizer Manifold" on page P332
49	G10741001	1	Fertilizer Module Harness

ITEM	PART NO.	QTY.	DESCRIPTION
50	G10765601	1	IPN Fertilizer Harness
51	GD11963-04	2	Spacer, 1/4"
52	---	---	---
53	---	---	---
54	---	---	---
55	GA24488-64	1	Ethernet Cable (M12 RA-M12 STR), 64"
56	G10312	2	Carriage Bolt, 5/16"-18 x 3/4"
57	G11386	2	Flat Washer, 5/16" SAE
58	G6400-08-06 GR1045	1	Connector W/O-Ring, 3/4"-16 Male JIC To 5/16"-18 O-Ring O-Ring

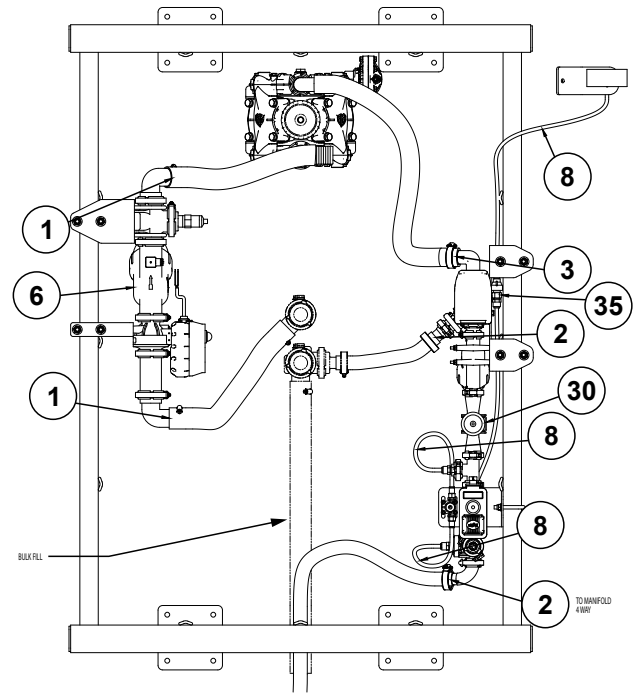
***Hose not stocked by Kinze repair parts, but is available in bulk. Order GD30421-250**

****Hydraulic hose is not stocked by Kinze Repair Parts.**

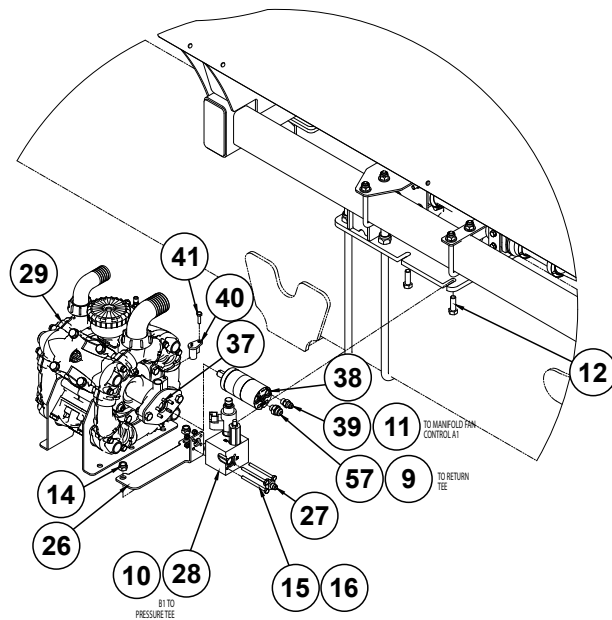
(106480)



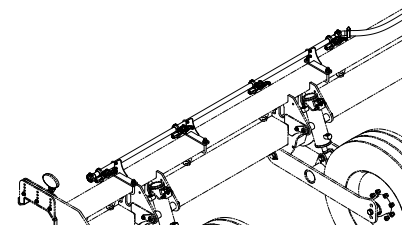
Hose Routing with Aux

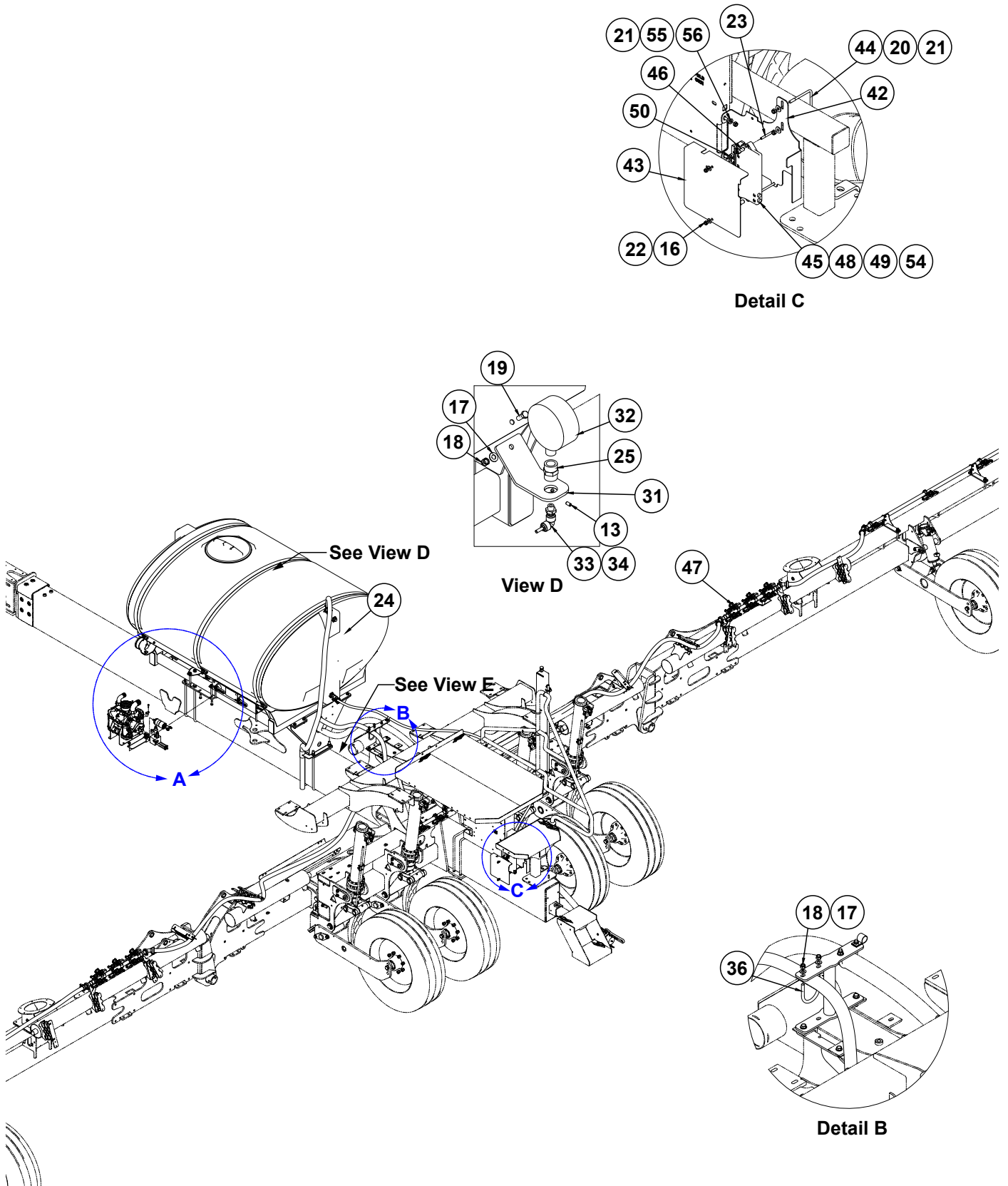


Hose Routing without Aux



Detail A





Continued on following pages.

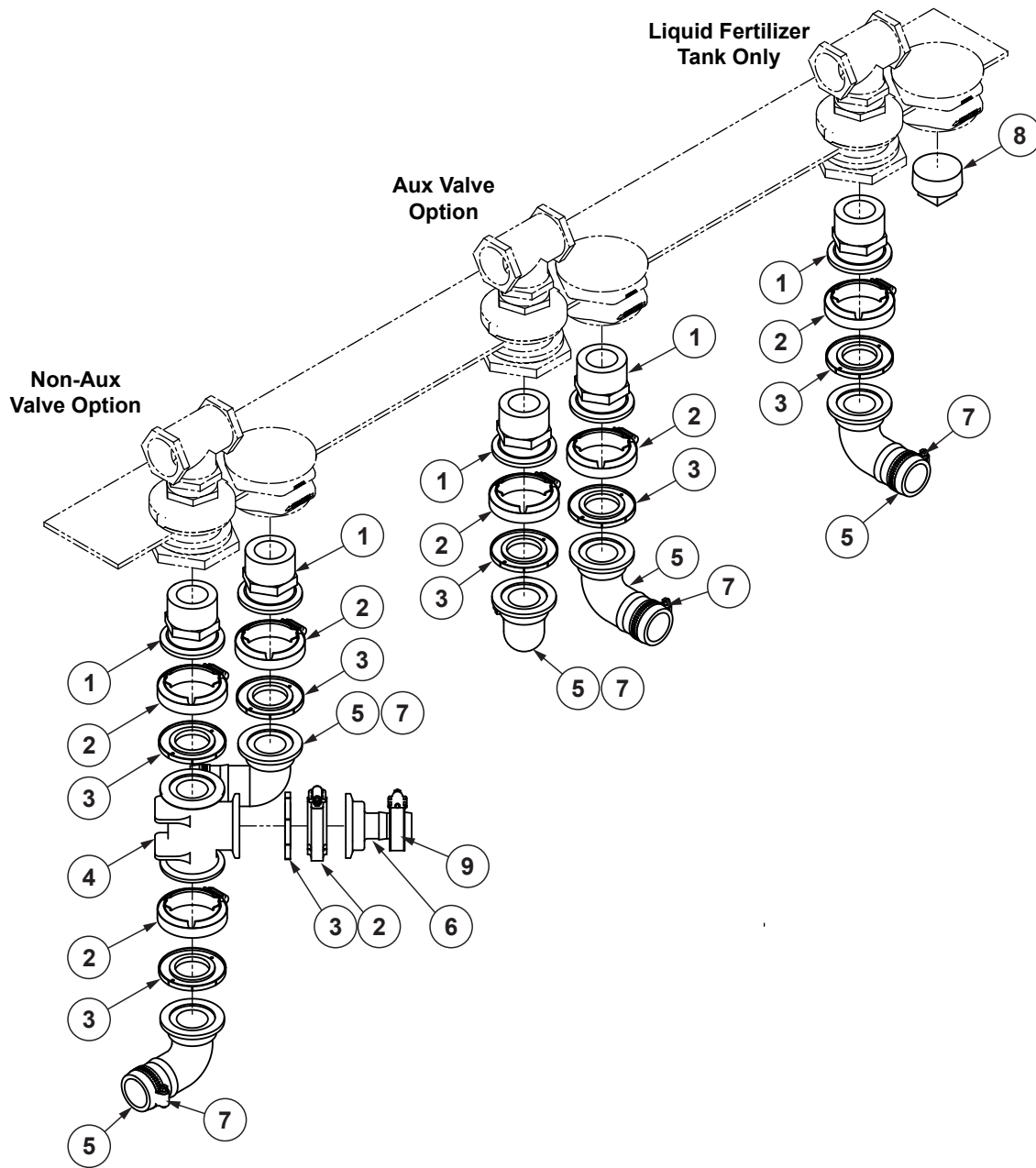
ITEM	PART NO.	QTY.	DESCRIPTION
1	G10616618	1	Hose, 2.6" O.D. x 2" I.D. x 37"
2	G4200-31	1	Hose, 1¼" x 108"
3	G4202-10	1	Hose, 1½" x 26"
4	G10616617	1	Hose, 2.6" O.D. x 2" I.D. x 75"
5	G4200-19	1	Hose, 1¼" I.D. x 141'
6	---	1	See "Fertilizer Electric Valve Assembly, 24 Row" on page P334
7	---	1	See "Fertilizer Electric Valve Assembly W/Aux, 24 Row" on page P337
8	*D30421-7	1	Clear Blue Tube, ¾" O.D. x 7'
9	**A18685-77	1	Hose Assembly, ½" x 77" (08F - 10F90S)
10	**A25504-82	1	Hose Assembly, ¾" x 82" (06F - 08F90S)
11	**A15081-16	1	Hose Assembly, ¾" x 16" (06F-06F)
12	G10017	4	Hex Head Cap Screw, ½"-13 x 1½"
13	G11242	3	Hex Socket Set Screw, ¼"-20 x ¾"
14	G10111	4	Lock Nut, ½"-13
15	G10162	4	Hex Head Cap Screw, ¼"-20 x 3¼"
16	G10110	6	Lock Nut, ¼"-20, Grade B
17	G11387	3	Flat Washer, ¾" SAE
18	G10108	3	Lock Nut, ¾"-16
19	G10001	1	Hex Head Cap Screw, ¾"-16 x 1"
20	G10219	2	Washer, ⅝" USS
21	G10109	4	Lock Nut, ⅝"-18, Grade 8
22	G11385	2	Flat Washer, ¼" SAE
23	G11958	2	Hex Head Cap Screw, ¼"-20 x 2½", Grade 5
24	---	1	See "750 Gallon Fertilizer Tank System" on page P309
25	G5000-08-04	1	Coupling, ½"-14 FNPT x ¼"-18 FNPT
26	G10670201	1	Hydraulic Fan Control Block Mount
27	G6400-06-08 GR1037	1 -	Connector W/O-Ring, ⅝"-18 Male JIC To ¾"-16 O-Ring O-Ring
28	G10186002	1	Manifold Fan Control
29	---	1	See "Diaphragm Pump, AR160" on page P319
30	G10671301	1	See "Flow Meter Assembly, 24 Row" on page P325
31	G10379701	1	Pressure Gauge Mount
32	GA21456	1	Pressure Gauge
33	GA21614	1	90° Push-To-Connect Elbow
34	GD29709	1	Support Tube
35	G10771901	1	See "Orifice In-Line Housing Assembly" on page P331
36	GD26535	1	U-Bolt, 8" x 14" x ¾"-10
37	G10532101	5	Hex Socket Head Cap Screw, ¼"-28 x ¾" (Low Profile/Full Thread)
38	G10635801 G10438301	1 -	Hydraulic Motor Seal Kit
39	G6400-06 GR1045	1 -	Connector W/O-Ring, ⅝"-18 Male JIC To O-Ring O-Ring
40	G10846301	1	Speed Sensor Gear Tooth
41	G10064	1	Hex Head Cap Screw, ¼"-20 x 1"
42	G10743601	1	IPN Mount
43	G10743501	1	IPN Cover
44	GD18329	1	U-Bolt, 3" x ⅝"-18
45	GA25949	1	IPN Module Assembly
46	GD35609	2	Hex Standoff
47	---	1	See "Fertilizer Manifold, 24 Row" on page P313
48	G10741001	1	Fertilizer Module Harness
49	G10765601	1	IPN Fertilizer Harness

ITEM	PART NO.	QTY.	DESCRIPTION
50	GD11963-04	2	Spacer, 1/4"
51	---	---	---
52	---	---	---
53	---	---	---
54	---	---	---
55	G10312	2	Carriage Bolt, 5/16"-18 x 3/4"
56	G11386	2	Flat Washer, 5/16" SAE
57	G6400-08-06 GR1045	1	Connector W/O-Ring, 3/4"-16 Male JIC To 5/16"-18 O-Ring O-Ring

***Hose not stocked by Kinze repair parts, but is available in bulk. Order GD30421-250**

****Hydraulic hose is not stocked by Kinze Repair Parts.**

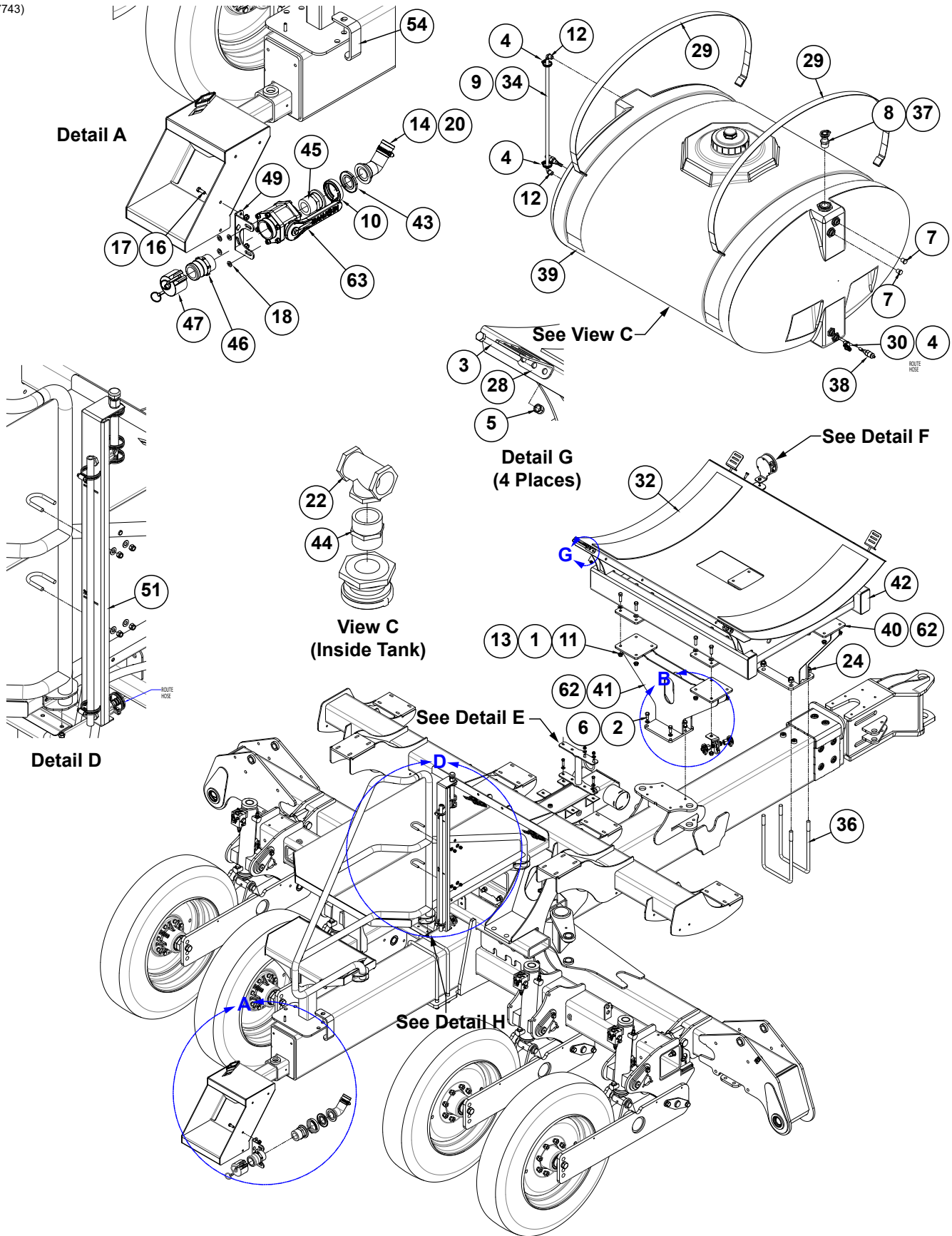
(108161)

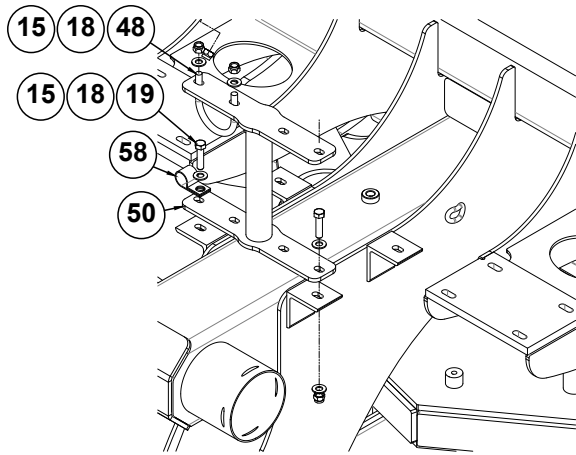


ITEM	PART NO.	QTY.	DESCRIPTION
1	GD26816	-	2" Flange x 2" Male Thread
2	G11468	-	Flange Clamp SS 75 Series
3	G10406701	-	2" Skirted Flange Gasket
4	G11508	-	Tee, 2" Port Flange
5	G11457	-	Elbow, 2" Flange x 2" Hose Barb, 90°
6	G11494	-	Adapter, 2" Flange x 1 1/4" Hose Barb
7	G10676	-	Hose Clamp, No. 36, Stainless Steel
8	G10171501	-	Plug, 2" MNPT
9	G10829101	-	Heavy Duty Hose Clamp

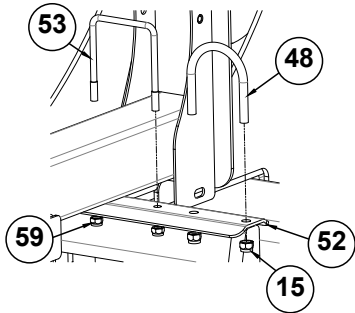
This page left blank intentionally.

(107743)

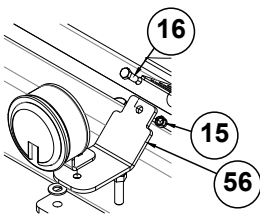




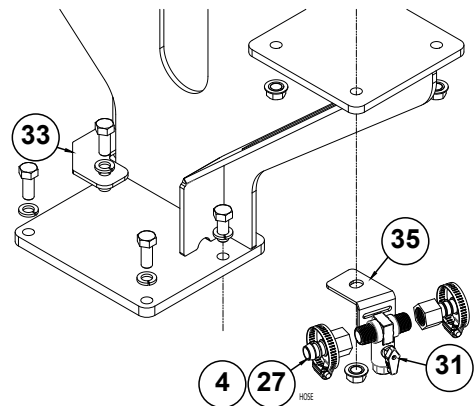
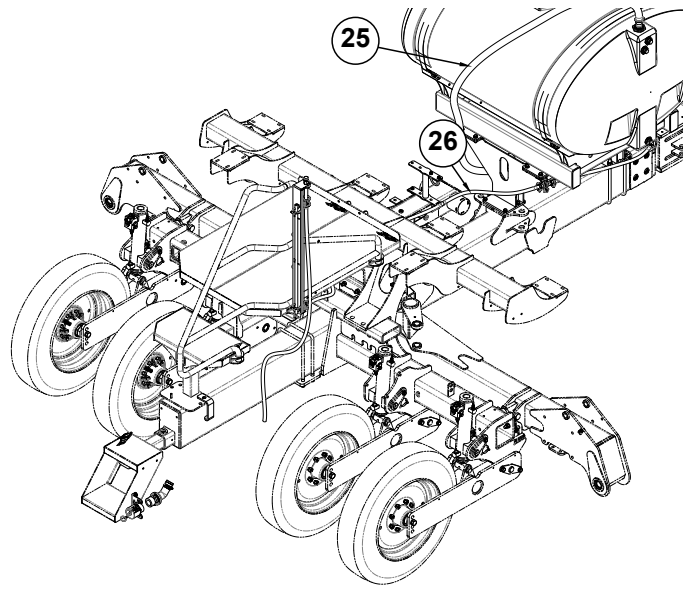
Detail E



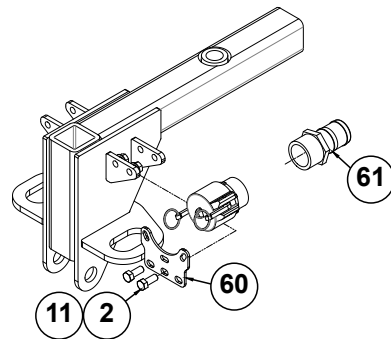
Detail H



Detail F



Detail B



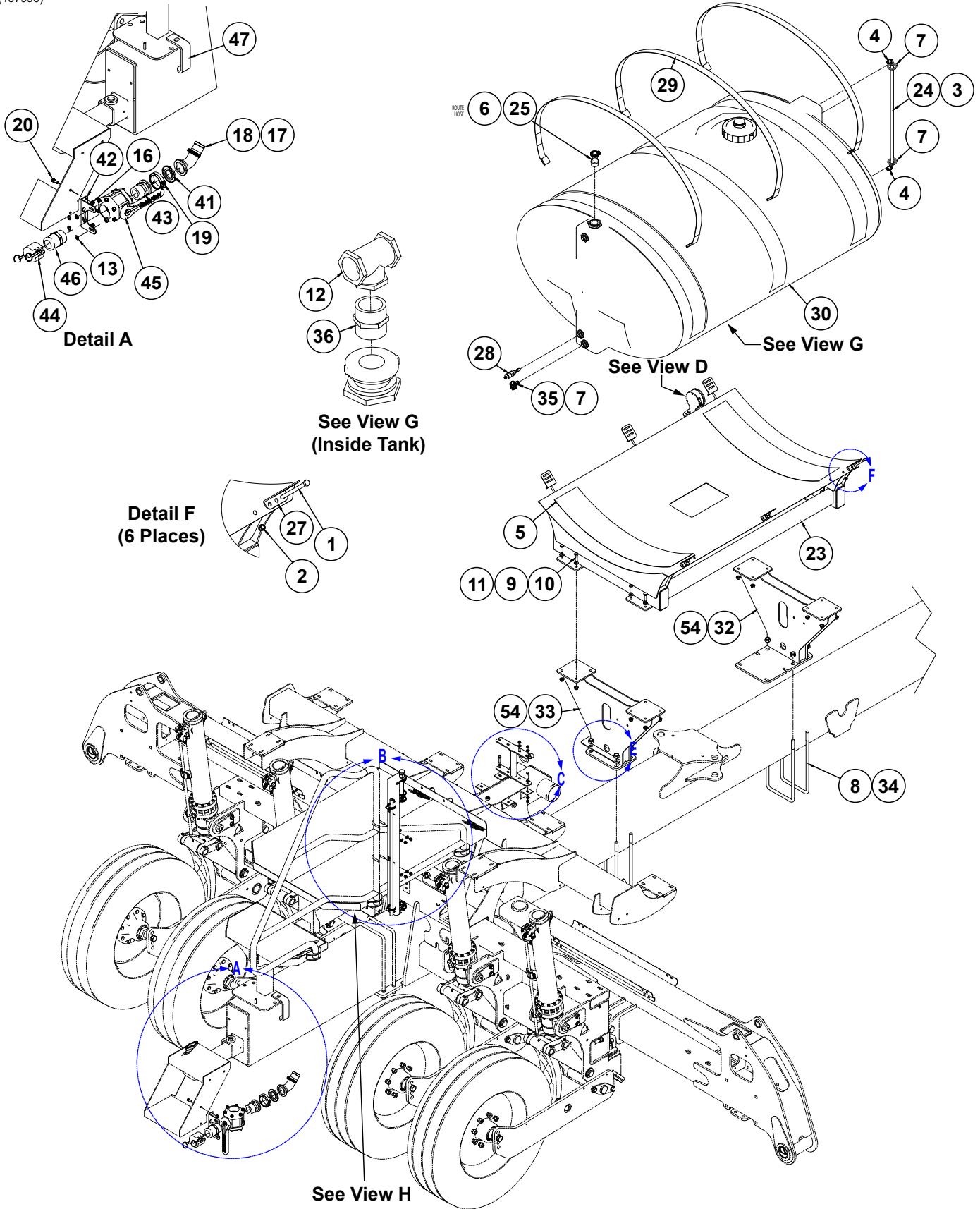
Rear Trailer Hitch Option

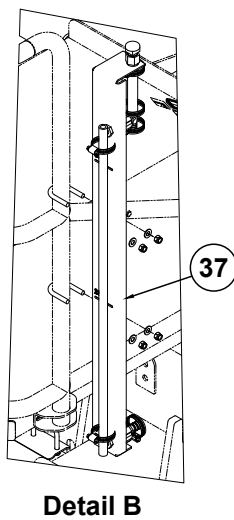
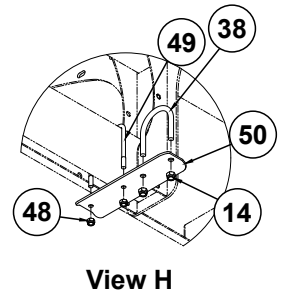
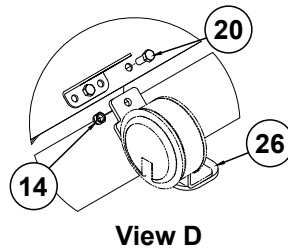
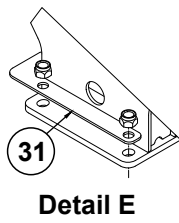
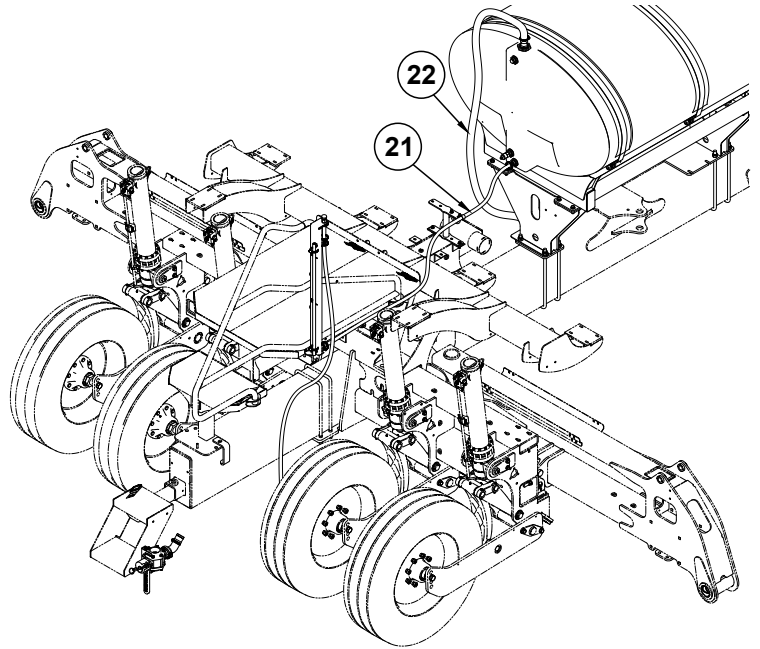
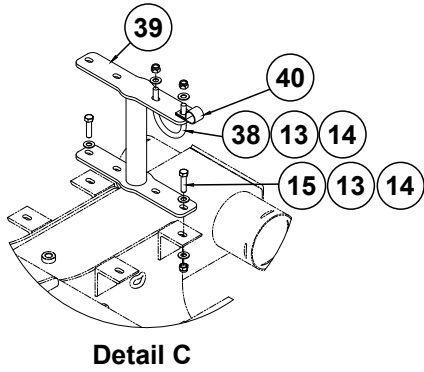
Continued on following pages.

ITEM	PART NO.	QTY.	DESCRIPTION
1	G11389	16	Flat Washer, ½" Plated SAE
2	G10037	6	Hex Head Cap Screw, ½"-13 X 1¼"
3	G10485	4	Hex Head Cap Screw, ⅜"-16 x 5"
4	G10673	3	Hose Clamp, No. 8
5	G10901	4	Lock Nut W/Nylon Insert, ⅜"-16
6	G10228	4	Lock Washer, ½"
7	G10297	2	Hex Pipe Plug, ½"
8	G10674	1	Hose Clamp, No. 24
9	G11590	1	10MM Hollow Ball (Orange)
10	G11468	1	Flange Clamp SS 75 Series
11	G10071	18	Serrated Flange Nut, ½"-13
12	G10740	2	90° Elbow, ½" Male NPT/Hose Barb
13	G10039	16	Hex Head Cap Screw, ½"-13 x 1¾"
14	G11576	1	2" Flange x 45° Hose Barb Elbow
15	G10108	7	Lock Nut, ⅜"-16
16	G10001	3	Hex Head Cap Screw, ⅜"-16 x 1"
17	G11091	2	Serrated Flange Nut, ⅜"-16
18	G11387	10	Flat Washer, ⅜" SAE
19	G10003	2	Hex Head Cap Screw, ⅜"-16 x 1½"
20	G10676	1	Hose Clamp, No. 36, Stainless Steel
21	---	---	---
22	G10888	1	Tee, 2" Female NPT
23	---	---	---
24	G10112	4	Lock Nut, ¾"-10
25	G4602-03	1	Black Helix Hose, 1¼" x 100'
26	G10485702	1	Clear Vinyl Hose, ⅞" O.D. x 1⅛" x 20'
27	G10485501	2	Barbed Fitting, ⅝"
28	GD11123	4	Anchor
29	GD15605	2	Band (3 Per Tank)
30	G10491101	1	Elbow Barbed Fitting, ⅝"
31	G10485401	1	Distributor Valve
32	GD1862	2	Tank Pad, 8" x 14' Roll
33	G10384001	1	Hose Guide
34	GD29502-30	1	Clear Tube, 3/4" O.D. x 30"
35	G10489701	1	Site Gauge Bracket
36	GD25235	2	U-Bolt, 8" x 14" x ¾"-10
37	G10626	1	Adapter, 1 ¼" NPT To Barb
38	GA18720	1	Liquid Level Sensor
39	G10910201	1	400 Gallon Tank W/Lid and Fittings
	GR1739	1	2" Bulkhead Fitting Assembly (Nut, Bushing And O-Ring) (Bottom Of Tank)
	GR1709	1	1¼" Bulkhead Fitting Assembly (Nut, Bushing And O-Ring) (Top Of Tank)
	GR1941	1	Seal
	GR2144	4	½" Bulkhead Fitting (Ends of Tank)
	GA16428	1	7" Lid Assembly W/Vacuum Breaker
	GA4082	1	Anti-Vortex Fitting, 2"
40	G10728301	1	Front Support
41	G10728101	1	Rear Support
42	G10302601	1	400 Gallon Tank Mount
43	G10406701	1	2" Skirted Flange Gasket
44	G10729701	1	Nipple, 2" x 2" NPT
45	GD26816	1	2" Flange x 2" Male Thread

ITEM	PART NO.	QTY.	DESCRIPTION
46	GD3623	1	Adapter, 2" Male NPT To Cam Lock
47	GD3951	1	Dust Cap, 2" Cam Lock
48	GD26535	2	U-Bolt, 2½" x ⅜"-16
49	GD26996	1	Fertilizer Fill Valve Mount Bracket
50	G10135401	1	Support
51	---	1	See "Fertilizer Level Sight Assembly" on page P328
52	GD26995	1	Fertilizer Tube Support Bracket
53	GD18329	1	U-Bolt, 3" x ⅝"-18
54	GD31429	1	Fertilizer Tube Bracket
55	---	---	---
56	G10342501	1	Pressure Gauge Mount
57	---	---	---
58	G10492701	1	1" Insulated Clamp
59	G10109	2	Lock Nut, ⅝"-18
60	GD26993	1	Fertilizer Fill Valve Mount Plate
61	G10628	1	Adapter, 2" NPT To Barb
62	GD35413-19.75	2	Edge Trim Protection, ¼" x ½" x 19.75"
63	GA2660	1	Shutoff Valve, 2" NPT

(107996)





Continued on following pages.

500 Gallon Fertilizer Tank System

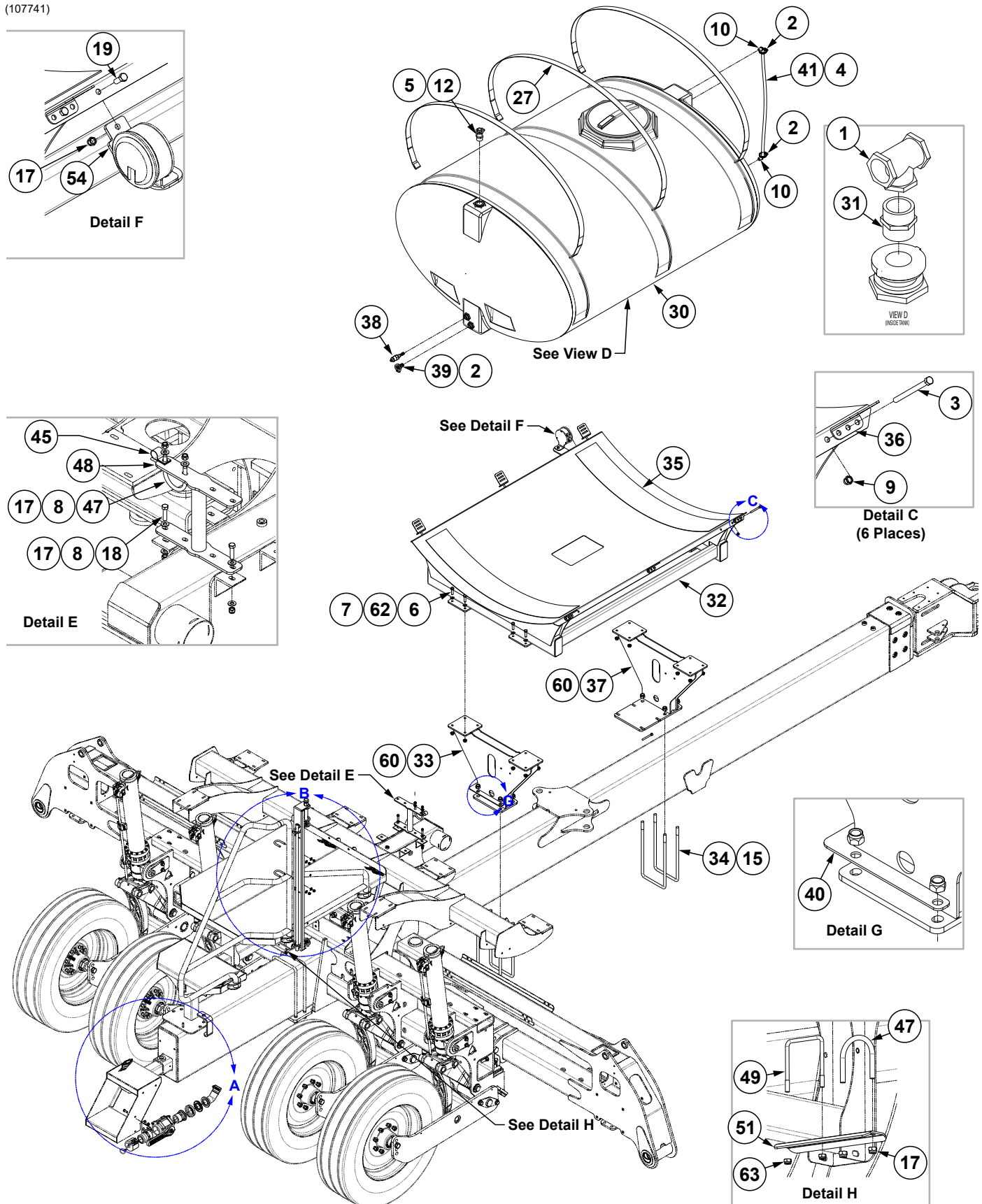
Model 5900

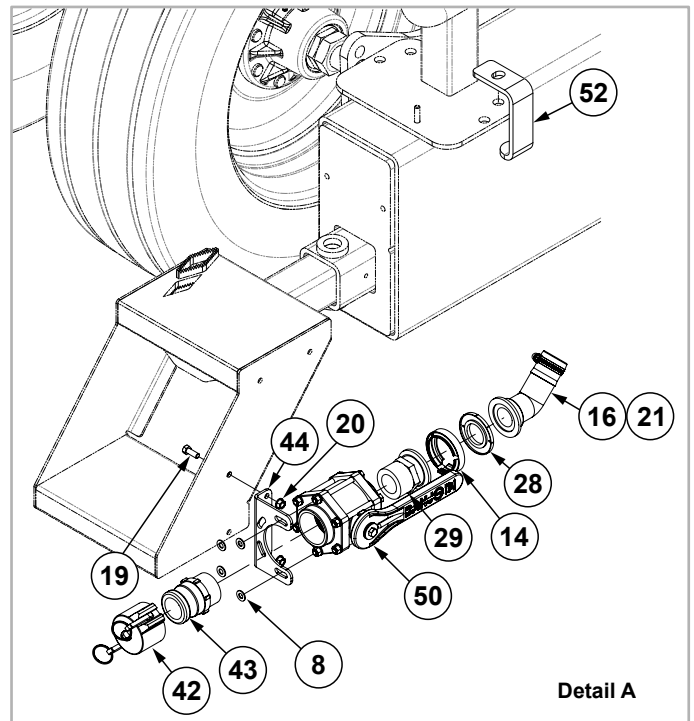
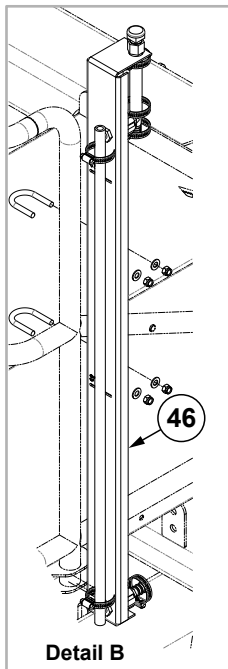
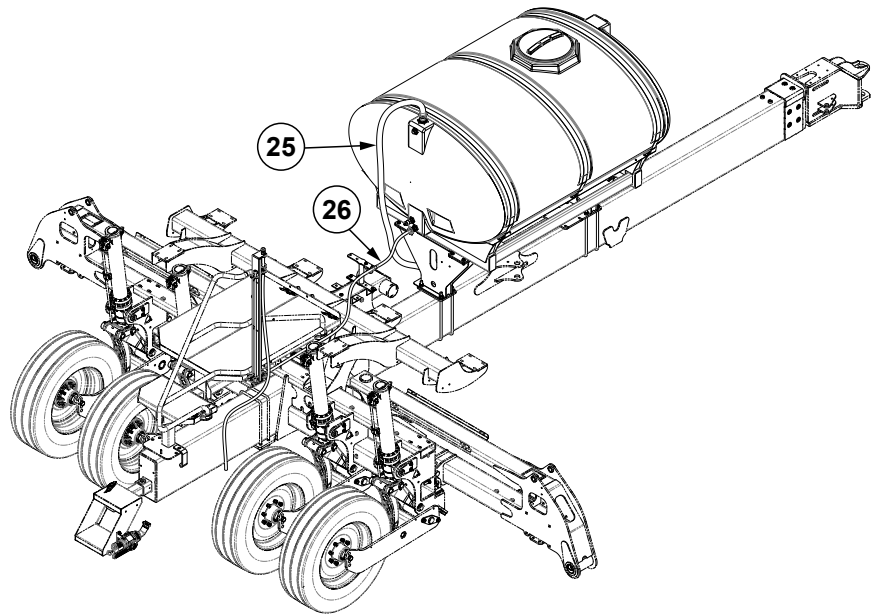
M0321-02

ITEM	PART NO.	QTY.	DESCRIPTION
1	G10485	6	Hex Head Cap Screw, 3/8"-16 x 5"
2	G10901	6	Lock Nut, 3/8"-16
3	G11590	1	10MM Hollow Ball (Orange)
4	G10740	2	90° Elbow, 1/2" Male NPT/Hose Barb
5	GD1862	2	Tank Pad, 8" x 14' Roll
6	G10674	1	Hose Clamp, No. 24
7	G10673	3	Hose Clamp, No. 8
8	G10112	8	Lock Nut, 3/4"-10
9	G11389	16	Flat Washer, 1/2" Plated SAE
10	G10039	16	Hex Head Cap Screw, 1/2"-13 x 1 3/4"
11	G10071	16	Serrated Flange Nut, 1/2"-13
12	G10888	1	Tee, 2" Female NPT
13	G11387	10	Flat Washer, 3/8" SAE
14	G10108	7	Lock Nut, 3/8"-16
15	G10003	2	Hex Head Cap Screw, 3/8"-16 x 1 1/2"
16	G11091	2	Serrated Flange Nut, 3/8"-16
17	G10676	1	Hose Clamp, No. 36, Stainless Steel
18	G11576	1	2" Flange x 45° Hose Barb Elbow
19	G11468	1	Flange Clamp SS 75 Series
20	G10001	3	Hex Head Cap Screw, 3/8"-16 x 1"
21	G10485702	1	Clear Vinyl Hose, 7/8" O.D. x 1/8" x 20'
22	G4602-03	1	Black Helix Hose, 1 1/4" x 100'
23	G10799501	1	500 Gallon Tank Mount
24	GD29502-30	1	Clear Tube, 3/4" O.D. x 30"
25	G10626	1	Adapter, 1 1/4" NPT To Barb
26	G10342501	1	Pressure Gauge Mount
27	GD11123	6	Anchor
28	GA18720	1	Liquid Level Sensor
29	GD15605	3	Band (3 Per Tank)
30	G10856301	1	Tank W/Lid and Fittings, 500 Gallon
	GR1739	1	2" Bulkhead Fitting Assembly (Nut, Bushing And O-Ring) (Bottom Of Tank)
	GR1709	1	1 1/4" Bulkhead Fitting Assembly (Nut, Bushing And O-Ring) (Top Of Tank)
	GR1941	1	Seal
	GR2144	4	1/2" Bulkhead Fitting (Ends of Tank)
	GA16428	1	7" Lid Assembly W/Vacuum Breaker
	GA4082	1	Anti-Vortex Fitting, 2"
31	G10368601	1	Hose Guide
32	G10669601	1	Front Fertilizer Saddle Leg
33	G10669801	1	Front Support
34	GD25499	4	U-Bolt, 8" x 16" x 3/4"-10
35	G10485601	1	Barbed Fitting NPT, 5/8"
36	G10729701	1	Nipple, 2" x 2" NPT
37	---	1	See "Fertilizer Level Sight Assembly" on page P328
38	GD26535	2	U-Bolt, 2 1/2" x 3/8"-16
39	G10135401	1	Support
40	G10492701	1	1" Insulated Clamp
41	G10406701	1	2" Skirted Flange Gasket
42	GD26996	1	Fertilizer Fill Valve Mount Bracket
43	GD26816	1	2" Flange x 2" Male Thread
44	GD3951	1	Dust Cap, 2" Cam Lock
45	GA2660	1	Shutoff Valve, 2" NPT

ITEM	PART NO.	QTY.	DESCRIPTION
46	GD3623	1	Adapter, 2" Male NPT To Cam Lock
47	GD31429	1	Fertilizer Tube Bracket
48	G10109	2	Lock Nut, 5/16"-18
49	GD18329	1	U-Bolt, 3" x 5/16"-18
50	GD26995	1	Fertilizer Tube Support Bracket
51	---	---	---
52	---	---	---
53	G10037	4	Hex Head Cap Screw, 1/2"-13 X 1 1/4"
54	GD35413-20.75	2	Edge Trim Protection, 1/4" x 1/2" x 20.75"

(107741)



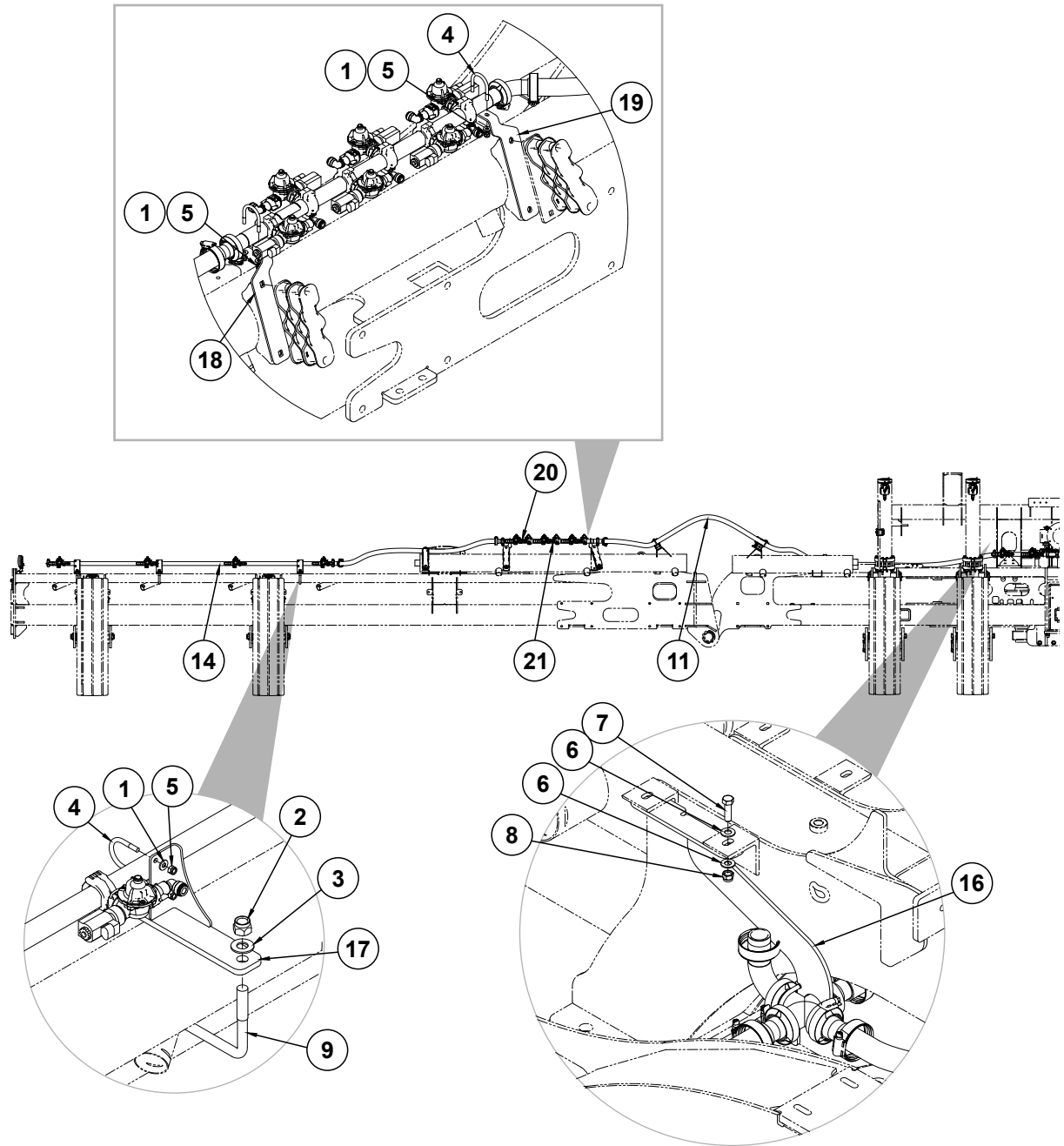


Continued on following pages.

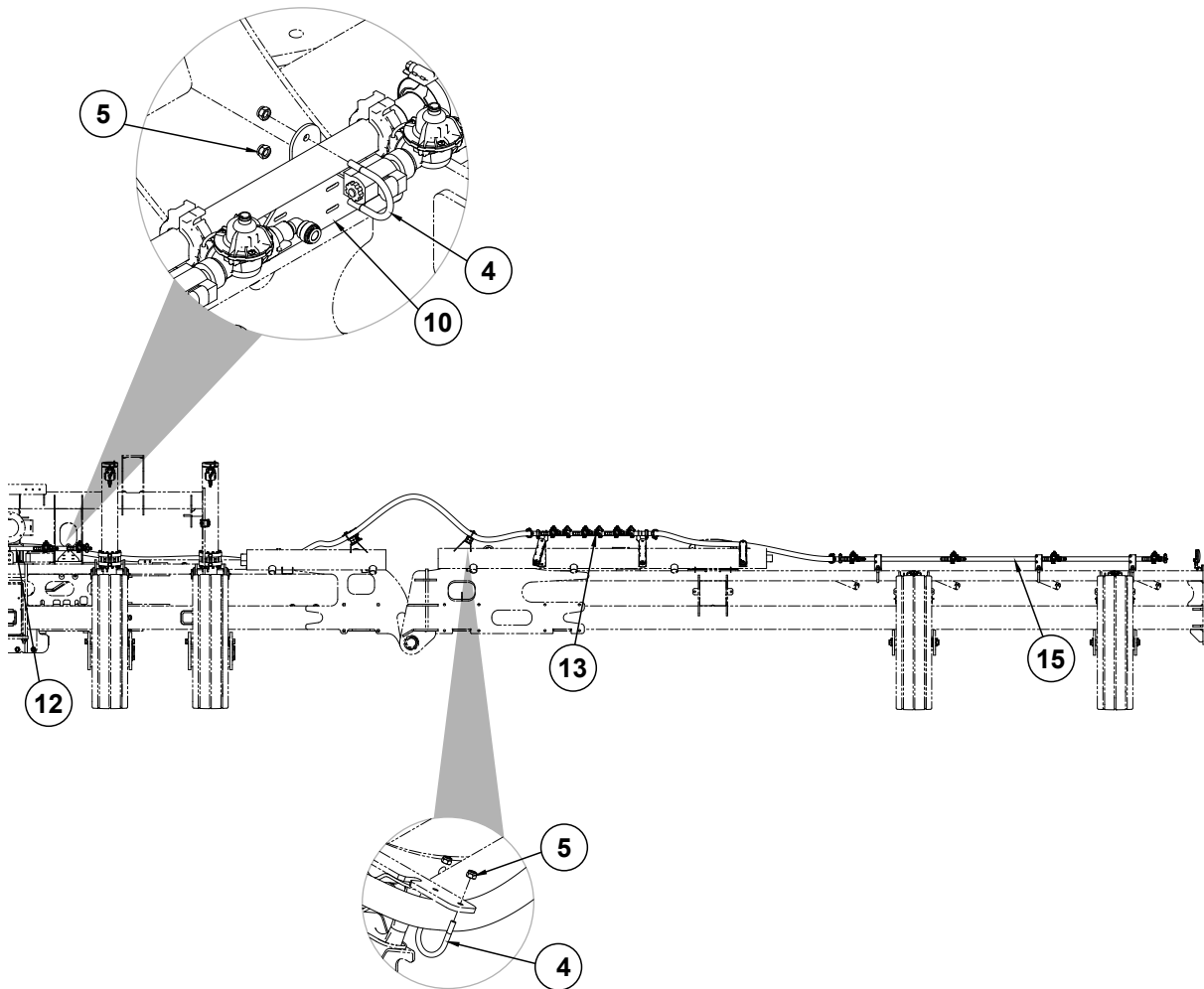
ITEM	PART NO.	QTY.	DESCRIPTION
1	G10888	1	Tee, 2" Female NPT
2	G10673	3	Hose Clamp, No. 8
3	G10485	6	Hex Head Cap Screw, 3/8"-16 x 5"
4	G11590	1	10MM Hollow Ball (Orange)
5	G10674	1	Hose Clamp, No. 24
6	G10039	16	Hex Head Cap Screw, 1/2"-13 x 1 3/4"
7	G10071	16	Serrated Flange Nut, 1/2"-13
8	G11387	6	Flat Washer, 3/8" SAE
9	G10901	6	Lock Nut, 3/8"-16
10	G10740	2	90° Elbow, 1/2" Male NPT/Hose Barb
11	G10297	2	Hex Pipe Plug, 1/2"
12	G10626	1	Adapter, 1 1/4" NPT To Barb
13	---	---	---
14	G11468	1	Flange Clamp SS 75 Series
15	G10112	8	Lock Nut, 3/4"-10
16	G11576	1	2" Flange x 45° Hose Barb Elbow
17	G10108	7	Lock Nut, 3/8"-16
18	G10003	2	Hex Head Cap Screw, 3/8"-16 x 1 1/2"
19	G10001	3	Hex Head Cap Screw, 3/8"-16 x 1"
20	G11091	2	Serrated Flange Nut, 3/8"-16
21	G10676	1	Hose Clamp, No. 36, Stainless Steel
22	---	---	---
23	---	---	---
24	---	---	---
25	G4602-03	1	Black Helix Hose, 1 1/4" x 100'
26	G10485702	1	Clear Vinyl Hose, 7/8" O.D. x 1/8" x 20'
27	GD15605	3	Band (3 Per Tank)
28	G10406701	1	2" Skirted Flange Gasket
29	GD26816	1	2" Flange x 2" Male Thread
30	G10856401	1	Tank W/Lid and Fittings, 750 Gallon
	GR1739	1	2" Bulkhead Fitting Assembly (Nut, Bushing And O-Ring) (Bottom Of Tank)
	GR1709	1	1 1/4" Bulkhead Fitting Assembly (Nut, Bushing And O-Ring) (Top Of Tank)
	GR1941	1	Seal
	GR2144	4	1/2" Bulkhead Fitting (Ends of Tank)
	GA16428	1	7" Lid Assembly W/Vacuum Breaker
	GA4082	1	Anti-Vortex Fitting, 2"
31	G10729701	1	Nipple, 2" x 2" NPT
32	G10302301	1	750 Gallon Tank Mount
33	G10669801	1	Front Support
34	GD25499	4	U-Bolt, 8" x 16" x 3/4"-10
35	GD1862	2	Tank Pad, 8" x 14' Roll
36	GD11123	6	Anchor
37	G10669601	1	Front Fertilizer Saddle Leg
38	GA18720	1	Liquid Level Sensor
39	G10485601	1	Barbed Fitting NPT, 5/8"
40	G10368601	1	Hose Guide
41	GD29502-36.75	1	Clear Tube, 3/4" O.D. x 36.75"
42	GD3951	1	Dust Cap, 2" Cam Lock
43	GD3623	1	Hydraulic Hose Mount
44	GD26996	1	Fertilizer Fill Valve Mount Bracket
45	G10492701	1	1" Insulated Clamp

ITEM	PART NO.	QTY.	DESCRIPTION
46	---	1	See "Fertilizer Level Sight Assembly" on page P328
47	GD26535	2	U-Bolt, 2½" x ⅜"-16
48	G10135401	1	Support
49	GD18329	1	U-Bolt, 3" x ⅝"-18
50	GA2660	1	Shutoff Valve, 2" NPT
51	GD26995	1	Fertilizer Tube Support Bracket
52	GD31429	1	Fertilizer Tube Bracket
53	---	---	---
54	G10342501	1	Pressure Gauge Mount
55	---	---	---
56	---	---	---
57	---	---	---
58	---	---	---
59	---	---	---
60	GD35413-20.75	2	Edge Trim Protection, ¼" x ½" x 20.75"
61	---	---	---
62	G11389	16	Flat Washer, ½" Plated SAE
63	G10109	2	Lock Nut, ⅝"-18

(108410)

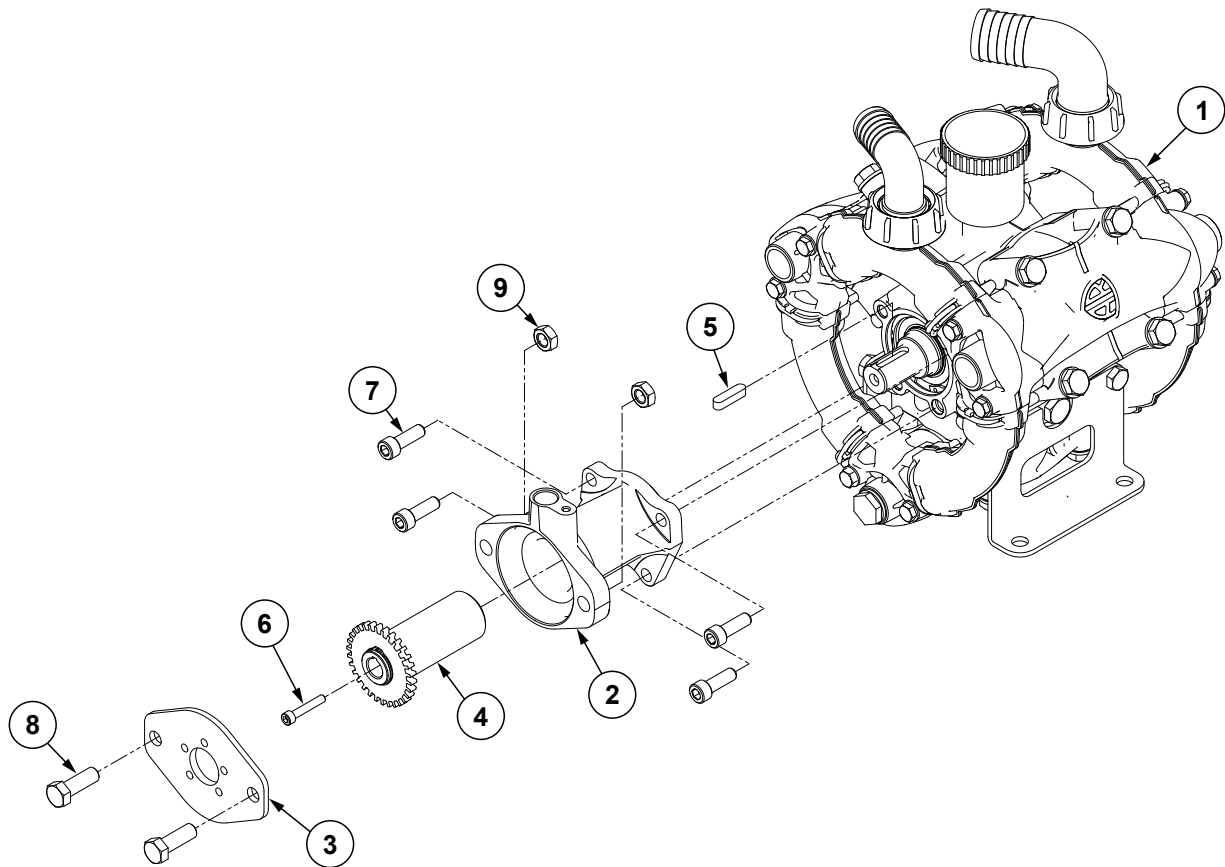


ITEM	PART NO.	QTY.	DESCRIPTION
1	G11385	20	Flat Washer, 1/4" SAE
2	G10107	12	Lock Nut, 5/8"-11
3	G11391	12	Flat Washer, 5/8" SAE
4	G10606801	16	U-Bolt, 1 1/2" x 1/4"-20
5	G10110	32	Lock Nut, 1/4"-20, Grade B
6	G11387	2	Flat Washer, 3/8" SAE
7	G10004	1	Hex Head Cap Screw, 3/8"-16 x 1 1/4"
8	G10108	1	Lock Nut, 3/8"-16
9	GD25914	6	U-Bolt, 7" x 3" x 5/8"-11
10	G10943801	2	Manifold Mount
11	G4200-32	1	Hose, 1/4" x 500"



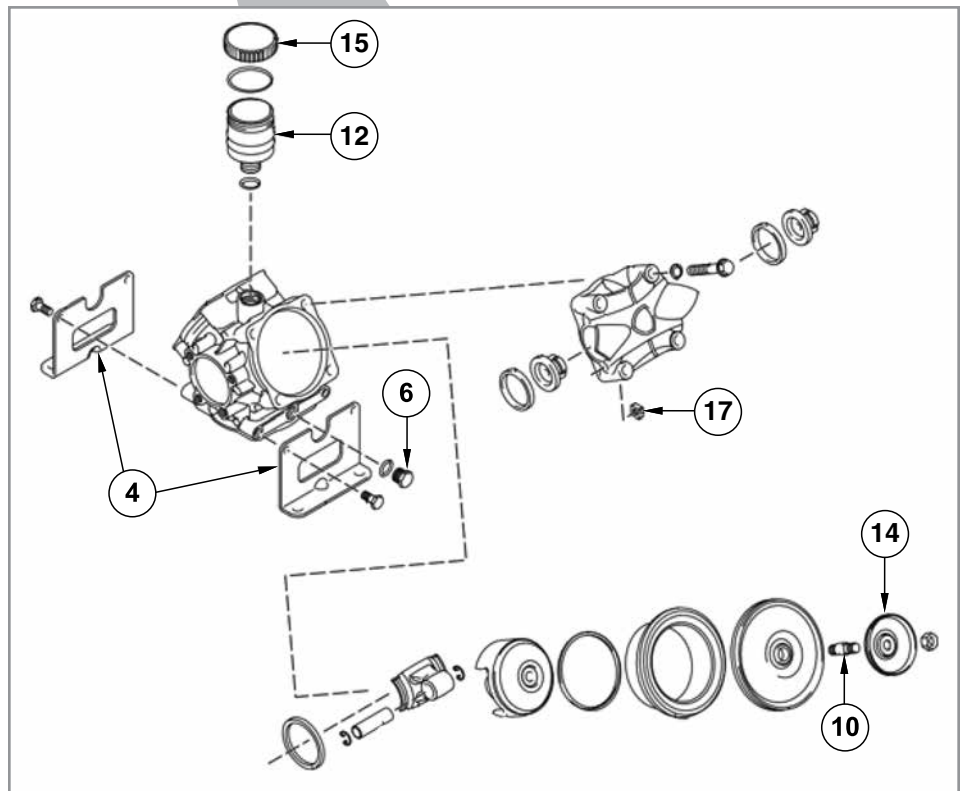
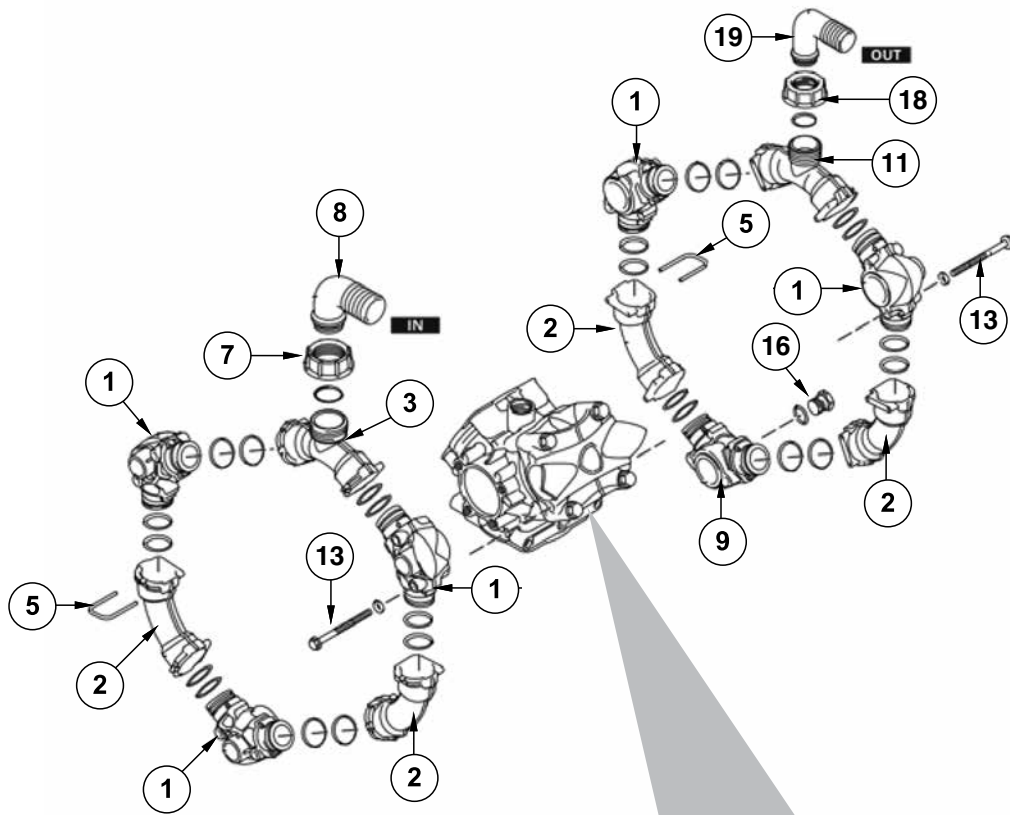
ITEM	PART NO.	QTY.	DESCRIPTION
12	G10833401	1	See "Fertilizer Manifold" on page P332
13	G10833201	1	See "Fertilizer Manifold" on page P332
14	G10753001	1	See "Fertilizer Manifold" on page P332
15	G10771001	1	See "Fertilizer Manifold" on page P332
16	G10787501	1	See "Fertilizer Junction Assembly" on page P327
17	GA18344	6	Fertilizer Tube Mount
18	G10834101	2	See "Fertilizer Manifold" on page P332
19	G10835101	2	See "Fertilizer Manifold" on page P332
20	---	1	See "Decals, Paint, and Miscellaneous" on page P357
21	G10833203	1	See "Fertilizer Manifold" on page P332

(108277)



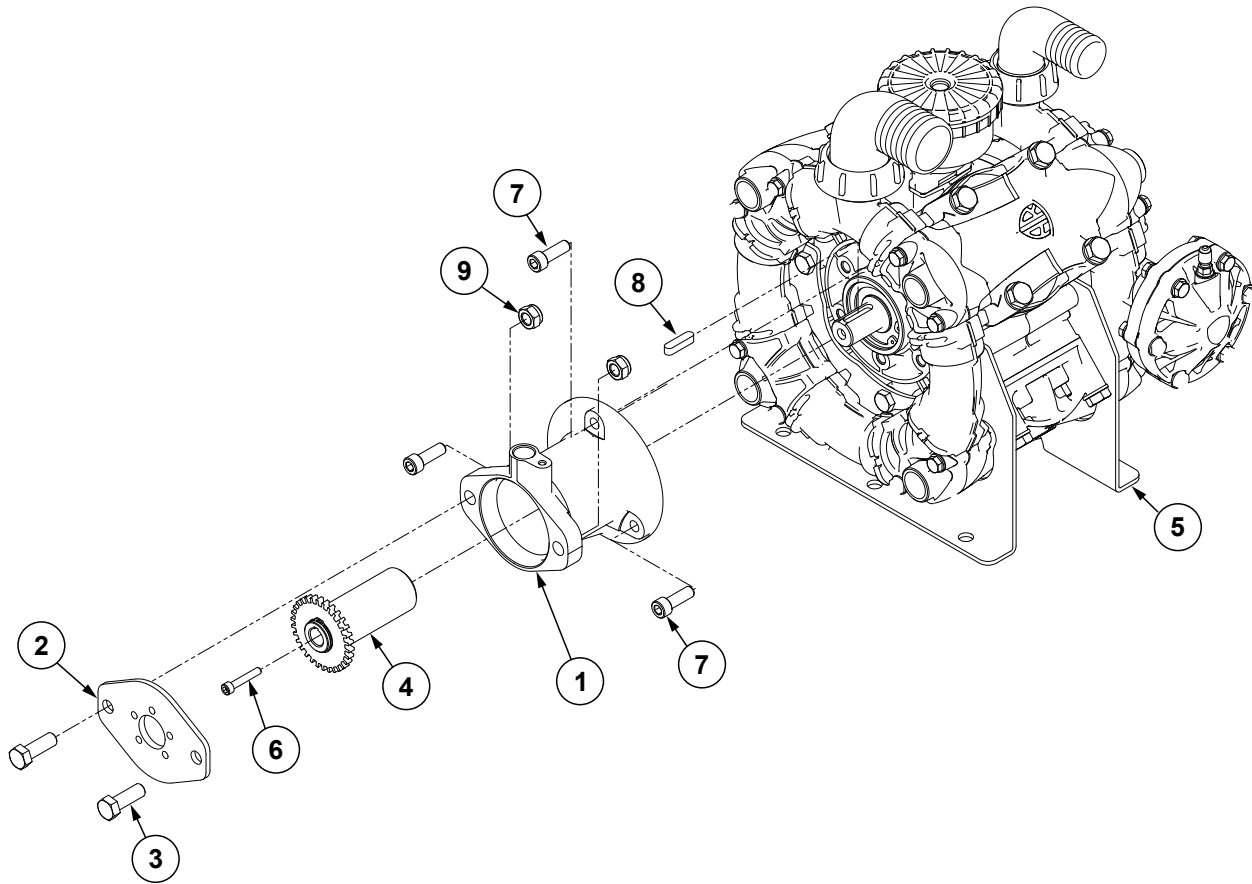
ITEM	PART NO.	QTY.	DESCRIPTION
1	G10399301	1	See "Diaphragm Pump Assembly, AR120" on page P318
2	G10611001	1	Flange Hydraulic Motor
3	G10814401	1	Flange Hydraulic Motor Mount
4	G10556201 G10590501	1 -	Coupler W/Hall Effect Wheel External Snap Ring
5	G10514101	1	Key
6	G12222-35	1	Hex Socket Head Cap Screw, M6-1.0 x 35MM
7	G10631801	4	Hex Socket Head Cap Screw, M10-1.5 x 30MM
8	G12002-35	2	Hex Head Cap Screw, M12-1.75 x 35
9	G12068	2	Hex Nylon Locknut, M12-1.75

This page left blank intentionally.



ITEM	PART NO.	QTY.	DESCRIPTION
1	G10976301	5	Manifold
2	G10976401	4	Manifold
3	G10976501	1	Manifold
4	G10975601	2	Foot Mount
5	G10976601	12	Fork Clip
6	G10975701	1	Oil Drain Plug
7	G10976701	1	Ring Nut
8	G10976801	1	Hose Barb, 1½"
9	G10976901	1	Manifold
10	G10976101	3	Hub Pin
11	G10977001	1	Manifold
12	G10975801	1	Tank Sight Glass
13	G10977101	12	Manifold Mount Bolt
14	G10976201	3	Plate
15	G10975901	1	Sight Glass Cap
16	G10977201	1	Drain Plug
17	G10976001	12	Square Nut, M8
18	G10977301	1	Ring Nut
19	G10977401	1	Hose Barb, 1¼"
A	G10399301	1	Diaphragm Pump Assembly
B	G10513001	1	AR Pump Winterizer, No. 64511
C	G10513101	2	AR Pump Oil, No. 6453D
D	G10434301	1	AR120 Diaphragm Kit
E	G10764001	1	AR120 Pump LFP O-Ring Service Kit
F	G10764101	1	AR120 Pump LFP Valve Service Kit

(106714)

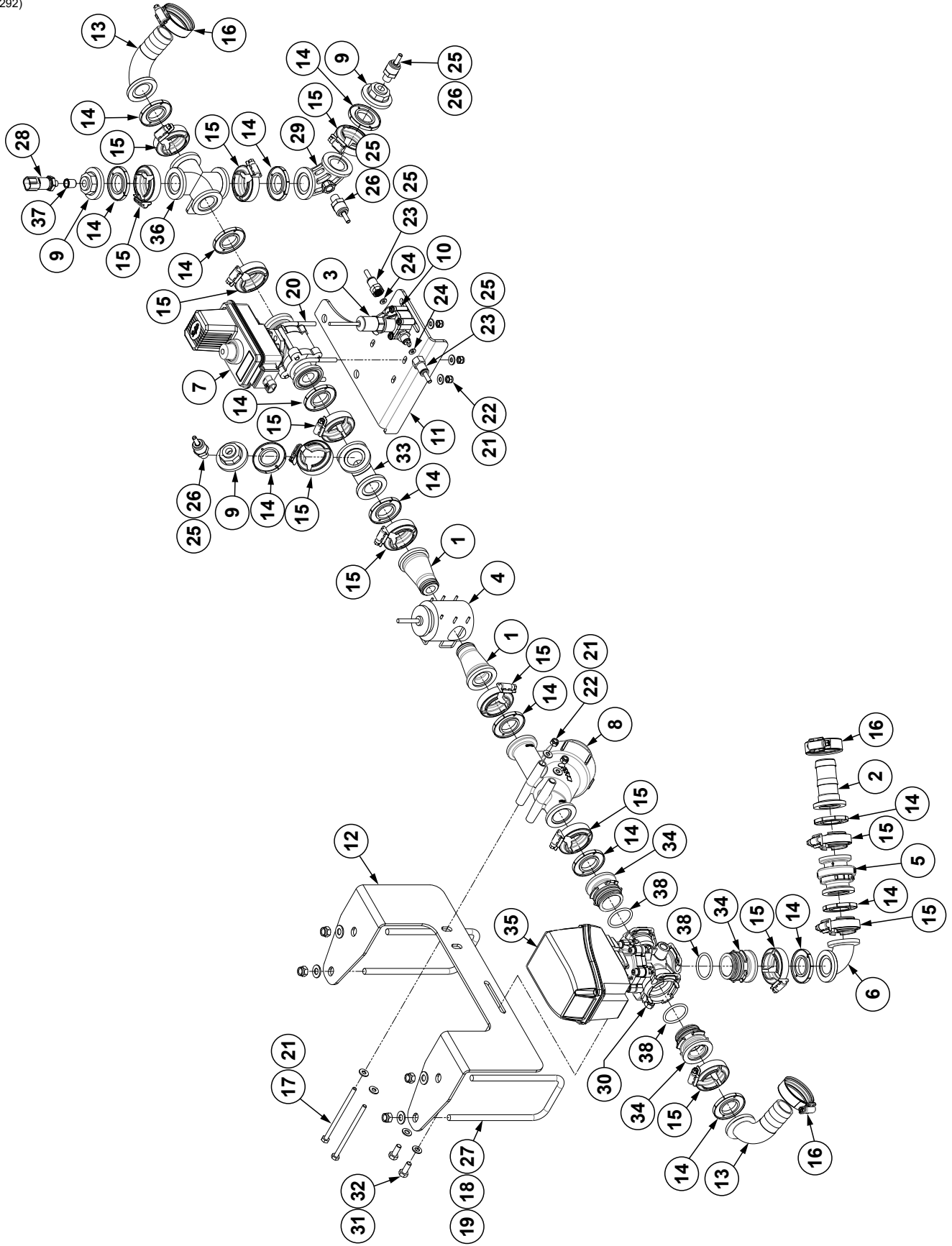


ITEM	PART NO.	QTY.	DESCRIPTION
1	G10773401	1	Stand Off Flange
2	G10814401	1	Flange Hydraulic Motor Mount
3	G12002-35	2	Hex Head Cap Screw, M12-1.75 x 35
4	G10556201 G10590501	1	Coupler W/Hall Effect Wheel External Snap Ring
5	G10635901	1	See "Diaphragm Pump Assembly, AR160" on page P321
6	G12222-35	1	Hex Socket Head Cap Screw, M6-1.0 x 35MM
7	G10631801	3	Hex Socket Head Cap Screw, M10-1.5 x 30MM
8	G10514101	1	Key
9	G10817601	2	Hex Nylon Lock Nut, M12-1.75

This page left blank intentionally.

ITEM	PART NO.	QTY.	DESCRIPTION
1	G10977501	8	Manifold
2	G10977201	1	Drain Plug
3	G10977601	4	Manifold
4	G10977701	1	Manifold
5	G10977801	1	Fork Clip
6	G10976701	1	Ring Nut
7	G10976801	1	Hose Barb, 1½"
8	G10976601	12	Fork Clip
9	G10977101	12	Manifold Mount Bolt
10	G10976001	12	M8 Square Nut
11	G10978401	1	Air Chamber
12	G10977901	16	Ring Nut
13	G10978001	1	Elbow, 2"
14	G10978101	1	Manifold
15	G10981801	2	Foot
16	G10978201	1	Manifold
17	G10978301	1	Manifold
18	G10981901	1	Plug
19	G10982001	4	Hub Pin
20	G10982101	4	Plate
21	G10982201	1	Tank
22	G10982301	1	Plug
23	G10982401	1	Plug
A	G10513001	1	AR Pump Winterizer, No. 64511
B	G10513101	2	AR Pump Oil, No. 6453D
C	G10898801	1	AR160 O-Ring Kit
D	G10898901	1	AR160 Valve Kit
E	G10899001	1	AR160 Diaphragm Kit

(107292)



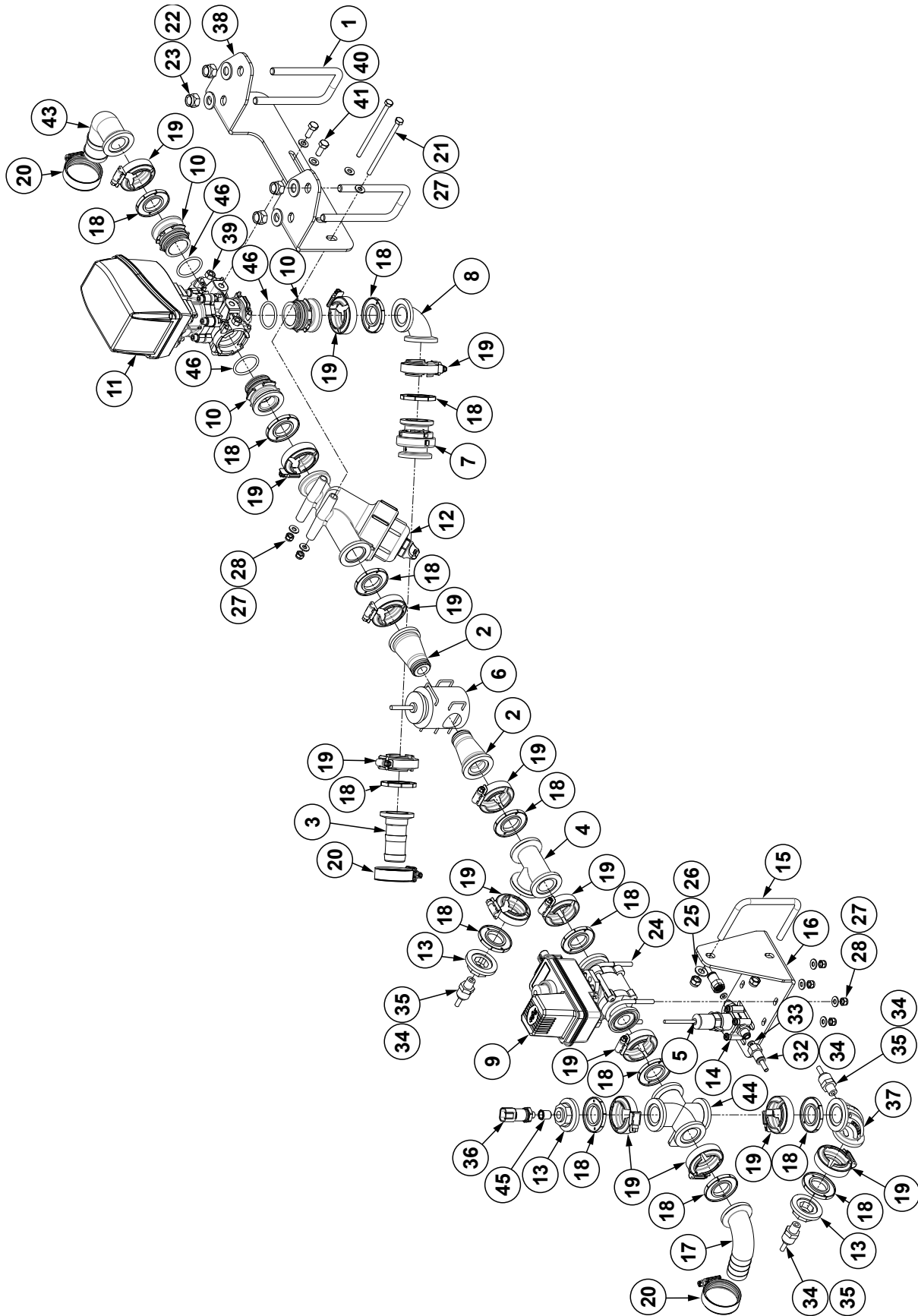
Flow Meter Assembly, 12 Row and 16 Row

M0321-02

Model 5900

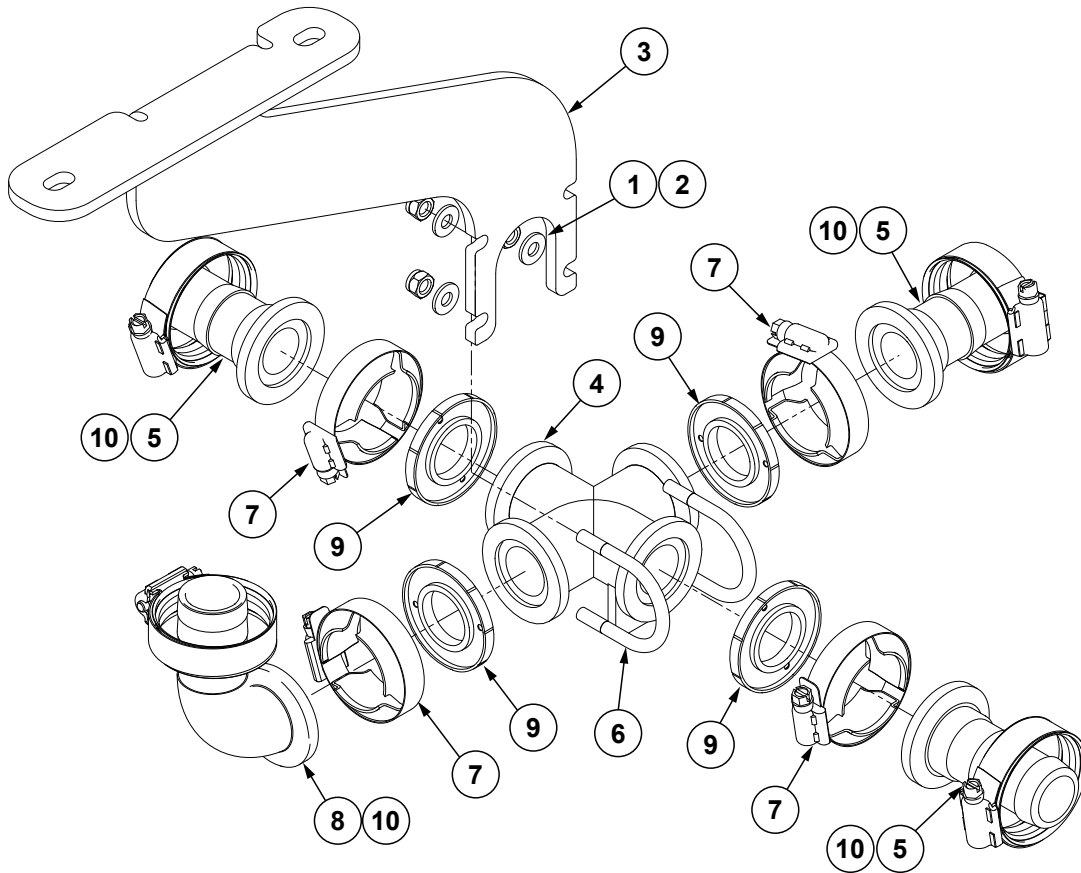
ITEM	PART NO.	QTY.	DESCRIPTION
1	GD26304	2	Flow Meter Flanged Adapter
2	G11458	1	Adapter 1" Flange x 1¼" Hose Barb
3	G10629701	1	Mini Flow Meter Sensor
4	GA14813	1	Flow Meter
5	G10466101	1	1" Manifold Flanged Check Valve
6	G10779701	1	90° Flanged Fitting, 1"
7	G10632101	1	1" Electric Ball Valve W/Harness
8	---	1	See "Manifold Y Strainer Assemblies" on page P340
9	G10618301	3	1" Flanged Plug W/¼" FNPT Port
10	G10629801	1	Mini Flow Meter
11	G10728201	1	Plumbing Bracket
12	G10728701	1	Plumbing Bracket
13	G10779901	2	1" Flange x 1¼" Barb, 90°
14	G10406801	14	1" Skirted Flange Gasket
15	G11467	14	Flange Clamp SS 50 Series
16	G10829101	3	Heavy Duty Hose Clamp
17	G11203	2	Hex Head Cap Screw, ¼"-20 x 4½"
18	G11387	4	Flat Washer, ⅜" SAE
19	G10901	4	Lock Nut W/Nylon Insert, ⅜"-16
20	GD26274	2	U-Bolt, 1½" x ¼"-20
21	G11385	8	Flat Washer, ¼" SAE
22	G10110	6	Lock Nut, ¼"-20, Grade B
23	G10629901	2	Push to Connect Adapter, ¼" to ⅜"
24	G10636801	2	Rubber Sealing Washer, .438" Diameter
25	GD29709	5	Support Tube
26	GD29625	3	Connector, ¼" NPT x ⅜"
27	G10729301	2	U-Bolt, 3" x 6" x ⅜"-16
28	GA14804	1	Pressure Sensor (0-120 PSI)
29	G11698	1	90° Elbow with ¼" Gauge Port Flange Sweep
30	G12083	2	Hex Nut, M8-1.25
31	G12081	2	Flat Washer, M8
32	G12003-20	2	Hex Head Cap Screw, M8-1,20
33	G10779801	1	1" Flanged Tee
34	G10401901	3	T5 Male Hose Fitting W/Clamp Coupling
35	G10398801	1	See "Pressure Regulator" on page P339
36	G11459	1	1" Flanged Poly Cross
37	G10506401	1	Reducer, ¼"-18 x ⅛"-27 NPT
38	G10922601	3	T5 O-Ring

(106713)



ITEM	PART NO.	QTY.	DESCRIPTION
1	GD29470	2	U-Bolt, 3½" x ½"-13
2	GD26304	2	Flow Meter Flanged Adapter
3	G11458	1	Adapter 1" Flange x 1¼" Hose Barb
4	G10779801	1	1" Flanged Tee
5	G10629701	1	Mini Flow Meter Sensor
6	GA14813	1	Flow Meter
7	G10466101	1	1" Manifold Flanged Check Valve
8	G10779701	1	90° Flanged Fitting, 1"
9	G10632101	1	1" Electric Ball Valve W/Harness
10	G10401901	3	T5 Male Hose Fitting W/Clamp Coupling
11	G10398801	1	T5 Pressure Regulator
12	---	1	See "Manifold Y Strainer Assemblies" on page P340
13	G10618301	3	1" Flanged Plug W/¼" FNPT Port
14	G10629801	1	Mini Flow Meter
15	G10712801	1	U-Bolt, 4" x 2" x 3/8"-16
16	G10670301	1	Fertilizer Plumbing Bracket
17	G10779901	1	1" Flange x 1¼" Barb, 90°
18	G10406801	14	1" Skirted Flange Gasket
19	G11467	14	Flange Clamp SS 50 Series
20	G10829101	3	Heavy Duty Hose Clamp
21	G11203	2	Hex Head Cap Screw, ¼"-20 x 4½"
22	G11389	4	Flat Washer, ½" Plated SAE
23	G10111	4	Lock Nut, ½"-13
24	GD26274	2	U-Bolt, 1½" x ¼"-20
25	G11387	2	Flat Washer, ⅜" SAE
26	G10108	2	Lock Nut, ⅜"-16
27	G11385	8	Flat Washer, ¼" SAE
28	G10110	6	Lock Nut, ¼"-20, Grade B
29	---	---	---
30	---	---	---
31	---	---	---
32	G10629901	2	Push to Connect Adapter, ¼" to ⅜"
33	G10636801	2	Rubber Sealing Washer, .438" Diameter
34	GD29709	5	Support Tube
35	GD29625	3	Connector, ¼" NPT x ⅜"
36	GA14804	1	Pressure Sensor (0-120 PSI)
37	G11698	1	90° Elbow with ¼" Gauge Port Flange Sweep
38	G10712901	1	Fertilizer Plumbing Bracket
39	G12083	2	Hex Nut, M8-1.25
40	G12081	2	Flat Washer, M8
41	G12003-20	2	Hex Head Cap Screw, M8-1,20
42	---	---	---
43	G10684401	1	1" Flanged Adapter x 1½", 90° Hose Barb
44	G11459	1	1" Flanged Poly Cross
45	G10506401	1	Reducer, ¼"-18 x ⅜"-27 NPT
46	G10922601	3	T5 O-Ring

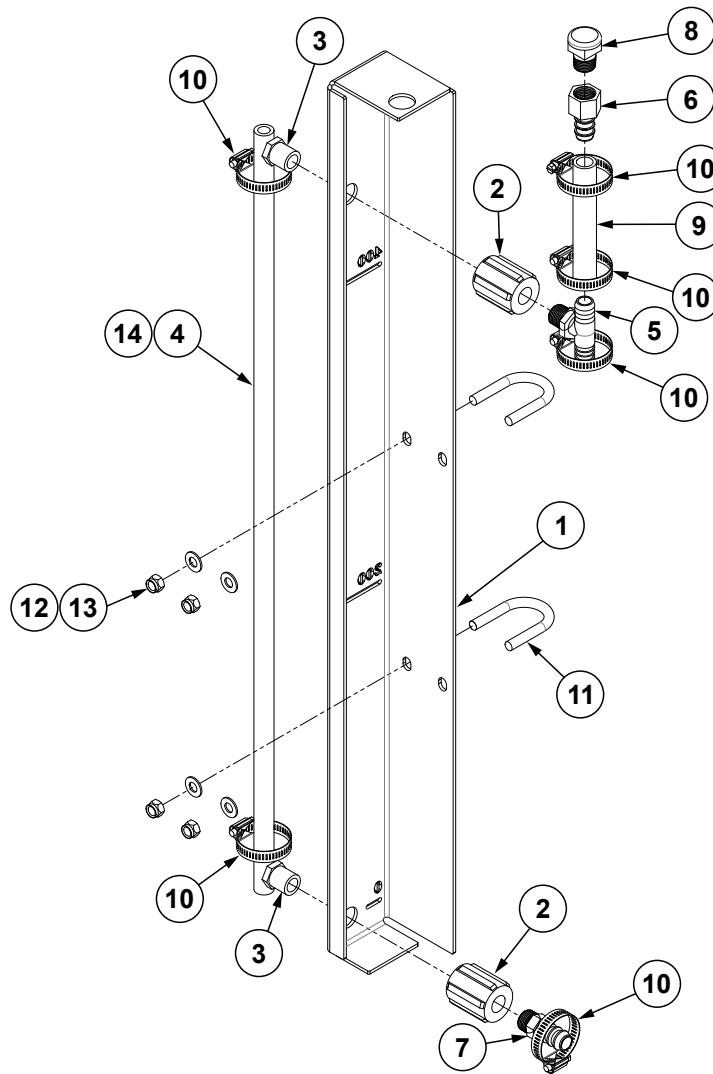
(107875)



ITEM	PART NO.	QTY.	DESCRIPTION
1	G11385	4	Flat Washer, 1/4" SAE
2	G10110	4	Lock Nut, 1/4"-20, Grade B
3	G10101701	1	Fertilizer Junction Bracket
4	G11459	1	1" Flanged Poly Cross
5	G11458	3	Adapter 1" Flange x 1 1/4" Hose Barb
6	G10606801	2	U-Bolt, 1 1/2" x 1/4"-20
7	G11467	4	Flange Clamp SS 50 Series
8	G10779901	1	1" Flange x 1 1/4" Barb, 90°
9	G10406801	4	1" Skirted Flange Gasket
10	G10829101	4	Heavy Duty Hose Clamp

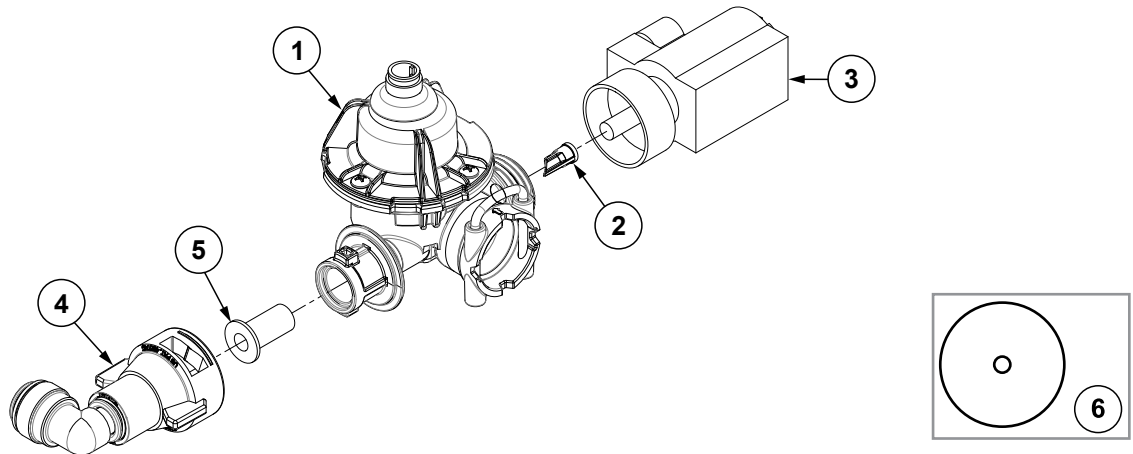
(104874)

400 Gallon Shown



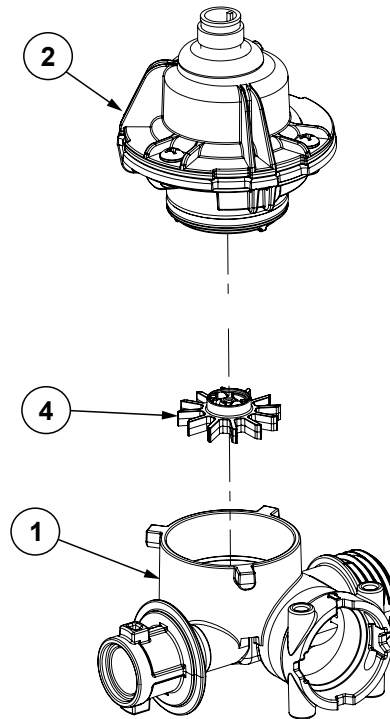
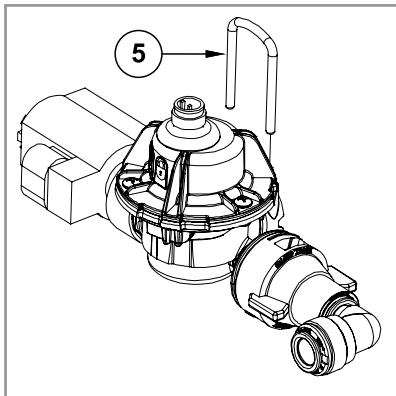
ITEM	PART NO.	QTY.	DESCRIPTION
1	G10487601	1	Liquid Fertilizer Sight Gauge, 400 Gallon
	G10487501	-	Liquid Fertilizer Sight Gauge, 500 Gallon
	G10492101	-	Liquid Fertilizer Sight Gauge, 750 Gallon
2	GD36742	2	1/2" Poly Coupler
3	G10740	2	90° Elbow, 1/2" Male NPT/Hose Barb
4	GD29502-34.625	1	Clear Tube, 3/4" O.D. x 31.625", 400 Gallon and 500 Gallon Tanks
	GD29502-43	-	Clear Tube, 3/4" O.D. x 43", 750 Gallon Tank
5	G10485301	1	Tee, 5/8" NPT
6	G10485501	1	Barbed Fitting, 5/8"
7	G10485601	1	Barbed Fitting NPT, 5/8"
8	G10485201	1	Breather Vent, 1/2"
9	G10485704	1	5/8" Clear Vinyl Hose, 7/8" O.D. x 1/8" x 5.25"
10	G10673	6	Hose Clamp, No. 8
11	GD27190	2	U-Bolt, 1 1/2" x 3/8"-16
12	G11387	4	Flat Washer, 3/8" SAE
13	G10108	4	Lock Nut, 3/8"-16
14	G11590	1	10MM Hollow Ball (Orange)

(107733)



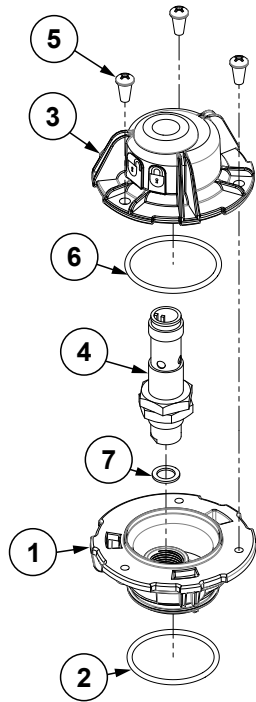
ITEM	PART NO.	QTY.	DESCRIPTION
1	---	1	See "Fertilizer Flow Meter Assembly" on page P330
2	G10773101	1	Flow Meter Orifice, 0.082"
3	GA20732	1	Fertilizer Shut Off
4	G10522501	1	Fertilizer Manifold Cap, 90°
5	G10943101	-	Strainer Nozzle, 100 Mesh
	G10943201	-	Strainer Nozzle, 200 Mesh
	GD27290	-	Strainer Nozzle, 50 Mesh
6	G10804001	1	0.015 Orifice (24/Pkg)
	GA17118	-	0.020 Orifice (24/Pkg)
	GA17119	-	0.025 Orifice (24/Pkg)
	GA19161	-	0.032 Orifice (24/Pkg)
	GA19162	-	0.037 Orifice (24/Pkg)
	GA20412	-	0.037 Orifice (12/Pkg)
	GA19163	-	0.041 Orifice (24/Pkg)
	GA19164	-	0.048 Orifice (24/Pkg)
	GA19165	-	0.055 Orifice (24/Pkg)
	GA19166	-	0.065 Orifice (24/Pkg)
	G10804002	-	0.072 Orifice (24/Pkg)
	G10804003	-	0.078 Orifice (24/Pkg)
	G10804004	-	0.086 Orifice (24/Pkg)
	G10804005	-	0.103 Orifice (24/Pkg)

(110071)



ITEM	PART NO.	QTY.	DESCRIPTION
1	G10772302	1	Manifold Fertilizer Flow Meter
2	---	1	See "Fertilizer Flow Meter Cover" on page P331
3	---	---	---
4	G10773002	1	Fertilizer Flow Meter Paddle Assembly, 12F
5	G10833001	1	Wire Retention Clip

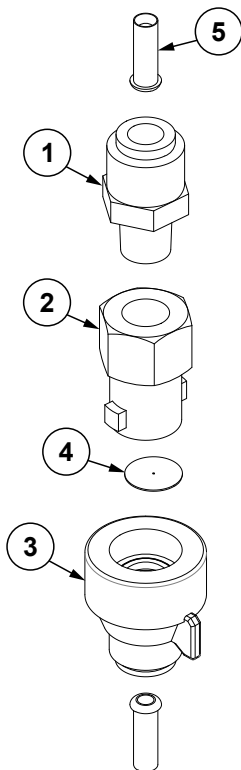
(107726)



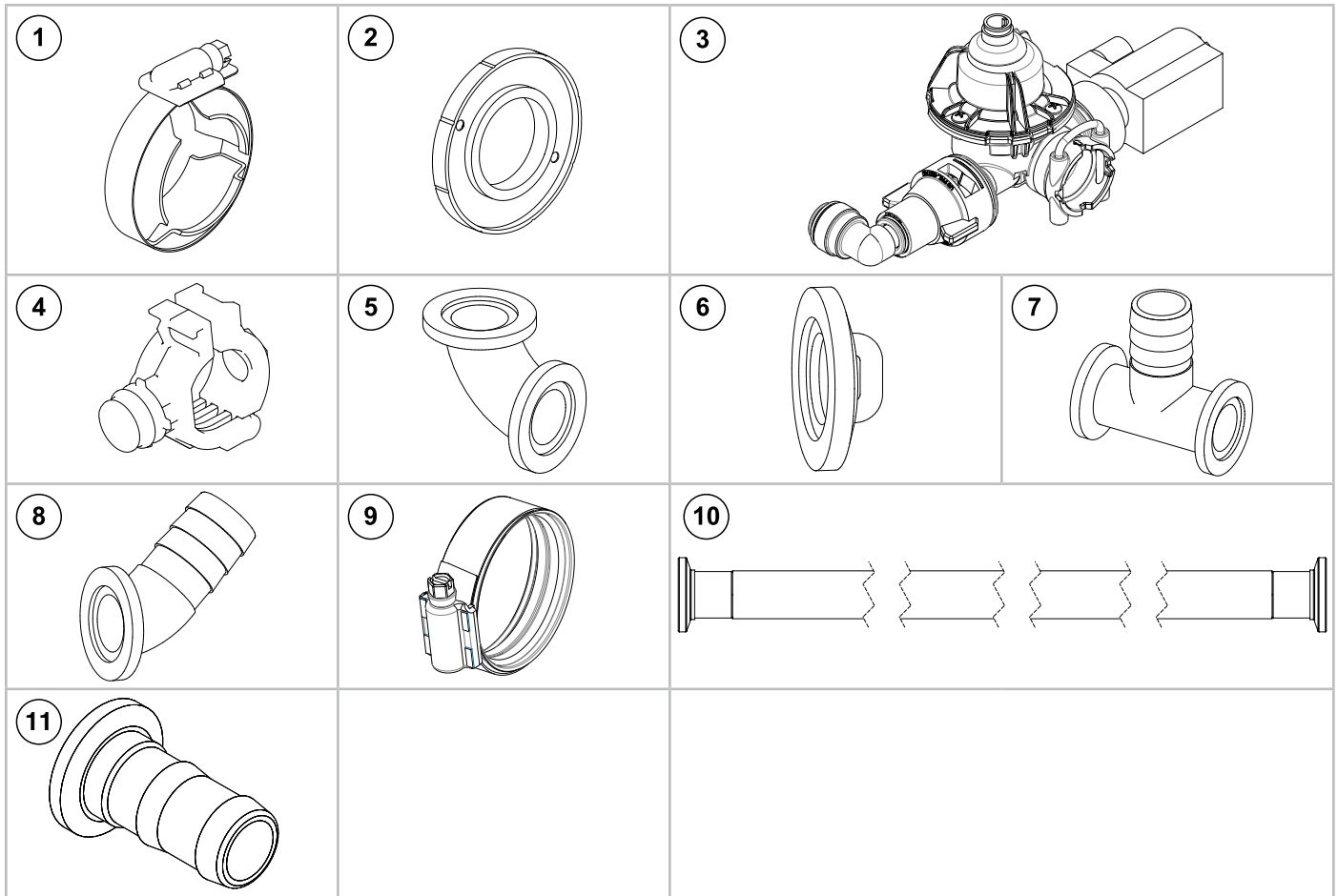
ITEM	PART NO.	QTY.	DESCRIPTION
1	G10832301	1	Fertilizer Flow Meter Cover
2	G10772501	1	O-Ring, No. 24
3	G10832401	1	Dust Cap Assembly
4	G10832701	1	Proximity Sensor
5	G10963001	3	Phillips Pan Head Tapping Screw, 6-19 x 5/16"
6	G10833101	1	O-Ring, No. 25
7	G10840901	1	Plastic Shim, 3/8" x 1/4" x .03"

Orifice In-Line Housing Assembly

(107719)

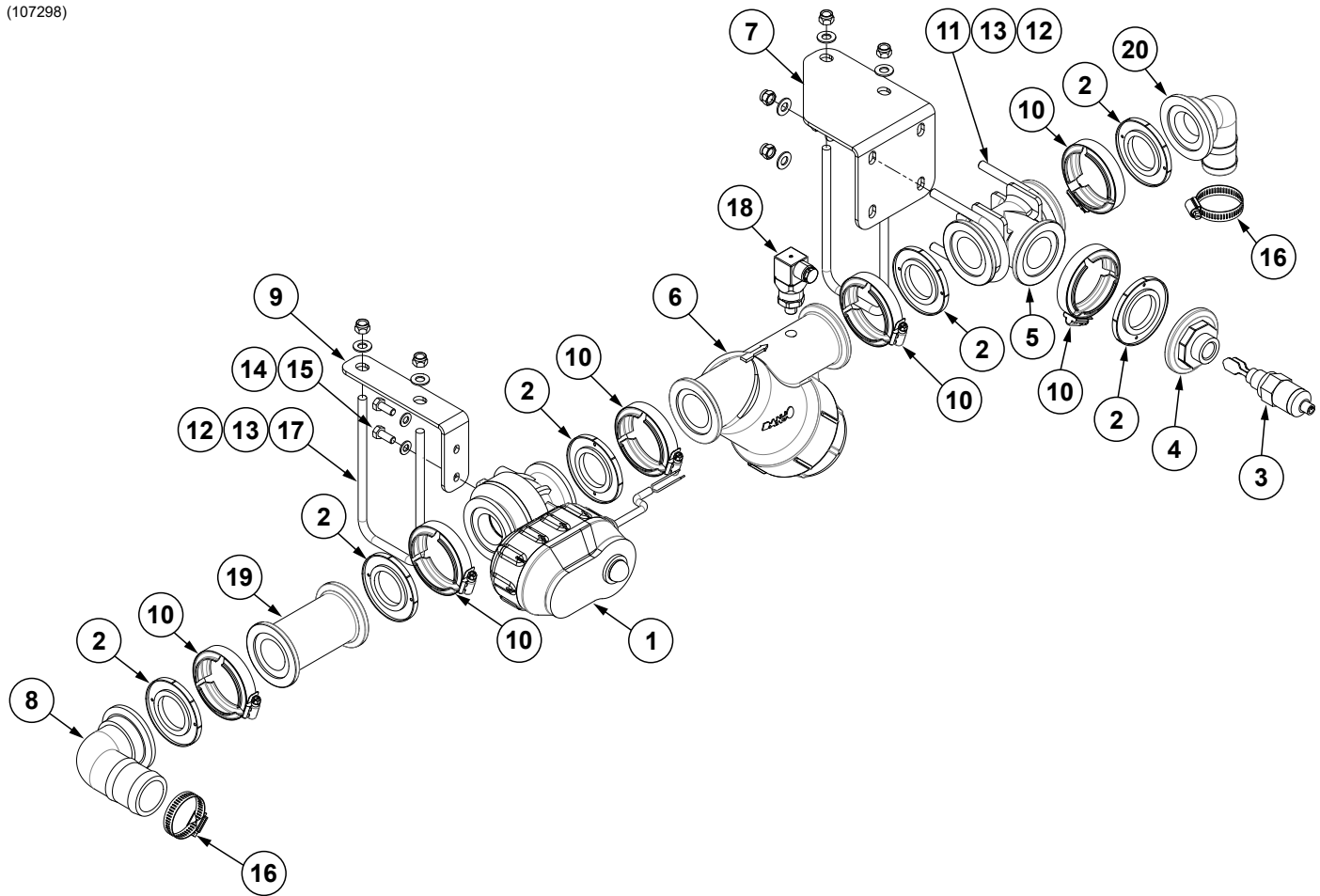


ITEM	PART NO.	QTY.	DESCRIPTION
1	GD29625	1	Connector, 1/4" NPT x 3/8"
2	G10771701	1	Orifice Cushion Adapter
3	GD21158	1	Cap
4	G4916-20	1	0.020 Orifice
5	GD29709	2	Support Tube



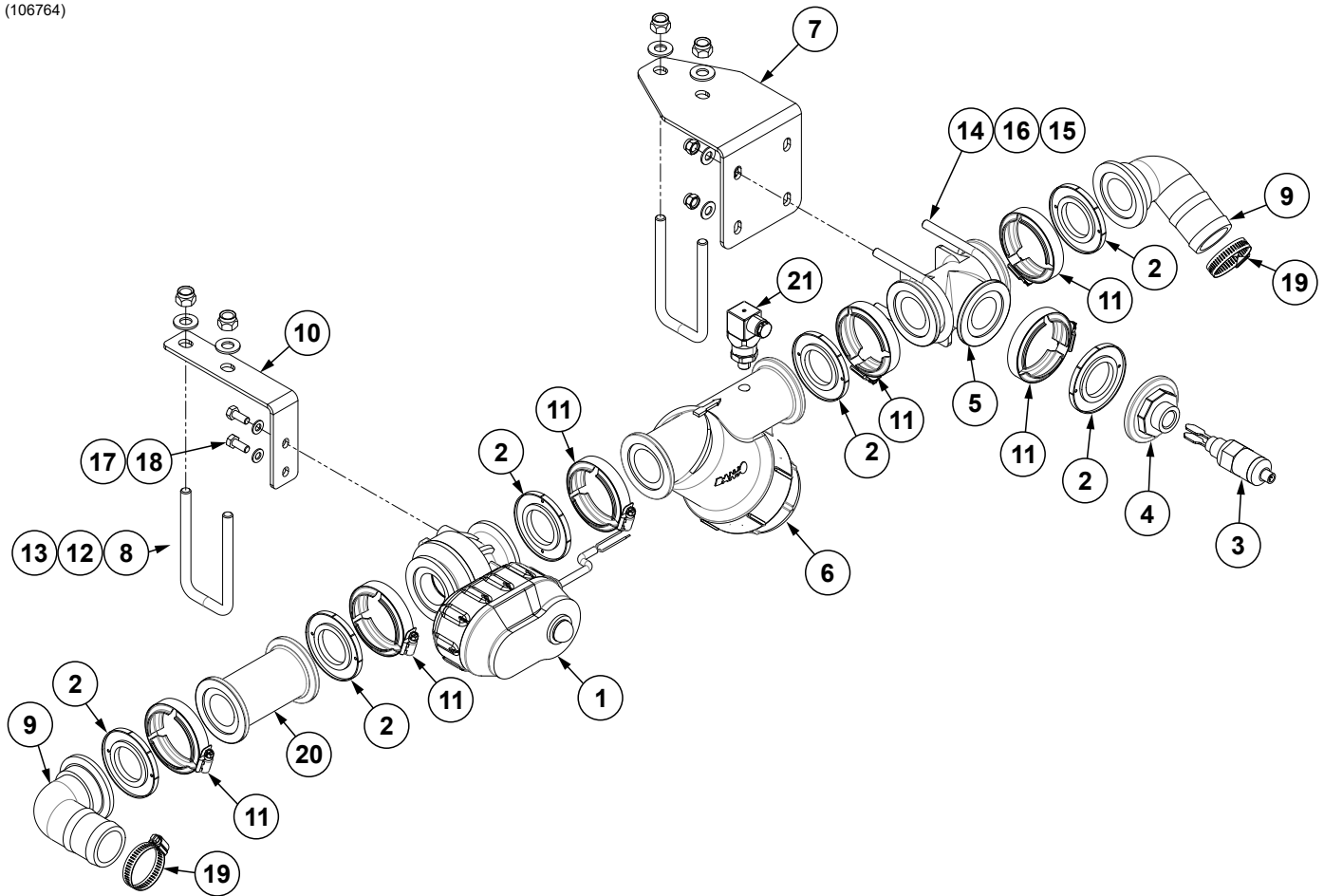
ITEM	PART NO.	QTY.	DESCRIPTION
1	G11467	-	Flange Clamp SS 50 Series
2	G10406801	-	Skirted Flange Gasket, 1"
3	---	-	See "Manifold Row Flow Assembly" on page P329
4	G10773801	-	Fertilizer Manifold Clamp, Straight Nozzle
5	G10779701	-	90° Flanged Fitting, 1"
6	G10780101	-	Flanged Plug, 1"
7	G10780201	-	Flanged Barb, 1¼"
8	G10797801	-	45° Flanged Barb Fitting, 1¼"
9	G10829101	-	Heavy Duty Hose Clamp
10	G10754801	-	Fertilizer Manifold, 96.980"
	G10833501	-	Fertilizer Manifold, 32.355"
	G10833601	-	Fertilizer Manifold, 22.855"
	G10833701	-	Fertilizer Manifold, 17.980"
	G10833801	-	Fertilizer Manifold, 24.480"
11	G11458	-	Adapter 1" Flange x 1¼" Hose Barb

(107298)



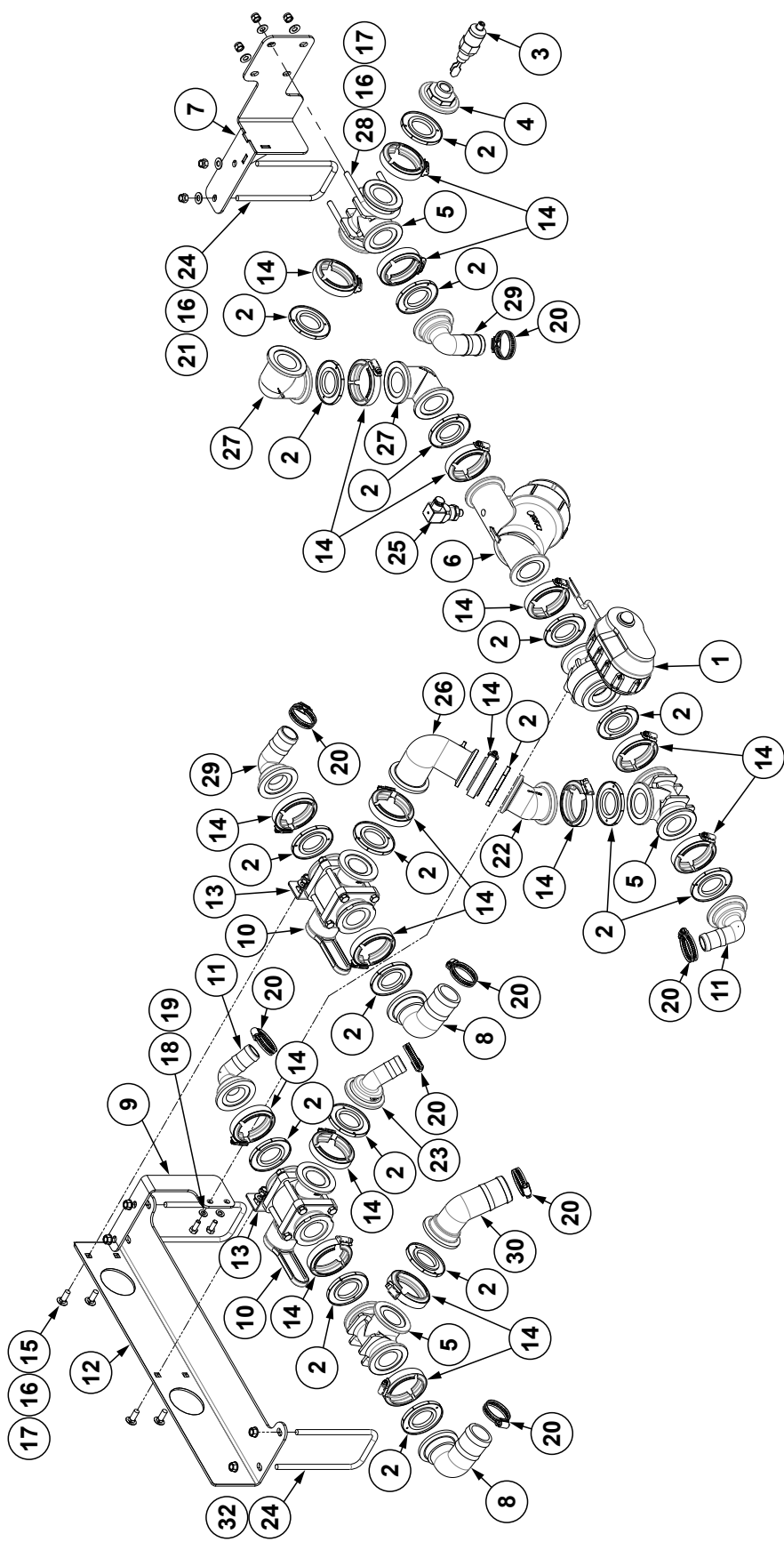
ITEM	PART NO.	QTY.	DESCRIPTION
1	G10406601	1	Electric Ball Valve Assembly
2	G10406701	6	2" Skirted Flange Gasket
3	GA18720	1	Liquid Level Sensor
4	G10425201	1	2" Plug W/1/2" FNPT Port
5	G11508	1	Tee, 2" Port Flange
6	G10631901	1	2" Manifold Y Strainer W/1/4" NPT Port
7	G10732901	1	Plumbing Bracket
8	G11457	1	Elbow, 2" Flange x 2" Hose Barb, 90°
9	G10733001	1	Plumbing Bracket
10	G11468	6	Flange Clamp SS 75 Series
11	G10510201	2	U-Bolt, 2 1/2" x 4 5/16"
12	G10108	8	Lock Nut, 3/8"-16
13	G11387	8	Flat Washer, 3/8" SAE
14	G12081	2	Flat Washer, M8
15	G12003-20	2	Hex Head Cap Screw, M8-1,20
16	G10674	2	Hose Clamp, No. 24
17	G10729301	2	Hex Head Cap Screw, M8-1,20
18	G11050701	1	Hydraulic Pressure Transmitter Sensor
19	G10617	1	2" Coupling
20	G10437901	1	90° Elbow, 2" Flange x 1 1/2" Barb

(106764)



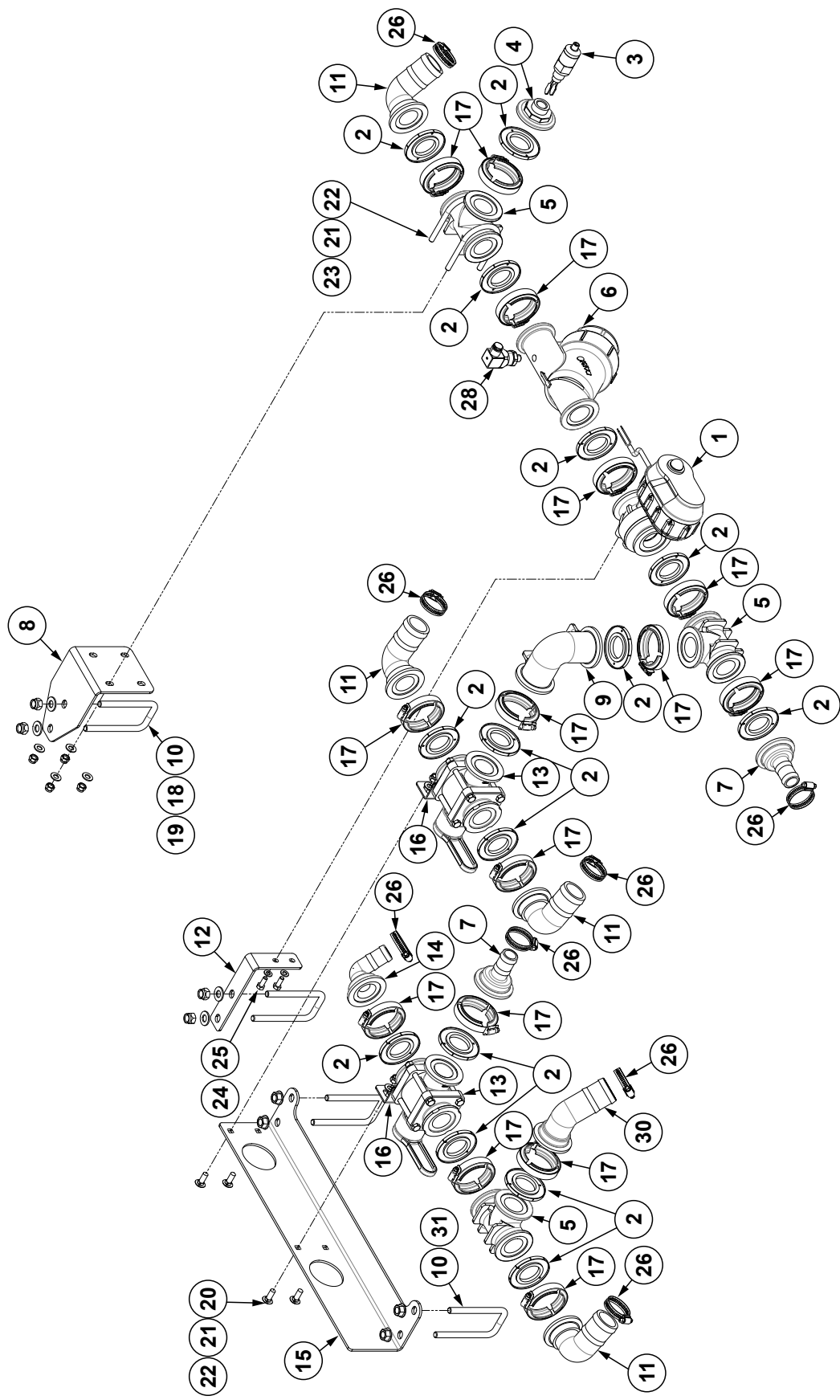
ITEM	PART NO.	QTY.	DESCRIPTION
1	G10406601	1	Electric Ball Valve Assembly
2	G10406701	6	2" Skirted Flange Gasket
3	GA18720	1	Liquid Level Sensor
4	G10425201	1	2" Plug W/1/2" FNPT Port
5	G11508	1	Tee, 2" Port Flange
6	G10631901	1	2" Manifold Y Strainer W/1/4" NPT Port
7	G10670601	1	Plumbing Bracket
8	GD29470	2	U-Bolt, 3 1/2" x 1/2"-13
9	G11457	2	Elbow, 2" Flange x 2" Hose Barb, 90°
10	G10670501	1	Plumbing Bracket
11	G11468	6	Flange Clamp SS 75 Series
12	G11389	4	Flat Washer, 1/2" Plated SAE
13	G10111	4	Lock Nut, 1/2"-13
14	G10510201	2	U-Bolt, 2 1/2" x 4 5/16"
15	G10108	4	Lock Nut, 3/8"-16
16	G11387	4	Flat Washer, 3/8" SAE
17	G12081	2	Flat Washer, M8
18	G12003-20	2	Hex Head Cap Screw, M8-1.20
19	G10674	2	Hose Clamp, No. 24
20	G10617	1	2" Coupling
21	G10474501	1	Hydraulic Pressure Transmitter Sensor

(107291)



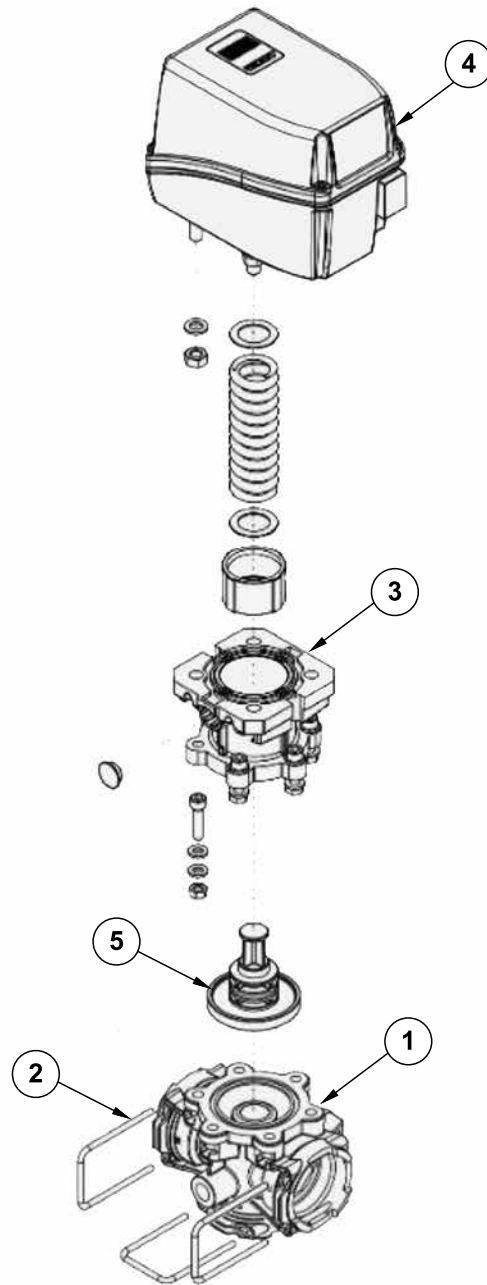
ITEM	PART NO.	QTY.	DESCRIPTION
1	G10406601	1	Electric Ball Valve Assembly
2	G10406701	18	2" Skirted Flange Gasket
3	GA18720	1	Liquid Level Sensor
4	G10425201	1	2" Plug W/1/2" FNPT Port
5	G11508	3	Tee, 2" Port Flange
6	G10631901	1	2" Manifold Y Strainer W/1/4" NPT Port
7	G11008601	1	Plumbing Bracket
8	G11457	2	Elbow, 2" Flange x 2" Hose Barb, 90°
9	G10728901	1	Plumbing Bracket
10	GA21845	2	3-Way Flanged Ball Valve, 2"
11	G10473901	2	Adapter, 2" Flange x 1 1/4" Hose Barb, 90°
12	G10729001	1	Fertilizer Ball Valve Mount Bracket
13	G10613501	2	Auxiliary Valve Mount
14	G11468	18	Flange Clamp SS 75 Series
15	G10305	4	Carriage Bolt, 3/8"-16 x 1"
16	G11387	10	Flat Washer, 3/8" SAE
17	G10108	8	Lock Nut, 3/8"-16
18	G12081	2	Flat Washer, M8
19	G12003-20	2	Hex Head Cap Screw, M8-1.20
20	G10829101	3	Heavy Duty Hose Clamp
21	G10901	2	Lock Nut W/Nylon Insert, 3/8"-16
22	G10730001	1	2" Flange Coupling, 45°
23	G10729901	1	Elbow, 2" Flange x 1 1/4" Hose Barb, 45°
24	G10729301	3	Hex Head Cap Screw, M8-1.20
25	G10474501	1	Hydraulic Pressure Transmitter Sensor
26	GD26472	1	2" x 2", 90° Full Port Flange
27	G10729601	2	Short Flange Elbow, 2" x 2", 90°
28	G10510201	2	U-Bolt, 2 1/2" x 4 5/16"
29	G10437901	2	90° Elbow, 2" Flange x 1 1/2" Barb
30	G11576	1	2" Flange x 45° Hose Barb Elbow
31	---	1	See "Decals, Paint, and Miscellaneous" on page P357
32	G11091	4	Serrated Flange Nut, 3/8"-16

(106712)



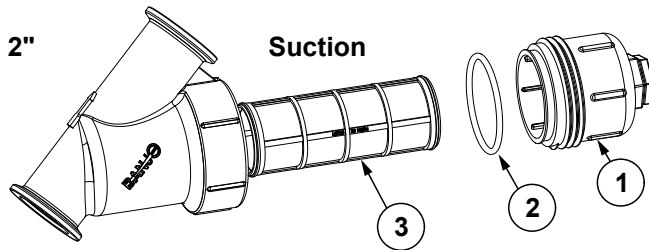
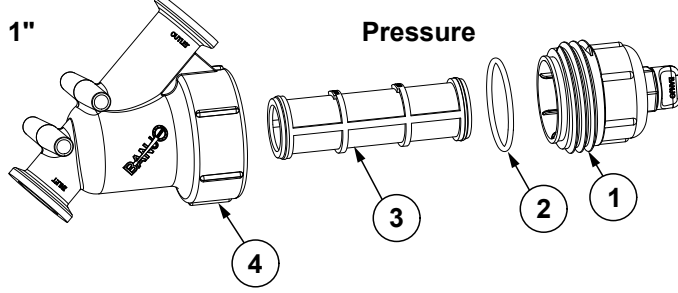
ITEM	PART NO.	QTY.	DESCRIPTION
1	G10406601	1	Electric Ball Valve Assembly
2	G10406701	15	2" Skirted Flange Gasket
3	GA18720	1	Liquid Level Sensor
4	G10425201	1	2" Plug W/1/2" FNPT Port
5	G11508	3	Tee, 2" Port Flange
6	G10631901	1	2" Manifold Y Strainer W/1/4" NPT Port
7	G11494	2	Adapter, 2" Flange x 1 1/4" Hose Barb
8	G10670601	1	Plumbing Bracket
9	GD26472	1	2" x 2", 90° Full Port Flange
10	GD29470	4	U-Bolt, 3 1/2" x 1/2"-13
11	G11457	4	Elbow, 2" Flange x 2" Hose Barb, 90°
12	G10670501	1	Plumbing Bracket
13	GA21845	2	3-Way Flanged Ball Valve, 2"
14	G10473901	1	Adapter, 2" Flange x 1 1/4" Hose Barb, 90°
15	G10670701	1	Fertilizer Ball Valve Mount Bracket
16	G10613501	2	Auxiliary Valve Mount
17	G11468	15	Flange Clamp SS 75 Series
18	G11389	4	Flat Washer, 1/2" Plated SAE
19	G10111	4	Lock Nut, 1/2"-13
20	G10305	4	Carriage Bolt, 3/8"-16 x 1"
21	G11387	8	Flat Washer, 3/8" SAE
22	G10108	8	Lock Nut, 3/8"-16
23	G10510201	2	U-Bolt, 2 1/2" x 4 5/16"
24	G12081	2	Flat Washer, M8
25	G12003-20	2	Hex Head Cap Screw, M8-1.20
26	G10829101	8	Heavy Duty Hose Clamp
27	---	---	---
28	G10474501	1	Hydraulic Pressure Transmitter Sensor
29	---	1	See "Decals, Paint, and Miscellaneous" on page P357
30	G11576	1	2" Flange x 45° Hose Barb Elbow
31	G10071	4	Serrated Flange Nut, 1/2"-13

(103988)



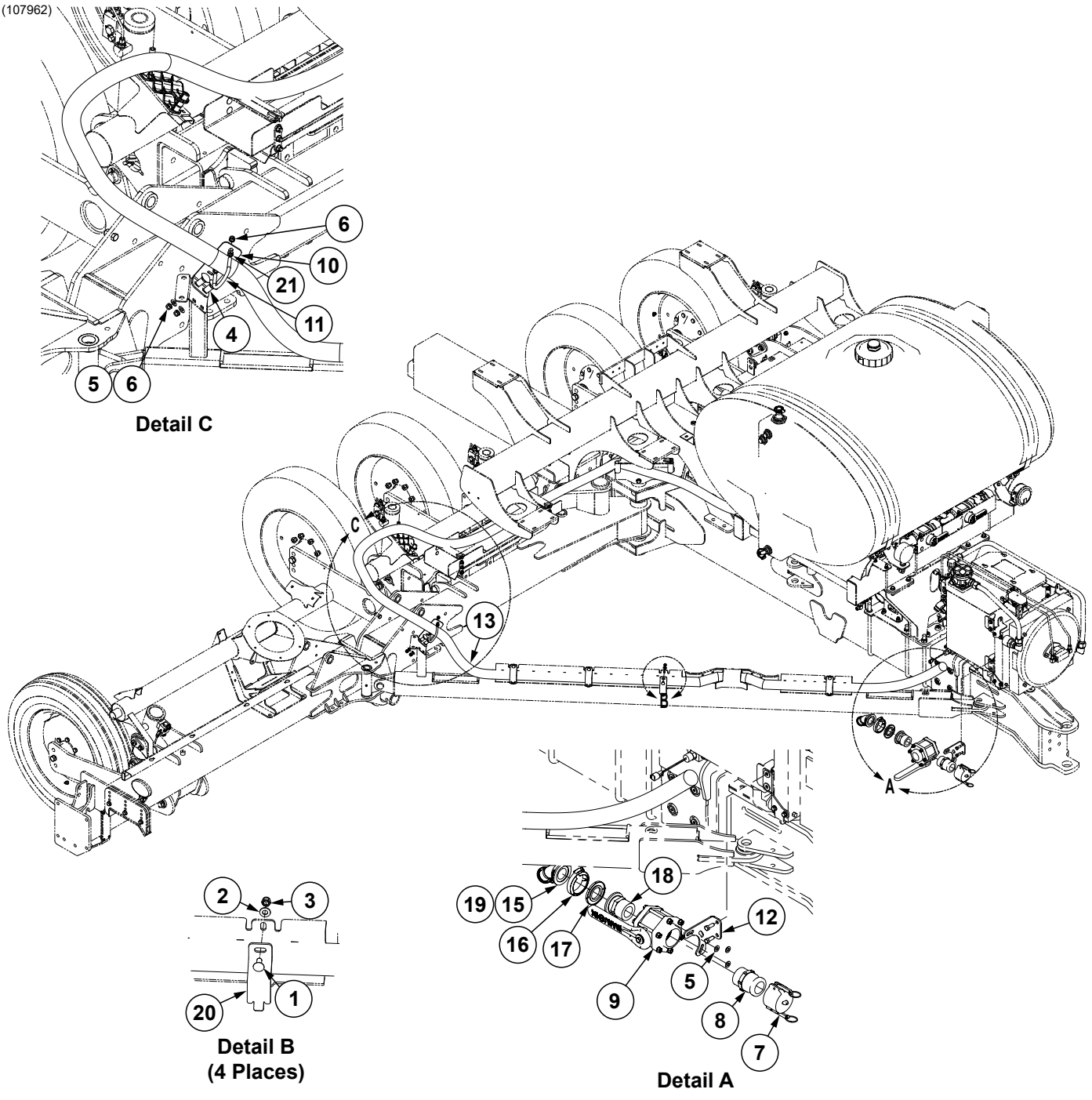
ITEM	PART NO.	QTY.	DESCRIPTION
1	G10974801	1	T5 Body Press Valve
2	G10975101	3	Fork
3	G10974901	1	Motor Support
4	G10975201	1	Motor
5	G10975001	1	Diaphragm and Pressure Valve
A	G10398801	-	T5 Pressure Regulator Assembly (Items 1-5)

(103987/106319)



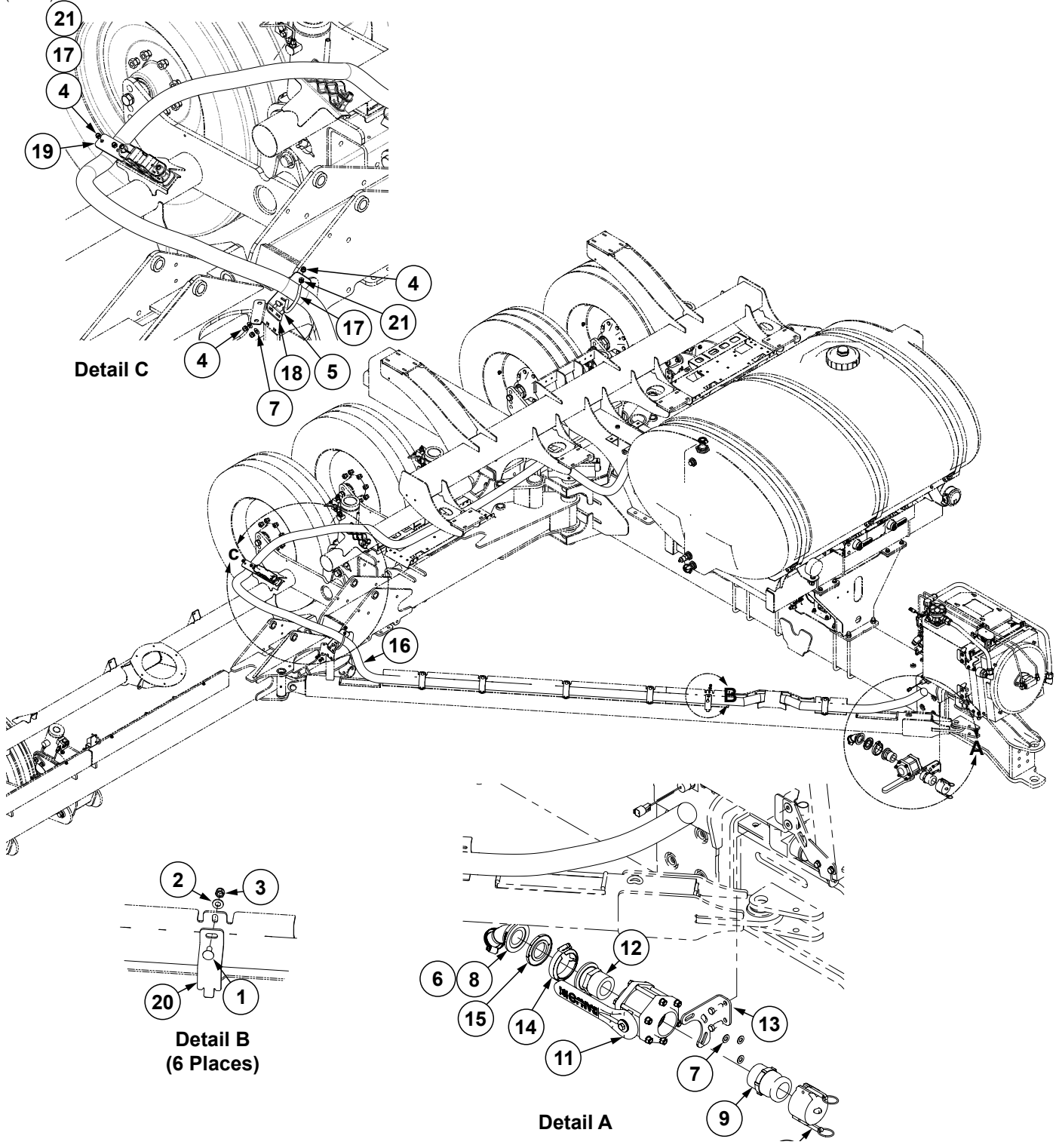
ITEM	PART NO.	QTY.	DESCRIPTION
1	G10974501	1	Cap Assembly
2	G10975501	1	O-Ring, No. 228 (1" Manifold Strainer)
	G10974701		O-Ring, No. 339 (2" Manifold Strainer)
3	G10974401	1	80 Mesh Screen (1" Manifold Strainer)
	G10975301	1	30 Mesh Screen (2" Manifold Strainer)
4	G10974601	1	Manifold Body (1" Manifold Strainer Only)
A	G10398701	1	1" Manifold Y Strainer W/80 Mesh Screen (Items 1-4)
B	G10631901	1	2" Manifold Y Strainer W/30 Mesh Screen (Items 1-3)

(107962)



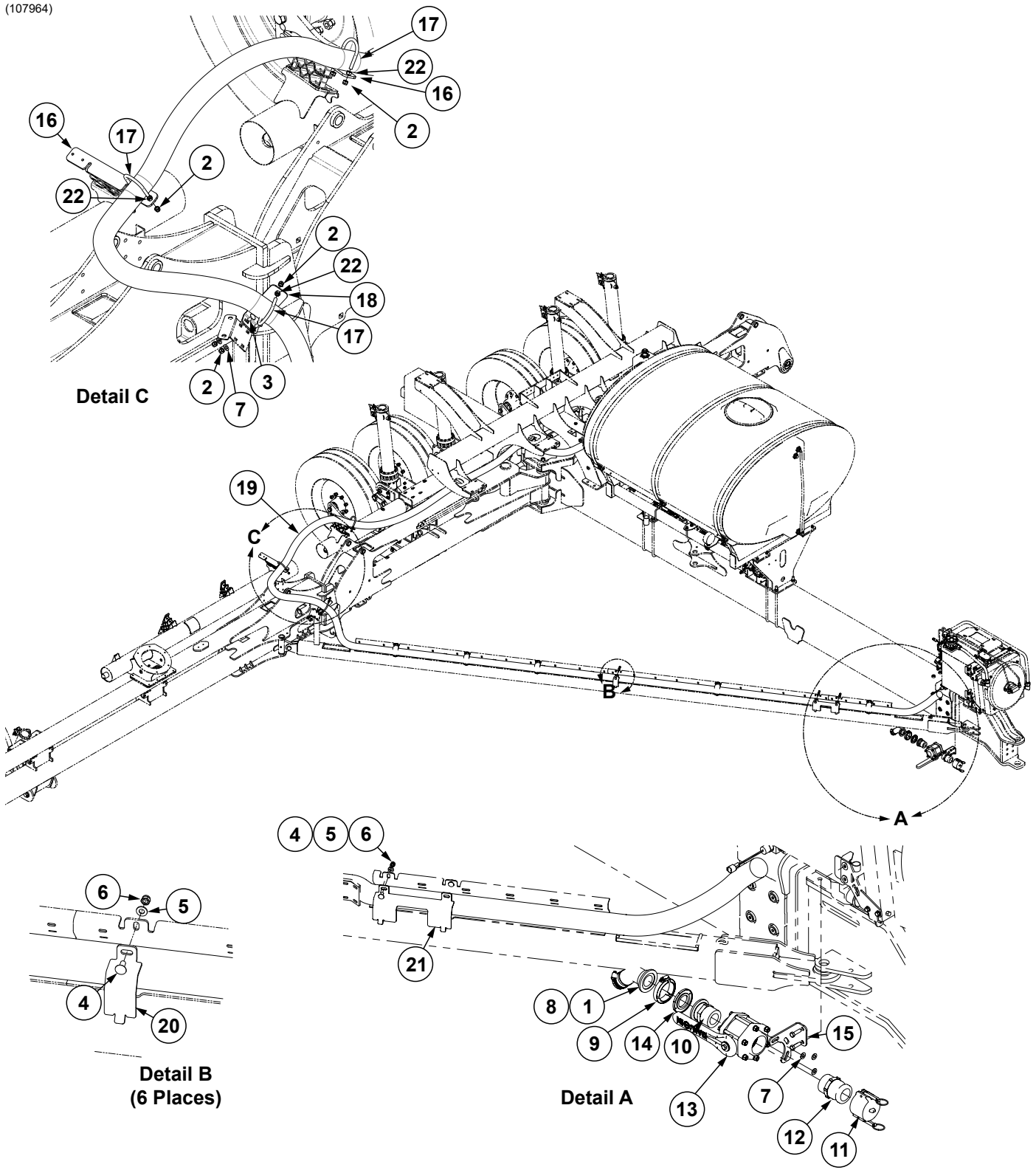
ITEM	PART NO.	QTY.	DESCRIPTION
1	G10312	4	Carriage Bolt, 5/16"-18 x 3/4"
2	G11386	4	Flat Washer, 5/16" SAE
3	G10109	4	Lock Nut, 5/16"-18
4	G10308	2	Carriage Bolt, 3/8"-16 x 3/4"
5	G11387	5	Flat Washer, 3/8" SAE
6	G10108	4	Lock Nut, 3/8"-16
7	GD3951	1	Dust Cap, 2" Cam Lock
8	GD3623	1	Adapter, 2" Male NPT To Cam Lock
9	GA2660	1	Shutoff Valve, 2" NPT
10	G10670101	1	Fertilizer Hose Riser Bracket
11	GD26535	1	U-Bolt, 2 1/2" x 3/8"-16
12	G10739401	1	Tractor Fertilizer Valve Mount
13	G10616713	1	Hose, 2" O.D. x 1 1/2" I.D. x 340"
14	---	---	---
15	G10779301	1	Elbow, 2" Flange x 1 1/2" Hose Barb, 45°
16	G11468	1	Flange Clamp SS 75 Series
17	G10406701	1	2" Skirted Flange Gasket
18	GD26816	1	2" Flange x 2" Male Thread
19	G10674	1	Hose Clamp, No. 24
20	G10683601	4	Fertilizer Hose Clamp
21	G10101	2	Hex Nut, 3/8"-16

(107963)



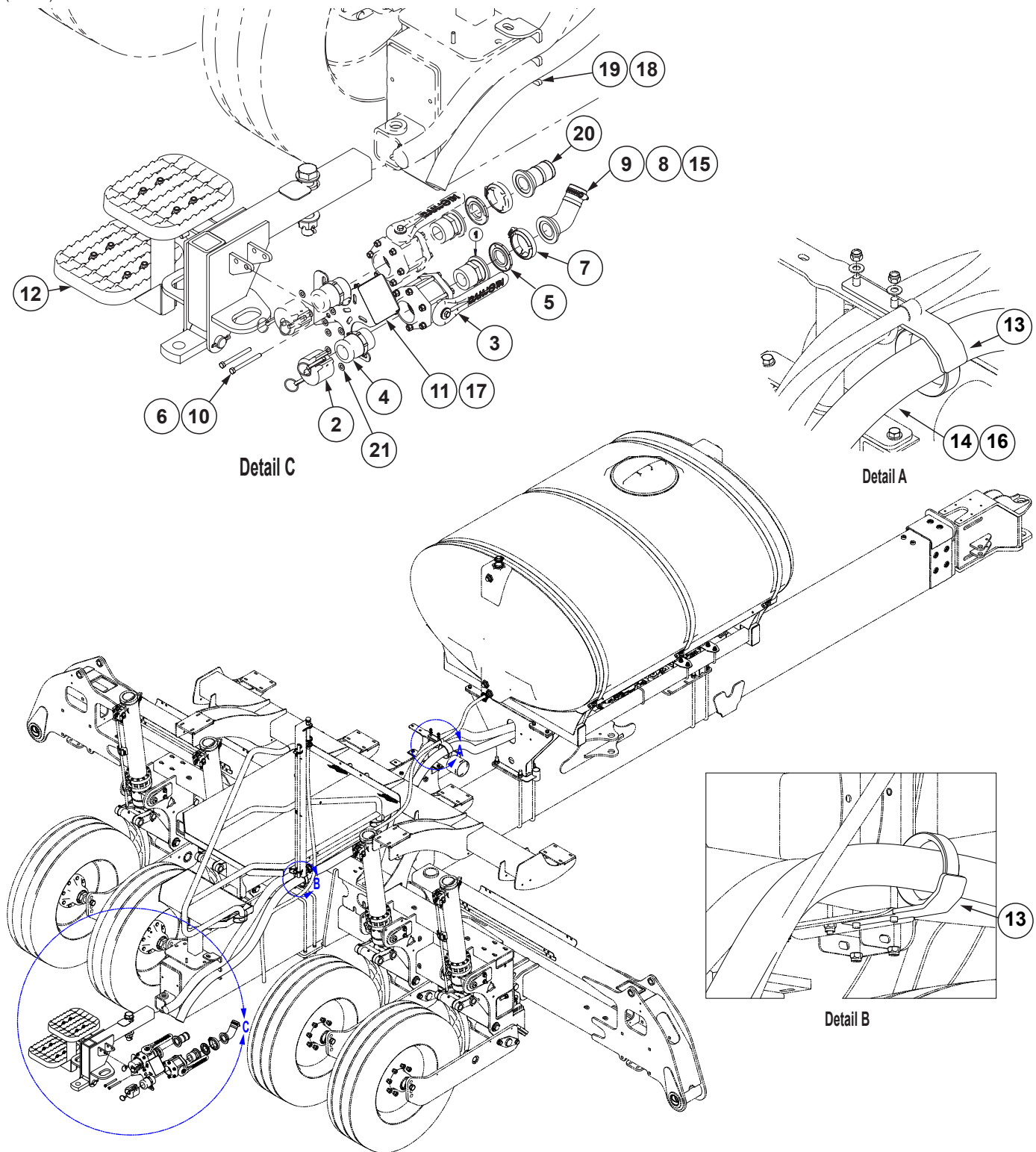
ITEM	PART NO.	QTY.	DESCRIPTION
1	G10312	6	Carriage Bolt, 5/16"-18 x 3/4"
2	G11386	6	Flat Washer, 5/16" SAE
3	G10109	6	Lock Nut, 5/16"-18
4	G10108	6	Lock Nut, 3/8"-16
5	G10308	2	Carriage Bolt, 3/8"-16 x 3/4"
6	G10674	1	Hose Clamp, No. 24
7	G11387	5	Flat Washer, 3/8" SAE
8	G10779301	1	Elbow, 2" Flange x 1 1/2" Hose Barb, 45°
9	GD3623	1	Adapter, 2" Male NPT To Cam Lock
10	GD3951	1	Dust Cap, 2" Cam Lock
11	GA2660	1	Shutoff Valve, 2" NPT
12	GD26816	1	2" Flange x 2" Male Thread
13	G10739401	1	Tractor Fertilizer Valve Mount
14	G11468	1	Flange Clamp SS 75 Series
15	G10406701	1	2" Skirted Flange Gasket
16	G10616714	1	Hose, 2" O.D. x 1 1/2" I.D. x 480"
17	GD26535	2	U-Bolt, 2 1/2" x 3/8"-16
18	G10670101	1	Fertilizer Hose Riser Bracket
19	G10797701	1	Fertilizer Hose Mount
20	G10683601	6	Fertilizer Hose Clamp
21	G10101	4	Hex Nut, 3/8"-16

(107964)



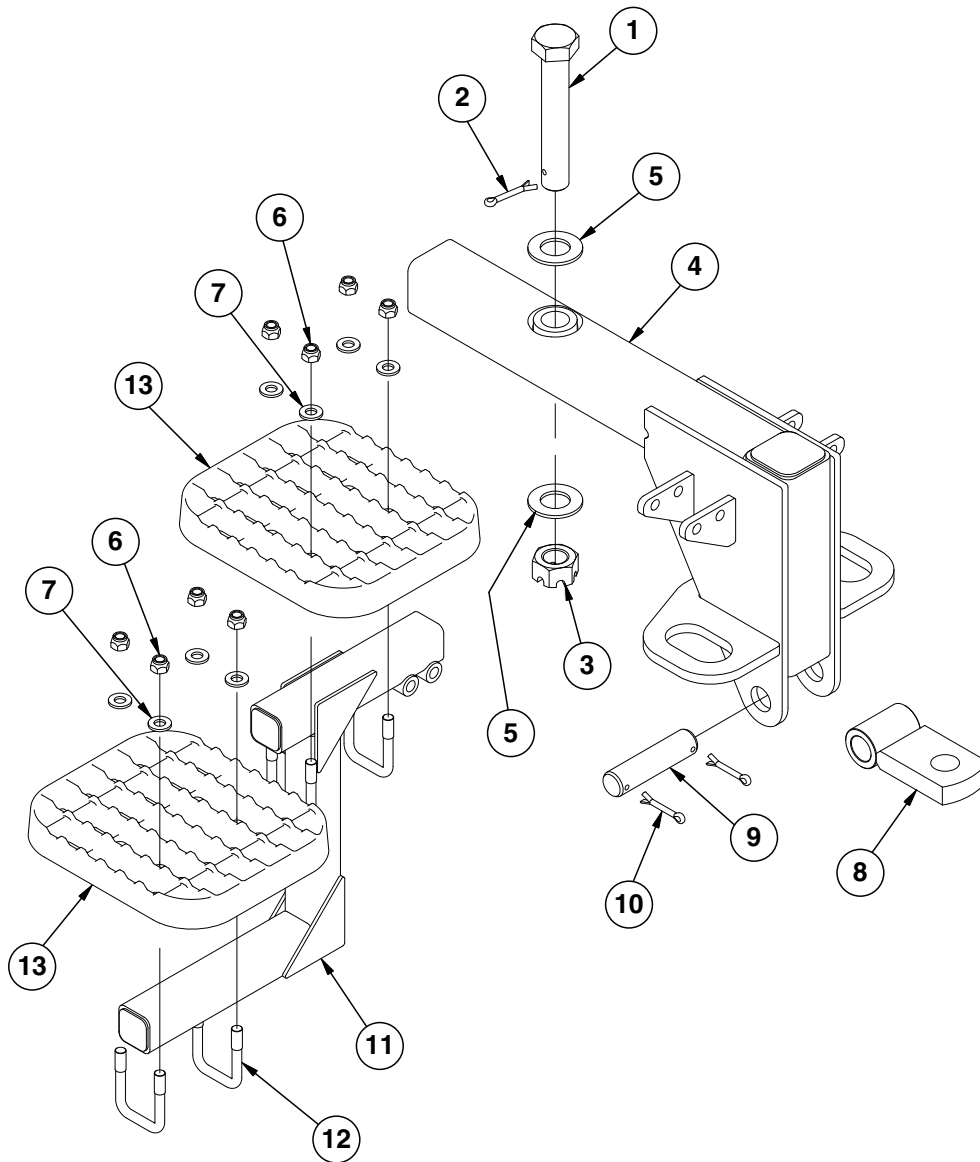
ITEM	PART NO.	QTY.	DESCRIPTION
1	G11576	1	2" Flange x 45° Hose Barb Elbow
2	G10108	8	Lock Nut, 3/8"-16
3	G10308	2	Carriage Bolt, 3/8"-16 x 3/4"
4	G10312	8	Carriage Bolt, 5/16"-18 x 3/4"
5	G11386	8	Flat Washer, 5/16" SAE
6	G10109	8	Lock Nut, 5/16"-18
7	G11387	5	Flat Washer, 3/8" SAE
8	G10676	1	Hose Clamp, No. 36, Stainless Steel
9	G11468	1	Flange Clamp SS 75 Series
10	GD26816	1	2" Flange x 2" Male Thread
11	GD3951	1	Dust Cap, 2" Cam Lock
12	GD3623	1	Adapter, 2" Male NPT To Cam Lock
13	GA2660	1	Shutoff Valve, 2" NPT
14	G10406701	1	2" Skirted Flange Gasket
15	G10739401	1	Tractor Fertilizer Valve Mount
16	G10796501	2	Fertilizer Hose Mount
17	GD26535	3	U-Bolt, 2 1/2" x 3/8"-16
18	G10670101	1	Fertilizer Hose Riser Bracket
19	G10616621	1	Hose, 2.6" O.D. x 2" I.D. x 582"
20	G10669201	6	Fertilizer Hose Clamp
21	G10669301	1	Fertilizer Hose Protector
22	G10101	6	Hex Nut, 3/8"-16

(108015)



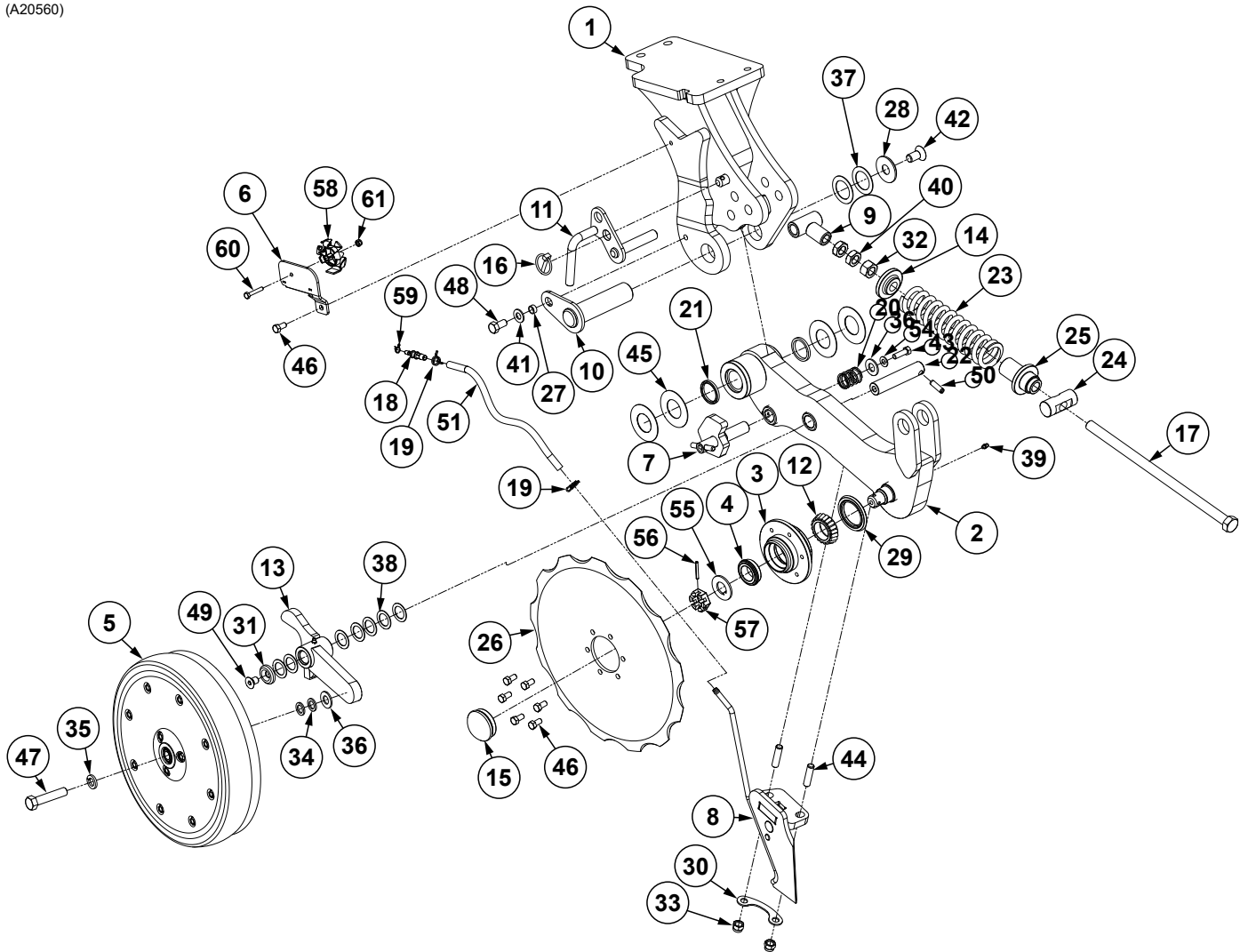
ITEM	PART NO.	QTY.	DESCRIPTION
1	GD26816	1	2" Flange x 2" Male Thread
2	GD3951	1	Dust Cap, 2" Cam Lock
3	GA2660	1	Shutoff Valve, 2" NPT
4	GD3623	1	Adapter, 2" Male NPT To Cam Lock
5	G10406701	1	2" Skirted Flange Gasket
6	G11091	2	Serrated Flange Nut, 3/8"-16
7	G11468	1	Flange Clamp SS 75 Series
8	G10676	1	Hose Clamp, No. 36, Stainless Steel
9	G11576	1	2" Flange x 45° Hose Barb Elbow
10	G10063	2	Hex Head Cap Screw, 3/8"-16 x 4"
11	G10807001	1	Fertilizer Trailer Valves Mount
12	---	1	See "Rear Trailer Hitch Steps" on page P349
13	G10805901	2	Hose Hanger
14	G10616619	1	Hose, 2.6" O.D. x 2" I.D. x 220"
15	G10779301	-	Elbow, 2" Flange x 1 1/2" Hose Barb, 45°
16	G4202-07	-	Hose, 1 1/2" x 35'
17	---	1	See "Decals, Paint, and Miscellaneous" on page P357
18	G10914601	-	Auxiliary Fertilizer Hose Bracket, 1 1/2", 12 Row and 16 Row
19	G10914701	1	Auxiliary Fertilizer Hose Bracket, 2", 24 Row
20	G11497	1	Adapter, 2" Flange x 2" Hose Barb

(IP1440)



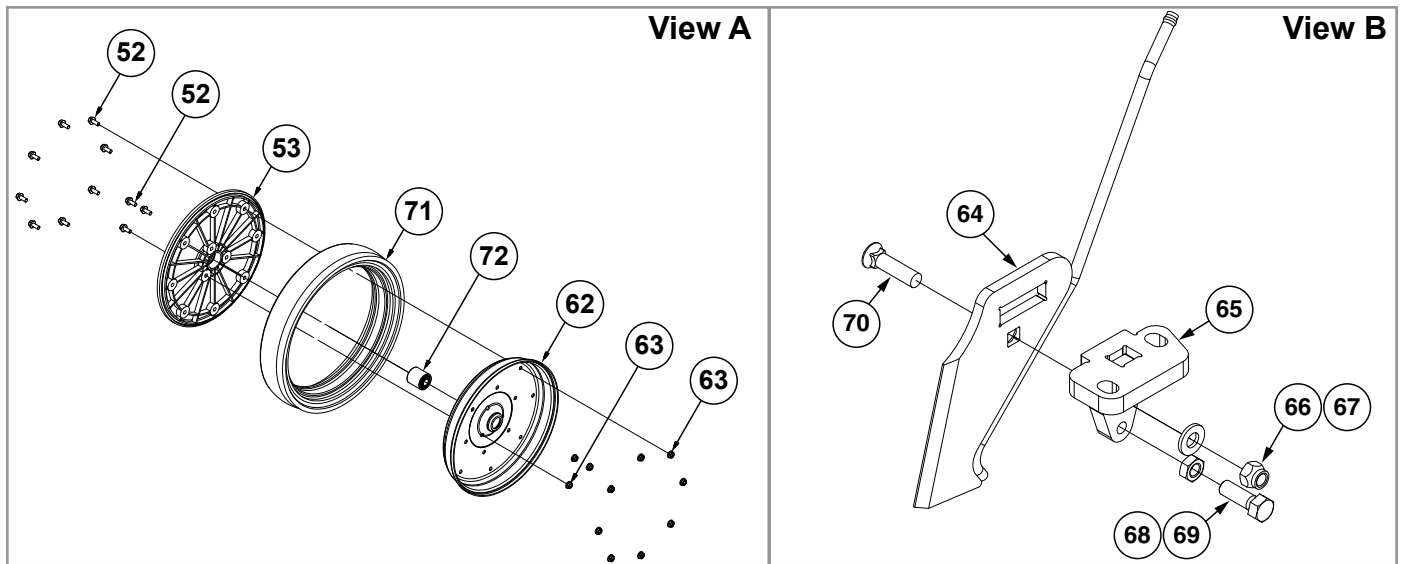
ITEM	PART NO.	QTY.	DESCRIPTION
1	GD15939	1	Hex Head Cap Screw, 1¼"-7 x 7½"
2	G10460	1	Cotter Pin, ¼" x 2"
3	G10506	1	Slotted Nut, 1¼"-7
4	GA19342	1	Trailer Hitch Mount
5	G11396	2	Flat Washer, 1¼" SAE
6	G10111	8	Lock Nut, ½"-13, Bulk Fill Only
7	G11389	8	Flat Washer, ½" Plated SAE, Bulk Fill Only
8	GA17480	1	Clevis
9	GD29104-01	1	Pin, 1¼" x 5"
10	G10460	2	Cotter Pin, ¼" x 2"
11	GA17478	1	Step Mount, 12 Row and 16 Row
	GA19343	-	Step Mount, 24 Row
12	GD2721	4	U-Bolt, 2" x 2" x ½"-13, Bulk Fill Only
13	GB0315	2	Step, Bulk Fill Only

(A20560)



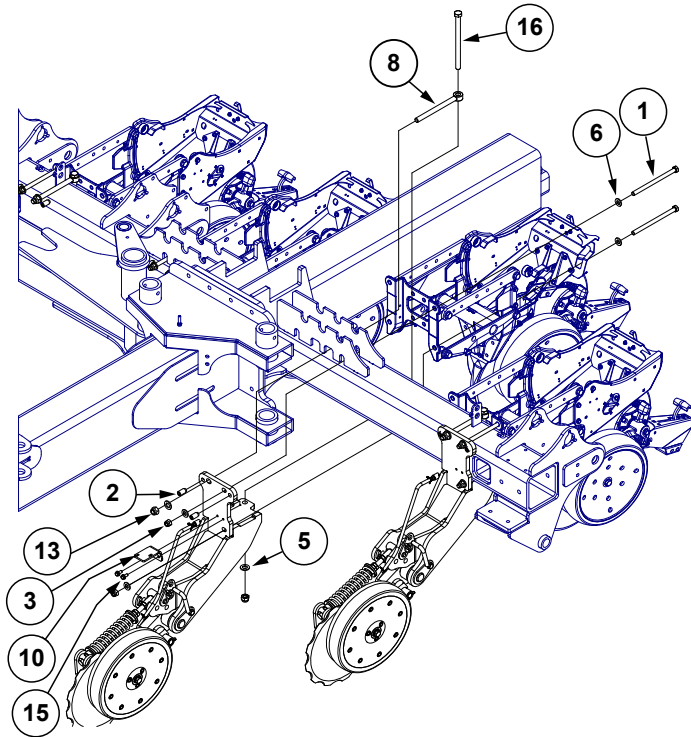
ITEM	PART NO.	QTY.	DESCRIPTION
1	GA20852	1	R.H. Flat Fertilizer Opener Mount
	GA20851	-	L.H. Flat Fertilizer Opener Mount
	GA20856	-	R.H. Right Angle Fertilizer Opener Mount
	GA20855	-	L.H. Right Angle Fertilizer Opener Mount
	GA21122	-	R.H. Extended Fertilizer Opener Mount
	GA21123	-	L.H. Extended Fertilizer Opener Mount
2	GA20318	1	R.H. Fertilizer Opener Arm
	GA20847	1	L.H. Fertilizer Opener Arm
3	GA19025	1	Hub
	GR0434	1	Cup
	GR0188	1	Outer Cup
4	GA0237	1	Bearing
5	GA18311	1	Gauge Wheel Assembly (Items 52-53, 62, 63, and 71-72)
6	G10959801	1	R.H. Loop Plate
	G10959701	1	L.H. Loop Plate
7	GA21642	1	R.H. Gauge Wheel Adjust
	GA21643	-	L.H. Gauge Wheel Adjust
8	---	1	R.H. Fertilizer Knife (Items 64-70)
	---	1	L.H. Fertilizer Knife (Items 64-70)
9	GA20750	1	Tee
10	GA20829	1	Hammer Strap
11	GA20832	1	R.H. Stow Pin
	GA20831	1	L.H. Stow Pin
12	GA20833	1	Tapered Roller Bearing
13	GA20838	1	R.H. Gauge Wheel Arm
	GA20845	1	L.H. Gauge Wheel Arm
14	GD34923	1	Spring Seat
15	GD1104	1	Dust Cap
16	GD2558	1	Lynch Pin, 1/4"
17	GD7907	1	Special Bolt
18	G10960601	1	Adapter, 1/4" NPT To 3/8" Barb
19	GD28785	2	Hose Clamp, 5/8"
20	GD28786	1	Spring, 1/4" I.D. x 1 1/2"
21	GD30573	2	Seal
22	GD29534	1	Shaft Pivot
23	GD29541	1	Spring
24	GD29602	1	Pin Sleeve
25	GD29603	1	Spring Spindle
26	GD29708	1	Disc Blade
27	GD29730	1	Bushing
28	GD29731	1	Countersunk Washer
29	GD29760	1	Oil Seal
30	GD29818	1	Fertilizer Knife Doubler Plate
31	GD29820	1	Special Washer
32	G10105	1	Hex Nut, 3/4"-10
33	G10111	2	Lock Nut, 1/2"-13
34	G10397801	2	Special Machine Bushing, 5/8" x 1" O.D.
35	G10230	1	Lock Washer, 5/8"
36	GD29821	2	Flat Washer
37	G10450	2	Washer, 2 1/4", 18 Gauge (.0478")
38	G10526	7	Machine Bushing, 1" (.048" Thick)
39	G10640	1	Grease Fitting, 1/4"-28
40	G11087	2	Hex Nut, 3/4"-10
41	G11389	1	Flat Washer, 1/2" Plated SAE
42	G11713	1	Hex Flat Head Cap Screw, 5/8"-11 x 1 1/4"
43	G10004	1	Hex Head Cap Screw, 3/8"-16 x 1 1/4"
44	G11696	2	Stud, 1/2"-13 x 1/2"-20 x 2", Grade 8

(Continued on the following page.)

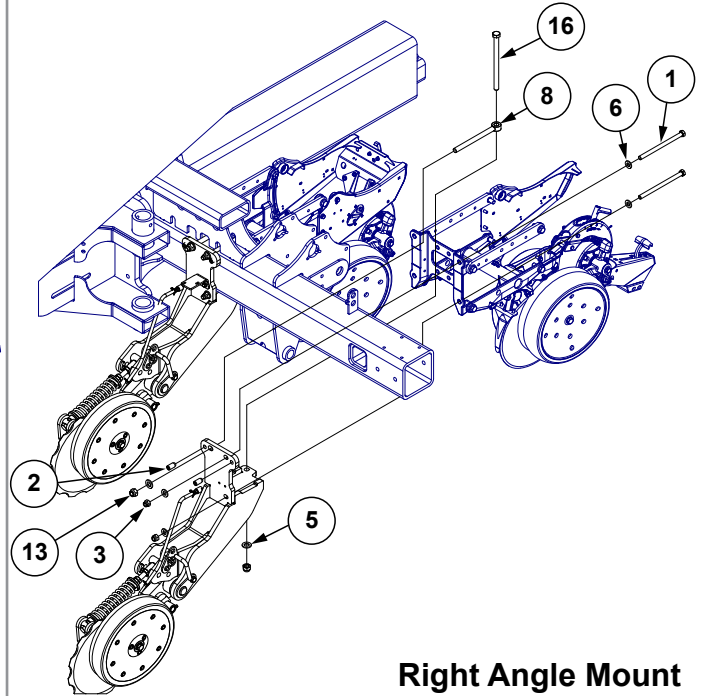


ITEM	PART NO.	QTY.	DESCRIPTION
45	G11705	4	Bushing
46	G11709	7	Hex Head Cap Screw, 3/8"-16 x 3/4", Grade 8
47	G11710	1	Hex Head Cap Screw, 5/8"-11 x 3", Grade 5
48	G11711	1	Hex Head Cap Screw, 1/2"-13 x 1", Grade 5
49	G11717	1	Hex Flange Head Cap Screw, 1/2"-13 x 3/4", Grade 5
50	G11720	1	Spring Slot Pin, 3/8" x 1 1/4"
51	G4301-11	1	Clear Plastic Tube, 3/8" x 1 1/4"
52	G10961	11	Flanged Whiz Lock Screw, 5/16"-18 x 3/4", No Serration
53	GD26598	1	Gauge Wheel Cover
54	G11387	1	Flat Washer, 3/8" SAE
55	GD30877	1	Hardened Spindle Washer
56	G10604	1	Spring Pin, 3/16" x 1 1/2"
57	G10507	1	Slotted Nut, 1"-14
58	G10944501	1	Fertilizer Air Lock Loop Holder, 3/8" O.D.
59	G10960501	1	Hose Clamp, 3/8"
60	G10021	1	Hex Head Cap Screw, 1/4"-20 x 1 1/2"
61	G10110	1	Lock Nut, 1/4"-20, Grade B
62	GD31466	1	Half Wheel
63	G10620	11	Serrated Flange Nut, 5/16"-18
64-	GA19480	1	R.H. Fertilizer Knife
	GA19971	1	L.H. Fertilizer Knife
65	GA20912	1	R.H. Knife Mount
	GA20911	-	L.H. Knife Mount
66	G10974	1	Lock Nut W/Nylon Insert, 1/2"-13
67	G11652	1	Flat Head Plow Bolt, 1/2"-13 x 2 1/4", Grade 5
68	G10501	1	Hex Jam Nut, 1/2"-13, Grade 2
69	G11707	1	Hex Head Cap Screw, 1/2"-13 x 1 1/2"
70	G11652	1	Flat Head Plow Bolt, 1/2"-13 x 2 1/4", Grade 5
71	GD11953	1	Offset Tire
72	GA6171	1	Bearing

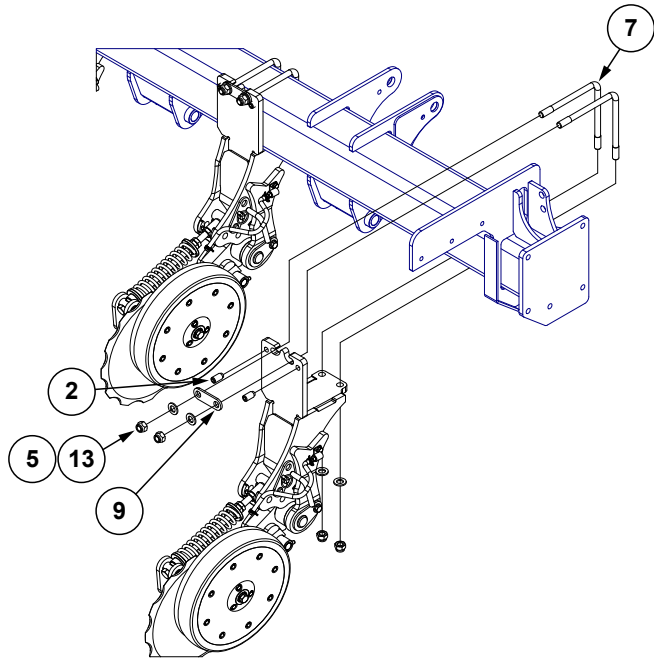
(A20858)



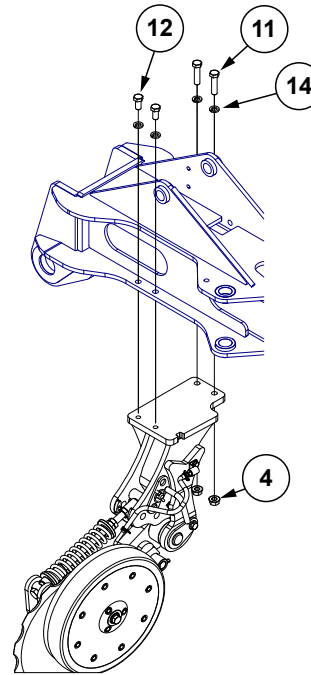
Extended Mount



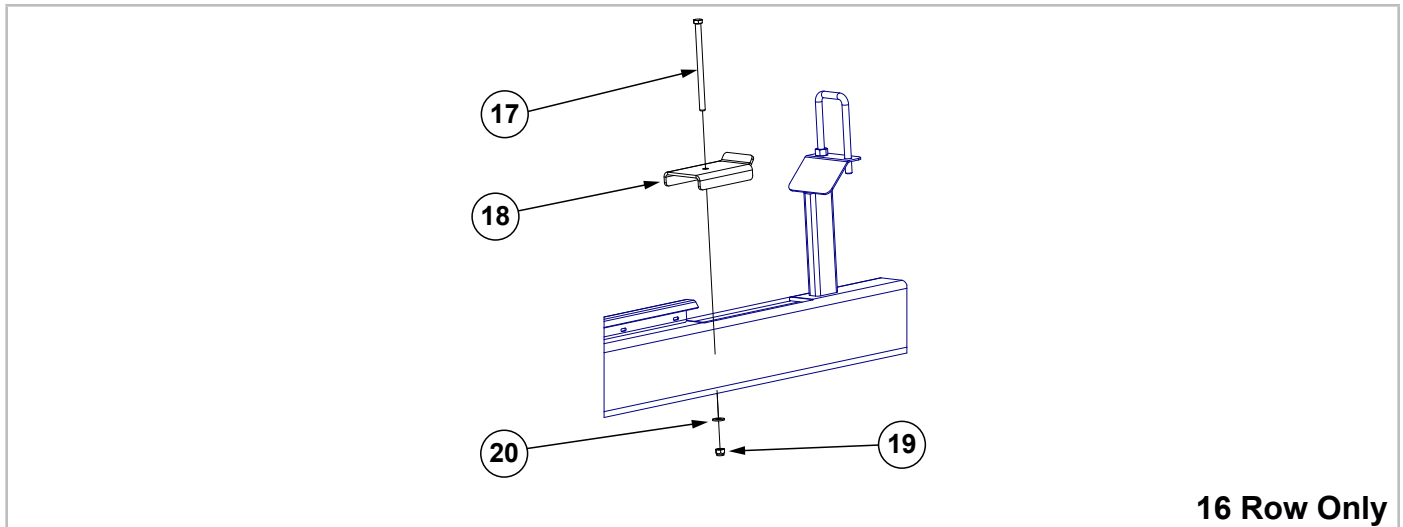
Right Angle Mount



Extended Mount

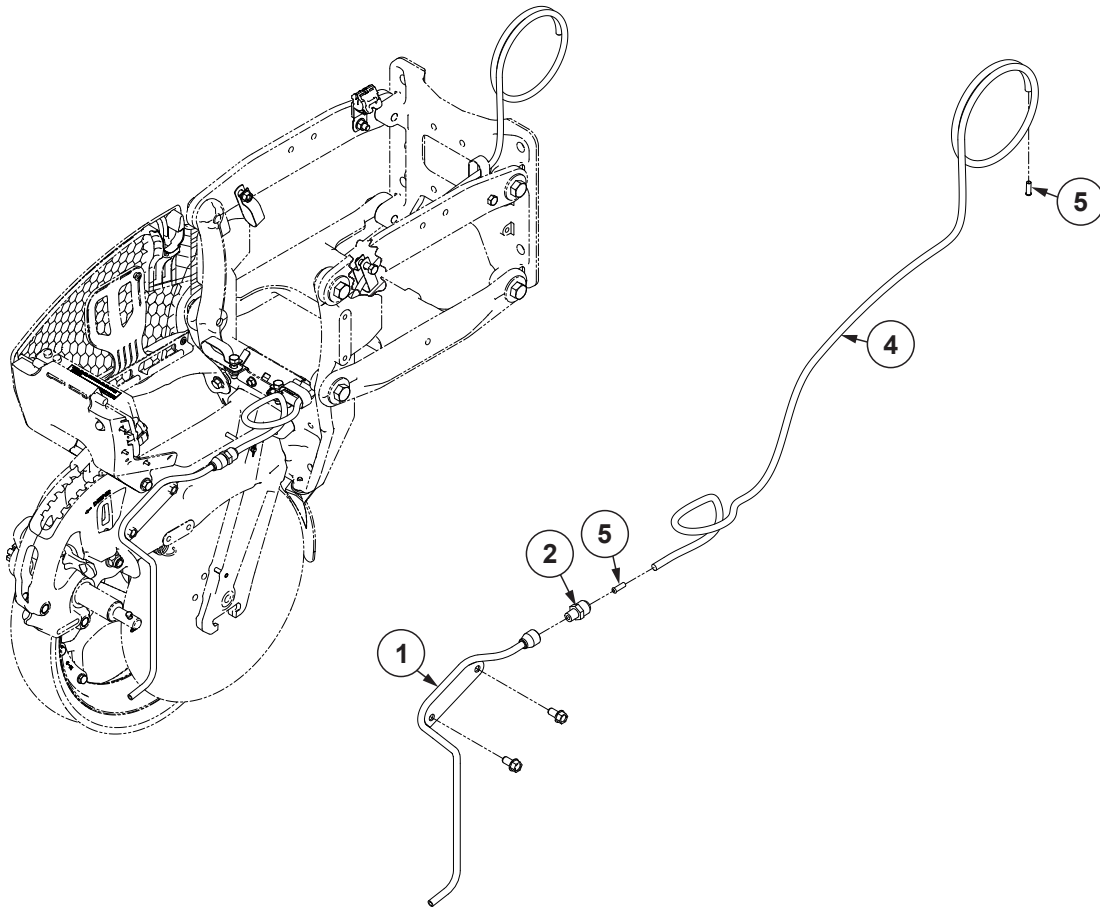


Flat Mount



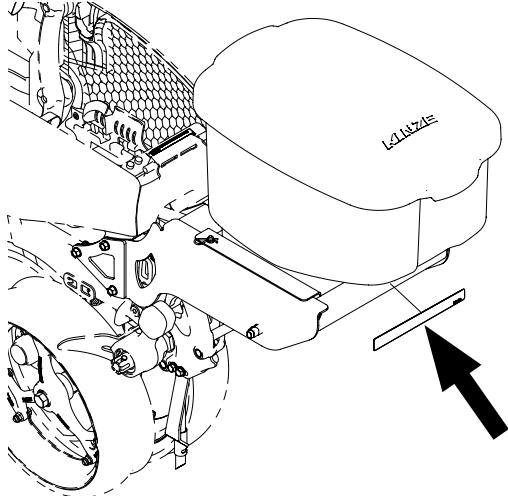

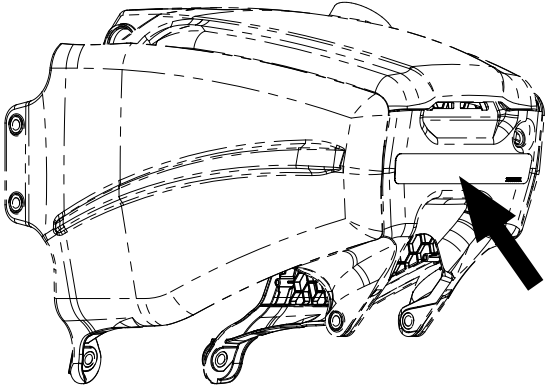





ITEM	PART NO.	QTY.	DESCRIPTION
1	G11997	-	Hex Head Cap Screw, 5/8"-11 x 10"
2	G11714	-	Set Screw, 3/4" - 10 x 1 1/2"
3	G11510	-	Locknut, 5/8"-11, Grade 8
4	G11415	-	Serrated Flange Nut, 5/8"-11
5	G11392	-	Flat Washer, 3/4" SAE
6	G11391	-	Flat Washer, 5/8" SAE
7	GD30700	-	L-Bolt, 3/4"-10 Both Ends, 9 1/2" x 9 1/2", Grade 5
8	GD29066	-	Eye Bolt, 3/4"-10 x 9 1/2"
9	GD29773	-	Retainer
10	GD29784	-	Interlock Bracket
11	G10009	-	Hex Head Cap Screw, 5/8"-11 x 2 1/2"
12	G10055	-	Hex Head Cap Screw, 5/8"-11 x 1 1/4"
13	G10112	-	Lock Nut, 3/4"-10
14	G10230	-	Lock Washer, 5/8"
15	G11123	-	Hex Serrated Flange Cap Screw, 3/8"-16 x 3/4"
16	G11236	-	Hex Head Cap Screw, 3/4"-10 x 10 1/2"
17	G10756	2	Hex Head Cap Screw, 3/8"-16 x 6"
18	GD32948	1	Hose Diverter
19	G10108	1	Lock Nut, 3/8"-16
20	G11387	1	Flat Washer, 3/8" SAE

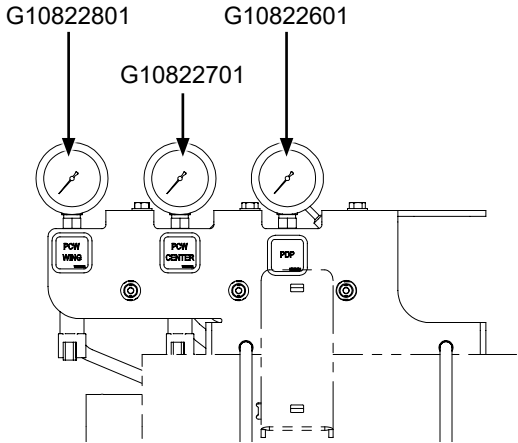



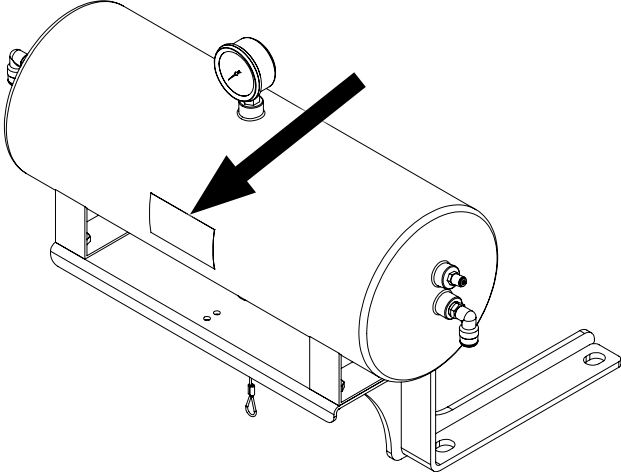

(107185)

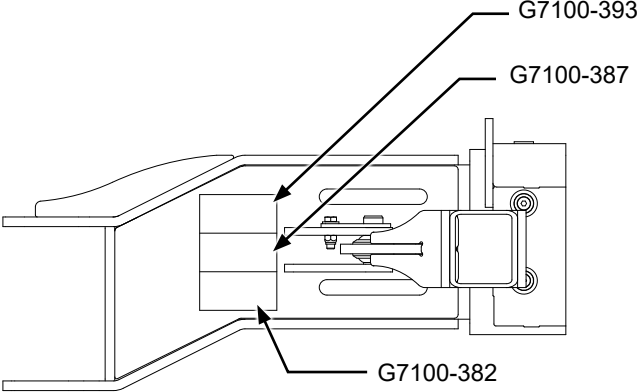


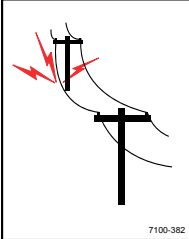

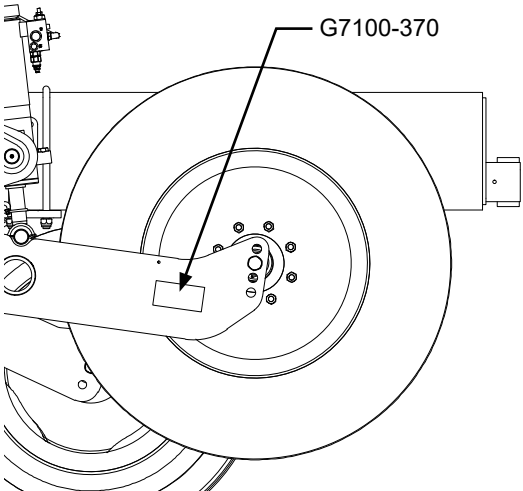




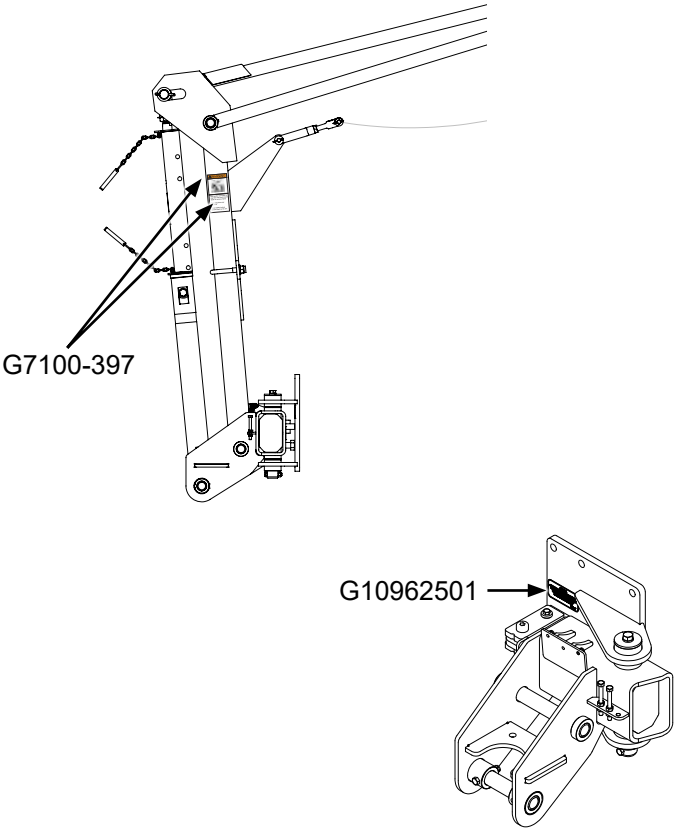

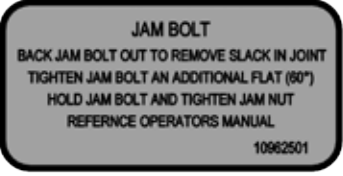

ITEM	PART NO.	QTY.	DESCRIPTION
1	G10724201	1	Fertilizer Drop Tube, 5000 Series Pull Row Unit
2	GD29625	1	Connector, 1/4" NPT x 3/8"
3	---	---	---
4	G10609014	1	Black Tubing, 3/8" O.D. x .065W x 60"
5	GD29709	2	Support Tube

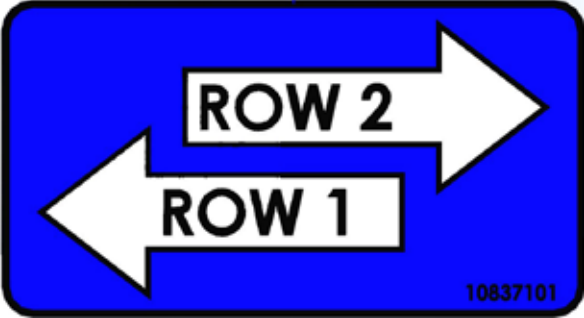
This page left blank intentionally.

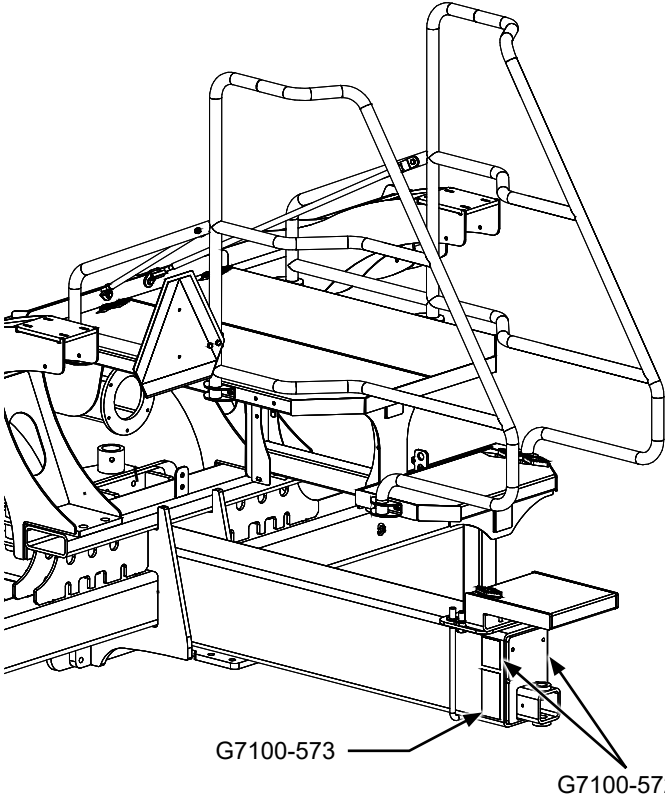




	 <p>Part No.: G7100-481 Description: Reflective Decal, Red, 1. x 9., Rectangular Quantity: 2 (Outside-Center Row Units)</p> <p>Part No.: G7100-482 Description: Reflective Decal, Amber, 1. x 9., Rectangular Quantity: 1 Per Row (Located On The Granular Chemical Hopper Panel Of Every Other Row Unit Beginning On The R.H. Side Of The Planter)</p> <p>Part No.: G7100-483 Description: Reflective Decal, Orange-Red, 1. x 9., Rectangular Quantity: 2 (Inside-Center Row Units)</p>
	 <p>Part No.: G10658801 Description: 5000 Series Row Unit Reflective Decal, Amber Quantity: -</p> <p>Part No.: G10658802 Description: 5000 Series Row Unit Reflective Decal, Orange Quantity: -</p> <p>Part No.: G10658803 Description: 5000 Series Row Unit Reflective Decal, Red Quantity: -</p>
	<p>Part No.: G10768001 Description: Kinze 5900 Decal (True Rate) Quantity: 2 (1 On Each Side Of Draft Link)</p>
	<p>Part No.: G10768201 Description: Kinze 5900 Decal (True Speed) Quantity: 2 (1 On Each Side Of Draft Link)</p>
	<p>Part No.: G10768101 Description: Kinze 5900 Decal (True Rate) Quantity: 2 (1 On Each Stub Wing)</p>
	<p>Part No.: G10768301 Description: Kinze 5900 Decal (True Speed) Quantity: 2 (1 On Each Stub Wing)</p>

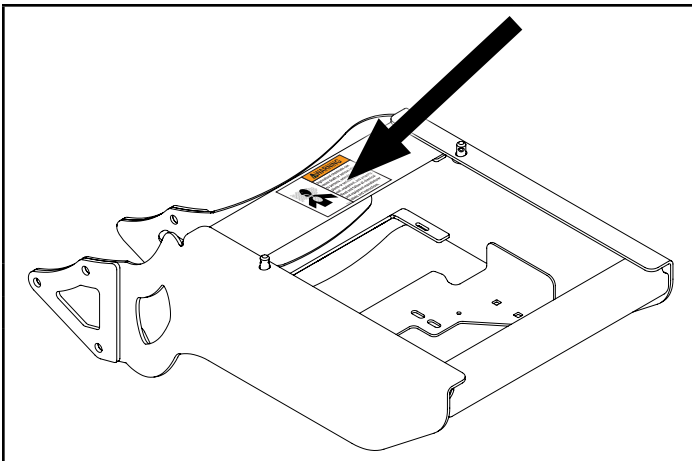
	 <p>Part No.: G10822801 Description: Decal, PCW Wing Quantity: 1</p>
	 <p>Part No.: G10822701 Description: Decal, PCW Center Quantity: 1</p>
	 <p>Part No.: G10822601 Description: Decal, PDP Quantity: 1</p>
	 <p>Part No.: Description: Decal, Tank Drain Quantity: 1 (Located In Center Of Air Tank)</p>


	 <p>WARNING</p> <p>Loss of control can cause death or serious injury, or damage to property and equipment. Tow only with farm tractor weight rated and configured for this equipment. Use safety chains and transport as specified in the Operator and Parts Manual.</p>
<p>Part No.: G7100-393 Description: Decal, Warning Quantity: 1</p>	 <p>WARNING</p> <p>Improper operation or servicing of this equipment can result in death or serious injury. Read and follow all instructions in the Operator and Parts Manual. Contact your Kinze dealer or go to www.kinze.com to order a replacement manual.</p>
<p>Part No.: G7100-387 Description: Decal, Warning Quantity: 1</p>	 <p>DANGER</p> <p>CONTACTING OR COMING CLOSE TO POWER LINES OR OTHER HIGH ENERGY SOURCES WILL CAUSE DEATH OR SERIOUS INJURY. Keep away from power lines or high energy sources at all times.</p>
<p>Part No.: G7100-382 Description: Decal, Danger Quantity: 1</p>	 <p>WARNING</p> <p>Overinflation may cause explosive separation of tire and rim which could result in death or serious injury. Follow inflation specifications and maintenance instructions in the operator's manual.</p>
	<p>Part No.: G7100-370 Description: Decal, Warning Quantity: 2 (Outside Wheel Modules)</p>

	<p>Part No.: G7100-116 Description: Decal, Grease Daily</p>
	<p>Part No.: G7100-110 Description: Decal, Grease Weekly</p>
	 <p>Row marker can lower at any time and could cause death or serious injury. Stay away from row markers! Install safety lockup device when not in use.</p>
<p>Part No.: G7100-397 Description: Decal, Warning Quantity: 4 (2 Per Row Marker)</p>	
<p>Part No.: G10962501 Description: Decal, Marker Jam Bolt Quantity: 2 (1 Marker Pivot)</p>	<p>Part No.: G10806901 Description: Decal, Fertilizer Auxiliary Valves Quantity: 1</p>
	

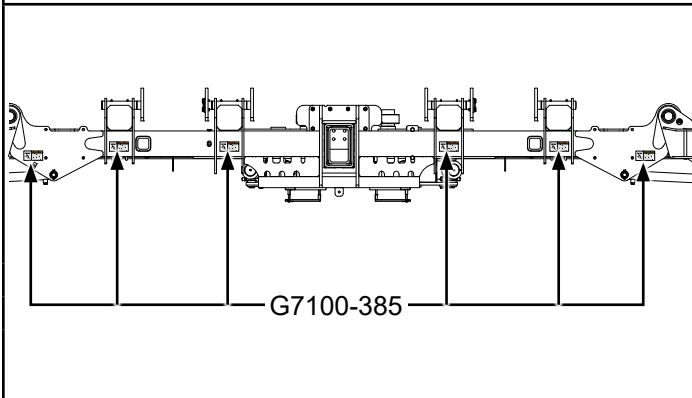
	Part No.: G10837101 Description: Decal, Fertilizer Manifold (Rows 1 and 2)
	Part No.: G10837102 Description: Decal, Fertilizer Manifold (Rows 3 and 4)
	Part No.: G10837103 Description: Decal, Fertilizer Manifold (Rows 5 and 6)
	Part No.: G10837104 Description: Decal, Fertilizer Manifold (Rows 7 and 8)
	Part No.: G10837105 Description: Decal, Fertilizer Manifold (Rows 9 and 10)
	Part No.: G10837106 Description: Decal, Fertilizer Manifold (Rows 11 and 12)
	Part No.: G10837107 Description: Decal, Fertilizer Manifold (Rows 13 and 14)
	Part No.: G10837108 Description: Decal, Fertilizer Manifold (Rows 15 and 16)
	Part No.: G10837109 Description: Decal, Fertilizer Manifold (Rows 17 and 18)
	Part No.: G10837110 Description: Decal, Fertilizer Manifold (Rows 19 and 20)
	Part No.: G10837111 Description: Decal, Fertilizer Manifold (Rows 21 and 22)
	Part No.: G10837112 Description: Decal, Fertilizer Manifold (Rows 23 and 24)

 <p>G7100-573</p> <p>G7100-572</p>	 <p>WARNING</p> <p>Falling from equipment can cause death or serious injury.</p> <p>Use three points of contact when working on equipment.</p> <p>Never ride on equipment!</p>
<p>Part No.: G7100-572 Description: Decal, Warning Quantity: 2 (1 On Each Side of Rear Hitch)</p>	 <p>WARNING</p> <p>Static Electricity Shock Hazard</p> <p>Static electricity charge may build up during use of planter and discharge when refilling or performing maintenance.</p> <p>Electronic medical devices, such as pacemakers and defibrillators, may malfunction from shock of static electricity discharge.</p> <p>Persons wearing electronic medical devices should use caution to avoid shock when working around planter.</p>
<p>Part No.: G7100-573 Description: Decal, Warning Quantity: 1 (Located on Rear Of Hitch)</p>	<p>Part No.: G7100-385 Description: Decal, Warning Quantity: Located On Safety Lockups</p>
 <p>WARNING</p> <p>Uncontrolled machine movement can crush resulting in death, serious injury, or damage to property and equipment.</p> <p>Install safety lockup devices before working under or transporting this equipment.</p>	<p>Part No.: G7100-36 Description: SMV Sign Quantity: 1</p>
	



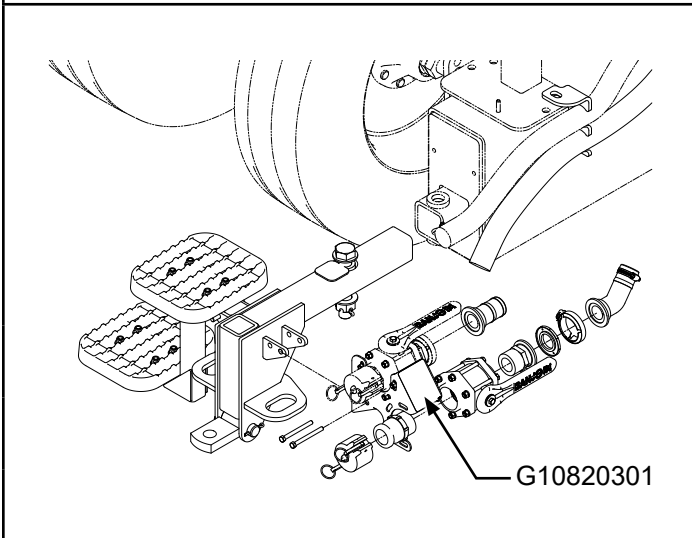
	⚠ WARNING
	<p>Agricultural chemicals can cause death or serious injury to persons, animals, and plants or seriously damage soil, equipment, and property. Read and follow all chemical and equipment manufacturer labels and instructions.</p>

Part No.: G7100-381
 Description: Decal, Warning
 Quantity: 1 Per Row (Located on Each Granular Chemical Hopper Support)

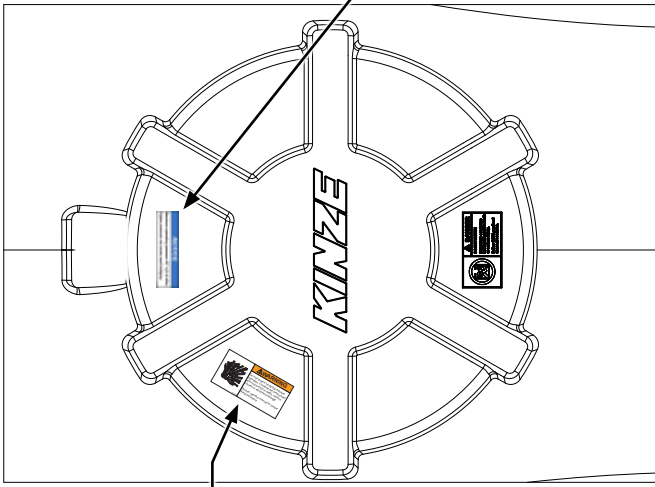


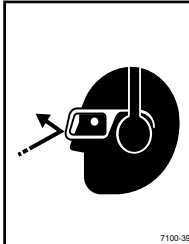





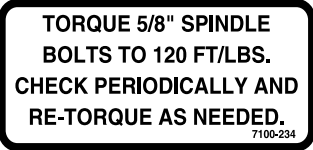



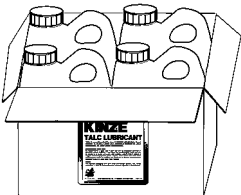
	⚠ WARNING
	<p>Uncontrolled machine movement can crush resulting in death, serious injury, or damage to property and equipment. Install safety lockup devices before working under or transporting this equipment.</p>

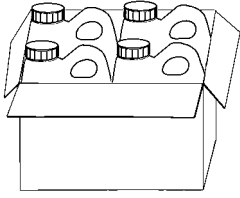



Part No.: G7100-385
 Description: Decal, Warning
 Quantity: 6



Part No.: G7100-385
 Description: Decal, Warning
 Quantity: 6

 <p>G7100-376</p> <p>G7100-485</p>	 <p>WARNING</p> <p>Do not remove lid during machine operation. Contents are pressurized and could result in death, serious injuries or equipment damage.</p> <p>Review operator manual for proper filling procedure.</p> <p>7100-485</p>
<p>Part No.: G7100-485 Description: Decal, Warning Quantity: 2 (1 Per Tank Lid)</p>	 <p>NOTICE</p> <p>Maximum operating pressure 20" H₂O (5 kPa). Higher pressure can cause seed bridging.</p> <p>7100-376</p>
<p>Part No.: G7100-376 Description: Decal, Notice Quantity: 2 (1 Per Tank Lid)</p>	 <p>CAUTION</p> <p>Fan can start at any time. Operating fan can blow debris and has a high noise level.</p> <p>Always wear eye and hearing protection when working around fan.</p> <p>7100-392</p>
	<p>Part No.: G7100-392 Description: Decal, Caution Quantity: 2 (1 Per Fan)</p>
	<p>Part No.: G10967301 Description: Decal, Fan Switch Quantity: 1</p> <p>Part No.: G7100-484 Description: Decal, American Flag Quantity: 1</p>

	Part No.: GD2984 Description: Tie Strap, 34.
	Part No.: GD1512MPP Description: Tie Strap, 7½. (100/Package)
	Part No.: GD2117MPP Description: Tie Strap, 14½. (100/Package)
	Part No.: GD2984 Description: Tie Strap, 34.
	Part No.: G7100-234 Description: Decal, Bolt Torque
	Part No.: G7100-616 Description: Decal, IPN/IPR
	Part No.: GR2127MPP Description: Blue Paint, Twelve Aerosol Cans
	Part No.: GR0146MPP Description: Powdered Graphite, Twenty-Four 1 Pound Containers Part No.: GR2335 Description: Powdered Graphite, 40 Pound Container
	Part No.: GR1570MPP Description: Talc Lubricant, Four 8 Pound Containers Part No.: GR2334 Description: Talc Lubricant, 40 Pound Container

	<p>Part No.: GR1842MPP Description: Graphite Lubricant, Four 5 Pound Containers</p>
	<p>Part No.: GR2240MPP Description: Talc/Graphite Blend (80 Talc/20 Graphite), Four 8 Pound Containers</p>
	<p>Part No.: GR2241MPP Description: Dispensing Cap, 10/Package</p>
	<p>Part No.: GM0321-01 Description: Operator Manual, Model 5900</p>
	<p>Part No.: GM0321-02 Description: Parts Manual, Model 5900</p>
	<p>Part No.: GPR1094 Description: Binder (Contact Kinze Parts To Order)</p>

Numerical Index

Model 5670

M0322-02

Part No.	Page	Part No.	Page	Part No.	Page	Part No.	Page
10042401.....	P214	*A12992-132.....	P193	*A18686-30.....	P185	*A25691-76.....	P185
10046101.....	P214	*A15032-160.....	P173	*A18686-58.....	P100	*A25692-30.....	P193
10051601.....	P202	*A15032-206.....	P177	*A18686-58.....	P181	*A25692-37.....	P185
10059501.....	P199	*A15035-122.....	P173	*A18692-101.....	P177	*A25692-37.....	P189
10071501.....	P203	*A15035-150.....	P177	*A18692-101.....	P181	*A25692-52.....	P185
10259401.....	P185	*A15044.....	P173	*A18692-98.....	P173	*A25692-52.....	P189
**A15081-16.....	P285	*A15044.....	P177	*A18696-40.....	P181	*A25692-52.....	P193
**A15081-16.....	P289	*A15072-56.....	P185	*A18697-30.....	P32	*A25692-90.....	P173
**A15081-16.....	P293	*A15072-56.....	P189	*A18697-30.....	P193	*A25692-90.....	P177
**A15081-16.....	P297	*A15072-56.....	P193	*A18697-36.....	P32	*A25696-122.....	P185
**A18685-46.....	P285	*A15081-16.....	P185	*A18697-36.....	P189	*A25696-122.....	P189
**A18685-52.....	P289	*A15081-16.....	P189	*A21530-54.....	P185	*A25696-122.....	P193
**A18685-77.....	P293	*A15081-16.....	P193	*A21530-54.....	P189	*A25696-172.....	P185
**A18685-77.....	P297	*A15096-29.....	P185	*A21530-54.....	P193	*A25696-220.....	P189
**A25504-52.....	P285	*A15096-29.....	P189	*A21552-23.....	P193	*A25696-311.....	P193
**A25504-54.....	P289	*A15096-29.....	P193	*A21552-23.....	P220	*A25978-30.....	P173
**A25504-82.....	P293	*A15096-29.....	P220	*A21552-24.....	P30	*A25978-30.....	P177
**A25504-82.....	P297	*A18629-160.....	P173	*A21552-24.....	P185	*A25978-36.....	P173
**D6279-03.....	P30	*A18629-172.....	P173	*A21552-24.....	P189	*A26166.....	P216
**D6279-03.....	P32	*A18629-201.....	P177	*A21552-24.....	P220	*A26168.....	P196
**GA19301.....	P219	*A18629-204.....	P177	*A21552-30.....	P32	*A26168.....	P204
*10044501.....	P214	*A18629-207.....	P173	*A21552-30.....	P189	*A26334.....	P214
*10070901.....	P205	*A18629-207.....	P177	*A21552-36.....	P32	*A26659-16.....	P154
*10071001.....	P203	*A18629-235.....	P181	*A21552-36.....	P193	*A26659-16.....	P177
*10071001.....	P205	*A18629-238.....	P181	*A21553-98.....	P173	*A26659-17.....	P154
*10089101.....	P204	*A18629-248.....	P177	*A21553-98.....	P177	*A26659-18.....	P154
*10609009.....	P164	*A18629-296.....	P181	*A21553-98.....	P181	*A26659-18.....	P173
*A1086.....	P100	*A18629-350.....	P181	*A24016.....	P197	*A26659-18.....	P177
*A1086.....	P173	*A18630-188.....	P181	*A24037.....	P198	*A26659-19.....	P154
*A1086.....	P177	*A18630-296.....	P181	*A24473.....	P195	*A26659-20.....	P173
*A1086.....	P181	*A18630-41.....	P177	*A25504-52.....	P185	*A26673.....	P219
*A11481-156.....	P185	*A18639.....	P177	*A25504-54.....	P189	*A26942-42.....	P181
*A11481-168.....	P189	*A18667-58.....	P185	*A25504-82.....	P193	*A26943-236.....	P173
*A11481-182.....	P185	*A18667-58.....	P189	*A25691-108.....	P189	*A26943-300.....	P177
*A11481-216.....	P189	*A18667-58.....	P193	*A25691-108.....	P193	*A26943-392.....	P181
*A11481-216.....	P193	*A18668-24.....	P173	*A25691-128.....	P189	*A26946-74.....	P173
*A11481-216.....	P220	*A18668-36.....	P173	*A25691-130.....	P185	*A26946-74.....	P177
*A11481-312.....	P193	*A18671-22.....	P32	*A25691-143.....	P185	*A27200-188.....	P193
*A12936-156.....	P185	*A18671-22.....	P189	*A25691-145.....	P189	*A27200-34.....	P185
*A12936-168.....	P189	*A18671-22.....	P193	*A25691-156.....	P185	*A27200-76.....	P189
*A12936-174.....	P185	*A18671-40.....	P30	*A25691-174.....	P189	*A27200-90.....	P181
*A12936-182.....	P185	*A18671-40.....	P185	*A25691-184.....	P185	*A27204-17.....	P154
*A12936-216.....	P189	*A18672-32.....	P181	*A25691-187.....	P193	*A27204-17.....	P181
*A12936-216.....	P193	*A18672-38.....	P181	*A25691-211.....	P193	*A27500-186.....	P193
*A12936-216.....	P220	*A18672-40.....	P181	*A25691-214.....	P189	*A27500-30.....	P185
*A12936-224.....	P189	*A18672-42.....	P181	*A25691-220.....	P193	*A27500-72.....	P189
*A12936-313.....	P193	*A18672-48.....	P181	*A25691-220.....	P220	*A27502-25.....	P185
*A12991-170.....	P185	*A18685-46.....	P185	*A25691-308.....	P193	*A27502-25.....	P189
*A12991-220.....	P189	*A18685-52.....	P189	*A25691-51.....	P154	*A27502-25.....	P220
*A12991-313.....	P193	*A18685-77.....	P193	*A25691-51.....	P173	*A27502-28.....	P193
*A12992-132.....	P185	*A18686-125.....	P181	*A25691-51.....	P181	*A27502-28.....	P220
*A12992-132.....	P189	*A18686-30.....	P30	*A25691-54.....	P177	*A7679-15.....	P28

Numerical Index

M0322-02

Model 5670

Part No.	Page	Part No.	Page	Part No.	Page	Part No.	Page
*A7684-129	P185	*D12240	P214	*D36495-123	P68	G10001	P297
*A7684-129	P189	*D12242	P199	*D36495-138	P68	G10001	P303
*A7684-129	P193	*D12243	P199	*D36495-150	P68	G10001	P307
*A7684-175	P173	*D12245	P196	*D36495-22	P68	G10001	P311
*A7684-207	P177	*D12251	P195	*D36495-26	P67	G10002	P30
*A7684-58	P173	*D12251	P204	*D36495-26	P67	G10002	P32
*A7684-58	P177	*D12251	P216	*D36495-26	P68	G10002	P42
*A7687-186	P193	*D12252	P196	*D36495-28	P68	G10002	P54
*A7687-30	P185	*D12252	P210	*D36495-30	P67	G10002	P124
*A7687-72	P189	*D12253	P197	*D36495-30	P67	G10002	P281
*A7689-268	P181	*D12255	P199	*D36495-84	P67	G10003	P5
*A7693-76	P181	*D12255	P214	*D36495-84	P67	G10003	P66
*D10207	P195	*D12263	P198	*D6279-05	P62	G10003	P146
*D12003	P214	*D12263	P202	*D6279-05	P64	G10003	P149
*D12012	P195	*D12264	P198	*D6279-05	P66	G10003	P285
*D12047	P197	*D12264	P202	*D6279-07	P222	G10003	P289
*D12088	P196	*D12268	P203	*R2281	P212	G10003	P303
*D12103	P196	*D12268	P205	*R2283	P212	G10003	P307
*D12120	P198	*D12269	P203	*R2300	P212	G10003	P311
*D12121	P198	*D12269	P205	*R2301	P212	G10004	P6
*D12121	P202	*D12270	P203	*R2302	P212	G10004	P38
*D12137	P198	*D12270	P205	*R2303	P212	G10004	P48
*D12137	P202	*D12271	P203	*R2304	P212	G10004	P62
*D12148	P199	*D12271	P205	*R2305	P212	G10004	P64
*D12150	P216	*D12274	P203	*R2307	P212	G10004	P102
*D12200	P197	*D12274	P204	*R2308	P212	G10004	P104
*D12202	P197	*D12274	P205	*R2309	P212	G10004	P222
*D12202	P207	*D12274	P214	†D17151-19	P164	G10004	P256
*D12203	P197	*D19250	P207	†D17151-22	P164	G10004	P313
*D12203	P207	*D19251	P207	†R2365	P30	G10004	P351
*D12204	P197	*D20990	P202	†R2365	P32	G10005	P5
*D12206	P196	*D21469	P214	†R2366	P30	G10005	P106
*D12206	P210	*D23387	P202	†R2366	P32	G10006	P102
*D12210	P195	*D23388	P202	†R2367	P30	G10006	P154
*D12210	P204	*D23389	P202	†R2367	P32	G10007	P98
*D12210	P216	*D23390	P202	700-01426	P1	G10007	P106
*D12213	P195	*D29649	P203	700-01427	P2	G10007	P133
*D12214	P195	*D29649	P205	A14182	P197	G10007	P134
*D12216	P214	*D29649	P210	A17326	P216	G10007	P136
*D12219	P214	*D30399	P204	A17348	P216	G10009	P128
*D12221	P198	*D30421-7	P285	A21586	P198	G10009	P130
*D12222	P198	*D30421-7	P289	A25857	P193	G10009	P354
*D12223	P199	*D30421-7	P293	G10001	P30	G10010	P5
*D12231	P196	*D30421-7	P297	G10001	P66	G10010	P48
*D12231	P204	*D30432	P198	G10001	P70	G10010	P104
*D12232	P196	*D30432	P214	G10001	P165	G10010	P128
*D12232	P204	*D36212	P214	G10001	P166	G10012201	P137
*D12235	P216	*D36215	P214	G10001	P219	G10012301	P137
*D12236	P216	*D36495-102	P67	G10001	P222	G10013	P44
*D12237	P216	*D36495-102	P67	G10001	P285	G10013	P45
*D12239	P198	*D36495-113	P68	G10001	P289	G10013101	P137
*D12240	P199	*D36495-120	P67	G10001	P293	G10013201	P277

Part No.	Page	Part No.	Page	Part No.	Page	Part No.	Page
G10014	P69	G10026	P140	G10039	P303	G10049	P149
G10014	P124	G10026	P154	G10039	P307	G10049	P151
G10014	P146	G10028601	P8	G10039	P311	G10049001	P255
G10014	P149	G10029	P111	G10039301	P112	G10049101	P211
G10014	P220	G10029	P117	G10039301	P118	G10049201	P215
G10015101	P247	G10029401	P140	G10039401	P142	G10049801	P128
G10015101	P251	G10030001	P228	G10039901	P132	G10049801	P130
G10015101	P255	G10030001	P229	G10040	P222	G10050	P124
G10015201	P247	G10030101	P236	G10041	P48	G10050101	P130
G10015201	P251	G10030201	P230	G10041501	P247	G10051001	P206
G10015201	P255	G10030201	P231	G10041501	P251	G10051001	P208
G10016	P124	G10031001	P111	G10041501	P255	G10051001	P247
G10016	P133	G10031001	P117	G10041701	P133	G10051001	P251
G10016	P134	G10032201	P140	G10041701	P134	G10051001	P255
G10016	P136	G10032301	P132	G10042	P102	G10051801	P123
G10016	P140	G10033	P149	G10042	P104	G10051801	P181
G10016	P142	G10033	P151	G10042501	P136	G10051801	P202
G10017	P52	G10034001	P133	G10042501	P181	G10051901	P123
G10017	P70	G10034901	P136	G10042501	P214	G10051901	P181
G10017	P111	G10035	P38	G10042601	P62	G10051901	P202
G10017	P117	G10035	P39	G10042801	P214	G10052001	P202
G10017	P123	G10035201	P132	G10042901	P214	G10052101	P202
G10017	P293	G10035401	P136	G10043	P32	G10053801	P232
G10017	P297	G10035401	P142	G10043	P126	G10054001	P123
G10018801	P5	G10035401	P160	G10043	P222	G10054001	P136
G10019	P6	G10035401	P162	G10043	P280	G10055	P27
G10019	P158	G10035501	P160	G10043001	P214	G10055	P354
G10019	P164	G10035501	P162	G10043101	P214	G10055001	P210
G10019401	P237	G10035601	P162	G10043301	P214	G10055501	P210
G10019401	P241	G10035901	P1	G10044801	P214	G10055601	P210
G10020	P26	G10036	P46	G10044901	P214	G10056401	P123
G10020	P34	G10036201	P205	G10045	P128	G10057101	P216
G10020	P35	G10036301	P142	G10045	P146	G10057201	P123
G10020	P215	G10036301	P181	G10045	P149	G10057201	P193
G10021	P352	G10036301	P205	G10045	P152	G10057201	P216
G10022401	P142	G10037	P50	G10045	P158	G10058	P130
G10022401	P160	G10037	P62	G10045701	P214	G10058501	P134
G10022501	P142	G10037	P64	G10046301	P214	G10058501	P177
G10022501	P160	G10037	P70	G10046401	P207	G10058501	P210
G10022601	P136	G10037	P100	G10046401	P214	G10058601	P210
G10022601	P142	G10037	P102	G10046601	P214	G10058701	P210
G10022601	P160	G10037	P111	G10047	P98	G10058801	P210
G10023	P112	G10037	P117	G10047101	P134	G10059101	P199
G10023	P118	G10037	P285	G10047201	P136	G10059201	P199
G10023	P123	G10037	P289	G10047201	P181	G10059701	P111
G10023	P164	G10037	P303	G10047201	P211	G10059701	P117
G10023	P247	G10037	P308	G10048	P146	G10059701	P173
G10023	P251	G10037501	P205	G10048	P149	G10059701	P177
G10023	P277	G10038	P27	G10048701	P211	G10059701	P199
G10025	P155	G10038801	P142	G10049	P124	G10059801	P111
G10025801	P219	G10039	P46	G10049	P136	G10059801	P117
G10026	P48	G10039	P50	G10049	P145	G10059801	P173

Numerical Index

M0322-02

Model 5670

Part No.	Page	Part No.	Page	Part No.	Page	Part No.	Page
G10059801	P177	G10072301	P143	G10092001	P123	G10103101	P247
G10059801	P199	G10072701	P102	G10092001	P181	G10103201	P133
G10060301	P17	G10073101	P133	G10092101	P123	G10103201	P173
G10061	P124	G10073101	P173	G10092101	P181	G10103201	P206
G10061	P149	G10073101	P207	G10092201	P123	G10103301	P206
G10061	P151	G10073201	P207	G10092201	P181	G10105	P145
G10061701	P134	G10073401	P207	G10092301	P123	G10105	P148
G10061701	P177	G10073501	P207	G10092301	P181	G10105	P219
G10061701	P208	G10073701	P207	G10092401	P123	G10105	P351
G10062701	P66	G10075001	P60	G10092401	P181	G10105601	P118
G10063	P62	G10075301	P66	G10093401	P204	G10105601	P177
G10063	P64	G10076601	P214	G10093501	P203	G10105701	P118
G10063	P66	G10076701	P214	G10093501	P205	G10105701	P177
G10063	P348	G10080501	P222	G10093601	P210	G10105801	P118
G10063801	P66	G10086601	P224	G10094501	P214	G10105801	P177
G10064	P44	G10086901	P224	G10094601	P203	G10105901	P118
G10064	P211	G10087	P202	G10095101	P211	G10105901	P177
G10064	P256	G10087001	P224	G10095102	P206	G10106	P145
G10064	P256	G10087601	P233	G10095102	P208	G10106	P148
G10064	P286	G10088001	P224	G10095201	P204	G10106	P155
G10064	P289	G10088701	P111	G10095401	P204	G10106001	P185
G10064	P293	G10088701	P117	G10095701	P204	G10106001	P189
G10064	P297	G10088701	P123	G10095801	P205	G10106301	P193
G10064901	P66	G10088801	P111	G10098001	P227	G10106401	P193
G10065001	P66	G10088801	P117	G10098001	P238	G10106501	P193
G10066501	P66	G10088801	P123	G10098201	P233	G10106601	P193
G10066701	P143	G10088901	P204	G10098301	P222	G10106701	P193
G10066801	P143	G10089001	P204	G10098401	P222	G10106801	P193
G10066901	P143	G10089201	P204	G10098601	P210	G10106901	P62
G10068601	P111	G10089301	P140	G10099001	P208	G10106901	P64
G10068601	P117	G10089301	P177	G10099101	P208	G10107	P6
G10070201	P143	G10089301	P204	G10099101	P251	G10107	P6
G10070801	P203	G10089801	P221	G10100401	P69	G10107	P26
G10070901	P203	G10090201	P112	G10100701	P227	G10107	P35
G10071	P62	G10090201	P118	G10101	P66	G10107	P43
G10071	P64	G10090201	P124	G10101	P257	G10107	P44
G10071	P111	G10090301	P112	G10101	P280	G10107	P45
G10071	P117	G10090301	P118	G10101	P342	G10107	P46
G10071	P123	G10090301	P123	G10101	P344	G10107	P98
G10071	P125	G10090401	P5	G10101	P346	G10107	P128
G10071	P140	G10090701	P112	G10101201	P69	G10107	P128
G10071	P142	G10090701	P118	G10101701	P327	G10107	P128
G10071	P219	G10090701	P123	G10102	P62	G10107	P130
G10071	P303	G10091401	P123	G10102	P64	G10107	P145
G10071	P307	G10091401	P181	G10102	P70	G10107	P148
G10071	P311	G10091501	P123	G10102	P146	G10107	P154
G10071	P338	G10091501	P181	G10102	P149	G10107	P155
G10071201	P203	G10091601	P123	G10102	P152	G10107	P166
G10071201	P205	G10091601	P181	G10102	P158	G10107	P226
G10071601	P140	G10091701	P247	G10102	P158	G10107	P313
G10071601	P173	G10091701	P251	G10102301	P60	G10107001	P62
G10071601	P203	G10091701	P255	G10103101	P206	G10107001	P64

Part No.	Page	Part No.	Page	Part No.	Page	Part No.	Page
G10108	P6	G10109	P62	G10111	P66	G10115001	P112
G10108	P26	G10109	P64	G10111	P70	G10115001	P173
G10108	P30	G10109	P66	G10111	P111	G10115101	P112
G10108	P34	G10109	P136	G10111	P117	G10115101	P173
G10108	P62	G10109	P158	G10111	P123	G10115201	P112
G10108	P64	G10109	P164	G10111	P126	G10115201	P173
G10108	P66	G10109	P222	G10111	P128	G10115301	P112
G10108	P66	G10109	P285	G10111	P132	G10115301	P173
G10108	P69	G10109	P289	G10111	P133	G10118	P105
G10108	P98	G10109	P293	G10111	P134	G10120301	P124
G10108	P124	G10109	P297	G10111	P136	G10123301	P247
G10108	P126	G10109	P304	G10111	P136	G10123301	P251
G10108	P145	G10109	P308	G10111	P140	G10123301	P255
G10108	P149	G10109	P312	G10111	P142	G10124801	P210
G10108	P151	G10109	P342	G10111	P145	G10126701	P207
G10108	P154	G10109	P344	G10111	P148	G10128801	P220
G10108	P155	G10109	P346	G10111	P151	G10128901	P219
G10108	P164	G10109601	P230	G10111	P163	G10129001	P220
G10108	P165	G10109601	P231	G10111	P285	G10129301	P220
G10108	P166	G10109701	P230	G10111	P289	G10130201	P128
G10108	P220	G10109701	P231	G10111	P293	G10130801	P207
G10108	P220	G10109801	P230	G10111	P297	G10130901	P207
G10108	P222	G10109801	P231	G10111	P326	G10132501	P151
G10108	P222	G10110	P30	G10111	P334	G10133	P39
G10108	P256	G10110	P32	G10111	P338	G10135401	P304
G10108	P256	G10110	P42	G10111	P349	G10135401	P307
G10108	P281	G10110	P112	G10111	P351	G10135401	P312
G10108	P285	G10110	P118	G10111001	P220	G10139101	P62
G10108	P289	G10110	P124	G10112	P111	G10139101	P64
G10108	P293	G10110	P145	G10112	P117	G10139101	P66
G10108	P297	G10110	P148	G10112	P124	G10139801	P124
G10108	P303	G10110	P151	G10112	P128	G10139901	P124
G10108	P307	G10110	P158	G10112	P130	G10140001	P124
G10108	P311	G10110	P164	G10112	P130	G10140101	P124
G10108	P313	G10110	P222	G10112	P220	G10141401	P112
G10108	P326	G10110	P243	G10112	P285	G10141401	P173
G10108	P328	G10110	P285	G10112	P289	G10141501	P112
G10108	P333	G10110	P289	G10112	P303	G10141501	P173
G10108	P334	G10110	P293	G10112	P307	G10141801	P185
G10108	P336	G10110	P297	G10112	P311	G10141801	P189
G10108	P338	G10110	P313	G10112	P354	G10141901	P5
G10108	P342	G10110	P324	G10113401	P118	G10142801	P185
G10108	P344	G10110	P326	G10113401	P177	G10142801	P189
G10108	P346	G10110	P327	G10113601	P185	G10142901	P185
G10108	P354	G10110	P352	G10113601	P189	G10142901	P189
G10108302	P24	G10111	P5	G10113701	P185	G10143201	P112
G10108501	P62	G10111	P32	G10113701	P189	G10143201	P173
G10108501	P64	G10111	P38	G10113801	P118	G10148201	P104
G10108501	P66	G10111	P39	G10113801	P177	G10151201	P69
G10109	P39	G10111	P46	G10113901	P118	G10152	P226
G10109	P43	G10111	P50	G10113901	P177	G10152001	P69
G10109	P48	G10111	P52	G10114001	P219	G10153101	P22

Numerical Index

M0322-02

Model 5670

Part No.	Page	Part No.	Page	Part No.	Page	Part No.	Page
G10157	P98	G10192401	P185	G10227	P60	G10260	P56
G10157	P102	G10192401	P189	G10228	P27	G10260	P247
G10157	P102	G10192401	P193	G10228	P70	G10260	P251
G10157	P104	G10192401	P222	G10228	P100	G10260	P255
G10157	P104	G10192901	P221	G10228	P102	G10260801	P111
G10159	P111	G10193001	P221	G10228	P146	G10260801	P117
G10159	P117	G10195601	P154	G10228	P149	G10260901	P124
G10159	P124	G10195701	P154	G10228	P152	G10261	P56
G10159	P133	G10195801	P154	G10228	P158	G10263101	P222
G10159	P140	G10197201	P281	G10228	P158	G10263501	P24
G10159	P142	G10197301	P281	G10228	P158	G10266001	P255
G10159	P146	G10197701	P281	G10228	P303	G10266301	P247
G10159	P149	G10200301	P222	G10229	P38	G10266301	P251
G10159	P151	G10201401	P185	G10229	P48	G10269201	P280
G10162	P60	G10201401	P189	G10229	P54	G10269501	P236
G10162	P112	G10201401	P193	G10229	P66	G10291901	P281
G10162	P118	G10201401	P222	G10229	P136	G10292601	P281
G10162	P124	G10202501	P224	G10229	P257	G10297	P303
G10162	P243	G10203604	P215	G10229	P280	G10297	P311
G10162	P285	G10203604	P255	G10230	P5	G10302202	P222
G10162	P293	G10204001	P222	G10230	P44	G10302301	P311
G10162	P297	G10204601	P221	G10230	P45	G10302601	P303
G10163901	P60	G10204701	P221	G10230	P102	G10304	P126
G10164001	P60	G10204801	P222	G10230	P104	G10305	P62
G10167301	P30	G10204901	P222	G10230	P106	G10305	P64
G10167701	P62	G10206401	P62	G10230	P133	G10305	P256
G10168	P146	G10208201	P16	G10230	P351	G10305	P336
G10168	P149	G10208301	P17	G10230	P354	G10305	P338
G10168	P152	G10208401	P22	G10230701	P17	G10306101	P173
G10168	P158	G10209	P137	G10231	P140	G10306101	P177
G10168	P158	G10209001	P255	G10232	P203	G10306101	P181
G10169501	P219	G10209002	P251	G10232	P204	G10306201	P237
G10169601	P237	G10209003	P247	G10232	P205	G10306301	P241
G10169601	P241	G10210	P98	G10232	P207	G10306501	P62
G10169701	P232	G10210	P155	G10232	P210	G10306501	P64
G10171	P53	G10210	P222	G10232	P214	G10308	P124
G10171501	P299	G10210	P222	G10232	P222	G10308	P143
G10177501	P20	G10210	P281	G10243	P54	G10308	P143
G10177601	P20	G10213501	P20	G10243001	P277	G10308	P342
G10177701	P20	G10213501	P53	G10252	P111	G10308	P344
G10179206	P219	G10213502	P14	G10252	P117	G10308	P346
G10181201	P22	G10213602	P56	G10252	P124	G10310	P53
G10186002	P185	G10218301	P17	G10252	P126	G10312	P62
G10186002	P285	G10219	P280	G10252	P215	G10312	P64
G10186002	P289	G10219	P286	G10254701	P258	G10312	P112
G10186002	P293	G10219	P289	G10254801	P258	G10312	P125
G10186002	P297	G10219	P293	G10254901	P258	G10312	P286
G10192201	P221	G10219	P297	G10257	P54	G10312	P290
G10192301	P185	G10219001	P136	G10259401	P111	G10312	P294
G10192301	P189	G10219401	P117	G10259401	P117	G10312	P298
G10192301	P193	G10220101	P222	G10259401	P189	G10312	P342
G10192301	P222	G10221701	P224	G10259401	P216	G10312	P344

Part No.	Page	Part No.	Page	Part No.	Page	Part No.	Page
G10312	P346	G10392	P128	G10434901	P222	G10463901	P221
G10318701	P20	G10396	P102	G10435001	P222	G10464001	P222
G10318901	P219	G10396601	P222	G10435201	P222	G10466101	P324
G10320201	P22	G10396701	P222	G10437901	P333	G10466101	P326
G10320401	P24	G10396801	P222	G10437901	P336	G10467701	P27
G10322501	P5	G10397801	P5	G10438	P102	G10468	P155
G10322501	P8	G10397801	P351	G10438	P104	G10473901	P336
G10322501	P8	G10398701	P340	G10438301	P293	G10473901	P338
G10323601	P126	G10398801	P324	G10438301	P297	G10474501	P334
G10324	P195	G10398801	P326	G10439801	P219	G10474501	P336
G10325	P124	G10398801	P339	G10445901	P62	G10474501	P338
G10327702	P280	G10399301	P315	G10445901	P64	G10475	P12
G10330	P100	G10399301	P318	G10446001	P62	G10475701	P1
G10330	P102	G10399401	P222	G10446001	P64	G10477101	P219
G10330	P105	G10399501	P222	G10448	P133	G10477201	P220
G10330	P133	G10401901	P324	G10448	P134	G10483101	P12
G10330	P134	G10401901	P326	G10448	P136	G10483101	P13
G10330	P136	G10406601	P333	G10448	P142	G10483201	P12
G10330	P142	G10406601	P334	G10450	P104	G10483401	P12
G10334801	P8	G10406601	P336	G10450	P134	G10485	P303
G10334901	P8	G10406601	P338	G10450	P136	G10485	P307
G10335001	P8	G10406701	P299	G10450	P146	G10485	P311
G10335101	P8	G10406701	P303	G10450	P149	G10485201	P328
G10335201	P8	G10406701	P307	G10450	P351	G10485301	P328
G10335501	P5	G10406701	P311	G10451	P28	G10485401	P303
G10342501	P304	G10406701	P333	G10451	P146	G10485501	P303
G10342501	P307	G10406701	P334	G10451	P149	G10485501	P328
G10342501	P312	G10406701	P336	G10451	P151	G10485601	P307
G10348	P111	G10406701	P338	G10454801	P225	G10485601	P311
G10348	P117	G10406701	P342	G10454901	P225	G10485601	P328
G10348	P123	G10406701	P344	G10459801	P22	G10485702	P303
G10348	P128	G10406701	P346	G10460	P102	G10485702	P307
G10348601	P5	G10406701	P348	G10460	P104	G10485702	P311
G10349601	P247	G10406801	P324	G10460	P111	G10485704	P328
G10349601	P251	G10406801	P326	G10460	P117	G10487202	P145
G10349601	P255	G10406801	P327	G10460	P124	G10487501	P328
G10361	P136	G10406801	P332	G10460	P133	G10487601	P328
G10361901	P28	G10416001	P219	G10460	P134	G10489701	P303
G10362	P142	G10418	P130	G10460	P136	G10491101	P303
G10362001	P27	G10418	P163	G10460	P140	G10492101	P328
G10366201	P17	G10418802	P2	G10460	P142	G10492701	P304
G10368601	P307	G10425201	P333	G10460	P146	G10492701	P307
G10368601	P311	G10425201	P334	G10460	P149	G10492701	P311
G10374501	P280	G10425201	P336	G10460	P151	G10494201	P12
G10375101	P280	G10425201	P338	G10460	P349	G10500101	P145
G10375201	P280	G10425401	P17	G10460	P349	G10500201	P146
G10375601	P280	G10425501	P17	G10462201	P222	G10501	P352
G10379701	P285	G10425701	P16	G10463301	P7	G10501201	P145
G10379701	P289	G10427101	P48	G10463501	P222	G10501201	P195
G10379701	P293	G10429001	P14	G10463601	P221	G10501301	P195
G10379701	P297	G10429001	P24	G10463701	P222	G10502901	P195
G10384001	P303	G10434301	P318	G10463801	P222	G10503	P48

Numerical Index

M0322-02

Model 5670

Part No.	Page	Part No.	Page	Part No.	Page	Part No.	Page
G10503	P146	G10536	P146	G10604	P352	G10621	P112
G10503	P149	G10538401	P7	G10605801	P37	G10621	P118
G10503	P151	G10538601	P6	G10605901	P170	G10621	P124
G10506	P349	G10538701	P6	G10606101	P165	G10621	P126
G10506101	P38	G10543	P145	G10606201	P168	G10621	P137
G10506401	P36	G10543	P148	G10606301	P26	G10621	P137
G10506401	P324	G10544	P156	G10606401	P50	G10621	P226
G10506401	P326	G10544	P158	G10606501	P50	G10621	P247
G10507	P352	G10545501	P16	G10606502	P50	G10621	P251
G10507801	P145	G10545601	P24	G10606801	P285	G10621	P277
G10509901	P145	G10555301	P166	G10606801	P289	G10622	P6
G10510201	P333	G10556101	P185	G10606801	P313	G10622	P42
G10510201	P334	G10556101	P185	G10606801	P327	G10622	P62
G10510201	P336	G10556101	P189	G10609001	P37	G10622	P64
G10510201	P338	G10556101	P285	G10609014	P355	G10622	P66
G10513001	P318	G10556101	P285	G10609201	P50	G10622	P111
G10513001	P322	G10556101	P290	G10611001	P315	G10622	P117
G10513101	P318	G10556101	P290	G10613501	P336	G10622	P219
G10513101	P322	G10556201	P315	G10613501	P338	G10626	P303
G10514101	P315	G10556201	P319	G10614301	P12	G10626	P307
G10514101	P319	G10558202	P282	G10616605	P285	G10626	P311
G10522401	P145	G10560	P146	G10616605	P289	G10628	P304
G10522401	P148	G10560	P149	G10616610	P285	G10629701	P324
G10522401	P151	G10560	P151	G10616610	P289	G10629701	P326
G10522401	P195	G10562301	P164	G10616617	P293	G10629801	P324
G10522401	P196	G10562602	P165	G10616617	P297	G10629801	P326
G10522501	P329	G10567901	P5	G10616618	P293	G10629901	P324
G10522601	P145	G10574	P62	G10616618	P297	G10629901	P326
G10523801	P28	G10574	P64	G10616619	P348	G10631701	P282
G10523901	P38	G10574	P112	G10616621	P346	G10631801	P315
G10523901	P39	G10574	P125	G10616705	P285	G10631801	P319
G10524201	P148	G10574	P126	G10616705	P289	G10631901	P333
G10524501	P148	G10578501	P50	G10616711	P285	G10631901	P334
G10526	P351	G10578601	P50	G10616711	P289	G10631901	P336
G10528401	P148	G10578701	P52	G10616713	P342	G10631901	P338
G10528401	P151	G10578801	P50	G10616714	P344	G10631901	P340
G10528401	P177	G10578801	P52	G10617	P333	G10632101	P324
G10528401	P181	G10578901	P52	G10617	P334	G10632101	P326
G10528401	P196	G10579001	P50	G10618301	P324	G10635001	P5
G10528501	P196	G10579101	P50	G10618301	P326	G10635001	P38
G10528701	P196	G10581	P140	G10618501	P20	G10635001	P39
G10529001	P148	G10581	P142	G10620	P32	G10635101	P38
G10529001	P151	G10584701	P219	G10620	P53	G10635801	P193
G10529201	P148	G10585	P136	G10620	P62	G10635801	P293
G10529201	P151	G10585	P149	G10620	P64	G10635801	P297
G10529801	P148	G10585	P151	G10620	P66	G10635901	P319
G10529801	P151	G10588901	P106	G10620	P102	G10636	P46
G10531	P56	G10590501	P315	G10620	P104	G10636	P163
G10532101	P285	G10590501	P319	G10620	P112	G10636801	P324
G10532101	P289	G10592	P70	G10620	P125	G10636801	P326
G10532101	P293	G10600701	P219	G10620	P352	G10638	P42
G10532101	P297	G10603601	P5	G10621	P53	G10638	P112

Part No.	Page	Part No.	Page	Part No.	Page	Part No.	Page
G10638	P118	G10669301	P346	G10683601	P342	G10728301	P303
G10638	P124	G10669601	P307	G10683601	P344	G10728701	P324
G10638	P226	G10669601	P311	G10684401	P326	G10728901	P336
G10640	P106	G10669801	P307	G10686401	P140	G10729001	P336
G10640	P136	G10669801	P311	G10686501	P140	G10729301	P324
G10640	P136	G10670	P53	G10689101	P145	G10729301	P333
G10640	P142	G10670101	P342	G10689101	P148	G10729301	P336
G10640	P159	G10670101	P344	G10689102	P145	G10729401	P285
G10640	P160	G10670101	P346	G10689102	P148	G10729601	P336
G10640	P199	G10670201	P293	G10689501	P148	G10729701	P303
G10640	P203	G10670201	P297	G10689502	P148	G10729701	P307
G10640	P204	G10670301	P326	G10694501	P104	G10729701	P311
G10640	P205	G10670501	P334	G10696301	P149	G10729901	P336
G10640	P207	G10670501	P338	G10700501	P145	G10730001	P336
G10640	P210	G10670601	P334	G10700502	P145	G10732901	P333
G10640	P214	G10670601	P338	G10701201	P1	G10733001	P333
G10640	P216	G10670701	P338	G10701201	P2	G10739401	P342
G10640	P351	G10671	P98	G10701301	P9	G10739401	P344
G10643	P202	G10671301	P297	G10701301	P10	G10739401	P346
G10645101	P10	G10672001	P155	G10701401	P9	G10740	P303
G10645601	P9	G10672002	P155	G10701401	P10	G10740	P307
G10645701	P9	G10672101	P155	G10701401	P57	G10740	P311
G10645701	P10	G10672102	P155	G10701801	P140	G10740	P328
G10646201	P67	G10672401	P151	G10701901	P140	G10741001	P286
G10646201	P67	G10672501	P151	G10703501	P5	G10741001	P290
G10646201	P68	G10672502	P151	G10703601	P5	G10741001	P293
G10646301	P5	G10673	P303	G10704001	P39	G10741001	P297
G10646401	P5	G10673	P307	G10704101	P38	G10743501	P286
G10646501	P5	G10673	P311	G10704201	P38	G10743501	P290
G10646601	P1	G10673	P328	G10704302	P7	G10743501	P293
G10646601	P2	G10674	P303	G10704402	P7	G10743501	P297
G10647501	P142	G10674	P307	G10704501	P149	G10743601	P286
G10647601	P142	G10674	P311	G10704501	P151	G10743601	P290
G10649301	P169	G10674	P333	G10706601	P102	G10743601	P293
G10649401	P168	G10674	P334	G10707201	P111	G10743601	P297
G10652801	P48	G10674	P342	G10710601	P1	G10744101	P126
G10652901	P48	G10674	P344	G10712801	P326	G10745201	P247
G10653301	P123	G10676	P67	G10712901	P326	G10745201	P251
G10653501	P140	G10676	P67	G10720001	P6	G10745201	P255
G10653601	P142	G10676	P68	G10720101	P6	G10745301	P38
G10657901	P26	G10676	P299	G10720201	P1	G10745301	P39
G10657901	P34	G10676	P303	G10720301	P2	G10746	P126
G10657901	P35	G10676	P307	G10721201	P159	G10749X	P14
G10658001	P37	G10676	P311	G10721201	P160	G10753001	P314
G10658801	P357	G10676	P346	G10721201	P162	G10754801	P332
G10658802	P357	G10676	P348	G10722	P158	G10756	P354
G10658803	P357	G10677901	P154	G10724201	P355	G10764001	P318
G10659001	P5	G10681	P32	G10724301	P24	G10764101	P318
G10664901	P12	G10681	P62	G10725	P156	G10765	P48
G10665001	P12	G10681	P64	G10725	P158	G10765601	P290
G10665101	P12	G10681	P66	G10728101	P303	G10765601	P294
G10669201	P346	G10681	P222	G10728201	P324	G10765601	P297

Numerical Index

M0322-02

Model 5670

Part No.	Page	Part No.	Page	Part No.	Page	Part No.	Page
G10768001	P357	G10780301	P236	G10806302	P247	G10829101	P338
G10768101	P357	G10780301	P240	G10806302	P251	G10829201	P26
G10768201	P357	G10780301	P247	G10806501	P34	G10829201	P34
G10768301	P357	G10780301	P251	G10806501	P35	G10829307	P37
G10771001	P314	G10780301	P255	G10806502	P34	G10829407	P37
G10771701	P331	G10780701	P5	G10806502	P35	G10829507	P37
G10771901	P297	G10780801	P6	G10806901	P360	G10831901	P30
G10772302	P330	G10787501	P314	G10807001	P348	G10832301	P331
G10772501	P331	G10789701	P28	G10812301	P67	G10832401	P331
G10773002	P330	G10789801	P289	G10812301	P67	G10832701	P331
G10773101	P329	G10791801	P50	G10812301	P68	G10833001	P330
G10773401	P319	G10791901	P50	G10812701	P43	G10833101	P331
G10773801	P332	G10792001	P50	G10813601	P26	G10833201	P314
G10776401	P168	G10792101	P50	G10813601	P34	G10833202	P289
G10776501	P168	G10792201	P169	G10813701	P26	G10833203	P314
G10776601	P168	G10792201	P170	G10813701	P35	G10833301	P285
G10776701	P168	G10792301	P169	G10814401	P315	G10833401	P285
G10776801	P37	G10792301	P170	G10814401	P319	G10833401	P289
G10776801	P170	G10792401	P169	G10815102	P247	G10833401	P314
G10776901	P168	G10792501	P169	G10815102	P251	G10833501	P332
G10777001	P168	G10792601	P169	G10815901	P7	G10833601	P332
G10777101	P168	G10792701	P168	G10816001	P26	G10833701	P332
G10777201	P168	G10792701	P170	G10816001	P34	G10833801	P332
G10777301	P168	G10792801	P169	G10816801	P64	G10834101	P314
G10777401	P168	G10792901	P37	G10816901	P64	G10835101	P314
G10777501	P168	G10792901	P170	G10817601	P319	G10837101	P361
G10777601	P168	G10793001	P50	G10819001	P151	G10837102	P361
G10777701	P168	G10793101	P52	G10819201	P148	G10837103	P361
G10777801	P168	G10793201	P50	G10819501	P145	G10837104	P361
G10777901	P168	G10793201	P52	G10819601	P148	G10837105	P361
G10778001	P168	G10793301	P52	G10819601	P151	G10837106	P361
G10778201	P52	G10793401	P52	G10819602	P148	G10837107	P361
G10778301	P52	G10796501	P346	G10819602	P151	G10837108	P361
G10778401	P50	G10797701	P344	G10819701	P145	G10837109	P361
G10779	P106	G10797801	P332	G10820101	P26	G10837110	P361
G10779	P216	G10799501	P307	G10820102	P26	G10837111	P361
G10779301	P342	G10802601	P53	G10822601	P358	G10837112	P361
G10779301	P344	G10803401	P30	G10822701	P358	G10837401	P32
G10779301	P348	G10803401	P32	G10822801	P358	G10837501	P240
G10779501	P27	G10803501	P255	G10825001	P159	G10840901	P331
G10779601	P27	G10803502	P251	G10825001	P159	G10844	P146
G10779701	P324	G10803503	P247	G10825001	P160	G10844	P149
G10779701	P326	G10804001	P329	G10825001	P160	G10844	P152
G10779701	P332	G10804002	P329	G10825001	P162	G10844	P158
G10779801	P324	G10804003	P329	G10827	P216	G10846301	P286
G10779801	P326	G10804004	P329	G10829	P220	G10846301	P290
G10779901	P324	G10804005	P329	G10829101	P299	G10846301	P293
G10779901	P326	G10805901	P348	G10829101	P324	G10846301	P297
G10779901	P327	G10806101	P255	G10829101	P326	G10846901	P6
G10780101	P332	G10806102	P247	G10829101	P327	G10847001	P6
G10780201	P332	G10806102	P251	G10829101	P332	G10856301	P307
G10780301	P224	G10806301	P255	G10829101	P336	G10856401	P311

Part No.	Page	Part No.	Page	Part No.	Page	Part No.	Page
G10857	P111	G10915701	P247	G10948901	P9	G10974701	P340
G10857	P117	G10915701	P251	G10949	P42	G10974801	P339
G10857	P137	G10915701	P255	G10949001	P10	G10974901	P339
G10860X	P20	G10915801	P247	G10949101	P9	G10975001	P339
G10862	P128	G10915801	P251	G10949201	P10	G10975101	P339
G10862	P146	G10915801	P255	G10949301	P9	G10975201	P339
G10874	P149	G10915901	P247	G10949401	P9	G10975301	P340
G10874	P151	G10915901	P251	G10949401	P10	G10975501	P340
G10885802	P5	G10915901	P255	G10949501	P9	G10975601	P318
G10885901	P130	G10916001	P247	G10949501	P10	G10975701	P318
G10887901	P225	G10916001	P251	G10949601	P195	G10975801	P318
G10888	P303	G10916001	P255	G10949902	P22	G10975901	P318
G10888	P307	G10917301	P5	G10950	P42	G10976001	P318
G10888	P311	G10917401	P5	G10950501	P12	G10976001	P322
G10888001	P225	G10917501	P5	G10950601	P12	G10976101	P318
G10888101	P225	G10921601	P58	G10952501	P1	G10976201	P318
G10892X G10894X	P20	G10921701	P58	G10954	P111	G10976301	P318
G10893101	P57	G10922601	P324	G10954	P117	G10976401	P318
G10893201	P57	G10922601	P326	G10954	P219	G10976501	P318
G10893501	P57	G10924201	P6	G10956	P100	G10976601	P318
G10893701	P57	G10925501	P224	G10956	P102	G10976601	P322
G10893801	P57	G10925601	P6	G10956	P104	G10976701	P318
G10893901	P57	G10928	P20	G10956	P105	G10976701	P322
G10893X	P20	G10928	P24	G10957301	P5	G10976801	P318
G10898201	P143	G10928	P222	G10957401	P7	G10976801	P322
G10898301	P143	G10931601	P286	G10958801	P12	G10976901	P318
G10898801	P322	G10931601	P290	G10959701	P351	G10977001	P318
G10898901	P322	G10936	P102	G10959801	P351	G10977101	P318
G10899001	P322	G10936	P104	G10960501	P352	G10977101	P322
G10900001	P130	G10936101	P12	G10960601	P351	G10977201	P318
G10901	P214	G10937901	P7	G10961	P352	G10977201	P322
G10901	P303	G10938301	P126	G10962001	P10	G10977301	P318
G10901	P307	G10939	P155	G10962002	P9	G10977401	P318
G10901	P311	G10939201	P9	G10962101	P9	G10977501	P322
G10901	P324	G10939201	P10	G10962101	P10	G10977601	P322
G10901	P336	G10941101	P239	G10962501	P360	G10977701	P322
G10901301	P46	G10943	P111	G10963001	P331	G10977801	P322
G10901401	P7	G10943	P117	G10963201	P1	G10977901	P322
G10901501	P7	G10943	P124	G10966	P53	G10978001	P322
G10902501	P286	G10943	P222	G10967301	P364	G10978101	P322
G10902501	P290	G10943101	P329	G10969	P195	G10978201	P322
G10904	P42	G10943201	P329	G10970601	P123	G10978301	P322
G10910201	P303	G10943801	P285	G10970701	P117	G10978401	P322
G10910401	P225	G10943801	P289	G10970801	P111	G10979601	P53
G10911701	P5	G10943801	P313	G10972	P197	G10979901	P53
G10913	P159	G10944501	P352	G10972	P199	G10981801	P322
G10913	P160	G10945001	P239	G10972301	P6	G10981901	P322
G10913	P162	G10946901	P243	G10974	P48	G10982001	P322
G10914601	P348	G10947001	P243	G10974	P352	G10982101	P322
G10914701	P348	G10948	P196	G10974401	P340	G10982201	P322
G10915001	P6	G10948301	P207	G10974501	P340	G10982301	P322
G10915101	P5	G10948801	P10	G10974601	P340	G10982401	P322

Numerical Index

M0322-02

Model 5670

Part No.	Page	Part No.	Page	Part No.	Page	Part No.	Page
G10983101	P12	G11105X	P12	G11320	P111	G11385	P327
G10983201	P12	G11106	P277	G11320	P117	G11386	P8
G10983301	P12	G11106X	P12	G11320	P124	G11386	P43
G10985901	P5	G11107X	P12	G11320	P140	G11386	P53
G10986	P6	G11123	P6	G11320	P142	G11386	P62
G10988	P57	G11123	P60	G11320	P206	G11386	P64
G10990	P197	G11123	P219	G11320	P208	G11386	P66
G10991	P43	G11123	P354	G11320	P211	G11386	P222
G10991	P62	G11124	P219	G11320	P215	G11386	P222
G10991	P64	G11124	P281	G11320	P256	G11386	P286
G10991	P66	G11124X	P20	G11320	P256	G11386	P290
G10992	P219	G11127	P154	G11328	P112	G11386	P294
G10992X	P20	G11135	P30	G11328	P118	G11386	P298
G10997801	P6	G11135	P32	G11328	P215	G11386	P342
G11000801	P27	G11152X	P12	G11332X	P12	G11386	P344
G11000801	P28	G11153X	P12	G11341	P280	G11386	P346
G11005501	P28	G11154X	P12	G11347	P62	G11387	P6
G11008601	P336	G11166	P112	G11347	P64	G11387	P26
G11012601	P195	G11166	P118	G11347	P66	G11387	P30
G11012701	P145	G11166	P124	G11355	P197	G11387	P34
G11012701	P173	G11166	P219	G11355	P198	G11387	P42
G11012701	P195	G11172	P12	G11356	P6	G11387	P53
G11013301	P145	G11180	P140	G11356	P42	G11387	P64
G11042X	P12	G11180	P142	G11360	P62	G11387	P66
G11047X	P12	G11180	P148	G11360	P64	G11387	P102
G11048X	P12	G11186	P102	G11367	P62	G11387	P104
G11050701	P333	G11201	P24	G11367	P64	G11387	P124
G11058	P98	G11202	P16	G11367	P66	G11387	P126
G11058	P102	G11202	P53	G11382	P42	G11387	P145
G11058	P104	G11202	P56	G11383	P280	G11387	P149
G11059801	P289	G11202	P219	G11385	P26	G11387	P152
G11061301	P13	G11203	P324	G11385	P28	G11387	P154
G11063101	P57	G11203	P326	G11385	P30	G11387	P164
G11063102	P57	G11204	P27	G11385	P32	G11387	P165
G11067	P16	G11204	P220	G11385	P34	G11387	P166
G11067	P219	G11206	P42	G11385	P35	G11387	P219
G11081	P161	G11209	P53	G11385	P42	G11387	P256
G11087	P155	G11217	P130	G11385	P117	G11387	P281
G11087	P220	G11223	P105	G11385	P124	G11387	P285
G11087	P351	G11236	P354	G11385	P126	G11387	P289
G11091	P62	G11242	P285	G11385	P145	G11387	P293
G11091	P64	G11242	P289	G11385	P148	G11387	P297
G11091	P111	G11242	P293	G11385	P151	G11387	P303
G11091	P117	G11242	P297	G11385	P222	G11387	P307
G11091	P124	G11254	P137	G11385	P226	G11387	P311
G11091	P143	G11261	P60	G11385	P285	G11387	P313
G11091	P143	G11277	P206	G11385	P289	G11387	P324
G11091	P303	G11277	P208	G11385	P293	G11387	P326
G11091	P307	G11277	P211	G11385	P297	G11387	P328
G11091	P311	G11281	P54	G11385	P313	G11387	P333
G11091	P336	G11297	P24	G11385	P324	G11387	P334
G11091	P348	G11314	P154	G11385	P326	G11387	P336

Part No.	Page	Part No.	Page	Part No.	Page	Part No.	Page
G11387	P338	G11391	P128	G11467	P326	G11578	P12
G11387	P342	G11391	P130	G11467	P327	G11578	P24
G11387	P344	G11391	P130	G11467	P332	G11588	P12
G11387	P346	G11391	P134	G11468	P299	G11588	P219
G11387	P352	G11391	P136	G11468	P303	G11590	P303
G11387	P354	G11391	P146	G11468	P307	G11590	P307
G11389	P5	G11391	P154	G11468	P311	G11590	P311
G11389	P27	G11391	P156	G11468	P333	G11590	P328
G11389	P28	G11391	P158	G11468	P334	G11618	P12
G11389	P32	G11391	P166	G11468	P336	G11619	P13
G11389	P38	G11391	P220	G11468	P338	G11619	P22
G11389	P39	G11391	P226	G11468	P342	G11619	P24
G11389	P48	G11391	P313	G11468	P344	G11646	P5
G11389	P50	G11391	P354	G11468	P346	G11646	P28
G11389	P52	G11392	P48	G11468	P348	G11652	P352
G11389	P62	G11392	P124	G11472	P220	G11652	P352
G11389	P64	G11392	P130	G11480	P50	G11657	P145
G11389	P66	G11392	P154	G11480	P62	G11657	P148
G11389	P70	G11392	P220	G11480	P64	G11661	P163
G11389	P111	G11392	P354	G11480	P66	G11662	P163
G11389	P117	G11393	P100	G11494	P299	G11687	P56
G11389	P123	G11393	P104	G11494	P338	G11693	P12
G11389	P126	G11396	P349	G11497	P348	G11695	P130
G11389	P128	G11400X	P20	G11508	P299	G11696	P351
G11389	P133	G11408	P53	G11508	P333	G11698	P324
G11389	P134	G11415	P50	G11508	P334	G11698	P326
G11389	P136	G11415	P52	G11508	P336	G11705	P352
G11389	P140	G11415	P111	G11508	P338	G11707	P352
G11389	P142	G11415	P117	G11510	P354	G11709	P352
G11389	P163	G11415	P165	G11517	P12	G11710	P352
G11389	P303	G11415	P354	G11528	P220	G11711	P352
G11389	P307	G11418	P158	G11534	P132	G11713	P351
G11389	P312	G11418	P219	G11534	P145	G11714	P354
G11389	P326	G11419	P38	G11534	P148	G11717	P352
G11389	P334	G11419	P39	G11534	P151	G11720	P352
G11389	P338	G11445	P56	G11539	P5	G11729	P17
G11389	P349	G11447	P56	G11539	P50	G11778	P222
G11389	P351	G11448	P12	G11539	P52	G11862	P45
G11391	P5	G11457	P299	G11539	P222	G11874	P98
G11391	P6	G11457	P333	G11553	P145	G11897	P216
G11391	P6	G11457	P334	G11553	P148	G11907	P196
G11391	P26	G11457	P336	G11553	P155	G11921	P62
G11391	P27	G11457	P338	G11556	P13	G11921	P64
G11391	P28	G11458	P324	G11556	P22	G11921	P66
G11391	P35	G11458	P326	G11572	P132	G11952	P207
G11391	P43	G11458	P327	G11576	P303	G11952	P210
G11391	P44	G11458	P332	G11576	P307	G11952	P214
G11391	P45	G11459	P324	G11576	P311	G11954	P203
G11391	P98	G11459	P326	G11576	P336	G11954	P204
G11391	P106	G11459	P327	G11576	P338	G11954	P205
G11391	P128	G11465	P5	G11576	P346	G11958	P285
G11391	P128	G11467	P324	G11576	P348	G11958	P289

Numerical Index

M0322-02

Model 5670

Part No.	Page	Part No.	Page	Part No.	Page	Part No.	Page
G11958	P293	G304-C-8	P30	G6400-06	P297	G6408-08	P216
G11958	P297	G304-C-8	P32	G6400-06-04	P154	G6408-08	P222
G11960	P14	G304-C-8	P124	G6400-06-08	P228	G6408-08	P232
G11961	P6	G304-C-8	P202	G6400-06-08	P229	G6408-08	P234
G11961	P9	G304-C-8	P243	G6400-06-08	P236	G6408-08	P238
G11961	P10	G306-06	P154	G6400-06-08	P285	G6408-10	P197
G11961	P57	G306-06	P199	G6400-06-08	P289	G6408-10	P198
G11965	P12	G306-08	P124	G6400-06-08	P293	G6408-H02-0	P224
G11967	P60	G306-08	P202	G6400-06-08	P297	G6408-H04-0	P210
G11976	P5	G306-10	P123	G6400-08	P102	G6408-H04-0	P224
G11981	P14	G306-10	P136	G6400-08	P198	G6408-H04-0	P234
G11981	P16	G3302-07	P146	G6400-08	P228	G6408-H04-0	P237
G11994	P24	G3302-16	P149	G6400-08	P229	G6408-H04-0	P241
G11995	P16	G3324-01	P98	G6400-08	P236	G6408-H06-0	P237
G11995	P222	G3325-06-06	P168	G6400-08	P237	G6408-H06-0	P241
G11996	P2	G3600-06-06-06	P168	G6400-08	P240	G6408-H06-O	P224
G11996	P16	G3800-06-08	P225	G6400-08	P241	G6408-H06-O	P228
G11997	P354	G3801-04-04	P225	G6400-08	P243	G6408-H06-O	P229
G12002-35	P315	G3801-16-20	P225	G6400-08-04	P197	G6408-H06-O	P232
G12002-35	P319	G4200-06	P285	G6400-08-06	P286	G6408-H08-0	P224
G12003-20	P222	G4200-06	P289	G6400-08-06	P290	G6408-H10-0	P224
G12003-20	P324	G4200-19	P293	G6400-08-06	P294	G6408-HHP-16	P224
G12003-20	P326	G4200-19	P297	G6400-08-06	P298	G6410-08-06	P224
G12003-20	P333	G4200-31	P293	G6400-08-12	P32	G6410-08-06	P247
G12003-20	P334	G4200-31	P297	G6400-10	P230	G6410-08-06	P251
G12003-20	P336	G4200-32	P289	G6400-10	P231	G6410-08-06	P255
G12003-20	P338	G4200-32	P313	G6400-10	P236	G6410-16-06	P224
G12068	P315	G4200-33	P285	G6400-10	P238	G6500-06	P220
G12081	P324	G4202-07	P348	G6400-10	P240	G6500-06	P221
G12081	P326	G4202-10	P293	G6400-10	P243	G6500-08	P30
G12081	P333	G4202-10	P297	G6400-12	P227	G6500-08	P32
G12081	P334	G4301-11	P352	G6400-12	P236	G6500-08	P102
G12081	P336	G4418-02	P124	G6400-16-16	P222	G6500-08	P104
G12081	P338	G4501-32-32	P221	G6400-16-20	P221	G6500-08-10	P220
G12083	P324	G4602-03	P303	G6400-L-06-08	P229	G6500-10	P30
G12083	P326	G4602-03	P307	G6400-L-08	P102	G6500-10	P32
G12219-12	P219	G4602-03	P311	G6400-L-08	P104	G6500-10	P118
G12222-35	P315	G4916-20	P331	G6400-L-10	P231	G6500-10	P123
G12222-35	P319	G5000-08-04	P285	G6400-L-16	P224	G6500-10	P136
G1K774	P2	G5000-08-04	P289	G6403-NWO-08	P233	G6500-10	P220
G2603-08-08-10	P118	G5000-08-04	P293	G6408-04	P195	G6500-10-12	P220
G2603-10	P124	G5000-08-04	P297	G6408-04	P210	G6500-12	P236
G2700-08	P202	G6400-04-06	P203	G6408-04	P234	G6500-16	P221
G2701-06-06	P154	G6400-04-06	P204	G6408-06	P199	G6500-16	P224
G2704-06	P199	G6400-04-06	P205	G6408-06	P202	G6502-08	P123
G2704-08	P123	G6400-04-06	P207	G6408-08	P195	G6602-10	P123
G2704-08	P202	G6400-04-06	P210	G6408-08	P196	G6602-10	P136
G2704-10	P123	G6400-06	P236	G6408-08	P203	G6801-04-04	P207
G2704-10	P136	G6400-06	P243	G6408-08	P204	G6801-04-04	P210
G304-C-10	P243	G6400-06	P285	G6408-08	P207	G6801-04-04	P214
G304-C-6	P118	G6400-06	P290	G6408-08	P210	G6801-04-04	P232
G304-C-6	P243	G6400-06	P293	G6408-08	P214	G6801-04-04	P234

Part No.	Page	Part No.	Page	Part No.	Page	Part No.	Page
G6801-04-06	P168	G6815-06-04	P240	GA14184	P177	GA17833	P256
G6801-06	P60	G6815-06-06	P224	GA14184	P197	GA17994	P42
G6801-06	P199	G6815-06-06	P236	GA14211	P197	GA18129	P102
G6801-06	P220	G7100-110	P360	GA14799	P228	GA18129	P104
G6801-06	P222	G7100-116	P360	GA14799	P229	GA18211	P42
G6801-06	P224	G7100-234	P365	GA14804	P36	GA18212	P42
G6801-06	P236	G7100-36	P362	GA14804	P324	GA18311	P351
G6801-06-04	P28	G7100-370	P359	GA14804	P326	GA18313	P132
G6801-06-04	P239	G7100-376	P364	GA14813	P324	GA18314	P132
G6801-06-08	P154	G7100-381	P363	GA14813	P326	GA18315	P132
G6801-06-08	P221	G7100-382	P359	GA15081-27	P220	GA18344	P314
G6801-06-08	P221	G7100-385	P362	GA15151	P158	GA18350	P256
G6801-06-08	P237	G7100-385	P363	GA15197	P39	GA18350	P256
G6801-08	P168	G7100-385	P363	GA15422	P112	GA18353	P111
G6801-08	P197	G7100-387	P359	GA15422	P118	GA18353	P117
G6801-08	P198	G7100-392	P364	GA15422	P124	GA18353	P124
G6801-08	P228	G7100-393	P359	GA15473	P56	GA18353	P215
G6801-08	P229	G7100-397	P360	GA15485	P6	GA18482	P42
G6801-08	P232	G7100-481	P357	GA15784	P181	GA18485	P146
G6801-08	P242	G7100-482	P357	GA15784	P226	GA18485	P149
G6801-08-06	P202	G7100-483	P357	GA16428	P303	GA18485	P155
G6801-08-06	P226	G7100-484	P364	GA16428	P307	GA18486	P257
G6801-08-12	P30	G7100-485	P364	GA16428	P311	GA18630-25	P220
G6801-10	P168	G7100-572	P362	GA16701	P12	GA18712	P100
G6801-10	P220	G7100-573	P362	GA16753	P130	GA18720	P303
G6801-10	P227	G7100-616	P365	GA16759	P106	GA18720	P307
G6801-10	P230	G9948X	P98	GA16884	P111	GA18720	P311
G6801-10	P231	GA0160L	P156	GA16884	P117	GA18720	P333
G6801-10	P238	GA0160R	P156	GA16884	P123	GA18720	P334
G6801-10	P243	GA0237	P351	GA17118	P329	GA18720	P336
G6801-10-12	P32	GA0245	P156	GA17119	P329	GA18720	P338
G6801-12	P243	GA0245	P158	GA17247	P128	GA18814	P56
G6801-16	P224	GA0257	P156	GA17248	P128	GA18884	P149
G6801-16	P236	GA0257	P158	GA17323	P199	GA18884	P151
G6801-32-24	P225	GA10458	P151	GA17328	P216	GA18992	P236
G6801-L-04	P230	GA10799	P62	GA17346	P202	GA18998	P228
G6801-L-04	P231	GA10799	P64	GA17350	P216	GA18998	P229
G6801-L-08-06	P202	GA10799	P66	GA17361	P128	GA18998	P242
G6801-L-10	P60	GA11079	P106	GA17362	P128	GA18999	P228
G6801-L-10	P227	GA11982	P27	GA17372	P133	GA18999	P229
G6801-LL-08	P228	GA11988	P43	GA17454	P54	GA18999	P242
G6801-LL-08	P229	GA11989	P43	GA17478	P349	GA19025	P351
G6802-04	P224	GA11991	P43	GA17480	P349	GA19161	P329
G6802-06-06	P233	GA13204	P137	GA17573	P43	GA19162	P329
G6802-10	P227	GA14127	P42	GA17623	P42	GA19163	P329
G6802-10-12	P224	GA14152	P100	GA17660	P6	GA19164	P329
G6802-12	P224	GA14152	P102	GA17759	P161	GA19165	P329
G6802-12-16	P224	GA14152	P104	GA17760	P161	GA19166	P329
G6802-16	P224	GA14174	P102	GA17767	P151	GA19186	P133
G6804-06-04-06	P239	GA14181	P197	GA17768	P151	GA19186	P134
G6804-08	P243	GA14184	P102	GA17775	P54	GA19234	P132
G6804-10	P243	GA14184	P173	GA17833	P256	GA19280	P106

Numerical Index

M0322-02

Model 5670

Part No.	Page	Part No.	Page	Part No.	Page	Part No.	Page
GA19331	P123	GA20856	P351	GA22287	P128	GA24825	P161
GA19332	P123	GA20901	P1	GA22293	P106	GA24826	P161
GA19333	P111	GA20911	P352	GA22522	P53	GA24828	P161
GA19333	P117	GA20912	P352	GA22547	P247	GA25023	P219
GA19342	P349	GA21064	P230	GA22547	P251	GA25107	P104
GA19343	P349	GA21064	P231	GA22547	P255	GA25196	P255
GA19393	P137	GA21066	P230	GA22554-20	P280	GA25197	P255
GA19409	P247	GA21066	P231	GA22554-325	P247	GA25200	P247
GA19409	P251	GA21122	P351	GA22554-36	P280	GA25200	P251
GA19409	P255	GA21123	P351	GA22554-360	P280	GA25200	P255
GA19428	P102	GA21143	P277	GA22554-400	P251	GA25206	P124
GA19428	P104	GA21209	P149	GA22554-560	P255	GA25207	P112
GA19432	P226	GA21209	P151	GA22555-20	P247	GA25207	P118
GA19480	P352	GA21332	P256	GA22555-20	P251	GA25207	P124
GA19883	P136	GA21333	P256	GA22555-20	P255	GA25217	P255
GA19884	P136	GA21405	P36	GA22555-202	P247	GA25254	P168
GA19890	P134	GA21405	P43	GA22555-202	P251	GA25254	P224
GA19891	P159	GA21406	P62	GA22555-228	P255	GA25254	P236
GA19892	P159	GA21406	P64	GA22555-240	P251	GA25256	P230
GA19971	P352	GA21406	P66	GA22555-240	P255	GA25256	P231
GA20001	P100	GA21456	P285	GA22555-255	P247	GA25261	P28
GA20001	P102	GA21456	P289	GA22555-273	P251	GA25261	P212
GA20001	P104	GA21456	P293	GA22555-310	P255	GA25389	P240
GA20002	P105	GA21456	P297	GA22555-340	P255	GA25390	P240
GA2014	P48	GA21494	P111	GA22556-109	P251	GA25399-36	P277
GA20252	P240	GA21494	P117	GA22556-109	P255	GA25403	P240
GA20256	P151	GA21494	P123	GA22556-115	P247	GA25404	P240
GA20318	P351	GA21510	P60	GA22556-115	P251	GA25427	P62
GA20370	P36	GA21512	P132	GA22556-115	P255	GA25427	P64
GA20412	P329	GA21513	P132	GA22556-134	P247	GA25427	P66
GA20645	P126	GA21514	P132	GA22556-134	P251	GA25437	P277
GA20697	P210	GA21585	P104	GA22556-134	P255	GA25857	P30
GA20697	P234	GA21585	P181	GA22556-150	P247	GA25857	P32
GA20711	P12	GA21585	P198	GA22556-180	P247	GA25872	P251
GA20732	P329	GA21588	P198	GA22556-82	P251	GA25873	P251
GA20750	P351	GA21595	P104	GA22556-82	P255	GA25878	P118
GA20756	P124	GA21598	P104	GA22585	P247	GA25934	P247
GA20757	P112	GA21605	P198	GA22585	P251	GA25935	P247
GA20757	P118	GA21614	P285	GA22585	P255	GA25936	P112
GA20774	P124	GA21614	P289	GA24016	P207	GA25940	P247
GA20775	P112	GA21614	P293	GA24037	P210	GA25949	P6
GA20775	P118	GA21614	P297	GA24281	P277	GA25949	P126
GA20829	P351	GA21628	P102	GA24284	P277	GA25949	P286
GA20831	P351	GA21628	P104	GA24285	P277	GA25949	P290
GA20832	P351	GA21628	P104	GA24364	P56	GA25949	P293
GA20833	P351	GA21642	P351	GA24488-64	P286	GA25949	P297
GA20838	P351	GA21643	P351	GA24488-64	P290	GA25950	P126
GA20845	P351	GA21687	P247	GA24488-64	P294	GA25982	P240
GA20847	P351	GA21687	P251	GA24676	P12	GA25984	P251
GA20851	P351	GA21687	P255	GA24754	P146	GA25993	P219
GA20852	P351	GA21845	P336	GA24796	P203	GA26005	P240
GA20855	P351	GA21845	P338	GA24796	P205	GA26015	P126

Part No.	Page	Part No.	Page	Part No.	Page	Part No.	Page
GA26169	P199	GA3413	P228	GB0464	P48	GD0840	P156
GA26252	P125	GA3413	P229	GB0554	P158	GD0840	P158
GA26253	P112	GA4082	P303	GB0577	P56	GD10057-20	P30
GA26374	P277	GA4082	P307	GB0579	P56	GD10057-20	P32
GA26539	P1	GA4082	P311	GB0676	P13	GD10186	P148
GA2660	P304	GA4376	P161	GB0697	P12	GD10186	P151
GA2660	P307	GA4722	P159	GB0760	P57	GD10283	P158
GA2660	P312	GA4722	P160	GB0766	P42	GD10486	P145
GA2660	P342	GA4722	P162	GB0780	P12	GD10519	P48
GA2660	P344	GA4723	P159	GB0810	P12	GD10674-02	P146
GA2660	P346	GA4723	P160	GB0823	P12	GD10674-08	P149
GA2660	P348	GA4723	P162	GB0907	P13	GD1085	P44
GA26681	P219	GA4727	P159	GB0920	P13	GD1104	P351
GA26683	P219	GA4736	P159	GB0921	P12	GD1109	P44
GA26684	P219	GA5654	P48	GB0957	P12	GD1109	P45
GA26685	P220	GA5853	P158	GB0958	P12	GD11115	P146
GA26686	P220	GA6171	P8	GB1147	P12	GD11115	P149
GA26687	P220	GA6171	P44	GB1223	P5	GD11115	P151
GA26688	P219	GA6171	P44	GB1224	P5	GD11123	P303
GA26876	P158	GA6171	P45	GB1224	P5	GD11123	P307
GA26877	P156	GA6171	P352	GB1225	P156	GD11123	P311
GA26877	P158	GA6434	P44	GB1231	P12	GD1114	P43
GA26880	P136	GA6597	P44	GB1237	P12	GD1114	P111
GA26881	P136	GA7434	P142	GB1247	P9	GD1114	P117
GA26920	P5	GA7434	P159	GB1247	P10	GD1114	P165
GA26926	P220	GA7434	P160	GB1250	P16	GD11306	P5
GA26958	P45	GA7434	P161	GB1251	P17	GD1132	P48
GA26980	P14	GA8072	P146	GB1255	P17	GD11424	P54
GA26989	P12	GA8603	P46	GB1256	P17	GD11489	P146
GA27001	P14	GA8641	P46	GB1257	P16	GD11490	P161
GA27001	P17	GA8882	P197	GB1275	P22	GD11580	P196
GA27002	P2	GA8882	P198	GB1276	P22	GD11677	P46
GA27002	P20	GA9145	P146	GB1281	P24	GD11700	P240
GA27003	P17	GA9145	P149	GB1282	P24	GD11784	P48
GA27004	P16	GA9526	P102	GB1288	P24	GD11953	P352
GA27005	P16	GB0218	P27	GB1289	P14	GD11963-04	P286
GA27007	P24	GB0230	P102	GB1289	P24	GD11963-04	P290
GA27008	P2	GB0230	P104	GB1291	P14	GD11963-04	P294
GA27013	P22	GB0234	P102	GB1291	P24	GD11963-04	P298
GA27014	P22	GB0234	P104	GB1306	P22	GD11963-08	P126
GA27015	P22	GB0239	P38	GB1307	P22	GD11970	P197
GA27023	P20	GB0239	P39	GB1313	P67	GD11983	P195
GA27038	P48	GB0254	P39	GB1313	P67	GD11984	P197
GA27084	P16	GB0265	P5	GB1313	P68	GD12047	P207
GA27100	P32	GB0266	P5	GD0453-02	P146	GD12102	P195
GA27133	P16	GB0282	P39	GD0453-03	P149	GD12102	P203
GA27134	P17	GB0285	P27	GD0453-03	P151	GD12102	P204
GA27146	P28	GB0315	P349	GD0746	P158	GD12102	P205
GA27147	P226	GB0383	P48	GD0752-07	P195	GD12102	P216
GA27230-110	P185	GB0387	P48	GD0829	P100	GD12103	P210
GA27230-110	P189	GB0397	P27	GD0829	P102	GD12104	P197
GA27230-110	P193	GB0397	P38	GD0829	P104	GD12106	P199

Numerical Index

M0322-02

Model 5670

Part No.	Page	Part No.	Page	Part No.	Page	Part No.	Page
GD12106	P214	GD18329	P293	GD22200	P219	GD25619	P257
GD12212	P195	GD18329	P297	GD22693	P56	GD25638	P36
GD12221	P210	GD18329	P304	GD22694	P56	GD25644	P60
GD12222	P210	GD18329	P308	GD22695	P56	GD25650	P143
GD12239	P197	GD18329	P312	GD22696	P56	GD25694	P102
GD12274	P207	GD1862	P303	GD23002	P195	GD25785	P100
GD12274	P210	GD1862	P307	GD23382	P202	GD25785	P102
GD12522	P199	GD1862	P311	GD23450	P202	GD25794	P136
GD12548	P196	GD18643	P137	GD23451	P202	GD25794	P136
GD12557	P36	GD18676	P137	GD23802	P54	GD25862	P151
GD12558	P36	GD18796	P37	GD23803	P54	GD25914	P26
GD12561	P57	GD18828	P146	GD24396	P106	GD25914	P35
GD13348	P69	GD18828	P149	GD24411	P132	GD25914	P43
GD13348	P123	GD19079	P36	GD24412	P132	GD25914	P154
GD13348	P136	GD19080	P27	GD24420	P130	GD25914	P166
GD13377	P102	GD19080	P170	GD24434	P136	GD25914	P313
GD13401	P161	GD19131	P206	GD24435-01	P136	GD25959	P155
GD14528	P242	GD19173	P168	GD24786-01	P128	GD25965	P155
GD14562	P106	GD19205	P149	GD24786-01	P130	GD2597	P156
GD14910	P199	GD19206	P149	GD24786-02	P128	GD2597	P158
GD15100	P106	GD19212	P152	GD24786-02	P130	GD26069	P42
GD1512MPP	P365	GD19212	P154	GD24786-03	P128	GD26070	P42
GD15386	P145	GD19237	P36	GD24786-03	P130	GD26110	P37
GD15489	P151	GD19252	P137	GD24786-04	P128	GD26204	P155
GD15605	P303	GD19292	P46	GD24786-04	P130	GD26274	P208
GD15605	P307	GD19298	P38	GD25007	P220	GD26274	P324
GD15605	P311	GD19383-01	P69	GD25071	P5	GD26274	P326
GD15725	P105	GD19639	P26	GD25224	P132	GD26293	P14
GD15849-02	P62	GD19639	P30	GD25231	P128	GD26304	P324
GD15849-02	P64	GD19639	P34	GD25235	P112	GD26304	P326
GD15849-02	P66	GD19639	P285	GD25235	P118	GD26386	P42
GD15939	P349	GD19639	P289	GD25235	P128	GD26387	P42
GD16227	P106	GD19658-05	P62	GD25235	P219	GD26472	P336
GD16303	P106	GD19658-05	P64	GD25235	P285	GD26472	P338
GD17039	P6	GD19658-05	P66	GD25235	P289	GD26508	P123
GD17080	P216	GD19658-09	P66	GD25235	P303	GD26535	P285
GD17141	P42	GD19659-05	P62	GD25359	P128	GD26535	P289
GD17143	P34	GD19659-05	P64	GD25386-04	P132	GD26535	P293
GD17143	P35	GD19662	P207	GD25387-04	P132	GD26535	P297
GD17143	P36	GD19811	P36	GD25423	P136	GD26535	P304
GD17143	P37	GD20102	P102	GD25424	P136	GD26535	P307
GD17143	P43	GD20190	P102	GD25486	P42	GD26535	P312
GD17150-00	P37	GD20191	P102	GD25499	P124	GD26535	P342
GD17151-21	P37	GD20221	P197	GD25499	P130	GD26535	P344
GD17245	P105	GD20221	P198	GD25499	P219	GD26535	P346
GD18010	P26	GD20229	P102	GD25499	P307	GD26593	P13
GD18010	P34	GD20928	P60	GD25499	P311	GD26598	P352
GD18010	P37	GD21158	P331	GD25519	P46	GD26672	P211
GD18041	P66	GD2117MPP	P365	GD2558	P128	GD26697	P62
GD18081	P36	GD21300	P60	GD2558	P130	GD26697	P64
GD18329	P286	GD21540	P158	GD2558	P143	GD26697	P66
GD18329	P290	GD22200	P43	GD2558	P351	GD26789	P146

Part No.	Page	Part No.	Page	Part No.	Page	Part No.	Page
GD26789	P149	GD27235	P203	GD29318	P231	GD29730	P351
GD26790	P146	GD27235	P205	GD29318	P236	GD29731	P351
GD26790	P149	GD27235	P210	GD29318	P237	GD29760	P351
GD26803	P53	GD27238	P198	GD29318	P241	GD29773	P354
GD26816	P299	GD27238	P214	GD29321	P230	GD29784	P354
GD26816	P303	GD27290	P329	GD29321	P231	GD29818	P351
GD26816	P307	GD2745-28	P196	GD29321	P232	GD29820	P351
GD26816	P311	GD27624	P132	GD29321	P236	GD29821	P351
GD26816	P342	GD28354	P219	GD29321	P237	GD2984	P365
GD26816	P344	GD28363	P219	GD29321	P241	GD2984	P365
GD26816	P346	GD28372	P247	GD29324	P237	GD30262	P60
GD26816	P348	GD28372	P251	GD29324	P241	GD30262	P220
GD26912	P112	GD28372	P255	GD29326	P123	GD30273	P198
GD26912	P118	GD28390	P5	GD29327	P117	GD30274	P198
GD26912	P124	GD28515	P56	GD29328	P111	GD30294	P227
GD26954	P151	GD28630	P151	GD29419	P106	GD30379	P145
GD26955	P151	GD28785	P351	GD29425	P12	GD30379	P148
GD26960	P12	GD28786	P351	GD2947	P53	GD30573	P351
GD26962	P146	GD28798	P202	GD29470	P326	GD30644	P140
GD26966	P196	GD28817	P159	GD29470	P334	GD30644	P142
GD26973	P48	GD29030-02	P134	GD29470	P338	GD30683	P104
GD26989	P257	GD29030-03	P136	GD29491	P56	GD30684	P104
GD26989	P280	GD29030-13	P136	GD29492	P56	GD30685	P104
GD26993	P304	GD29066	P354	GD29493	P53	GD30686	P104
GD26995	P304	GD29103-01	P111	GD29502-30	P303	GD30687	P104
GD26995	P308	GD29103-01	P117	GD29502-30	P307	GD30700	P354
GD26995	P312	GD29103-01	P123	GD29502-34.625	P328	GD30725	P5
GD26996	P304	GD29104-01	P140	GD29502-36.75	P311	GD30725	P48
GD26996	P307	GD29104-01	P142	GD29502-43	P328	GD30726	P247
GD26996	P311	GD29104-01	P349	GD29534	P351	GD30726	P251
GD27019	P219	GD29104-02	P133	GD29541	P351	GD30726	P255
GD27021	P56	GD29104-03	P140	GD29602	P351	GD30726	P280
GD27064	P238	GD29104-23	P145	GD29603	P351	GD30779	P128
GD27067	P196	GD29104-23	P148	GD29625	P324	GD30779	P130
GD27068	P196	GD29104-23	P151	GD29625	P326	GD30780	P130
GD27087-01	P136	GD29104-24	P145	GD29625	P331	GD30781	P128
GD27087-03	P142	GD29104-25	P148	GD29625	P355	GD30782	P128
GD27190	P164	GD29104-25	P151	GD29635	P102	GD30877	P352
GD27190	P257	GD29210-01	P100	GD29657	P12	GD30882	P60
GD27190	P280	GD29210-01	P102	GD29708	P351	GD31424	P67
GD27190	P328	GD29210-01	P104	GD29709	P285	GD31424	P67
GD27197	P163	GD29210-02	P100	GD29709	P289	GD31424	P68
GD27198	P163	GD29210-02	P102	GD29709	P293	GD31429	P304
GD27199	P163	GD29210-02	P104	GD29709	P297	GD31429	P308
GD27200	P163	GD29210-03	P100	GD29709	P324	GD31429	P312
GD27201	P163	GD29210-03	P102	GD29709	P326	GD31466	P352
GD2721	P146	GD29210-03	P104	GD29709	P331	GD32061	P281
GD2721	P149	GD29210-04	P100	GD29709	P355	GD3248	P156
GD2721	P152	GD29210-04	P102	GD2971-11	P146	GD32948	P354
GD2721	P349	GD29210-04	P104	GD2971-26	P62	GD33361	P210
GD27233	P207	GD29315	P216	GD2971-26	P64	GD33361	P232
GD27234	P204	GD29318	P230	GD2971-26	P66	GD33361	P234

Numerical Index

M0322-02

Model 5670

Part No.	Page	Part No.	Page	Part No.	Page	Part No.	Page
GD33707	P112	GD35447	P64	GD36742	P328	GD8218	P146
GD33707	P118	GD35447	P66	GD36820	P219	GD8218	P149
GD33707	P123	GD35449	P6	GD36821	P219	GD8218	P151
GD33756	P277	GD35449	P70	GD36822	P219	GD8460	P39
GD33757	P277	GD35449	P281	GD36860	P5	GD8893-07	P98
GD33758	P277	GD35459	P28	GD36895	P45	GD9120	P44
GD33759	P277	GD35465	P277	GD36936	P17	GD9254	P46
GD34081	P102	GD35574	P247	GD36938	P16	GD9254	P50
GD34081	P104	GD35574	P251	GD36951	P2	GD9464-03	P104
GD34103	P60	GD35574	P255	GD36952-02	P2	GD9724	P48
GD34209	P195	GD35609	P285	GD36954	P22	GM0321-01	P366
GD3421	P102	GD35609	P289	GD36959	P24	GM0321-02	P366
GD34633	P210	GD35609	P293	GD36961	P14	GPR1094	P366
GD34633	P234	GD35609	P297	GD36963	P2	GR0146MPP	P365
GD34646	P203	GD35835	P30	GD36990	P5	GR0150	P156
GD34646	P205	GD35835	P32	GD3951	P304	GR0150	P158
GD34727	P230	GD35891	P32	GD3951	P307	GR0151	P156
GD34727	P231	GD35907	P126	GD3951	P311	GR0151	P158
GD34774	P12	GD35920	P124	GD3951	P342	GR0188	P351
GD34923	P351	GD35921	P124	GD3951	P344	GR0270	P140
GD35127	P98	GD35921	P281	GD3951	P346	GR0270	P161
GD35210	P232	GD3612	P5	GD3951	P348	GR0434	P161
GD35251	P168	GD36152	P126	GD4887-01	P151	GR0434	P351
GD35251	P224	GD3623	P304	GD4887-30	P151	GR0528	P159
GD35251	P236	GD3623	P308	GD5175-33	P211	GR0528	P160
GD35271	P239	GD3623	P311	GD5175-34	P206	GR0761	P228
GD35294	P60	GD3623	P342	GD5175-34	P208	GR0761	P229
GD35339	P98	GD3623	P344	GD5625	P106	GR0763	P228
GD35340	P98	GD3623	P346	GD5900-37	P151	GR0763	P229
GD35381	P222	GD3623	P348	GD6291	P54	GR1037	P102
GD35413-19.75	P304	GD36246	P125	GD7079	P159	GR1037	P104
GD35413-20.75	P308	GD36249	P112	GD7079	P160	GR1037	P154
GD35413-20.75	P312	GD36388	P111	GD7079	P162	GR1037	P168
GD35414-10	P130	GD36388	P117	GD7089	P159	GR1037	P195
GD35414-17.5	P130	GD36393	P222	GD7089	P160	GR1037	P196
GD35416	P111	GD36426	P112	GD7089	P162	GR1037	P197
GD35416	P117	GD36426	P118	GD7145	P32	GR1037	P198
GD35416	P124	GD36426	P123	GD7145	P62	GR1037	P198
GD35418-21	P124	GD36494	P112	GD7145	P64	GR1037	P203
GD35420	P247	GD36494	P118	GD7145	P66	GR1037	P204
GD35420	P251	GD36494	P123	GD7145	P112	GR1037	P207
GD35420	P255	GD36666	P222	GD7145	P118	GR1037	P210
GD35434	P62	GD36667	P222	GD7145	P123	GR1037	P214
GD35434	P64	GD36680	P219	GD7145	P126	GR1037	P216
GD35434	P66	GD36681	P219	GD7803	P46	GR1037	P221
GD35435	P62	GD36682	P219	GD7804	P46	GR1037	P222
GD35435	P64	GD36713	P8	GD7864	P159	GR1037	P228
GD35435	P66	GD36715	P145	GD7864	P160	GR1037	P228
GD35437	P62	GD36715	P148	GD7864	P162	GR1037	P229
GD35437	P64	GD36716	P155	GD7904-09	P149	GR1037	P229
GD35437	P66	GD36723	P277	GD7904-09	P152	GR1037	P232
GD35447	P62	GD36724	P277	GD7907	P351	GR1037	P232

Part No.	Page	Part No.	Page	Part No.	Page	Part No.	Page
GR1037	P234	GR1466	P238				
GR1037	P236	GR1466	P238				
GR1037	P236	GR1466	P240				
GR1037	P237	GR1467	P227				
GR1037	P237	GR1467	P236				
GR1037	P238	GR1519	P197				
GR1037	P240	GR1532	P196				
GR1037	P241	GR1570MPP	P365				
GR1037	P285	GR1709	P303				
GR1037	P289	GR1709	P307				
GR1037	P293	GR1709	P311				
GR1037	P297	GR1736	P66				
GR1045	P60	GR1736	P247				
GR1045	P199	GR1736	P251				
GR1045	P199	GR1736	P255				
GR1045	P202	GR1739	P303				
GR1045	P202	GR1739	P307				
GR1045	P220	GR1739	P311				
GR1045	P224	GR1842MPP	P366				
GR1045	P228	GR1921	P42				
GR1045	P229	GR1921	P43				
GR1045	P232	GR1941	P303				
GR1045	P236	GR1941	P307				
GR1045	P236	GR1941	P311				
GR1045	P285	GR1943	P42				
GR1045	P286	GR1951	P42				
GR1045	P290	GR2083	P226				
GR1045	P290	GR2111	P199				
GR1045	P293	GR2112	P216				
GR1045	P294	GR2126	P219				
GR1045	P297	GR2127MPP	P365				
GR1045	P298	GR2142	P202				
GR1292	P53	GR2144	P303				
GR1292	P56	GR2144	P307				
GR1465	P154	GR2144	P311				
GR1465	P195	GR2231	P198				
GR1465	P197	GR2233	P42				
GR1465	P210	GR2240MPP	P366				
GR1465	P234	GR2241MPP	P366				
GR1466	P60	GR2312	P224				
GR1466	P168	GR2334	P365				
GR1466	P197	GR2335	P365				
GR1466	P198	GR2361	P30				
GR1466	P220	GR2361	P32				
GR1466	P227	GR2362	P212				
GR1466	P227	GR2363	P212				
GR1466	P230	GR2368	P30				
GR1466	P230	GR2368	P32				
GR1466	P231	GR2382	P219				
GR1466	P231	R2282	P212				
GR1466	P231						
GR1466	P236						

This page left blank intentionally.