



**ROW UNIT**

True Rate Row Unit . . . . . P1  
 True Speed Row Unit . . . . . P2  
 Base Row Unit Assembly . . . . . P3  
 Gauge Wheel Arm Assembly . . . . . P7  
 Spoked Gauge Wheel Assembly . . . . . P8  
 True Rate Hopper Assembly . . . . . P9  
 True Speed Hopper Assembly . . . . . P10  
 True Rate Seed Meter . . . . . P11  
 True Rate Meter Cover Assembly . . . . . P13  
 True Speed Seed Delivery System W/Driver . . . . . P14  
 True Speed Seed Delivery System Assembly . . . . . P15  
 True Speed Seed Meter . . . . . P19  
 True Speed Meter Housing . . . . . P21  
 True Speed Meter Cover . . . . . P23  
 Pneumatic Down Pressure Package . . . . . P25  
 Pneumatic Down Pressure Row Unit Assembly . . . . . P26  
 True Depth Hydraulic Down Force . . . . . P27  
 True Depth Hydraulic Down Force Valve  
 Blocks and Mounts . . . . . P29  
 Air Adjust Closing Wheel System . . . . . P31  
 Air Valve Assembly . . . . . P33  
 Air Pressure Regulator Assembly . . . . . P34  
 Airline Fittings and Hoses . . . . . P34  
 Air Adjust Closing Wheel Assembly . . . . . P35  
 Manual Adjust Closing Wheel Arm . . . . . P36  
 12V Electric Compressor . . . . . P37  
 Air Tank Assembly . . . . . P39  
 Rubber Closing Wheels . . . . . P40  
 Spiked Closing Wheels . . . . . P41  
 Row Unit Mounted No Till Coulter . . . . . P42  
 Coulter Mounted Residue Wheel W/Treader . . . . . P43  
 Yetter Residue Row Cleaner, No Till . . . . . P45  
 Yetter Residue Row Cleaner, Wide and Narrow . . . . . P47  
 Granular Chemical Rear Banding Options . . . . . P49  
 Granular Chemical Hopper . . . . . P50  
 Granular Chemical Meter Assembly . . . . . P51  
 Row Unit Hoppers . . . . . P53  
 Mini Hopper Extension . . . . . P54

**VACUUM SYSTEM**

Vacuum Fan and Manifold, 24 Row 20"  
 (2024 Production) . . . . . P55  
 Vacuum Fan and Manifold, 24 Row 20"  
 (2025 Production and On) . . . . . P58  
 Vacuum Fan and Manifold, 24 Row 20"  
 (2025 Production and On) . . . . . P60  
 Vacuum Fan and Manifold,  
 24 Row 30" and 36 Row 20" . . . . . P61

Vacuum Fan Assembly . . . . . P65  
 Hydraulic PTO Pump System . . . . . P67

**BULK FILL SYSTEM**

Bulk Fill System . . . . . P69  
 Bulk Fill Fan Assembly . . . . . P71  
 Bulk Fill Tank . . . . . P73  
 Bulk Fill Tank Assembly . . . . . P75  
 Bulk Fill Distribution Hoses, 24 Row 20" . . . . . P77  
 Bulk Fill Distribution Hoses, 24 Row 30" . . . . . P78  
 Bulk Fill Distribution Hoses, 36 Row 20" . . . . . P79  
 Bulk Fill Hose Parts . . . . . P80  
 Entrainer Assembly . . . . . P81  
 Bulk Fill Scale Package . . . . . P83  
 Bulk Fill Catwalk . . . . . P85  
 Bulk Fill Fan Switch . . . . . P87  
 Bulk Fill Hose Holders . . . . . P88  
 Bulk Fill Catwalk Extension W/Granular Chemical . . . . . P89

**BASE MACHINE**

Hitch . . . . . P90  
 Base Machine, 24 Row 20" . . . . . P91  
 Base Machine, 24 Row 30" and 36 Row 20" . . . . . P95  
 H-Frame, Hitch, and Axle, 24 Row 20" . . . . . P99  
 H-Frame, Hitch, and Axle,  
 24 Row 30" and 36 Row 20" . . . . . P101  
 Transport Axle W/Hubs, 24 Row 20" . . . . . P103  
 Transport Axle, 24 Row 30" and 36 Row 20" . . . . . P104  
 Wing Assembly, 24 Row 20" . . . . . P105  
 Wing Assembly, 24 Row 30" and 36 Row 20" . . . . . P107  
 Hub and Spindle Assembly (Transport),  
 24 Row 20" . . . . . P109  
 Hub and Spindle Assembly (Transport),  
 24 Row 30" and 36 Row 20" . . . . . P110  
 Hub and Spindle Assembly (Wing) . . . . . P111  
 Jump Start Assembly . . . . . P112  
 Hitch Assembly, 24 Row 20" . . . . . P113  
 Hitch Assembly, 24 Row 30" and 36 Row 20" . . . . . P115  
 Inner Hitch Assembly, 24 Row 20" . . . . . P117  
 Inner Hitch Assembly, 24 Row 30" and 36 Row 20" . . . . . P119  
 PTO Reservoir/Bulkhead Mount Assembly,  
 24 Row 20" . . . . . P121  
 PTO Reservoir/Bulkhead Mount Assembly,  
 24 Row 30" and 36 Row 20" . . . . . P121  
 Safety Chain . . . . . P122  
 Yetter Residue Controls Manager . . . . . P123  
 Yetter Hydraulic Air Compressor Mounting Brackets . . . . . P124  
 Yetter Hydraulic Air Compressor Assembly . . . . . P125  
 Residue Manager Controls Box Assembly . . . . . P127

Water Separator Controls Assembly . . . . .	P128
Row Markers, 24 Row 20" . . . . .	P129
Row Marker Assembly, 24 Row 30" and 36 Row 20" . . . . .	P133
Second Stage Marker Assembly, 24 Row 30" and 36 Row 20" . . . . .	P136
Row Marker Mounting Hardware and Marker Support. . . . .	P137
Row Marker Spindle/Hub/Blade . . . . .	P139
Marker Hub Assembly . . . . .	P141

## HYDRAULICS

Options Schematic, 24 Row 20" (2024 Production). . . . .	P143
Options Schematic, 24 Row 20" (2025 Production and On) . . . . .	P146
Options Schematic, 24 Row 30" and 36 Row 20" . . . . .	P149
Hydraulic Schematic, 24 Row 20" . . . . .	P153
Hydraulic Schematic, 24 Row 30" and 36 Row 20" . . . . .	P157
Miscellaneous Hydraulic Parts. . . . .	P160
Drawbar Hitch Cylinder . . . . .	P161
Drawbar Hitch Cylinder . . . . .	P162
Row Marker Cylinder . . . . .	P163
Fold Cylinder, 24 Row 20" . . . . .	P164
Fold Cylinder, 24 Row 30" and 36 Row 20" . . . . .	P165
Tongue Lock Cylinder . . . . .	P166
Wing Cylinder, 24 Row 20" . . . . .	P167
Wing Cylinder, 24 Row 30" and 36 Row 20" . . . . .	P169
Wing Cylinder W/Implement Switch. . . . .	P171
Master Cylinder (Center), 24 Row 20" . . . . .	P173
Master Cylinder (Center), 24 Row 20" and 36 Row 20" . . . . .	P175
Wing Down Pressure Cylinder. . . . .	P177
Hydraulic Down Force Cylinder . . . . .	P178
Wing Latch Cylinder. . . . .	P179
PTO Pump Reservoir Assembly . . . . .	P180
PTO Pump Assembly. . . . .	P182
Implement Switch Assembly . . . . .	P184
Lift/Down Force Manifold Block . . . . .	P185
Hydraulic Valve Block on Front Hitch. . . . .	P187
Hydraulic Valve Block on Outer Wings . . . . .	P188
Fold/Marker Manifold Block, 24 Row 20" . . . . .	P189
Fold/Marker Manifold Block, 24 Row 30" and 36 Row 20" . . . . .	P190
Down Force Manifold Block Assembly. . . . .	P191
Row Unit Control Block, Pull Row Units . . . . .	P192
Power Pack Hydraulic Motor Valve Block . . . . .	P192
Bulk Fill Fan Control Block. . . . .	P193
Wing Cylinder Manifold Block . . . . .	P194
Master Cylinder Manifold Block . . . . .	P195

Hydraulic Fertilizer Block . . . . .	P196
PTO Reservoir Block Assembly. . . . .	P197
PTO Case Drain Recovery Block Assembly . . . . .	P199
Vacuum Fan Control Manifold Block Assembly . . . . .	P200

## ELECTRICAL

Blue Drive Ethernet Interconnect Schematic, 24 Row 20" . . . . .	P201
Blue Drive Ethernet Schematic, 24 Row 30" . . . . .	P203
Blue Drive Ethernet Schematic, 36 Row 20" . . . . .	P205
Blue Drive Interconnect Schematic, 24 Row 20" . . . . .	P207
Blue Drive Interconnect Schematic, 24 Row 30" . . . . .	P211
Blue Drive Interconnect Schematic, 36 Row 20" . . . . .	P215
Control Package . . . . .	P219
Power Pack Assembly . . . . .	P221
IPN Module Box Assembly . . . . .	P224
BUS Box . . . . .	P225
Blue Vantage Display. . . . .	P227
Safety/Warning Lights . . . . .	P229
Safety/Warning Lights (Manifold Mounted) . . . . .	P230
Auxiliary Work Lights . . . . .	P231
GPS 7500 Receiver Package . . . . .	P232
Camera . . . . .	P233
Miscellaneous Electrical Components. . . . .	P235

## FERTILIZER

500 Gallon Tank Assembly . . . . .	P243
500 Gallon Tank W/Front Hitch Plumbing . . . . .	P247
750 Gallon Tank Assembly . . . . .	P245
750 Gallon Tank W/Front Hitch Plumbing . . . . .	P253
Auxiliary Fertilizer Subassembly, 500 Gallon. . . . .	P281
Auxiliary Fertilizer Subassembly, 750 Gallon. . . . .	P282
Diaphragm Pump, AR120 . . . . .	P265
Diaphragm Pump, AR160 . . . . .	P269
Diaphragm Pump Assembly, AR120 . . . . .	P267
Diaphragm Pump Assembly, AR160 . . . . .	P271
Fertilizer Electric Valve Assembly, 500 Gallon Tank . . . . .	P275
Fertilizer Electric Valve Assembly, 750 Gallon Tank . . . . .	P277
Fertilizer Flow Meter Assembly . . . . .	P286
Fertilizer Flow Meter Cover . . . . .	P287
Fertilizer Manifold Parts . . . . .	P283
Fertilizer Manifolds, 24 Row 20" . . . . .	P259
Fertilizer Manifolds, 24 Row 30" . . . . .	P261
Fertilizer Manifolds, 36 Row 20" . . . . .	P263
Fertilizer Suction Subassembly . . . . .	P273
Front Hitch Plumbing . . . . .	P289
Liquid Fertilizer Level Sight Assembly, 500 Gallon . . . . .	P241

---

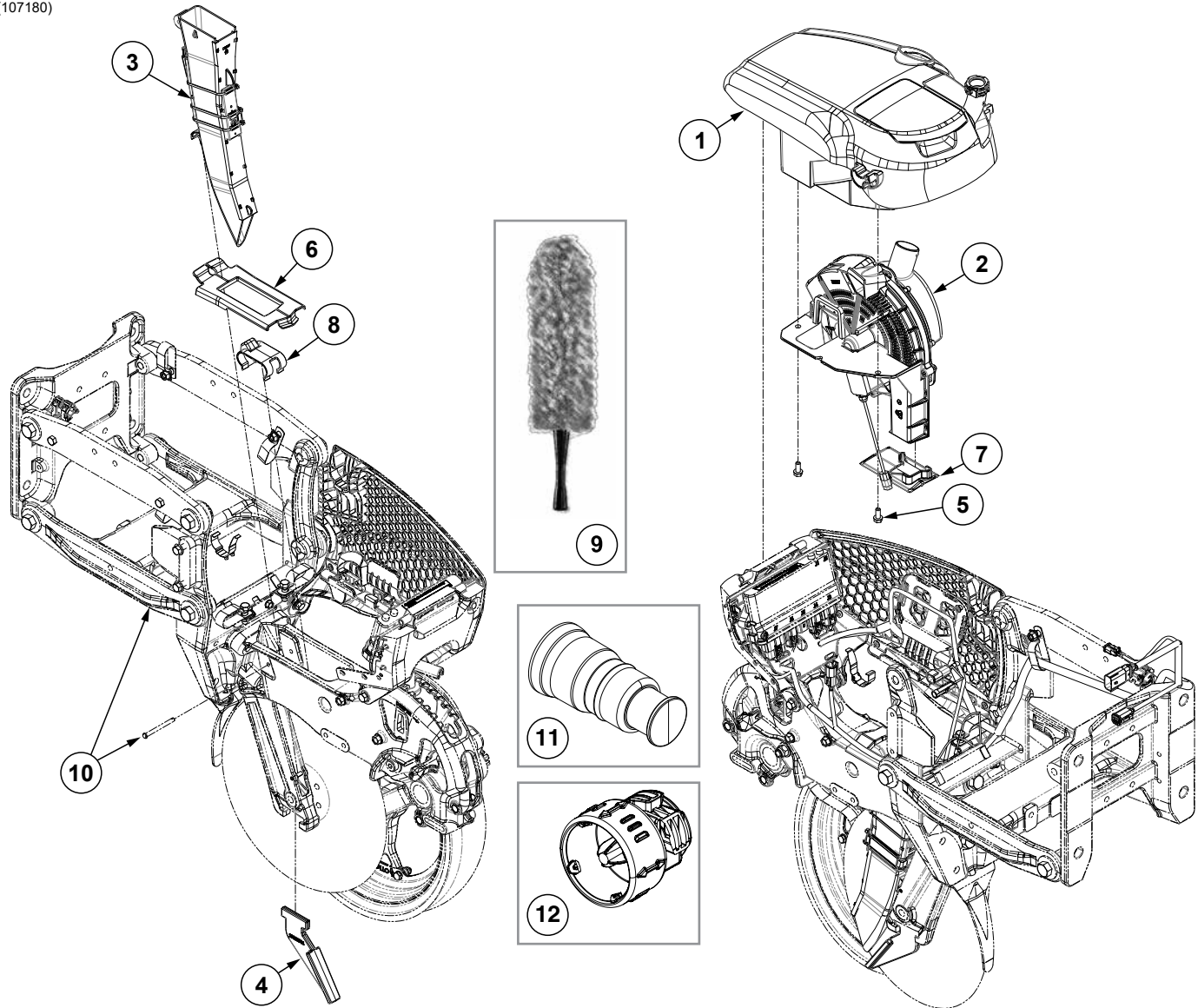
Liquid Fertilizer Level Sight Assembly, 750 Gallon . . . . P242  
Liquid Fertilizer Tank System, 500 Gallon . . . . . P237  
Liquid Fertilizer Tank System, 750 Gallon . . . . . P239  
Liquid Fertilizer Tube In Furrow . . . . . P288  
Manifold Row Flow Assembly . . . . . P285  
Manifold Y Strainer Assemblies . . . . . P280  
Orifice In-Line Housing Assembly . . . . . P287  
Pressure Regulator . . . . . P279  
Rear Trailer Hitch . . . . . P293  
Rear Trailer Hitch Plumbing . . . . . P291

**DECALS, PAINT, AND MISCELLANEOUS . . . . P295**

**NUMERICAL INDEX . . . . . P305**

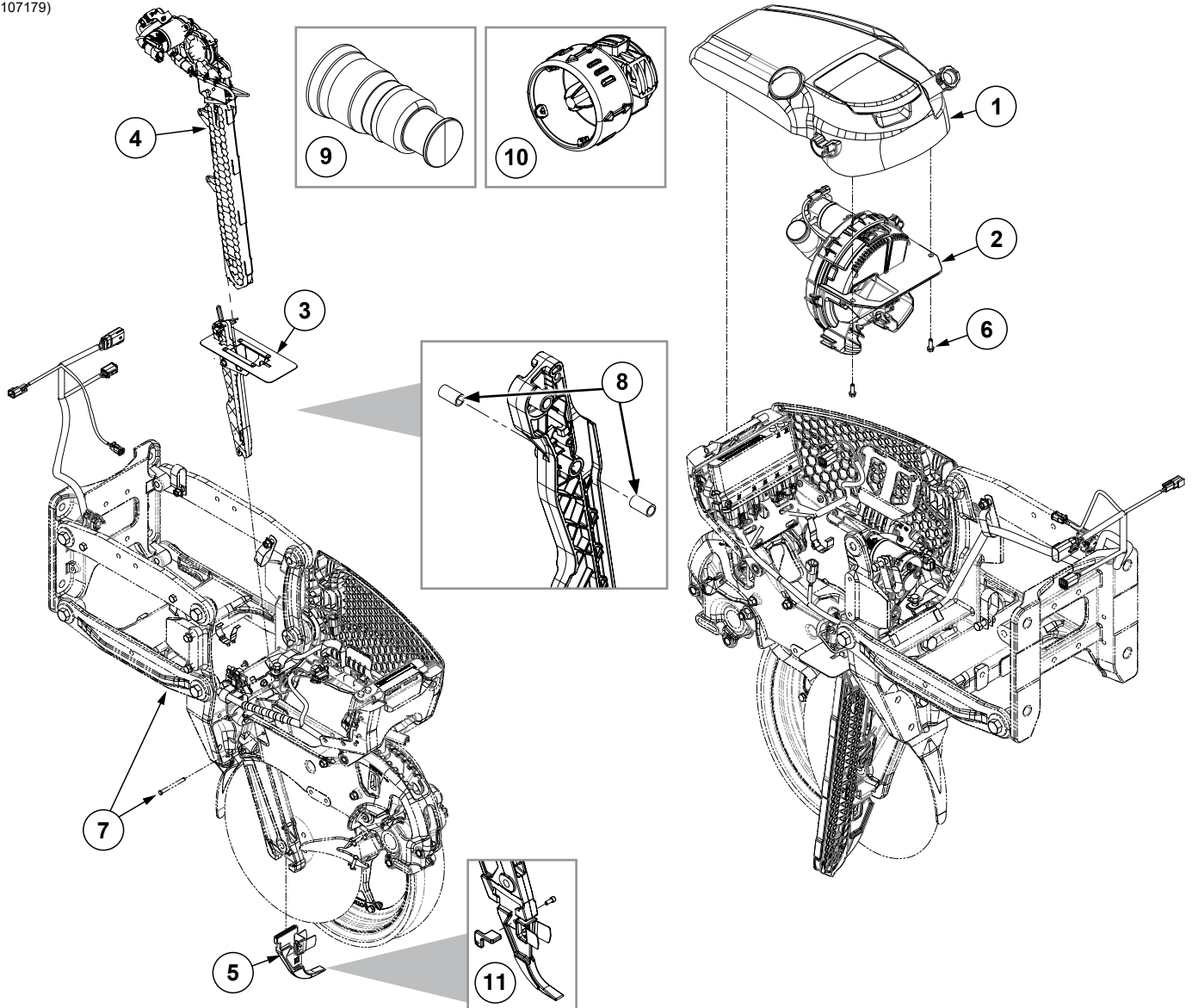


(107180)



ITEM	PART NO.	QTY. (Per Row)	DESCRIPTION
1	---	1	<a href="#">See "True Rate Hopper Assembly" on page P9</a>
2	---	1	<a href="#">See "True Rate Seed Meter" on page P11</a>
3	GA26539 GA20901	1	Seed Tube Assembly Seed Tube, No Sensor (Included W/GA26539)
4	G10035901	1	Scraper, Standard
5	G10720201	2	Hex Non-Serrated Flange Tapping Screw, 5/16"-14 x 3/4"
6	G10952501	1	Shank Seed Tube Debris Cover
7	G10710601	1	True Rate Meter Debris Cover
8	G10963201	1	Seed Tube Guide
9	G10475701	1	Seed Tube Brush, Microfiber
10	---	---	<a href="#">See "Base Row Unit Assembly" on page P3</a>
11	G10646601	---	Vacuum Hose Plug
12	G10701201	---	Bulk Fill Plug
A	700-01426		True Rate Base Row Unit, Includes Items 1-8 and 10

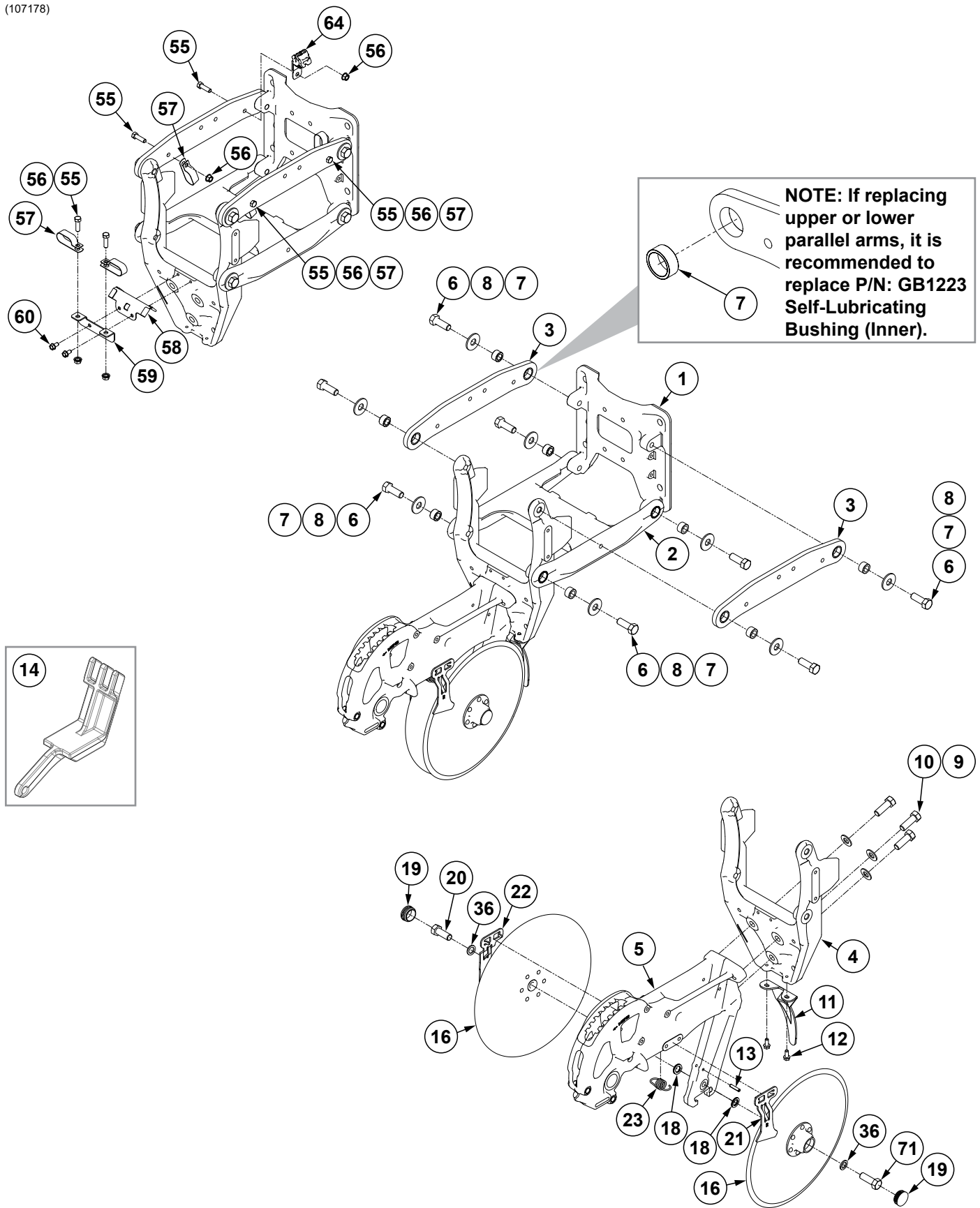
(107179)



ITEM	PART NO.	QTY. (Per Row)	DESCRIPTION
1	---	1	<a href="#">See "True Speed Hopper Assembly" on page P10</a>
2	---	1	<a href="#">See "True Speed Seed Meter" on page P19</a>
3	GA27008 GD36951 G11996	1 - -	Seed Delivery Rail Seed Delivery Spring Slotted Spring Pin, 3/16" x 2 1/4"
4	GA27002	1	<a href="#">See "True Speed Seed Delivery System W/Driver" on page P14</a>
5	G10418802 GD36963	1 -	Disc Opener Scraper Assembly Seed Delivery Guard (Included W/G10418802)
6	G10720301	2	Hex Non-Serrated Flange Tapping Screw, 1/4"-15 x 3/4"
7	---	---	<a href="#">See "Base Row Unit Assembly" on page P3</a>
8	GD36952-02	2	Spacer
9	G10646601	---	Vacuum Hose Plug
10	G10701201	---	Bulk Fill Plug
11	G1K774	---	Row Unit Scraper Shim Kit; Includes (1) Hex Socket Head Cap Screw, (1) Scraper Shim, and (1) Instruction Sheet

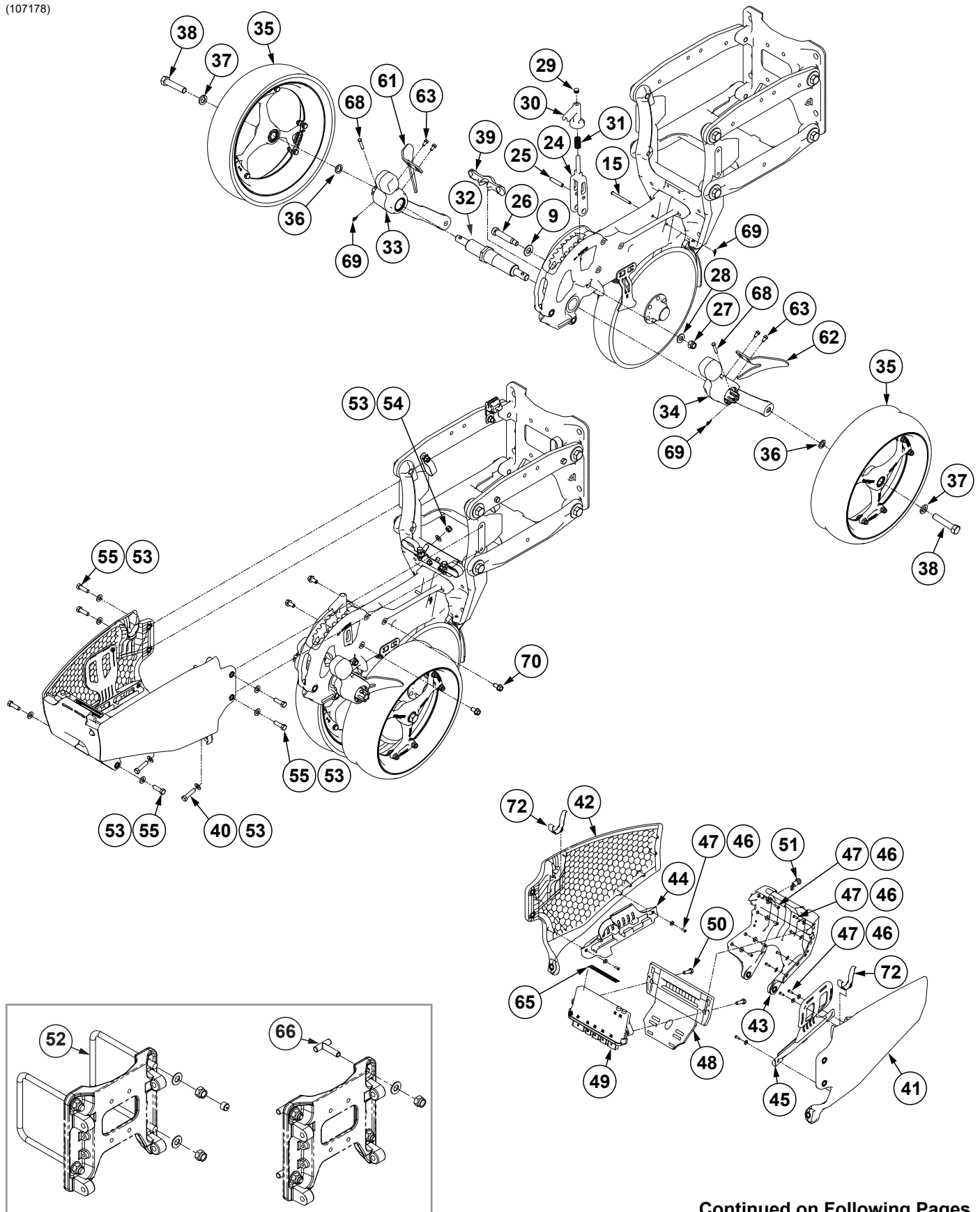
A	700-01427		True Speed Base Row Unit, Includes Items 1-8
---	-----------	--	--

(107178)





(107178)

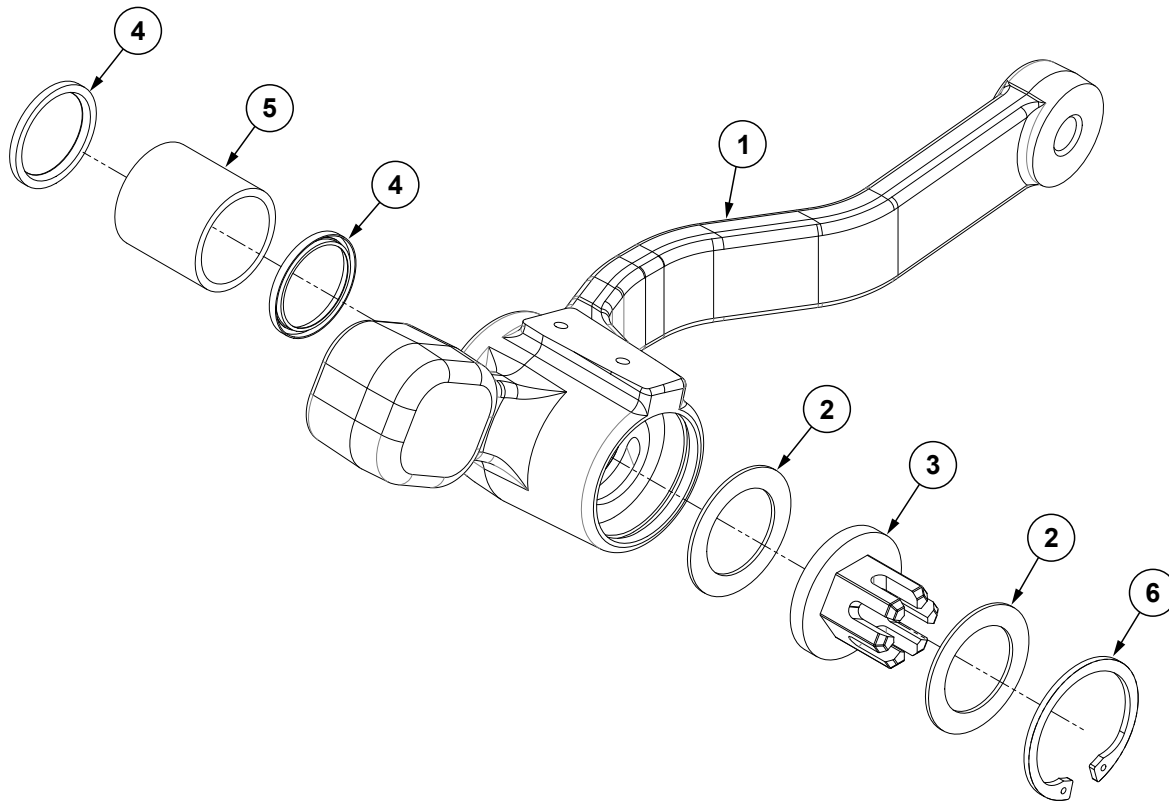


Continued on Following Pages.

ITEM	PART NO.	QTY. (Per Row)	DESCRIPTION
1	G10348601	1	Pull Unit Support
2	G10703601 GB1224	1 -	Lower Parallel Arm Assembly, Pull Row Unit (Included w/G10703601)
3	G10703501 GB1224	2 -	Upper Parallel Arm Assembly, Pull Row Unit (Included w/G10703601)
4	GD25071	1	Shank Yoke
5	G10659001 G10635001	1	Shank Bushing, .625" O.D. x .515" I.D. x .438" (Included W/G10659001)
6	G10141901	8	Hex Head Cap Screw, 5/8"-11 x 1 3/4", Grade 8
7	GB1223	8	Self-Lubricating Bushing
8	G11976	8	Flat Washer, 5/8" x 1 3/4"
9	G11391	4	Flat Washer, 5/8" SAE
10	G10005	3	Hex Head Cap Screw, 5/8"-11 x 1 3/4"
11	GD28390	1	Shield
12	G11539	2	Hex Socket Flange Cap Screw, 5/16"-18 x 3/4"
13	G11646	1	Slotted Spring Pin, 1/4" x 1 1/4"
14	G10885802	---	Row Unit Lock Up
15	G11465	1	Pin, 1/4" x 2 3/4"
16	G10018801 GA26920 GD11306 GD36860 GD36990	2 1 1 1 6	Disc and Bearing Assembly Bearing (Included W/G10018801) Disc Blade, 3.5 mm x 15" (Included W/G10018801) Bearing Housing (Included W/G10018801) Rivet, 1/4" x 9/16" (Included W/G10018801)
18	GD30725	8	Bushing
19	G10090401	2	Plastic Ribbed Hub Cap
20	G10915101	1	Hex Head Cap Screw, 5/8"-11 x 1 3/4", Grade 8 (L.H. Threads)
21	G10646401	1	R.H. Outer Scraper
22	G10646301	1	L.H. Outer Scraper
23	G10646501	1	Outer Disc Scraper Spring
24	G10335501	1	Depth Adjustment Lever
25	G10567901	1	Depth Adjust Pin
26	G10603601	1	Hex Socket Head Shoulder Screw, 5/8" x 2 1/2"
27	G10111	1	Lock Nut, 1/2"-13
28	G11389	1	Flat Washer, 1/2" Plated SAE
29	GD3612	1	Cap Plug
30	GB0266	1	Handle, Depth Adjustment
31	G10985901	1	Adjustment Handle Spring
32	G10957301	1	Gauge Wheel Spindle Shaft
33	---	1	<a href="#">See "Gauge Wheel Arm Assembly" on page P7</a>
34	---	1	<a href="#">See "Gauge Wheel Arm Assembly" on page P7</a>
35	G10322501	2	<a href="#">See "Spoked Gauge Wheel Assembly" on page P8</a>
36	G10397801	4	Special Machine Bushing, 5/8" x 1" O.D.
37	G10230	2	Lock Washer, 5/8"
38	G10010	2	Hex Head Cap Screw, 5/8"-11 x 3"
39	GB0265	1	Pivot Link, Depth Adjustment
40	G10003	2	Hex Head Cap Screw, 3/8"-16 x 1 1/2"
41	G10917301	1	Left Side Panel, Pull Row Unit
42	G10917401	1	Right Side Panel, Pull Row Unit
43	G10917501	1	Back Hopper Support, Pull Row Unit
44	G10911701	1	R.H. Wire Tray
45	G10780701	1	L.H. Wire Tray

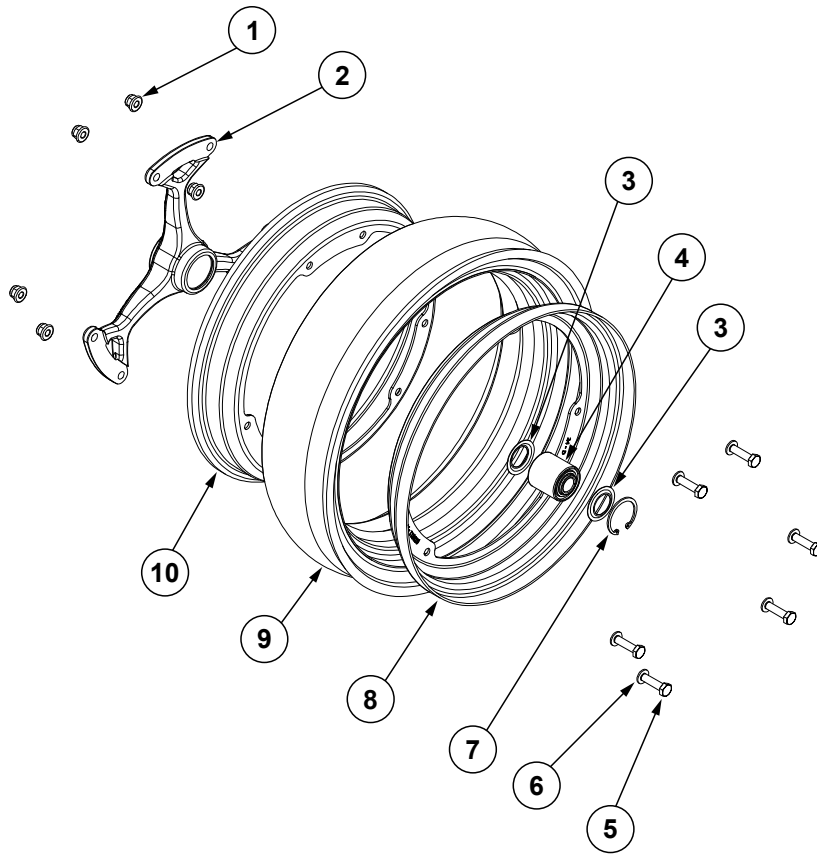
ITEM	PART NO.	QTY. (Per Row)	DESCRIPTION
46	G11961	13	Flat Washer, No. 8
47	G10972301	13	Torx Pan Head Tapping Screw, 8-18 x 1/2"
48	G10780801	1	IPN Mount
49	GA25949	1	IPN Module Assembly
50	G10019	2	Hex Head Cap Screw, 5/16"-18 x 1"
51	GA15485	1	Button
52	GD17039	-	U-Bolt, 7" x 7" x 5/8"-11
	G11391	-	Flat Washer, 5/8" SAE
	G10107	-	Lock Nut, 5/8"-11
	G10997801	-	Flexible Round Cap
53	G11387	10	Flat Washer, 3/8" SAE
54	G10108	2	Lock Nut, 3/8"-16
55	G10004	12	Hex Head Cap Screw, 3/8"-16 x 1 1/4"
56	G10622	6	Serrated Flange Nut, 3/8"-16
57	GD35449	5	Double Tube Clamp, 1"
58	G10720101	1	Wiring Guard
59	G10720001	1	Row Unit Wiring Hanger
60	G10986	2	Hex Non-Serrated Flange Cap Screw, 5/16"-18 x 5/8", Grade 5
61	G10538601	1	L.H. Gauge Wheel Scraper
62	G10538701	1	R.H. Gauge Wheel Scraper
63	G11356	4	Hex Socket Flange Cap Screw, 1/4"-20 x 1/2"
64	G10924201	1	Ratchet Clamp
65	---	1	<a href="#">See "Decals, Paint, and Miscellaneous" on page P295</a>
66	GA17660	-	T-Bolt, 5/8"-11 x 1 1/2"
	G11391	-	Flat Washer, 5/8" SAE
	G10107	-	Lock Nut, 5/8"-11
67	---	---	---
68	G10846901	2	Clevis Pin, 1/4" x 1 3/16"
69	G10847001	3	Locking Cotter Pin, 7/8" x 1/4"
70	G11123	4	Hex Serrated Flange Cap Screw, 3/8"-16 x 3/4"
71	G10915001	1	Hex Head Cap Screw, 5/8"-11 x 1 3/4", Grade 8
72	G10925601	2	Side Panel Wear Strip

(107044)



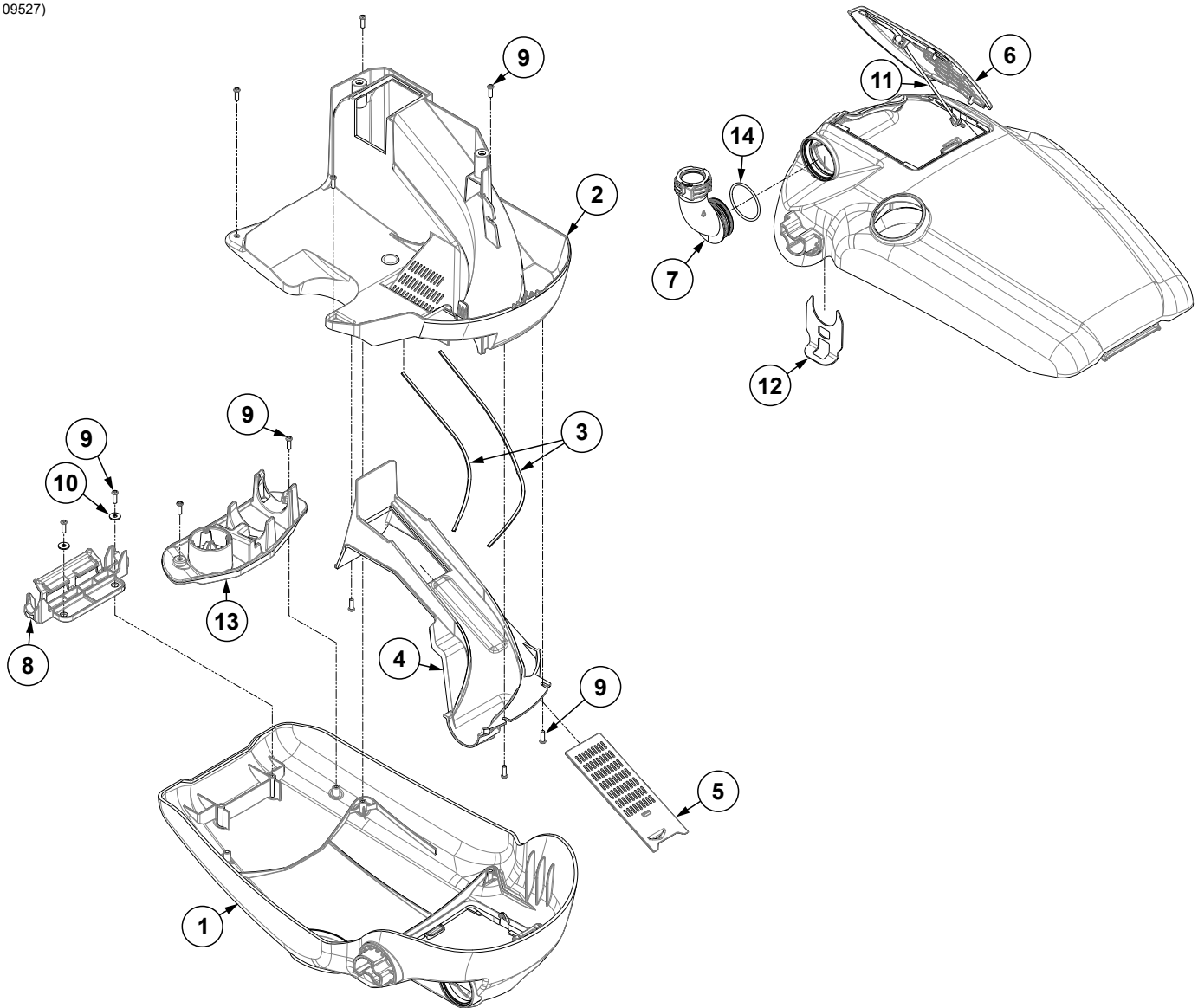
ITEM	PART NO.	QTY.	DESCRIPTION
1	G10901501	1	R.H. Gauge Wheel Arm
	G10901401	1	L.H. Gauge Wheel Arm
2	G10937901	2	Spacer
3	G10957401	1	Gauge Wheel Arm Adjustment Nut
4	G10815901	2	Gauge Wheel Arm Seal
5	G10463301	1	Bushing
6	G10538401	1	Internal Retaining Ring
A	G10704302	-	L.H. Gauge Wheel Arm Assembly, Items 1-6
	G10704402	-	R.H. Gauge Wheel Arm Assembly, Items 1-6

(103225)



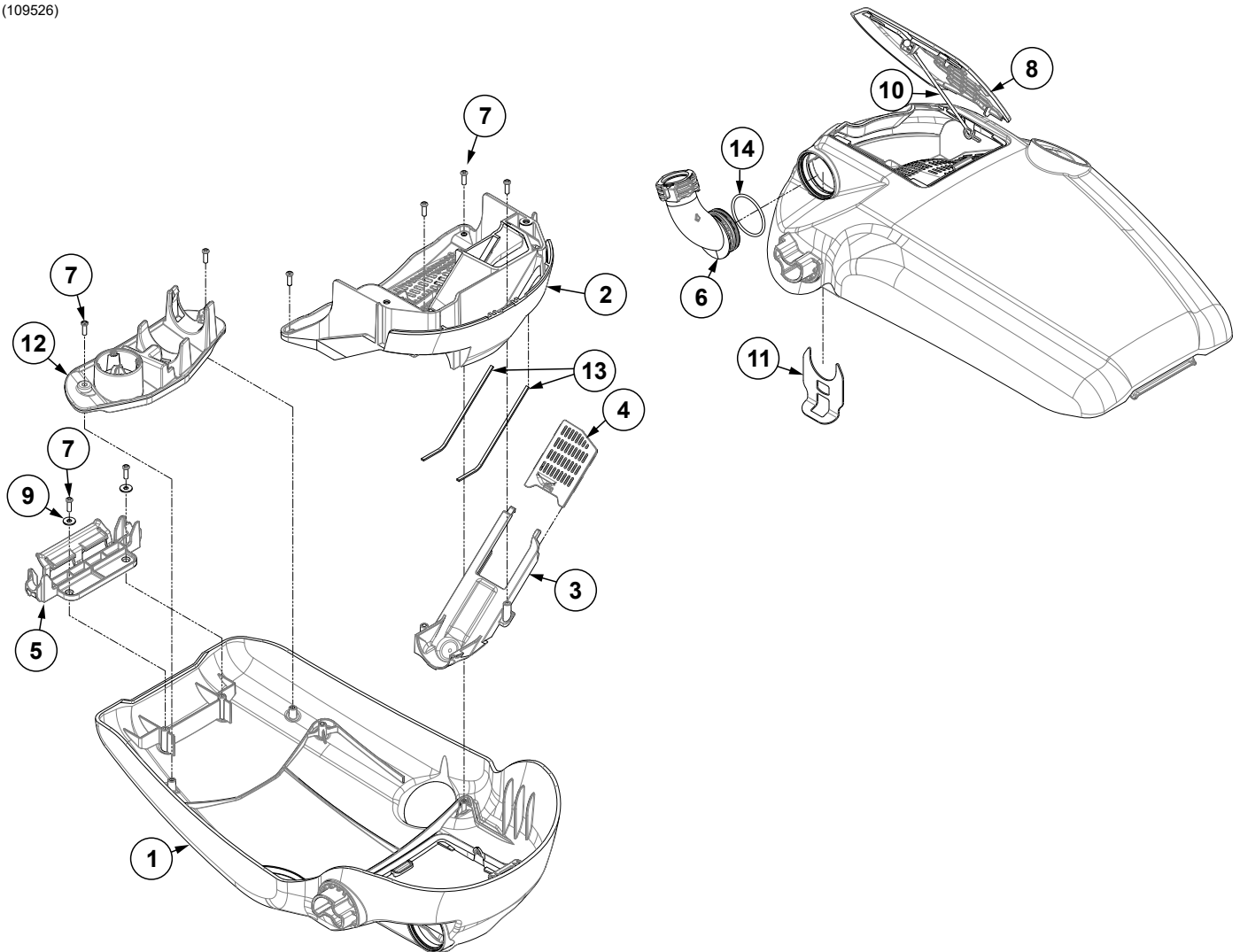
ITEM	PART NO.	QTY. (Per Row)	DESCRIPTION
1	G10335001	6	Flange Wheel
2	G10322501	1	Flange Hub
3	GD36713	2	Gauge Wheel Dust Shield
4	GA6171	1	Bearing
5	G10335101	6	Screw, M8 x 30/8.8
6	G11386	6	Flat Washer, 5/16" SAE
7	G10335201	1	Elastic Ring
8	G10334801	1	Flange Wheel
9	G10028601	1	Tire, 4 1/2" x 16
10	G10334901	1	Flange Wheel
A	G10322501	-	Spoke Gauge Wheel Assembly (Items 1-10)

(109527)



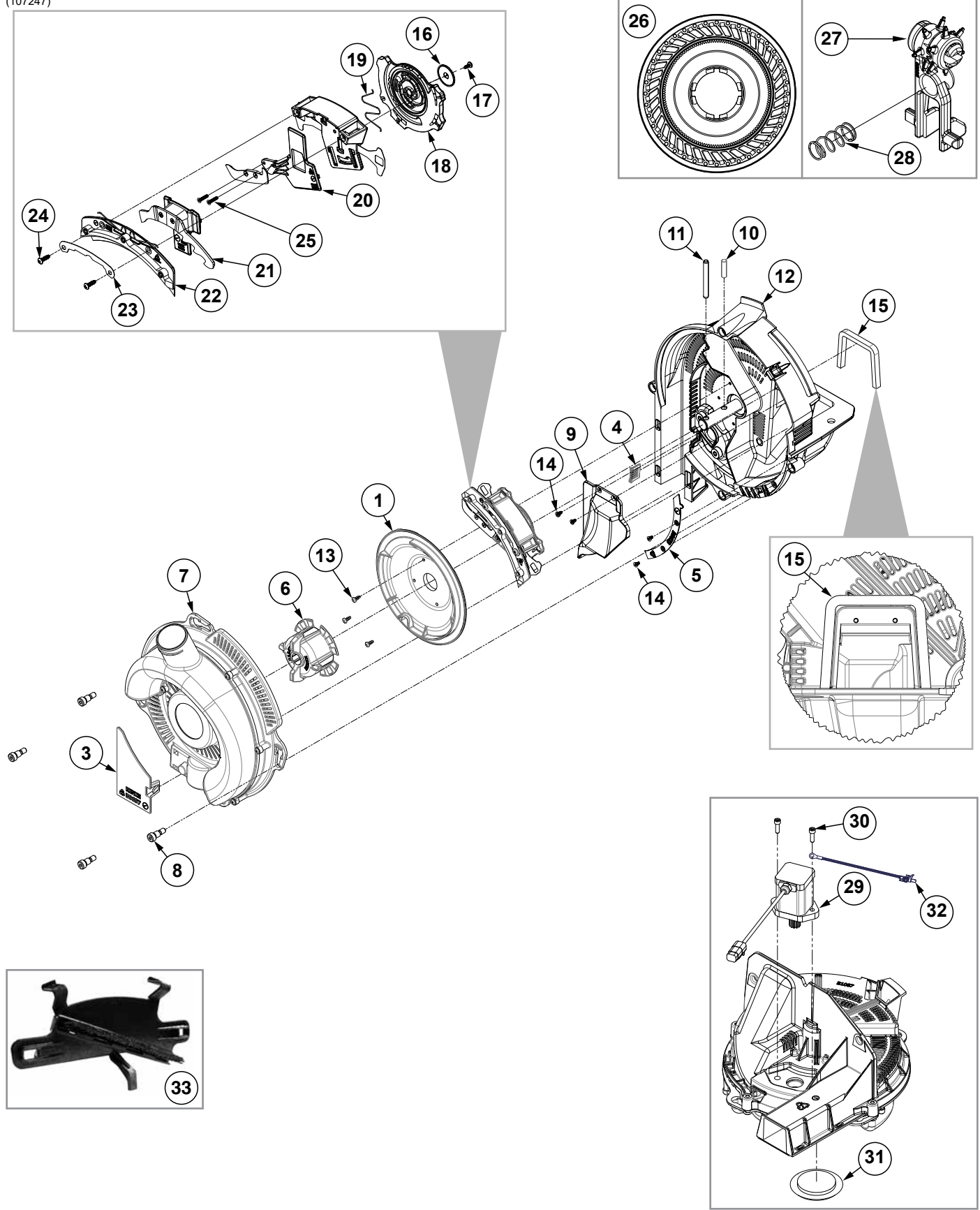
ITEM	PART NO.	QTY. (Per Row)	DESCRIPTION
1	G10948901	1	True Rate Hopper Cover
2	G10949101	1	True Rate Hopper, 5000 Series
3	G10962002	1	Adhesive Back Foam, .125" x .063" x 22"
4	G10949301	1	True Rate Hopper Diffuser
5	G10645601	1	True Rate Hopper Diffuser Door
6	G10645701	1	Mini-Hopper Lid
7	G10949401	1	Bulk Fill Swivel Elbow
8	G10939201	1	Hopper Latch, Black
9	G10701401	11	Torx Pan Head Tapping Screw, 8-18 x 1/2"
10	G11961	2	Flat Washer, No. 8
11	GB1247	1	Tether
12	G10949501	1	Bulk Fill Retention Clip
13	G10701301	1	Plug Holder
14	G10962101	1	O-Ring, No. 131

(109526)



ITEM	PART NO.	QTY. (Per Row)	DESCRIPTION
1	G10948801	1	True Speed Hopper Cover
2	G10949001	1	True Speed Hopper, 5000 Series
3	G10949201	1	True Speed Hopper Diffuser
4	G10645101	1	True Speed Hopper Diffuser Door
5	G10939201	1	Hopper Latch, Black
6	G10949401	1	Bulk Fill Swivel Elbow
7	G10701401	8	Torx Pan Head Tapping Screw, 8-18 x 1/2"
8	G10645701	1	Mini-Hopper Lid
9	G11961	2	Flat Washer, No. 8
10	GB1247	1	Tether
11	G10949501	1	Bulk Fill Retention Clip
12	G10701301	1	Plug Holder
13	G10962001	1	Adhesive Back Foam, .125" x .063" x 10"
14	G10962101	1	O-Ring, No. 131

(107247)





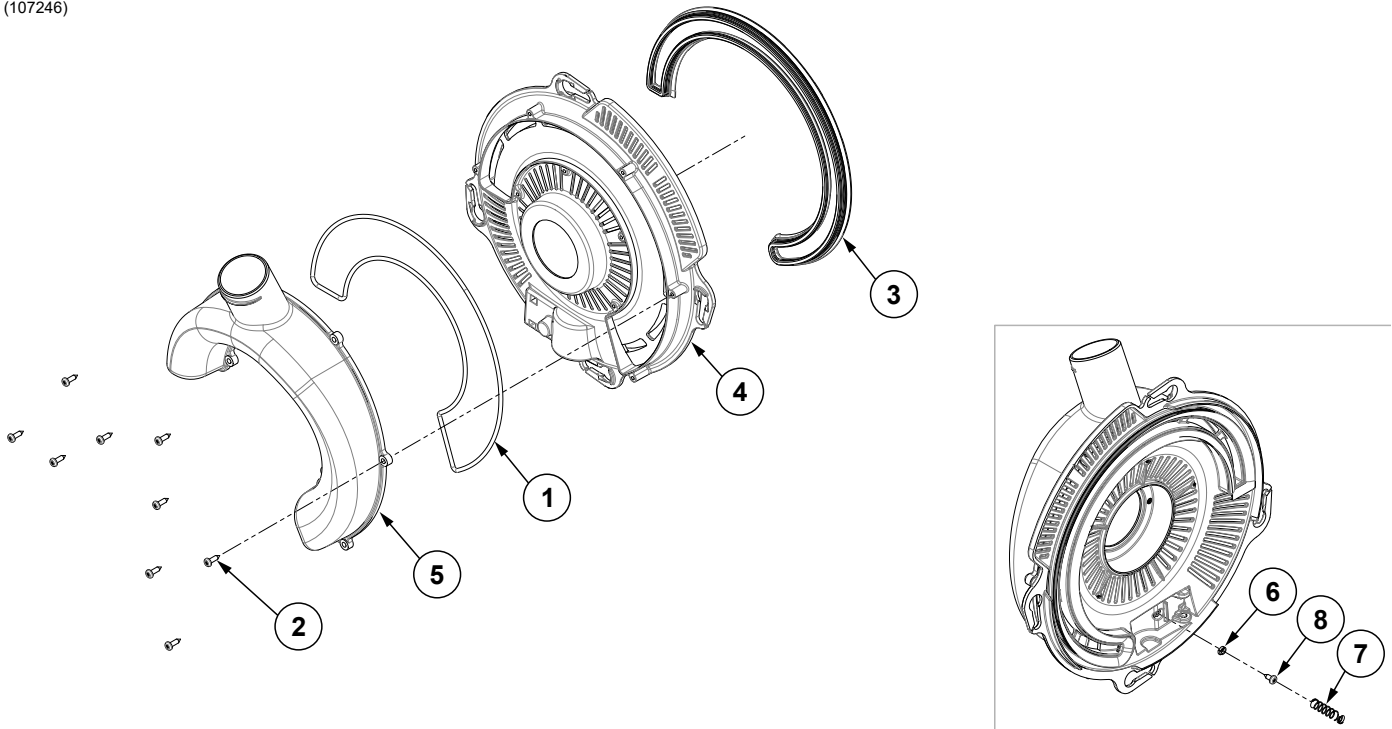
## True Rate Seed Meter

M0320-02

Model 5700

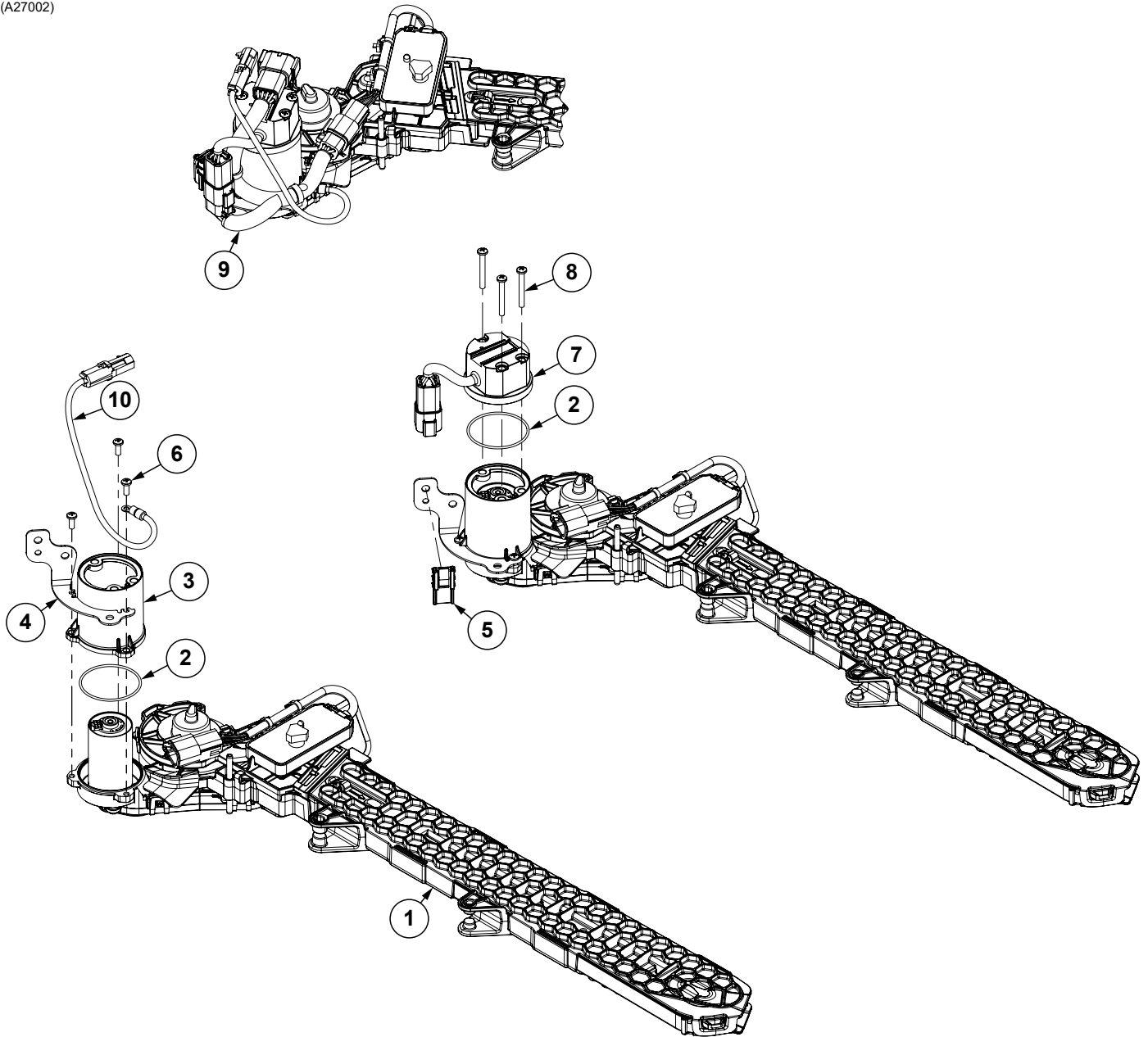
ITEM	PART NO.	QTY.	DESCRIPTION
1	G10950601	1	Shield
2	---	---	---
3	GB0697	1	Chute Cover
4	GB0780	1	Brush
5	GB0823	1	Baffle
6	GB1147	1	Disc Hub
7	---	1	<a href="#">See "True Rate Meter Cover Assembly" on page P13</a>
8	G11172	4	Hex Socket Head Shoulder Screw, ¼"-20 x ¾", Stainless Steel
9	G10950501	1	True Rate Baffle
10	G11448	1	Pin, ¼" x 1"
11	G10475	1	Spring Pin, ¼" x 2¼"
12	G10958801 GA16701	1	Meter Housing W/Bearing Bearing (Included W/G10958801)
13	G11965	3	Torx Pan Head Tapping Screw, No. 6-19 x ¾"
14	G11618	4	Torx Flat Head Tapping Screw, No. 6-19 x ¼"
15	GD34774	1	Meter Gasket
16	GB0810	1	Singulator Adjustor Retainer
17	G11517	1	Phillips Pan Head Tapping Screw, 6-19 x ⅝"
18	GB0957	1	Singulator Adjustor
19	GD26960	1	Wire Form Spring
20	GB0921	1	Lower Blade
21	GB0958	1	Outer Blade
22	GA24676	1	Singulator Guide Assembly
23	GD29657	1	Retainer
24	G11578	2	Phillips Pan Head Tapping Screw, No. 8-18 x ½"
25	G11693	2	Torx Flat Head Machine Screw, No. 4-40 x ½"
26	G11152X G11047X G11154X G11153X G11105X G11106X  G11107X  GB1237 GB1231 G11048X G11042X G11332X	1 - - - - -  -  - - - - -	Seed Disc, Corn (40 Cell) Light Blue Color-Coded, Ejector Wheel, and Spring Seed Disc, Soybean (120 Cell) Black Color-Coded, Ejector Wheel, and Spring Seed Disc, Sugar Beets/Milo, Dark Orange Color-Coded, Ejector Wheel, and Spring Seed Disc, Sunflower (40 Cell) Gray Color-Coded, Ejector Wheel, and Spring Seed Disc, Cotton (60 Cell) Green Color-Coded, Ejector Wheel, and Spring Seed Disc, Black Turtle, Navy Edible Bean and Popcorn (60 Cell) Brown Color-Coded, Ejector Wheel, and Spring  Seed Disc, Pinto, Great Northern Edible Beans, and Soybean (60 Cell) Dark Blue Color Coded, Ejector Wheel, and Spring  Anti-Static Blank Seed Disc Blank Seed Disc Seed Disc, Soybean (60 Cell) Black Color-Coded Seed Disc, Wheat (54 Cell) Purple Color-Coded Seed Disc, Wheat (231 Cell) Red Color-Coded, Ejector Wheel, Spring, and Wheat Brush Singulator (Item 42)
27	G10665101 G10483401 G10665001 G10664901 G10614301 G10483201 GA26989 G10936101	- - - - - - - -	Ejector Arm, Corn Ejector Arm, Soybean (120 Cell) Ejector Arm, Sunflower Ejector Arm, Beets/Milo Ejector Arm, Black Turtle, Navy, Pinto, Great Northern Edible Bean, Popcorn Ejector Arm, Soybean (60 Cell) Ejector Arm, Wheat (54 Cell) Ejector Arm, Wheat (231 Cell)
28	G10483101	-	Compression Spring
29	G10494201		Meter Stepper Motor
30	G11588		Hex Socket Head Cap Screw, No. 10-24 x ⅝"
31	GD29425		Dust Cap
32	GA20711		Seed Meter Motor ESD Drain Harness
33	G10983301 G10983101 G10983201	1 1 1	Wheat Brush Singulator Assembly Wheat Brush Mount (Included W/G10983301) Brush (Included W/G10983301)

(107246)



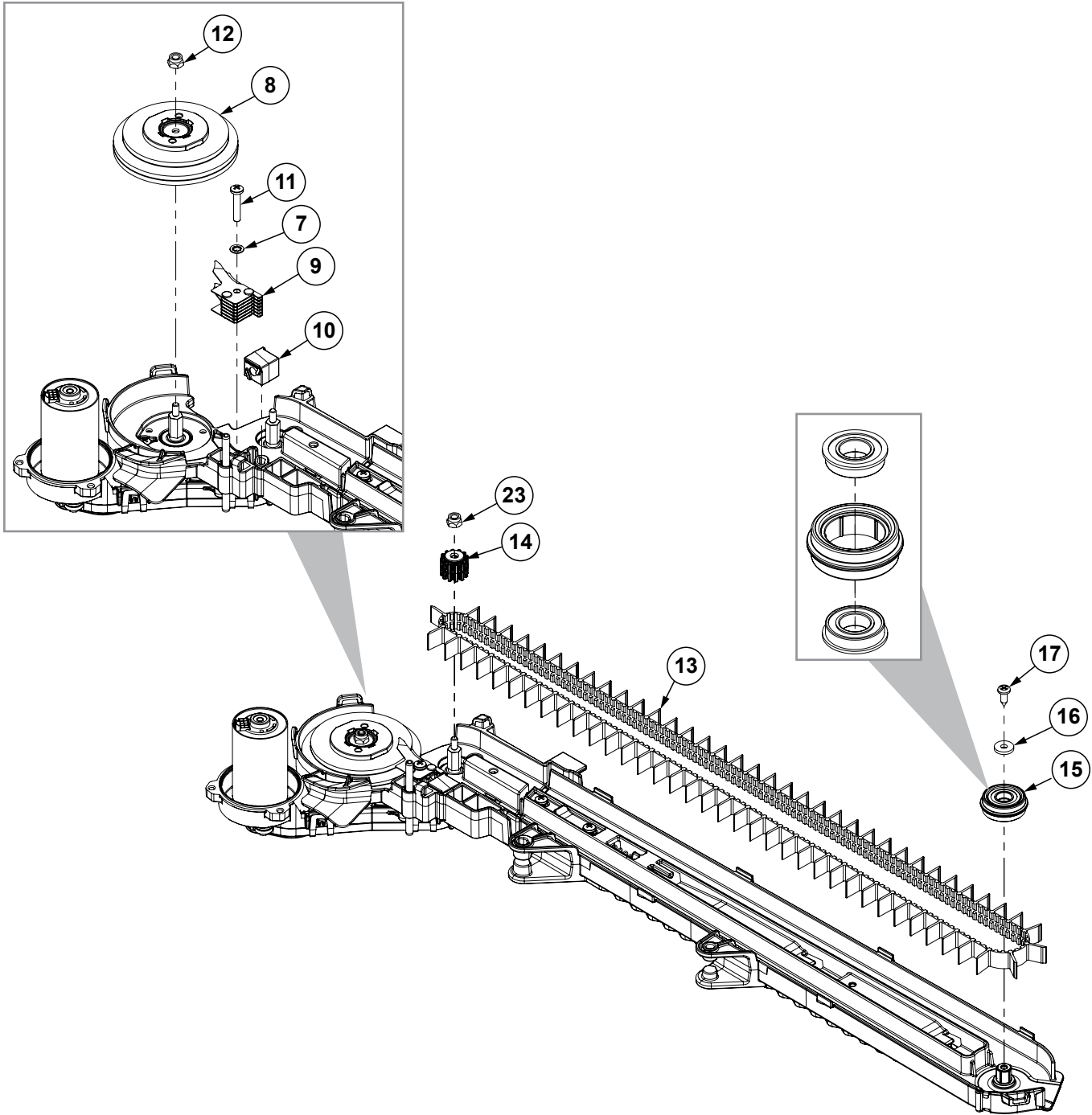
ITEM	PART NO.	QTY.	DESCRIPTION
1	GD26593	1	Gasket Housing
2	G11556	9	Phillips Pan Head Tapping Screw, 6-19 x 1/2"
3	GB0676	1	Lip Seal
4	GB0920	1	Cover
5	G11061301	1	Vacuum Inlet, True Rate
6	GB0907	1	Retainer Spring
7	G10483101	1	Ejector Spring
8	G11619	1	Phillips Pan Head Tapping Screw, No. 6-19 x 3/8"

(A27002)

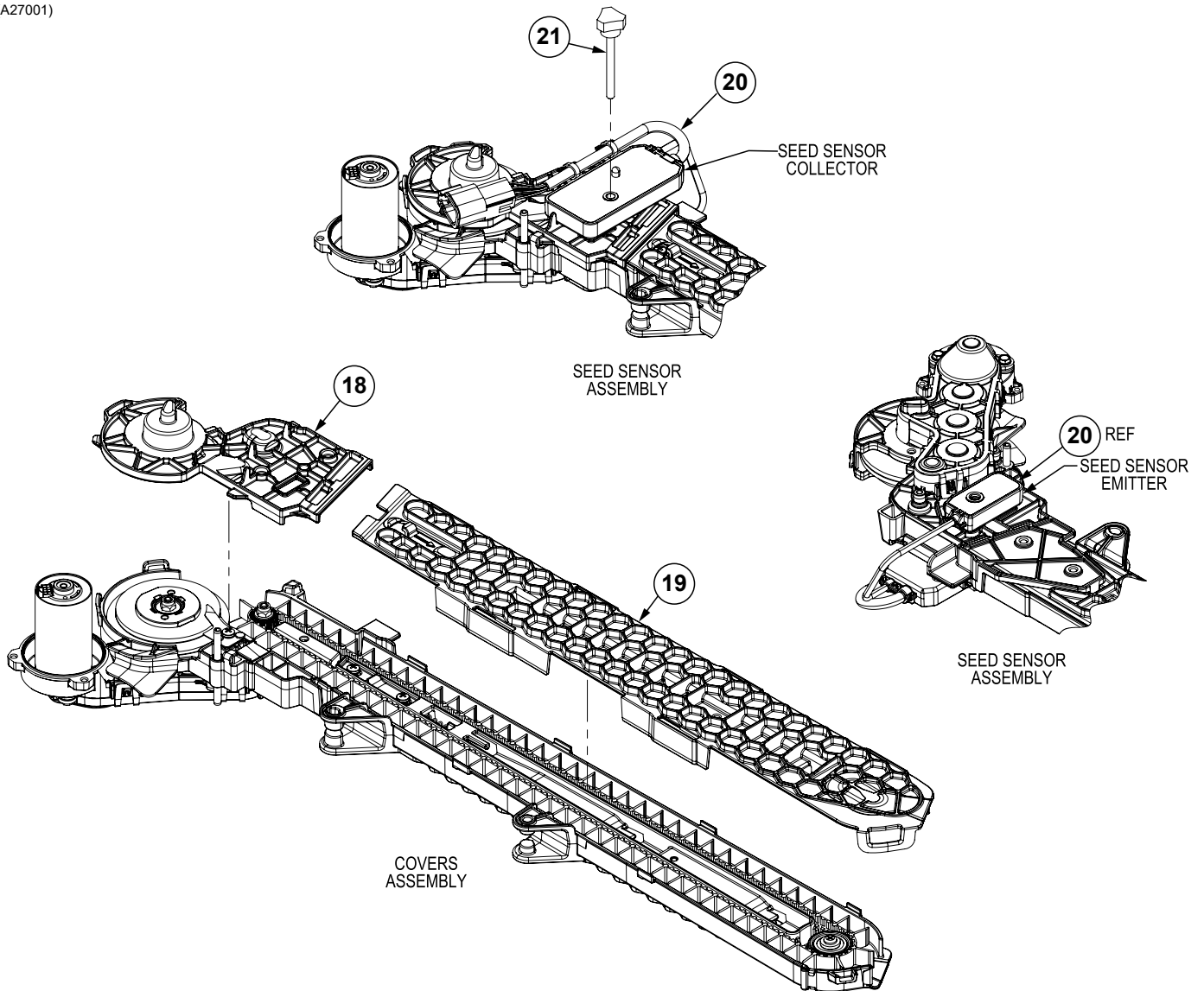


ITEM	PART NO.	QTY.	DESCRIPTION
1	GA27001	1	<a href="#">See "True Speed Seed Delivery System Assembly" on page P15</a>
2	GB1291	2	O-Ring
3	GB1289	1	BLDC Cover Housing
4	GD36961	1	Harness Routing Bracket
5	GD26293	-	Attachment Clip
6	G11981	-	Phillips Pan Head Machine Screw, #8-32 x 1/2"
7	G10429001	1	Motor Driver Assembly
8	G11960	3	Phillips Pan Head Machine Screw #8-32 x 1 1/2", Stainless Steel
9	GA26980	1	True Speed Seed Tube
10	G10213502	1	True Speed ESD Ground Strap Harness
A	G10749X	-	Seed Delivery System W/Driver (Items 1-10)

(A27001)



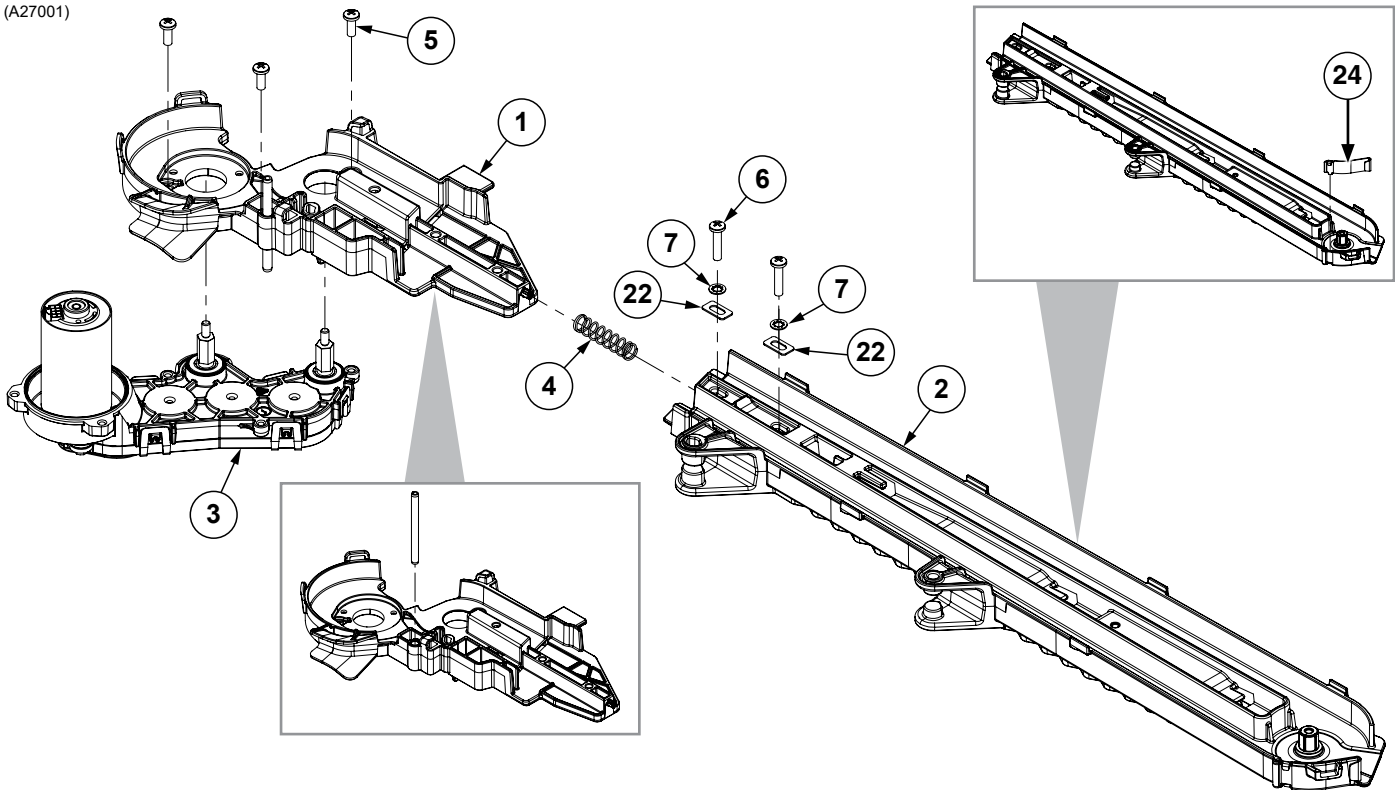
(A27001)



ITEM	PART NO.	QTY.	DESCRIPTION
1	GA27133	1	Seed Delivery Upper Housing Assembly
	G10208201	1	Seed Delivery Upper Housing (Included W/GA27133)
	G11996	1	Spring Slot Pin, 3/16" x 2 1/4" (Included W/GA27133)
2	GA27084	1	Seed Delivery Lower Housing Assembly
	GB1250	1	Seed Delivery Lower Housing (Included W/GA27084)
3	G10545501	1	Seed Delivery Gearcase Assembly
4	GD36938	1	Belt Tensioner Spring
5	G11981	3	Phillips Pan Head Machine Screw, No. 8-32 x 1/2"
6	G11067	2	Phillips Pan Head Machine Screw, No. 8-32 x 3/4", Stainless Steel
7	G11995	3	Internal Tooth Washer, No. 8, Stainless Steel
8	GA27005	1	Brush Wheel Assembly
9	GA27004	1	Brush Wheel Comb Assembly
10	GB1257	1	Seed Relief Scrubber
11	G10425701	1	Phillips Pan Head Machine Screw, No. 8-32 x 7/8", Black Oxide
12	G11202	2	Lock Nut W/Nylon Insert, No. 8-32, Stainless Steel

Continued on Following Page.

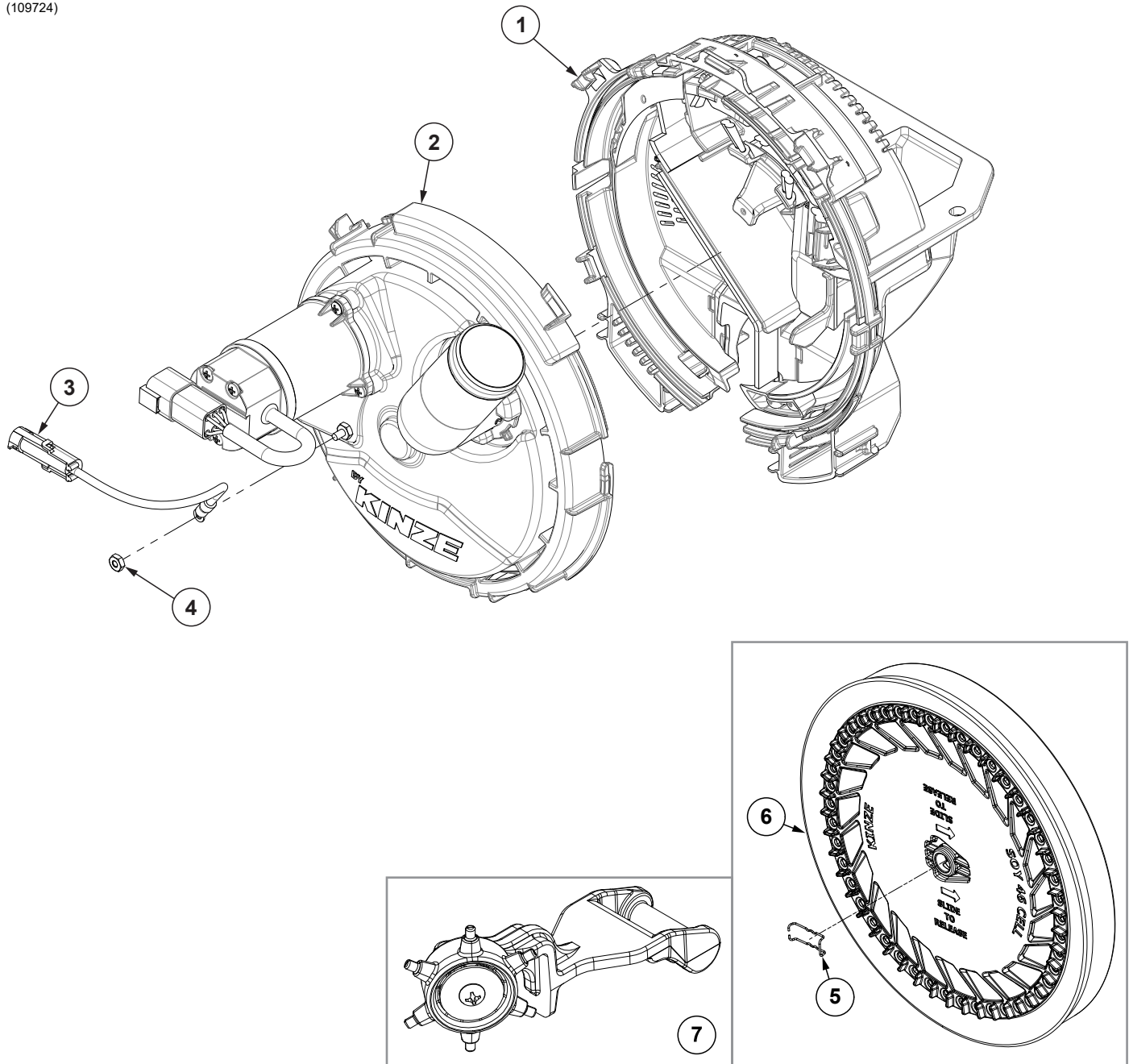
(A27001)



ITEM	PART NO.	QTY.	DESCRIPTION
13	GB1256	1	Seed Delivery Belt
14	G10218301	1	Belt Drive Sprocket
15	GA27134	1	Seed Delivery Idler Pulley Assembly
	GB1255	1	Seed Deliver Idler Pulley (Included W/GA27134)
16	G10425501	1	Washer, 12 MM O.D. x 4.3MM I.D. x 1MM
17	G10425401	1	Phillips Flat Head Tapping Screw, No. 8-18 x 1/2"
18	G10208301	1	Seed Delivery Upper Cover
19	GB1251	1	Seed Delivery Lower Cover
20	GA27003	1	Seed Sensor Assembly
21	G10230701	1	Hex Socket Head Cap Screw, No. 10-24
	G10060301	1	Knob, No. 10
22	G10366201	2	Slotted Rectangular Washer
23	G11729	1	Hex Lock Nut, No. 6-32
24	GD36936	1	Wear Strip
A	GA27001	1	Seed Delivery System Assembly, Items 1-21

**This page left blank intentionally.**

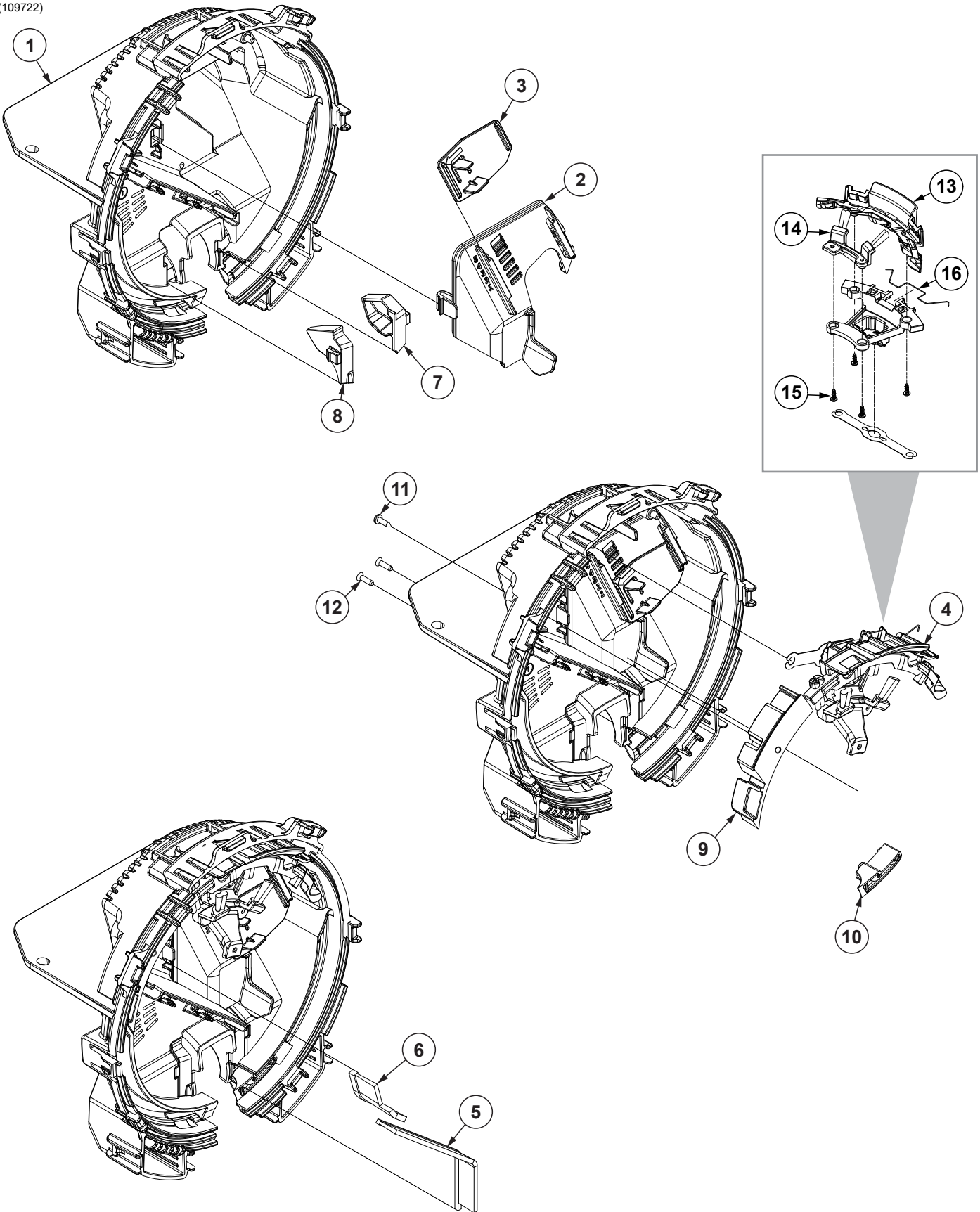
(109724)





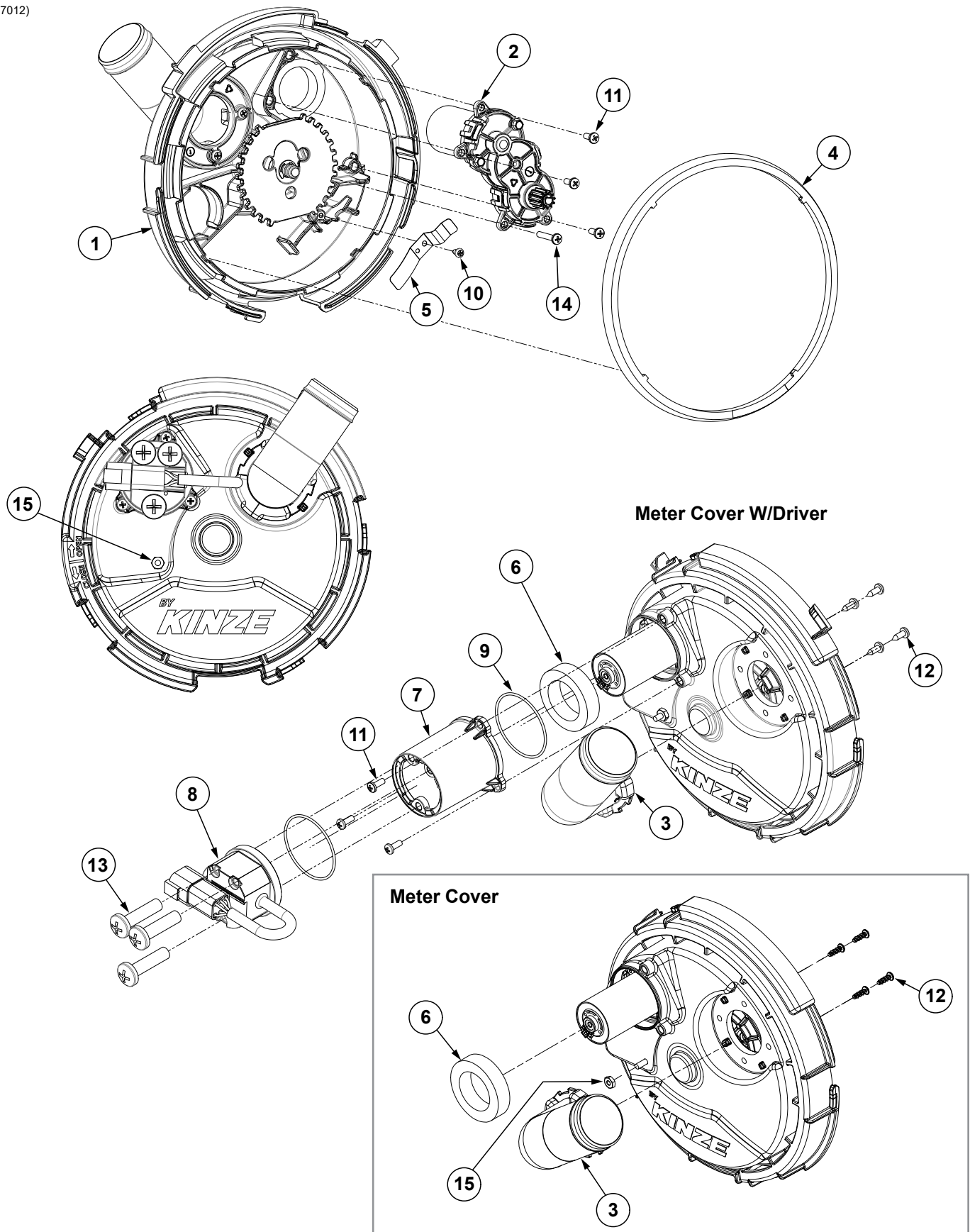
ITEM	PART NO.	QTY.	DESCRIPTION
1	---	1	<a href="#">See "True Speed Meter Housing" on page P21</a>
2	---	1	<a href="#">See "True Speed Meter Cover" on page P23</a>
3	G10213501	1	True Speed ESD Ground Strap Harness
4	G10928	1	Hex Nut, No. 8-32, Stainless Steel
5	G10318701	1	Seed Disc Retention Clip (Included W/Item 6)
6	G10892X	-	Seed Disc, Corn, 32 Cell (Light Blue Color-Coded) and Ejector Assembly
	G10894X	-	Seed Disc, Soybean, 46 Cell (Black Color-Coded) and Ejector Assembly
	G10893X	-	Seed Disc, Soybean, 92 Cell (Black Color-Coded) and Ejector Assembly
	G10992X	-	Seed Disc, Cotton, 46 Cell (Green Color-Coded) and Ejector Assembly
	G10860X	-	Seed Disc, Sugar Beets/Milo, 46 Cell (Orange Color-Coded) and Ejector Assembly
	G11124X	-	Seed Disc, Sunflower, 23 Cell (Yellow Color-Coded) and Ejector Assembly
7	G10177501	-	Ejector Assembly, 32 Cell Corn (Included W/G10892X)
	G10177701	-	Ejector Assembly, 46 Cell Soybean (Included W/G10894X)
	G10177601	-	Ejector Assembly, 92 Cell Soybean (Included W/G10893X)
	GA27002	-	Ejector Assembly, 46 Cell Cotton (Included W/G10992X)
	GA27023	-	Ejector Assembly, 46 Cell Sugar Beets (Included W/G10860X)
	G10618501	-	Ejector Assembly, 23 Cell Sunflower (Included W/G11124X)
A	G11400X	1	True Speed Meter W/Driver Assembly, Items 1-4

(109722)



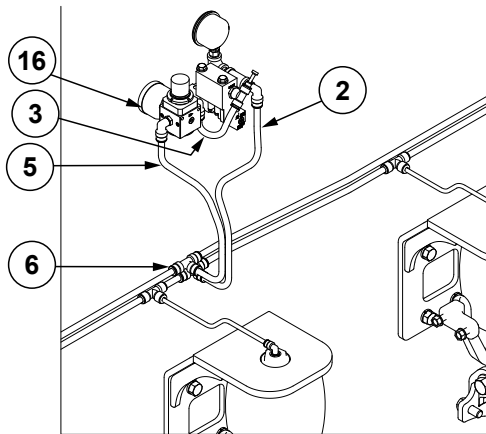
ITEM	PART NO.	QTY.	DESCRIPTION
1	G10208401	1	Meter Housing
2	GB1275	1	Meter Baffle
3	GB1276	1	Door Baffle
4	GA27013	1	Singulator Assembly (Includes Items 13-14)
5	GD36954	1	Meter Wall Brush, Large
6	G10459801	1	Meter Wall Brush, Small
7	GB1307	1	Meter Housing Plug
8	GB1306	1	Meter Housing Plug
9	G10153101	1	Upper Seed Relief Insert
10	G10949902	1	Lower Seed Relief Insert
11	G11556	1	Phillips Pan Head Tapping Screw, 6-19 x 1/2"
12	G10181201	2	Phillips Pan Head Tapping Screw, No. 6-19 x 1/2"
13	GA27015	1	Outer Singulator Brush (Included W/Item 4)
14	GA27014	1	Inner Singulator Brush (Included W/Item 4)
15	G11619	4	Phillips Pan Head Tapping Screw, No. 6-19 x 3/8"
16	G10320201	1	Singulator Spring

(A27012)

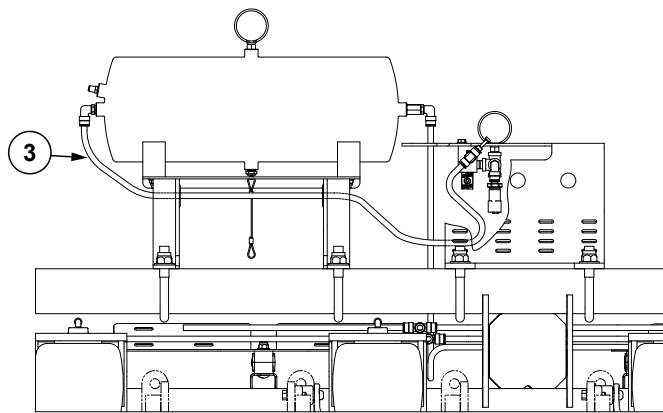


ITEM	PART NO.	QTY.	DESCRIPTION
1	G10320401	1	Meter Cover W/Bearing Assembly
2	G10545601	1	Meter Gearcase Assembly
	GA27007	-	BLDC Motor (Included W/G10545601)
	GB1288	-	Meter Pinion Gear (Included W/G10545601)
	G11994	-	External Side Mount Retaining Ring (Included W/G10545601)
	G10263501	-	Hex Serrated Flange Machine Screw, No. 6-32 x 5/8", Grade 5 (Included W/G10545601)
3	GB1281	1	Vacuum Elbow
4	GB1282	1	Meter Seal
5	GD36959	1	Ejector Arm Retention Spring
6	G10108302	1	Motor Foam Seal
7	GB1289	1	BLDC Cover Housing
8	G10429001	1	Motor Driver Assembly
9	GB1291	2	O-Ring
10	G11619	1	Phillips Pan Head Tapping Screw, No. 6-19 x 3/8"
11	G10724301	6	Phillips Pan Head Machine Screw, No. 8-32 x 7/16"
12	G11578	4	Phillips Pan Head Tapping Screw, No. 8-18 x 1/2"
13	G11297	3	Phillips Pan Head Machine Screw #8 - 32 x 1 3/8", Stainless Steel
14	G11201	1	Phillips Pan Head Machine Screw, No. 8-32 x 1", Stainless Steel
15	G10928	1	Hex Nut, No. 8-32, Stainless Steel

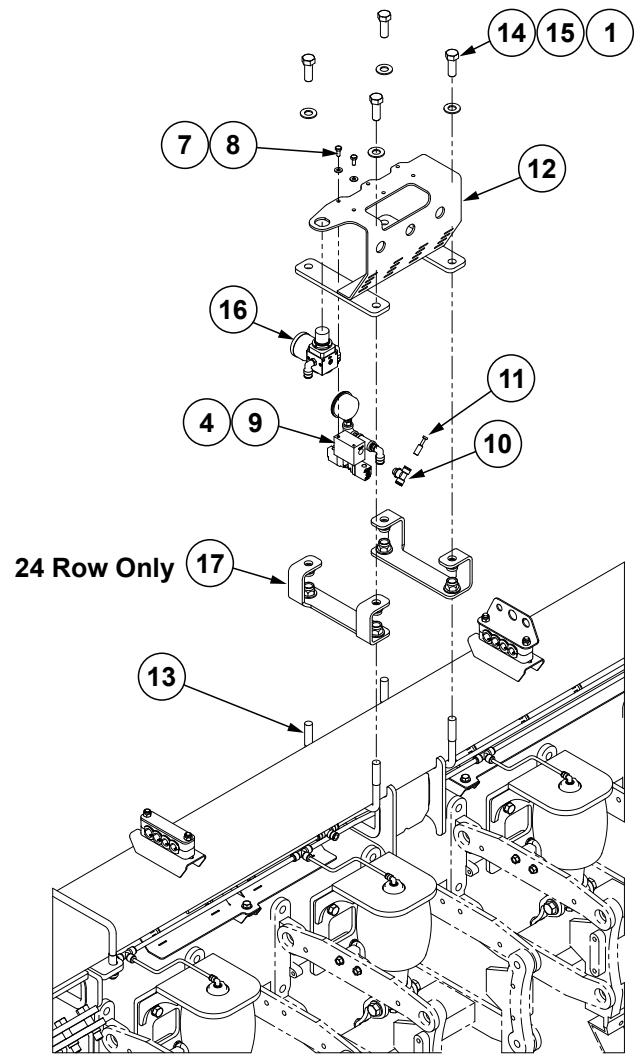
(108240)



Pneumatic Down Pressure Air Supply  
W/Yetter Air Compressor



Pneumatic Down Pressure Air Supply  
W/Electric Compressor

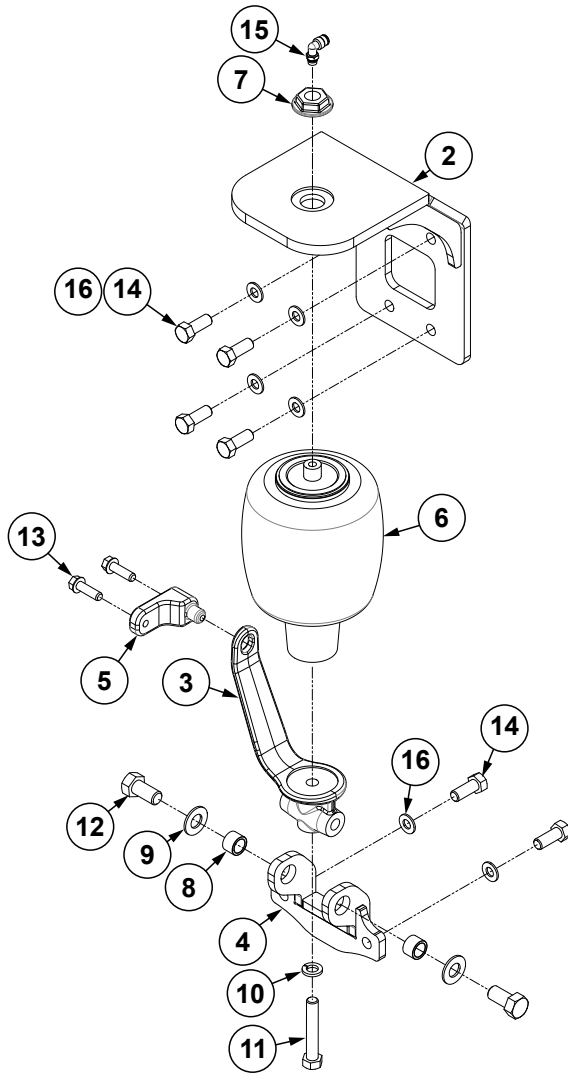


24 Row Only

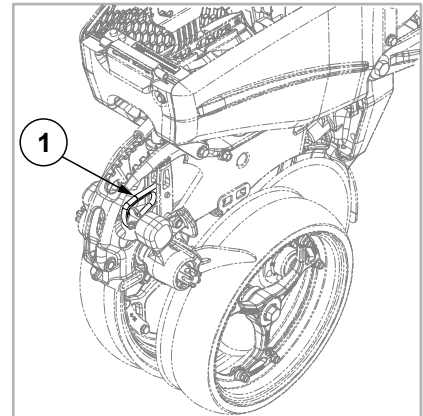
24 Row Shown

ITEM	PART NO.	QTY.	DESCRIPTION
1	G10005	4	Hex Head Cap Screw, 5/8"-11 x 1 3/4"
2	---	1	<a href="#">See "Airline Fittings and Hoses" on page P34</a>
3	---	1	<a href="#">See "Airline Fittings and Hoses" on page P34</a>
4	G10820101	1	PDP Control/Sensor Harness, 74.5"
5	---	1	<a href="#">See "Airline Fittings and Hoses" on page P34</a>
6	GD18010	4	Tee, 3/8" Tube Union
7	G11385	2	Flat Washer, 1/4" SAE
8	G10020	2	Hex Head Cap Screw, 1/4"-20 x 5/8"
9	G10813601	1	<a href="#">See "Air Valve Assembly" on page P33</a>
10	G10657901	1	Adapter Tee, 3/8" PTC x 1/4" NPT
11	G10606301	1	Plug, 3/8" PTC
12	G10813701	1	Air Valve Mount
13	GD25914	2	U-Bolt, 7" x 3" x 5/8"-11, 24 Row 20"
	GD16598	2	U-Bolt, 4" x 7" x 5/8"-11, 24 Row 30" and 36 Row 20"
14	G10107	4	Lock Nut, 5/8"-11
15	G11391	4	Flat Washer, 5/8" SAE
16	G10816001	1	<a href="#">See "Air Pressure Regulator Assembly" on page P34</a>
17	G11078101	2	Air Valve Bracket Support (24 Row Only)

(107184)

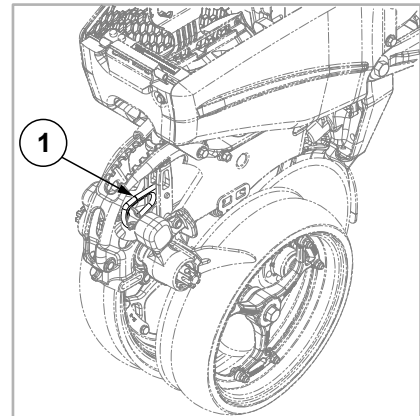
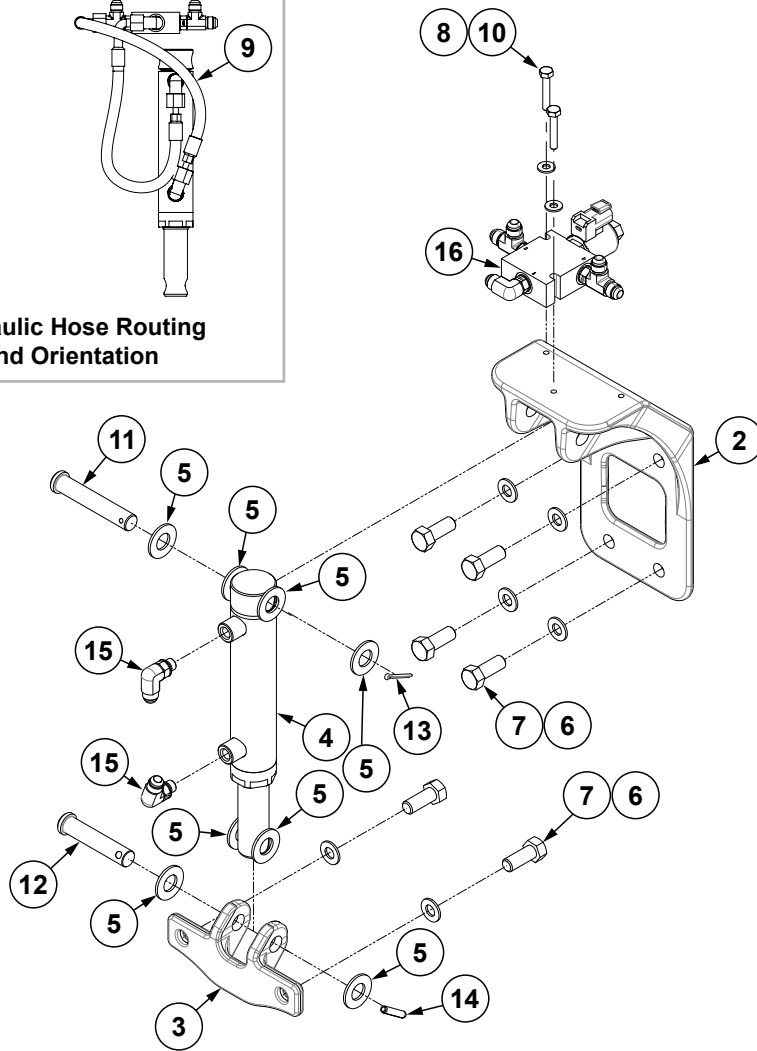
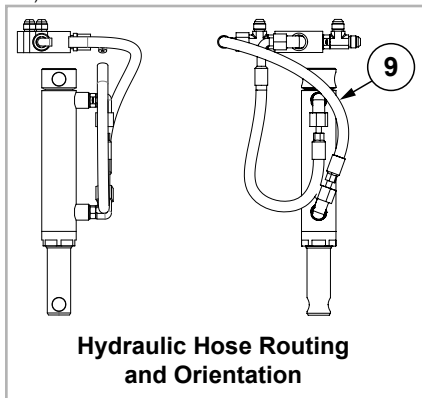


[See "Airline Fittings and Hoses" on page P34](#)



ITEM	PART NO.	QTY.	DESCRIPTION
1	GB0285	1	Collar, Depth Adjustment
2	G10779501	1	Upper Pneumatic Down Pressure Mount
3	G10362001	1	Lower Pneumatic Down Pressure Mount
4	G10779601	1	Lower Pneumatic Down Pressure Base Mount
5	G10467701	1	Pneumatic Down Pressure Stabilizer Arm, Pull Row Unit
6	GA11982	1	Air Spring Assembly
7	GB0397	1	Shoulder Nut, 3/4"-16
8	GB0218	2	Bushing, 2 1/32" I.D. x 7/8" O.D. x 1 1/32" Long
9	G11391	2	Flat Washer, 5/8" SAE
10	G10228	1	Lock Washer, 1/2"
11	G10038	1	Hex Head Cap Screw, 1/2"-13 x 3"
12	G10055	2	Hex Head Cap Screw, 5/8"-11 x 1 1/4"
13	G11204	2	Hex Serrated Flange Cap Screw, 3/8"-16 x 1 1/4", Grade 5
14	G11000801	6	Hex Head Cap Screw, 1/2"-13 X 1 1/4", Grade 5
15	GD19080	1	Elbow, 1/4" x 1/8" NPT Swivel
16	G11389	6	Flat Washer, 1/2" Plated SAE

(107183)



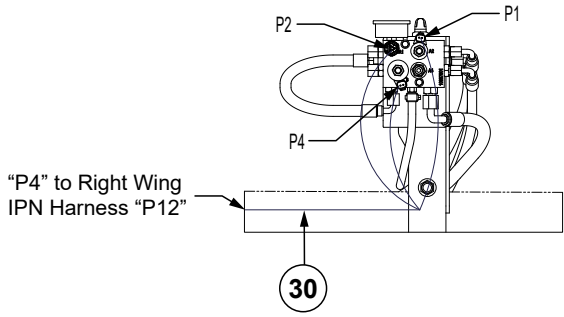
ITEM	PART NO.	QTY.	DESCRIPTION
1	GA27146	1	True Depth Link (27" Harness)
2	G11005501	1	Upper Hydraulic Down Force Mount Plate
3	G10361901	1	Lower Hydraulic Down Force Mount
4	GA25261	1	<a href="#">See "Hydraulic Down Force Cylinder" on page P178</a>
5	G11391	8	Flat Washer, 5/8" SAE
6	G11389	6	Flat Washer, 1/2" Plated SAE
7	G11000801	6	Hex Head Cap Screw, 1/2"-13 x 1 1/4", Grade 5
8	G11385	2	Flat Washer, 1/4" SAE
9	*A7679-15	2	Hose Assembly, 1/4" x 15" (06F-06F90)
10	GD35459	2	Hex Head Cap Screw, 1/4"-20 x 1 1/2", Grade 5
11	G10523801	1	Clevis Pin, 5/8" x 3 1/2"
12	G10789701	1	Clevis Pin, 5/8" x 3"
13	G10451	1	Cotter Pin, 1/8" x 1"
14	G11646	1	Slotted Spring Pin, 1/4" x 1 1/4"
15	G6801-06-04	2	Elbow, 90°, 9/16"-18 x 7/16"-20 W/O-Ring
16	---	1	<a href="#">See "Row Unit Control Block, Pull Row Units" on page P192</a>

\* Hydraulic hose is not stocked by Kinze Repair Parts

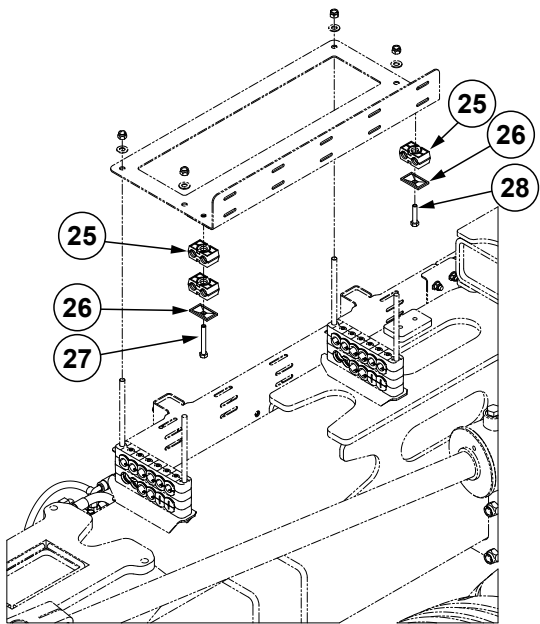
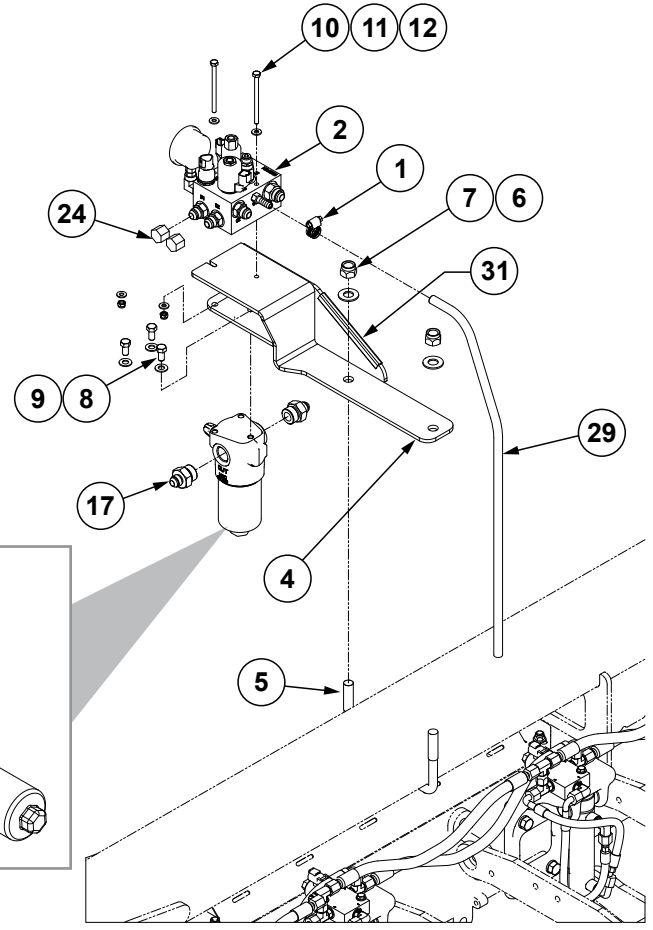
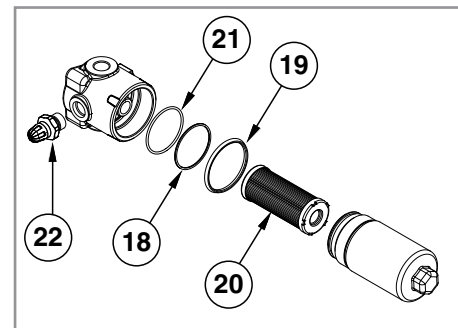


**This page left blank intentionally.**

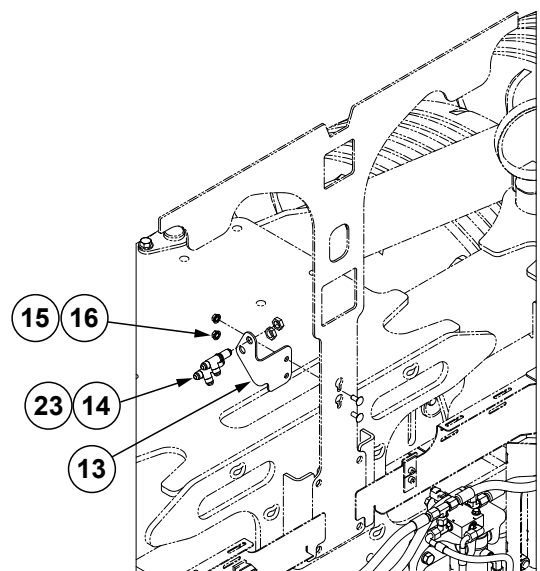
(108411)  
24 Row 20" Shown



Harness Routing



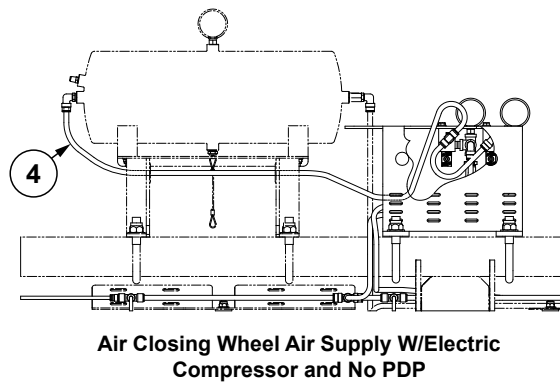
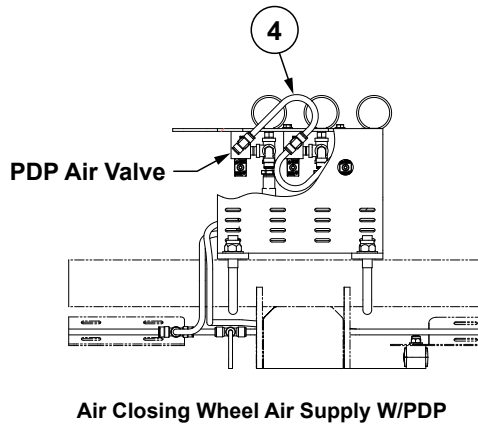
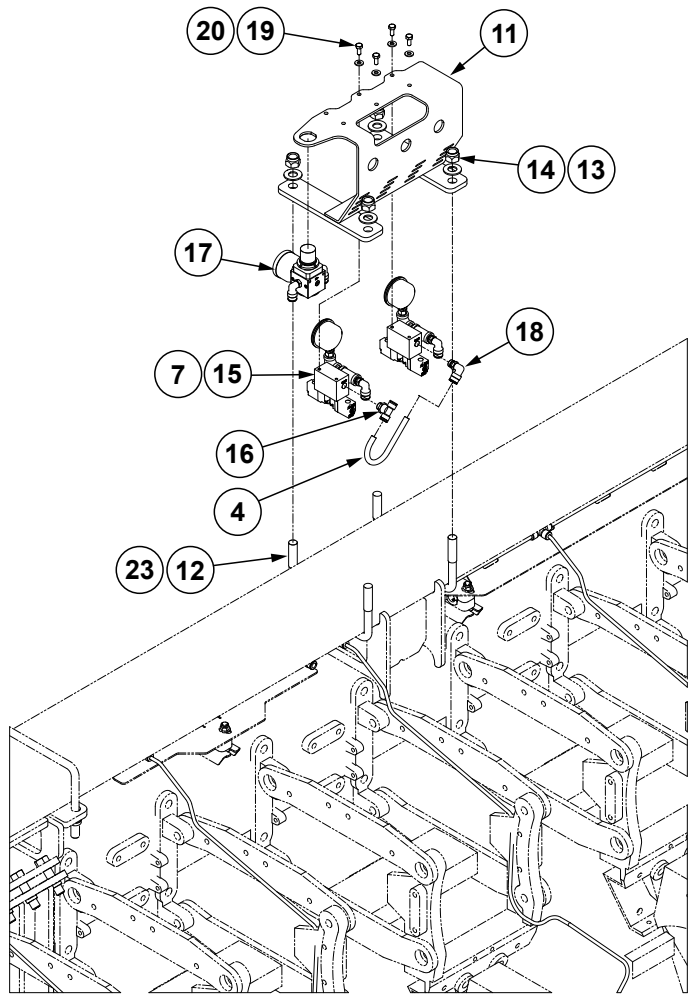
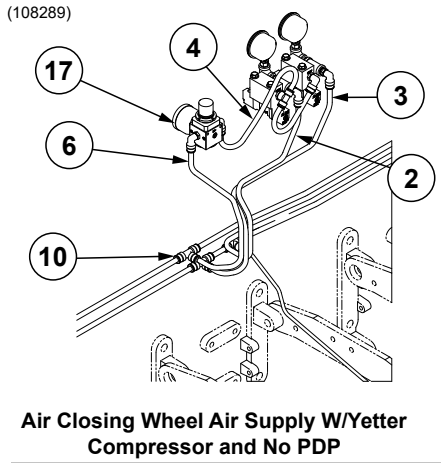
R.H. Tray



ITEM	PART NO.	QTY.	DESCRIPTION
1	G10681	1	Hose Clamp, No. 6
2	---	1	<a href="#">See "Down Force Manifold Block Assembly" on page P191</a>
3	GA25857 GR2368	1	In-Line Filter Assembly, Includes Items 18, 19, and 21 Seal Kit, Includes: (1) Sealing O-Ring, (1) Anit-Extrusion Ring, (1) External O-Ring
4	GA26841	1	Mount Plate
5	GD25914	1	U-Bolt, 7" x 3" x 5/8"-11
6	G11391	2	Flat Washer, 5/8" SAE
7	G10107	2	Lock Nut, 5/8"-11
8	G10002	3	Hex Head Cap Screw, 3/8"-16 x 3/4"
9	G11387	3	Flat Washer, 3/8" SAE
10	G11135	2	Hex Head Cap Screw, 1/4"-20 X 3 3/4"
11	G11385	4	Flat Washer, 1/4" SAE
12	G10110	2	Lock Nut, 1/4"-20, Grade B
13	G10841201	1	Center Bulkhead Bracket
14	G2704-06	2	Bulkhead Tee, 1/16"-18 JIC
15	G10312	2	Carriage Bolt, 5/16"-18 x 3/4"
16	G10620	2	Serrated Flange Nut, 5/16"-18
17	G6400-08-12	2	Adapter, 3/4"-16 Male JIC to 1 1/16"-12 O-Ring
18	**R2366	1	Anti-Extrusion Ring
19	**R2365	1	External O-Ring
20	GD35835	1	Replacement Filter Cartridge
21	**R2367	1	Sealing O-Ring
22	GR2361	1	Flow Indicator
23	G306-06	2	Lock Nut, 9/16"-18
24	G304-C-8	2	Cap Nut, 3/4"-16
25	GD36426	8	Hydraulic Clamp Set
26	GD36494	7	Hose Clamp Plate
27	G10060	1	Hex Head Cap Screw, 5/16"-18 x 2 1/2"
28	G10133	6	Hex Head Cap Screw, 5/16"-18 x 1 1/2"
29	*D6279-03	1	Clear PVC Tubing, 3/8" x 28"
30	G10803401	1	Integrated True Depth Harness
31	GD35413-6.00	-	Edge Trim Protection, 1/4" x 1/2" x 6"

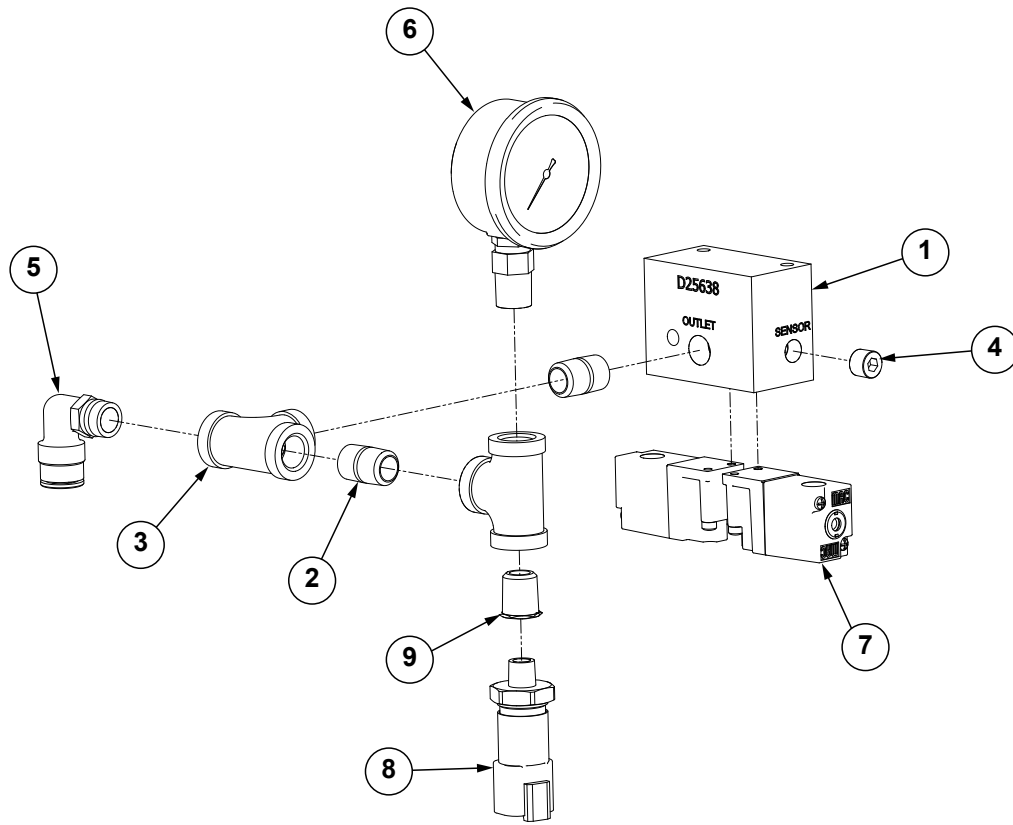
\*Hose not stocked by Kinze repair parts, but is available in bulk. Order GD6279-00.

\*\*Item is part of seal kit, item can not be purchased individually.



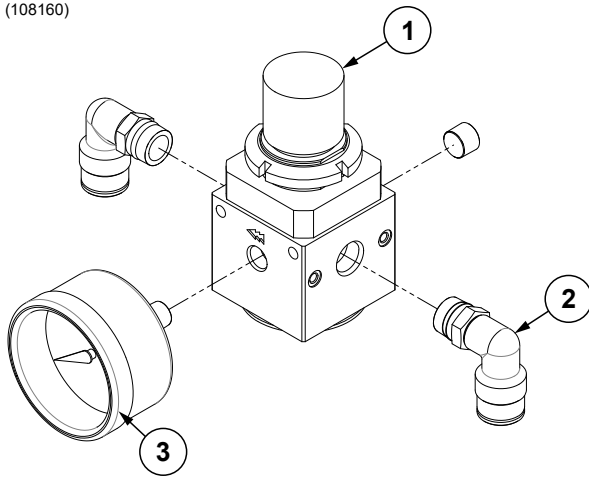
ITEM	PART NO.	QTY.	DESCRIPTION
1	---	---	---
2	---	1	<a href="#">See "Airline Fittings and Hoses" on page P34</a>
3	---	1	<a href="#">See "Airline Fittings and Hoses" on page P34</a>
4	---	1	<a href="#">See "Airline Fittings and Hoses" on page P34</a>
5	---	---	---
6	---	1	<a href="#">See "Airline Fittings and Hoses" on page P34</a>
7	G10806201	1	Air Closing Wheel Harness, 40"
8	---	---	---
9	---	---	---
10	GD18010	4	Tee, 3/8" Tube Union
11	G10813701	1	Air Valve Mount
12	GD25914	2	U-Bolt, 7" x 3" x 5/8"-11, 24 Row 20"
	GD16598	2	U-Bolt, 4" x 7" x 5/8"-11, 24 Row 30" and 36 Row 20"
13	G11391	4	Flat Washer, 5/8" SAE
14	G10107	4	Lock Nut, 5/8"-11
15	---	2	<a href="#">See "Air Valve Assembly" on page P33</a>
16	G10657901	1	Adapter Tee, 3/8" PTC x 1/4" NPT
17	---	1	<a href="#">See "Air Pressure Regulator Assembly" on page P34</a>
18	GD17143	1	Swivel Elbow, 1/4" NPT x 3/8"
19	G10020	4	Hex Head Cap Screw, 1/4"-20 x 5/8"
20	G11385	4	Flat Washer, 1/4" SAE

(108136)



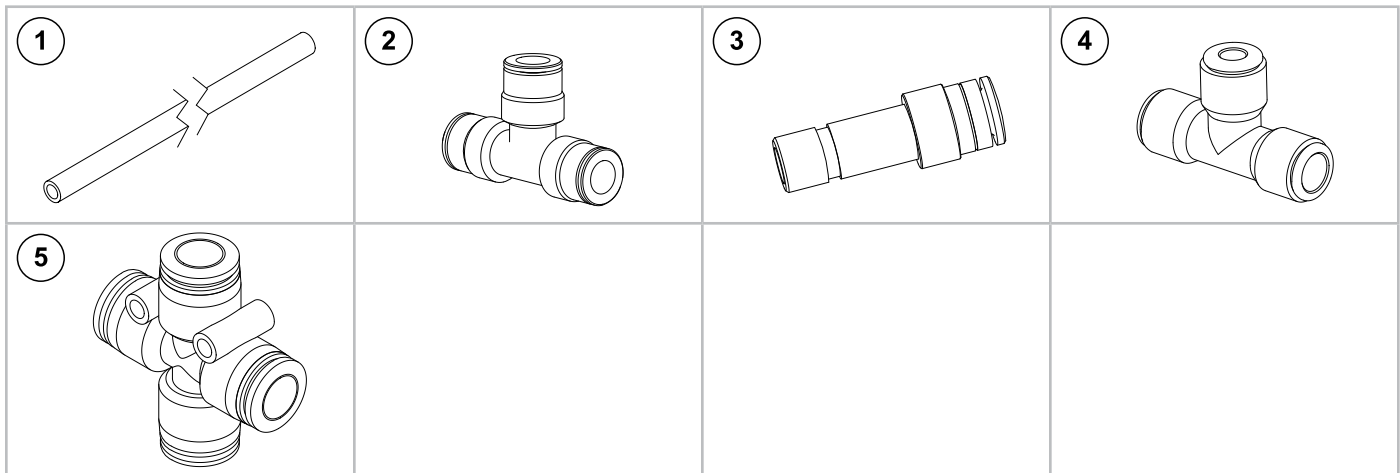
ITEM	PART NO.	QTY.	DESCRIPTION
1	GD25638	1	DF Block
2	GD18081	2	Close Nipple, 1/4" NPT
3	GD19237	2	Tee, 1/4" NPT
4	GD19079	1	Plug, 1/8" NPT
5	GD17143	1	Swivel Elbow, 1/4" NPT x 3/8"
6	GA21405	1	Pressure Gauge, 1/4" NPT
7	GA20370	2	12 VDC Air Valve
8	GA14804	1	Pressure Sensor (0-120 PSI)
9	G10506401	1	Reducer, 1/4"-18 x 1/8"-27 NPT
10	GD19811	1	4 Pin Receptacle, Black
11	GD12557	4	Male 20-18 AWG Terminal Pin
12	GD12558	4	Cable Seal, 18-16 AWG

(108160)



ITEM	PART NO.	QTY.	DESCRIPTION
1	G10792901	1	Pressure Regulator
2	GD17143	2	Swivel Elbow, 1/4" NPT x 3/8"
3	G10776801	1	Air Pressure Gauge, 0-160 PSI

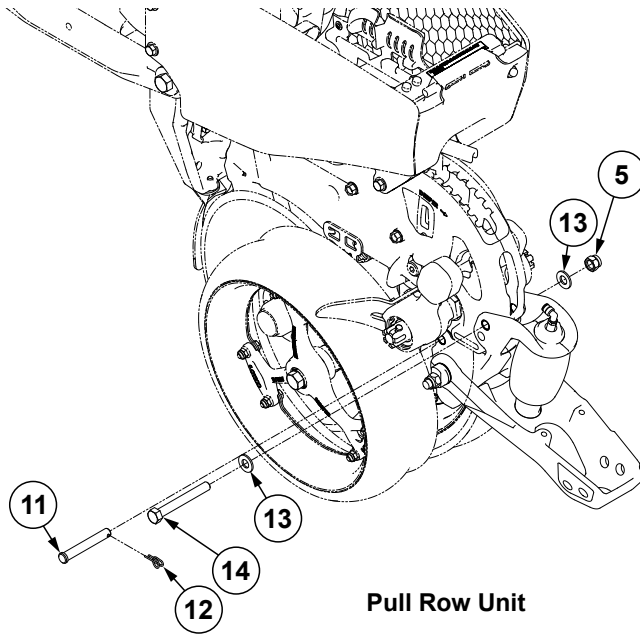
Airline Fittings and Hoses



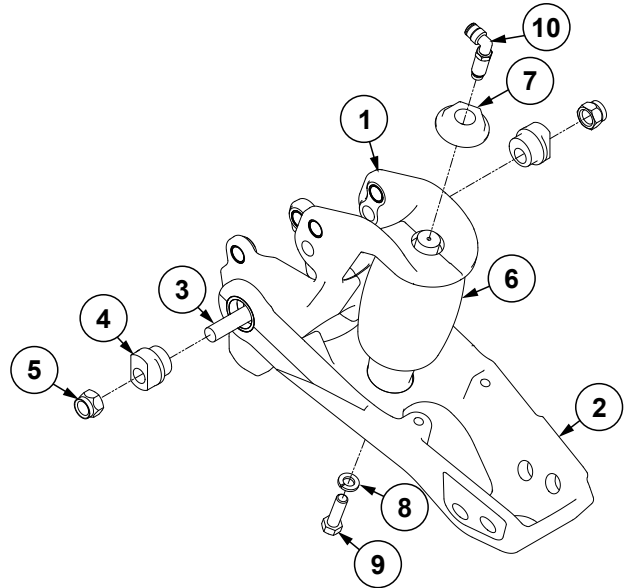
ITEM	PART NO.	QTY.	DESCRIPTION
1	G10829507	1	White Tubing, 3/8" O.D. x 500'
	G10829407	1	Grey Tubing, 3/8" O.D. x 500'
	GD17151-21	1	Blue Tubing, 1/4 O.D. x 250'
	G10829307	1	Purple Tubing, 3/8" O.D. x 500'
	GD17150-00	1	Blue Tubing, 3/8" O.D. x 250'
	G10658001	1	Brown Tubing 3/8" O.D. x 500'
	G10609001	1	Black Tubing, 3/8" O.D. x 500'
2	GD18010	3	Tee, 3/8" Tube Union
3	GD18796	4	Reducer, 3/8" To 1/4"
4	GD26110	-	Reducing Tee, 3/8" x 1/4" x 3/8"
5	G10605801	4	PTC Cross Adapter, 3/8"

(107182)

[See "Airline Fittings and Hoses" on page P34](#)

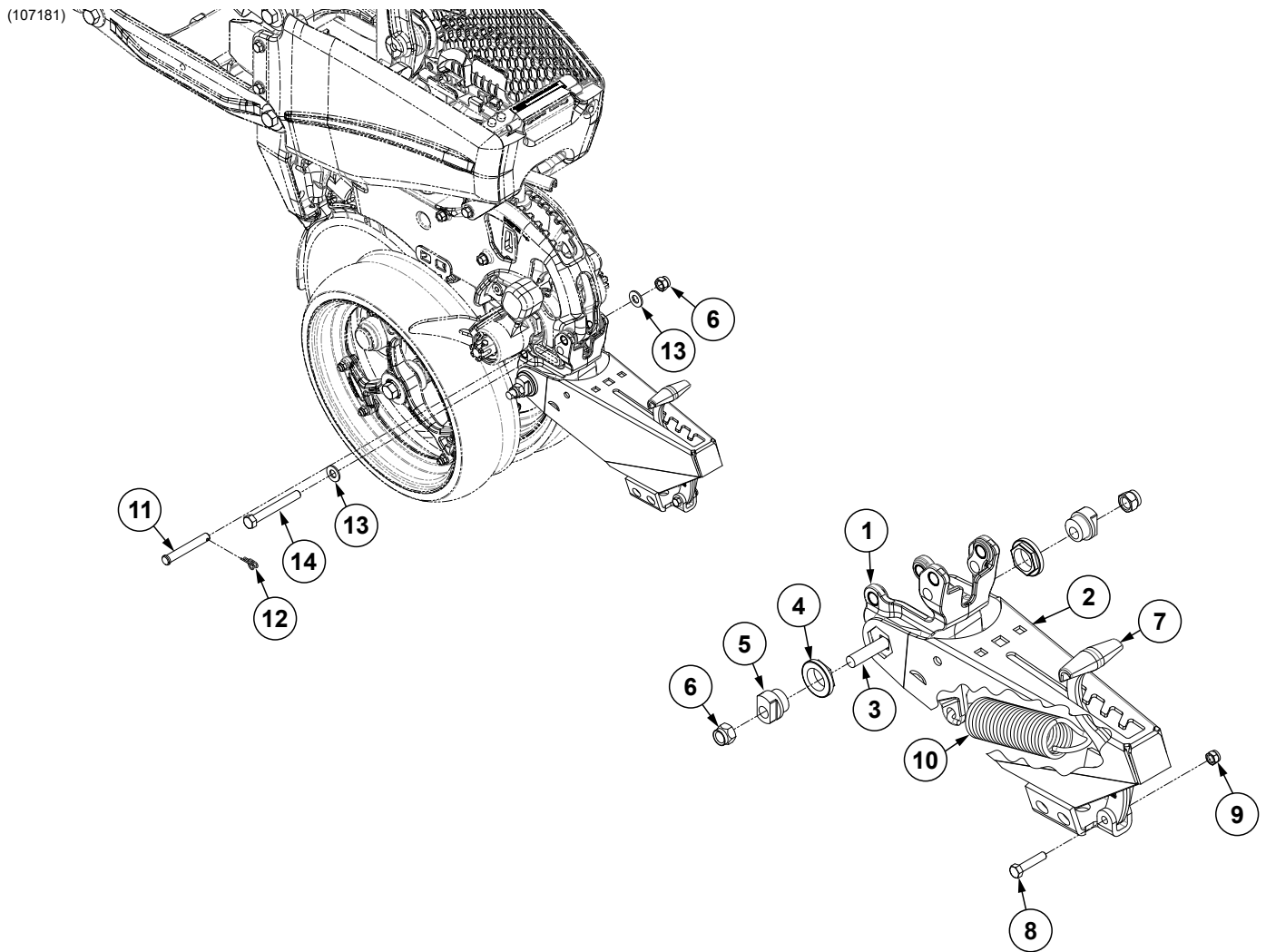


Pull Row Unit



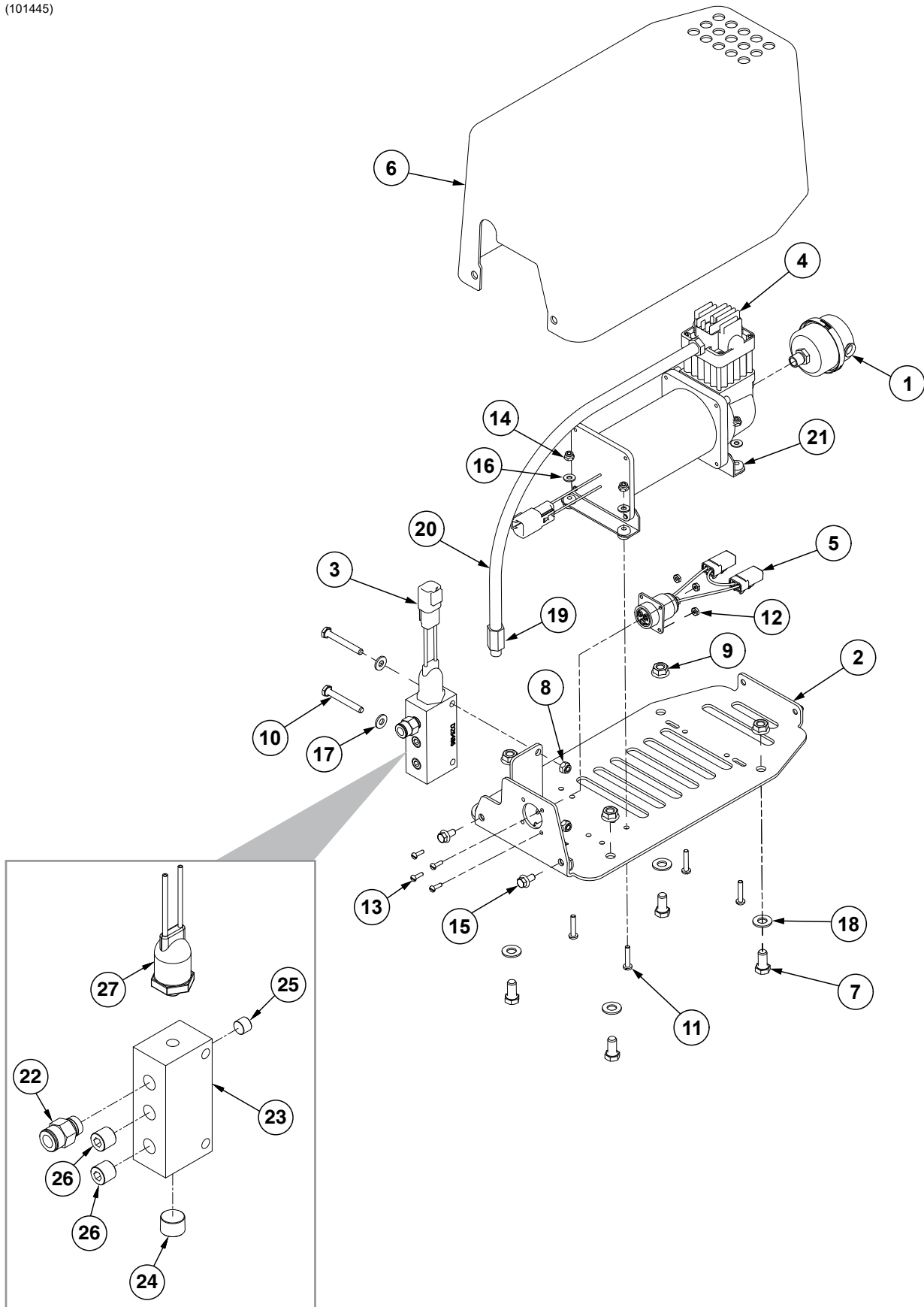
ITEM	PART NO.	QTY.	DESCRIPTION
1	G10704101 G10635001	1	Air Adjust Closing Wheel Mount Assembly Bushing, .625 O.D. x .515" I.D. x .438" (Included W/G10704101)
2	G10704201 G10635101	1	Air Adjust Closing Wheel Arm Assembly Bushing, 1.25" O.D. x 1" I.D. x .375" (Included W/G10704201)
3	G11419	2	Carriage Bolt, 1/2"-13 x 2 1/4"
4	GB0239	2	Eccentric Bushing
5	G10111	4	Lock Nut, 1/2"-13
6	G10506101	1	Air Adjust Closing Wheel Air Bag
7	GB0397	1	Shoulder Nut, 3/4"-16
8	G10229	1	Lock Washer, 3/8"
9	G10004	1	Hex Head Cap Screw, 3/8"-16 x 1 1/4"
10	GD19298	1	1/4" Male Swivel Elbow, Extended
11	G10523901	-	Clevis Pin, 1/2" x 3 1/2"
12	G10745301	-	Locking Cotter Pin, 5/64" x 1/2"
13	G11389	4	Flat Washer, 1/2" Plated SAE
14	G10035	2	Hex Head Cap Screw, 1/2"-13 x 4"



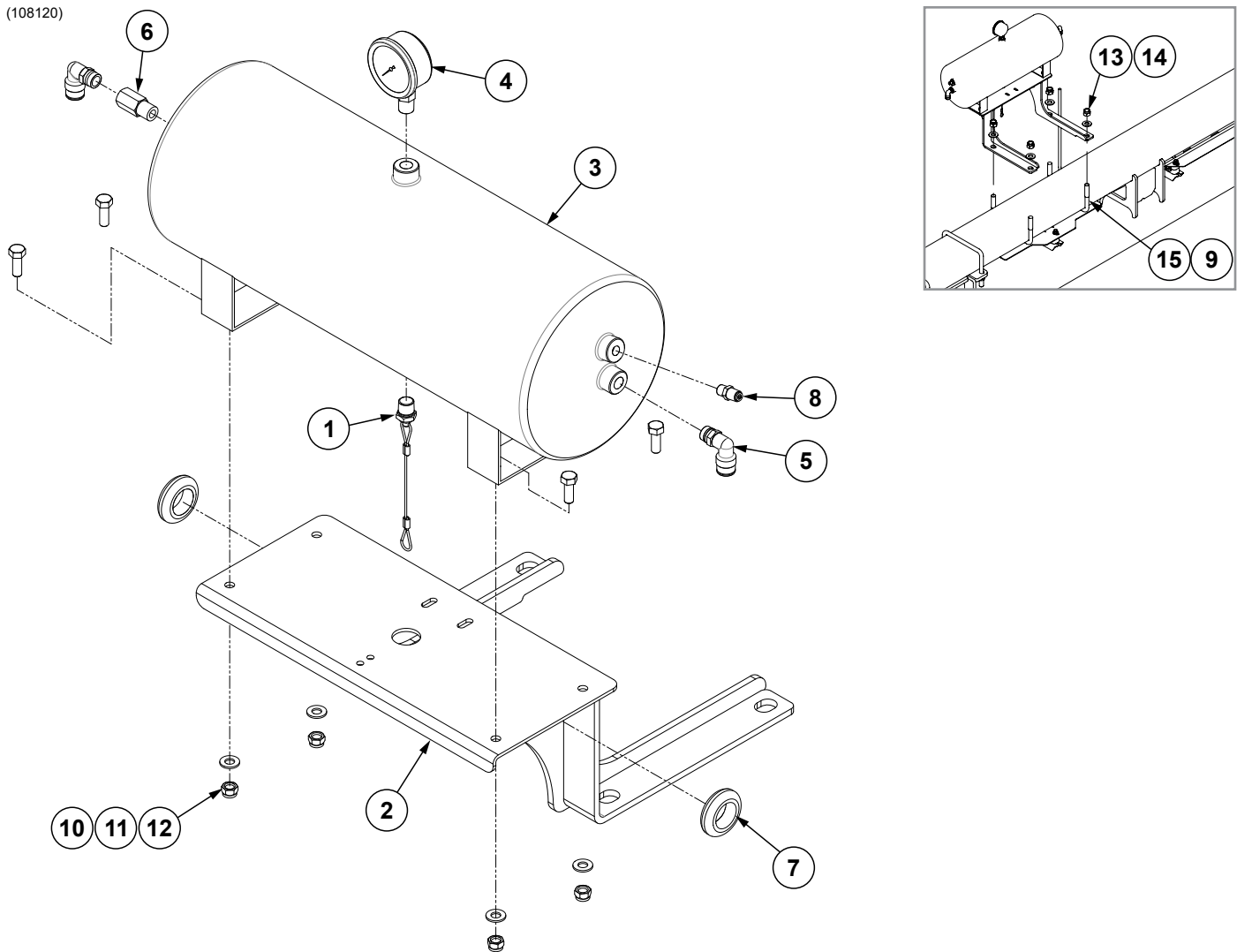


ITEM	PART NO.	QTY.	DESCRIPTION
1	G10704001	1	Closing Wheel Spring Mount Assembly
	G10635001	-	Bushing, .625 O.D. x .515" I.D. x .438" (Included W/G10704001)
2	GA15197	1	Closing Wheel Arm
3	G11419	2	Carriage Bolt, 1/2"-13 x 2 1/4"
4	GB0282	2	Stepped Bushing
5	GB0239	2	Eccentric Bushing
6	G10111	3	Lock Nut, 1/2"-13
7	GB0254	1	Lever
8	G10133	1	Hex Head Cap Screw, 5/16"-18 x 1 1/2"
9	G10109	1	Lock Nut, 5/16"-18, Grade 8
10	GD8460	1	Spring
11	G10523901	1	Clevis Pin, 1/2" x 3 1/2"
12	G10745301	1	Locking Cotter Pin, 5/64" x 1/2"
13	G11389	2	Flat Washer, 1/2" Plated SAE
14	G10035	1	Hex Head Cap Screw, 1/2"-13 x 4"

(101445)

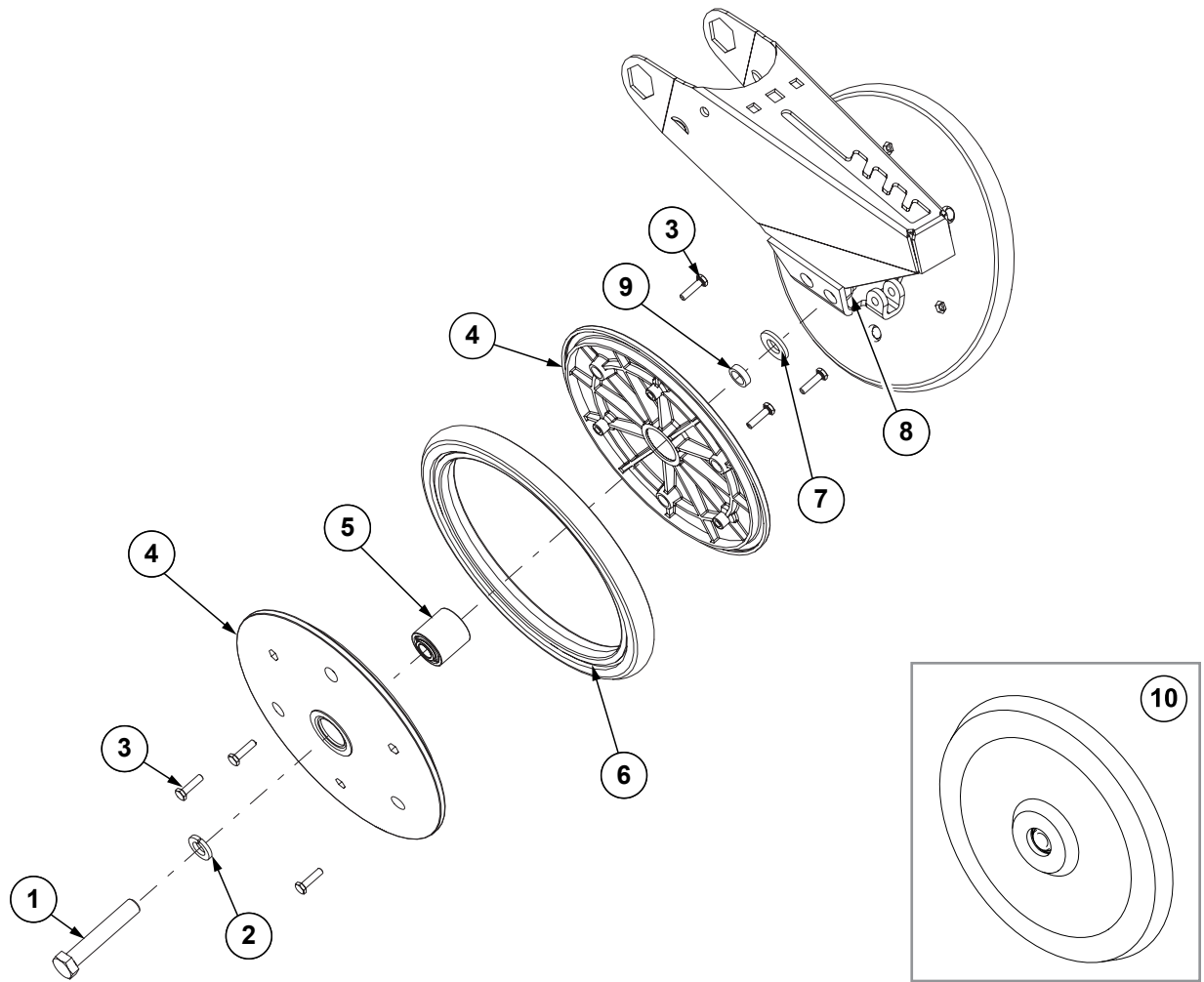


ITEM	PART NO.	QTY.	DESCRIPTION
1	GA14127	1	Filter Assembly
	GR1943	-	Filter Element Replacement (Included W/GA14127)
2	GA17623	1	12V Electric Compressor Mount
3	GA17994	1	Compressor Manifold (Items 22-27)
4	GA18212	1	12V Air Pump W/Connector
5	GA18482	1	Air Compressor Harness
6	GB0766	1	Compressor Cover
7	G10002	4	Hex Head Cap Screw, 3/8"-16 x 3/4"
8	G10110	2	Lock Nut, 1/4"-20, Grade B
9	G10622	4	Serrated Flange Nut, 3/8"-16
10	G10638	2	Hex Head Cap Screw, 1/4"-20 x 2"
11	G10904	4	Slotted Phillips Head Machine Screw, 10-32 x 1", Grade 1
12	G10949	4	Hex Nut, #6-32, Grade 1
13	G10950	4	Slotted Phillips Head Machine Screw, 6-32 x 1/2", Grade 1
14	G11206	4	Lock Nut, No. 10-32
15	G11356	2	Hex Socket Flange Cap Screw, 1/4"-20 x 1/2"
16	G11382	4	Washer, No. 10 SAE
17	G11385	2	Flat Washer, 1/4" SAE
18	G11387	4	Flat Washer, 3/8" SAE
19	GR1921	-	Check Valve
20	GR1951	-	Leader Hose W/Out Check Valve
21	GR2233	1	Vibration Isolator Gromet, 4 Pack
22	GD17141	1	Connector, 1/4" Male NPT (Included W/GA17994)
23	GD25486	1	Manifold Block (Included W/GA17994)
24	GD26387	1	Plug, 3/8" NPT (Included W/GA17994)
25	GD26386	1	Plug, 1/8" NPT (Included W/GA17994)
26	GD26070	2	Plug, 1/4" NPT (Included W/GA17994)
27	GA18211	1	Air Pump Pressure Switch W/Connector (Included W/GA17994)
	GD26069	-	Pressure Switch (Included W/GA18211)



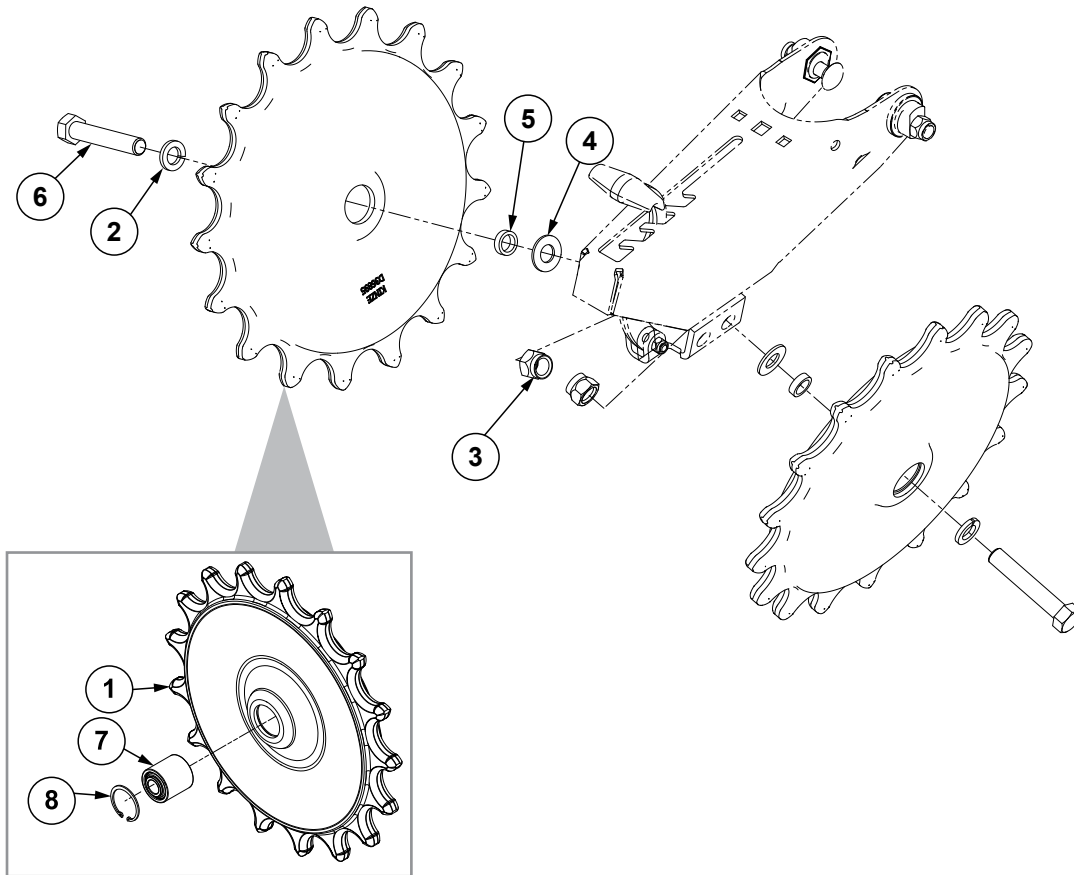
ITEM	PART NO.	QTY.	DESCRIPTION
1	GA11991	1	Drain, 1/4" NPT
2	GA17573	1	Air Tank Mount
3	GA11988	1	Tank, 3 Gallon
4	GA21405	1	Pressure Gauge, 1/4" NPT
5	GD17143	2	Swivel Elbow, 1/4" NPT x 3/8"
6	GR1921	1	Check Valve
7	GD22200	2	Grommet, 1"
8	GA11989	1	Valve Stem, 1/8" NPT
9	GD16598	2	U-Bolt, 4" x 7" x 5/8"-11
10	G10991	4	Hex Head Cap Screw, 5/16"-18 x 7/8"
11	G11386	4	Flat Washer, 5/16" SAE
12	G10109	4	Lock Nut, 5/16"-18
13	G10107	4	Lock Nut, 5/8"-11
14	G11391	4	Flat Washer, 5/8" SAE
15	GD25914	2	U-Bolt, 7" x 3" x 5/8"-11

(IP1670)



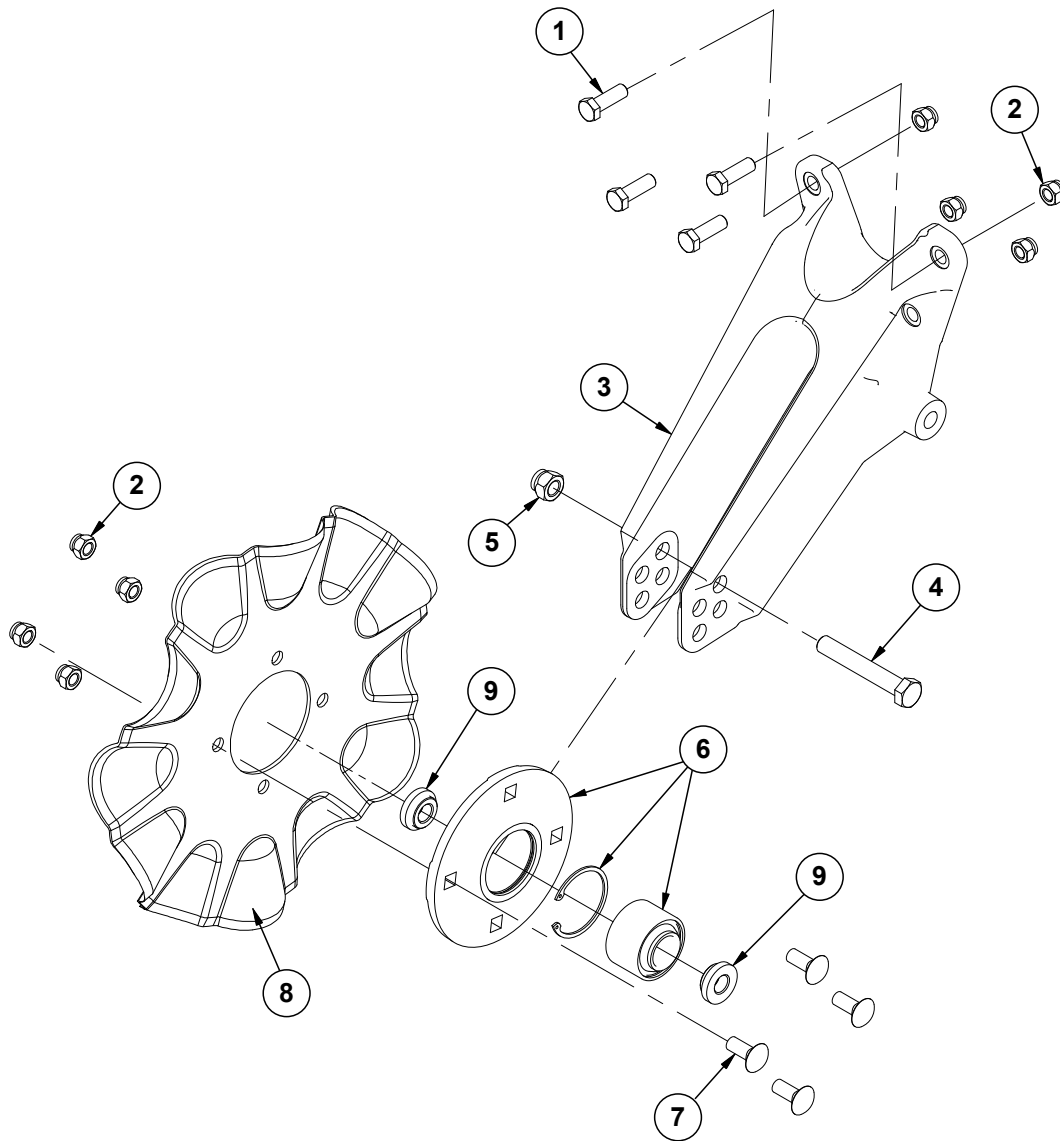
ITEM	PART NO.	QTY. (Per Row)	DESCRIPTION
1	G10013	2	Hex Head Cap Screw, 5/8"-11 x 3 1/2"
2	G10230	2	Lock Washer, 5/8"
3	G10064	12	Hex Head Cap Screw, 1/4"-20 x 1"
4	GD9120	4	Nylon Half Wheel
5	GA6171	2	Bearing
6	GD1085	2	Rubber Tire, 1" x 12"
7	G11391	2	Flat Washer, 5/8" SAE
8	G10107	2	Lock Nut, 5/8"-11
9	GD1109	2	Bushing, 4 1/64" I.D. x 7/8" O.D. x 1/4" Long
10	GA6597	1	Cast Iron Closing Wheel W/Bearing
	GA6171	1	Bearing
A	GA6434	-	Rubber Closing Wheel Complete W/Bearing (Items 3-6)

(101417)

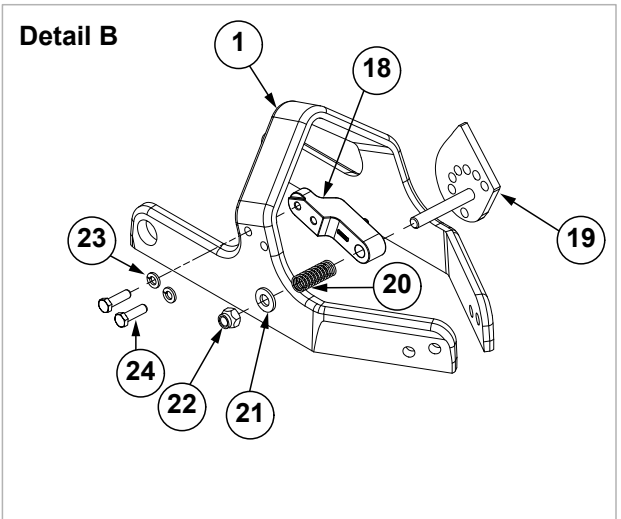
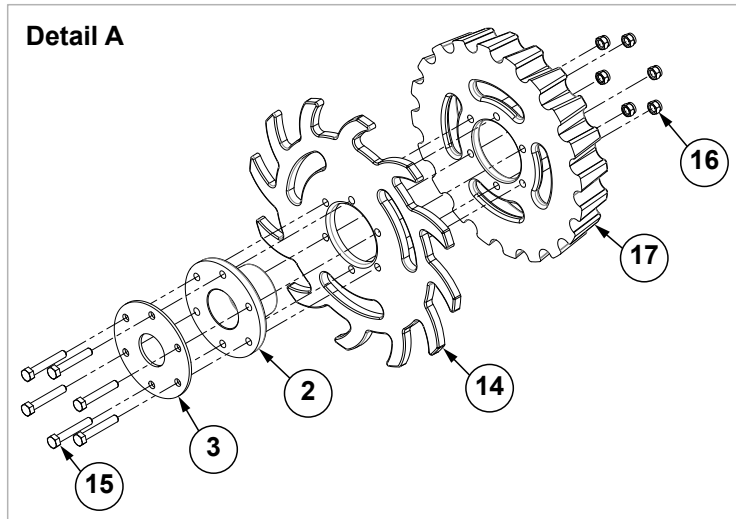
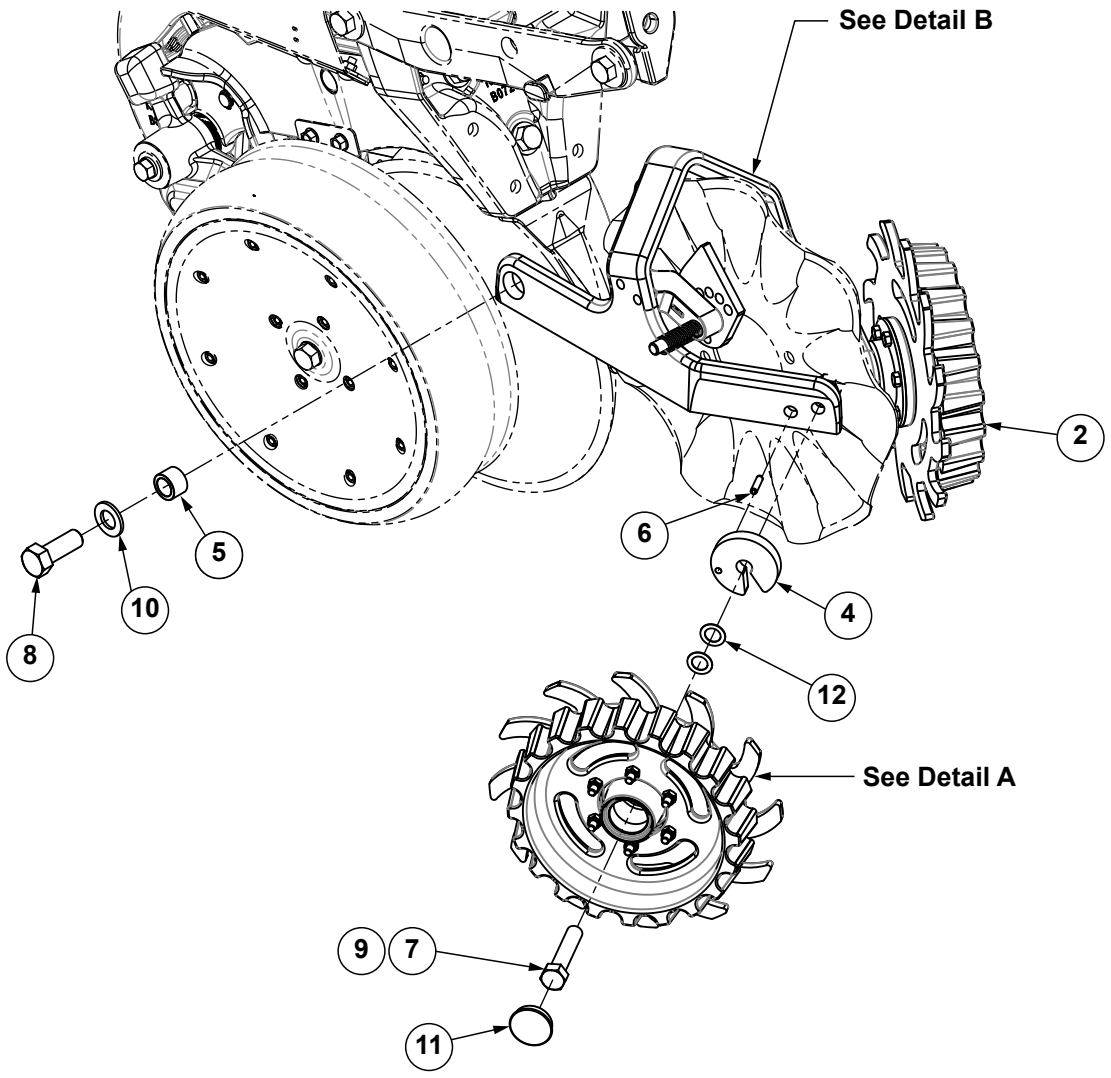


ITEM	PART NO.	QTY. (Per Row)	DESCRIPTION
1	GD36895	1	Spiked Closing Wheel
2	G10230	2	Lock Washer, 5/8"
3	G10107	2	Lock Nut, 5/8"-11
4	G11391	2	Flat Washer, 5/8" SAE
5	GD1109	2	Bushing, 4 1/4" I.D. x 7/8" O.D. x 1/4" Long
6	G10013	2	Hex Head Cap Screw, 5/8"-11 x 3 1/2"
7	GA6171	2	Bearing
8	G11862	1	Internal Retaining Ring
A	GA26958	-	Spiked Closing Wheel Complete W/Bearing (Items 2-6)

(A17818)



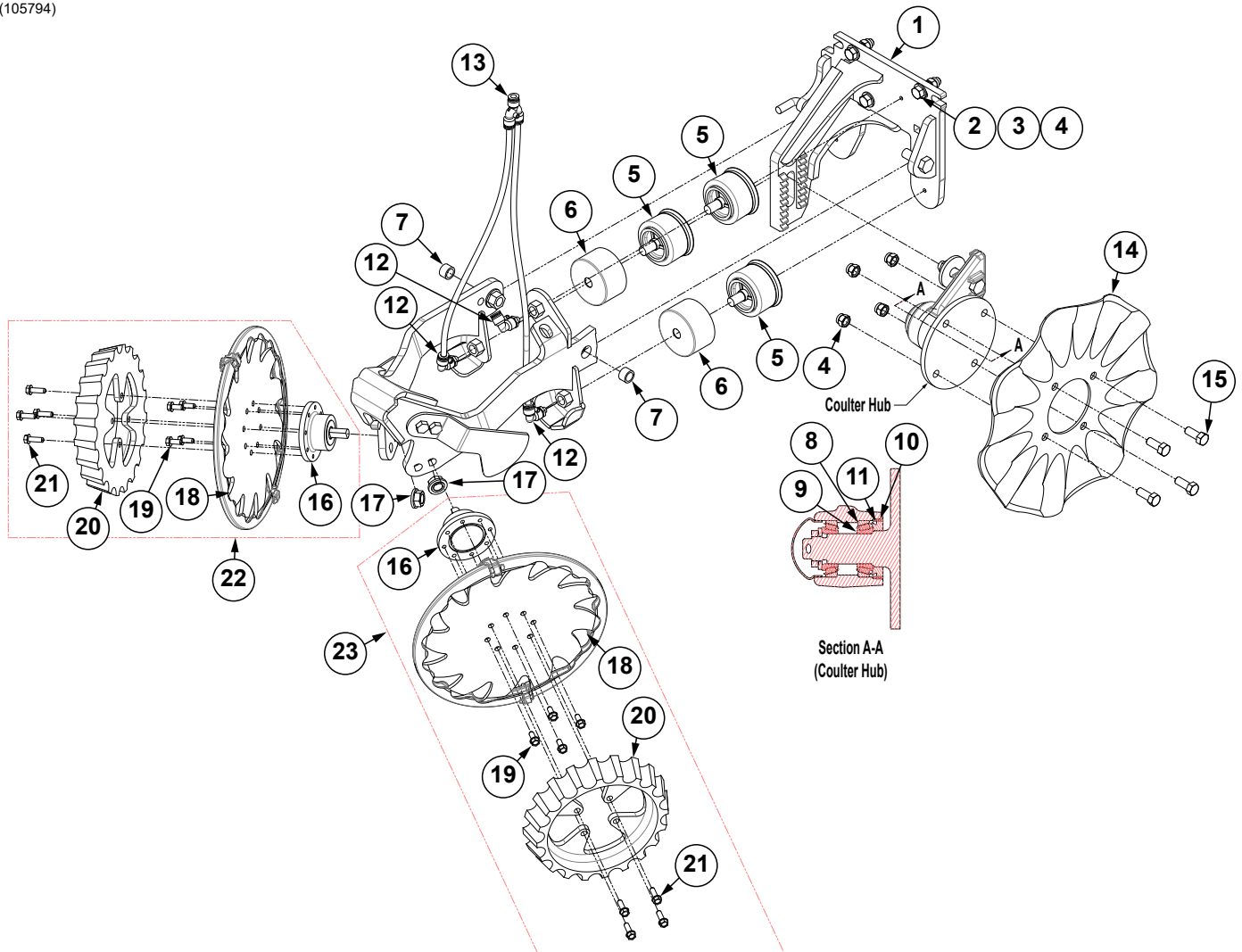
ITEM	PART NO.	QTY. (Per Row)	DESCRIPTION
1	G10039	4	Hex Head Cap Screw, 1/2"-13 x 1 3/4"
2	G10111	8	Lock Nut, 1/2"-13
3	GD25519	1	No-Till Coulter Arm
4	G10036	1	Hex Head Cap Screw, 5/8"-11 x 4"
5	G10107	1	Lock Nut, 5/8"-11
6	GA8641	1	Hub W/Bearing and Retaining Ring
	GA8603	1	Bearing, Double Row (Included W/GA8641)
	GD19292	1	Retaining Ring, 2 7/16" (Included W/GA8641)
7	G10636	4	Carriage Bolt, 1/2"-13 x 1 1/2"
8	GD7803	1	Disc Blade, Fluted, 1", 8 Flutes
	GD7804	-	Disc Blade, Bubbled, 1"
	GD9254	-	Disc Blade, Fluted, 3/4", 13 Flutes (Shown)
	G10901301	-	Disc Blade, Fluted, 5/16", 25 Waves
9	GD11677	2	Adapter





ITEM	PART NO.	QTY. (Per Row)	DESCRIPTION
1	GB0464	1	Residue Wheel Mount
2	GA5654	2	Hub W/Bearings
	GA2014	-	Bearing (Included W/GA5654)
3	GD9724	1	Backing Plate
4	GD11784	2	Weed Guard
5	GB0383	2	Bushing, 1 1/8" O.D. x 25/32" I.D. x 3/4" Long
6	G10765	2	Spring Pin, 1/4" x 1"
7	G10010	2	Hex Head Cap Screw, 5/8"-11 x 3"
8	G10026	2	HHCS 3/4-10 X 2 GR5 CS PLT
9	G10503	2	Hex Jam Nut, 5/8"-11, Grade 2
10	G11392	2	Flat Washer, 3/4" SAE
11	GD1132	2	Dust Cap
12	GD30725	4	Machine Bushing, 5/8" (.030" Thick)
13	---	---	---
14	GB0387	1	Wheel, 12 Tine, 3/8" x 12"
15	G10041	6	Hex Head Cap Screw, 5/16"-18 x 2"
16	G10109	6	Lock Nut, 5/16"-18, Grade 8
17	G10427101	1	Row Cleaner Floater
18	GD26973	1	Cam Locking Pin
19	GA27038	1	Cam
20	GD10519	1	Spring
21	G11389	1	Flat Washer, 1/2" Plated SAE
22	G10974	1	Lock Nut W/Nylon Insert, 1/2"-13
23	G10229	2	Lock Washer, 3/8"
24	G10004	2	Hex Head Cap Screw, 3/8"-16 x 1 1/4"
A	G10652801	1	L.H. Residue Wheel (Items 2-3 and 14-17)
B	G10652901	1	R.H. Residue Wheel (Items 2-3 and 14-17)

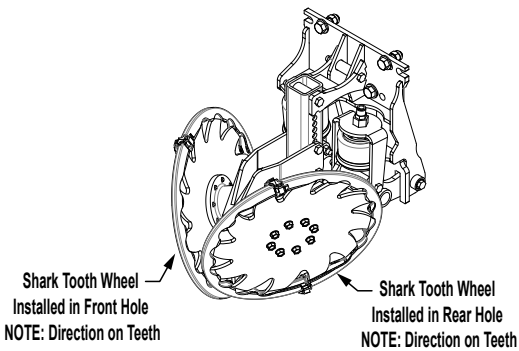
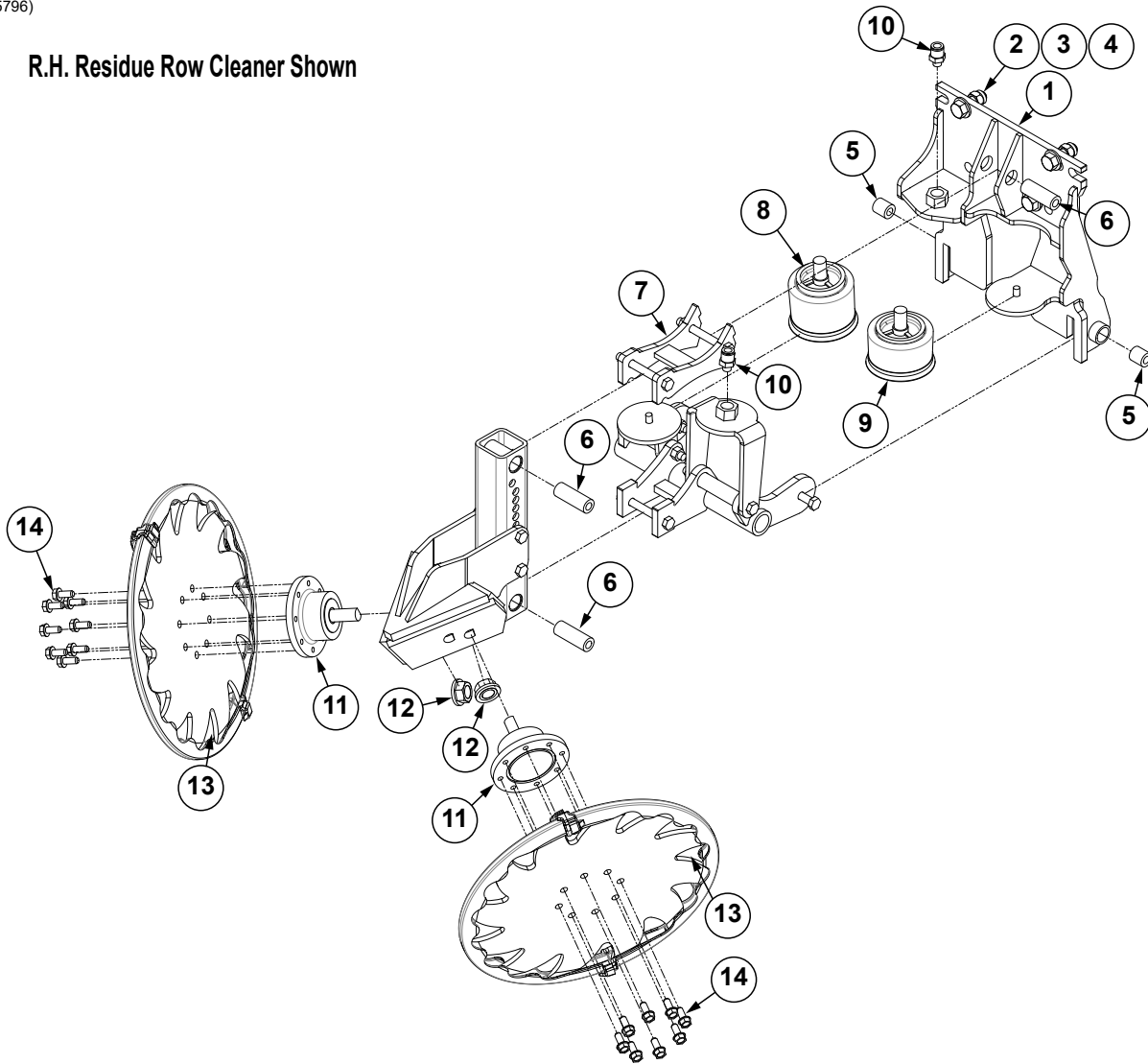
(105794)



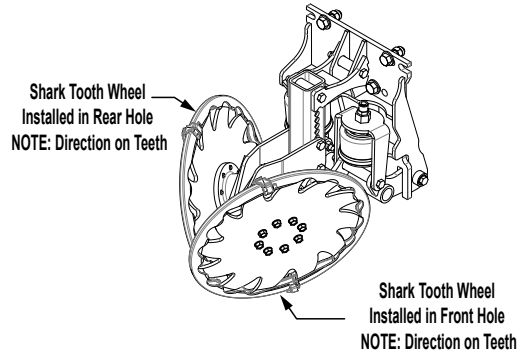
ITEM	PART NO.	QTY.	DESCRIPTION
1	G10606401	1	Pneumatic Residue Cleaner Combo Sub-Assembly
2	G10039	3	Hex Head Cap Screw, ½"-13 x 1¼"
3	G11389	3	Flat Washer, ½" Plated SAE
4	G10111	7	Lock Nut, ½"-13
5	G10793201	3	Short Air Bag
6	G10793001	2	Air Bag Shield
7	G10778401	2	Bushing
8	G10791801	2	Bearing Cup
9	G10791901	2	Coulter Bearing
10	G10792001	1	Wheel Bearing Cup Seal
11	G10792101	1	Coulter Seal
12	G10579101	3	Adapter, 90°
13	G10579001	1	Adapter
14	GD9254	1	Disc Blade, Fluted, ¾", 13 Flutes
15	G10037	4	Hex Head Cap Screw, ½"-13 X 1¼"
16	G10578601	2	8-Bolt Hub w/Spindle
17	G11415	2	Serrated Flange Nut, 5/8"-11
18	G10578801	2	Sharktooth Wheel
19	G11539	8	Hex Socket Flange Cap Screw, 5/16"-18 x ¾"
20	G10578501	2	Floater Wheel
21	G11480	8	Hex Socket Flange Cap Screw, 5/16"-18 x 1"
22	G10606501	1	R.H. Residue Wheel Hub/Sharktooth Floater
23	G10606502	1	L.H. Residue Wheel Hub/Sharktooth Floater
A	G10609201	-	Row Cleaner Floater Kit, Includes: (1) Floater Wheel and (4) Hex Socket Flange Cap Screws (NOTE: Order 2 kits per row.)

(105796)

R.H. Residue Row Cleaner Shown



R.H. Residue Row Cleaner

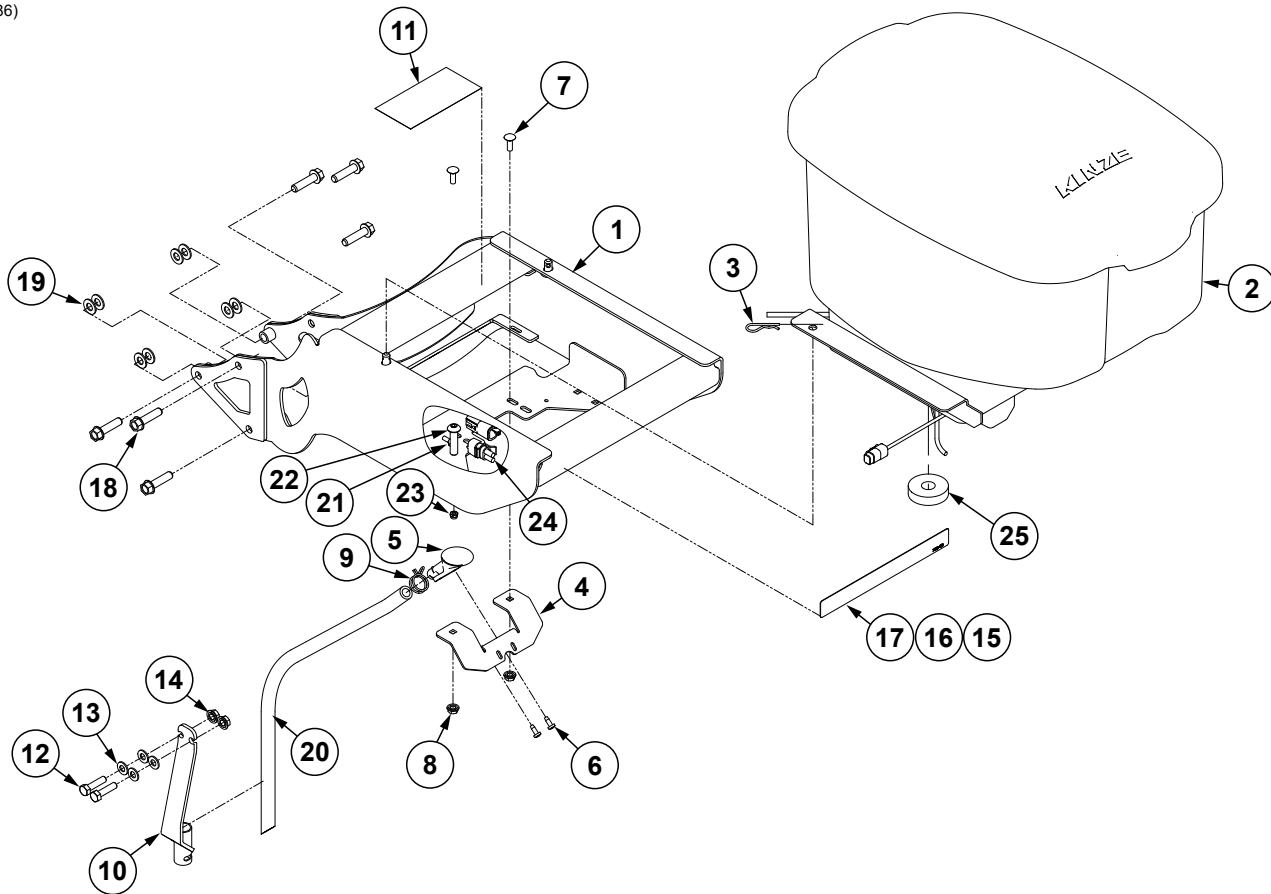


L.H. Residue Row Cleaner

---

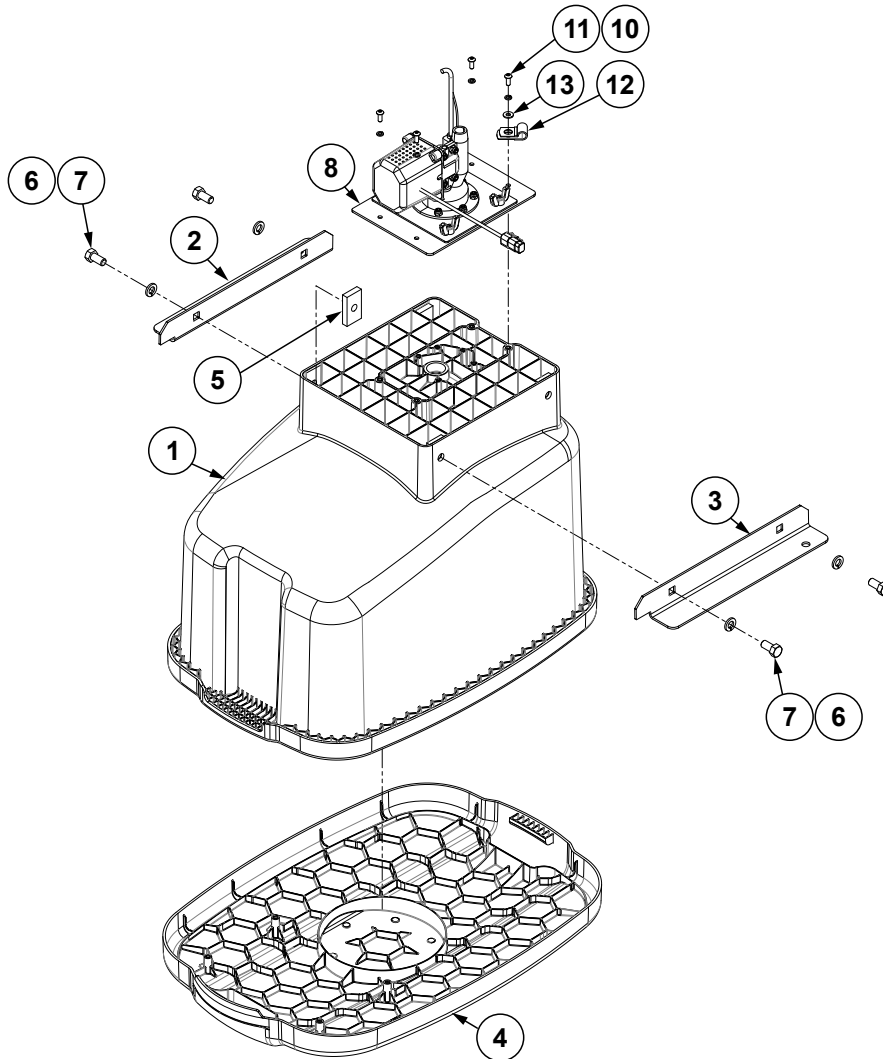
ITEM	PART NO.	QTY.	DESCRIPTION
1	G10793401	1	Residue Manager Mount Plate
2	G10017	3	Hex Head Cap Screw, 1/2"-13 x 1 1/2"
3	G11389	3	Flat Washer, 1/2" Plated SAE
4	G10111	3	Lock Nut, 1/2"-13
5	G10778201	2	Bushing
6	G10778301	3	Bushing
7	G10793301	1	Upper Link
8	G10793101	1	Large Air Bag
9	G10793201	1	Short Air Bag
10	G10578901	2	Adapter
11	G10578701	2	8-Bolt Hub w/Spindle
12	G11415	2	Serrated Flange Nut, 5/8"-11
13	G10578801	2	Sharktooth Wheel
14	G11539	16	Hex Socket Flange Cap Screw, 5/16"-18 x 3/4"

(107186)



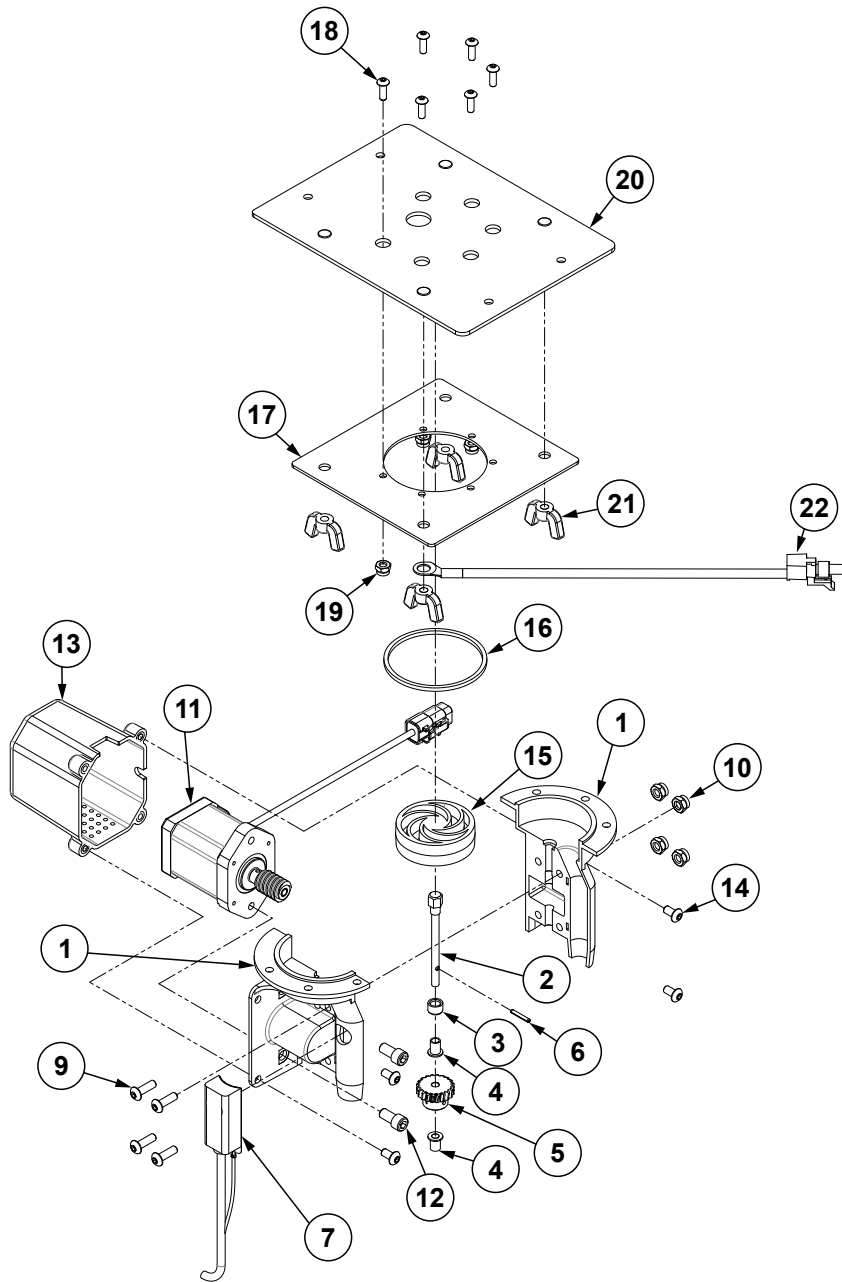
ITEM	PART NO.	QTY.	DESCRIPTION
1	G10979601	1	Granular Chemical Hopper Mount
2	---	1	<a href="#">See "Granular Chemical Hopper" on page P50</a>
3	G10670	2	Hair Pin Clip, No. 3
4	GD26803	1	Bracket
5	GD29493	1	Funnel
6	G10966	2	Phillips Head Self-Tapping Screw, No. 10 x 1/2"
7	G10310	2	Carriage Bolt, 1/4"-20 x 3/4", Grade 2
8	G10621	2	Serrated Flange Nut, 1/4"-20
9	G11209	1	Wire Hose Clamp, 3/4"
10	G10802601	1	In-Furrow Bracket
11	---	---	<a href="#">See "Decals, Paint, and Miscellaneous" on page P295</a>
12	G10171	2	Hex Head Cap Screw, 5/16"-18 x 1 1/4"
13	G11386	4	Flat Washer, 5/16" SAE
14	G10620	2	Serrated Flange Nut, 5/16"-18
15	---	---	<a href="#">See "Decals, Paint, and Miscellaneous" on page P295</a>
16	---	---	<a href="#">See "Decals, Paint, and Miscellaneous" on page P295</a>
17	---	---	<a href="#">See "Decals, Paint, and Miscellaneous" on page P295</a>
18	G11408	6	Hex Serrated Flange Cap Screw, 3/8"-16 x 1 1/2"
19	G11387	8	Flat Washer, 3/8" SAE
20	GD2947	1	Hose, 7/16" x 28"
21	G10213501	1	True Speed ESD Ground Strap Harness
22	GR1292	1	Hex Socket Button Head Cap Screw, No. 8-32 x 1/2"
23	G11202	1	Lock Nut W/Nylon Insert, No. 8-32, Stainless Steel
24	GA22522	1	Insecticide Harness
25	G10979901	1	Foam Plug

(108019)



ITEM	PART NO.	QTY.	DESCRIPTION
1	GA17775	1	Chemical Hopper
2	GD23802	1	R.H. Hopper Support
3	GD23803	1	L.H. Hopper Support
4	GA17454	1	Hopper Lid
5	GD11424	4	Block
6	G10229	4	Lock Washer, 3/8"
7	G10002	4	Hex Head Cap Screw, 3/8"-16 x 3/4"
8	---	1	<a href="#">See "Granular Chemical Meter Assembly" on page P51</a>
9	---	---	---
10	G10257	4	Lock Washer, No. 10
11	G11281	4	Hex Button Head Cap Screw, 10-24 x 1/2"
12	GD6291	1	Insulated Clamp, 3/8"
13	G10243	1	Washer, No. 10 SAE

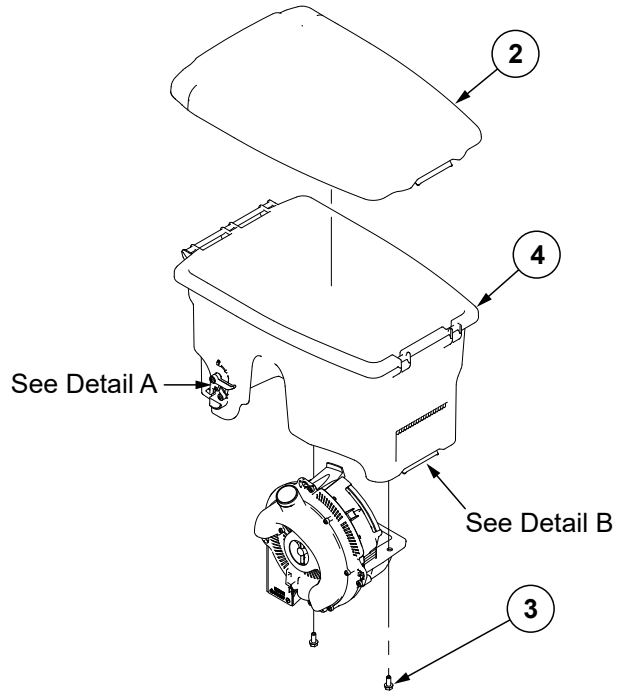
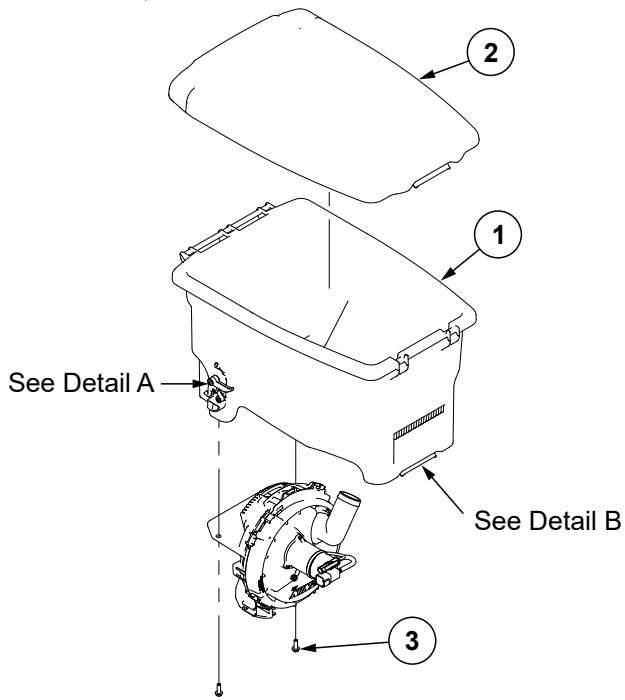
(108018)



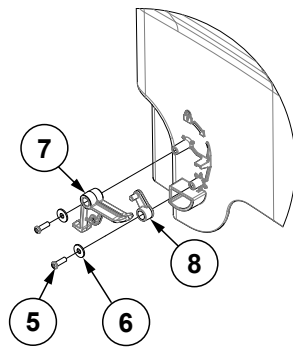


ITEM	PART NO.	QTY.	DESCRIPTION
1	GD22693	1	L.H. Insecticide Housing
	GD22694	-	R.H. Insecticide Housing
2	GD29491	1	Drive Shaft
3	GD22695	1	Bearing Sleeve, 3/8" O.D. x 1/4" I.D. x 1/4"
4	GD22696	2	Flange Bearing, 1/4" O.D. x 3/16" I.D. x 3/8"
5	GD29492	1	Gear
6	G11687	1	Spring Slot Pin
7	GA24364	1	Flow Sensor
8	---	---	---
9	G11447	4	Hex Button Head Cap Screw, #10-24 x 5/8"
10	G11445	4	Hex Locknut, #10-24
11	GA15473	1	Step Motor, 3.5 AMP
12	G10260	2	Hex Socket Head Cap Screw, 1/4"-20 x 1/2"
13	GB0577	1	Motor Cover
14	G10261	4	Hex Button Head Cap Screw, #10-32 x 3/8"
15	GB0579	1	Insecticide Impeller
16	GD28515	1	O-Ring
17	GD27021	1	Submount Plate
18	GR1292	6	Hex Socket Button Head Cap Screw, No. 8-32 x 1/2"
19	G11202	6	Lock Nut W/Nylon Insert, No. 8-32, Stainless Steel
20	GA18814	1	Insecticide Mount
21	G10531	4	Wing Nut W/Nylon Insert, 1/4"-20
22	G10213602	1	True Speed ESD Ground Strap Harness

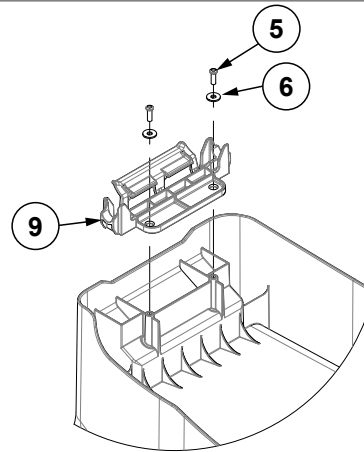
(108927/108928/108929)



Detail A

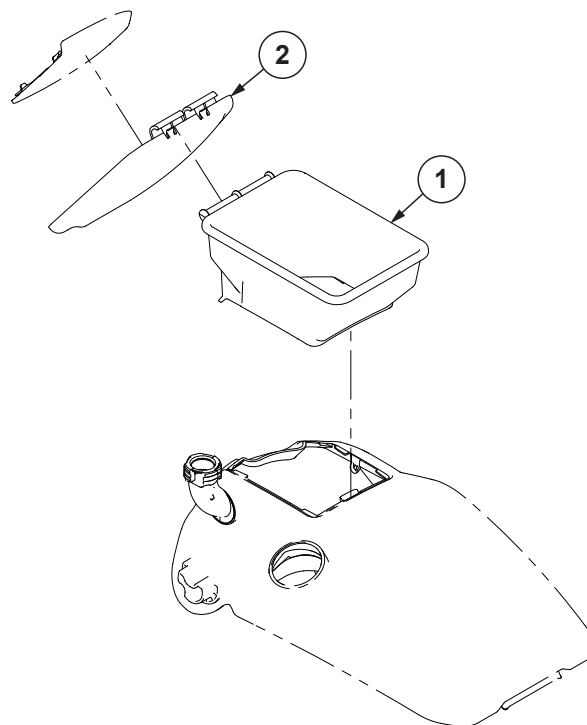


Detail B



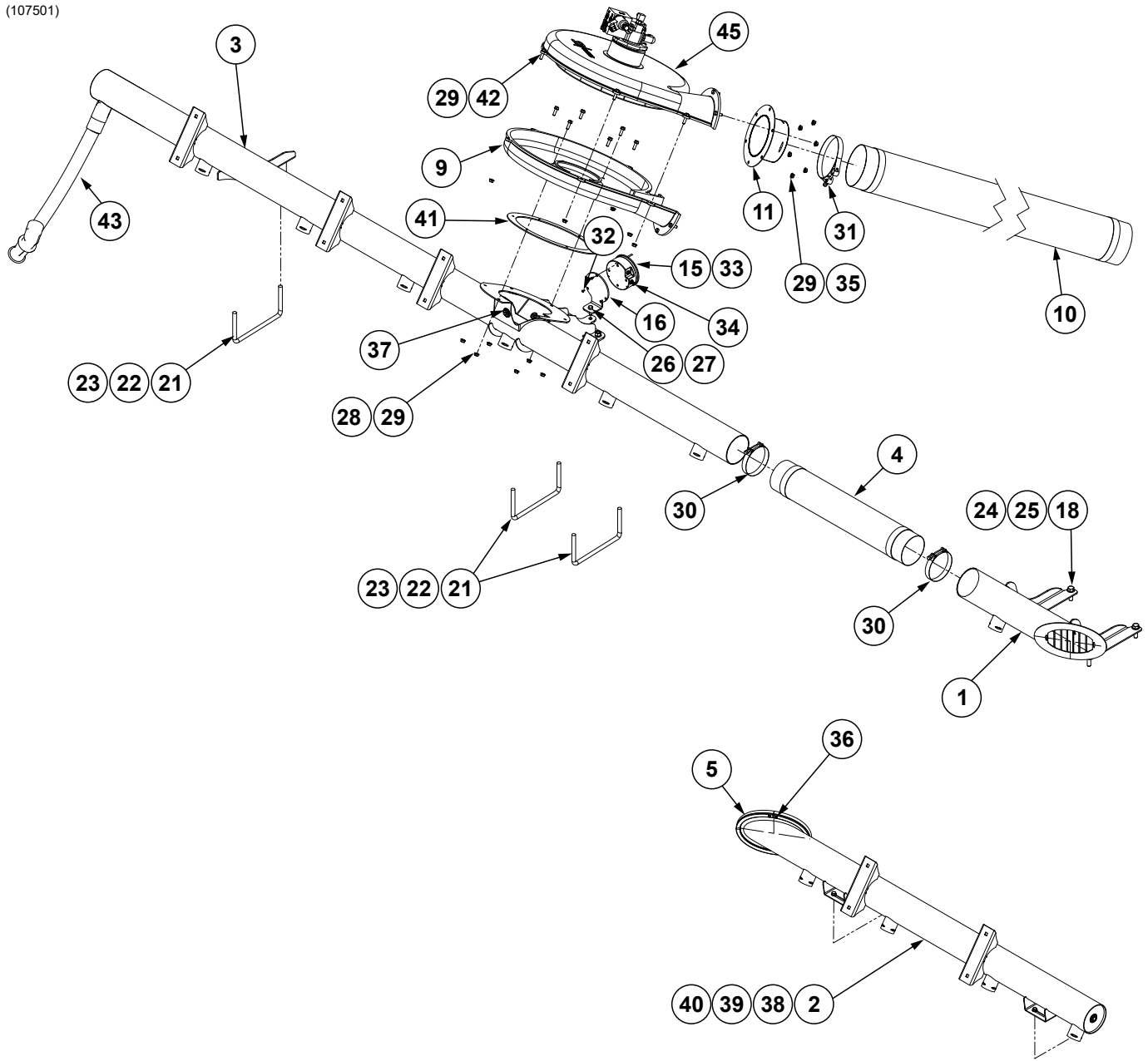
ITEM	PART NO.	QTY.	DESCRIPTION
1	G10893101	1	True Speed Hopper, 0.8 Bu
	G10893901	-	Threaded Insert, 1/4"-20
2	G10893501	1	Hopper Lid Assembly
	GB0760	-	Lid Hook (Included W/G10893501)
	G11063101	-	Hopper Latch, Black (Included W/G10893501)
3	G10988	2	Hex Non-Serrated Flange Cap Screw, 1/4"-20 x 3/4"
4	G10893201	1	True Rate Hopper, 0.9 Bu
	GD12561	-	Threaded Insert, 5/16"-18
5	G10701401	6	Torx Pan Head Tapping Screw, 8-18 x 1/2"
6	G11961	6	Flat Washer, No. 8
7	G10893701	2	Hopper Lever, Red
8	G10893801	2	Hopper Lower Link, Red
9	G11063102	1	Hopper Latch, Red

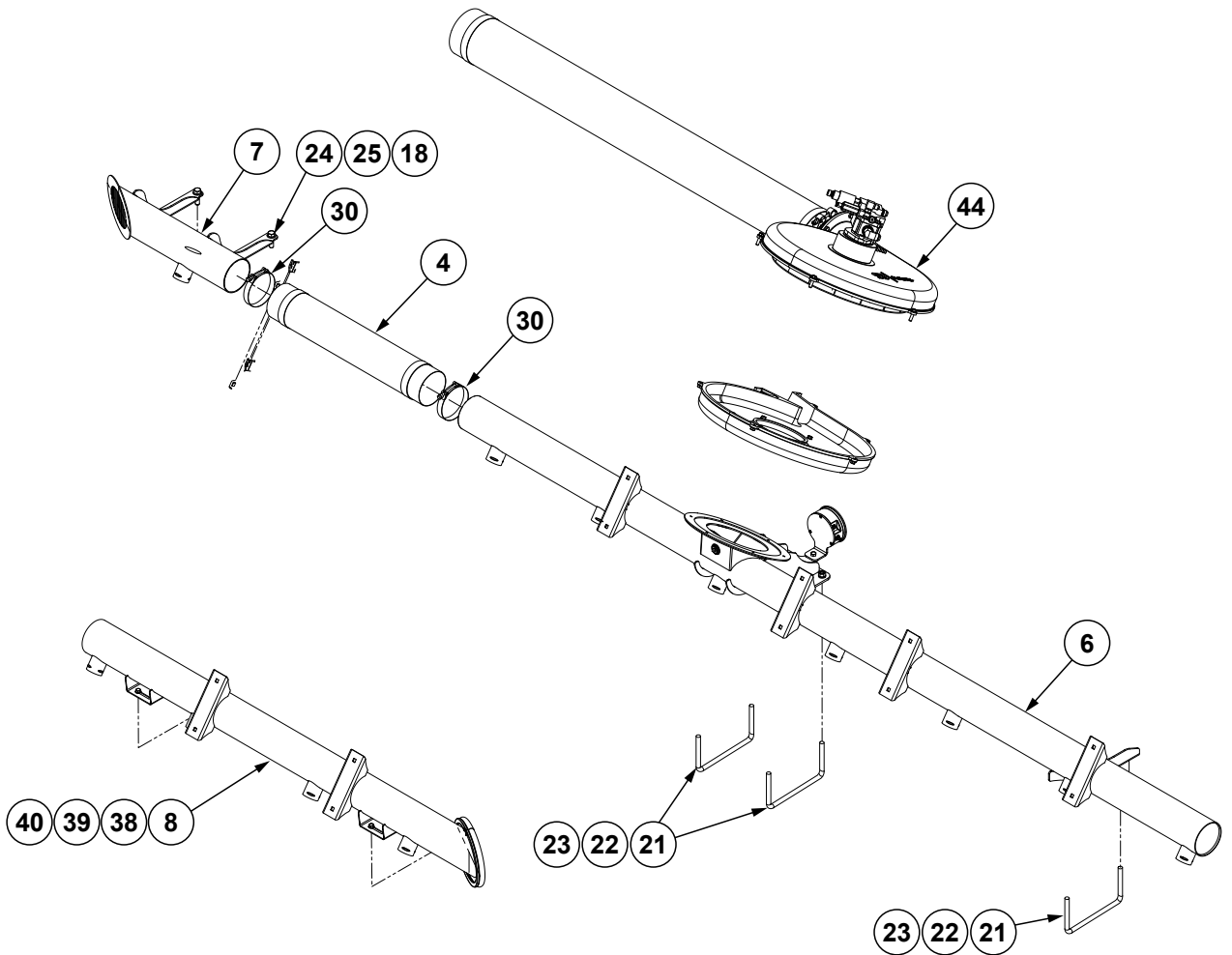
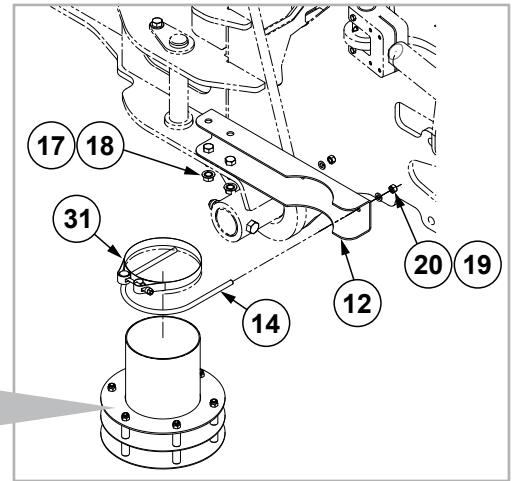
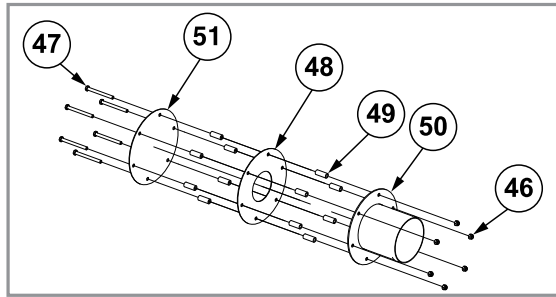
(109218)



ITEM	PART NO.	QTY.	DESCRIPTION
1	G10921601	1	Hopper Extension
2	G10921701	1	Hopper Extension Lid

(107501)





(Continued on following pages.)

## Vacuum Fan and Manifold, 24 Row 20" (2024 Production)

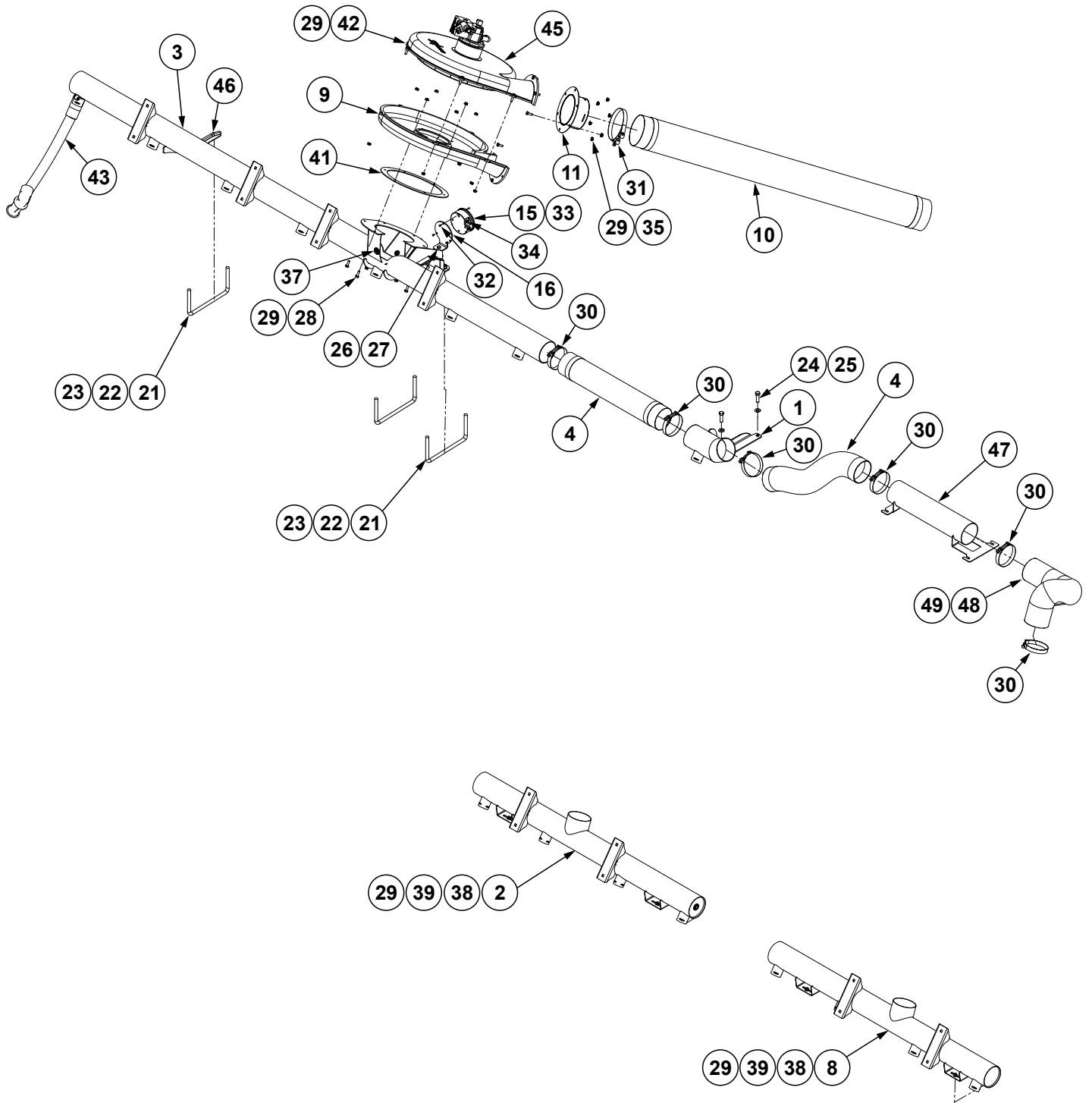
Model 5700

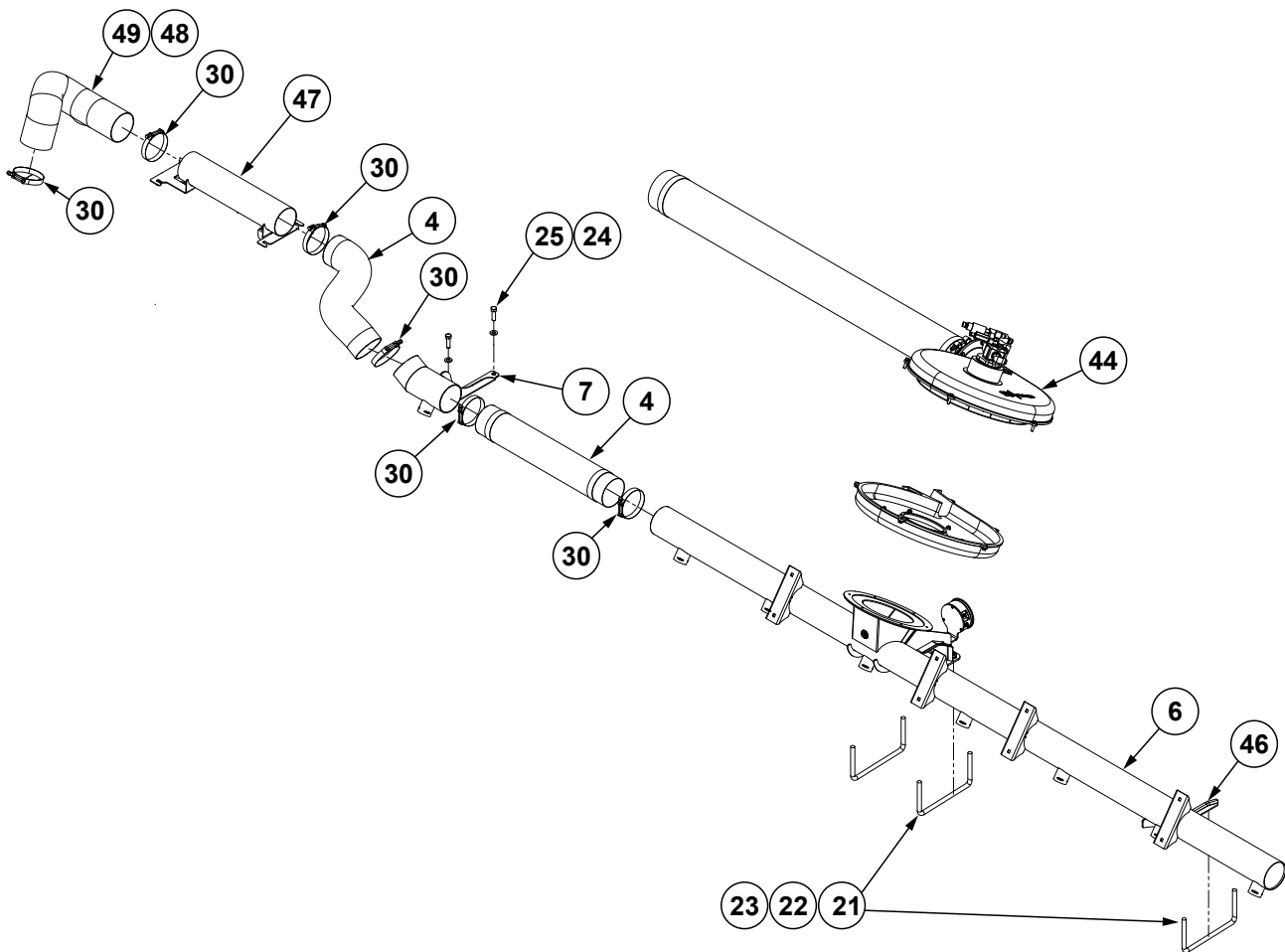
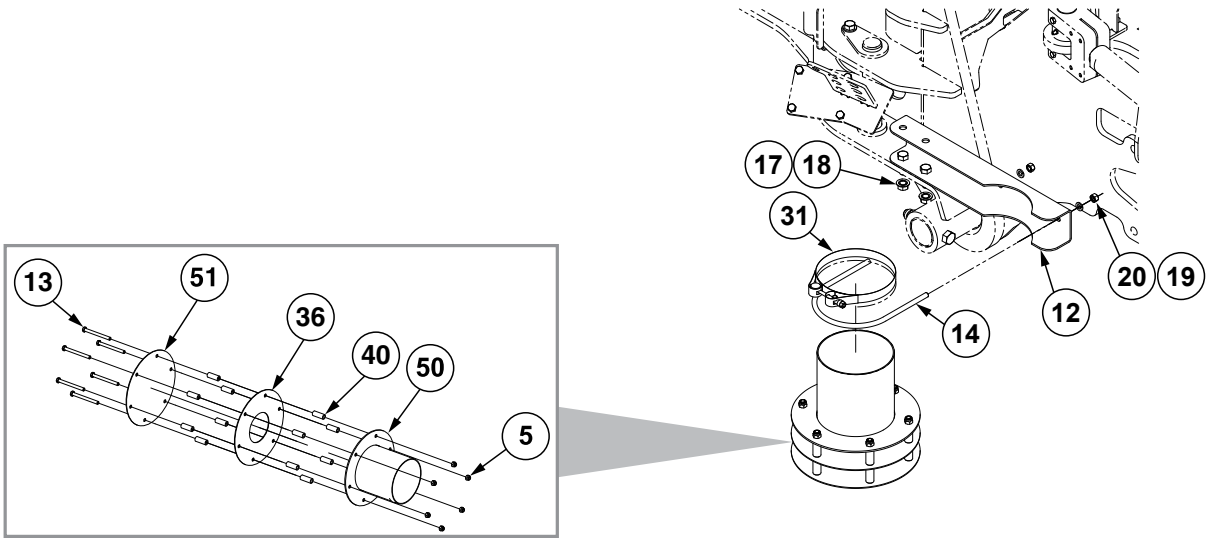
M0320-02

ITEM	PART NO.	QTY.	DESCRIPTION
1	G10997701	1	L.H. Vacuum Manifold
2	G10748801	1	L.H. Center Vacuum Manifold
3	G10748301	1	L.H. Outer Frame Vacuum Manifold
4	GD19659-02	2	Hose, 4 1/2" x 26"
5	GD35438-27.44	2	Soft Rubber Seal, 27.44"
6	G10986401	1	R.H. Outer Frame Vacuum Manifold
7	G10997601	1	R.H. Vacuum Manifold
8	G10749901	1	R.H. Outer Frame Vacuum Manifold
9	GD35447	2	Inlet Housing
10	GD19658-08	2	Hose, 6" x 62"
11	GA25441	2	Flex Tube Mount
12	G10750001	2	Vacuum Exhaust Bracket
13	---	---	---
14	GD35437	2	U-Bolt, 6" x 3/8"-16
15	GA21406	2	Pressure Gauge
	GR1777	4	Hose Barb, 3/16" x 1/8" NPT (Included W/GA21406)
16	GD15804	2	Mount
17	G10017	4	Hex Head Cap Screw, 1/2"-13 x 1 1/2"
18	G10071	12	Serrated Flange Nut, 1/2"-13
19	G10229	4	Lock Washer, 3/8"
20	G10101	4	Hex Nut, 3/8"-16
21	GD18327	6	U-Bolt, 3" x 7" x 1/2"-13
22	G10228	12	Lock Washer, 1/2"
23	G10102	12	Hex Nut, 1/2"-13
24	G10039	8	Hex Head Cap Screw, 1/2"-13 x 1 3/4"
25	G11389	8	Flat Washer, 1/2" Plated SAE
26	G10001	2	Hex Head Cap Screw, 3/8"-16 x 1"
27	G11091	2	Serrated Flange Nut, 3/8"-16
28	G11480	12	Hex Socket Flange Cap Screw, 5/16"-18 x 1"
29	G10620	36	Serrated Flange Nut, 5/16"-18
30	G11360	4	T-Bolt Hose Clamp, 4 1/2"
31	G11367	4	T-Bolt Clamp 6"
32	G11215	6	Hex Flat Head Cap Screw, No. 6-32 x 3/8", Grade 8
33	GD15849-02	1	Clear Plastic Tubing, 5/16" O.D. x 120"
34	GA10799	2	Breather, 1/8" Male NPT
35	G10991	12	Hex Head Cap Screw, 5/16"-18 x 7/8"
36	G11924	4	Hex Head Non Serrated Flange Self-Drilling Screw, No. #6-20 x 3/8"
37	G11972	2	M-NPT Pipe Plug, 1/8"
38	G10043	8	Hex Head Cap Screw, 5/16"-18 x 3/4"
39	G11386	16	Flat Washer, 5/16" SAE
40	G10109	8	Lock Nut, 5/16"-18
41	GD26697	2	Fan Gasket
42	G11921	12	Hex Serrated Flange Cap Screw, 5/16"-18 x 1 1/4", Grade 5
43	*D36495-26	24	Black Hose, 1 1/2" I.D. x 26"
	G10646201	24	Vacuum Hose End
	G10676	24	Hose Clamp, No. 36, Stainless Steel
	GD31424	24	Vacuum Cuff Screw, 1 1/2"
	G10812301	24	Vacuum Shipping Plug
44	---	1	<a href="#">See "Vacuum Fan Assembly" on page P65</a>
45	---	1	<a href="#">See "Vacuum Fan Assembly" on page P65</a>
46	G10108	20	Lock Nut, 3/8"-16
47	G10063	12	Hex Head Cap Screw, 3/8"-16 x 4"
48	GD35434	2	Diffuser Ring
49	GD2971-26	24	Sleeve, 3/8" I.D x 5/8" O.D. x 1.63" Long
50	GA25427	2	Diffuser
51	GD35435	2	Diffuser Cap

\*Hose not stocked by Kinze repair parts, but is available in bulk (GD36495-600)

### Vacuum Fan and Manifold, 24 Row 20" (2025 Production and On)



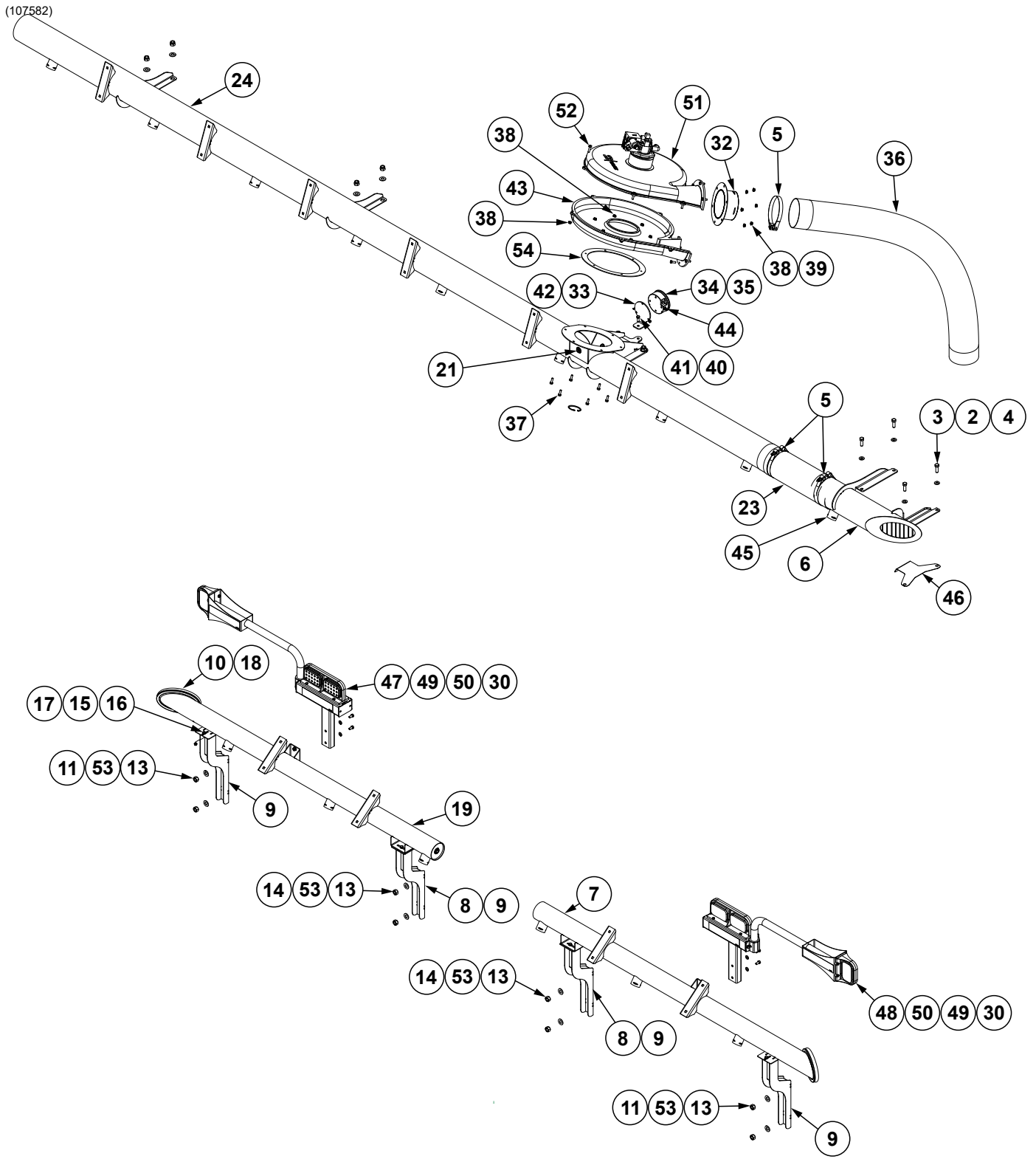


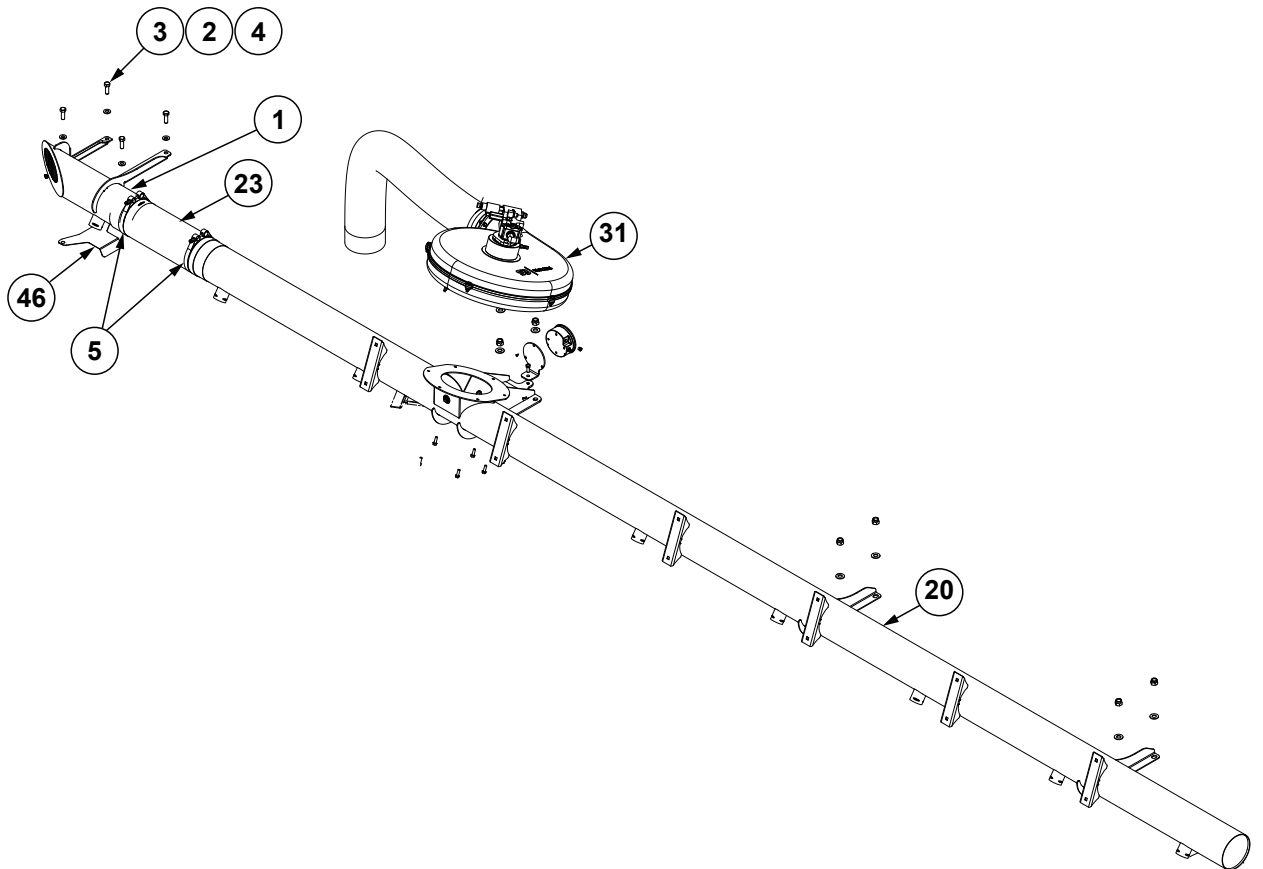
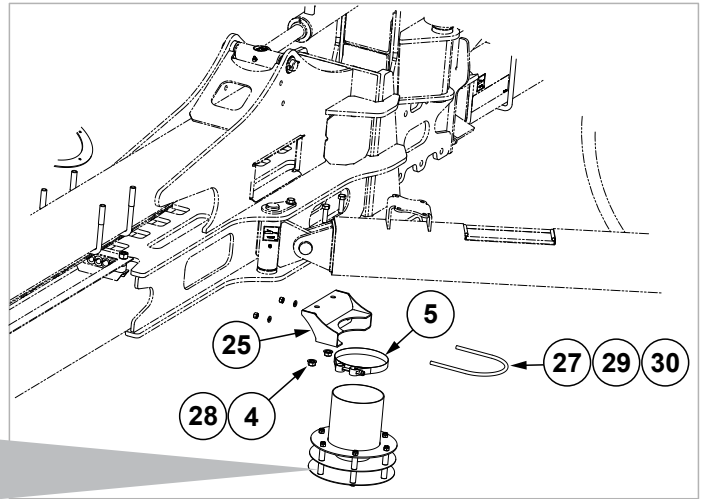
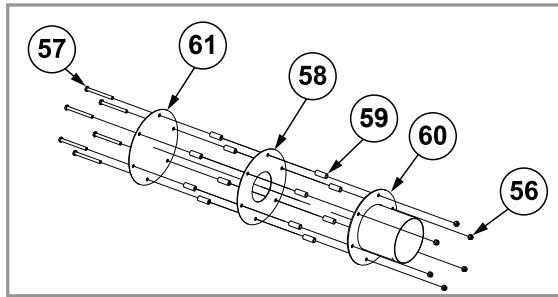


## Vacuum Fan and Manifold, 24 Row 20" (2025 Production and On)

ITEM	PART NO.	QTY.	DESCRIPTION
1	G11084801	1	Flex Hose Connect, L.H.
2	G11085701	1	Center Vacuum Manifold, L.H.
3	G11077601	1	Outer Frame Vacuum Manifold, L.H.
4	GD19659-02	4	Hose, 4½" x 26"
5	G10108	20	Lock Nut, ⅜"-16
6	G11077701	1	Outer Frame Vacuum Manifold, R.H.
7	G11085001	1	Flex Hose Connect, R.H.
8	G11085901	1	Center Vacuum Manifold, R.H.
9	GD35447	2	Inlet Housing
10	GD19658-08	2	Hose, 6" x 62"
11	GA25441	2	Flex Tube Mount
12	G10750001	2	Vacuum Exhaust Bracket
13	G10063	12	Hex Head Cap Screw, ⅜"-16 x 4"
14	GD35437	2	U-Bolt, 6" x ⅜"-16
15	GA21406	2	Pressure Gauge
	GR1777	4	Hose Barb, ⅜" x ⅛" NPT (Included W/GA21406)
16	GD15804	2	Mount
17	G10017	4	Hex Head Cap Screw, ½"-13 x 1½"
18	G10071	8	Serrated Flange Nut, ½"-13
19	G10229	4	Lock Washer, ⅜"
20	G10101	4	Hex Nut, ⅜"-16
21	GD18327	6	U-Bolt, 3" x 7" x ½"-13
22	G10228	12	Lock Washer, ½"
23	G10102	12	Hex Nut, ½"-13
24	G10039	4	Hex Head Cap Screw, ½"-13 x 1¾"
25	G11389	4	Flat Washer, ½" Plated SAE
26	G10001	2	Hex Head Cap Screw, ⅜"-16 x 1"
27	G11091	2	Serrated Flange Nut, ⅜"-16
28	G11480	12	Hex Socket Flange Cap Screw, ⅝"-18 x 1"
29	G10620	44	Serrated Flange Nut, ⅝"-18
30	G11360	12	T-Bolt Hose Clamp, 4½"
31	G11367	4	T-Bolt Clamp 6"
32	G11215	6	Hex Flat Head Cap Screw, No. 6-32 x ⅜", Grade 8
33	GD15849-02	1	Clear Plastic Tubing, ⅝" O.D. x 120"
34	GA10799	2	Breather, ⅛" Male NPT
35	G10991	12	Hex Head Cap Screw, ⅝"-18 x ⅞"
36	GD35434	2	Diffuser Ring
37	G11972	2	M-NPT Pipe Plug, ⅛"
38	G10043	8	Hex Head Cap Screw, ⅝"-18 x ¾"
39	G11386	8	Flat Washer, ⅝" SAE
40	GD2971-26	24	Sleeve, ⅜" I.D x ⅝" O.D. x 1.63" Long
41	GD26697	2	Fan Gasket
42	G11921	12	Hex Serrated Flange Cap Screw, ⅝"-18 x 1¼", Grade 5
43	*D36495-26	24	Black Hose, 1½" I.D. x 26"
	G10646201	24	Vacuum Hose End
	G10676	24	Hose Clamp, No. 36, Stainless Steel
	GD31424	24	Vacuum Cuff Screw, 1½"
	G10812301	24	Vacuum Shipping Plug
44	---	1	<a href="#">See "Vacuum Fan Assembly" on page P65</a>
45	---	1	<a href="#">See "Vacuum Fan Assembly" on page P65</a>
46	GD35413-8.25	2	Edge Trim Protection, 1/4" x 1/2" x 8-1/4"
47	G11085401	2	Vacuum Tube
48	G11088201	2	Seed Hose Strap
49	GD19659-03	2	Hose, 4½" x 49"
50	GA25427	2	Diffuser
51	GD35435	2	Diffuser Cap

\*Hose not stocked by Kinze repair parts, but is available in bulk (GD36495-600)





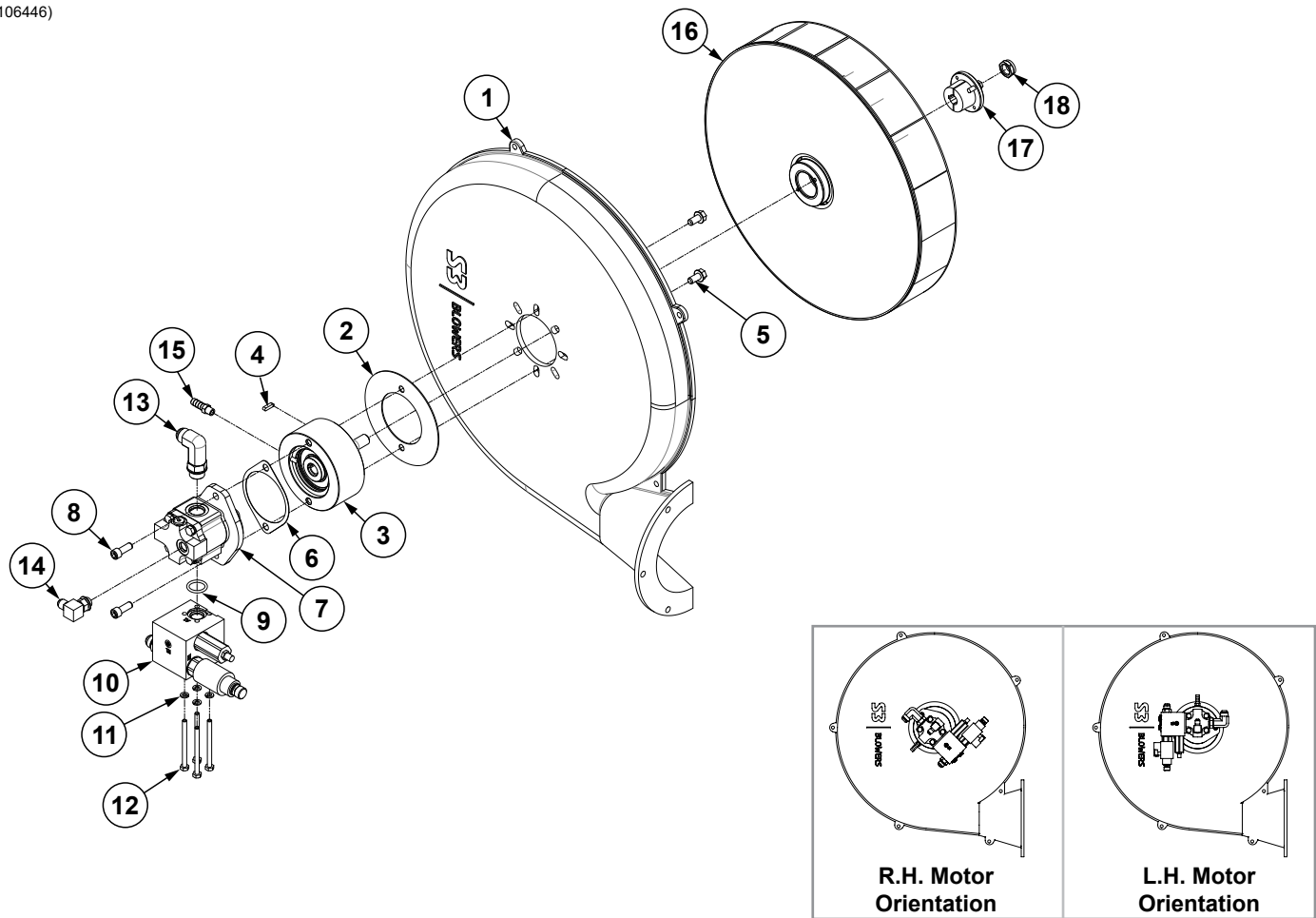
(Continued on following pages.)

ITEM	PART NO.	QTY.	DESCRIPTION
1	GA26778	1	R.H. Stub Wing Vacuum Manifold
2	G11389	8	Flat Washer, 1/2" Plated SAE
3	G10017	8	Hex Head Cap Screw, 1/2"-13 x 1 1/2"
4	G10071	12	Serrated Flange Nut, 1/2"-13
5	G11367	8	T-Bolt Clamp 6"
6	GA26779	1	L.H. Stub Wing Vacuum Manifold
7	G10423301	1	R.H. Center Frame Vacuum Manifold, 24 Row 30"
	G10422901	-	R.H. Center Frame Vacuum Manifold, 36 Row 20"
8	G10936001	2	Center Frame Vacuum Manifold Mount, 24 Row 30" Only
9	G10935601	2	Center Frame Vacuum Manifold Mount, 24 Row 30" and 36 Row 20"
10	GD35438-23.75	2	Soft Rubber Seal, 23.75"
11	GD1114	2	U-Bolt, 7" x 7" x 5/8"-11
12	---	---	---
13	G10104	8	Hex Nut, 5/8"-11
14	GA17660	4	T-Bolt, 5/8"-11 x 1 1/2"
15	G11386	16	Flat Washer, 5/16" SAE
16	G10043	8	Hex Head Cap Screw, 5/16"-18 x 3/4"
17	G10109	8	Lock Nut, 5/16"-18
18	G11924	4	Hex Head Non Serrated Flange Self-Drilling Screw, No. #6-20 x 3/8"
19	G10423401	1	L.H. Center Frame Vacuum Manifold, 24 Row 30"
	G10423001	-	L.H. Center Frame Vacuum Manifold, 36 Row 20"
20	G10935501	1	R.H. Center Frame Vacuum Manifold, 24 Row 30"
	G10935401	-	R.H. Center Frame Vacuum Manifold, 36 Row 20"
21	G11972	2	M-NPT Pipe Plug, 1/8"
22	GD16598	8	U-Bolt, 4" x 7" x 5/8"-11
23	GD19658-03	2	Black Hose, 6" I.D. x 20"
24	G10935801	1	L.H. Outer Frame Vacuum Manifold, 24 Row 30"
	G10935701	-	L.H. Outer Frame Vacuum Manifold, 36 Row 30"
25	GA26393	2	Manifold Support Bracket
26	---	---	---
27	GD35437	2	U-Bolt, 6" x 3/8"-16
28	G10039	4	Hex Head Cap Screw, 1/2"-13 x 1 3/4"
29	G10229	4	Lock Washer, 3/8"
30	G10101	8	Hex Nut, 3/8"-16
31	---	1	<a href="#">See "Vacuum Fan Assembly" on page P65</a>
32	GA25441	2	Flex Tube Mount
33	GD15804	2	Mount
34	GA21406	2	Pressure Gauge
	GR1777	4	Hose Barb, 3/16" x 1/8" NPT (Included W/GA21406)
35	GA10799	2	Breather, 1/8" Male NPT
36	GD19658-02	2	Black Hose, 6" I.D. x 56"
37	G11480	12	Hex Socket Flange Cap Screw, 5/16"-18 x 1"
38	G10620	36	Serrated Flange Nut, 5/16"-18
39	G10991	12	Hex Head Cap Screw, 5/16"-18 x 7/8"
40	G10001	2	Hex Head Cap Screw, 3/8"-16 x 1"
41	G11091	2	Serrated Flange Nut, 3/8"-16
42	G11215	6	Hex Flat Head Cap Screw, No. 6-32 x 3/8", Grade 8
43	GD35447	2	Inlet Housing
44	GD15849-02	1	Clear Plastic Tubing, 5/16" O.D. x 120"
45	*D36495-26	24/36	Black Hose, 1 1/2" I.D. x 26"
	GD31424	24/36	Vacuum Cuff Screw, 1 1/2"
	G10646201	24/36	Vacuum Hose End
	G10676	24/36	Hose Clamp, No. 36, Stainless Steel
	G10812301	24/36	Vacuum Shipping Plug
46	G10387501	2	Hose Protector Plate

ITEM	PART NO.	QTY.	DESCRIPTION
47	---	1	<a href="#">See "Safety/Warning Lights" on page P229</a>
48	---	1	<a href="#">See "Safety/Warning Lights" on page P229</a>
49	G10002	4	Hex Head Cap Screw, 3/8"-16 x 3/4"
50	G11387	8	Flat Washer, 3/8" SAE
51	---	---	<a href="#">See "Vacuum Fan Assembly" on page P65</a>
52	G11921	12	Hex Serrated Flange Cap Screw, 5/16"-18 x 1 1/4", Grade 5
53	G11391	24	Flat Washer, 5/8" SAE
54	GD26697	2	Fan Gasket
55	G10107	16	Lock Nut, 5/8"-11
56	G10108	20	Lock Nut, 3/8"-16
57	G10063	12	Hex Head Cap Screw, 3/8"-16 x 4"
58	GD35434	2	Diffuser Ring
59	GD2971-26	24	Sleeve, 3/8" I.D x 5/8" O.D. x 1.63" Long
60	GA25427	2	Diffuser
61	GD35435	2	Diffuser Cap

**\*Hose not stocked by Kinze repair parts, but is available in bulk (GD36495-600)**

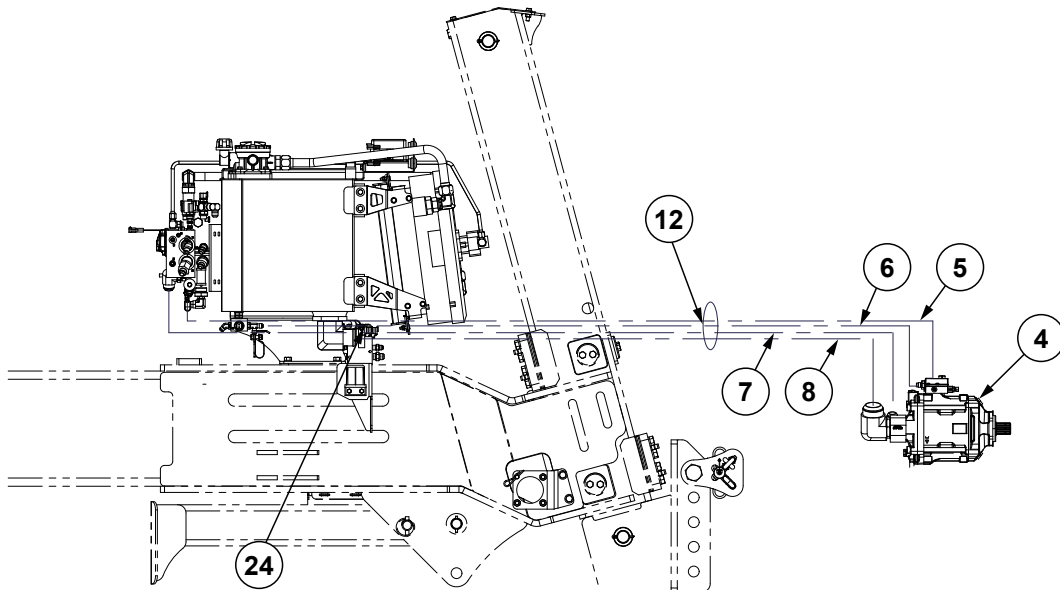
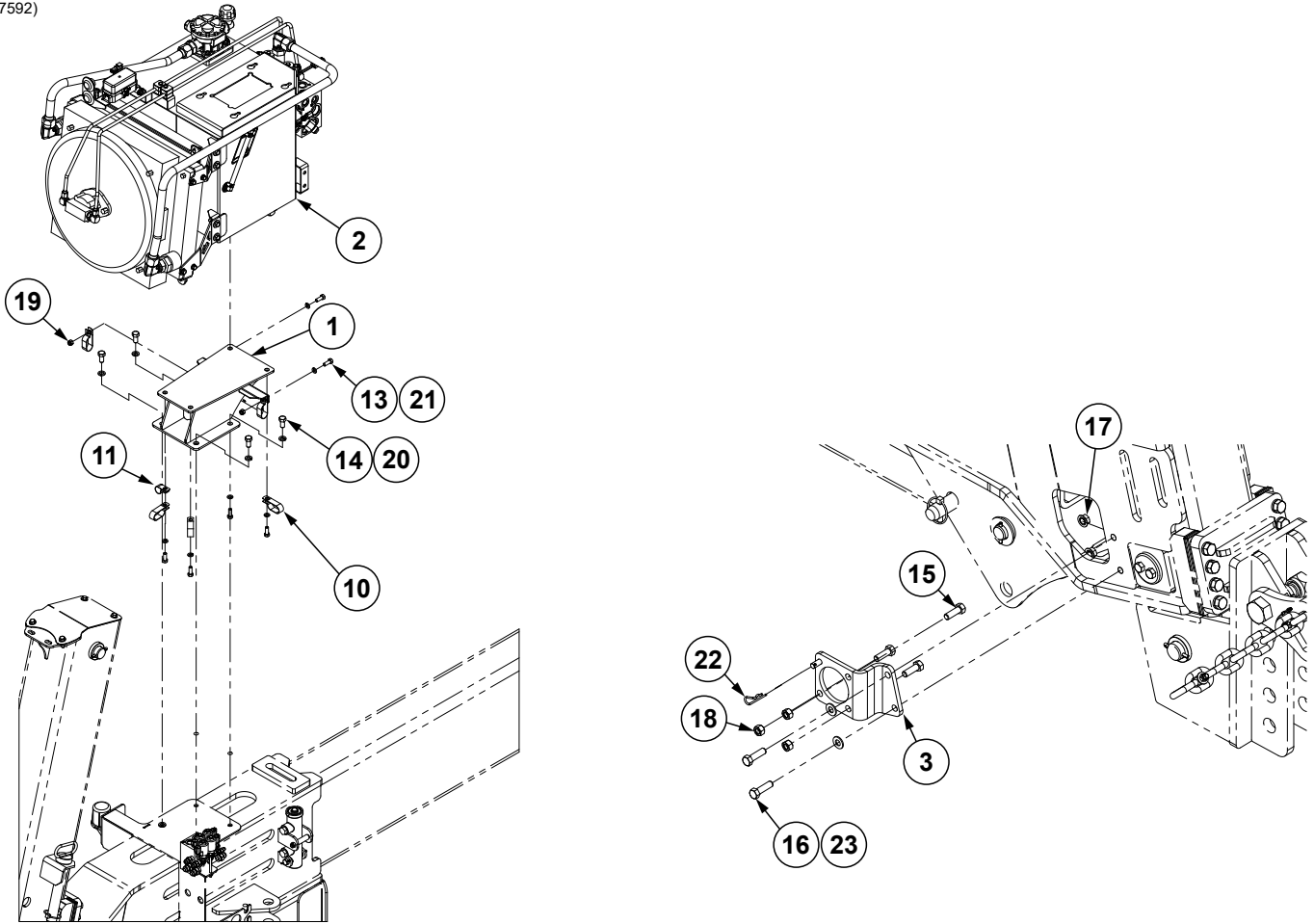
(106446)



ITEM	PART NO.	QTY.	DESCRIPTION
1	G10102301	1	Vacuum Fan Drive Case
2	GD25644	1	Cover Plate
3	G10075001 GD20928	1 -	Overhung Load Adaptor Bearing
4	GD21300	1	Key
5	G11123	2	Hex Serrated Flange Cap Screw, 3/8"-16 x 3/4"
6	GD30882	1	2-Bolt Mount Gasket
7	G10163901 G10164001	1 ---	Hydraulic Motor, 24 Row True Rate Hydraulic Motor, 24 Row True Speed and 36 Row True Rate and True Speed
8	G11261	2	Hex Socket Head Cap Screw, 3/8"-16 x 1"
9	GD30262	1	O-Ring, No. 213
10	---	1	<a href="#">See "Vacuum Fan Control Manifold Block Assembly" on page P200</a>
11	G10227	4	Lock Washer, 1/4"
12	G10162	4	Hex Head Cap Screw, 1/4"-20 x 3 1/4"
13	G6801-L-10 GR1466	1 -	Long Elbow W/O-Ring, 90°, 7/8"-14 Male JIC To O-Ring O-Ring
14	G6801-06 GR1045	1	Elbow W/O-Ring, 90°, 9/16"-18 Male JIC To O-Ring O-Ring
15	GD35294	1	Hose Barb, 1/8"-27 NPTF x 3/8"
16	GA21510	1	Impellor
17	GD34103	1	Bushing
18	G11967	1	Nylon Lock Nut, 5/8"-11, Grade 8

**This page left blank intentionally.**

(107592)

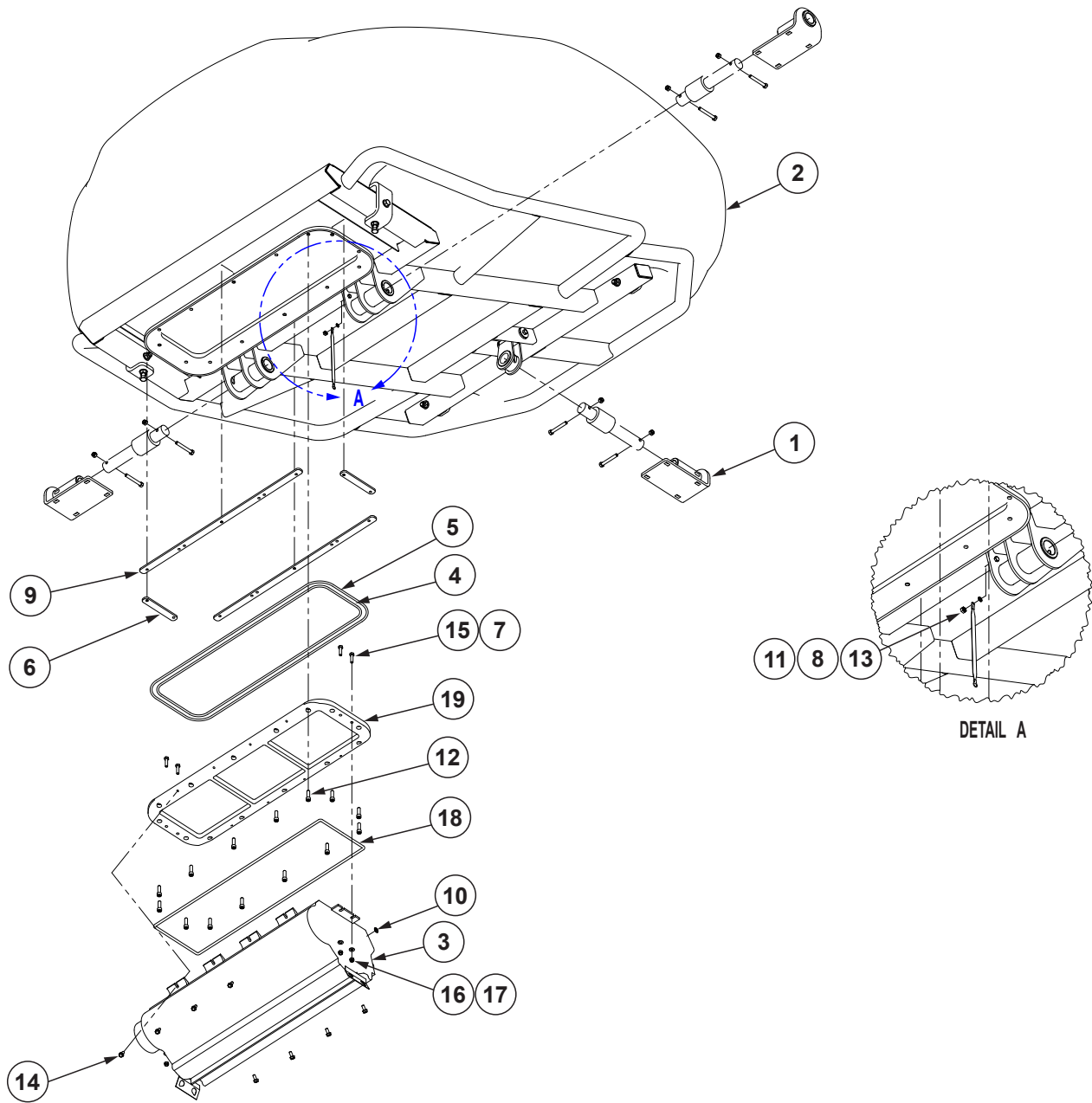




ITEM	PART NO.	QTY.	DESCRIPTION
1	G10252001	1	PTO Tank Support
2	---	1	<a href="#">See "PTO Pump Reservoir Assembly" on page P180</a>
3	G10996001	1	PTO Pump Mount
4	---	1	<a href="#">See "PTO Pump Assembly" on page P182</a>
5	*A7684-118	1	Hose Assembly, ¼" AR x 118" (04F-04F)
6	*A25696-101	1	Hose Assembly, ⅜" AR x 101" (06F-06F90L)
7	*A12992-115	1	Hose Assembly, 1" AR x 115" (16F-16F90M)
8	GA27230-92	1	Hose Assembly, 2" x 92" (32F-OE)
9	---	---	---
10	GD35449	5	Double Tube Clamp, 1"
11	GD20095	1	Insulated Clamp
12	GD19383-01	1	Hose Wrap, 90"
13	G10001	6	Hex Head Cap Screw, ⅝"-16 x 1"
14	G10014	4	Hex Head Cap Screw, ½"-13 x 1"
15	G10017	3	Hex Head Cap Screw, ½"-13 x 1½"
16	G10039	2	Hex Head Cap Screw, ½"-13 x 1¾"
17	G10071	2	Serrated Flange Nut, ½"-13
18	G10102	3	Hex Nut, ½"-13
19	G10108	2	Lock Nut, ⅜"-16
20	G10228	4	Lock Washer, ½"
21	G10229	6	Lock Washer, ⅜"
22	G10592	1	Hair Pin Clip, No. 11
23	G11389	2	Flat Washer, ½" Plated SAE
24	G11165	1	T-Bolt Clamp, 2½", Stainless Steel

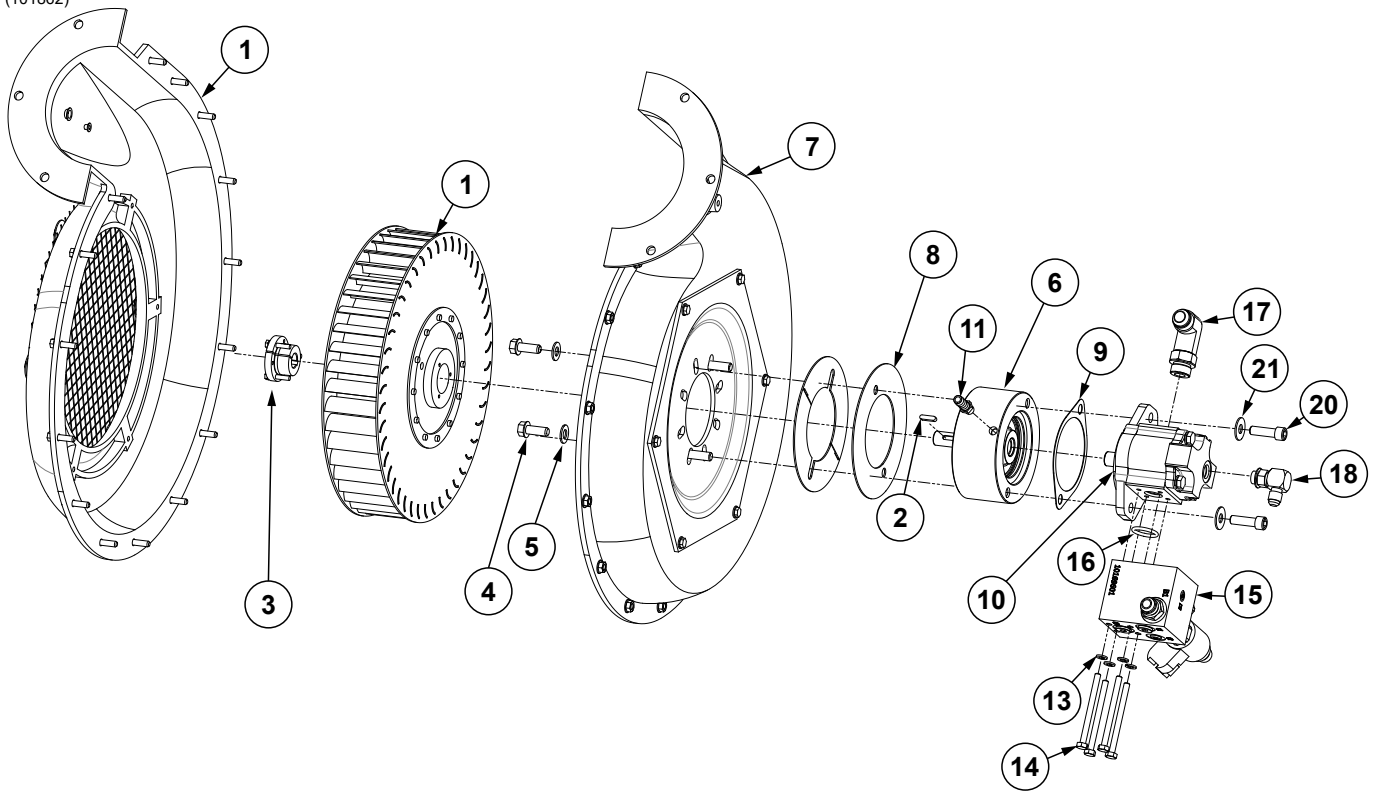
\* Hydraulic hose is not stocked by Kinze Repair Parts.

(100227)



ITEM	PART NO.	QTY.	DESCRIPTION
1	GA14041	3	Bulk Fill Tank Mount
2	G10129401	1	<a href="#">See "Bulk Fill Tank Assembly" on page P75</a>
3	GA27164	1	<a href="#">See "Entrainer Assembly" on page P81</a>
4	GD19690-05	1	Ribbon Sealer, 8.25'
5	GD19690-06	1	Ribbon Sealer, 9'
6	GD20923	2	Entrainer Mount Tap Block, Short
7			
8	GD27607	1	Ground Strap
9	G10057501	2	Entrainer Mount Tap Block
10	G10529	1	External Tooth Lock Washer, 3/8"
11	G11249	1	External Tooth Washer, 1/4"
12	G11848	14	Hex Socket Head Cap Screw, 3/8"-16 x 1 1/4"
13	G11528	1	Hex Nut W/External Tooth Washer, 1/4"-20
14	G10961	8	Hex Non-Serrated Flange Cap Screw, 5/16"-18 x 3/4", Grade 5
15	G10171	4	Hex Head Cap Screw, 5/16"-18 x 1 1/4"
16	G11182	4	Lock Nut W/Nylon Insert, 5/16"-18
17	G11386	4	Flat Washer, 5/16" SAE
18	G10302503	1	Foam Cord, 78.651"
19	G10109101	1	Entrainer Adapter, 18 Row

(101862)

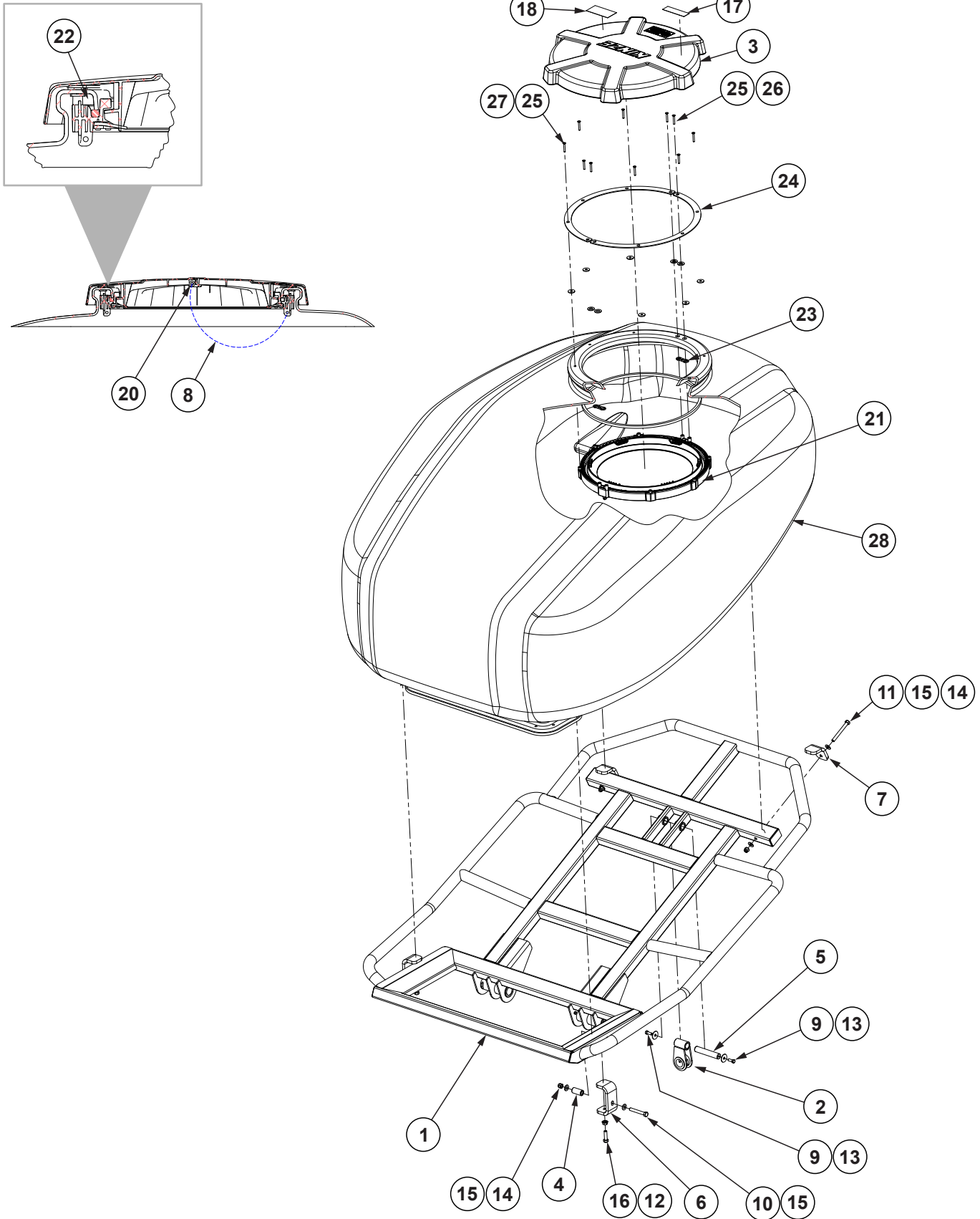


ITEM	PART NO.	QTY.	DESCRIPTION
1	GA14573	1	Bulk Fill Fan Assembly (Flanged)
	GR1968	1	Cover Plate (Included W/GA14573)
	G10988	12	Hex Non-Serrated Flange Cap Screw, 1/4"-20 x 3/4" (Included W/GA14573)
	GR1969	1	Backing Plate (Included W/GA14573)
	G10621	15	Serrated Flange Nut, 1/4"-20 (Included W/GA14573)
	GR1979	2	Plastic Plug, 7/16" (Included W/GA14573)
	GR1978	1	Plastic Plug, 1/4" (Included W/GA14573)
	GR2109	1	Impeller (Included W/GA14573)
	GR1970	1	Flanged Outer Case (Included W/GA14573)
	G11409	15	Hex Serrated Flanged Cap Screw, 1/4"-20 x 1" (Included W/GA14573)
	GR1967	1	Screen (Included W/GA14573)
	GR1977	6	Fender Washer, 1/4" (Included W/GA14573)
	G10004	2	Hex Head Cap Screw, 3/8"-16 x 1 1/4" (Included W/GA14573)
	G11387	2	Flat Washer, 3/8" SAE (Included W/GA14573)
	GR1968	1	Cover Plate (Included W/GA14573)
2	GD21300	1	Key
3	GR1961	1	Bushing, 5/8"
4	G10004	2	Hex Head Cap Screw, 3/8"-16 x 1 1/4"
5	G11387	2	Flat Washer, 3/8" SAE
6	GA25388	1	Overhung Load Adapter Assembly
	GD20928	-	Bearing
7	GR1971	1	Flanged Inner Case (Included W/GA14573)
8	GD25644	1	Cover Plate
9	GD30882	1	2-Bolt Mount Gasket
10	G10164101	1	Hydraulic Motor
11	GD35294	1	Hose Barb, 1/8"-27 NPTF x 3/8"
12	---	---	---
13	G10227	4	Lock Washer, 1/4"
14	G10162	4	Hex Head Cap Screw, 1/4"-20 x 3 1/4"
15	---	---	<a href="#">See "Bulk Fill Fan Control Block" on page P193</a>
16	GD30262	1	O-Ring, No. 213
17	G6801-L-10	1	Long Elbow W/O-Ring, 90°, 7/8"-14 Male JIC To O-Ring
	GR1466		O-Ring
18	G6801-06	1	Elbow W/O-Ring, 90°, 9/16"-18 Male JIC To O-Ring
	GR1045	-	O-Ring
19	---	---	---
20	G11848	2	Hex Socket Head Cap Screw, 3/8"-16 x 1 1/4"
21	G10210	2	Washer, 3/8" USS



ITEM	PART NO.	QTY.	DESCRIPTION
1	G10249701	1	Bulk Fill Tank Mount
2	---	1	<a href="#">See "Bulk Fill Tank Assembly" on page P75</a>
3	---	1	<a href="#">See "Bulk Fill Tank Assembly" on page P75</a>
4	G10186202	1	<a href="#">See "Bulk Fill Fan Assembly" on page P71</a>
5	GD19659-01	2	Black Hose, 4½" I.D. x 39"
6	GD20196	2	Clean Out Chute Clip
7	GD20194	1	Clean Out Chute Plate
8	GD26509	2	Mounting Bracket
9	G10249801	2	Hose Hanger
10	GD8306	2	U-Bolt, 7" x 5" x ½"-13
11	GA14128	1	Cleanout Chute
12	G10336701 G11078301	1	Bulkhead Bracket (2024 Production) Bulkhead Bracket (2025 Production and On)
13	G10599	8	Carriage Bolt, ⅜"-16 x 1¼"
14	G11091	16	Serrated Flange Nut, ⅜"-16
15	G10001	8	Hex Head Cap Screw, ⅜"-16 x 1"
16	G10301	24	Carriage Bolt, ⅜"-16 x 1½"
17	G11387	24	Hardened Washer, ⅜" SAE
18	G10108	24	Lock Nut, ⅜"-16
19	G11360	4	T-Bolt Hose Clamp, 4½"
20	G11204	6	Hex Serrated Flange Cap Screw, ⅜"-16 x 1¼", Grade 5
21	G10216	4	Washer, ½" USS
22	G10111	4	Lock Nut, ½"-13
23	G2704-08	1	Bulkhead Tee, ¾"-16 JIC
24	G6602-08	1	Swivel Tee, ¾"-16 JIC
25	G6602-10	1	Swivel Tee, ⅞"-14 JIC
26	G2704-10	1	Tee, ⅞"-14 JIC
27	G2701-10	1	Elbow, 90°, ⅞"-14 Male JIC
28	G2701-08	1	Bulkhead Elbow, 90°, ¾"-16 Male JIC
29	G2703-06	1	Bulkhead Tee, ¾"-18 Male JIC

(101294)

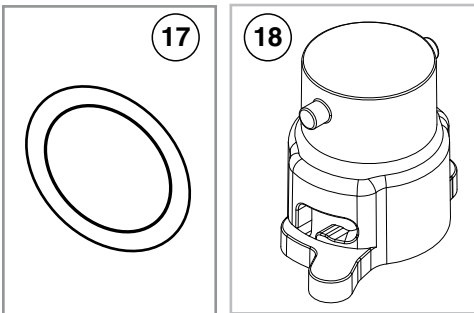
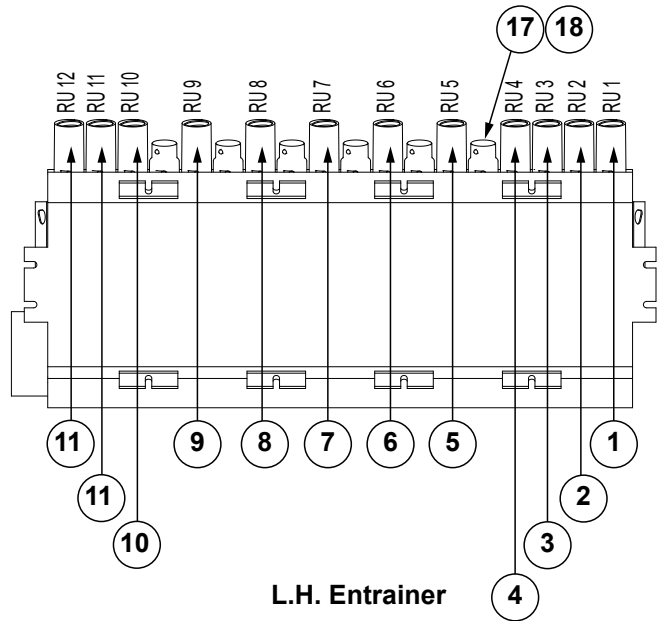
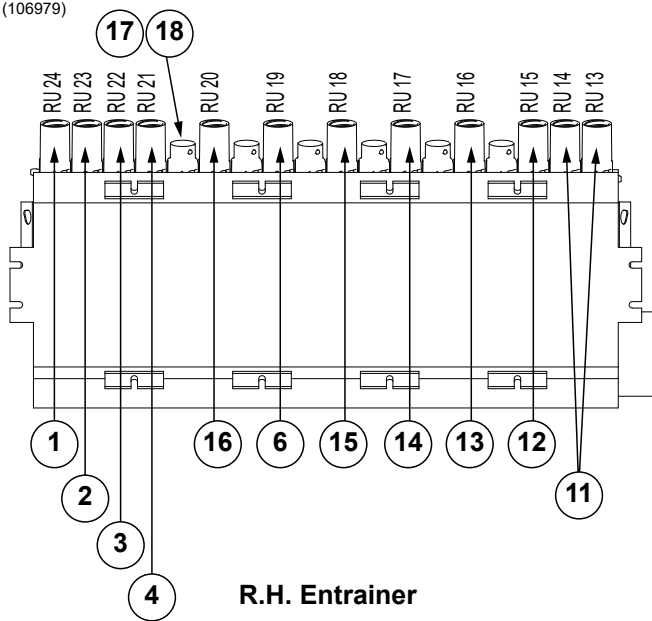




ITEM	PART NO.	QTY.	DESCRIPTION
1	GA17033	1	55 Bushel Bulk Fill Cradle
2	GA17034	1	Rear Tank Mount
3	GB0673	1	Bulk Fill Tank Lid
4	GD4887-27	2	Sleeve, 1" O.D. x .562 I.D. x 2"
5	GD20037	1	Pin, 1" x 5 $\frac{3}{8}$ "
6	GD24693	2	Side Tank Clip
7	GD24695	2	Rear Tank Clip
8	GD24879-01	1	Rope Tether, 36"
9	G10001	2	Hex Head Cap Screw, $\frac{3}{8}$ "-16 x 1"
10	G10033	2	Hex Head Cap Screw, $\frac{1}{2}$ "-13 x 3 $\frac{1}{2}$ "
11	G10045	2	Hex Head Cap Screw, $\frac{1}{2}$ "-13 x 4 $\frac{1}{2}$ "
12	G10071	2	Serrated Flange Nut, $\frac{1}{2}$ "-13
13	G10201	2	Special Washer, $\frac{3}{8}$ " x 1 $\frac{1}{2}$ " O.D.
14	G10974	4	Lock Nut W/Nylon Insert, $\frac{1}{2}$ "-13
15	G11389	8	Flat Washer, $\frac{1}{2}$ " Plated SAE
16	G11519	2	Hex Head Cap Screw, $\frac{1}{2}$ "-13 x 1 $\frac{3}{4}$ "
17	---	---	<a href="#">See "Decals, Paint, and Miscellaneous" on page P295</a>
18	---	---	<a href="#">See "Decals, Paint, and Miscellaneous" on page P295</a>
19	---	---	---
20	G11386	1	Flat Washer, $\frac{5}{16}$ " SAE
21	G10129501	1	Bulk Fill Lid Seal Assembly
	GD24386	6	ASD Lid Seal Ring Segment (Included W/GA16997)
	GB1206	1	ASD Tank Latch Ring (Included W/GA16997)
	GB0675	1	ASD Tank Lid Seal (Included W/GA16997)
	G11522	18	Phillip Pan Head Tapping Screw, #8-18 x $\frac{5}{8}$ " (Included W/GA16997)
22	*GD35274-01	1	Ribbon Sealer, 66 $\frac{1}{2}$ " (Length Used For Tank Lid)
23	GB0905	2	Lid Seal Ring Spacer
24	GD35844	2	Top Ring Mount Plate
25	G10132501	10	Hex Flange Head Cap Screw, $\frac{1}{4}$ "-20 x 1 $\frac{3}{4}$ "
26	GD24754	4	Foam Seal
27	GD35857	6	Foam Seal Washer
28	G10128401	1	55 Bushel Bulk Fill Tank

\*Available in bulk only (21.75').

(106979)

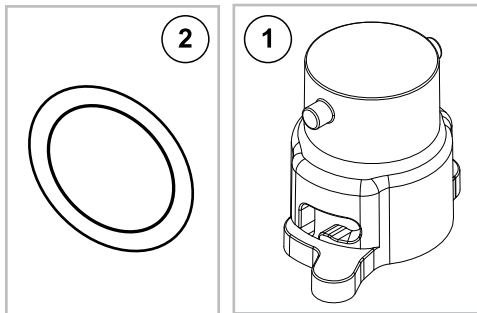
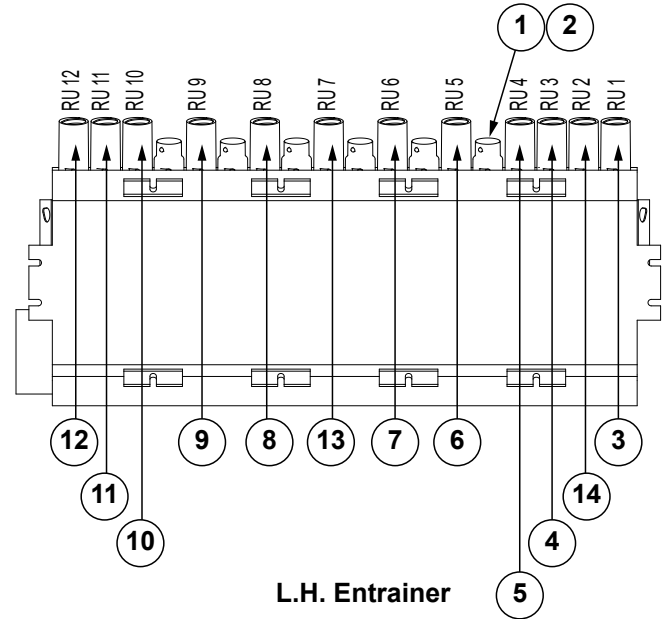
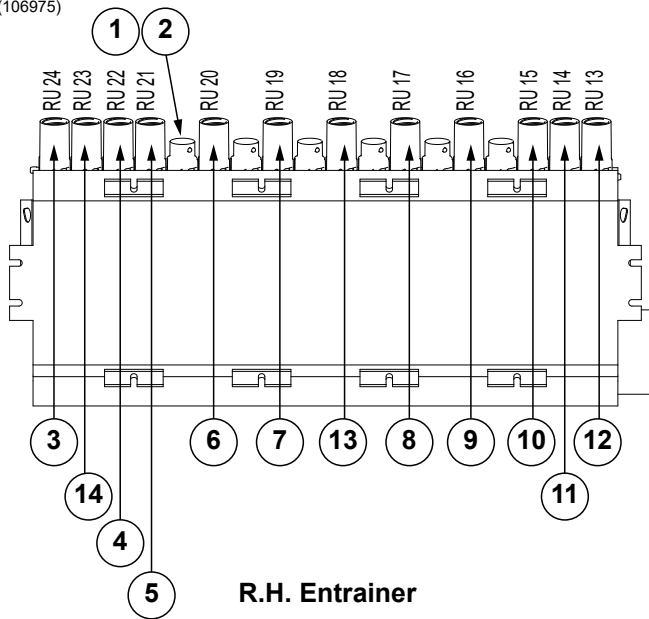


[See "Bulk Fill Hose Parts" on page P80 for additional parts](#)

ITEM	PART NO.	QTY.	DESCRIPTION
1	*A27295-310	2	Hose Assembly, 1¼" x 310"
2	*A27295-288	2	Hose Assembly, 1¼" x 288"
3	*A27295-275	2	Hose Assembly, 1¼" x 275"
4	*A27295-254	2	Hose Assembly, 1¼" x 254"
5	*A27295-228	1	Hose Assembly, 1¼" x 228"
6	*A27295-212	3	Hose Assembly, 1¼" x 212"
7	*A27295-209	1	Hose Assembly, 1¼" x 209"
8	*A27295-154	1	Hose Assembly, 1¼" x 154"
9	*A27295-137	1	Hose Assembly, 1¼" x 137"
10	*A27295-118	1	Hose Assembly, 1¼" x 118"
11	*A27295-93	4	Hose Assembly, 1¼" x 93"
12	*A27295-115	1	Hose Assembly, 1¼" x 115"
13	*A27295-133	1	Hose Assembly, 1¼" x 133"
14	*A27295-149	1	Hose Assembly, 1¼" x 149"
15	*A27295-221	1	Hose Assembly, 1¼" x 221"
17	GD19508	12	Small O-Ring
18	GB0431	12	Bulk Fill Small Cap

\*Hose not stocked by Kinze repair parts, but is available in bulk (GR1947).

(106975)



[See "Bulk Fill Hose Parts" on page P80 for additional parts](#)

ITEM	PART NO.	QTY.	DESCRIPTION
1	GB0431	12	Bulk Fill Small Cap
2	GD19508	12	Small O-Ring
3	*A27295-420	2	Hose Assembly, 1 1/4" x 420"
4	*A27295-358	2	Hose Assembly, 1 1/4" x 358"
5	*A27295-326	2	Hose Assembly, 1 1/4" x 326"
6	*A27295-298	2	Hose Assembly, 1 1/4" x 298"
7	*A27295-267	2	Hose Assembly, 1 1/4" x 267"
8	*A27295-225	2	Hose Assembly, 1 1/4" x 225"
9	*A27295-186	2	Hose Assembly, 1 1/4" x 186"
10	*A27295-138	2	Hose Assembly, 1 1/4" x 138"
11	*A27295-110	2	Hose Assembly, 1 1/4" x 110"
12	*A27295-92	2	Hose Assembly, 1 1/4" x 92"
13	*A27295-246	2	Hose Assembly, 1 1/4" x 246"
14	*A27295-388	2	Hose Assembly, 1 1/4" x 388"

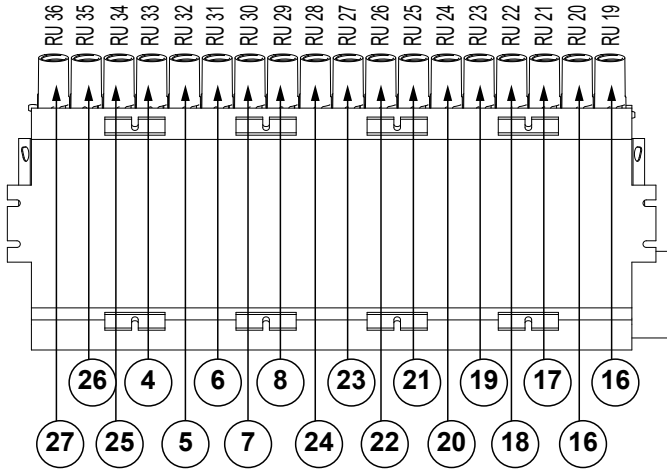
\*Hose not stocked by Kinze repair parts, but is available in bulk (GR1947).

# Bulk Fill Distribution Hoses, 36 Row 20"

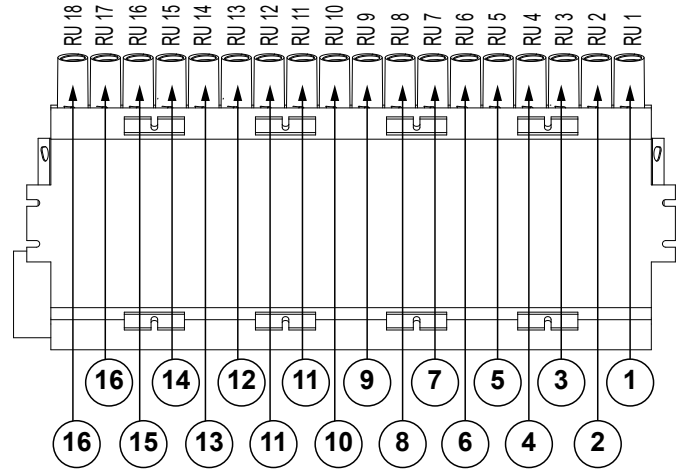
Model 5700

M0320-02

(106976)



R.H. Entrainer



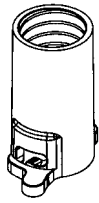
L.H. Entrainer

[See "Bulk Fill Hose Parts" on page P80 for additional parts](#)

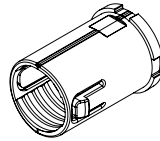
ITEM	PART NO.	QTY.	DESCRIPTION
1	*A27295-400		Hose Assembly, 1¼" x 400"
2	*A27295-404		Hose Assembly, 1¼" x 404"
3	*A27295-380		Hose Assembly, 1¼" x 380"
4	*A27295-362		Hose Assembly, 1¼" x 362"
5	*A27295-341		Hose Assembly, 1¼" x 341"
6	*A27295-321		Hose Assembly, 1¼" x 321"
7	*A27295-299		Hose Assembly, 1¼" x 299"
8	*A27295-275		Hose Assembly, 1¼" x 275"
9	*A27295-259		Hose Assembly, 1¼" x 259"
10	*A27295-246		Hose Assembly, 1¼" x 246"
11	*A27295-212		Hose Assembly, 1¼" x 212"
12	*A27295-174		Hose Assembly, 1¼" x 174"
13	*A27295-149		Hose Assembly, 1¼" x 149"
14	*A27295-133		Hose Assembly, 1¼" x 133"
15	*A27295-115		Hose Assembly, 1¼" x 115"
16	*A27295-93		Hose Assembly, 1¼" x 93"
17	*A27295-118		Hose Assembly, 1¼" x 118"
18	*A27295-137		Hose Assembly, 1¼" x 137"
19	*A27295-154		Hose Assembly, 1¼" x 154"
20	*A27295-196		Hose Assembly, 1¼" x 196"
21	*A27295-209		Hose Assembly, 1¼" x 209"
22	*A27295-234		Hose Assembly, 1¼" x 234"
23	*A27295-235		Hose Assembly, 1¼" x 235"
24	*A27295-254		Hose Assembly, 1¼" x 254"
25	*A27295-385		Hose Assembly, 1¼" x 385"
26	*A27295-416		Hose Assembly, 1¼" x 416"

\*Hose not stocked by Kinze repair parts, but is available in bulk (GR1947).

1



2



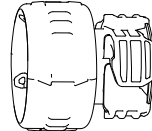
3



4

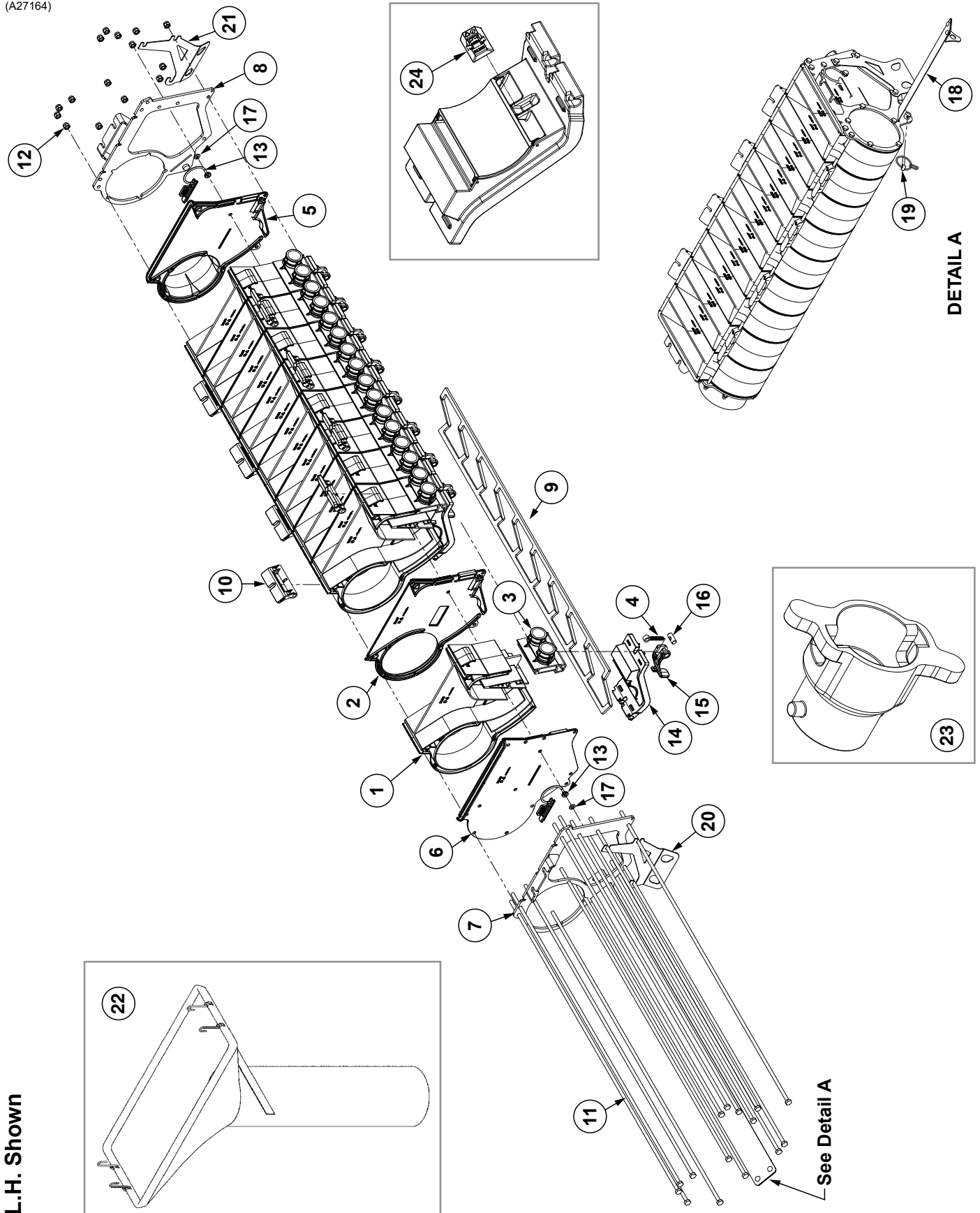


5



ITEM	PART NO.	QTY.	DESCRIPTION
1	GB0429	-	Seed Entrainer Quick Coupler
	GD19508	-	Small O-Ring
2	G10646001	-	Bulk Fill Hose End
3	G10966001	-	Bulk Fill Hose Coupler
4	G10966101	-	Bulk Fill Coupler Boot
5	G10701201	-	Bulk Fill Plug

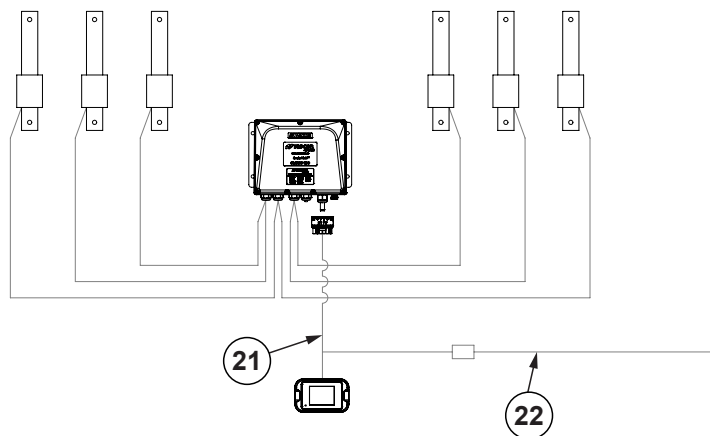
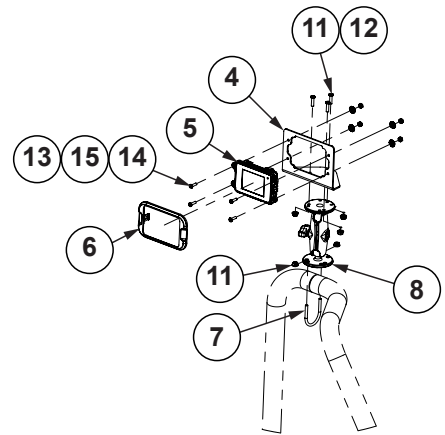
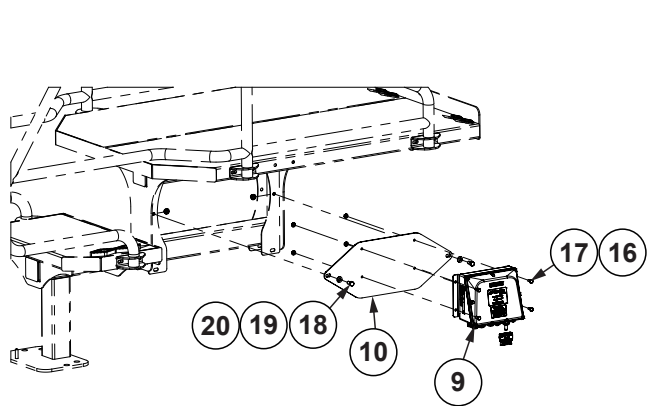
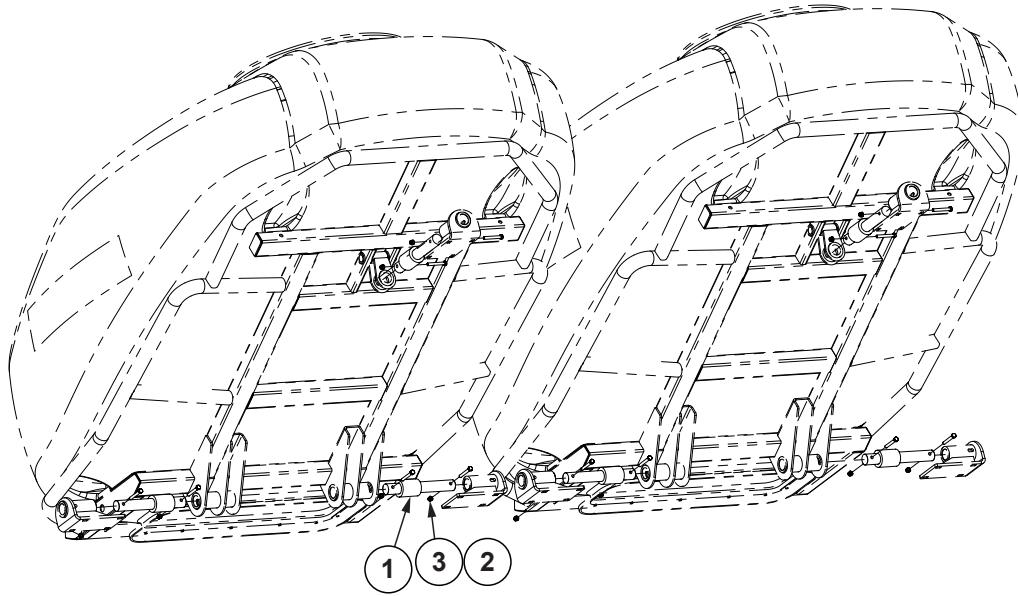
(A27164)



L.H. Shown

ITEM	PART NO.	QTY.	DESCRIPTION
1	GB1195	9	Entrainer Section
2	GB1197	8	Entrainer Interior Wall
3	GB1196	9	Entrainer Outlet Dual, 1"
4	GD19864	9	Eye Bolt, 1/4"-20 x 1.83"
5	GB1201 GB1200	1	Entrainer Inlet, L.H. Entrainer Inlet, R.H.
6	GB1199 GB1198	1	Entrainer End Cap, L.H. Entrainer End Cap, R.H.
7	G10950901	1	Entrainer Retainment Assembly, L.H.
8	G10950801	1	Entrainer Retainment Assembly, R.H.
9	G10301401	1	Cleanout Door Gasket, 18 Section
10	GB1204	8	Entrainer Mount Adapter
11	G10936301	15	Hex Head Cap Screw, 1/4"-20 x 3 1/4", Grade 2
12	G11320	15	Lock Nut, 1/4"-20, Grade B
13	GB0444	2	Bulk Fill Shutoff Door Plug
14	GA26104	9	Entrainer Door
15	GB1203	9	Entrainer Door Latch
16	GD21080	9	Cam Nut, 1/4"-20
17	G11328	2	Washer, 1/4"
18	G10495101	1	Entrainer Slide
19	G10973901	1	Pin W/Chain, 3/16" x 1 5/16"
20	G10017201	1	Bulk Fill Chute Hanger
21	G10017301	1	Bulk Fill Chute Hanger
22	GA14128	1	Cleanout Chute, 18 Section
23	GB0431	-	Bulk Fill Small Cap (If Applicable)
24	GB1205	-	Entrainer Insert
A	GA27161	-	18 Section Bulk Fill Entrainer Assembly, R.H. (Items 1-21)
B	GA27164	-	18 Section Bulk Fill Entrainer Assembly, L.H. (Items 1-21)

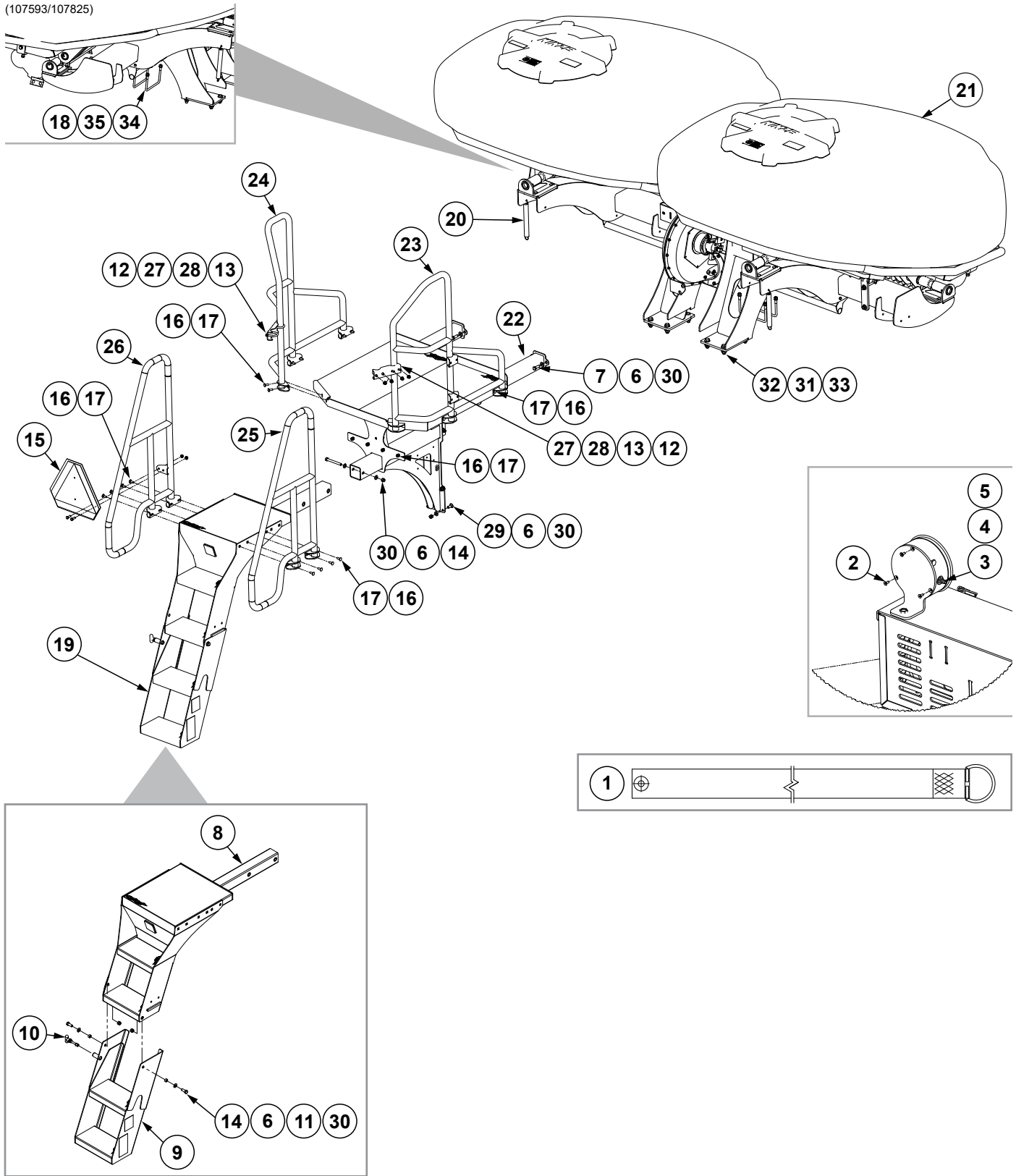
(10325101)





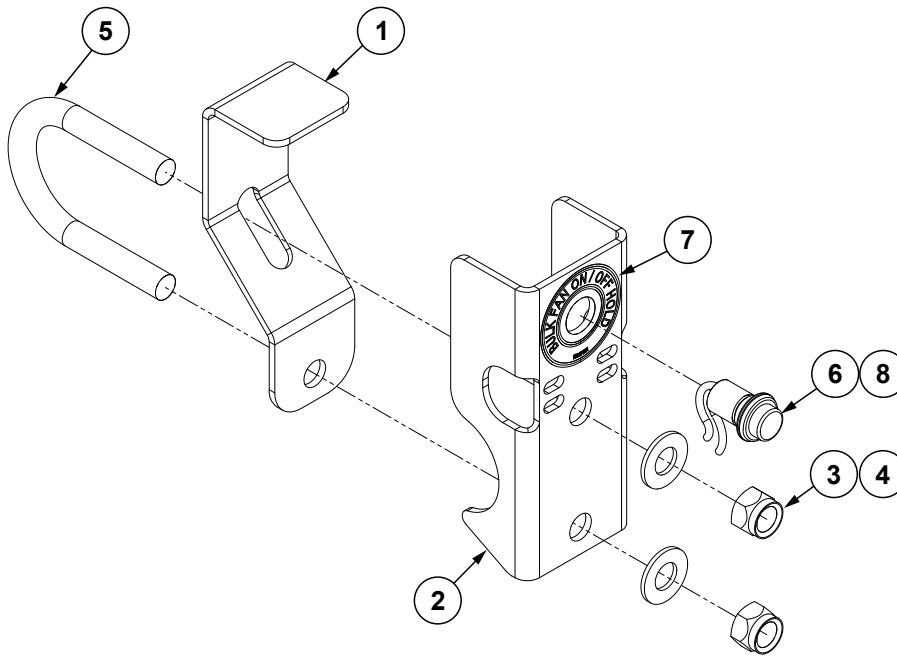
ITEM	PART NO.	QTY.	DESCRIPTION
1	GA14135	6	Load Cell
2	G10325	12	Hex Head Cap Screw, 3/8"-16 x 2 3/4"
3	G10108	12	Lock Nut, 3/8"-16
4	G10242601	1	Display Mount Bracket
5	G10488901	1	Scale Display
6	G10267101	1	PHD28 Bezel
7	GD20282	1	U-Bolt, #10-32
8	GA12403	1	Mounting Bracket Assembly, Includes: (2) Mounting Brackets, (2) Connector Halves, (1) Compression Spring
9	G10002701	1	CAN Scale Module
10	GD26310	1	Module Mounting Bracket
11	G11284	5	Serrated Flange Nut, No. 8-32
12	G11401	3	Phillips Pan Head Machine Screw, No. 10-32 x 3/4", Stainless Steel
13	G10251	4	Hex Nut, No. 8-32
14	G11065	4	Phillips Pan Head Machine Screw, No. 8-32 x 5/8", Stainless Steel
15	G10931	4	Lock Washer, No. 8, Internal/External, Stainless Steel
16	G10621	4	Serrated Flange Nut, 1/4"-20
17	G10020	4	Hex Head Cap Screw, 1/4"-20 x 5/8"
18	G10002	2	Hex Head Cap Screw, 3/8"-16 x 3/4"
19	G11387	2	Flat Washer, 3/8" SAE
20	G10622	2	Serrated Flange Nut, 3/8"-16
21	G10242801	1	PHD28 Bulk Fill Scale CAN Cable
22	G10286102	1	CAN Stub Harness

(107593/107825)



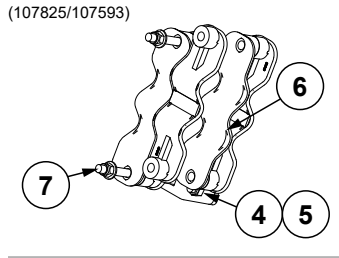
ITEM	PART NO.	QTY.	DESCRIPTION
1	GA14152	2	Hose Strap
2	G11215	3	Hex Flat Head Cap Screw, No. 6-32 x 3/8", Grade 8
3	GD15804	1	Mount
4	GA21406	1	Analog Vacuum Gauge W/Hose Barb
	GR1777	-	Hose Barb, 3/16" x 1/8" NPT
5	GD15849-07	1	Clear Plastic Tubing, 5/16" O.D. x 168"
6	G11389	22	Flat Washer, 1/2" Plated SAE
7	G10017	8	Hex Head Cap Screw, 1/2"-13 x 1 1/2"
8	G10795001	1	Catwalk Ladder
9	G10794701	1	Ladder
10	G10644201	1	Twist to Lock Spring Plunger
11	GD10538-19	2	Sleeve, 3/4" O.D. x .532" I.D. x .38"
12	G11387	48	Flat Washer, 3/8" SAE
13	G10108	48	Lock Nut, 3/8"-16
14	G10045	2	Hex Head Cap Screw, 1/2"-13 x 4 1/2"
15	---	1	<a href="#">See "Decals, Paint, and Miscellaneous" on page P295</a>
16	G11091	24	Serrated Flange Nut, 3/8"-16
17	G10305	24	Carriage Bolt, 3/8"-16 x 1"
18	G10102	4	Hex Nut, 1/2"-13
19	G10795101	1	Folding Ladder Assembly (Includes Items 6, 8-11, 14, and 30)
20	GD0829	2	Spring
21	---	1	<a href="#">See "Bulk Fill Tank Assembly" on page P75</a>
22	G10359701	1	Catwalk
23	GA26363	1	L.H. Handrail
24	GA26364	1	R.H. Handrail
25	GA26361	1	R.H. Handrail
26	GA26362	1	L.H. Handrail
27	GD34545	2	Bracket
28	GD27190	4	U-Bolt, 1 1/2" x 3/8"-16
29	G10574	4	Carriage Bolt, 1/2"-13 x 1 1/4"
30	G10111	12	Lock Nut, 1/2"-13
31	G11391	8	Flat Washer, 5/8" SAE
32	G10008	8	Hex Head Cap Screw, 5/8"-11 x 2"
33	G11415	8	Serrated Flange Nut, 5/8"-11
34	GD34924	2	U-Bolt, 8" x 5" x 1/2"-13
35	G10228	4	Lock Washer, 1/2"

(109674)

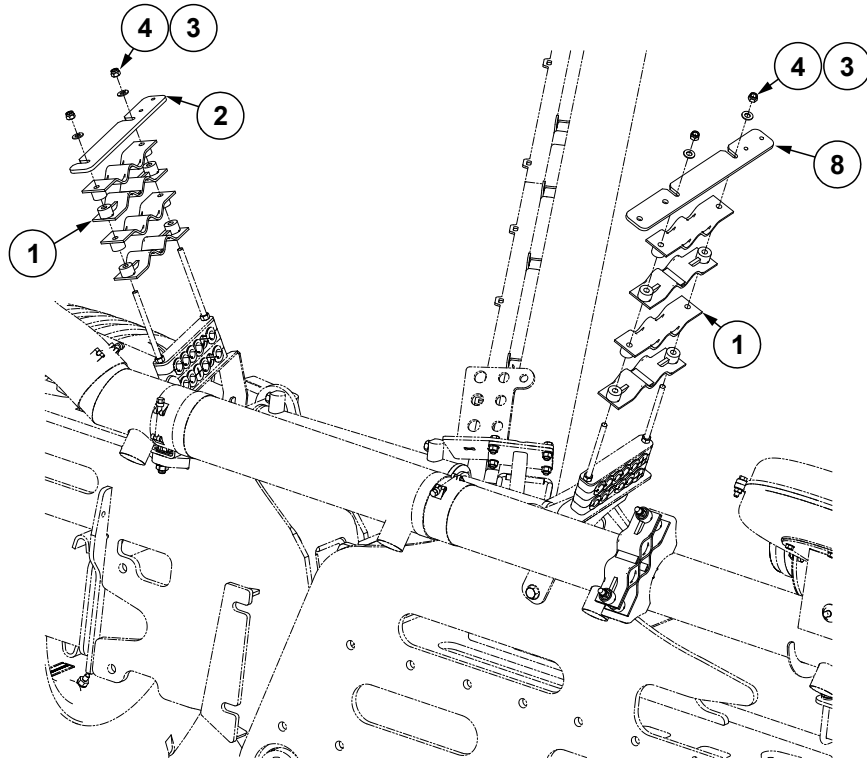


ITEM	PART NO.	QTY.	DESCRIPTION
1	G10967101	1	Fan Switch Bracket
2	G10967201	1	Fan Switch Mount
3	G10108	2	Lock Nut, 3/8"-16
4	G11387	2	Flat Washer, 3/8" SAE
5	GD27190	1	U-Bolt, 1 1/2" x 3/8"-16
6	GA15485	1	Button
7	---	1	<a href="#">See "Decals, Paint, and Miscellaneous" on page P295</a>
8	G10963101	1	Bulk Fill Shutoff Intercept Harness

(107825/107593)



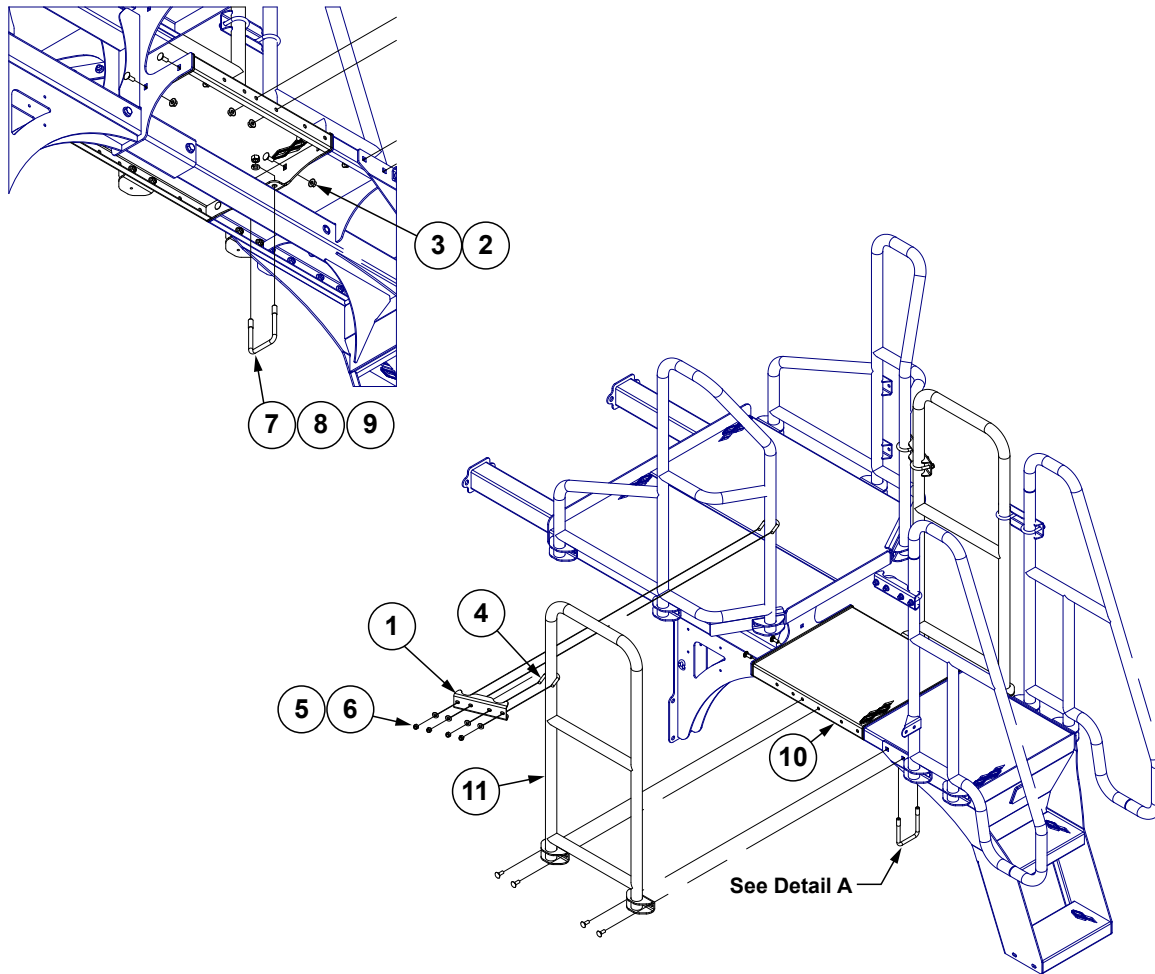
36 Row 20" Only



24 Row 20" Shown

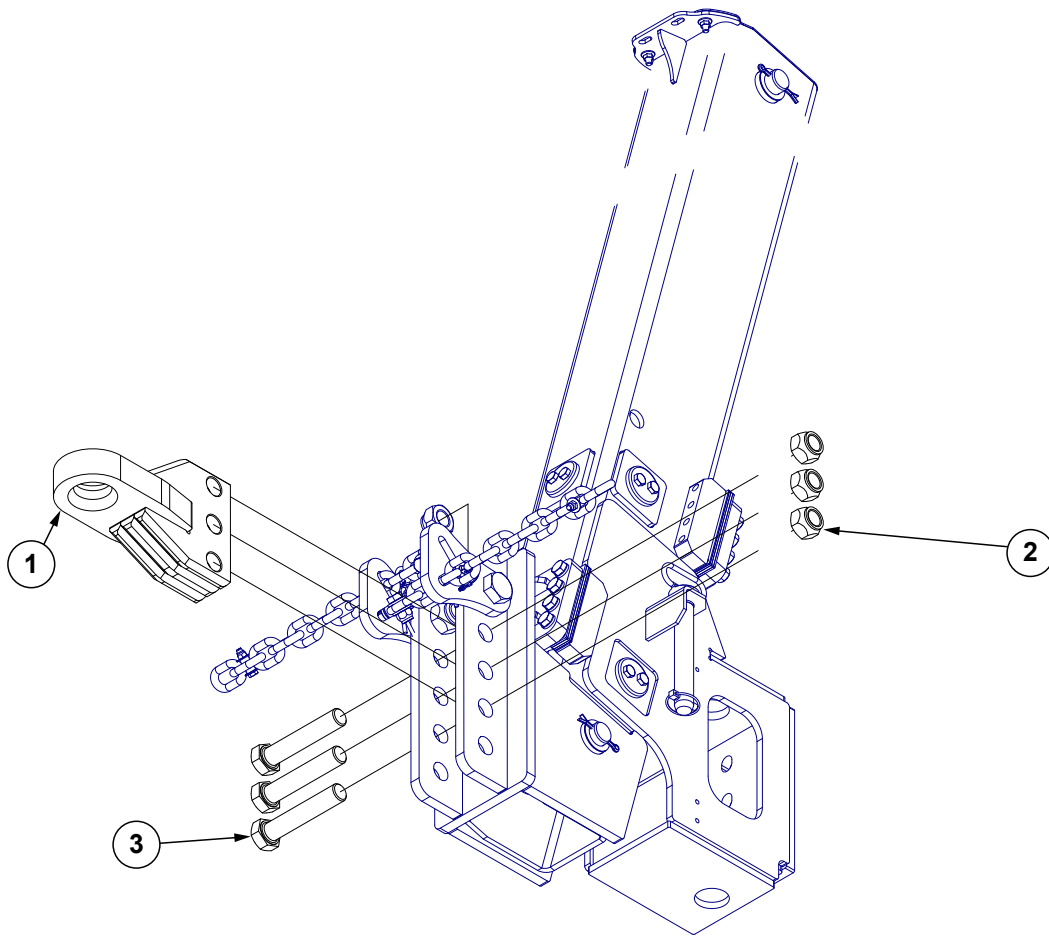
ITEM	PART NO.	QTY.	DESCRIPTION
1	GB0969	-	5 Position Wave Stacker
2	GD36427	-	Mounting Plate
3	G11387	-	Flat Washer, 3/8" SAE
4	G10108	-	Lock Nut, 3/8"-16
5	G10305	-	Carriage Bolt, 3/8"-16 x 1"
6	G10075901	-	Wave Stacker Mount Plate
7	G11270	-	Carriage Bolt, 3/8"-16 x 5 1/2"
8	G10795601	-	Fertilizer Hose Mount

(A26531)



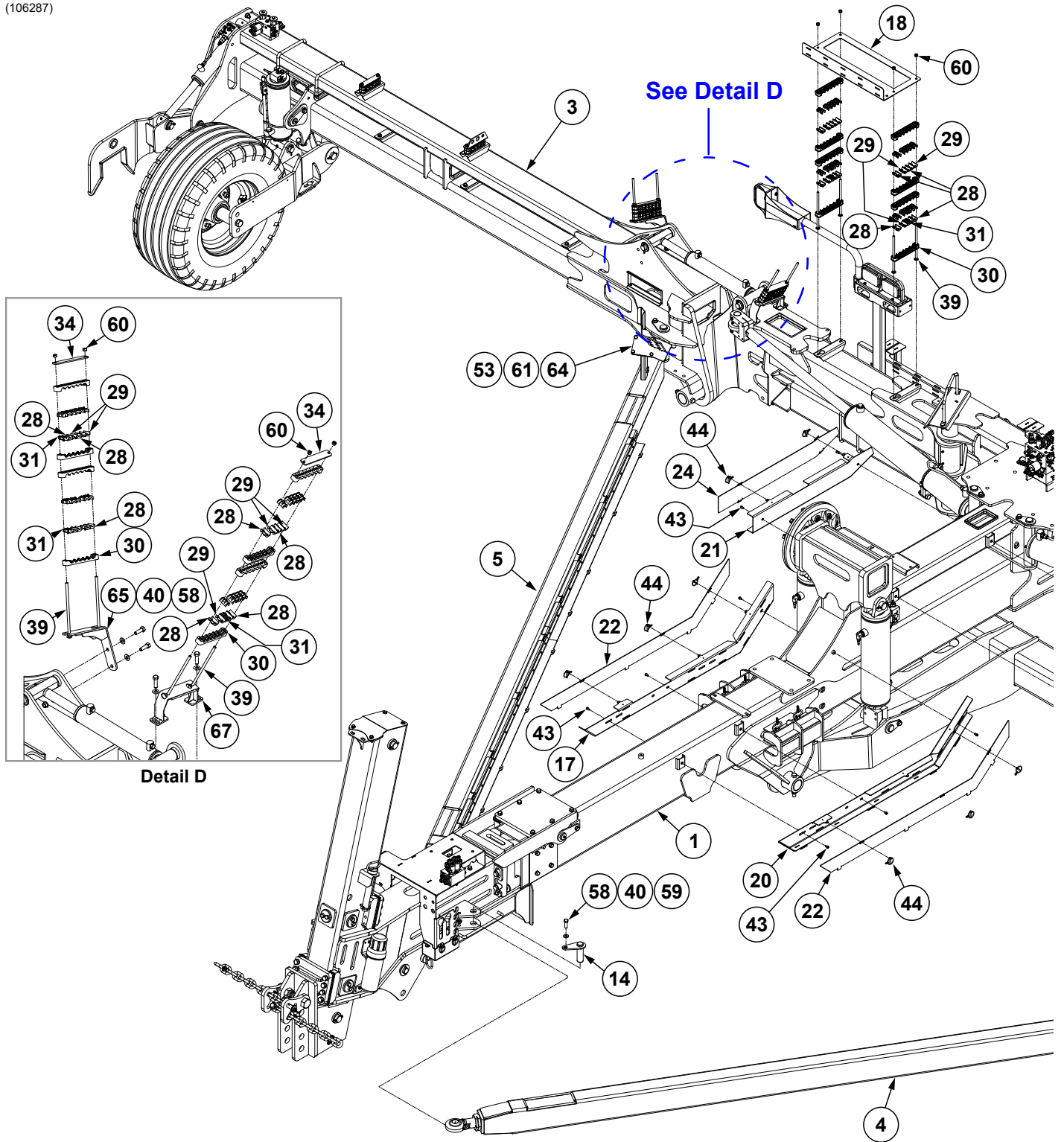
ITEM	PART NO.	QTY.	DESCRIPTION
1	GD34545	2	Bracket
2	G10305	16	Carriage Bolt, 3/8"-16 x 1"
3	G11091	16	Serrated Flange Nut, 3/8"-16
4	GD27190	4	U-Bolt, 1 1/2" x 3/8"-16
5	G11387	8	Flat Washer, 3/8" SAE
6	G10108	8	Lock Nut, 3/8"-16
7	GD4743	1	U-Bolt, 3" x 3" x 1/2"-13
8	G10228	2	Lock Washer, 1/2"
9	G10102	2	Hex Nut, 1/2"-13
10	GA26365	1	Top Catwalk
11	GA26360	2	Handrail

(A26446)

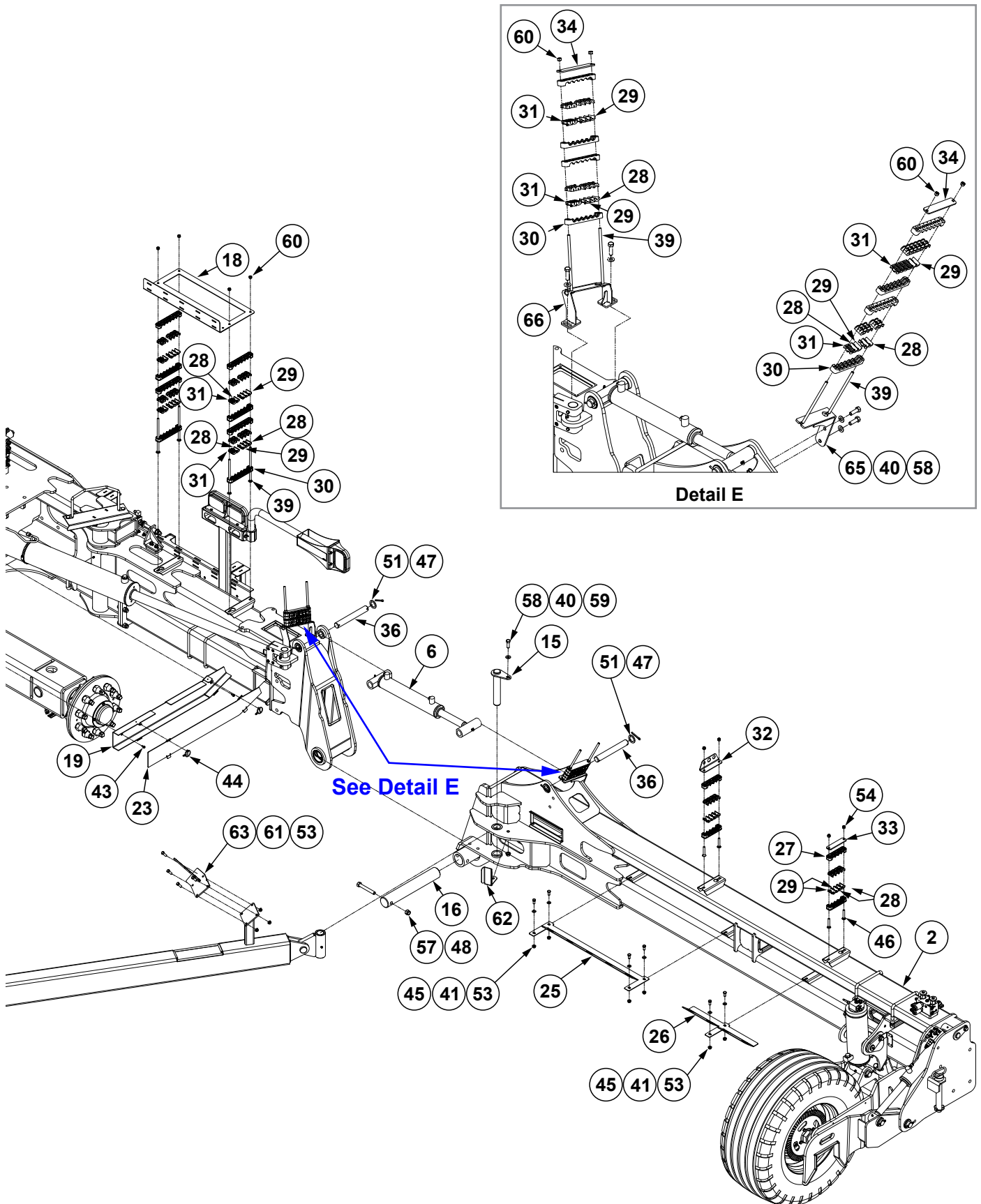


ITEM	PART NO.	QTY.	DESCRIPTION
1	G10694501 G10694401	1 -	Clevis, Cat 4 Clevis, Cat 5
2	G10157	3	Lock Nut, 1 1/4"-7
3	G10042	3	Hex Head Cap Screw, 1 1/4"-7 x 6 1/2"

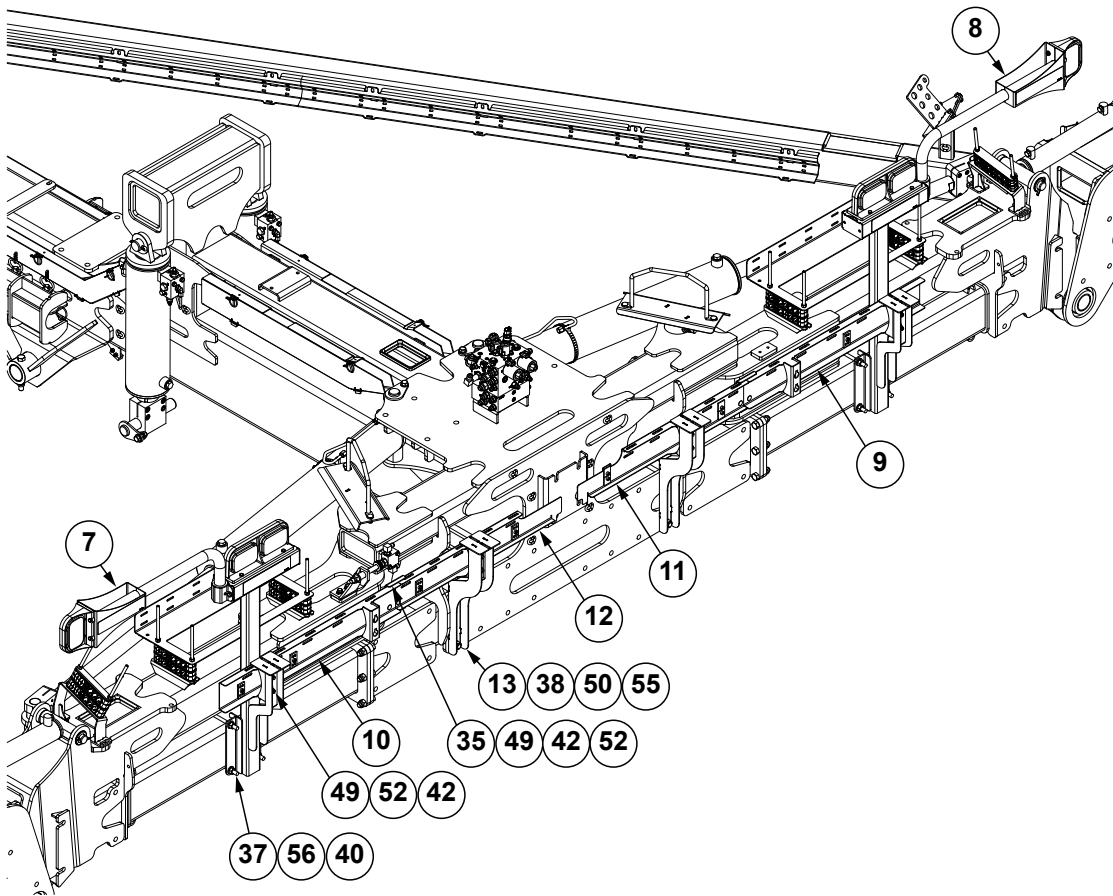
(106287)







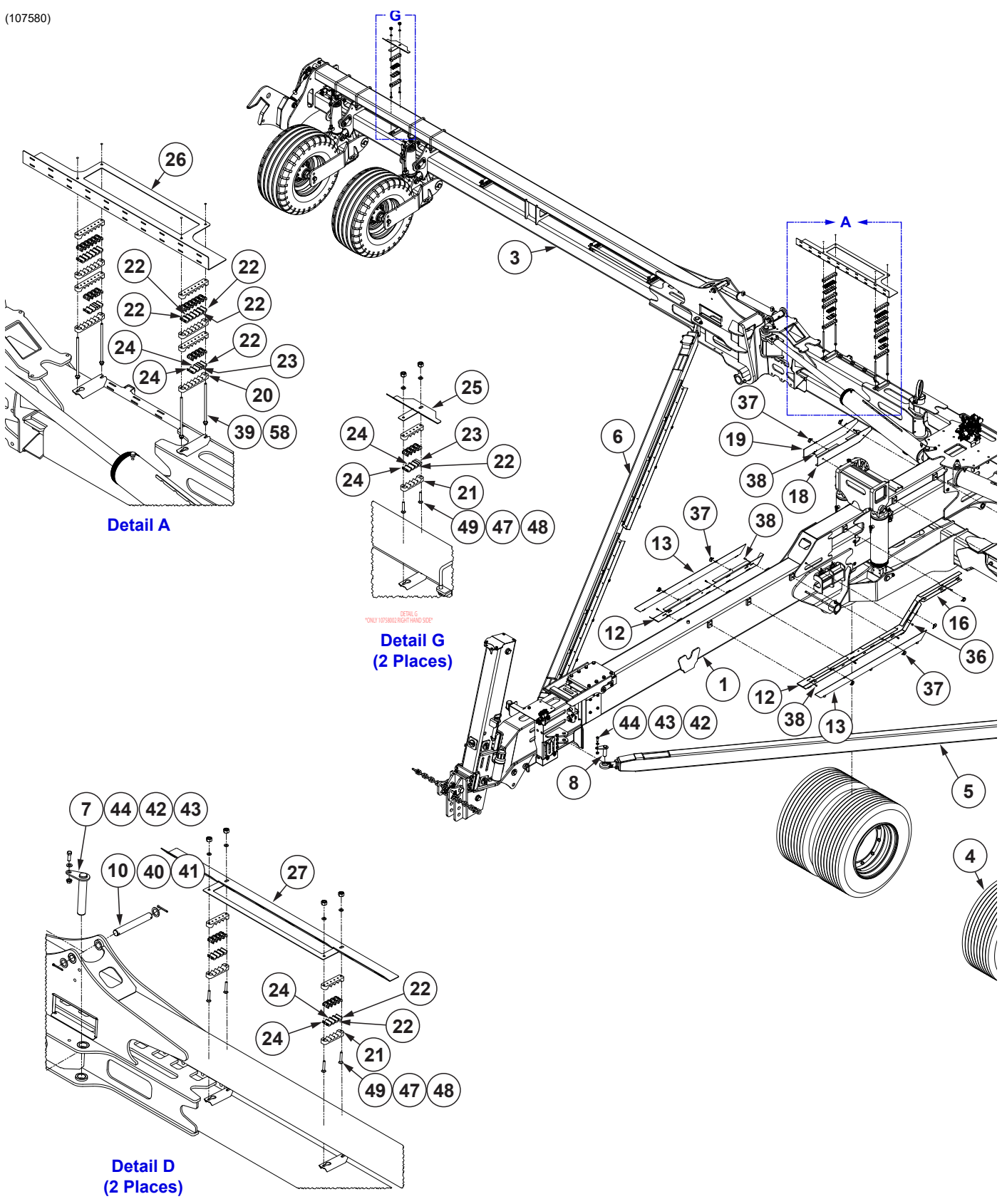
(Continued on following pages.)

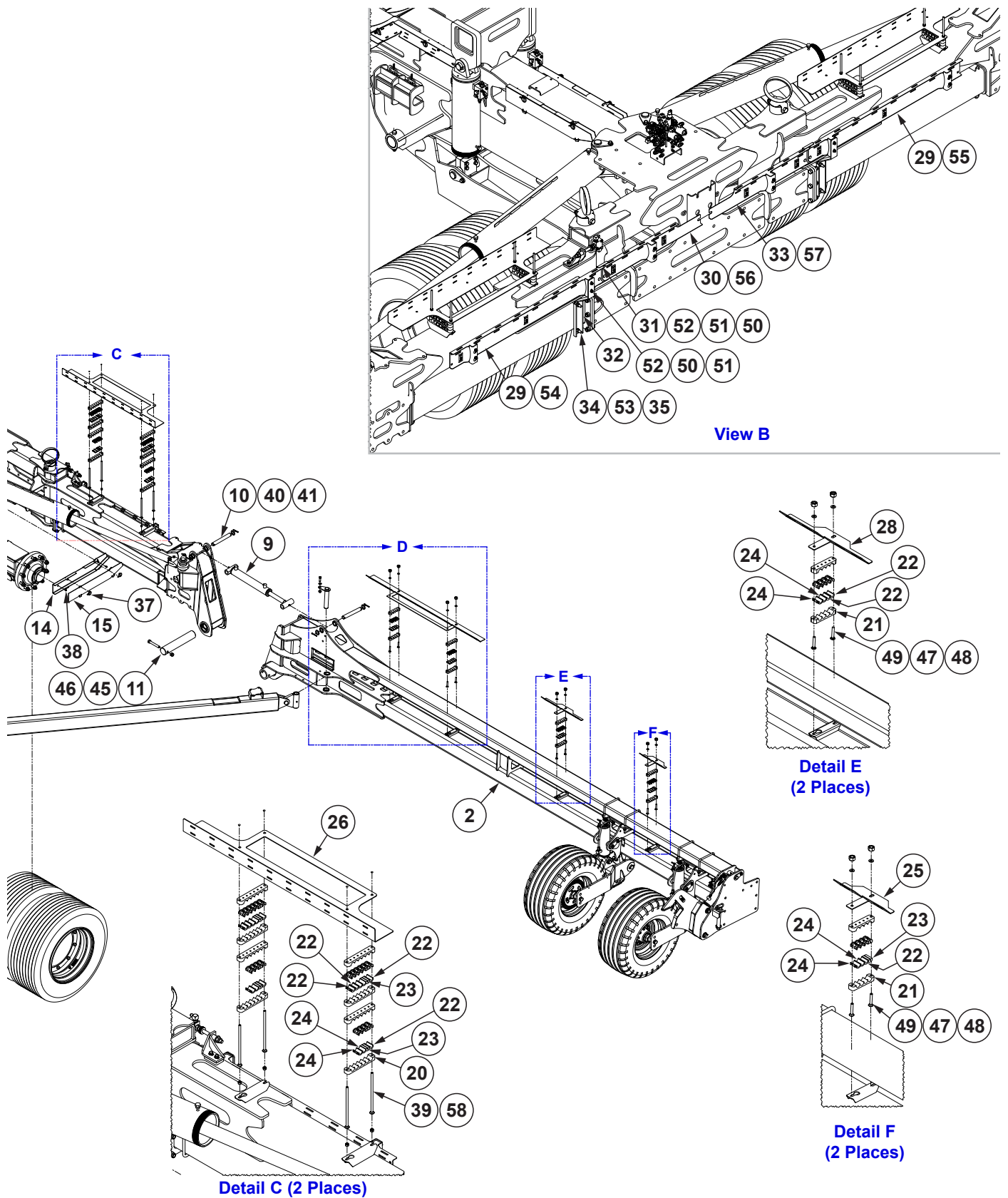


ITEM	PART NO.	QTY.	DESCRIPTION
1	---	1	<a href="#">See "H-Frame, Hitch, and Axle, 24 Row 20" on page P99</a>
2	---	1	<a href="#">See "Wing Assembly, 24 Row 20" on page P105</a>
3	---	1	<a href="#">See "Wing Assembly, 24 Row 20" on page P105</a>
4	G11077101 G10619901	1	Draft Link, L.H.(2025 Production and On) Draft Link, L.H. (2024 Production)
5	G11077001 G10619801	1	Draft Link, R.H. (2025 Production and On) Draft Link, R.H. (2024 Production)
6	G10677501	2	<a href="#">See "Wing Down Pressure Cylinder" on page P177</a>
7	---	1	<a href="#">See "Safety/Warning Lights (Manifold Mounted)" on page P230</a>
8	---	1	<a href="#">See "Safety/Warning Lights (Manifold Mounted)" on page P230</a>
9	G10651001	1	R.H. Hose and Harness Tray
10	G10651101	1	L.H. Hose and Harness Tray
11	G10651201	1	R.H. Center Hose and Harness Tray
12	G10842901	1	L.H. Center Hose and Harness Tray
13	G10651401	2	Center Frame Vacuum Manifold Mount
14	GA25330	2	Draft Link Front Pin
15	GA17265	2	Hammer Strap Pin
16	G10737102	2	Pin, 2½" O.D., W/Hole x 16.188"
17	G11075401	1	R.H. Center Frame Hose Tray
18	G10843801	2	Hose Cable Tray
19	G10650001	1	L.H. Rail Base, Short

ITEM	PART NO.	QTY.	DESCRIPTION
20	G11075301	1	L.H. Center Frame Hose Tray
21	G10650201	1	R.H. Short Rail Base
22	G10650301	2	L.H. Rail Cover, Long Angled
23	G10650401	1	L.H. Rail Cover, Short
24	G10650501	1	R.H. Rail Cover, Short
25	G11075201	2	Wing Harness Bracket, Large
26	G11075101	2	Wing Harness Bracket, Small
27	G10547101	8	4 Section Clamp
28	G10547801	84	Clamp Insert, .650"
29	G10547901	76	Clamp Insert, .780"
30	G10547301	32	6 Section Clamp
31	G10547401	36	Wire Clamp Insert
32	G11080101	2	Bulkhead Bracket
33	G10548201	2	4 Section Clamp Plate
34	G10548401	4	6 Section Clamp Plate
35	GD36503	2	Connector Bracket
36	GD29104-12	4	Pin, 1 $\frac{1}{4}$ " x 9.38"
37	GD7145	4	U-Bolt, 7" x 7" x $\frac{1}{2}$ "-13
38	GD1114	2	U-Bolt, 7" x 7" x $\frac{5}{8}$ "-11
39	G11969	16	Carriage Bolt, $\frac{3}{8}$ "-16 x 9", Grade 5
40	G11389	16	Flat Washer, $\frac{1}{2}$ " Plated SAE
41	G11387	12	Flat Washer, $\frac{3}{8}$ " SAE
42	G11386	16	Flat Washer, $\frac{5}{16}$ " SAE
43	G11356	10	Hex Socket Flange Cap Screw, $\frac{1}{4}$ "-20 x $\frac{1}{2}$ "
44	G11339	10	Pin W/Chain
45	G10002	12	Hex Head Cap Screw, $\frac{3}{8}$ "-16 x $\frac{3}{4}$ "
46	G11119	8	Carriage Bolt, $\frac{3}{8}$ "-16 x $2\frac{1}{4}$ "
47	G10460	8	Cotter Pin, $\frac{1}{4}$ " x 2"
48	G10318	2	Hex Head Cap Screw, $\frac{5}{8}$ "-11 x $4\frac{1}{2}$ "
49	G10312	16	Carriage Bolt, $\frac{5}{16}$ "-18 x $\frac{3}{4}$ "
50	G10230	4	Lock Washer, $\frac{5}{8}$ "
51	G10159	8	Washer, $1\frac{7}{8}$ ", 10 Gauge (.1345")
52	G10109	16	Lock Nut, $\frac{5}{16}$ "-18, Grade 8
53	G10622	20	Serrated Flange Nut, $\frac{3}{8}$ "-16
54	G10108	8	Lock Nut, $\frac{3}{8}$ "-16
55	G10104	4	Hex Nut, $\frac{5}{8}$ "-11
56	G10102	8	Hex Nut, $\frac{1}{2}$ "-13
57	G10107	2	Lock Nut, $\frac{5}{8}$ "-11
58	G10017	8	Hex Head Cap Screw, $\frac{1}{2}$ "-13 x $1\frac{1}{2}$ "
59	G10071	8	Serrated Flange Nut, $\frac{1}{2}$ "-13
60	G10101	16	Hex Nut, $\frac{3}{8}$ "-16
61	G10001	8	Hex Head Cap Screw, $\frac{3}{8}$ "-16 x 1"
62	G11076401	2	Bracket
63	G11076001	1	L.H. Draft Link Bulkhead
64	G11075901	1	R.H. Draft Link Bulkhead
65	G11080001	2	Wing Clamp Mount
66	G11079901	1	L.H. Stub Wing Clamp Mount
67	G11079801	1	R.H. Stub Wing Clamp Mount

(107580)



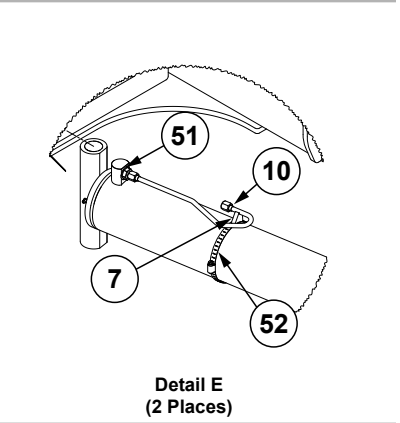
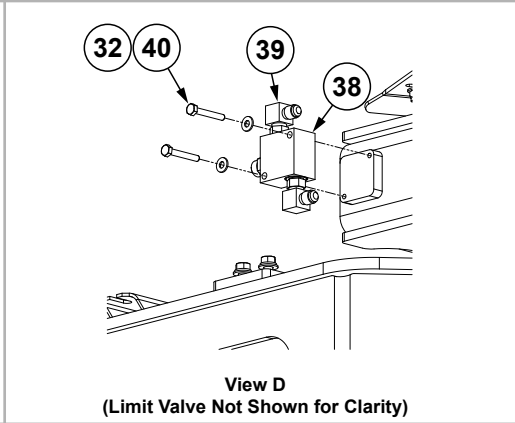
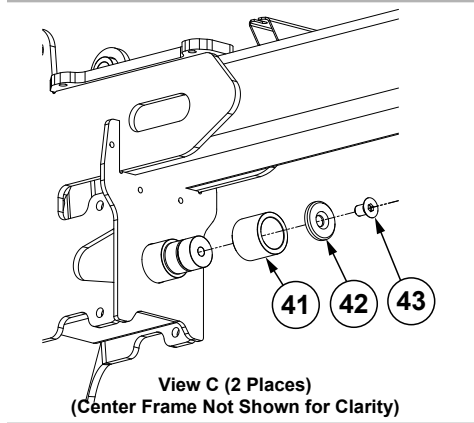
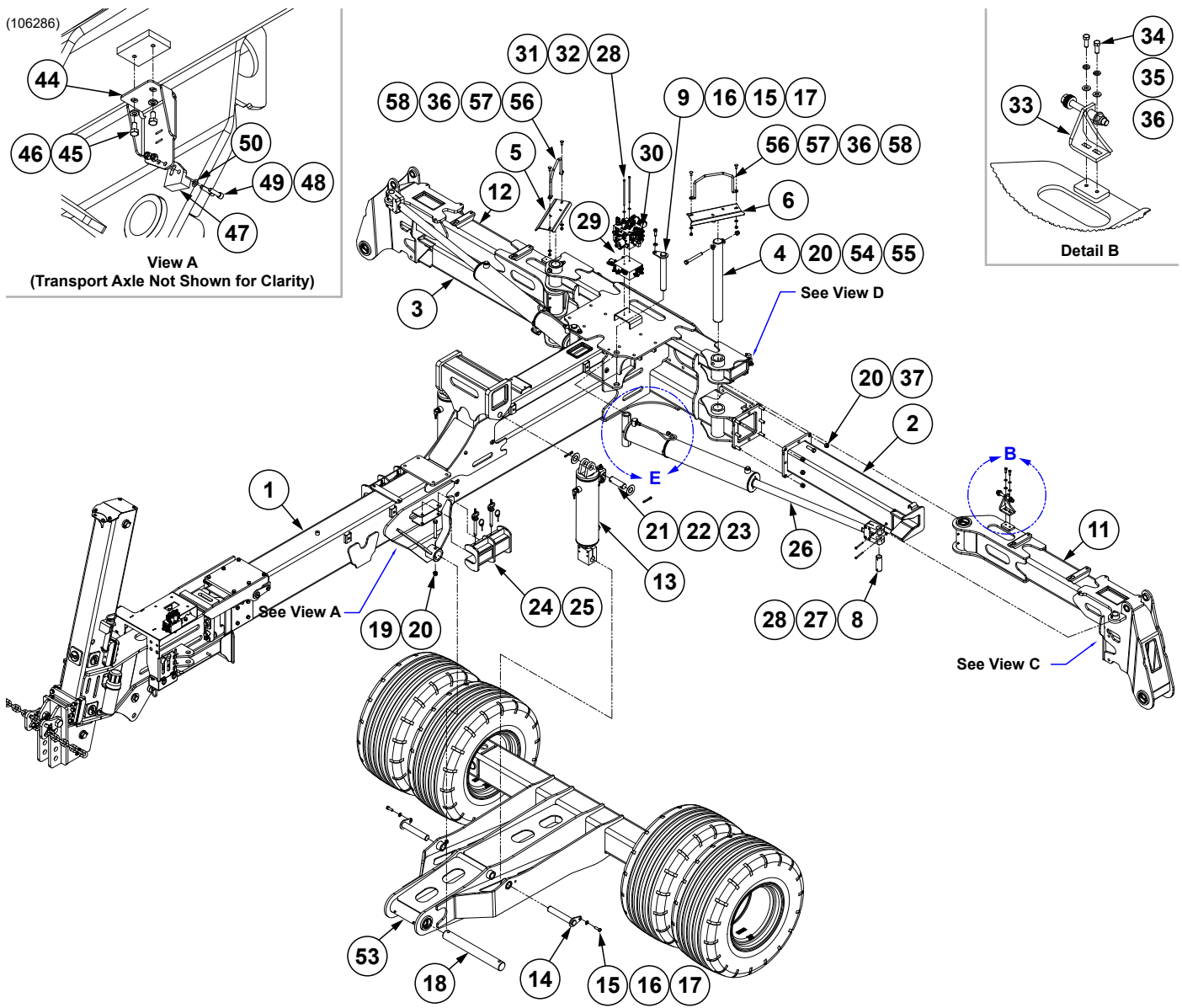


(Continued on following pages.)

ITEM	PART NO.	QTY.	DESCRIPTION
1	---	1	<a href="#">See "H-Frame, Hitch, and Axle, 24 Row 30" and 36 Row 20" on page P101</a>
2	---	-	<a href="#">See "Wing Assembly, 24 Row 30" and 36 Row 20" on page P107</a>
3	---	-	<a href="#">See "Wing Assembly, 24 Row 30" and 36 Row 20" on page P107</a>
4	G10757901	1	<a href="#">See "Transport Axle, 24 Row 30" and 36 Row 20" on page P104</a>
5	GA26301	1	Draft Link, L.H.
6	G10708301	1	Draft Link, R.H.
7	GA17265	2	Hammer Strap Pin
8	GA25330	2	Draft Link Front Pin
9	G10736901	2	<a href="#">See "Wing Down Pressure Cylinder" on page P177</a>
10	GD29104-12	4	Pin, 1¼" x 9.38"
11	GD36102	2	Wing Pin
12	G10439901	2	Rail Base, Long
13	G10440001	2	Rail Cover, Long
14	G10446701	1	L.H. Rail Base, Short
15	G10446501	1	L.H. Rail Cover, Short
16	G10446401	1	Rail Base Diagonal
18	G10446801	1	R.H. Rail Base, Short
19	G10446601	1	R.H. Rail Cover, Short
20	G10547301	16	6 Section Clamp
21	G10547101	16	4 Section Clamp
22	G10547801	64	Clamp Insert, .650"
23	G10547401	16	Wire Clamp Insert
24	G10547901	64	Clamp Insert, .780"
25	G10935001	2	Outer Harness Bracket
26	GA26833	2	Harness Bracket
27	G10934901	2	Wing Harness Bracket
28	G10934801	2	Harness Bracket
29	G10846501	2	Hose and Harness Tray
30	GA26474	1	L.H. Center Hose and Harness Tray
31	GD36503	2	Connector Bracket
32	GD36498	2	Hose Support Bracket
33	GA26475	1	R.H. Center Hose and Harness Tray
34	GD7145	2	U-Bolt, 7" x 7" x ½"-13
35	G10228	4	Lock Washer, ½"
36	G10621	1	Serrated Flange Nut, ¼"-20
37	G11339	10	Pin W/Chain
38	G11166	11	Hex Socket Flange Cap Screw, ¼"-20 x ¾"
39	G11969	8	Carriage Bolt, ⅜"-16 x 9", Grade 5
40	G10159	8	Washer, 1⅞", 10 Gauge (.1345")
41	G10460	8	Cotter Pin, ¼" x 2"
42	G10071	4	Serrated Flange Nut, 1/2"-13
43	G11389	4	Flat Washer, ½" Plated SAE
44	G10017	4	Hex Head Cap Screw, ½"-13 x 1½"
45	G10050	2	Hex Head Cap Screw, ¾"-10 x 5"
46	G10112	2	Lock Nut, ¾"-10
47	G11387	16	Flat Washer, ⅜" SAE
48	G10104	16	Hex Nut, ⅝"-11
49	G11119	16	Carriage Bolt, ⅜"-16 x 2¼"
50	G10109	20	Lock Nut, ⅝"-18, Grade 8
51	G11386	20	Flat Washer, ⅝" SAE

---

ITEM	PART NO.	QTY.	DESCRIPTION
52	G10312	20	Carriage Bolt, $\frac{5}{16}$ "-18 x $\frac{3}{4}$ "
53	G10102	4	Hex Nut, $\frac{1}{2}$ "-13
54	GA26770	-	L.H. Outer Hose and Harness Tray
55	GA26771	-	R.H. Outer Hose and Harness Tray
56	GA26772	-	L.H. Center Hose and Harness Tray
57	GA26773	-	R.H. Center Hose and Harness Tray
58	G10101	8	Hex Nut, $\frac{3}{8}$ "-16

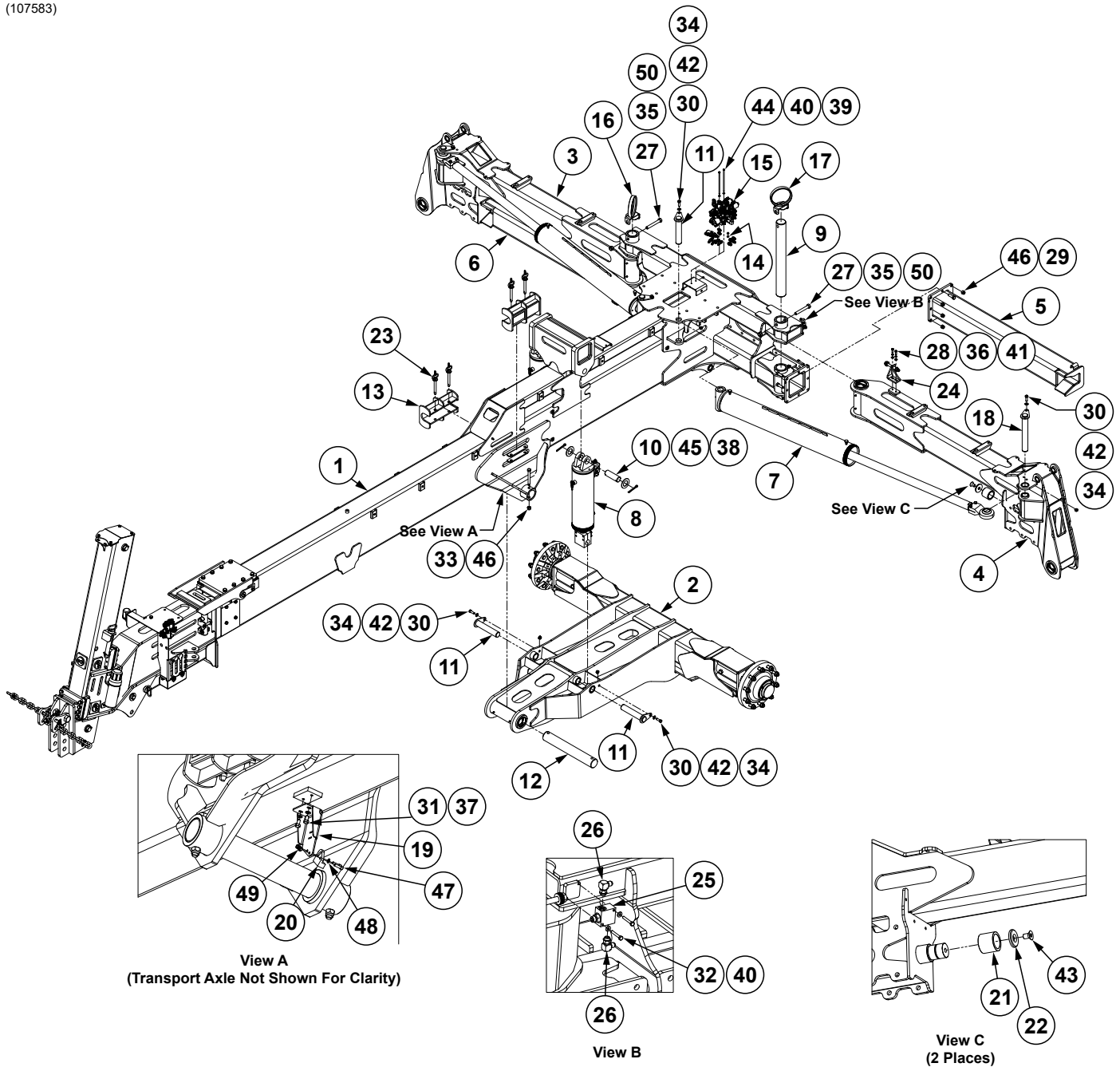


ITEM	PART NO.	QTY.	DESCRIPTION
1	---	1	<a href="#">See "Hitch Assembly, 24 Row 20" on page P113</a>
2	G10628401	1	L.H. Center Frame
3	G10628301	1	R.H. Center Frame



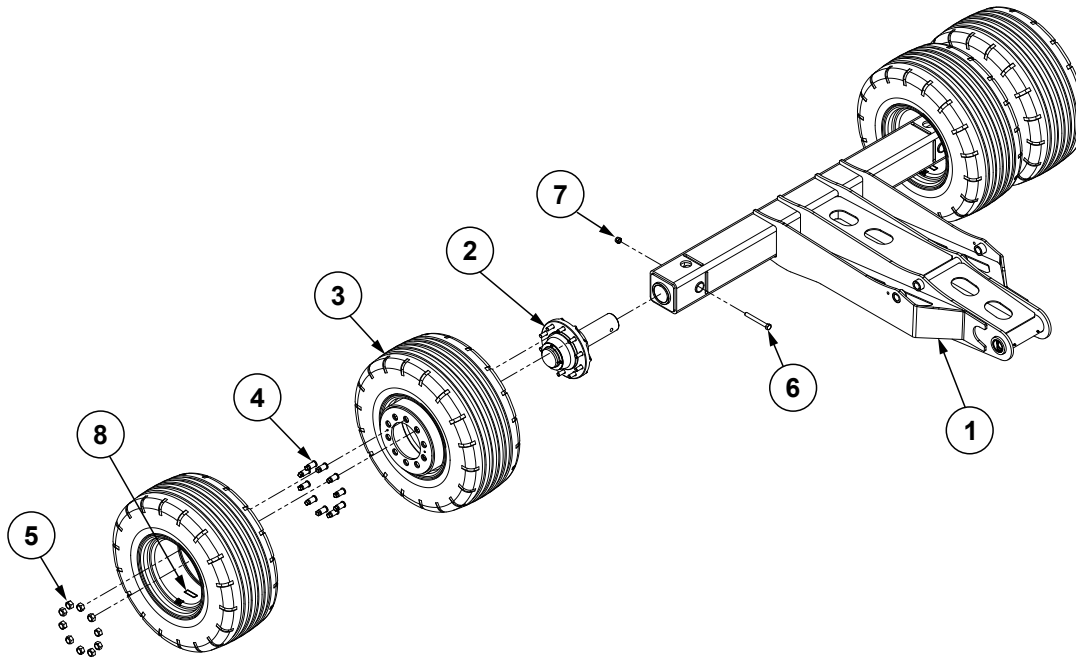
ITEM	PART NO.	QTY.	DESCRIPTION
4	G10737101	2	Pin, 2½" O.D. W/Hole x 25.625"
5	G11079001	1	R.H. Hose Protector
6	G11079101	1	L.H. Hose Protector
7	G10737501	2	Hydraulic Cylinder Line Spacer
8	GD29030-14	2	Pin, 1½" O.D" x 4½" W/Holes
9	G10737001	2	Fold Cylinder Mount Pin
10	G10737601	2	Steel Hydraulic Line, ⅜"
11	G10621701	1	L.H. Stub Wing
12	G10621601	1	R.H. Stub Wing
13	G10680901	2	<a href="#">See "Master Cylinder (Center), 24 Row 20" and 36 Row 20" on page P175</a>
14	G10735901	2	Fold Cylinder Mount Pin
15	G10017	4	Hex Head Cap Screw, ½"-13 x 1½"
16	G11389	4	Flat Washer, ½" Plated SAE
17	G10071	4	Serrated Flange Nut, ½"-13
18	G10736001	1	Pin, 2½" O.D. x 21.125" W/Holes
19	G10046	2	Hex Head Cap Screw, ⅝"-11 x 5"
20	G10107	20	Lock Nut, ⅝"-11
21	GD29030-15	2	Pin, 1½" O.D. x 5" W/Holes
22	G11705	4	Bushing
23	G10468	4	Cotter Pin, ⅜" x 2"
24	G10891201	2	Axle Cylinder Lockup
25	GA8312	4	Pin W/Lynch Pin, 4½"
26	G10698801	2	<a href="#">See "Fold Cylinder, 24 Row 20" on page P164</a>
27	G10580	4	Hex Head Cap Screw, ¾"-10 x 5½"
28	G10621	6	Serrated Flange Nut, ¼"-20
29	---	1	<a href="#">See "Fold/Marker Manifold Block, 24 Row 20" on page P189</a>
30	---	1	<a href="#">See "Lift/Down Force Manifold Block" on page P185</a>
31	G11854	2	Hex Head Cap Screw, ¼"-20 x 8", Grade 5
32	G11385	4	Flat Washer, ¼" SAE
33	GA26261	1	Limit Valve Adjustment Assembly
34	G10001	2	Hex Head Cap Screw, ⅜"-16 x 1"
35	G10229	2	Lock Washer, ⅜"
36	G11387	6	Flat Washer, ⅜" SAE
37	G10006	16	Hex Head Cap Screw, ⅝"-11 x 2 ¼"
38	GA15784	1	Interlock Valve
	GR2083	-	Seal Kit
39	G6801-06	2	Elbow W/O-Ring, 90°, ⅜"-18 Male JIC To O-Ring
	GR1045	-	O-Ring
40	G10040	2	Hex Head Cap Screw, ¼"-20 x 1¾"
41	GD34905	2	Stub Wing Roller
42	GD34906	2	Roller Retainer
43	G11853	2	Hex Flat Head Cap Screw, ¾"-10 x 1¼"
44	GD36504	1	Position Switch Mount
45	G10018	2	Hex Head Cap Screw, ⅝"-18 x ⅝"
46	G10232	2	Lock Washer, ⅝"
47	GA18353	1	Position Switch Magnetic Reed
48	G10110	2	Lock Nut, ¼"-20, Grade B
49	G10252	2	Hex Socket Head Cap Screw, ¼"-20 x 7⁄8", Grade 8
50	G11328	1	Washer, ¼"
51	G6400-06-08	2	Connector W/O-Ring, 9⁄16"-18 Male JIC To ¾"-16 O-Ring
	GR1037	-	O-Ring
52	G11089	2	Hose Clamp
53	---	1	<a href="#">See "Transport Axle W/Hubs, 24 Row 20" on page P103</a>
54	G10011	2	Hex Head Cap Screw, ⅝"-11 x 5½"
55	G11391	4	Flat Washer, ⅝" SAE
56	G11078901	2	Hose Holder
57	G10305	4	Carriage Bolt, ⅜"-16 x 1"
58	G10108	4	Lock Nut, ⅜"-16

(107583)



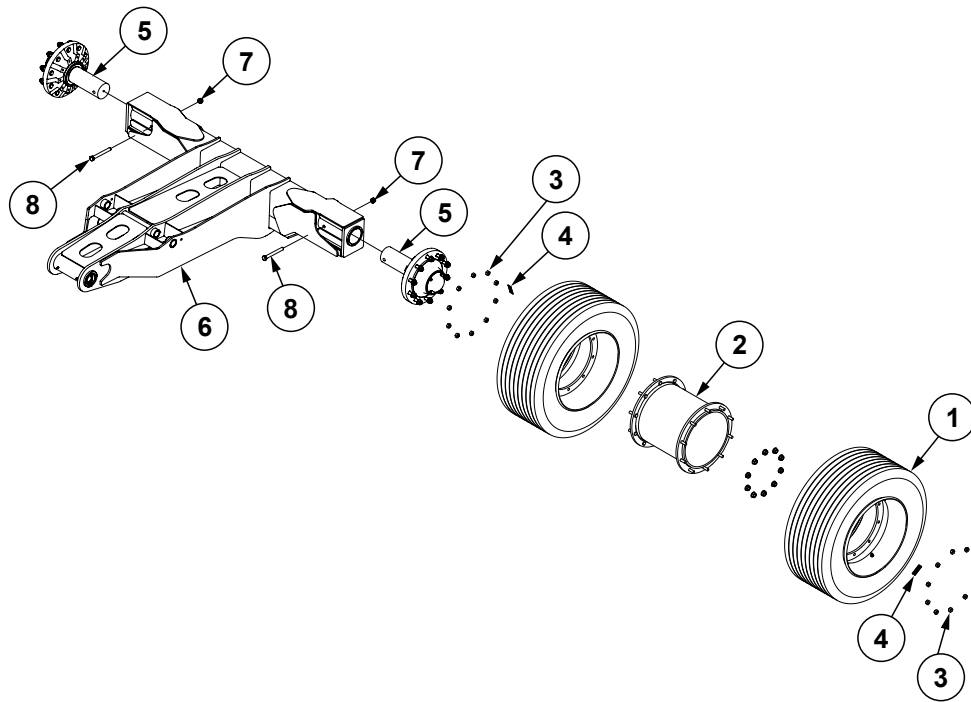
ITEM	PART NO.	QTY.	DESCRIPTION
1	G10068801	1	<a href="#">See "Hitch Assembly, 24 Row 30" and 36 Row 20" on page P115</a>
2	---	1	<a href="#">See "Transport Axle, 24 Row 30" and 36 Row 20" on page P104</a>
3	G10222601	1	R.H. Stub Wing
4	G10222701	1	L.H. Stub Wing
5	GA26180	1	Left Center Frame
6	GA26181	1	Right Center Frame
7	GA26222	2	<a href="#">See "Fold Cylinder, 24 Row 20" on page P164</a>
8	GA27043	2	<a href="#">See "Master Cylinder (Center), 24 Row 20" and 36 Row 20" on page P175</a>
9	GD34810-02	2	Pin, 3" x 27½"
10	GD34811-01	2	Pin, 1¾" x 5⅝"
11	GA24909	4	Fold Cylinder Mount Pin
12	GD34813-01	1	Pin, 3" x 21¼"
13	GA26024	2	<a href="#">Axle Cylinder Lock Up</a>
14	---	1	<a href="#">See "Fold/Marker Manifold Block, 24 Row 30" and 36 Row 20" on page P190</a>
15	---	1	<a href="#">See "Lift/Down Force Manifold Block" on page P185</a>
16	GA26258	1	R.H. Hose Protector
17	GA26259	1	L.H. Hose Protector
18	GA26202	2	Hammer Strap
19	GD36504	1	Position Switch Mount
20	GA18353	1	Position Switch Magnetic Reed
21	GD34905	2	Stub Wing Roller
22	GD34906	2	Roller Retainer
23	GA8312	4	Pin W/Lynch Pin, 4½"
24	GA26261	1	Limit Valve Adjustment Assembly
25	GA15784	1	Interlock Valve
	GR2083	-	Seal Kit
26	G6801-06	2	Elbow W/O-Ring, 90°, ⅜"-18 Male JIC To O-Ring
	GR1045	-	O-Ring
27		2	Hex Head Cap Screw, ¾"-10 x 6"
28	G10001	2	Hex Head Cap Screw, ⅝"-16 x 1"
29	G10008	16	Hex Head Cap Screw, ⅝"-11 x 2"
30	G10017	6	Hex Head Cap Screw, ½"-13 x 1½"
31	G10018	2	Hex Head Cap Screw, ⅝"-18 x ⅝"
32	G10040	2	Hex Head Cap Screw, ¼"-20 x 1¾"
33	G10046	2	Hex Head Cap Screw, ⅝"-11 x 5"
34	G10071	6	Serrated Flange Nut, ½"-13
35	G10112	2	Lock Nut, ¾"-10
36	G10229	2	Lock Washer, ⅝"
37	G10232	2	Lock Washer, ⅝"
38	G10461	4	Cotter Pin, ⅝" x 3"
39	G10621	2	Serrated Flange Nut, ¼"-20
40	G11385	4	Flat Washer, ¼" SAE
41	G11387	2	Flat Washer, ⅝" SAE
42	G11389	6	Flat Washer, ½" Plated SAE
43	G11853	2	Hex Flat Head Cap Screw, ¾"-10 x 1¼"
44	G11854	2	Hex Head Cap Screw, ¼"-20 x 8", Grade 5
45	G11856	4	Flat Washer, 1-3/4"
46	G10107	18	Lock Nut, ⅝"-11
47	G10252	2	Hex Socket Head Cap Screw, ¼"-20 x 7/8", Grade 8
48	G11328	1	Washer, ¼"
49	G10110	2	Lock Nut, ¼"-20, Grade B
50	G11392	4	Flat Washer, ¾" SAE

(106276)



ITEM	PART NO.	QTY.	DESCRIPTION
1	G10627701	1	Transport Axle
2	GA16869	2	<a href="#">See "Hub and Spindle Assembly (Transport), 24 Row 20"' on page P109</a>
3	GA26310	4	Rim and Tire Assembly
	GD36485	1	Tire, 440/55F18
	GA26308	1	Rim
	GA7434	1	Valve Stem (Included W/GA26310)
4	GD12567	20	Inner Budd Nut, 3/4"-16 x 1 1/8"-16
5	GD9509	20	Outer Budd Nut
6	G10400	2	Hex Head Cap Screw, 3/4"-10 x 6 1/2"
7	G10112	2	Lock Nut, 3/4"-10
8	---	4	<a href="#">See "Decals, Paint, and Miscellaneous" on page P295</a>

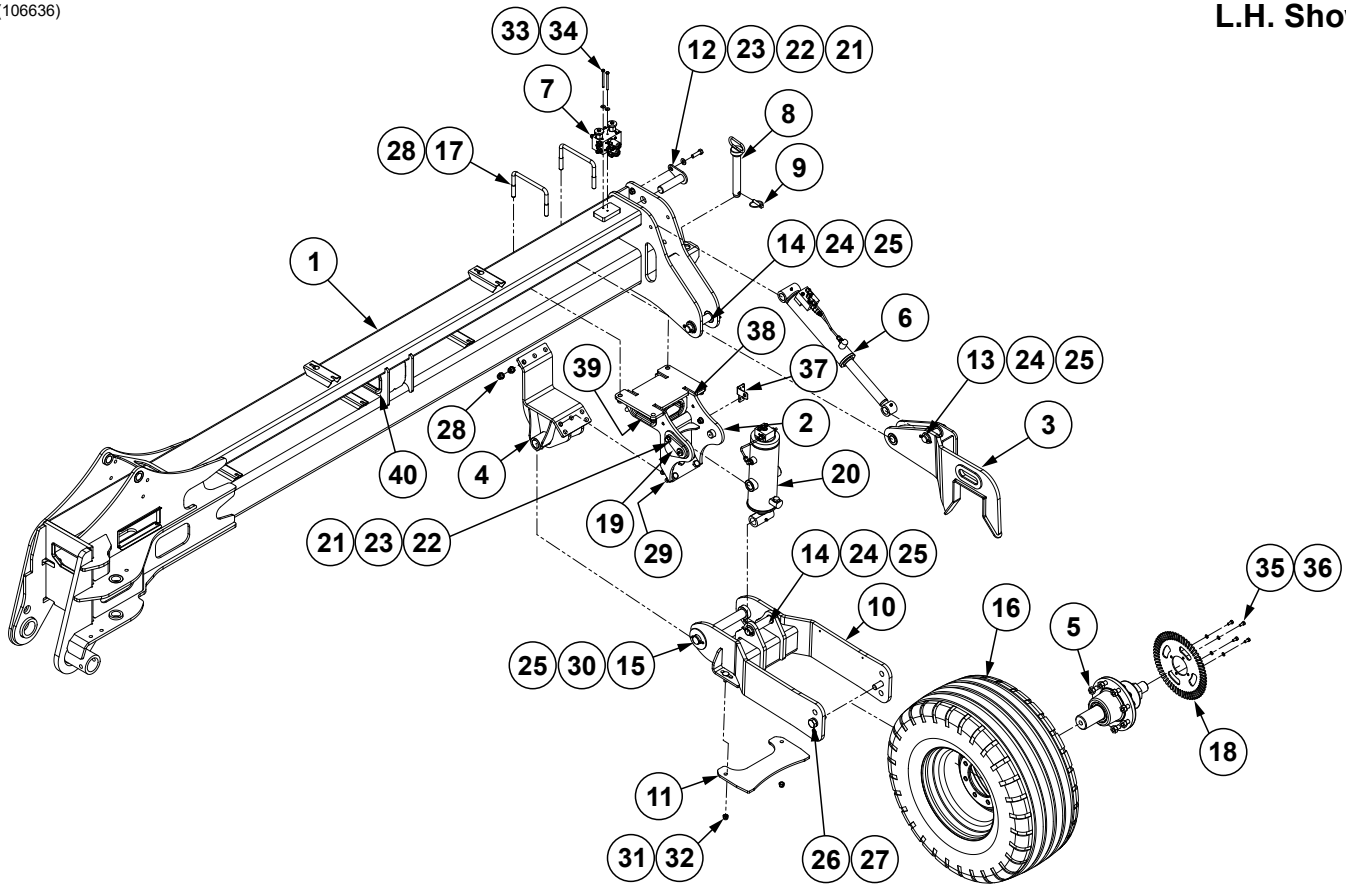
(107579)



ITEM	PART NO.	QTY.	DESCRIPTION
1	G10136501	4	Tire and Rim Assembly
	G10131701	1	Tire, VF-445-50R22.5 (Included W/G10136501)
	GA24575	1	Wheel, 22.5 x 14, 10 Bolt (Included W/G10136501)
	GA7434	1	Valve Stem (Included W/G10136501)
2	GA24979	2	Rim Spacer W/Studs and Nuts, 36 Row 20"
	GA24699	1	Hub (Included W/G24979)
	GR0528	20	Stud, 5/8"-18 x 2 1/4", Grade 8 (Included W/GA24979)
	GA26510	2	Rim Spacer W/Studs and Nuts, 24 Row 30"
	GA26511	1	Hub (Included W/GA26510)
	GR0528	20	Stud, 5/8"-18 x 2 1/4", Grade 8 (Included W/GA26510)
3	G10825001	40	Lug Nut, 5/8"-18, Grade 8
4	---	4	<a href="#">See "Decals, Paint, and Miscellaneous" on page P295</a>
5	GA9315	2	<a href="#">See "Hub and Spindle Assembly (Transport), 24 Row 30" and 36 Row 20" on page P110</a>
6	GA24569	1	Transport Axle (Non-Stock Item)
7	G10112	2	Lock Nut, 3/4"-10
8	G10400	2	Hex Head Cap Screw, 3/4"-10 x 6 1/2"

(106636)

L.H. Shown

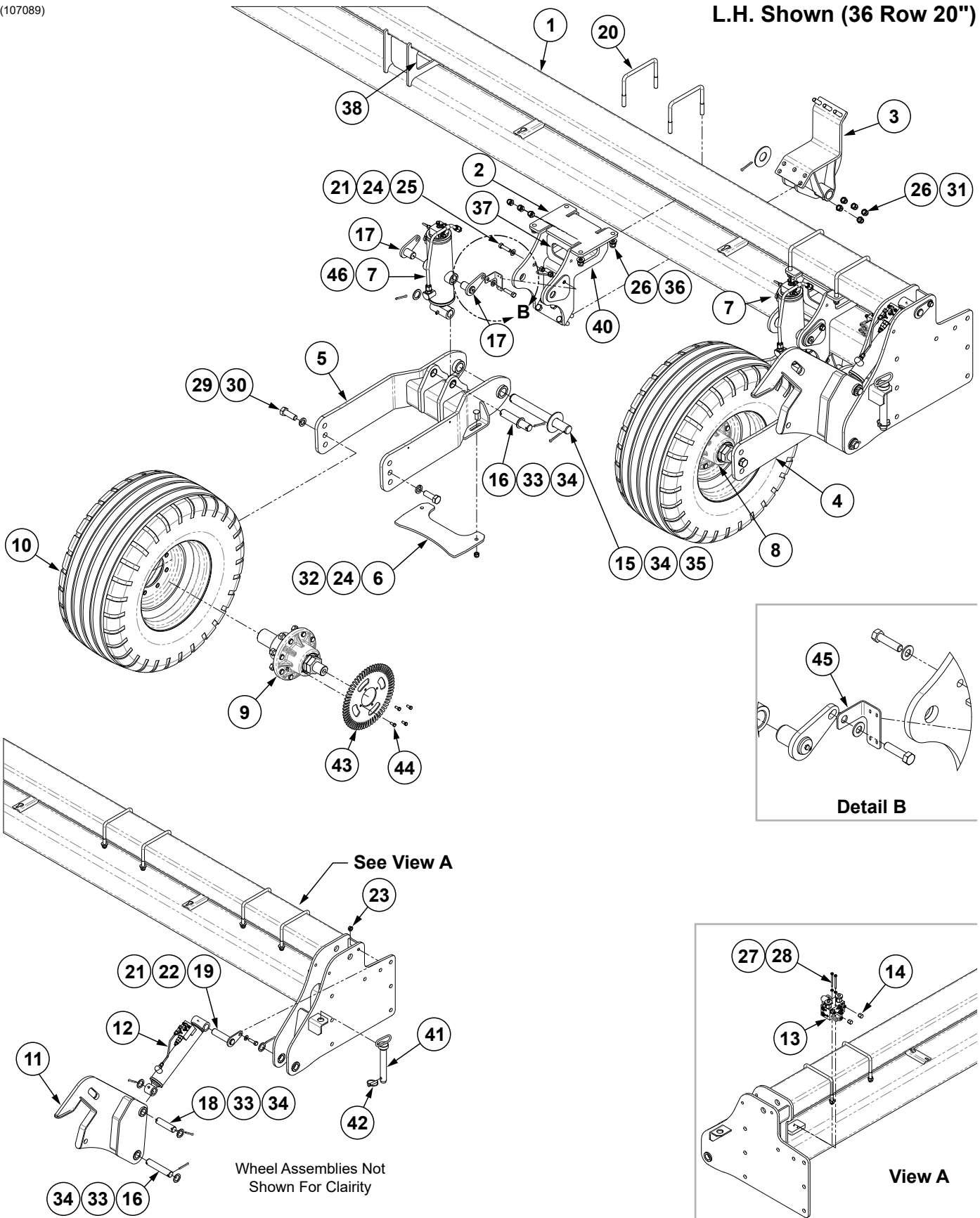


ITEM	PART NO.	QTY.	DESCRIPTION
1	G11076601	1	L.H. Wing
	G11076501	1	R.H. Wing
2	G10660401	1	Wing Wheel Tower, 40'
3	G10815801	1	L.H. Wing Latch
	G10815701	1	R.H. Wing Latch
4	GA26200	1	Wing Wheel Tower Clamp
5	G10693901	1	<a href="#">See "Hub and Spindle Assembly (Wing)" on page P111</a>
6	GA24999	1	<a href="#">See "Wing Latch Cylinder" on page P179</a>
7	---	1	<a href="#">See "Hydraulic Valve Block on Outer Wings" on page P188</a>
8	GA21628	1	Safety Pin, 7/4"
9	GD2557	1	Lynch Pin, 7/16"
10	GA27149	1	Inner Wing Wheel Arm
11	GD34908	1	Wheel Scraper
12	GA25055	1	Hammer Strap Pin
13	GD29104-07	1	Pin, 1 1/4" x 4 3/4"
14	GD29104-06	2	Pin, 1 1/4" x 6 5/8"
15	GD29030-11	1	Pin, 1 1/2" O.D. x 13 3/8"
16	*GD21686	1	Tire, 380/55R16.5
	GD1166	1	Valve Stem
	GA15226	1	Wheel 12 x 16.5, 8 Bolt
17	G10987801	2	U-Bolt, 3" x 7" x 5/8"-11
18	GD34920	1	Jump Start Wheel
19	G10818501	2	Wing Cylinder Trunnion Pin
20	G11081001	1	<a href="#">See "Wing Cylinder, 24 Row 20" on page P167</a>
	---	1	<a href="#">See "Wing Cylinder W/Implement Switch" on page P171</a>
21	G10071	3	Serrated Flange Nut, 1/2"-13
22	G10039	3	Hex Head Cap Screw, 1/2"-13 x 1 3/4"
23	G11389	3	Flat Washer, 1/2" Plated SAE
24	G10159	6	Washer, 1 7/8", 10 Gauge (.1345")
25	G10460	8	Cotter Pin, 1/4" x 2"
26	G10448	2	Hex Head Cap Screw, 7/8"-9 x 2 1/2", Grade 8
27	G10330	2	Lock Washer, 7/8"
28	G10107	12	Lock Nut, 5/8"-11
29	G10009	8	Hex Head Cap Screw, 5/8"-11 x 2 1/2"
30	G11397	2	Flat Washer, 1 1/2"
31	G10636	2	Carriage Bolt, 1/2"-13 x 1 1/2"
32	G10111	2	Lock Nut, 1/2"-13
33	G10209	2	Washer, 1/4" USS
34	G10162	2	Hex Head Cap Screw, 1/4"-20 x 3 1/4"
35	G10043	4	Hex Head Cap Screw, 5/16"-18 x 3/4"
36	G10232	4	Lock Washer, 5/16"
37	G10337901	1	Speed Sensor Bracket
38	GD35413-11.25	1	Edge Trim Protection, 1/4" x 1/2" x 11 1/4"
39	GD35415-13.5	2	Edge Trim Protection, 1/2" x .594" x 13 1/2"
40	GD35414-13	2	Edge Trim Protection, 3/8" x 5/8" x 13"

**\*Specific brand requests will be supplied only as available from current Kinze Repair Parts stock. If a specific brand requested is not in stock, the brand available will be supplied.**

(107089)

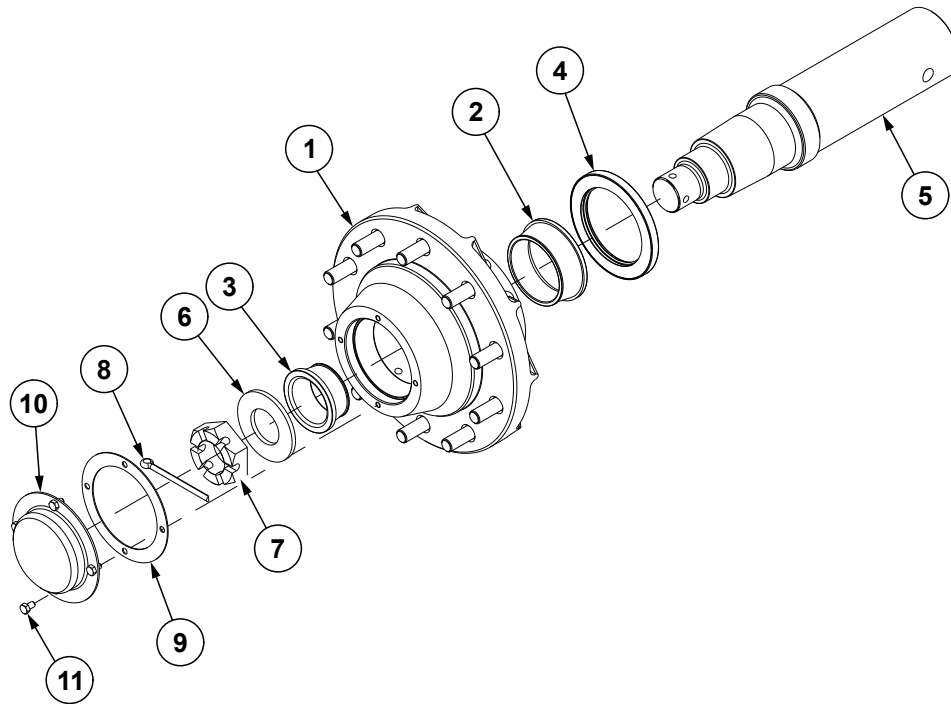
L.H. Shown (36 Row 20")



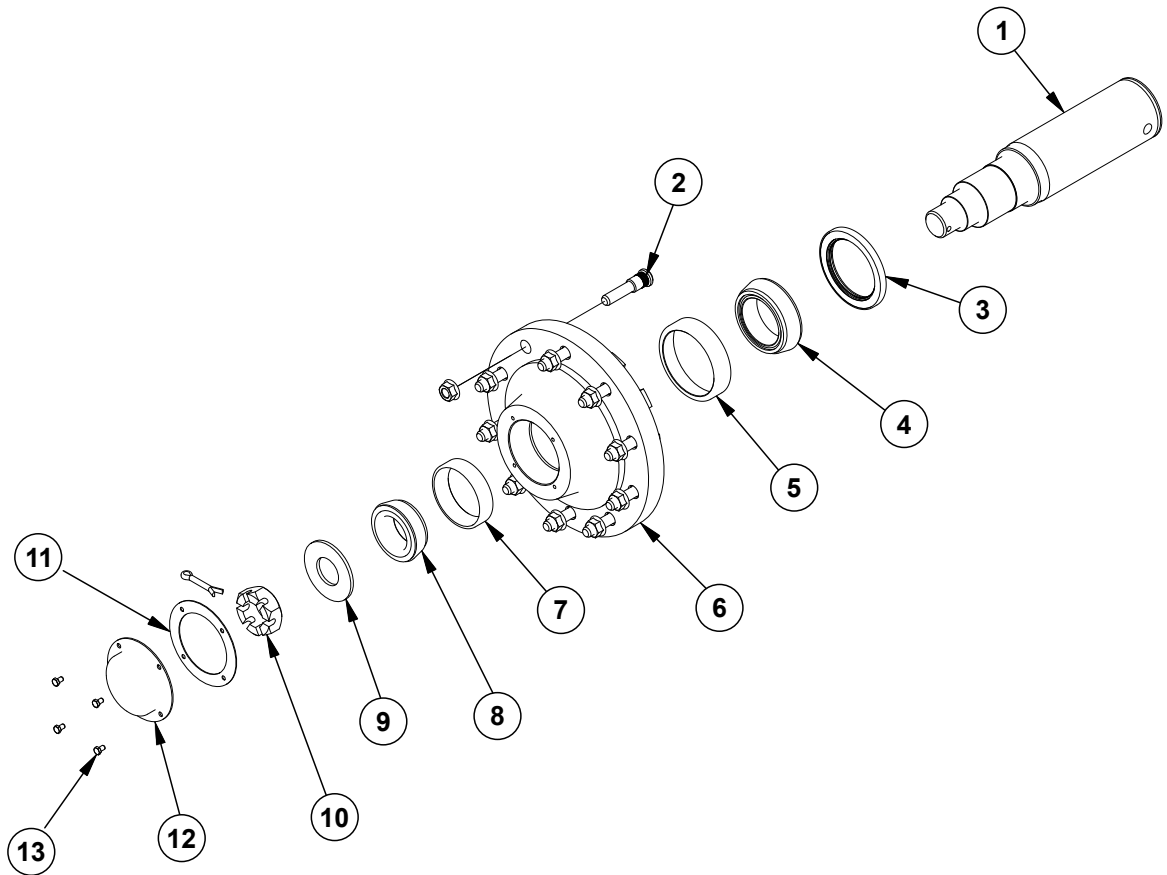


ITEM	PART NO.	QTY.	DESCRIPTION
1	G10481301	1	L.H. Wing
	G10481201	1	R.H. Wing
2	GA26201	2	Wing Wheel Tower
3	GA26200	2	Wing Wheel Tower
4	GA27148	1	Wing Wheel Arm
5	GA27149	1	Inner Wing Wheel Arm
6	GD34908	2	Wheel Scraper
7	G10708601	2	<a href="#">See "Wing Cylinder, 24 Row 30" and 36 Row 20" on page P169</a>
8	---	1	<a href="#">See "Hub and Spindle Assembly (Wing)" on page P111</a>
9	G10694201	1	<a href="#">See "Hub and Spindle Assembly (Wing)" on page P111</a>
10	GD21686	1	Tire, 380/55R16.5
	GD1166	1	Valve Stem
	GA15226	1	Wheel 12 x 16.5, 8 Bolt
11	GA26327	1	L.H. Wing Latch
	GA26326	---	R.H. Wing Latch
12	GA24999	1	<a href="#">See "Wing Latch Cylinder" on page P179</a>
13	---	1	<a href="#">See "Hydraulic Valve Block on Outer Wings" on page P188</a>
14	G304-C-6	2	Cap Nut, 9/16"-18
15	GD29030-11	2	Pin, 1 1/2" O.D. x 13 3/8"
16	GD29104-06	3	Pin, 1 1/4" x 6 5/8"
17	GA27108	4	Wing Cylinder Trunnion Pin
18	GD29104-07	1	Pin, 1 1/4" x 4 3/4"
19	GA25055	1	Hammer Strap Pin
20	GD16598	4	U-Bolt, 4" x 7" x 5/8"-11
21	G11389	5	Flat Washer, 1/2" Plated SAE
22	G10039	1	Hex Head Cap Screw, 1/2"-13 x 1 3/4"
23	G10071	1	Serrated Flange Nut, 1/2"-13
24	G10111	8	Lock Nut, 1/2"-13
25	G10016	4	Hex Head Cap Screw, 1/2"-13 x 2"
26	G10107	24	Lock Nut, 5/8"-11
27	G11385	2	Flat Washer, 1/4" SAE
28	G10580	2	Hex Head Cap Screw, 1/4"-20 x 3"
29	G10330	4	Lock Washer, 7/8"
30	G10448	4	Hex Head Cap Screw, 7/8"-9 x 2 1/2", Grade 8
31	G10009	16	Hex Head Cap Screw, 5/8"-11 x 2 1/2"
32	G10636	4	Carriage Bolt, 1/2"-13 x 1 1/2"
33	G10159	8	Washer, 1 7/8", 10 Gauge (.1345")
34	G10460	12	Cotter Pin, 1/4" x 2"
35	G11397	4	Flat Washer, 1 1/2"
36	G11391	8	Flat Washer, 5/8" SAE
37	GD35413-11.25	2	Edge Trim Protection, 1/4" x 1/2" x 11 1/4"
38	GD35414-13	2	Edge Trim Protection, 3/8" x 5/8" x 13"
39	---	---	---
40	GD35415-13.5	4	Edge Trim Protection, 1/2" x .594" x 13 1/2"
41	GA21628	1	Safety Pin, 7/4"
42	GD2557	1	Lynch Pin, 7/16"
43	GD34920	1	Jump Start Wheel
44	G10043	4	Hex Head Cap Screw, 5/16"-18 x 3/4"
45	G10337901	1	Speed Sensor Bracket
46	G10708701	---	<a href="#">See "Wing Cylinder W/Implement Switch" on page P171</a> (on R.H. wing, inside tire)

(A21048)

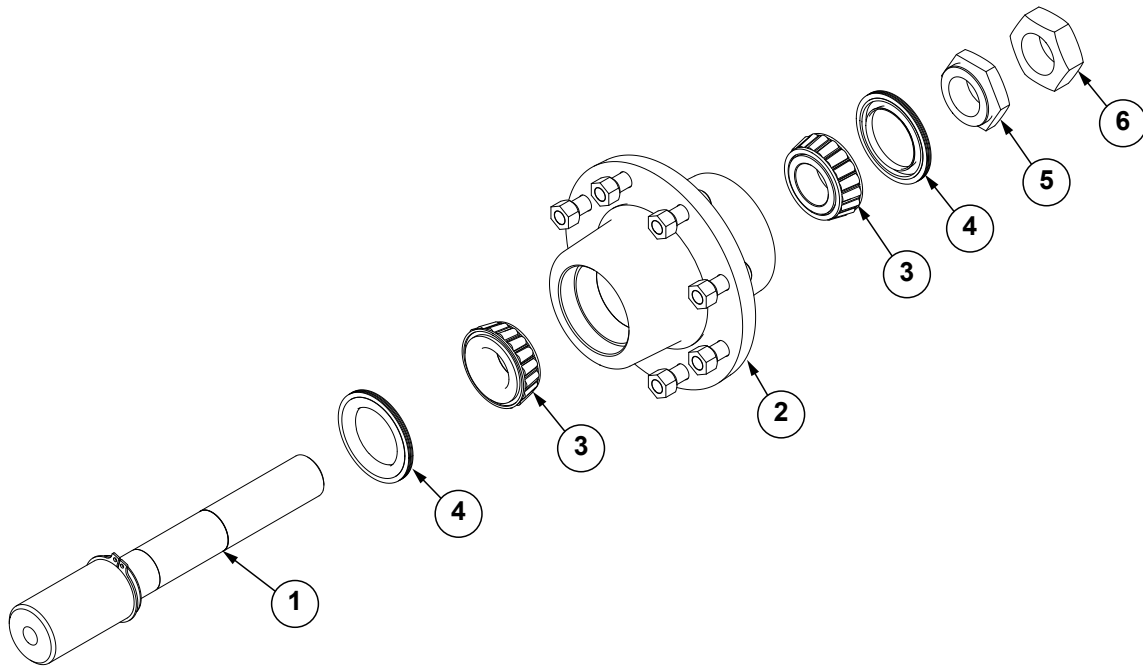


ITEM	PART NO.	QTY.	DESCRIPTION
1	GA16871	1	Hub W/Cups, Grease Fitting, and Stud Bolts (10 Bolt)
	GR2066	1	Hub (Included W/GA16871)
	GR2067	1	Bearing Cup (Included W/GA16871)
	GR2068	1	Bearing Cup (Included W/GA16871)
	GR2069	10	Stud Bolt (Included W/GA16871)
	GR2070	1	Self Tapping Grease Fitting, 1/8"-27 (Included W/GA16871)
2	GR2071	1	Bearing Cone
3	GR2072	1	Bearing Cone
4	GR2073	1	Grease Seal
5	GD24448	1	Spindle
6	GR2074	1	Washer, 4" x 2 1/16" x 1/4"
7	GR2075	1	Spindle Nut, 2 1/2"
8	GR2076	1	Cotter Pin, 5/16" x 4"
9	GR2077	1	Hub Cap Gasket
10	GR2078	1	Hub Cap
11	G10054	4	Hex Head Cap Screw, 5/16"-18 x 1/2"
A	GA16869	1	Hub and Spindle Assembly, Items 1-11

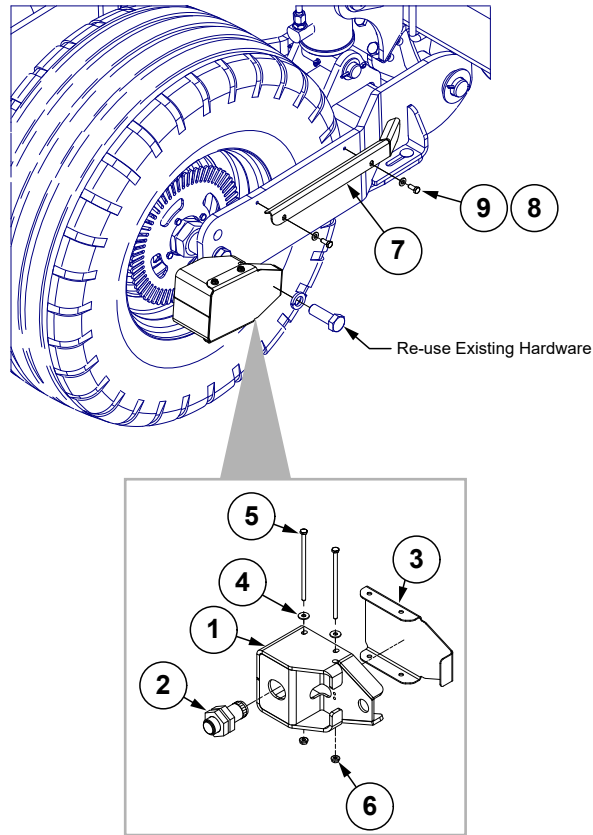


ITEM	PART NO.	QTY.	DESCRIPTION
1	GD13740	1	Spindle, 4½"
2	GR1681	10	Bolt, ¼"-16 x 3⅞"
	G10625	10	Flange Nut, ¾"-16
3	GA0532	1	Seal
4	GA0531	1	Inner Bearing
5	GR0191	1	Inner Cup
6	GB0320	1	Hub, 10 Holes
7	GR0192	1	Outer Cup
8	GA0530	1	Outer Bearing
9	G11398	1	Flat Washer, 2" SAE
10	G10726	1	Slotted Hex Nut, 2"-12
	G10471	1	Cotter Pin, ⅜" x 2½"
11	GD1359	1	Seal
12	GD1360	1	Dust Cap
13	G10054	4	Hex Head Cap Screw, ⅝"-18 x ½"
A	GA24568	2	Hub And Spindle Assembly (Items 5-17)

(106939)

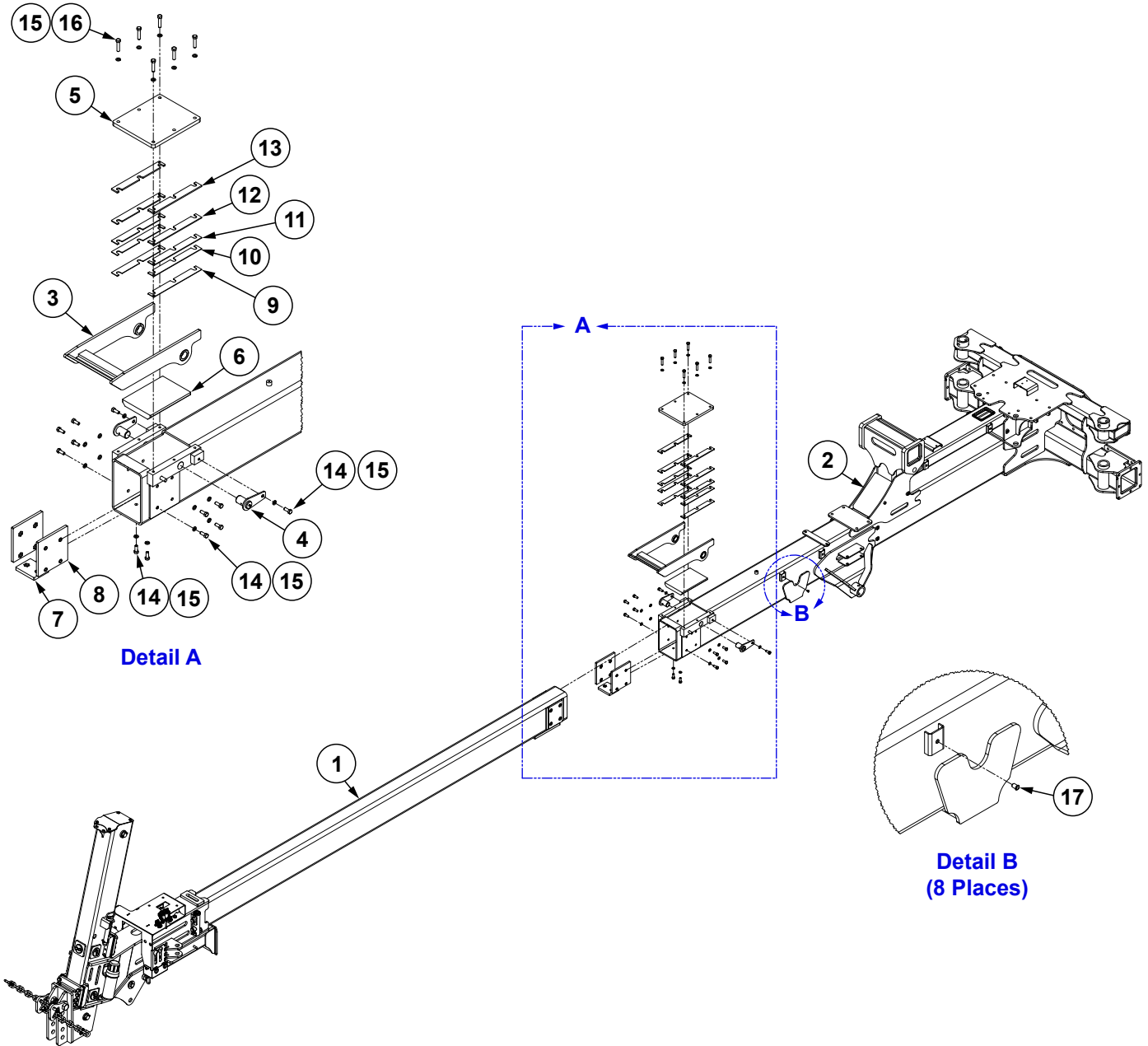


ITEM	PART NO.	QTY.	DESCRIPTION
1	GA21047 G10913	1	Spindle W/Retaining Ring External Retaining Ring, 2½" (Included W/GA21047)
2	G10693801 G10694001 GD7079 GR0528 G10825001 G10825001	1 1 2 8 8 8	8 Bolt Hub (Included w/G10693901) 8 Bolt Hub (Included w/G10694201) Cup (Included w/G10693901 and G10694201) Stud, ⅝"-18 x 2¼", Grade 8 (Included w/G10693901 and G10694201) Lug Nut, ⅝"-18, Grade 8 (Included w/G10693901) Lug Nut, ⅝"-18, Grade 8 (Included w/G10694201)
3	GA4723	2	Bearing
4	GA4722	2	Seal
5	GD7089	1	Special Nut, 1¼"-12 UNF
6	GD7864	1	Special Hex Nut, 1¼"-12 UNF
A	G10693901	-	Hub and Spindle Assembly (Items 1-6)
B	G10694201	-	Hub and Spindle Assembly (Items 1-6)



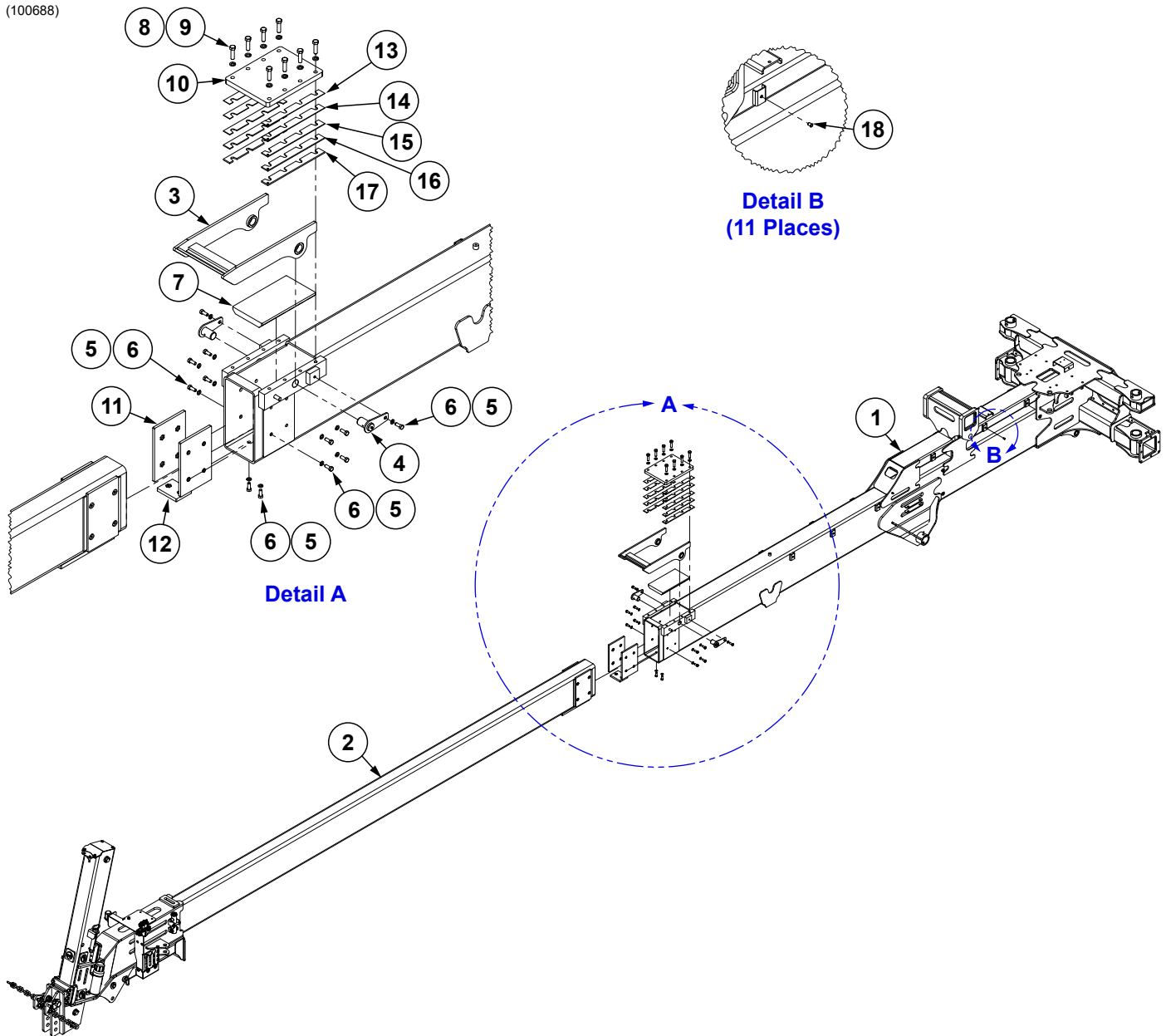
ITEM	PART NO.	QTY.	DESCRIPTION
1	G10012901	1	Jump Start Bracket
2	GA13204	1	Hall Effect Sensor
3	G10012201	1	Jump Start Sensor Cover
4	G10209	2	Washer, 1/4" USS
5	G10013101	2	Hex Head Cap Screw, 1/4"-20 x 5 1/2"
6	G10621	2	Serrated Flange Nut, 1/4"-20
7	GD35885	1	Cable Guard
8	G11386	2	Flat Washer, 5/16" SAE
9	G10043	2	Hex Head Cap Screw, 5/16"-18 x 3/4"

(106285)



ITEM	PART NO.	QTY.	DESCRIPTION
1	G10622701	1	<a href="#">See "Inner Hitch Assembly, 24 Row 20"" on page P117</a>
2	G10625801	1	Outer Hitch, 40', 24 Row 20"
3	GA24709	1	Hitch Latch
4	GA24913	2	Hitch Lock Pin
5	G10735301	1	Front Top Cover Plate
6	G10735401	1	Front Top Wear Pad
7	GA24970	1	Outer Hitch Top Wear Pad Assembly
	GR2280	2	Hex Nut Insert, 1/2"-13 (Included W/GA24970)
8	G10735601	2	Front Wear Pad Assembly
	GR2280	4	Hex Nut Insert, 1/2"-13 (Included W/G10735601)
9	G10735701	2	Front Top Cover Plate Shim, 14 Gauge (.0747")
10	G10735702	2	Front Top Cover Plate Shim, 12 Gauge (.1046")
11	G10735703	2	Front Top Cover Plate Shim, 10 Gauge (.1345")
12	G10735704	2	Front Top Cover Plate Shim, 7 Gauge (.1793")
13	G10735705	2	Front Top Cover Plate Shim, 1/4"
14	G10037	12	Hex Head Cap Screw, 1/2"-13 x 1 1/4"
15	G10228	18	Lock Washer, 1/2"
16	G10581	6	Hex Head Cap Screw, 1/2"-13 x 2 1/4"
17	G11589	8	Rivet Nut, 1/4"-20

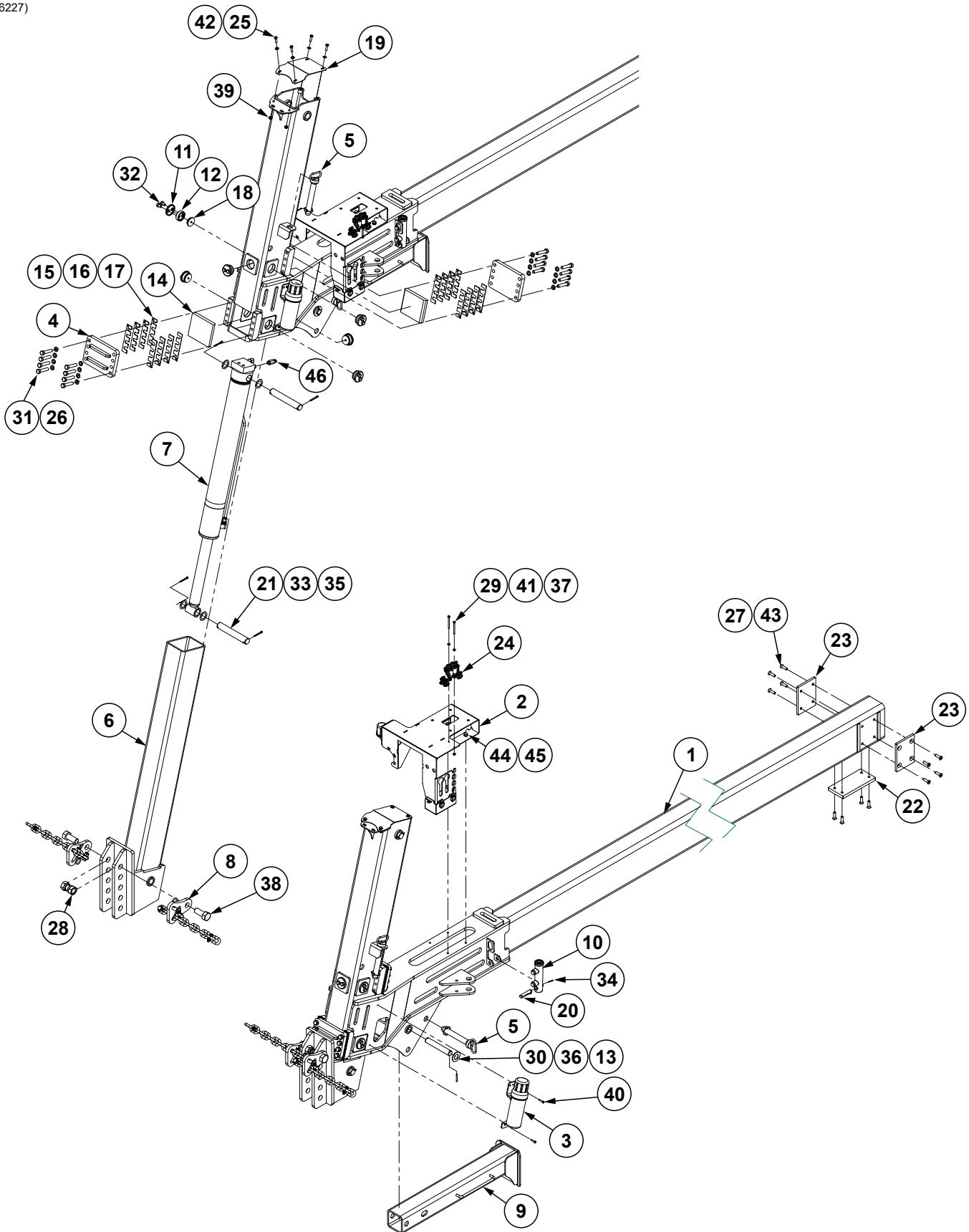
(100688)





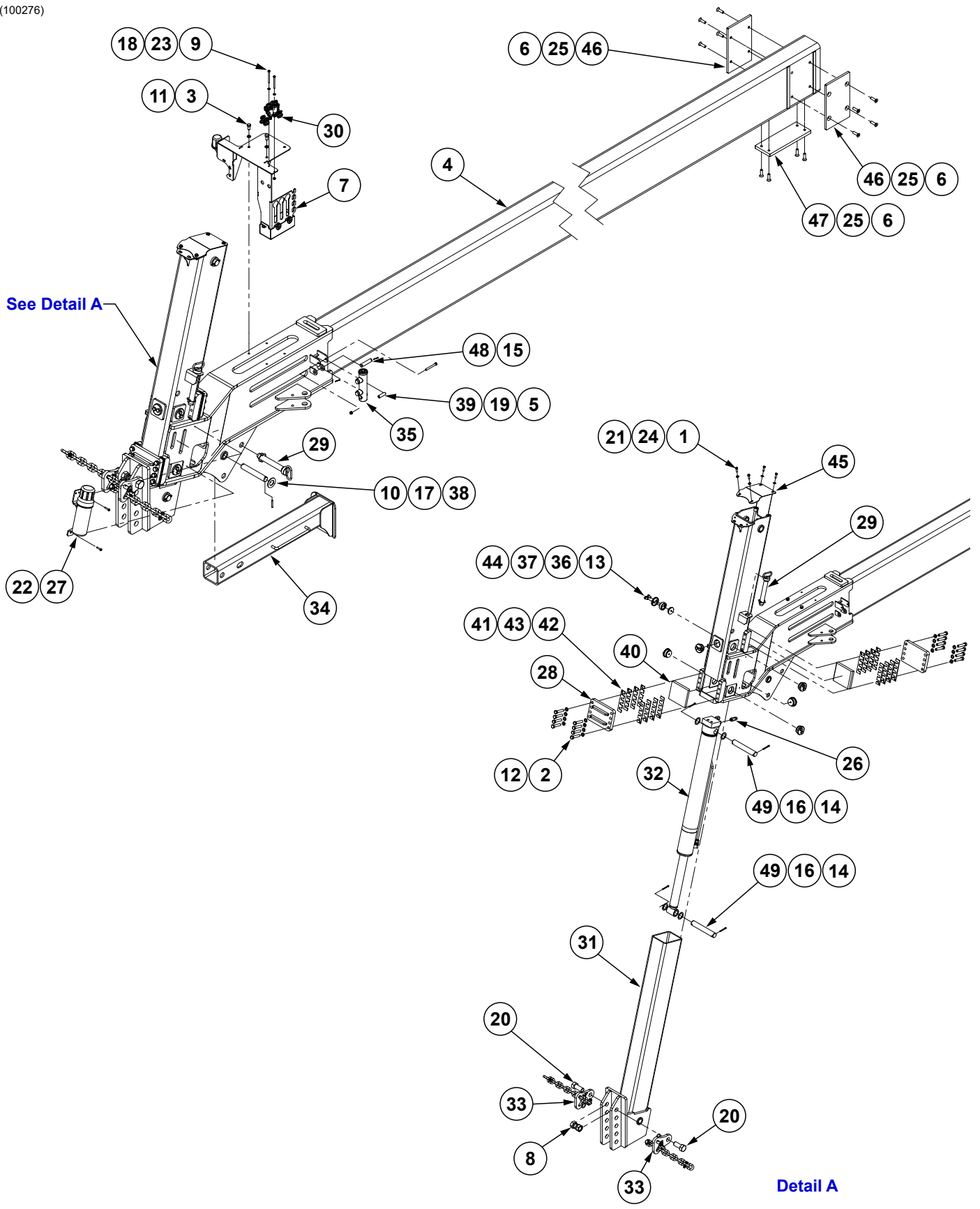
ITEM	PART NO.	QTY.	DESCRIPTION
1	G10038501	1	Outer Hitch
2	G10027601	1	ASSY INNER HITCH
3	GA24709	1	Hitch Latch
4	GA24913	2	Hitch Lock Pin
5	G10228	12	Lock Washer, 1/2"
6	G10037	12	Hex Head Cap Screw, 1/2"-13 x 1 1/4"
7	GD34711	1	Front Top Wear Pad
8	G10230	8	Lock Washer, 5/8"
9	G10006	8	Hex Head Cap Screw, 5/8"-11 x 2 1/4"
10	GD34712	1	Front Top Cover Plate
11	GA25967	2	Front Wear Pad
12	GA24970	1	Outer Hitch Top Wear Pad
13	GD34713-01	2	Front Top Cover Plate Shim, 14 Gauge (.0747")
14	GD34713-02	2	Front Top Cover Plate Shim, 12 Gauge (.1046")
15	GD34713-03	2	Front Top Cover Plate Shim, 10 Gauge (.1345")
16	GD34713-04	2	Front Top Cover Plate Shim, 7 Gauge (.1793")
17	GD34713-05	2	Front Top Cover Plate Shim, 1/4"
18	G11589	11	Rivet Nut, 1/4"-20

(106227)



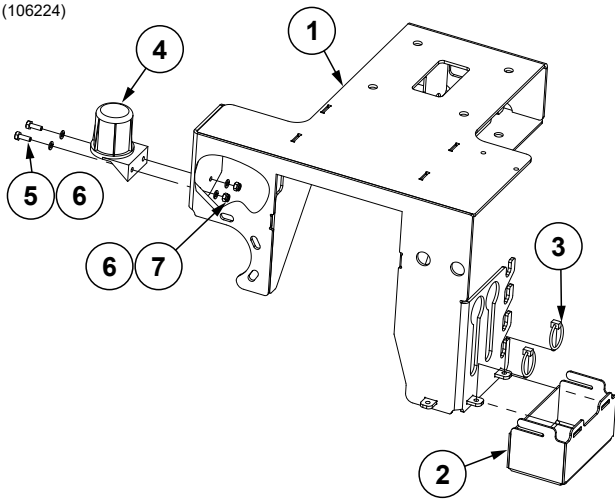
ITEM	PART NO.	QTY.	DESCRIPTION
1	G10622601	1	Inner Hitch
2	G10622401	1	<a href="#">See "PTO Reservoir/Bulkhead Mount Assembly, 24 Row 20"" on page P121</a>
3	GA15422	1	Operator's Manual Canister
4	GA21598	2	Wear Support
5	GA21628	2	Safety Pin, 7¼"
6	GA24808	1	Inner Drawbar
7	GA24861	1	<a href="#">See "Drawbar Hitch Cylinder" on page P162</a>
8	---	2	<a href="#">See "Safety Chain" on page P122</a>
9	GA25303	1	Jack Stand
10	GA9205	1	<a href="#">See "Tongue Lock Cylinder" on page P166</a>
11	GB0230	6	Cap
12	GB0234	6	Adjustment Plug
13	GD29104-14	1	Pin, 1¼" x 8"
14	GD30683	2	Wear Pad
15	GD30684	4	Shim, 7 Gauge (.1793")
16	GD30685	8	Shim, 10 Gauge (.1345")
17	GD30686	4	Shim, 14 Gauge (.0747")
18	GD34081	6	Wear Pad
19	GD34685	1	Drawbar Top Cover Plate
20	GD7137	1	Pin, ¾" x 3⅜"
21	GD9464-03	2	Pin, 1½" x 9½"
22	G10744701	1	Rear Bottom Wear Pad
23	G10744601	2	Rear Wear Pad
24	---	1	<a href="#">See "Hydraulic Valve Block on Front Hitch" on page P187</a>
25	G10004	4	Hex Head Cap Screw, ⅜"-16 x 1¼"
26	G10010	16	Hex Head Cap Screw, ⅝"-11 x 3"
27	G10111	12	Lock Nut, 1/2"-13
28	G10157	2	Lock Nut, 1¼"-7
29	G10162	2	Hex Head Cap Screw, ¼"-20 x 3¼"
30	G10226	2	Washer, 1¼" SAE
31	G10230	16	Lock Washer, ⅝"
32	G10438	12	Hex Head Cap Screw, ½"-13 x ¾"
33	G10450	4	Washer, 2¼", 18 Gauge (.0478")
34	G10457	2	Cotter Pin, ⅝ <sub>32</sub> " x 1½"
35	G10460	4	Cotter Pin, ¼" x 2"
36	G10606	2	Spring Pin, ¼" x 2"
37	G10621	2	Serrated Flange Nut, ¼"-20
38	G11058	2	Hex Head Cap Screw, 1 1/4"-7 x 3"
39	G11091	2	Serrated Flange Nut, ⅜"-16
40	G11337	2	Hex Serrated Flange Cap Screw, ¼"-20 x 1¼"
41	G11385	2	Flat Washer, ¼" SAE
42	G11387	4	Hardened Washer, ⅜" SAE
43	G11534	12	Hex Flat Head Counter Sunk, ½"-13 x 1¾"
44	G10014	4	Hex Head Cap Screw, ½"-13 x 1"
45	G10228	4	Lock Washer, ½"
46	G6400-L-08 GR1037	1 -	Long Connector W/O-Ring, ¾"-16 Male JIC To O-Ring O-Ring

(100276)



ITEM	PART NO.	QTY.	DESCRIPTION
1	G10004	4	Hex Head Cap Screw, 3/8"-16 x 1 1/4"
2	G10010	16	Hex Head Cap Screw, 5/8"-11 x 3"
3	G10014	2	Hex Head Cap Screw, 1/2"-13 x 1"
4	G10027701	1	Inner Hitch
5	G10108	1	Lock Nut, 3/8"-16
6	G10111	12	Lock Nut, 1/2"-13
7	---	1	<a href="#">See "PTO Reservoir/Bulkhead Mount Assembly, 24 Row 30" and 36 Row 20" on page P121</a>
8	G10157	2	Lock Nut, 1 1/4"-7
9	G10162	2	Hex Head Cap Screw, 1/4"-20 x 3 1/4"
10	G10226	2	Washer, 1 1/4" SAE
11	G10228	2	Lock Washer, 1/2"
12	G10230	16	Lock Washer, 5/8"
13	G10438	12	Hex Head Cap Screw, 1/2"-13 x 3/4"
14	G10450	4	Washer, 2 1/4", 18 Gauge (.0478")
15	G10457	2	Cotter Pin, 5/32" x 1 1/2"
16	G10460	4	Cotter Pin, 1/4" x 2"
17	G10606	2	Spring Pin, 1/4" x 2"
18	G10621	2	Serrated Flange Nut, 1/4"-20
19	G10809	1	Hex Head Cap Screw, 3/8"-16 x 3 1/4"
20	G11058	2	Hex Head Cap Screw, 1 1/4"-7 x 3"
21	G11091	2	Serrated Flange Nut, 3/8"-16
22	G11337	2	Hex Serrated Flange Cap Screw, 1/4"-20 x 1 1/4"
23	G11385	2	Flat Washer, 1/4" SAE
24	G11387	4	Hardened Washer, 3/8" SAE
25	G11534	12	Hex Flat Head Counter Sunk, 1/2"-13 x 1 3/4"
26	G6400-L-08	1	Long Connector W/O-Ring, 3/4"-16 Male JIC To O-Ring
	GR1037	-	O-Ring
27	GA15422	1	Operator's Manual Canister
28	GA21598	2	Wear Support
29	GA21628	2	Safety Pin, 7/16"
30	---	1	<a href="#">See "Hydraulic Valve Block on Front Hitch" on page P187</a>
31	GA24808	1	Inner Drawbar
32	GA24861	1	<a href="#">See "Drawbar Hitch Cylinder" on page P162</a>
33	---	2	<a href="#">See "Safety Chain" on page P122</a>
34	GA25303	1	Jack Stand
35	GA9205	1	<a href="#">See "Tongue Lock Cylinder" on page P166</a>
36	GB0230	6	Cap
37	GB0234	6	Adjustment Plug
38	GD29104-14	1	Pin, 1 1/4" x 8"
39	GD2971-09	1	Sleeve, 2" Long
40	GD30683	2	Wear Pad
41	GD30684	4	Shim, 7 Gauge (.1793")
42	GD30685	8	Shim, 10 Gauge (.1345")
43	GD30686	4	Shim, 14 Gauge (.0747")
44	GD34081	6	Wear Pad
45	GD34685	1	Drawbar Top Cover Plate
46	GD34709	2	Rear Wear Pad
47	GD34710	1	Rear Bottom Wear Pad
48	GD7137	1	Pin, 3/4" x 3 3/8"
49	GD9464-03	2	Pin, 1 1/2" x 9 1/2"

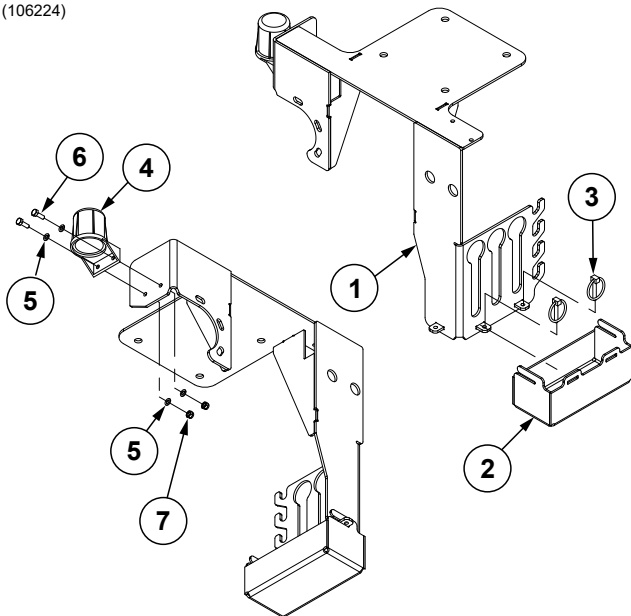
(106224)



ITEM	PART NO.	QTY.	DESCRIPTION
1	G10716501	1	Front Bulkhead Mount
2	G11013801	1	Hose Drip Tray
3	GD2558	2	Lynch Pin, 1/4"
4	GD33707	1	Plug Protector
5	G10023	2	Hex Head Cap Screw, 1/4"-20 x 3/4"
6	G11328	4	Washer, 1/4"
7	G10110	2	Lock Nut, 1/4"-20, Grade B

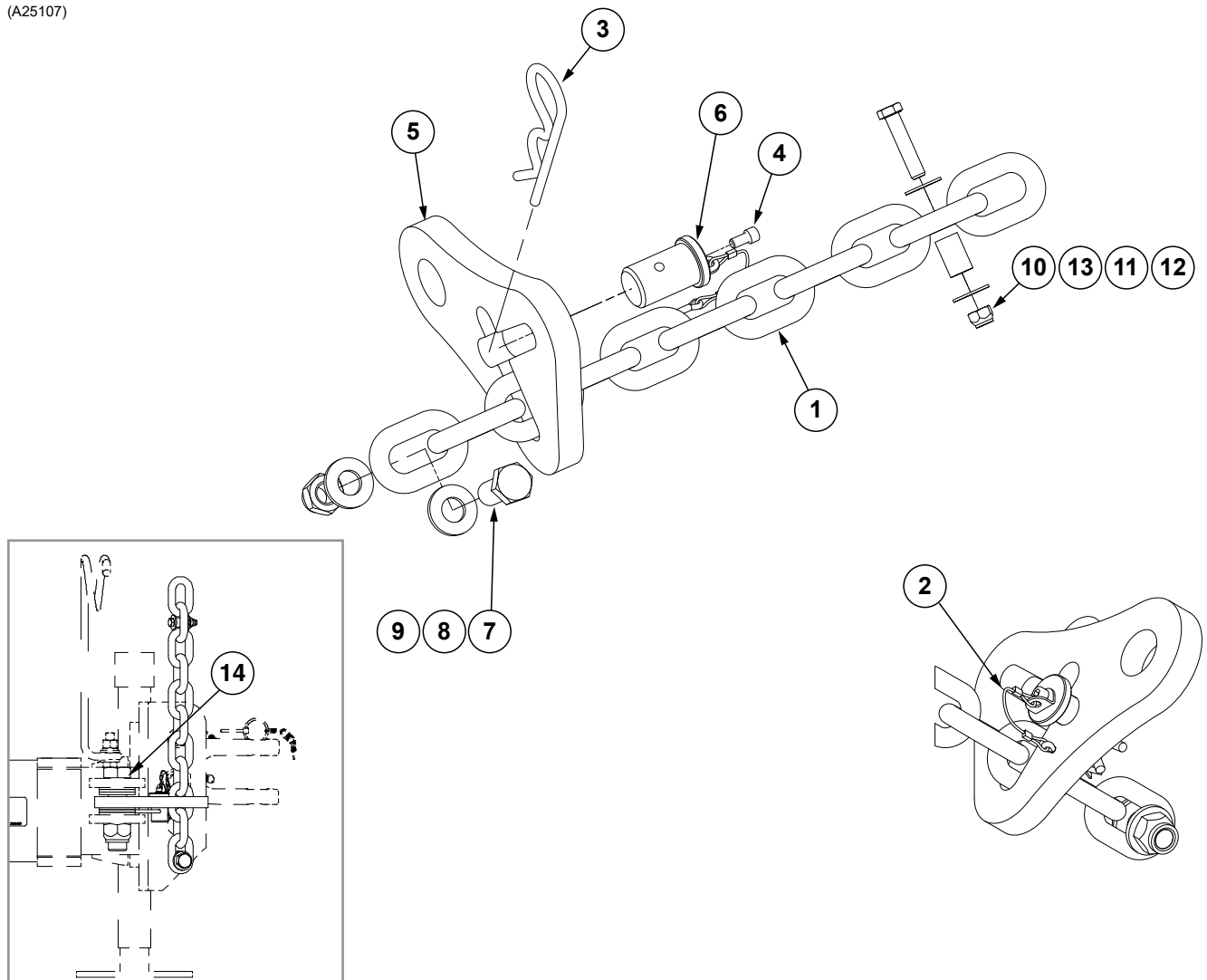
PTO Reservoir/Bulkhead Mount Assembly,  
24 Row 30" and 36 Row 20"

(106224)



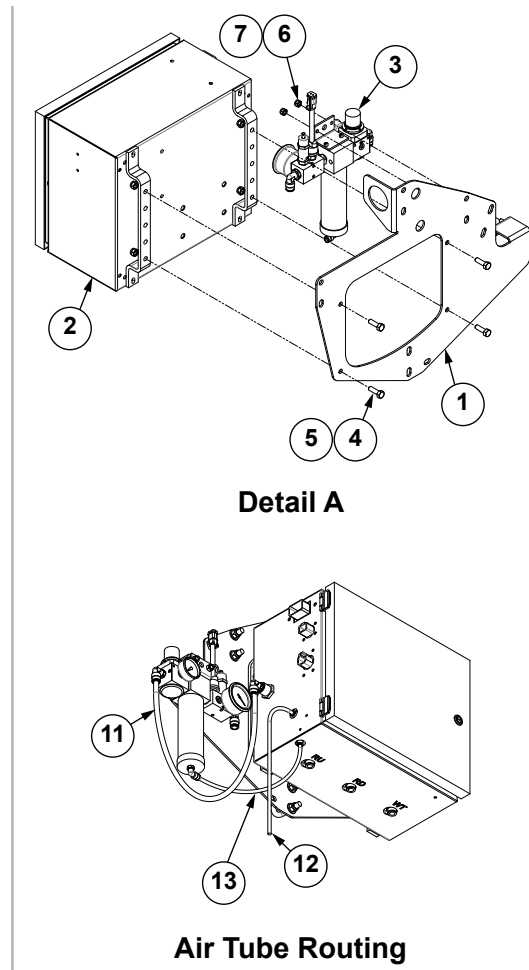
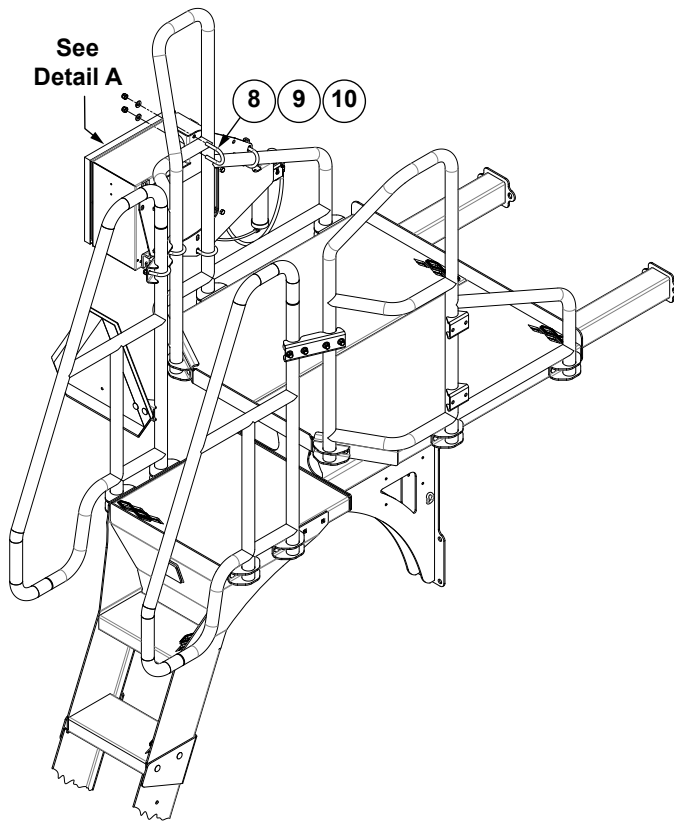
ITEM	PART NO.	QTY.	DESCRIPTION
1	G10766901	1	Front Bulkhead Mount
2	GD33817	1	Hose Drip Tray
3	GD2558	2	Lynch Pin, 1/4"
4	GD33707	1	Plug Protector
5	G11328	4	Washer, 1/4"
6	G10023	2	Hex Head Cap Screw, 1/4"-20 x 3/4"
7	G10110	2	Lock Nut, 1/4"-20, Grade B

(A25107)



ITEM	PART NO.	QTY.	DESCRIPTION
1	G3324-01	1	Safety Chain, 13MM Grade 70, 97½"
2	GD35339	1	Looped Tether W/Tabs and Cotter Pin
3	G10671	1	Hairpin Cotter, ⅜" x 3¼"
4	G11874	1	Hex Socket Head Cap Screw, ¼"-20 x ½"
5	GD35127	1	Single Chain Latch
6	GD35340	1	Chain Latch Pin
7	G10007	1	Hex Head Cap Screw, ⅝"-11 x 1½"
8	G11391	2	Flat Washer, ⅝" SAE
9	G10107	1	Lock Nut, ⅝"-11
10	G10108	1	Lock Nut, ⅝"-16
11	GD8893-07	1	Sleeve, 1" Long
12	G10047	1	Hex Head Cap Screw, ⅜"-16 x 1¾"
13	G10210	2	Washer, ⅜" USS
14	G11290	1	Hex Head Cap Screw, 1¼"-7 x 5"
	G10157	1	Lock Nut, 1¼"-7
	G11396	6	Flat Washer, 1¼" SAE
A	G9948X	-	⅝" Transport Safety Chain Package (Items 1-13)

(106091)



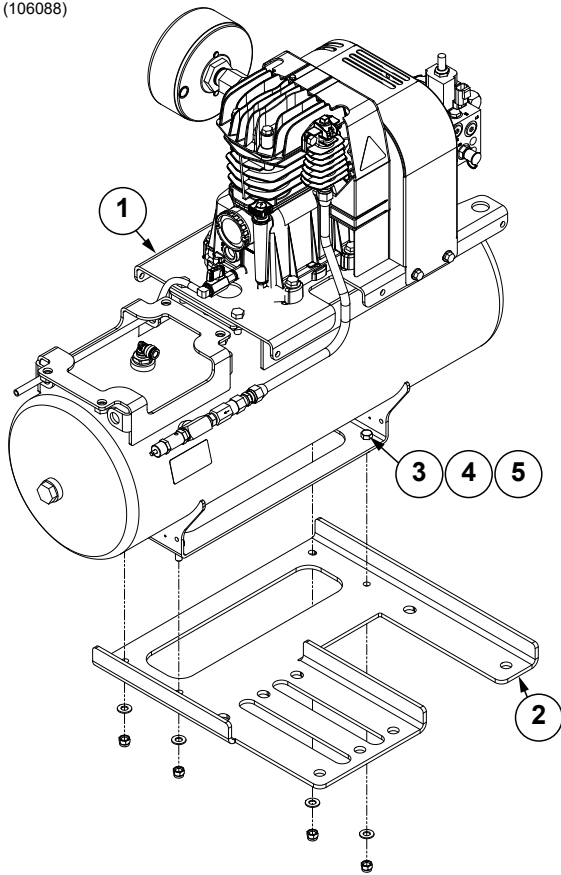
ITEM	PART NO.	QTY.	DESCRIPTION
1	G10562301	1	Residue Controls Manager Mount
2	---	1	<a href="#">See "Residue Manager Controls Box Assembly" on page P127</a>
3	---	1	<a href="#">See "Water Separator Controls Assembly" on page P128</a>
4	G10019	4	Hex Head Cap Screw, 5/16"-18 x 1"
5	G10109	4	Lock Nut, 5/16"-18, Grade 8
6	G10023	2	Hex Head Cap Screw, 1/4"-20 x 3/4"
7	G10110	2	Lock Nut, 1/4"-20, Grade B
8	GD27190	3	U-Bolt, 1 1/2" x 3/8"-16
9	G11387	6	Flat Washer, 3/8" SAE
10	G10108	6	Lock Nut, 3/8"-16
11	*10609009	1	Urethane Tubing, 3/8" O.D. x 25" (Black)
12	†D17151-19	1	Urethane Tubing, 1/4" O.D. x 5' (Blue)
13	†D17151-22	1	Urethane Tubing, 1/4" O.D. x 12" (Blue)

\*Hose not stocked by Kinze repair parts, but is available in bulk (P/N: G10609001) (Black).

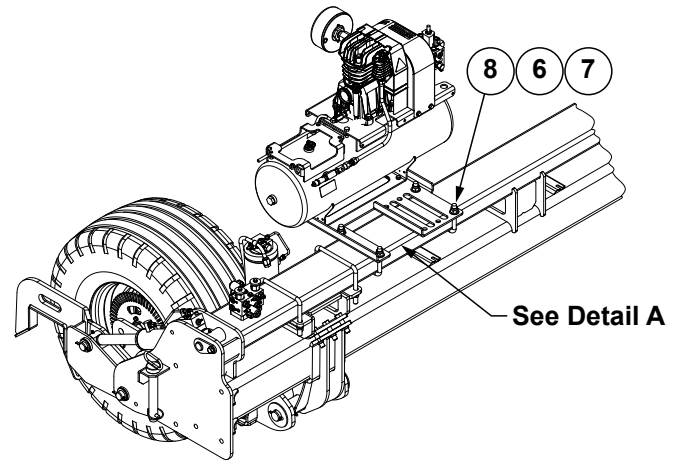
†Hose not stocked by Kinze repair parts, but is available in bulk (P/N: GD17150-00) (Blue).



(106088)

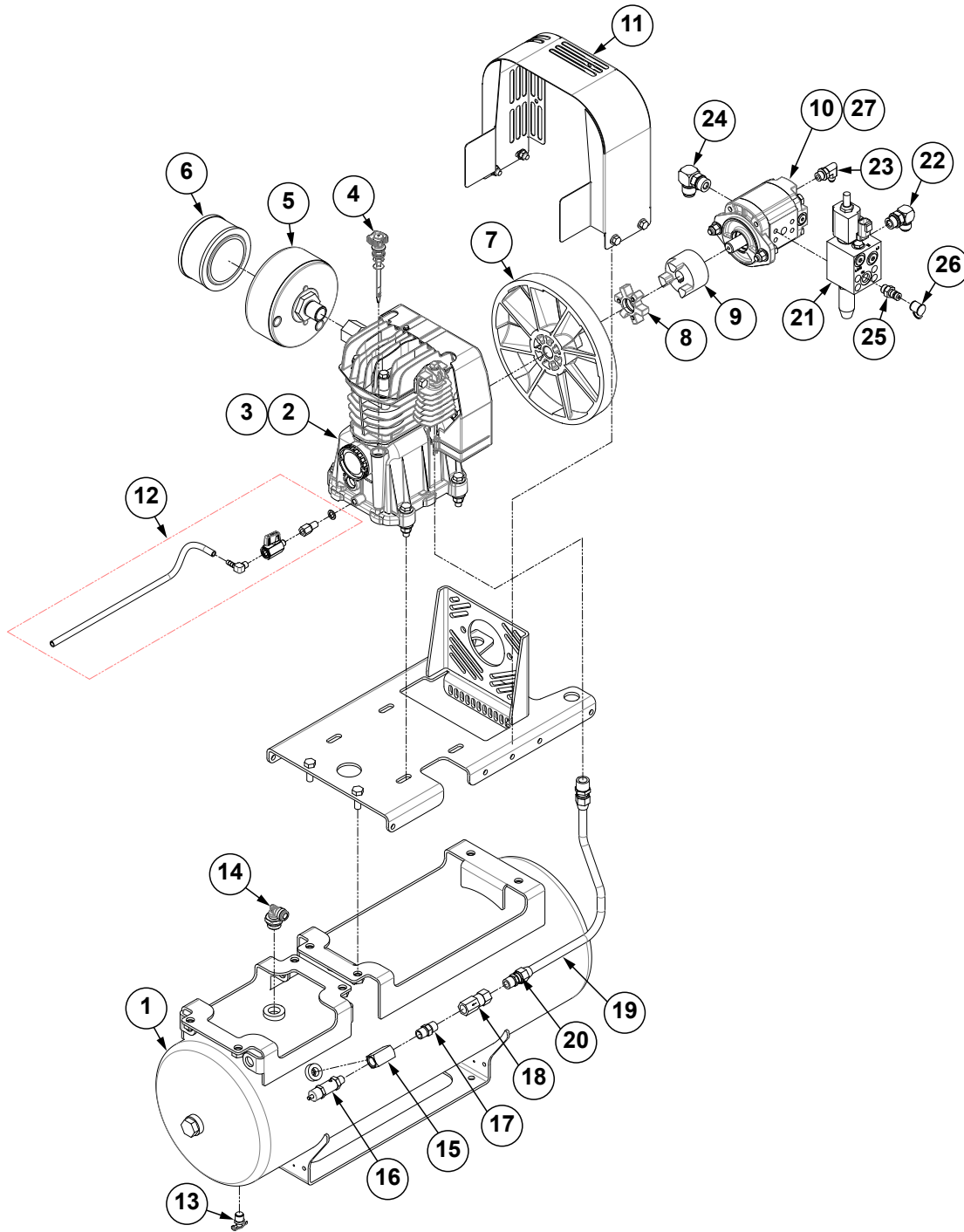


Detail A



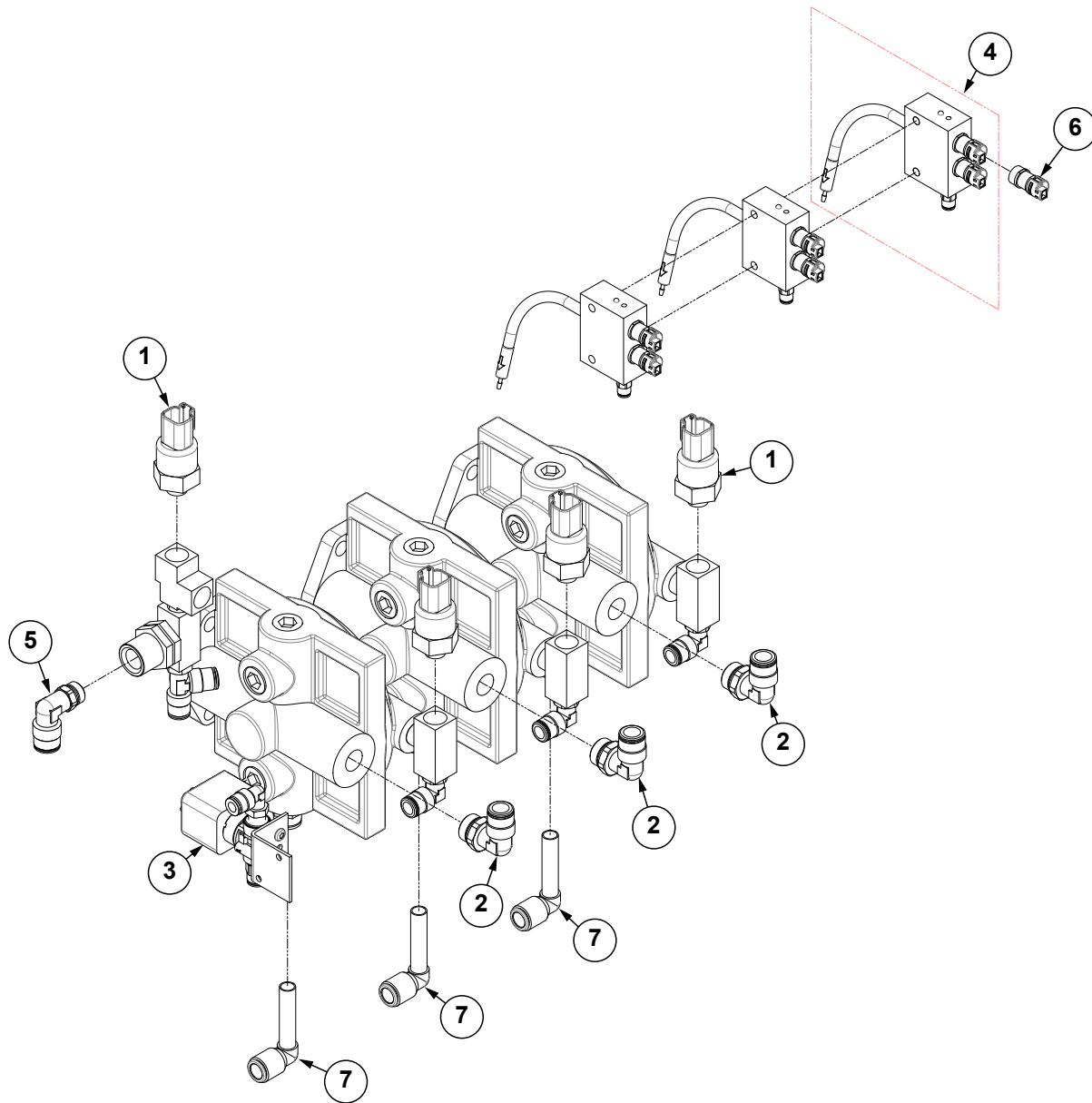
ITEM	PART NO.	QTY.	DESCRIPTION
1	---	1	<a href="#">See "Yetter Hydraulic Air Compressor Assembly" on page P125</a>
2	G1055301 G1055302	-	Hydraulic Compressor Mount, 24 Row 30" and 36 Row 20" Hydraulic Compressor Mount W/10 Gallon Tank, 24 Row 20"
3	G10001	4	Hex Head Cap Screw, 3/8"-16 x 1"
4	G11387	4	Flat Washer, 3/8" SAE
5	G10108	4	Lock Nut, 3/8"-16
6	G11391	4	Flat Washer, 5/8" SAE
7	G10107	4	Lock Nut, 5/8"-11
8	GD16598 GD25914	2 2	U-Bolt, 4" x 7" x 5/8"-11, 24 Row 30" and 36 Row 20" U-Bolt, 7" x 3" x 5/8"-11, 24 Row 20"

(106061)



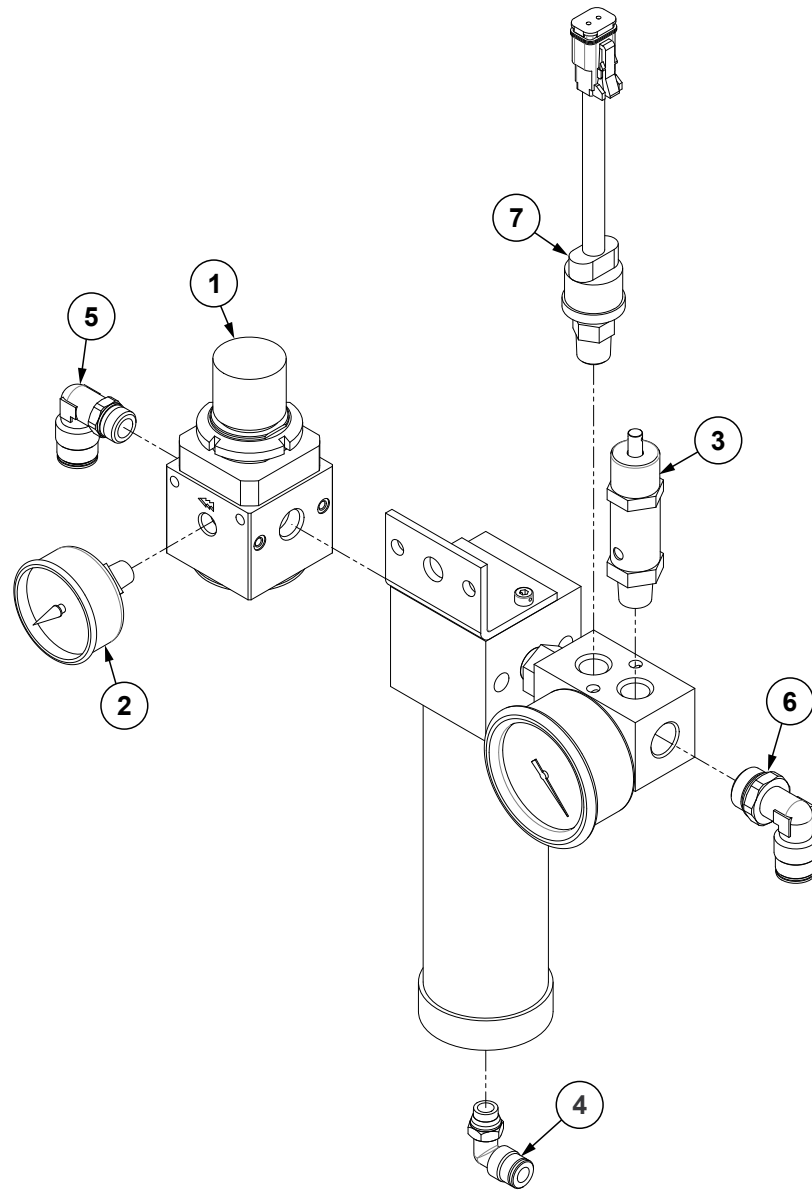
ITEM	PART NO.	QTY.	DESCRIPTION
1	G10777501	1	10 Gallon Tank
2	G10776501	1	Compressor Pump
3	G10649401	1	Hydraulic Air Compressor
4	G10776601	1	Dipstick
5	G10776401	1	Filter Assembly
6	G10606201	1	Air Compressor Air Filter
7	G10777201	1	Flywheel
8	G10777101	1	Rubber Spider Coupling
9	G10777001	1	Metal End Coupling
10	G10776701	1	Motor Gear
11	G10777301	1	Shroud
12	G10777701	1	Oil Drain Kit
13	GD19173	1	Brass Drain Cock
14	G10777601	1	Elbow, 3/8" PTC x M22 Male Swivel, 90°
15	G3600-06-06-06	1	Pipe Branch Tee, 3/8" FNPT x 3/8" FNPT x 3/8" MNPT
16	G10792701	1	Pressure Relief Valve, 175 PSI
17	G3325-06-06	1	Hex Pipe Nipple, 3/8" NPT x 3/8" NPT
18	G10777801	1	Check Valve
19	G10777901	1	Copper Discharge Tube
20	G10778001	1	Compression Fitting
21	G10777401	1	Hydraulic Valve
22	G6801-08 GR1037	1 -	Elbow W/O-Ring, 90°, 3/4"-16 Male JIC To O-Ring O-Ring
23	G6801-04-06	1	Swivel Elbow, 7/16"-20 x 9/16"-20
24	G6801-10 GR1466	1	Elbow W/O-Ring, 90°, 7/8"-14 Male JIC To O-Ring O-Ring
25	GA25254	1	Check Valve
26	GD35251	1	Check Valve Cap
27	G10776901	1	PDF Motor Seal Kit

(105793)



ITEM	PART NO.	QTY.	DESCRIPTION
1	G10792801	4	Pressure Transducer, 0-200 PSI
2	G10792201	3	Adapter, 90°
3	G10792401	1	Water Separator Drain Valve
4	G10792501	3	Valve Block Assembly
5	G10792301	1	3/8" PTC x 1/4" NPT Elbow Air Fitting
6	G10792601	6	2-Way Valve
7	G10649301	3	Adapter, 90°

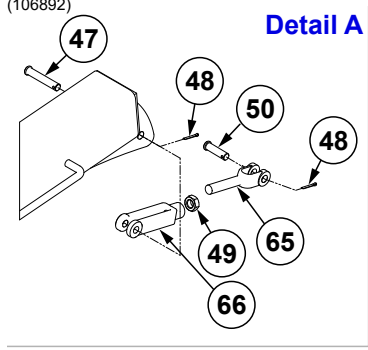
(105792)



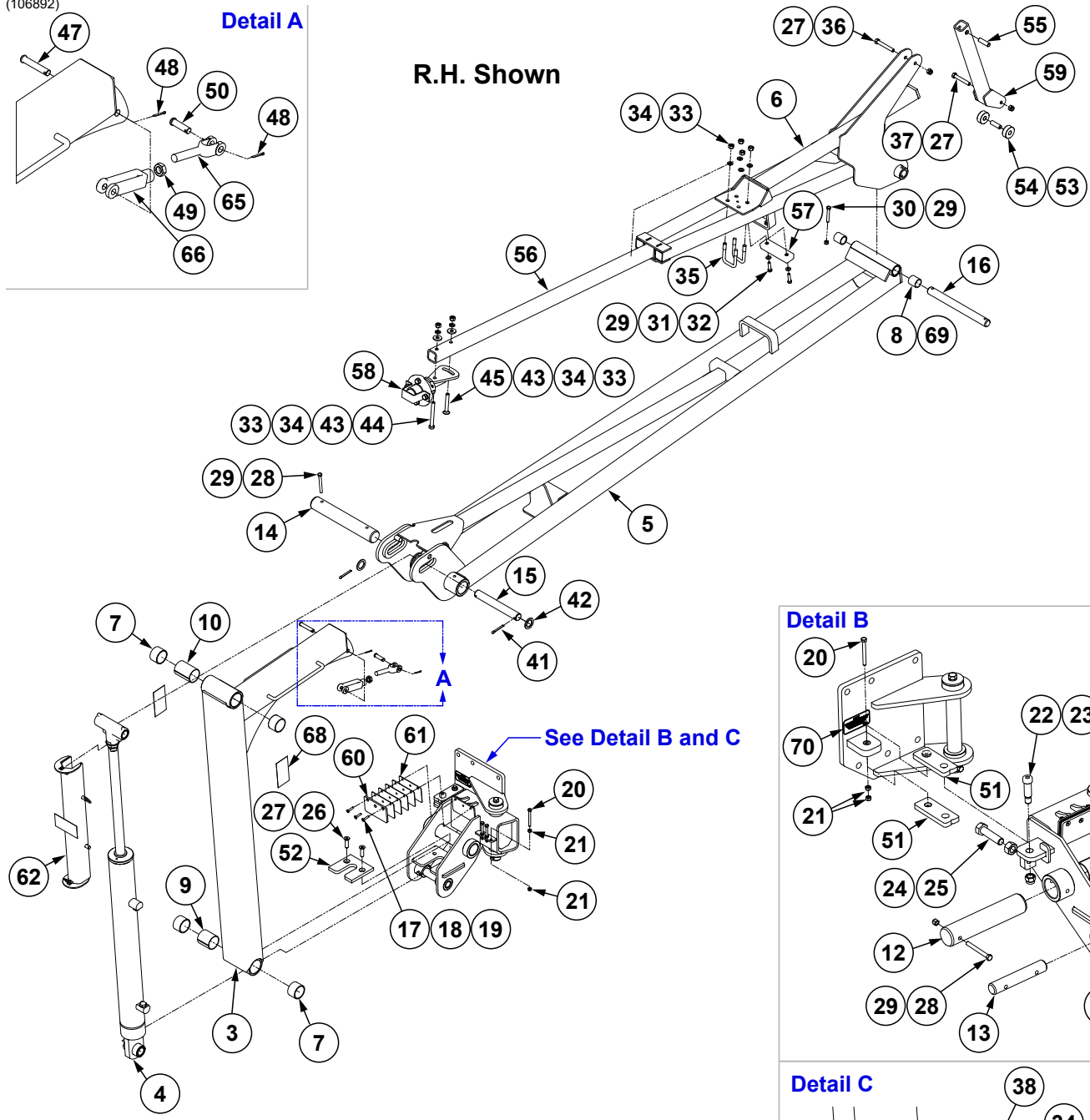
ITEM	PART NO.	QTY.	DESCRIPTION
1	G10792901	1	Pressure Regulator
2	G10776801	1	Air Pressure Gauge, 0-160 PSI
3	G10792701	1	Pressure Relief Valve, 175 PSI
4	GD19080	1	Elbow, 1/4" x 1/8" NPT Swivel
5	G10792301	1	3/8" PTC x 1/4" NPT Elbow Air Fitting
6	G10792201	1	Adapter, 90°
7	G10605901	1	Air Compressor Pressure Switch

(106892)

Detail A

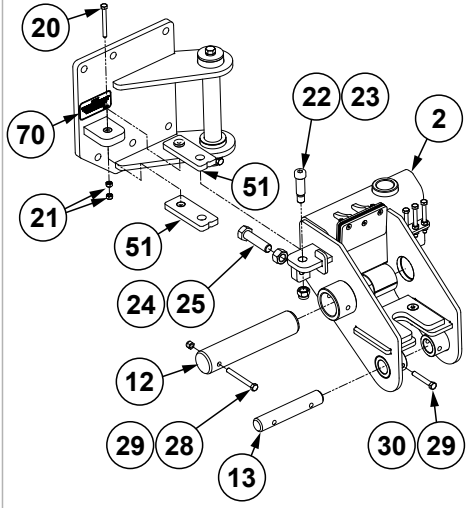


R.H. Shown

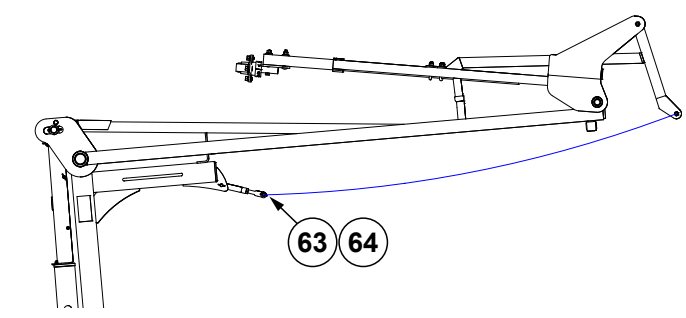
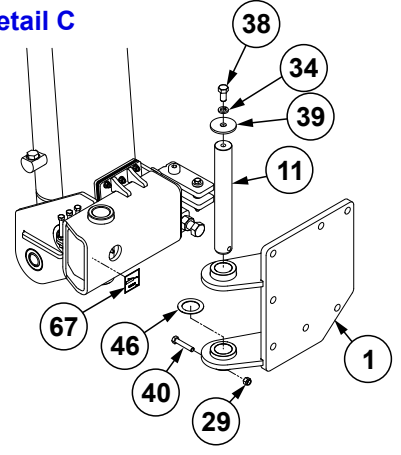


See Detail B and C

Detail B



Detail C



ITEM	PART NO.	QTY.	DESCRIPTION
1	G10305701	1	L.H. Marker Pivot
	G10522701	1	R.H. Marker Pivot
2	G10706901	1	L.H. Outer Break Away
	G10706902	1	R.H. Outer Break Away
3	G10819201	1	First Stage Marker
4	G10528401	1	<a href="#">See "Row Marker Cylinder" on page P163</a>
5	G10524201	1	Second Stage
6	G10524501	1	Third Stage
7	G10529001	4	Bearing, 1.1353" I.D x 1½"
8	G10522401	2	Bearing, 1.2579" I.D. x 1½"
9	G10819601	1	Split Spacer, 2⅜" O.D. x .95W x 2½"
10	G10819602	1	Split Spacer, 2⅜" O.D. x .95W x 3⅜"
11	GD30379	1	Pin, 1½" O.D. x 11¼"
12	G10529801	1	Pin, 2⅞" x 10" W/Cross Hole
13	GD29104-23	1	Pin, 1¼" O.D. x 7"
14	G10529201	1	Pin, 2⅞" x 13¾" W/Cross Hole
15	GD10186	1	Pin, 1¼" x 9½"
16	GD29104-25	1	Pin, 1¼" O.D. x 13¼"
17	G11180	---	Hex Flat Head Counter Sunk Cap Screw, ¼"-20 x 1"
18	G11385	3	Flat Washer, ¼" SAE
19	G10110	3	Lock Nut, ¼"-20, Grade B
20	G11553	4	Hex Head Cap Screw, ⅝"-18 x 3"
21	G10106	8	Hex Nut, ⅝"-18
22	GD36715	1	Shoulder Bolt, ⅝"-11 x 1¾"
23	G10107	1	Lock Nut, ⅝"-11
24	G10105	1	Hex Nut, ¾"-10
25	G10543	1	Hex Head Cap Screw, ¾"-10 x 3", Full Thread
26	G11534	2	Hex Flat Head Counter Sunk, ½"-13 x 1¾"
27	G10111	4	Lock Nut, ½"-13
28	G10061	2	Hex Head Cap Screw, ⅝"-16 x 3½"
29	G10108	7	Lock Nut, ⅝"-16
30	G10049	2	Hex Head Cap Screw, ⅝"-16 x 2½"
31	G11387	2	Flat Washer, ⅝" SAE
32	G10003	2	Hex Head Cap Screw, ⅝"-16 x 1½"
33	G10102	6	Hex Nut, ½"-13
34	G10228	7	Lock Washer, ½"
35	GD2721	2	U-Bolt, 2" x 2" x ½"-13
36	G10033	1	Hex Head Cap Screw, ½"-13 x 3½"
37	G10585	1	Hex Head Cap Screw, ½"-13 x 3¼"
38	G10014	1	Hex Head Cap Screw, ½"-13 x 1"
39	GD18828	1	Washer
40	G10048	1	Hex Head Cap Screw, ⅝"-16 x 2"
41	G10460	2	Cotter Pin, ¼" x 2"
42	G10159	2	Washer, 1⅞", 10 Gauge (.1345")
43	G10168	2	Machine Bushing, ½", 7 Gauge (.1793")
44	G10045	1	Hex Head Cap Screw, ½"-13 x 4½"
45	G10844	1	Carriage Bolt, ½"-13 x 3½"
46	G10450	1	Washer, 2¼", 18 Gauge (.0478")
47	G10704501	1	Clevis Pin, ½" x 2¾"
48	G10451	2	Cotter Pin, ⅛" x 1"

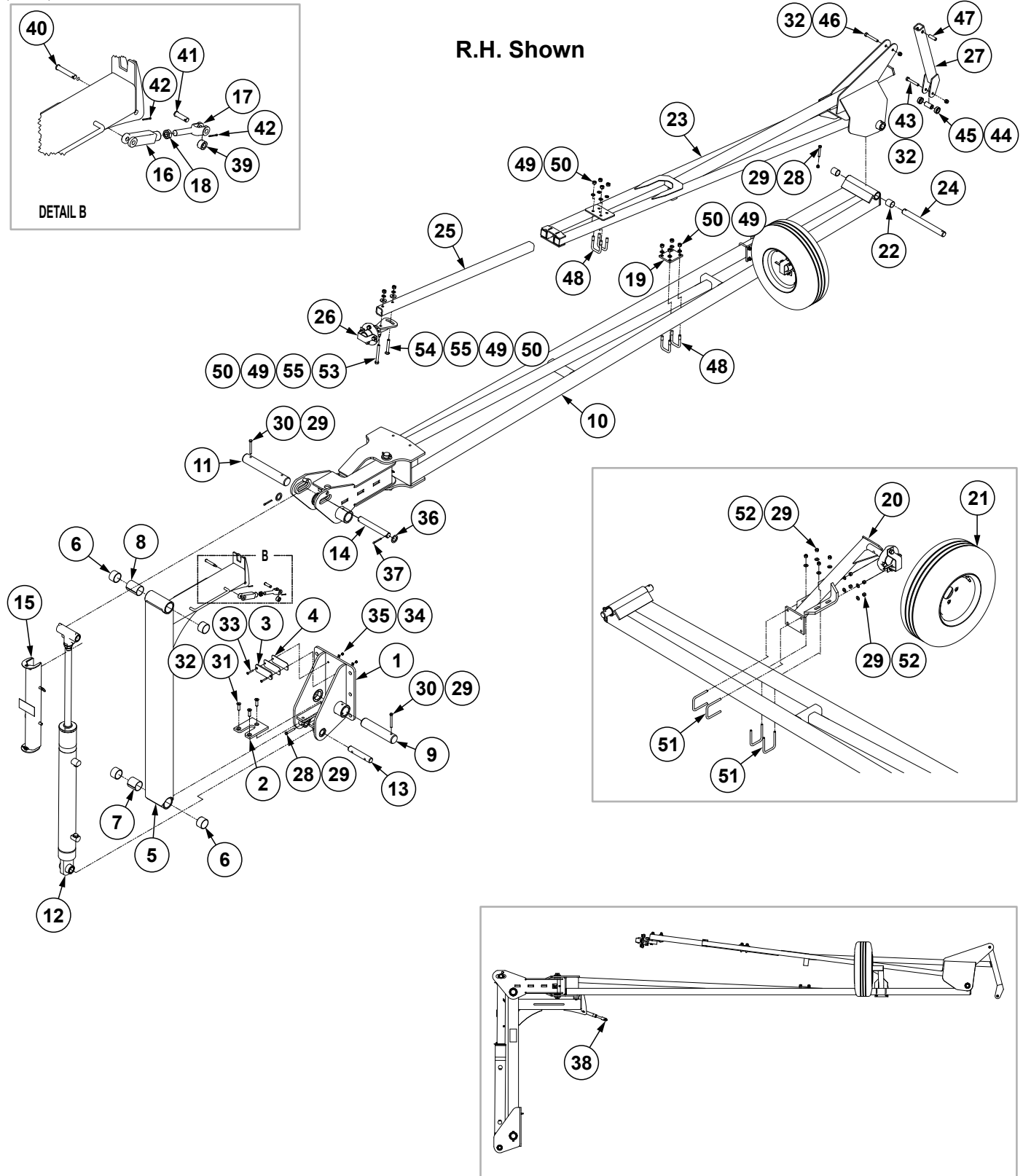
(Continued on following page.)

ITEM	PART NO.	QTY.	DESCRIPTION
49	G10503	1	Hex Jam Nut, 5/8"-11, Grade 2
50	G10560	1	Clevis Pin, 1/2" x 1 3/4"
51	GA18485	2	Shear Strap
52	G10696301	1	Wear Stop Pad
53	GD19206	1	Chain Sleeve
54	GD19205	2	Chain Spacer
55	GD7904-09	1	Sleeve, 5/8" O.D. x .509" I.D. x 2 5/8"
56	GD0453-03	1	Extension Tube, 50"
57	GA9145	1	Molded Stop, 6 1/4" Long
58	GA26909	1	<a href="#">See "Row Marker Spindle/Hub/Blade" on page P139</a>
59	GA21209	1	Control Arm
60	GD26790	1	Stop Pad
61	GD26789	5	Shim Stop
62	GA18884	1	Cylinder Lock-up Assembly
	G10874	1	Detent Pin, 1/2" x 3 1/2" Grip (Included W/GA18884)
63	G3302-16	1	Marker Chain, 39 Links
64	GD10674-08	1	Chain Cover, 75"
65	GD11115	1	Plain Yoke
66	GD8218	1	Yoke
67	G7100-110	1	<a href="#">See "Decals, Paint, and Miscellaneous" on page P295</a>
68	G7100-397	2	<a href="#">See "Decals, Paint, and Miscellaneous" on page P295</a>
69	---	---	---
70	G10962501	1	<a href="#">See "Decals, Paint, and Miscellaneous" on page P295</a>



**This page left blank intentionally.**

(106728)



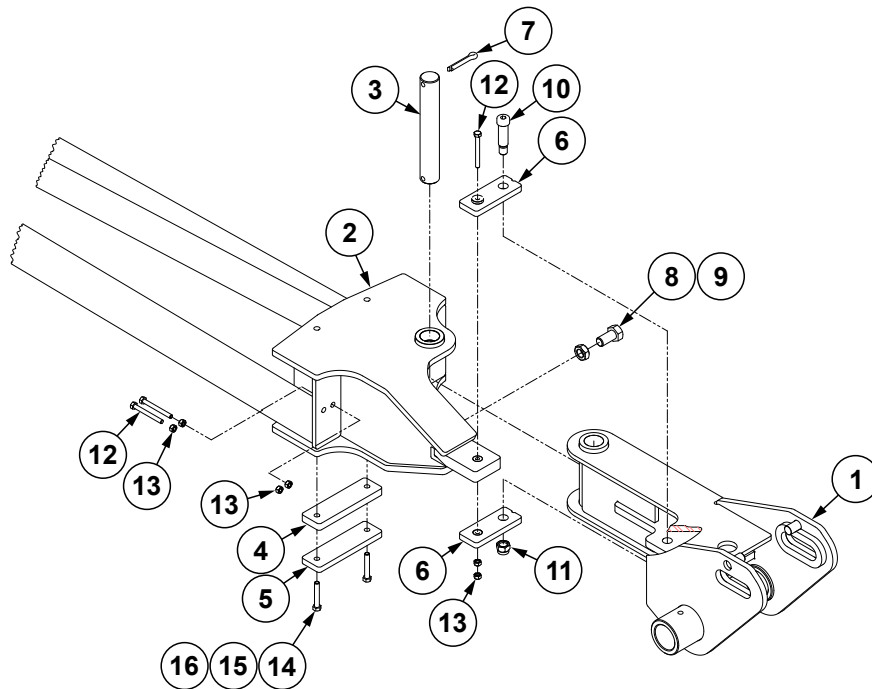
ITEM	PART NO.	QTY. (Per Assy.)	DESCRIPTION
1	G10672601	1	L.H. Marker Mount
	G10672602	---	R.H. Marker Mount
2	GD25862	1	Wear Stop
3	GD26955	1	Stop Pad
4	GD26954	5	Shim Stop
5	G10819001	1	First Stage Marker, 24 Row
6	G10529001	4	Bearing, 1.1353" I.D x 1½"
7	G10819601	1	Split Spacer, 2⅜" O.D. x .95W x 2½"
8	G10819602	1	Split Spacer, 2⅜" O.D. x .95W x 3⅜"
9	G10529801	1	Pin, 2⅛" x 10" W/Cross Hole
10	---	1	<a href="#">See "Second Stage Marker Assembly, 24 Row 30" and 36 Row 20" on page P136</a>
11	G10529201	1	Pin, 2⅛" x 13¾" W/Cross Hole
12	G10528401	1	<a href="#">See "Row Marker Cylinder" on page P163</a>
13	GD29104-23	1	Pin, 1¼" O.D. x 7"
14	GD10186	1	Pin, 1¼" x 9½"
15	GA18884	1	Cylinder Lock-up Assembly
	G10874	-	Detent Pin, ½" x 3½" Grip
16	GD8218	1	Yoke
17	GD11115	1	Plain Yoke
18	G10503	1	Hex Jam Nut, ⅝"-11, Grade 2
19	GA20256	1	Stop Pad
20	---	1	<a href="#">See "Marker Hub Assembly" on page P141</a>
21	GA17767	1	Tire and Rim Assembly
	GD15489	-	Tire, 20.5 x 8.0-10 (Specify Brand*)
	GA10458	-	Valve Stem
	GA17768	-	Rim, Grey
22	G10522401	2	Bearing, 1.2579 I.D. x 1½"
23	G10672401	1	Third Stage Marker, 24 Row
24	GD29104-25	1	Pin, 1¼" O.D. x 13¾"
25	GD0453-03	1	Extension Tube, 50"
26	---	1	<a href="#">See "Row Marker Spindle/Hub/Blade" on page P139</a>
27	GA21209	1	Control Arm
28	G10049	2	Hex Head Cap Screw, ⅜"-16 x 2½"
29	G10108	12	Lock Nut, ⅜"-16
30	G10061	2	Hex Head Cap Screw, ⅜"-16 x 3½"
31	G11534	3	Hex Flat Head Counter Sunk, ½"-13 x 1¾"
32	G10111	5	Lock Nut, ½"-13
33	G10132501	2	Hex Flange Head Cap Screw, ¼"-20 x 1¾"
34	G11385	2	Flat Washer, ¼" SAE
35	G10110	2	Lock Nut, ¼"-20, Grade B
36	G10159	2	Washer, 1⅞", 10 Gauge (.1345")
37	G10460	2	Cotter Pin, ¼" x 2"
38	GD28630	1	Wire Rope, 153¾"
39	GD4887-01	1	Sleeve, ½" I.D. x ⅝" Long
40	G10704501	1	Clevis Pin, ½" x 2¾"
41	G10560	1	Clevis Pin, ½" x 1¾"
42	G10451	2	Cotter Pin, ⅛" x 1"
43	G10585	1	Hex Head Cap Screw, ½"-13 x 3¼"
44	GD4887-30	1	Sleeve, 1" O.D. x .562" I.D. x 2"
45	GD5900-37	2	Sleeve, 1½" O.D. x 1" x ½"
46	G10033	1	Hex Head Cap Screw, ½"-13 x 3½"

(Continued on following page.)

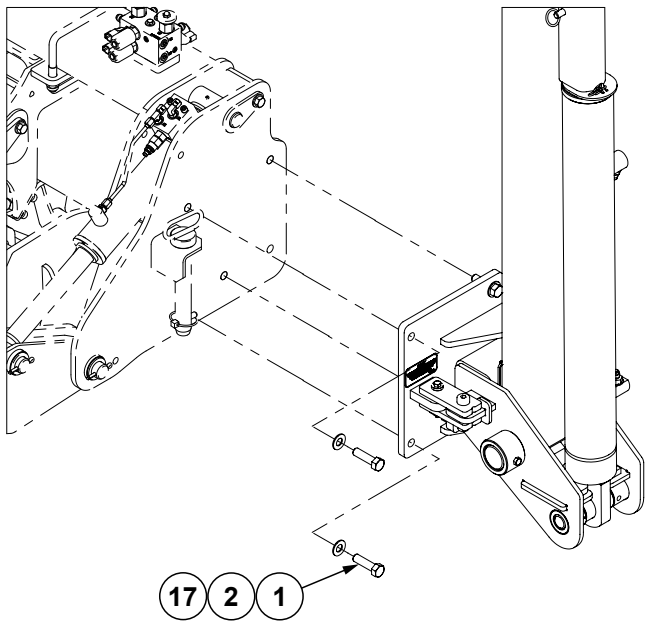
---

ITEM	PART NO.	QTY. (Per Assy.)	DESCRIPTION
47	GD7904-09	1	Sleeve, 5/8" O.D. x .509" I.D. x 2 5/8"
48	GD2721	4	U-Bolt, 2" x 2" x 1/2"-13
49	G10228	10	Lock Washer, 1/2"
50	G10102	10	Hex Nut, 1/2"-13
51	GD19212	4	U-Bolt, 2 1/2" x 3/8"-16
52	G11387	8	Flat Washer, 3/8" SAE
53	G10045	1	Hex Head Cap Screw, 1/2"-13 x 4 1/2"
54	G10844	1	Carriage Bolt, 1/2"-13 x 3 1/2"
55	G10168	2	Machine Bushing, 1/2", 7 Gauge (.1793")

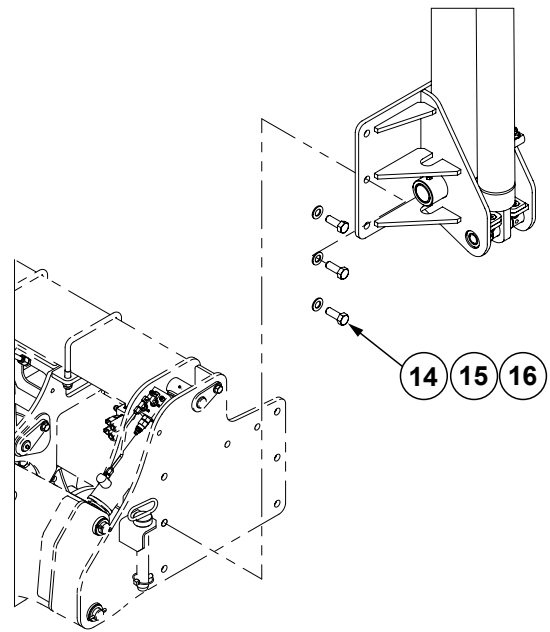
(106727)



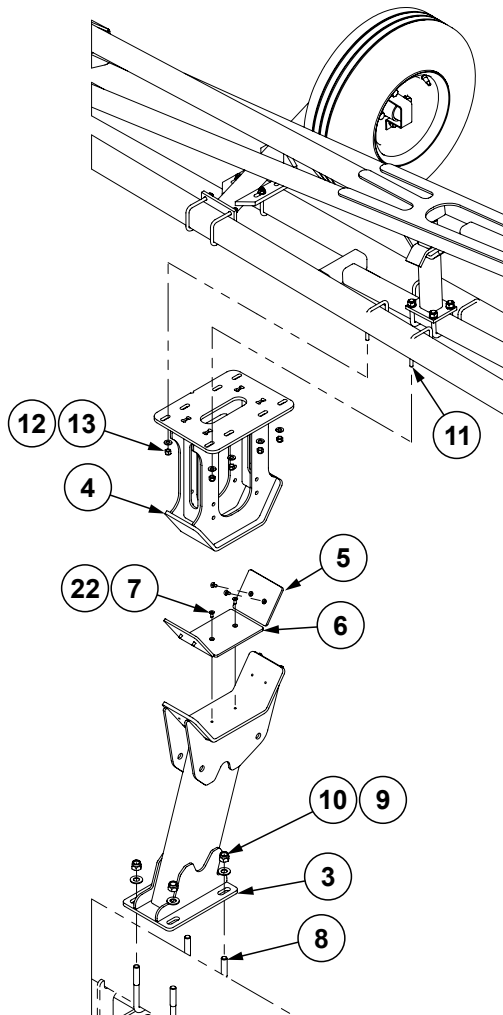
ITEM	PART NO.	QTY.	DESCRIPTION
1	G10672101	1	L.H. Second Stage Knuckle
	G10672102	---	R.H. Second Stage Knuckle
2	G10672001	1	L.H. Second Stage
	G10672002	---	R.H. Second Stage
3	GD25959	1	Breakaway Pivot Pin
4	GD25965	1	Mount Spacer
5	GD26204	1	Stop Pad
6	GA18485	2	Shear Strap
7	G10468	2	Cotter Pin, 3/8" x 2"
8	G10025	1	Hex Head Cap Screw, 3/4"-10 x 1 1/2"
9	G11087	1	Hex Nut, 3/4"-10
10	GD36716	1	Shoulder Bolt, 5/8"-11 x 2"
11	G10107	1	Lock Nut, 5/8"-11
12	G11553	3	Hex Head Cap Screw, 5/16"-18 x 3"
13	G10106	6	Hex Nut, 5/16"-18
14	G10939	2	Hex Head Cap Screw, 3/8"-16 x 2 1/4"
15	G10210	2	Washer, 3/8" USS
16	G10108	2	Lock Nut, 3/8"-16



24 Row 20"



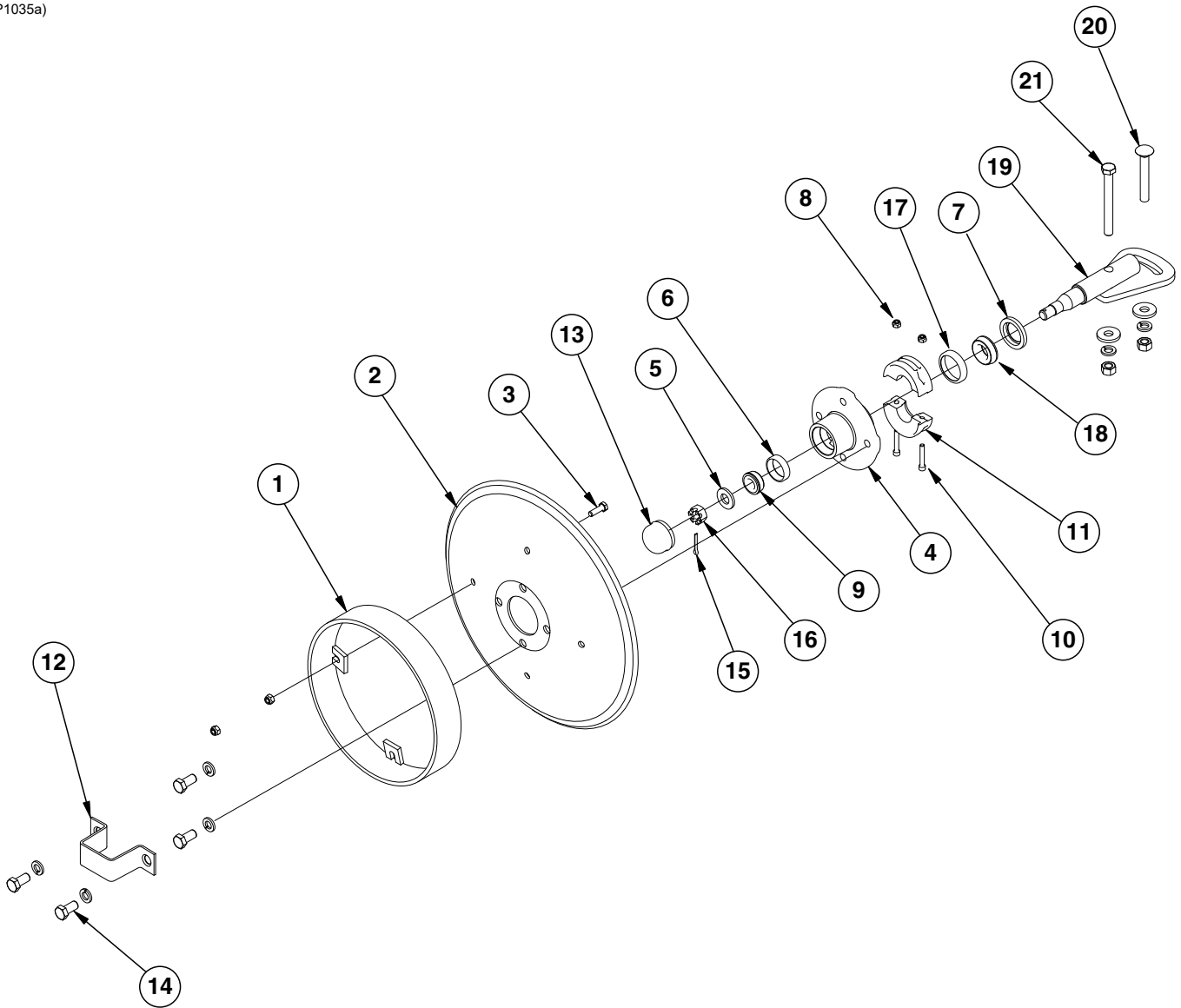
24 Row 30" and 36 Row 20"



24 Row 30" and 36 Row 20"

ITEM	PART NO.	QTY.	DESCRIPTION
1	G10006	5	Hex Head Cap Screw, 5/8"-11 x 2 1/4"
2	G11391	10	Flat Washer, 5/8" SAE
3	G10481601	2	Marker Stand
4	G10195801	2	Marker Support
5	G10195701	4	Pad
6	G10195601	2	Pad
7	G11127	12	Hex Flange Head Cap Screw, 1/4" - 20 x 5/8"
8	GD16598	4	U-Bolt, 4" x 7" x 5/8"-11
9	G11391	8	Flat Washer, 5/8" SAE
10	G10107	8	Lock Nut, 5/8"-11
11	GD19212	8	U-Bolt, 2 1/2" x 3/8"-16
12	G11387	16	Flat Washer, 3/8" SAE
13	G10108	16	Lock Nut, 3/8"-16
14	G10026	12	Hex Head Cap Screw, 3/4"-10 x 2"
15	G11392	12	Flat Washer, 3/4" SAE
16	G11314	12	Serrated Flange Nut, 3/4"-10
17	G10107	5	Lock Nut, 5/8"-11

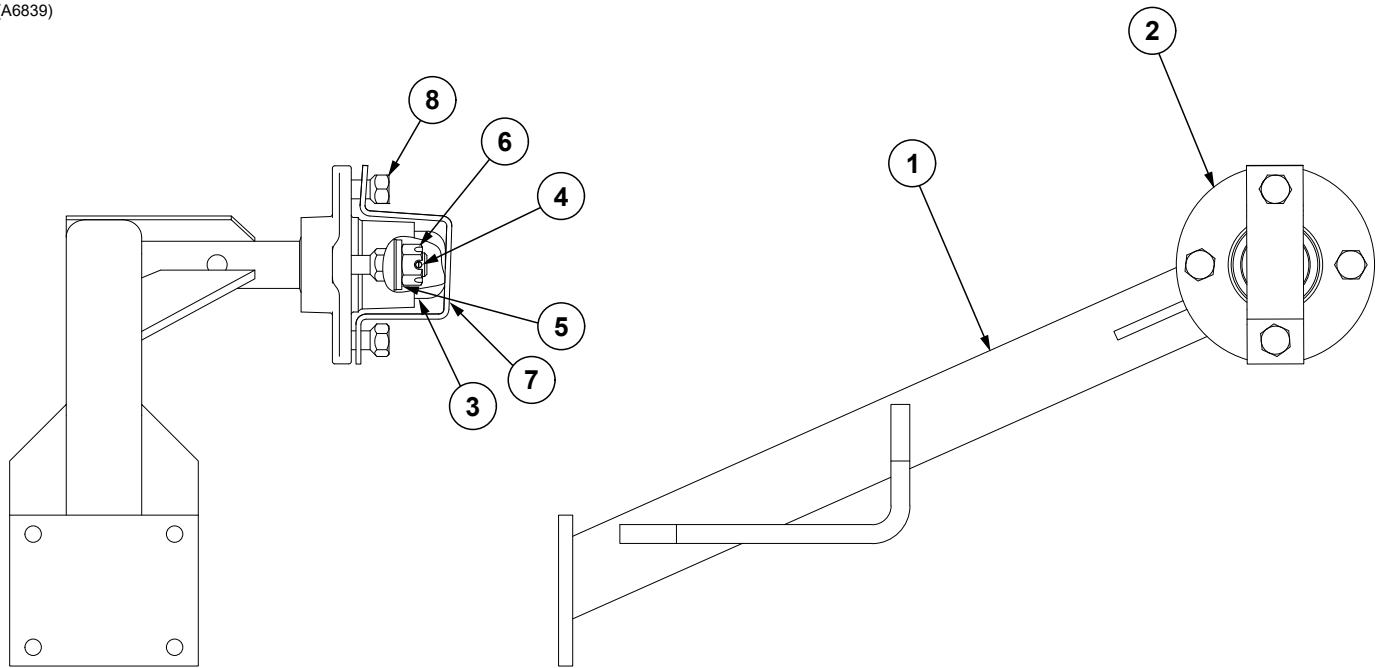
(IP1035a)





ITEM	PART NO.	QTY. (Per Assy.)	DESCRIPTION
1	GA5853	1	Depth Band
2	GD0746	1	Disc Blade, Solid, 16" (Shown)
	GD10283	-	Disc Blade, Notched, 16" (Optional)
3	G10019	4	Hex Head Cap Screw, 5/16"-18 x 1"
	G10109	4	Lock Nut, 5/16"-18, Grade 8
4	GA26876	1	Hub W/Cups, 4 Bolt (Includes Items 6 and 17)
5	G11391	1	Flat Washer, 5/8" SAE
6	GR0151	1	Outer Cup
7	GD21540	1	Grease Seal
8	G10110	2	Lock Nut, 1/4"-20, Grade B
9	GA0257	1	Bearing
10	G11418	2	Hex Socket Head Cap Screw, 1/4"-20 x 1 1/2"
11	GB0554	2	Hub Shield
12	GD2597	1	Retainer
13	GD0840	1	Dust Cap
14	G10722	4	Hex Head Cap Screw, 1/2"-20 x 1"
	G10228	4	Lock Washer, 1/2"
15	G10544	1	Cotter Pin, 5/32" x 1"
16	G10725	1	Slotted Hex Nut, 5/8"-18
17	GR0150	1	Inner Cup
18	GA0245	1	Bearing
19	GA15151	1	Spindle
20	G10844	1	Carriage Bolt, 1/2"-13 x 3 1/2"
	G10168	1	Machine Bushing, 1/2", 7 Gauge
	G10228	1	Lock Washer, 1/2"
	G10102	1	Hex Nut, 1/2"-13
21	G10045	1	Hex Head Cap Screw, 1/2"-13 x 4 1/2"
	G10168	2	Machine Bushing, 1/2", 7 Gauge
	G10228	2	Lock Washer, 1/2"
	G10102	2	Hex Nut, 1/2"-13
A	GA26909	-	Marker Hub Assembly, (Items 4-19)

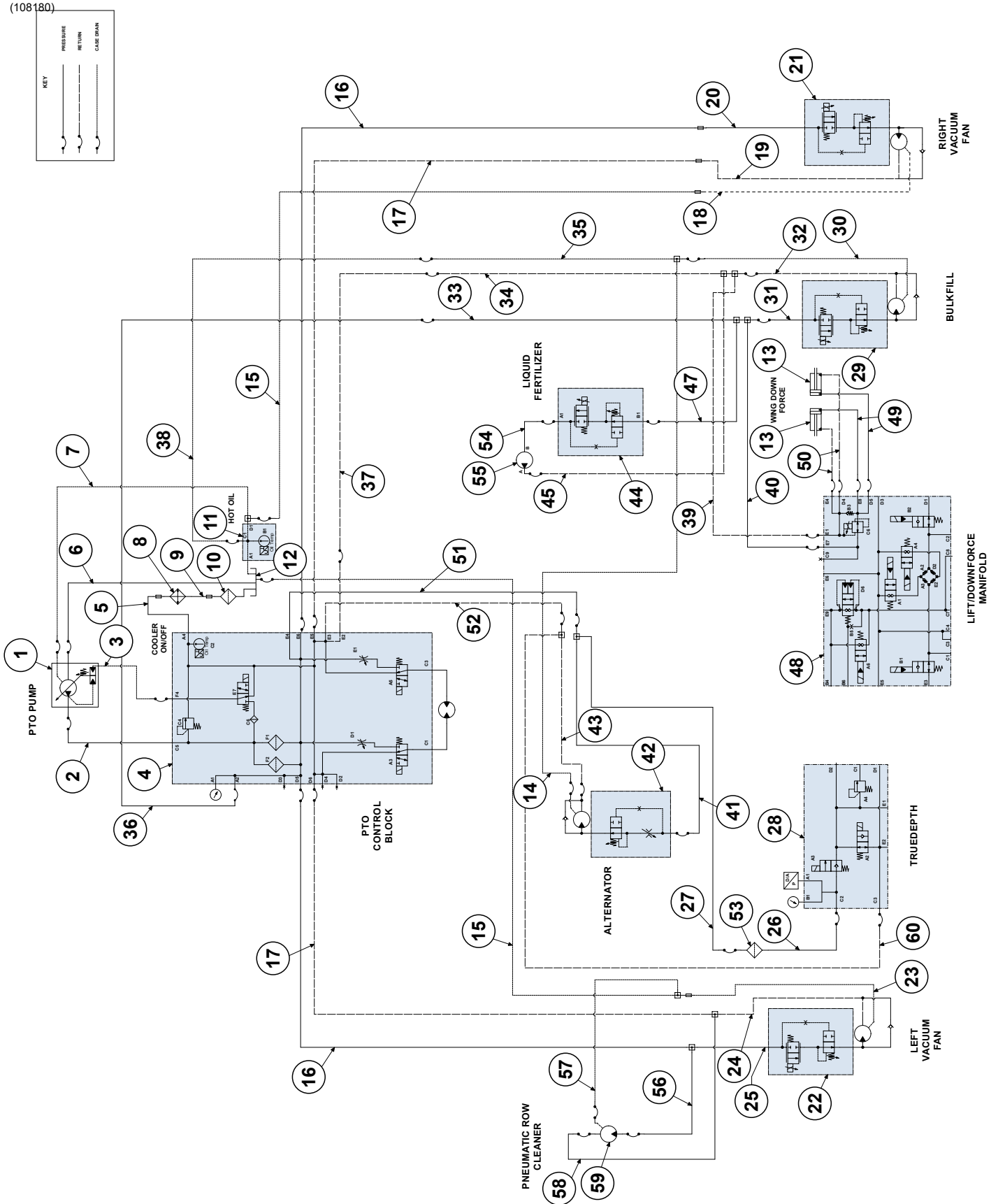
(A6839)



ITEM	PART NO.	QTY.	DESCRIPTION
1	GA0160L	1	Support, L.H.
	GA0160R	-	Support, R.H.
2	GA26877	1	Hub Assembly
	GB1225	1	Hub, 4 Bolt (Included W/GA26877)
	GR0151	1	Outer Cup (Included W/GA26877)
	GR0150	1	Inner Cup (Included W/GA26877)
	GA0245	1	Bearing (Included W/GA26877)
	GA0257	1	Bearing (Included W/GA26877)
3	GD0840	1	Dust Cap
4	G10544	1	Cotter Pin, 5/32" x 1"
5	G11391	1	Flat Washer, 5/8" SAE
6	G10725	1	Slotted Hex Nut, 5/8"-18
7	GD2597	1	Retainer
8	GD3248	4	Lug Bolt, 1/2"-20 x 1 1/4"

**This page left blank intentionally.**

(108180)



## Options Schematic, 24 Row 20" (2024 Production)

M0320-02

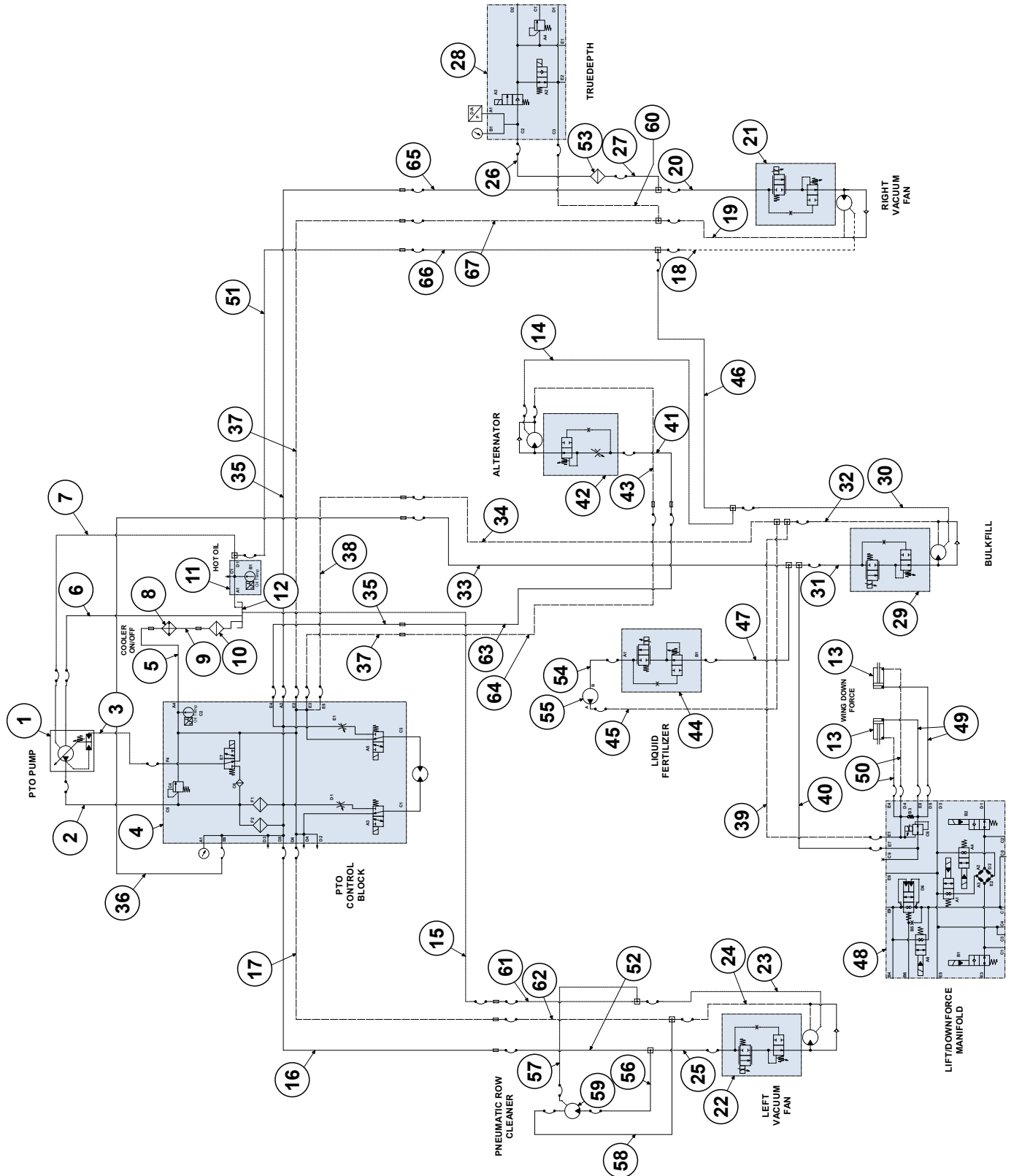
Model 5700

ITEM	PART NO.	QTY.	DESCRIPTION
1	---	1	<a href="#">See "PTO Pump Assembly" on page P182</a>
2	*A12992-115	1	Hose Assembly, 1" AR x 115" (16F-16F90M)
3	*A7684-118	1	Hose Assembly, ¼" AR x 118" (04F-04F)
4	---	1	<a href="#">See "PTO Reservoir Block Assembly" on page P197</a>
5	G10192301	1	Hydraulic Steel Line, 1"
6	GA27230-92	1	Hose Assembly, 2" x 92" (32F-OE)
7	*A25696-101	1	Hose Assembly, ¾" AR x 101" (06F-06F90L)
8	G10192201	1	Fan and Cooler Assembly
9	G10192401	1	Hydraulic Steel Line, 1"
10	G10080501	1	Tank Filter Assembly
	G10399501	-	Filter Seal Kit
	G10396601	1	Indicator (Included W/G10080501)
	G10396701	1	Lid and Spring (Included W/G10080501)
	G10396801	1	Filter Element (Included W/G10080501)
	G10399401	1	Air Element (Included W/G10080501)
11	---	1	<a href="#">See "PTO Case Drain Recovery Block Assembly" on page P199</a>
12	G10201401	1	PTO Reservoir
13	G10677501	2	<a href="#">See "Wing Down Pressure Cylinder" on page P177</a>
14	*A25691-138	1	Hose Assembly, ¾" AR x 138" ( 06F - 06F)
15	*A26659-249	2	Hose Assembly, ¾" AR x 249" ( 06F - 06M JIC)
16	*A25704-249	2	Hose Assembly, ½" AR x 249" ( 08F - 08M JIC)
17	*A21536-249	2	Hose Assembly, ⅝" AR x 249" (10F - 10M JIC)
18	G10737401	1	Hydraulic Steel Line, ⅜"
19	G10736301	1	Hydraulic Steel Line, ⅝"
20	G10736201	1	Hydraulic Steel Line, ½"
21	---	1	<a href="#">See "Vacuum Fan Assembly" on page P65</a>
22	---	1	<a href="#">See "Vacuum Fan Assembly" on page P65</a>
23	G10145401	1	Hydraulic Steel Line, ⅜" (L.H.)
24	G10737301	1	Hydraulic Steel Line, ⅝"
25	G10737201	1	Hydraulic Steel Line, ½"
26	*A18671-20	1	Hose Assembly, ½" x 20" (08F - 08F90S)
27	*A18671-64	2	Hose Assembly, ½" x 56" (08F - 08F90S)
28	---	1	<a href="#">See "Down Force Manifold Block Assembly" on page P191</a>
29	---	1	<a href="#">See "Bulk Fill Fan Assembly" on page P71</a>
30	*A25691-16	1	Hose Assembly, ¾" AR x 16" (06F-06F)
31	*A18686-30	1	Hose Assembly, ½" AR x 30" (08F - 08F90S)
32	*A21544-25	1	Hose Assembly, ⅝" x 25" (10F - 10F90S)
33	*A18630-170	1	Hose Assembly, ½" AR x 170" (08F - 08F)
34	*A11481-168	1	Hose Assembly, ⅝" x 168" (10F-10F)
35	*A25691-161	1	Hose Assembly, ¾" AR x 161" ( 06F - 06F)
36	*A25704-228	1	Hose Assembly, ½" AR x 228" ( 08F - 08M JIC)
37	*A21536-228	1	Hose Assembly, ⅝" AR x 228" (10F - 10M JIC)
38	*A26659-175	1	Hose Assembly, ¾" AR x 175" ( 06F - 06M JIC)
39	*A18696-22	1	Hose Assembly, ½" AR x 22" (08F - 10F90S)
40	*A18686-24	1	Hose Assembly, ½" AR x 24" (08F - 08F90S)
41	*A18630-256	1	Hose Assembly, ½" AR x 256" (08F-08F)
42	---	1	<a href="#">See "Power Pack Hydraulic Motor Valve Block" on page P192</a>
43	*A11481-256	1	Hose Assembly, ⅝" AR x 256" (10F-10F)
44	---	1	<a href="#">See "Vacuum Fan Control Manifold Block Assembly" on page P200</a>

(Continued on following page.)

ITEM	PART NO.	QTY.	DESCRIPTION
45	*A27201-123	1	Hose Assembly, 3/8" AR x 123" (08F90S-10F)
46	---	---	---
47	*A26946-137	1	Hose Assembly, 3/8" AR x 137" (06F90S - 08F)
48	---	1	<a href="#">See "Lift/Down Force Manifold Block" on page P185</a>
49	*A25691-95	2	Hose Assembly, 3/8" AR x 95" (06F - 06F)
50	*A25691-109	2	Hose Assembly, 3/8" AR x 109" (06F - 06F)
51	*A18630-256	1	Hose Assembly, 1/2" AR x 256" (08F-08F)
52	*A11481-256	1	Hose Assembly, 5/8" x 168" (10F-10F)
53	GA25857	1	In-Line Filter Assembly
54	*A15081-16	1	Hose Assembly, 3/8" x 16" (06F-06F)
55	G10556101	1	Hydraulic Motor
56	*A27200-64	1	Hose Assembly, 3/8" AR x 64" (08F - 08F90S)
57	*A7687-63	1	Hose Assembly, 1/4" AR x 63" (04F - 06F90S)
58	*A27500-62	1	Hose Assembly, 1/2" AR x 62" (10F - 10F90S)
59	---	1	<a href="#">See "Yetter Hydraulic Air Compressor Assembly" on page P125</a>

\* Hydraulic hose is not stocked by Kinze Repair Parts.



(Continued on Following Pages)

## Options Schematic, 24 Row 20" (2025 Production and On)

Model 5700

M0320-02

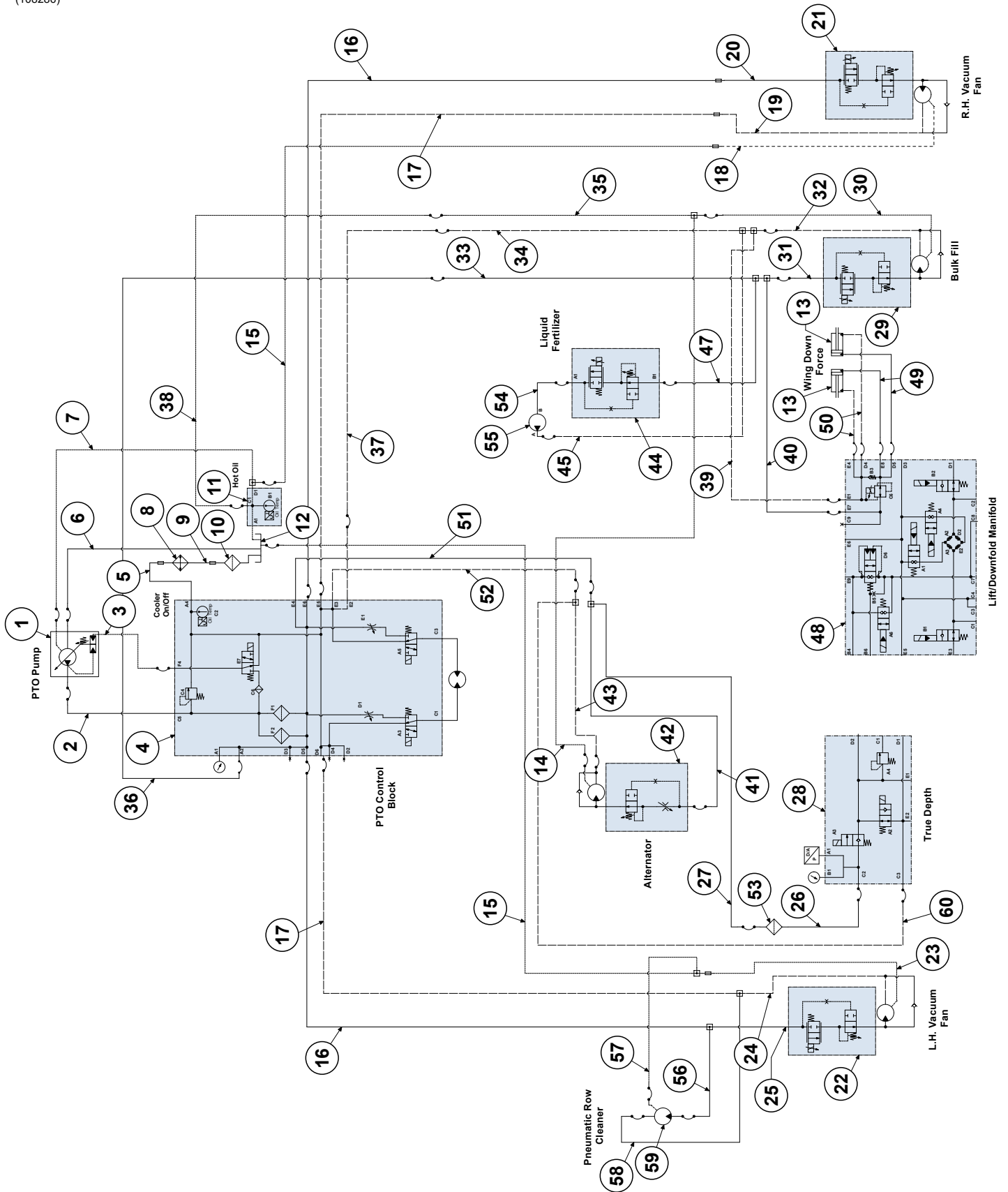
ITEM	PART NO.	QTY.	DESCRIPTION
1	---	1	<a href="#">See "PTO Pump Assembly" on page P182</a>
2	*A12992-115	1	Hose Assembly, 1" AR x 115" (16F-16F90M)
3	*A7684-118	1	Hose Assembly, 1/4" AR x 118" (04F-04F)
4	---	1	<a href="#">See "PTO Reservoir Block Assembly" on page P197</a>
5	G10192301	1	Hydraulic Steel Line, 1"
6	GA27230-92	1	Hose Assembly, 2" x 92" (32F-OE)
7	*A25696-101	1	Hose Assembly, 3/8" AR x 101" (06F-06F90L)
8	G10192201	1	Fan and Cooler Assembly
9	G10192401	1	Hydraulic Steel Line, 1"
10	G10080501	1	Tank Filter Assembly
	G10399501	-	Filter Seal Kit
	G10396601	1	Indicator (Included W/G10080501)
	G10396701	1	Lid and Spring (Included W/G10080501)
	G10396801	1	Filter Element (Included W/G10080501)
	G10399401	1	Air Element (Included W/G10080501)
11	---	1	<a href="#">See "PTO Case Drain Recovery Block Assembly" on page P199</a>
12	G10201401	1	PTO Reservoir
13	G10677501	2	<a href="#">See "Wing Down Pressure Cylinder" on page P177</a>
14	*A25691-154	1	Hose Assembly, 3/8" AR x 154" (06F-06F)
15	*A25691-191	1	Hose Assembly, 3/8" AR x 191" (06F-06F)
16	*A18630-194	1	Hose Assembly, 1/2" AR x 194" (08F-08F)
17	*A11481-193	1	Hose Assembly, 5/8" AR x 193" (10F-10F)
18	*A25692-34	1	Hose Assembly, 3/8" AR x 34" (06F-06F90S)
19	*A11481-28	1	Hose Assembly, 5/8" AR x 28" (10F-10F)
20	*A18630-33	1	Hose Assembly, 1/2" AR x 33" (08F-08F)
21	---	1	<a href="#">See "Vacuum Fan Assembly" on page P65</a>
22	---	1	<a href="#">See "Vacuum Fan Assembly" on page P65</a>
23	*A25691-29	1	Hose Assembly, 3/8" AR x 29" (06F-06F)
24	*A21529-28	1	Hose Assembly, 5/8" AR x 28" (10F-10F45S)
25	*A18630-25	1	Hose Assembly, 1/2" AR x 25" (08F-08F)
26	*A18671-20	1	Hose Assembly, 1/2" x 20" (08F - 08F90S)
27	*A18686-21	1	Hose Assembly, 1/2" AR x 21" (08F - 08F90S)
28	---	1	<a href="#">See "Down Force Manifold Block Assembly" on page P191</a>
29	---	1	<a href="#">See "Bulk Fill Fan Assembly" on page P71</a>
30	*A25692-15	1	Hose Assembly, 3/8" AR x 15" (06F-06F90S)
31	*A18686-30	1	Hose Assembly, 1/2" AR x 30" (08F - 08F90S)
32	*A21544-25	1	Hose Assembly, 5/8" x 25" (10F - 10F90S)
33	*A18630-145	1	Hose Assembly, 1/2" AR x 145" (08F-08F)
34	*A11481-142	1	Hose Assembly, 5/8" AR x 142" (10F-10F)
35	*A18630-204	2	Hose Assembly, 1/2" AR x 204" (08F-08F)
36	*A18630-200	1	Hose Assembly, 1/2" AR x 200" (08F-08F)
37	*A11481-202	2	Hose Assembly, 5/8" AR x 202" (10F-10F)
38	*A11481-201	1	Hose Assembly, 5/8" AR x 201" (10F-10F)
39	*A18696-22	1	Hose Assembly, 1/2" AR x 22" (08F - 10F90S)
40	*A18686-24	1	Hose Assembly, 1/2" AR x 24" (08F - 08F90S)
41	*A18630-154	1	Hose Assembly, 1/2" AR x 154" (08F-08F)
42	---	1	<a href="#">See "Power Pack Hydraulic Motor Valve Block" on page P192</a>
43	*A11481-154	1	Hose Assembly, 5/8" AR x 154" (10F-10F)
44	---	1	<a href="#">See "Vacuum Fan Control Manifold Block Assembly" on page P200</a>
45	*A27201-123	1	Hose Assembly, 3/8" AR x 123" (08F90S-10F)



ITEM	PART NO.	QTY.	DESCRIPTION
46	*A25691-195	1	Hose Assembly, 3/8" AR x 195" (06F-06F)
47	*A26946-133	1	Hose Assembly, 3/8" AR x 133" (06F90S-08F)
48	---	1	<a href="#">See "Lift/Down Force Manifold Block" on page P185</a>
49	*A25691-95	2	Hose Assembly, 3/8" AR x 95" (06F - 06F)
50	*A25691-109	2	Hose Assembly, 3/8" AR x 109" (06F - 06F)
51	*A25691-188	1	Hose Assembly, 3/8" AR x 188" (06F - 06F)
52	*A18630-88	1	Hose Assembly, 1/2" AR x 88" (08F-08F)
53	GA25857	1	In-Line Filter Assembly
54	*A15081-16	1	Hose Assembly, 3/8" x 16" (06F-06F)
55	G10556101	1	Hydraulic Motor
56	*A27216-39	1	Hose Assembly, 3/8" AR x 39" (08F-08F90L)
57	*A7687-37	1	Hose Assembly, 1/4" AR x 37" (04F-06F90S)
58	*A27500-37	1	Hose Assembly, 1/2" AR x 37" (10F-10F90S)
59	---	1	<a href="#">See "Yetter Hydraulic Air Compressor Assembly" on page P125</a>
60	*A21528-20	1	Hose Assembly, 5/8" AR x 20" (10F-10F90L)
61	*A25691-88	1	Hose Assembly, 3/8" AR x 88" (06F - 06F)
62	*A11481-88	1	Hose Assembly, 5/8" x 88" (10F-10F)
63	*A18630-142	1	Hose Assembly, 1/2" AR x 142" (08F - 08F)
64	*A11481-140	1	Hose Assembly, 5/8" AR x 140" (10F - 10F)
65	*A18630-92	1	Hose Assembly, 1/2" AR x 92" (08F-08F)
66	*A25691-92	1	Hose Assembly, 3/8" AR x 92" (06F - 06F)
67	*A11481-92	1	Hose Assembly, 5/8" x 92" (10F-10F)

\* Hydraulic hose is not stocked by Kinze Repair Parts.

(108286)



ITEM	PART NO.	QTY.	DESCRIPTION
1	---	1	<a href="#">See "PTO Pump Assembly" on page P182</a>
2	*A12992-115	1	Hose Assembly, 1" AR x 115" (16F-16F90M)
3	*A7684-118	1	Hose Assembly, ¼" AR x 118" (04F-04F)
4	---	1	<a href="#">See "PTO Reservoir Block Assembly" on page P197</a>
5	G10192301	1	Hydraulic Steel Line, 1"
6	GA27230-92	1	Hose Assembly, 2" x 92" (32F-OE)
7	*A25696-101	1	Hose Assembly, ¾" AR x 101" (06F-06F90L)
8	G10192201	1	Fan and Cooler Assembly
9	G10192401	1	Hydraulic Steel Line, 1"
10	G10080501	1	Tank Filter Assembly
	G10399501	-	Filter Seal Kit
	G10396601	1	Indicator (Included W/G10080501)
	G10396701	1	Lid and Spring (Included W/G10080501)
	G10396801	1	Filter Element (Included W/G10080501)
	G10399401	1	Air Element (Included W/G10080501)
11	---	1	<a href="#">See "PTO Case Drain Recovery Block Assembly" on page P199</a>
12	G10201401	1	PTO Reservoir
13	G10736901	2	<a href="#">See "Wing Down Pressure Cylinder" on page P177</a>
14	*A25691-178	1	Hose Assembly, ¾" AR x 178" (06F-06F)
15	*A26659-323	2	Hose Assembly, ¾" AR x 323" (06F - 06M JIC)
16	*A25704-323	2	Hose Assembly, ½" AR x 323" (08F-08M JIC)
17	*A21536-323	2	Hose Assembly, ⅝" AR x 323" (10F - 10M JIC)
18	G10145501	1	Hydraulic Steel Line, ¾" (R.H.)
19	G10145901	1	Hydraulic Steel Line, ⅝", (R.H.)
20	G10145701	1	Hydraulic Steel Line, ½" (R.H.)
21	---	1	<a href="#">See "Vacuum Fan Assembly" on page P65</a>
22	---	1	<a href="#">See "Vacuum Fan Assembly" on page P65</a>
23	G10145401	1	Hydraulic Steel Line, ¾" (L.H.)
24	G10145801	1	Hydraulic Steel Line, ⅝", (L.H.)
25	G10145601	1	Hydraulic Steel Line, ½" (L.H.)
26	*A18671-20	1	Hose Assembly, ½" x 20" (08F - 08F90S)
27	*A18671-64	2	Hose Assembly, ½" x 56" (08F - 08F90S)
28	---	1	<a href="#">See "Down Force Manifold Block Assembly" on page P191</a>
29	---	1	<a href="#">See "Bulk Fill Fan Assembly" on page P71</a>
30	*A25691-32	1	Hose Assembly, ¾" AR x 32" (06F - 06F)
31	*A18686-30	1	Hose Assembly, ½" AR x 30" (08F - 08F90S)
32	*A21544-25	1	Hose Assembly, ⅝" x 25" (10F - 10F90S)
33	*A18630-190	1	Hose Assembly, ½" AR x 190" (08F-08F)
34	*A11481-190	1	Hose Assembly, ⅝" AR x 190" (10F-10F)
35	*A25691-148	1	Hose Assembly, ¾" AR x 148" (06F-06F)
36	*A25704-255	1	Hose Assembly, ½" x 255" (08F - 08M)
37	*A21536-255	1	Hose Assembly, ⅝" AR x 255" (10F - 10M)
38	*A26659-255	1	Hose Assembly, ¾" AR x 255" (06F-06M)
39	*A18696-22	1	Hose Assembly, ½" AR x 22" (08F - 10F90S)
40	*A18686-24	1	Hose Assembly, ½" AR x 24" (08F - 08F90S)
41	*A18630-309	1	Hose Assembly, ½" AR x 309" (08F-08F)
42	---	1	<a href="#">See "Power Pack Hydraulic Motor Valve Block" on page P192</a>
43	GA11481-309	1	Hose Assembly, ½" AR x 309" (08F-08F)
44	---	1	<a href="#">See "Vacuum Fan Control Manifold Block Assembly" on page P200</a>

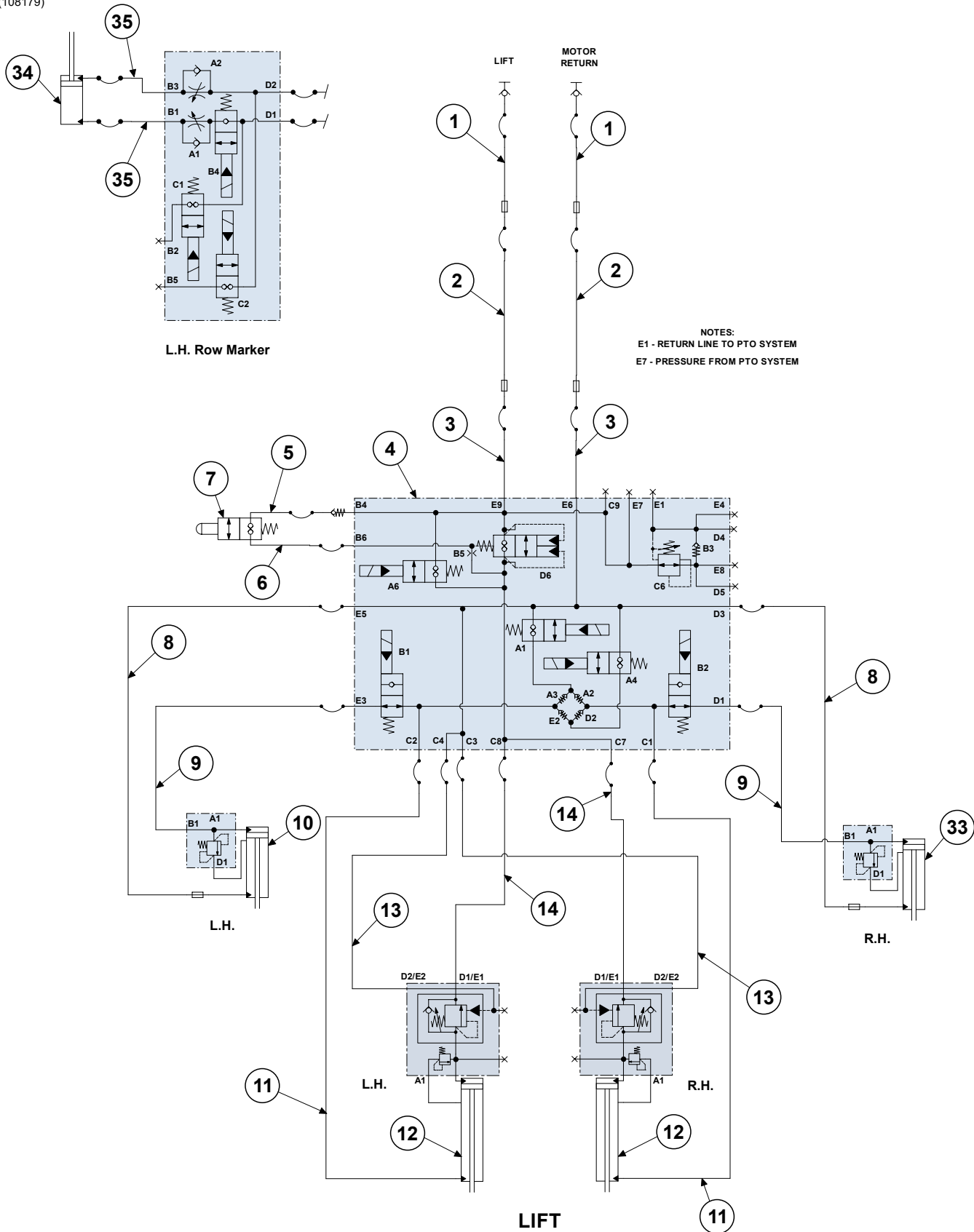
(Continued on following page.)

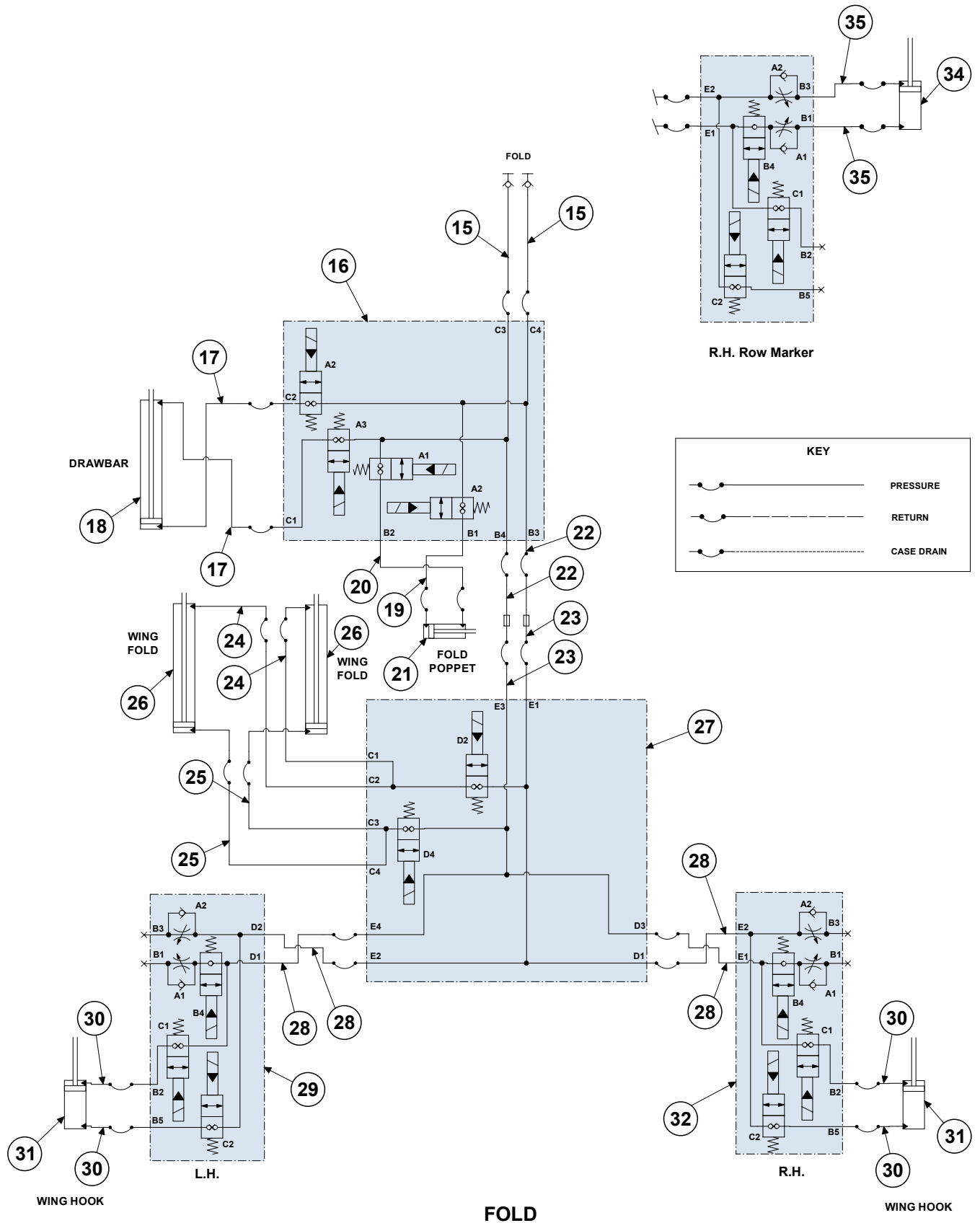
ITEM	PART NO.	QTY.	DESCRIPTION
45	*A18672-137	1	Hose Assembly, 1/2" AR x 137" (08F-10F)
46	---	---	---
47	*A15035-137	1	Hose Assembly, 3/8" AR x 137" (06F - 08F)
48	---	1	<a href="#">See "Lift/Down Force Manifold Block" on page P185</a>
49	*A25691-114	2	Hose Assembly 3/8" AR X 114" (06F - 06F)
50	*A25691-128	2	Hose Assembly, 3/8" AR x 128" (06F-06F)
51	*A25704-285	1	Hose Assembly, 1/2" AR x 285" (08F - 08M)
52	*A21536-285	1	Hose Assembly, 5/8" AR x 285" (10F - 10M)
53	GA25857	1	In-Line Filter Assembly
54	*A15081-16	1	Hose Assembly, 3/8" x 16" (06F-06F)
55	G10635801	1	Hydraulic Motor
56	*A27200-170	1	Hose Assembly, 3/8" AR x 170" (08F - 08F90S)
57	*A7687-170	1	Hose Assembly, 1/4" AR x 170" (04F - 06F90S)
58	*A27500-170	1	Hose Assembly, 1/2" AR X 170" (10F - 10F90S)
59	---	1	<a href="#">See "Yetter Hydraulic Air Compressor Assembly" on page P125</a>
60	*A21542-72	1	Hose Assembly, 5/8" x 72" (10F - 10F90M)

\* Hydraulic hose is not stocked by Kinze Repair Parts.

**This page left blank intentionally.**

(108179)





(Continued on following page.)

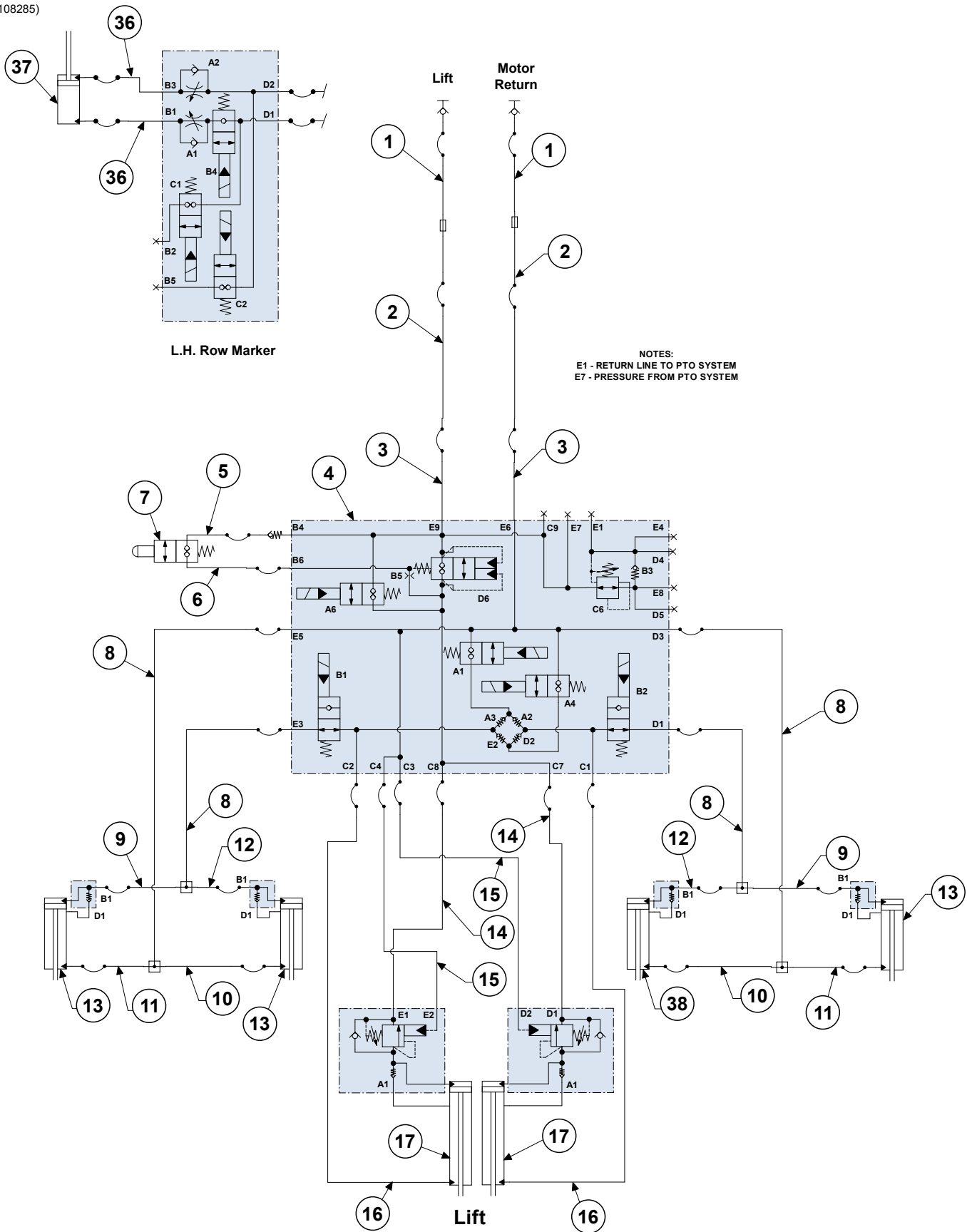
ITEM	PART NO.	QTY.	DESCRIPTION
1	*A21545-114	2	Hose Assembly, 5/8" AR x 114" (10F-1/2M NPTF W/Ext., W/Tip)
2	*A11481-200	2	Hose Assembly, 5/8" AR x 200" (10F-10F)
3	*A11481-136	2	Hose Assembly, 5/8" AR x 136" (10F-10F)
4	---	1	<a href="#">See "Lift/Down Force Manifold Block" on page P185</a>
5	*A18699-36	1	Hose Assembly, 1/4" AR x 36" (06F - 06F90M)
6	*A18699-39	1	Hose Assembly, 1/4" AR x 39" (06F - 06F90M)
7	GA15784	1	Interlock Valve
8	*A18630-259	2	Hose Assembly, 1/2" AR x 259" (08F-08F)
9	*A27503-240	2	Hose Assembly, 1/2" AR x 240" (08F-08F45S)
10	G11081001	1	<a href="#">See "Wing Cylinder, 24 Row 20" on page P167</a>
11	GA18630-69	2	Hose Assembly, 1/2" AR x 69" (08F - 08F)
12	G10680901	2	<a href="#">See "Master Cylinder (Center), 24 Row 20" on page P173</a>
13	*A7684-62	2	Hose Assembly, 1/4" AR x 62" (04F - 04F)
14	*A18686-62	2	Hose Assembly, 1/2" AR x 62" (08F - 08F90S)
15	*A18692-118	2	Hose Assembly, 1/2" AR x 118" (8F - 1/2 M NPTF W/EXT W/TIP)
16	---	1	<a href="#">See "Hydraulic Valve Block on Front Hitch" on page P187</a>
17	*A15035-50	2	Hose Assembly, 3/8" AR x 50" (06F - 08F)
18	GA24861	1	<a href="#">See "Drawbar Hitch Cylinder" on page P162</a>
19	*A7678-24	1	Hose Assembly, 1/4"x 24" (04F-04F)
20	*A7678-21	1	Hose Assembly, 1/4" x 21" (04F - 04F)
21	GA9205	1	<a href="#">See "Tongue Lock Cylinder" on page P166</a>
22	*A18630-195	2	Hose Assembly, 1/2" AR x 195" (08F-08F)
23	*A18630-136	2	Hose Assembly, 1/2" AR x 136" (08F-08F)
24	*A25691-77	2	Hose Assembly, 3/8" AR x 77" (06F - 06F)
25	*A26659-52	2	Hose Assembly, 3/8" AR x 52" (06F - 06M JIC)
26	G10698801	2	<a href="#">See "Fold Cylinder, 24 Row 20" on page P164</a>
27	---	1	<a href="#">See "Fold/Marker Manifold Block, 24 Row 30" and 36 Row 20" on page P190</a>
28	*A25691-248	4	Hose Assembly, 3/8" AR x 248" (06F-06F)
29	---	1	<a href="#">See "Hydraulic Valve Block on Outer Wings" on page P188</a>
30	*A7688-24	4	Hose Assembly, 1/4" AR x 24" (04F - 04F90S)
31	GA24999	2	<a href="#">See "Wing Latch Cylinder" on page P179</a>
32	---	1	<a href="#">See "Hydraulic Valve Block on Outer Wings" on page P188</a>
33	---	1	<a href="#">See "Wing Cylinder W/Implement Switch" on page P171</a>
34	G10528401	2	<a href="#">See "Row Marker Cylinder" on page P163</a>
35	*A25696-66	4	Hose Assembly, 3/8" AR x 66" ( 06F - 06F90L)

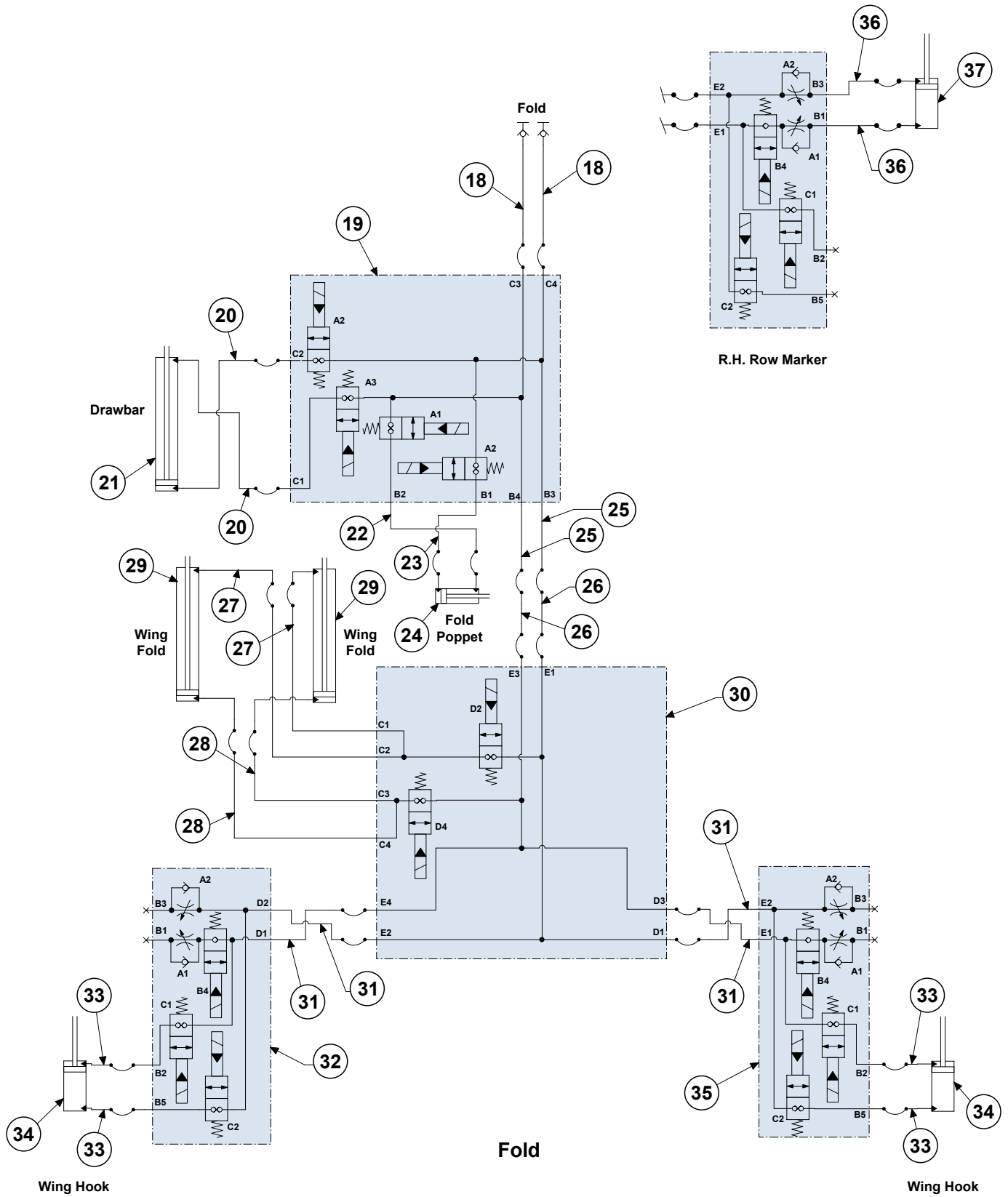
\* Hydraulic hose is not stocked by Kinze Repair Parts.



**This page left blank intentionally.**

(108285)





(Continued on following page.)


## Hydraulic Schematic, 24 Row 30" and 36 Row 20"

Model 5700

M0320-02

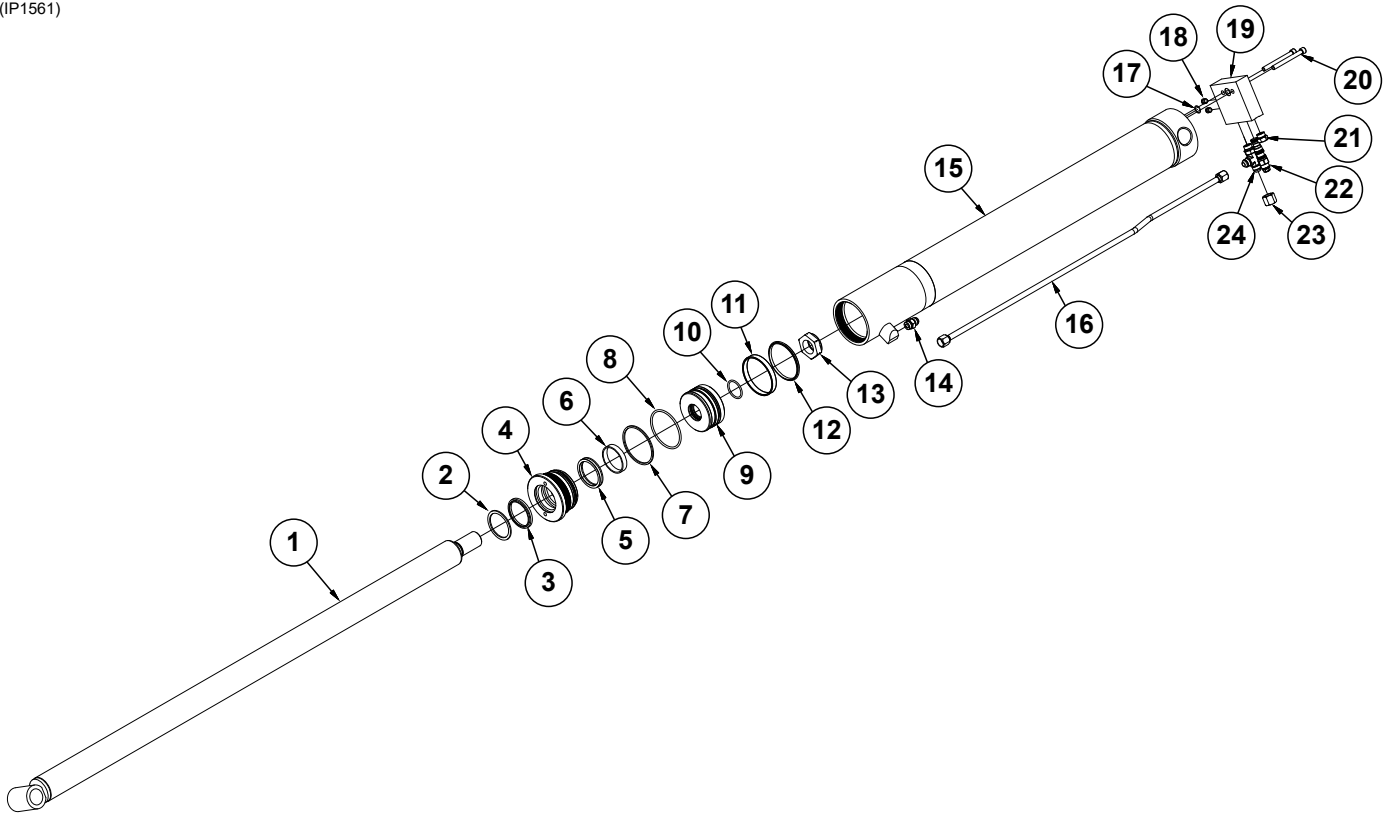
ITEM	PART NO.	QTY.	DESCRIPTION
1	*A21545-114	2	Hose Assembly, 5/8" AR x 114" (10F-1/2M NPTF W/Ext., W/Tip)
2	*A21536-255	2	Hose Assembly, 5/8" AR x 255" (10F - 10M)
3	*A11481-186	2	Hose Assembly, 5/8" AR x 186" (10F - 10F)
4	---	1	<a href="#">See "Lift/Down Force Manifold Block" on page P185</a>
5	*A18699-38	1	Hose Assembly, 1/4" AR x 38" (06F - 06F90)
6	*A18699-42	1	Hose Assembly, 1/4" AR x 42" (06F - 06F90)
7	GA15784	1	Interlock Valve
8	*A18686-326	4	Hose Assembly, 1/2" AR x 326" (08F - 08F90S)
9	*A15035-22	2	Hose Assembly, 3/8" AR x 22" (06F - 08F)
10	*A26930-28	2	Hose Assembly, 3/8" AR x 28" (08M - 08F)
11	*A26930-22	2	Hose Assembly, 3/8" AR x 22" (08M - 08F)
12	*A15035-28	2	Hose Assembly, 3/8" AR x 28" (06F - 06F)
13	G10708601	3	<a href="#">See "Wing Cylinder, 24 Row 30" and 36 Row 20"" on page P169</a>
14	*A18686-60	2	Hose Assembly, 1/2" AR x 60" (08F - 08F90S)
15	*A7684-60	2	Hose Assembly, 1/4" AR x 60" (04F - 04F)
16	*A18630-72	2	Hose Assembly, 1/2" AR x 72" (08F - 08F)
17	GA27043	2	<a href="#">See "Master Cylinder (Center), 24 Row 20" and 36 Row 20"" on page P175</a>
18	*A18692-118	2	Hose Assembly, 1/2" AR x 118" (8F - 1/2 M NPTF W/EXT W/TIP)
19	---	1	<a href="#">See "Hydraulic Valve Block on Front Hitch" on page P187</a>
20	*A26660-54	2	Hose Assembly, 3/8" AR x 54" (06F - 08F STD 90)
21	GA24861	1	<a href="#">See "Drawbar Hitch Cylinder" on page P162</a>
22	*A7678-17	1	Hose Assembly, 1/4" x 17" (04F - 04F)
23	*A7678-19	1	Hose Assembly, 1/4" x 19" (04F-04F)
24	GA9205	1	<a href="#">See "Tongue Lock Cylinder" on page P166</a>
25	*A25704-255	2	Hose Assembly, 1/2" x 255" (08F - 08M)
26	*A18630-186	2	Hose Assembly, 1/2" AR x 186" (08F - 08F)
27	*A25691-103	2	Hose Assembly, 3/8" AR x 103" (06F-06F)
28	*A25691-76	2	Hose Assembly, 3/8" x 76" (06F - 06F)
29	GA26222	2	<a href="#">See "Fold Cylinder, 24 Row 30" and 36 Row 20"" on page P165</a>
30	---	1	<a href="#">See "Fold/Marker Manifold Block, 24 Row 30" and 36 Row 20"" on page P190</a>
31	*A25691-354	4	Hose Assembly, 3/8" AR x 354" (06F - 06F)
32	---	2	<a href="#">See "Hydraulic Valve Block on Outer Wings" on page P188</a>
33	*A7688-24	4	Hose Assembly, 1/4" AR x 24" (04F - 04F90S)
34	GA24999	2	<a href="#">See "Wing Latch Cylinder" on page P179</a>
35	GA25234	2	<a href="#">See "Hydraulic Valve Block on Outer Wings" on page P188</a>
36	*A25696-62	4	Hose Assembly, 3/8" AR x 62" (06F-06F90L)
37	G10528401	2	<a href="#">See "Row Marker Cylinder" on page P163</a>
38	---	1	<a href="#">See "Wing Cylinder W/Implement Switch" on page P171</a>

\* Hydraulic hose is not stocked by Kinze Repair Parts.



ITEM	PART NO.	QTY.	DESCRIPTION
1	GD25522	-	Hydraulic Tip Cover
2	GD0829	-	Spring
3	GD19383-04	-	Hose Wrap, 50"
4	GA14152	-	Hose Strap

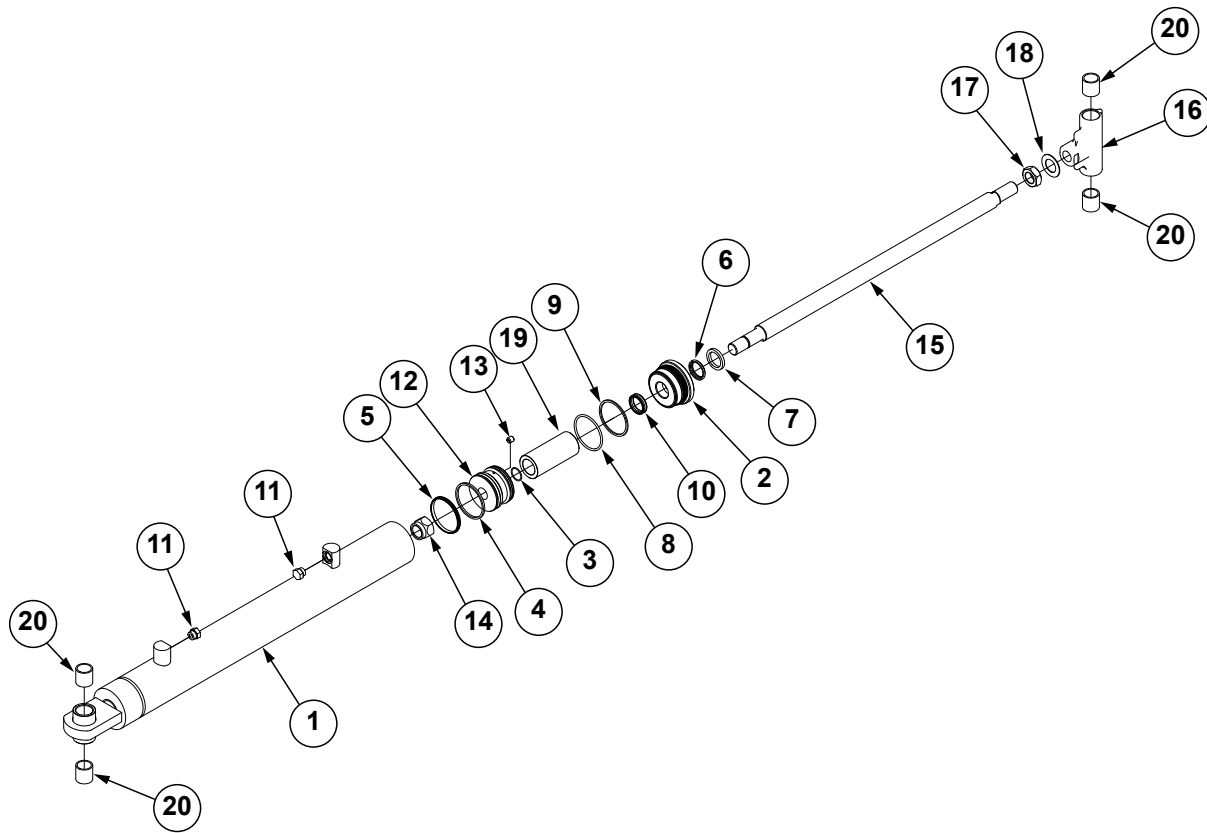
(IP1561)



ITEM	PART NO.	QTY.	DESCRIPTION
1	GA24862	1	Rod
2	*D12121	1	Ring
3	*D12263	1	Wiper
4	GD30273	1	Head Gland
5	*D12264	1	U-Cup
6	*D12137	1	Wear Ring
7	*D12222	1	Back-Up Ring, No. 342
8	*D12221	1	O-Ring, No. 342
9	GD30274	1	Piston
10	*D30432	1	O-Ring, No. 223
11	*D12120	1	WEAR RING, 4" NYLON
12	*D12281	1	Seal
13	GD27238	1	Nylon Lock Nut, 1½"-12, Grade 8
14	G6400-08 GR1037	1	Connector W/O-Ring, ¾"-16 Male JIC To O-Ring O-Ring
15	A24863	1	Barrel
16	GA24865	1	Steel Hydraulic Line
17	*D12239	1	O-Ring, No. 016
18	GD34751	2	Plug
19	GD34750	1	Manifold Block
20	G11947	2	Hex Socket Head Cap Screw, ⅜"-16 x 2"
21	G6408-08 GR1037	1 -	Plug W/O-Ring, ¾"-16 O-Ring O-Ring
22	GA8882	1	Counter Balance Valve
23	G304-C-8	1	Cap Nut, ¾"-16
24	G6804-08	1	Adjustable Tee, ¾"-16 Male JIC To O-Ring
A	GA24861	-	Cylinder Complete ( <i>Part Number Stamped on Barrel</i> )
B	GR2231	-	Seal Kit, Includes: (2) Wear Rings, (3) O-Rings, (1) Wiper Rod, (1) U-Cup, (1) Seal, (1) Back-Up Ring, (1) Lathe Cut Ring
C	GR1517	-	Seal Kit For Counter Balance Valve, Includes: (3) O-Rings, (3) BU Rings

\*Item is part of seal kit, item can not be purchased individually.

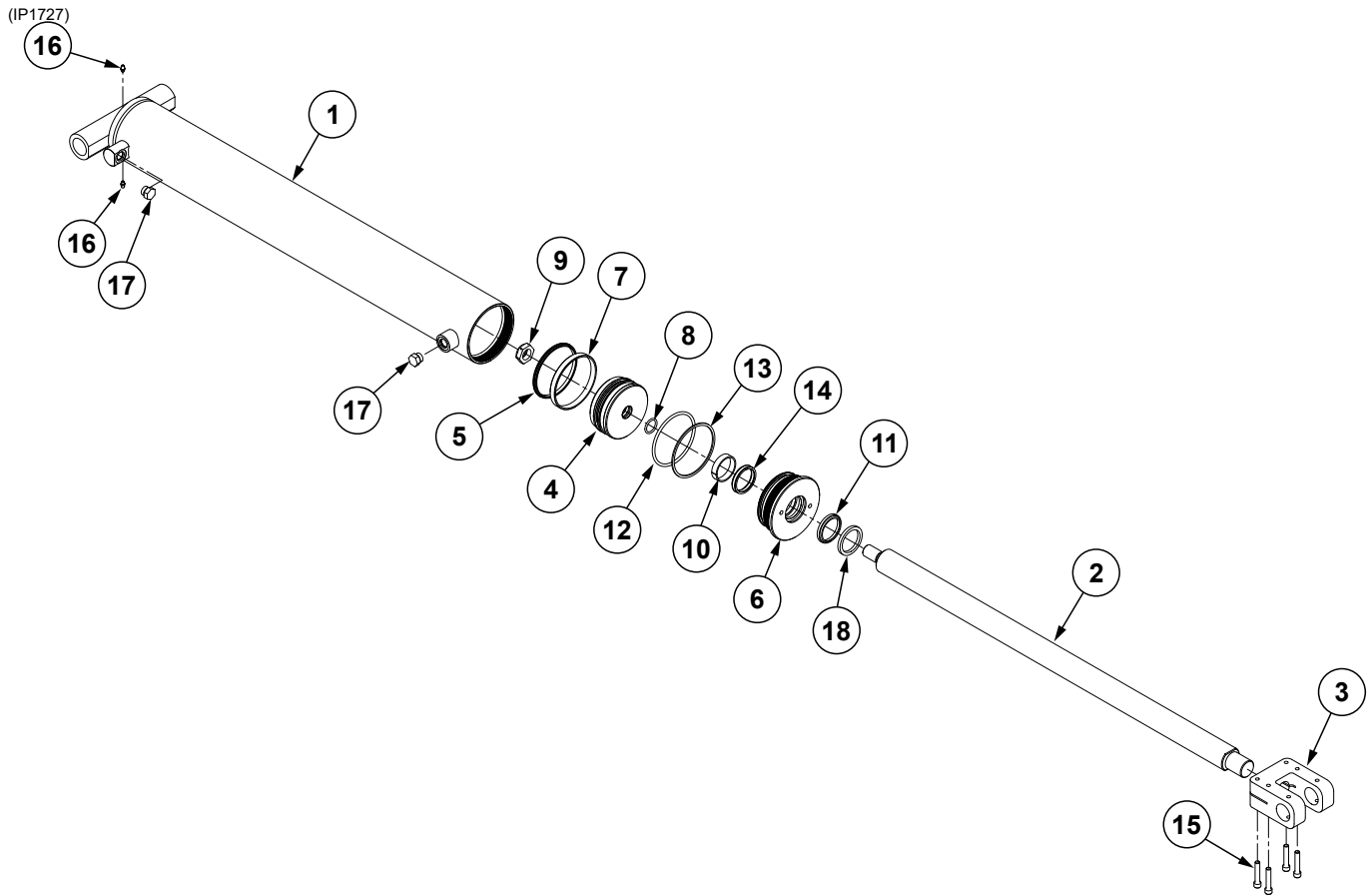
(IP1721)



ITEM	PART NO.	QTY.	DESCRIPTION
1	G10528501	1	Barrel (Non-Stock Item)
2	GD12548	1	Gland
3	*D12245	1	O-Ring, #122
4	*D12088	1	Piston Ring, 3½"
5	*A26168	1	BP Piston Seal, 3½"
6	*D12206	1	Wiper, 1½"
7	*D12103	1	Cast Iron Ring
8	*D12231	1	O-Ring, #338
9	*D12232	1	BU Ring
10	*D12252	1	U-Cup
11	G6408-08 GR1037	2 -	Plug W/O-Ring, ¾"-16 O-Ring O-Ring
12	GD26966	1	Piston, 3½"
13	GD11580	1	Flow Restrictor Orifice, ½"-20
14	G10948	1	Lock Nut, 1½"-12
15	GD27068	1	Rod
16	G10528701	1	Sleeve
17	G11907	1	Hex Jam Nut, 1½"-12 Grade 5
18	GD27067	1	Locking Device
19	GD2745-28	1	Sleeve, 2¼" O.D. x 5.19"
20	G10522401	4	Bearing, 1.2579" I.D. x 1-1/2"
A	G10528401		Cylinder Complete, 3½" x 20¾" (Part Number Stamped on Barrel)
B	GR1532	1	Seal Kit, Includes: (1)Wiper, (2)O-Rings, (1)U-Cup, (1) BU Ring, (1)Cast Iron Ring, (1)BP Piston Seal

\*Item is part of seal kit, item can not be purchased individually.

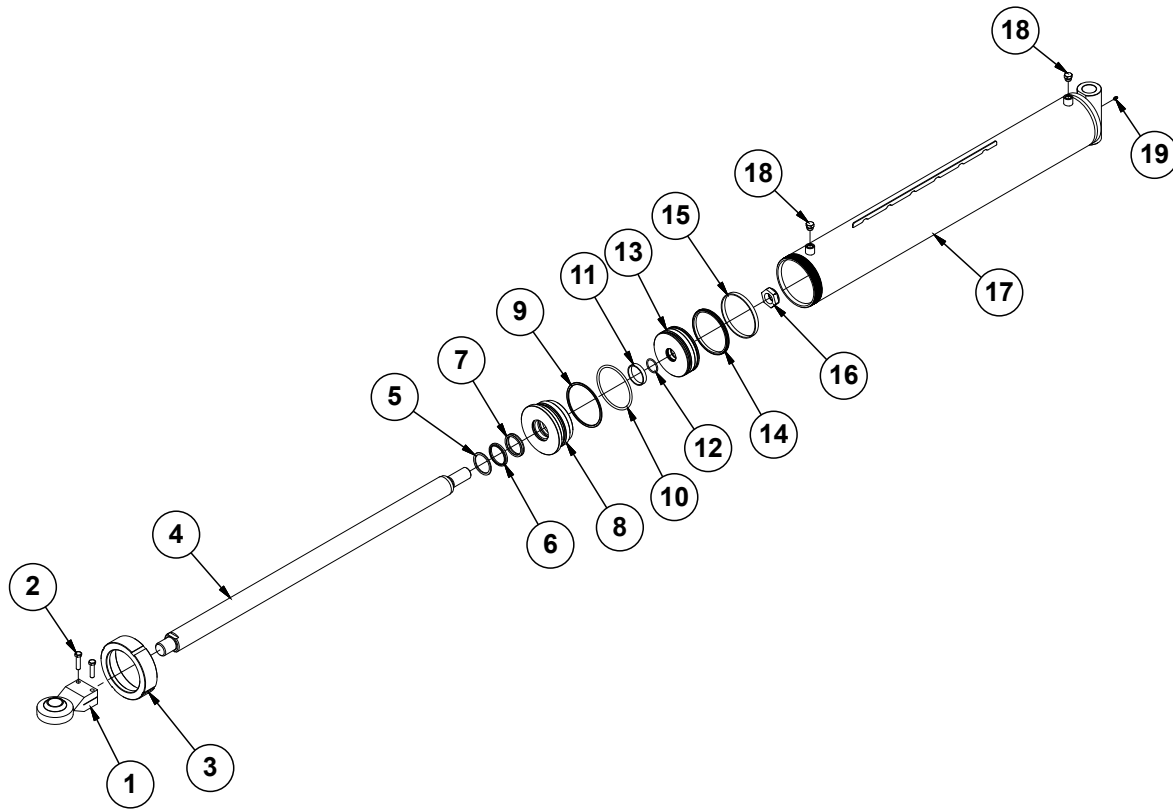




ITEM	PART NO.	QTY.	DESCRIPTION
1	G10698401	1	Barrel (Non-Stock Item)
2	G10698501	1	Rod
3	G10698601	1	Rod End
4	G10698701	1	Piston
5	*A24474	1	Piston Seal
6	GD31819	1	Head Gland
7	*D30247	1	Wear Ring
8	*D29649	1	O-Ring, No. 215
9	GD27235	1	Nylon Lock Nut, 1"-14, Grade 8
10	*D21469	1	Cylinder Wear Ring
11	GD12240	1	Wiper
12	GD12246	1	O-Ring, No. 348
13	GD12247	1	Back-Up Ring, No. 348
14	*D12255	1	U-Cup
15	G11947	4	Hex Socket Head Cap Screw, 3/8"-16 x 2"
16	G10640	2	Grease Fitting, 1/4"-28
17	G6408-08	2	Plug W/O-Ring, 3/4"-16 O-Ring
	GR1037	-	O-Ring
18	GD12106	1	Ring
A	G10698801	---	Cylinder Complete, 4.75" x 82.813" (Part Number Stamped on Barrel)
B	GR2370	1	Seal Kit, Includes: (2) Wear Rings, (1) U-Cup Seal, (1) O-Rings, (1) Piston Seal

\*Item is part of seal kit, item can not be purchased individually.

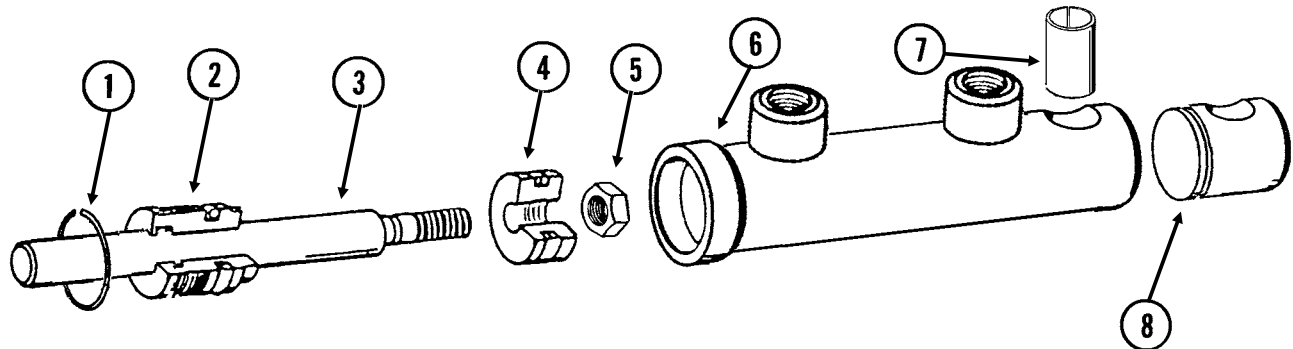
(IP1573)



ITEM	PART NO.	QTY.	DESCRIPTION
1	GA24834	1	Adjustable Ball Joint
2	G10016	2	Hex Head Cap Screw, 1/2"-13 x 2"
3	GD23382	1	Threaded Cap
4	GD36193	1	Rod
5	GD12121	1	Ring
6	*D12263	1	Wiper
7	*D12264	1	U-Cup
8	GD23450	1	Head Gland
9	*D23390	1	BU Ring
10	*D23389	1	O-Ring, No. 433
11	*D12137	1	Wear Ring
12	*D30432	1	O-Ring, No. 223
13	GD34630	1	Piston
14	*A24781	1	Piston Seal
15	*D23387	1	Wear Ring
16	GD27238	1	Nylon Lock Nut, 1 1/2"-12, Grade 8
17	GA26223	1	Barrel <b>(Non-Stock Item)</b>
18	G6408-08	2	Plug W/O-Ring, 3/4"-16 O-Ring
	GR1037	-	O-Ring
19	G10640	1	Grease Fitting, 1/4"-28
A	GA26222	-	Cylinder Complete, 6" x 42 3/4" <i>(Part Number Stamped on Barrel)</i>
B	GR2369	1	Seal Kit, Includes: (2) Wear Rings, (1) Wiper Rod, (1) U-Cup Seal, (2) O-Rings, (1) Back-Up Ring, (1) Piston Seal

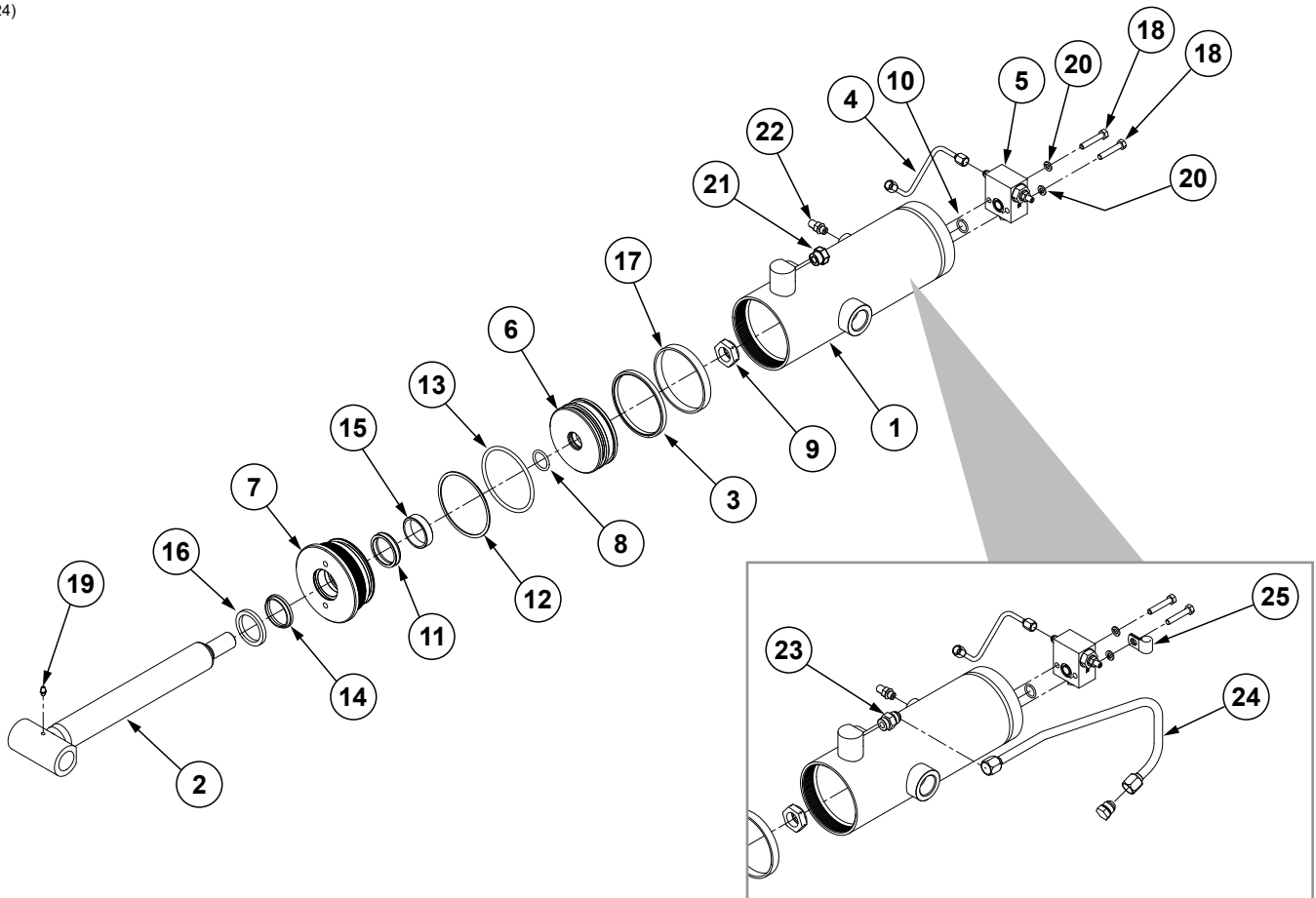
\*Item is part of seal kit, item can not be purchased individually.

CYL035(CYL9d)



ITEM	PART NO.	QTY.	DESCRIPTION
1	G10770	1	Internal Retaining Ring, 1 <sup>11</sup> / <sub>16</sub> "
2	GD13170	1	Gland
3	GD13171	1	Rod
4	GD13172	1	Piston
5	GD27232	1	Nylon Lock Nut, 1/2"-20, Grade 8
6	D13169	1	Barrel ( <b>Non-Stock Item</b> )
7	GD13400	1	Tension Bushing, 1" x 2" Long
8	GD13173	1	End Cap
A	GA9205	-	Cylinder Complete, 1 1/2" x 2 1/2" ( <i>Part Number Stamped On Barrel</i> )
B	GR1598	-	Seal Kit, Includes: (3) O-Rings, (2) BU Rings, (1) Wiper, (1) T-Seal, (1) Bronze Bushing, (1) Seal, (1) U-Cup

(IP1724)

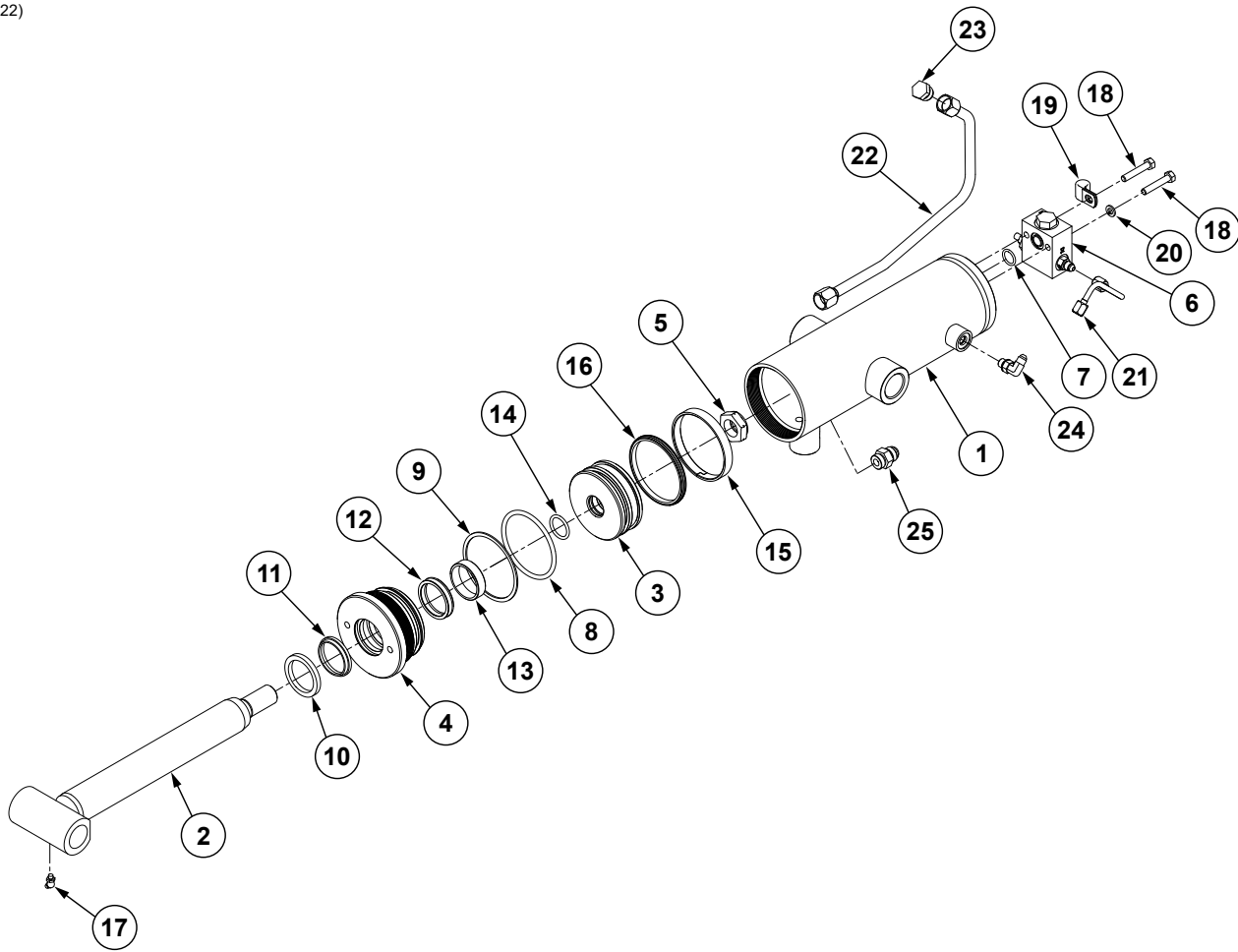


2024 Production

ITEM	PART NO.	QTY.	DESCRIPTION
1	G10699301	1	Barrel (Non-Stock Item)
2	G10699601	1	Rod
3	*A26334	1	Piston Seal
4	GA26240	1	Steel Hydraulic Line, 1/4"
5	---	1	<a href="#">See "Wing Cylinder Manifold Block" on page P194</a>
6	G10699801	1	Piston
7	G10699701	1	Head Gland
8	*D29649	1	O-Ring, No. 215
9	GD27235	1	Nylon Lock Nut, 1"-14, Grade 8
10	*D12274	1	O-Ring
11	*D12253	1	U-Cup
12	*D12219	1	BU Ring
13	*D12216	1	O-Ring, No. 344
14	*D12200	1	Wiper, 1 3/4"
15	*D12134	1	Wear Ring
16	GD12104	1	Ring, 1 3/4"
17	*D12003	1	Wear Ring
18	G11954	2	Hex Head Cap Screw, 5/16"-18 x 1 3/4", Grade 8
19	G10640	1	Grease Fitting, 1/4"-28
20	G10232	2	Lock Washer, 5/16"
21	G6400-08 GR1037		Connector W/O-Ring, 3/4"-16 Male JIC To O-Ring O-Ring
22	G6801-04-04	1	90° Adjustable Elbow, 7/16"-20
23	G6400-08 GR1037	1 -	Connector W/O-Ring, 3/4"-16 Male JIC To O-Ring (2024 Production) O-Ring
24	G10822301	1	Steel Hydraulic Line, 1/2" (2024 Production)
25	GD36393	1	Insulated Clamp, 1/2" (2024 Production)
A	G11081001	---	Cylinder Complete, 4 1/4" x 8.625" (Part Number Stamped On Barrel)
B	GR2373	---	Seal Kit, Includes: (3) O-Rings, (1) Back-Up Ring, (1) U-Cup, (2) Wear Rings, (1) Piston Seal

\*Item is part of seal kit, item can not be purchased individually.

(IP1722)

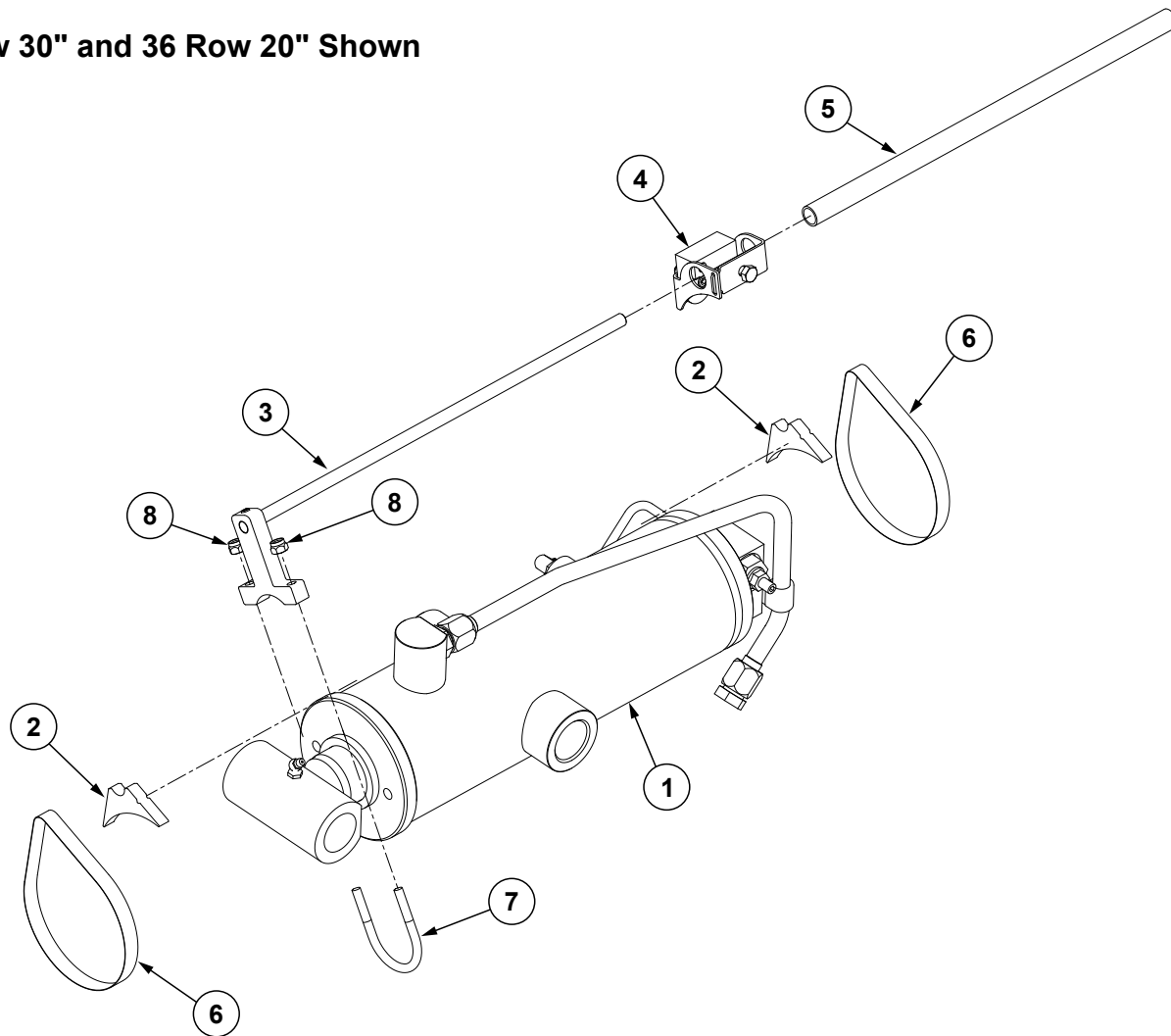


ITEM	PART NO.	QTY.	DESCRIPTION
1	G10708501	1	Barrel (Non-Stock Item)
2	G10709401	1	Rod
3	GD34646	1	Piston
4	GD34653	1	Head Gland
5	GD27235	1	Nylon Lock Nut, 1"-14, Grade 8
6	---	1	<a href="#">See "Wing Cylinder Manifold Block" on page P194</a>
7	*D12274	1	O-Ring
8	*D12270	1	O-Ring, No. 340
9	*D12271	1	BU Ring
10	*D12104	1	Ring, 1 $\frac{3}{4}$ "
11	*D12200	1	Wiper, 1 $\frac{3}{4}$ "
12	*D12253	1	U-Cup
13	*D12134	1	Wear Ring
14	*D29649	1	O-Ring, No. 215
15	*D34654	1	Wear Ring
16	*A24796	1	Piston Seal
17	G10643	1	Grease Fitting, 45°, 1/4"-28
18	G11954	2	Hex Head Cap Screw, 5/16"-18 x 1 $\frac{3}{4}$ ", Grade 8
19	GD36393	1	Insulated Clamp, 1/2"
20	G10232	1	Lock Washer, 5/16"
21	GA25225	1	Steel Hydraulic Line
22	GA26378	1	Steel Hydraulic Line, 1/2"
23	G2408-08	1	Plug, 3/4"-16 JIC
24	G6801-04-04	1	90° Adjustable Elbow, 7/16"-20
25	G6400-08 GR1037	1 -	Connector W/O-Ring, 3/4"-16 Male JIC To O-Ring O-Ring
A	G10708601	---	Cylinder Complete, 3 $\frac{3}{4}$ " x 8.675" (Part Number Stamped On Barrel)
B	G10713701		Seal Kit, Includes: (3) O-Rings, (1) Back-Up Ring, (1) Wiper Rod, (1) U-Cup, (2) Wear Ring, (1) Piston Seal, (1) Ring

\*Item is part of seal kit, item can not be purchased individually.

(IP1723)

24 Row 30" and 36 Row 20" Shown

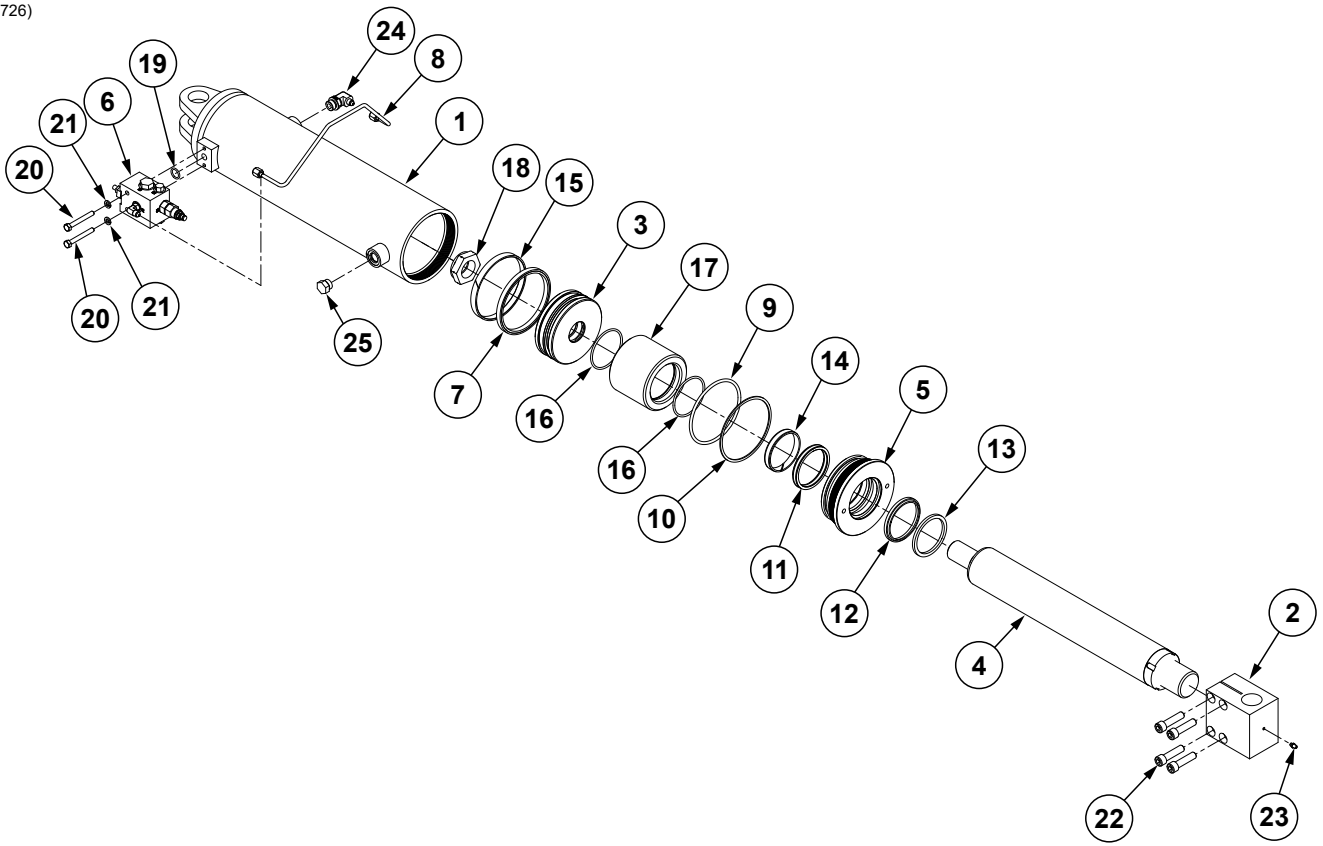


ITEM	PART NO.	QTY.	DESCRIPTION
1	G10708601 G11081001	1 ---	<a href="#">See "Wing Cylinder, 24 Row 30" and 36 Row 20" on page P169</a> <a href="#">See "Wing Cylinder, 24 Row 20" on page P167</a>
2	G10709701 G10099101	2 ---	Cylinder Tube Spacer (Shown) (24 Row 30" and 36 Row 20") Cylinder Tube Spacer (24 Row 20")
3	G10709601 G11277 GD5175-36	1 1 1	Cylinder Rod Bracket Hex Socket Set Screw, 1/4"-20 x 1/4" Rod, 3/8" x 15"
4	---	1	<a href="#">See "Implement Switch Assembly" on page P184</a>
5	G10095103	1	Tube, 5/8" O.D. x 1/2" I.D. x 14 1/4"
6	G10505401 G10051001	2 ---	Bolt Clamp, 1 1/4" to 5" (shown) (24 Row 30" and 36 Row 20") Bolt Clamp, 4" to 7 1/4" (24 Row 20")
7	G10511601	1	U-Bolt, 1-3/4" x 1/4"-20
8	G11320	2	Lock Nut, 1/4"-20, Grade B



**This page left blank intentionally.**

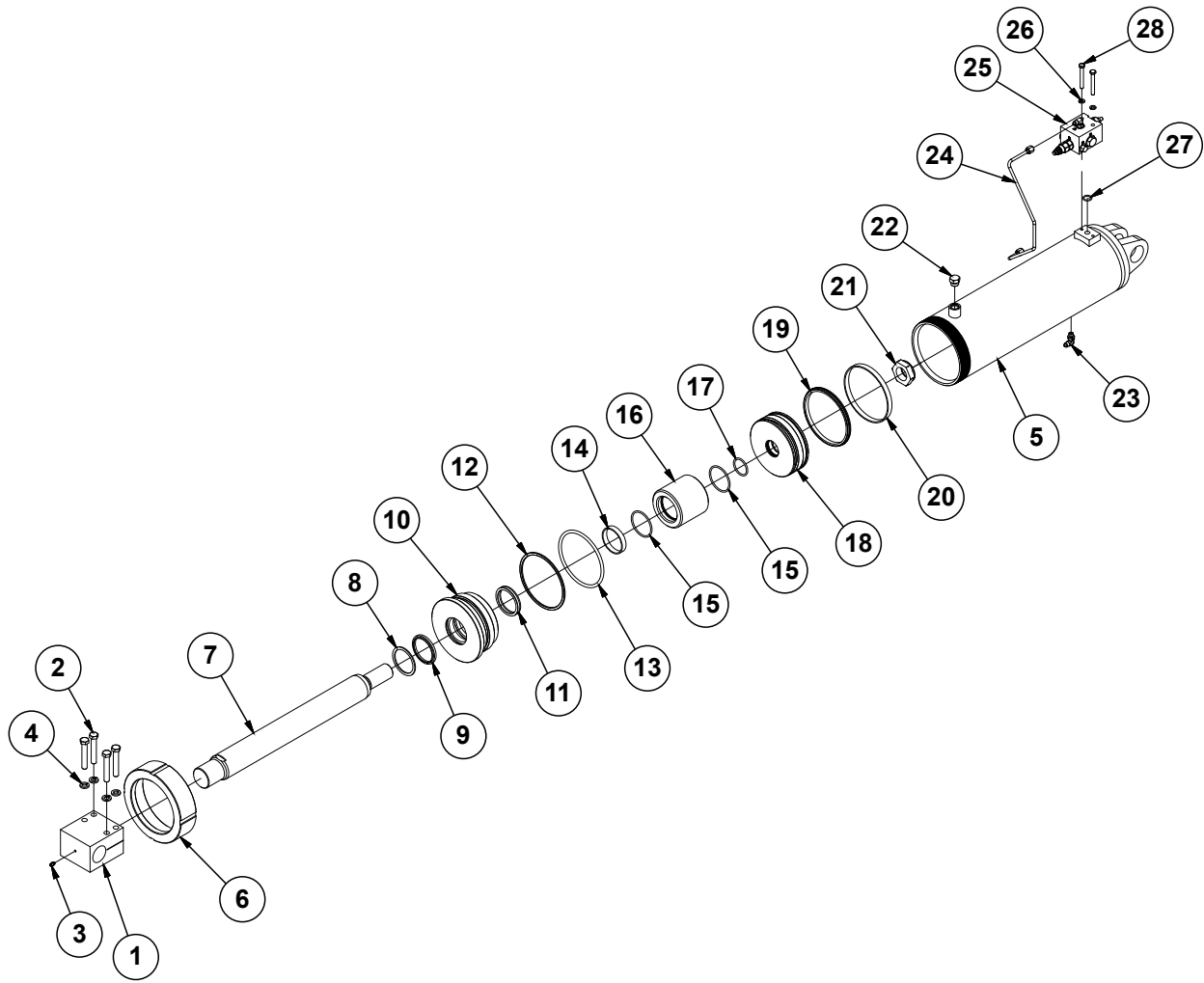
(IP1726)



ITEM	PART NO.	QTY.	DESCRIPTION
1	G10679201	1	Barrel (Non-Stock Item)
2	G10680301	1	Rod End
3	G10679301	1	Piston
4	G10679401	1	Rod, 3"
5	G10679501	1	Head Gland
6	---	1	<a href="#">See "Master Cylinder Manifold Block" on page P195</a>
7	*A26245	1	BP Piston Seal Assembly
8	GA26231	1	Hydraulic Steel Line, 1/4"
9	*10802201	1	O-Ring, No. 352
10	*10802101	1	Back Up Ring, No. 352
11	*D36215	1	U-Cup
12	*D36214	1	Rod Wiper
13	GD36213	1	Ring
14	*D36212	1	Nylon Wear Ring
15	*D36211	1	Wear Ring
16	GD36210	2	Chemical Resistant O-Ring
17	G10680401	1	Spacer, 3 3/4"
18	GD27238	1	Nylon Lock Nut, 1 1/2"-12, Grade 8
19	*D12274	1	O-Ring, No. 115
20	G11952	2	Hex Head Cap Screw, 5/16"-18 x 2 1/2", Grade 8
21	G10232	2	Lock Washer, 5/16"
22	G11587	4	Hex Socket Head Cap Screw, 1/2"-13 x 2"
23	G10640	1	Grease Fitting, 1/4"-28
24	G6801-04-08	1	90° Adjustable Elbow, 7/16"-20 x 3/4"-16
25	G6408-08 GR1037	1 -	Plug W/O-Ring, 3/4"-16 O-Ring O-Ring
A	G10680901	---	Hydraulic Cylinder Complete, 5 1/4" x 12 1/4" (Part Number Stamped on Barrel)
B	GR2372	---	Seal Kit, Includes: (4)O-Ring, (2)Wear Ring, (1)U-Cup, (1)Wiper, (1)BU Ring, (1) Piston Seal

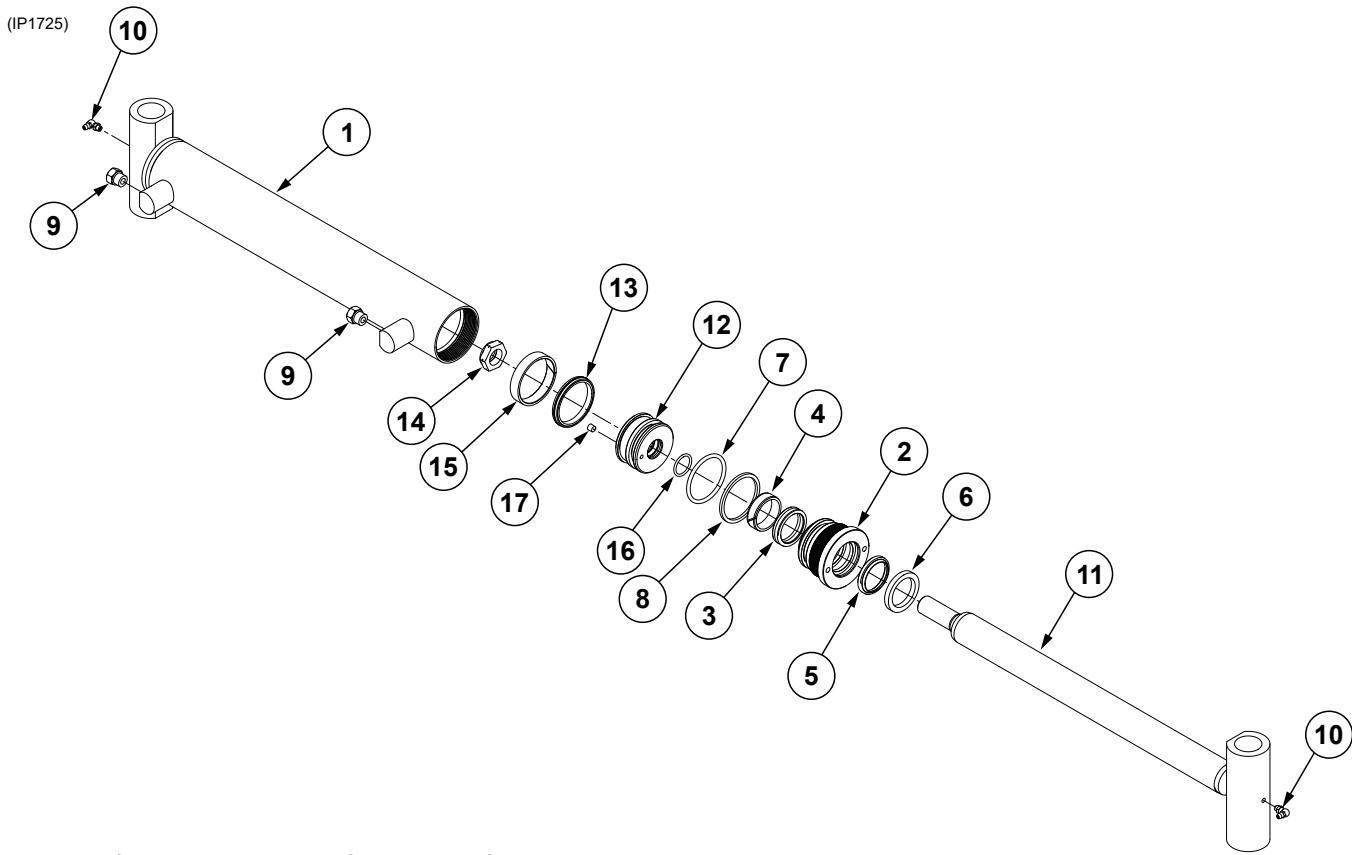
\*Item is part of seal kit, item can not be purchased individually.

(IP1575)



ITEM	PART NO.	QTY.	DESCRIPTION
1	GD36578	1	Rod End
2	G10038	4	Hex Head Cap Screw, 1/2"-13 x 3"
3	G10640	1	Grease Fitting, 1/4"-28
4	G10228	4	Lock Washer, 1/2"
5	GA24777	1	Barrel ( <b>Non-Stock Item</b> )
6	GD23382	1	Threaded Cap
7	GD36577	1	Rod
8	GD12121	1	Ring
9	*D12263	1	Wiper
10	GD23450	1	Head Gland
11	*D12264	1	U-Cup
12	*D23390	1	BU Ring
13	*D23389	1	O-Ring, No. 433
14	*D12137	1	Wear Ring
15	*D34639	2	O-Ring (Chemical Resistant)
16	GD34638	1	Spacer, 3/4"
17	*D30432	1	O-Ring, No. 223
18	GD34630	1	Piston
19	*A24781	1	Piston Seal
20	*D23387	1	Wear Ring
21	GD27238	1	Nylon Lock Nut, 1 1/2"-12, Grade 8
22	G6408-08 GR1037	1	Plug W/O-Ring, 3/4"-16 O-Ring O-Ring
23	G6801-04-04	1	90° Adjustable Elbow, 7/16"-20
24	GA24780	1	Steel Hydraulic Line, 1/4"
25	---	1	<a href="#">See "Master Cylinder Manifold Block" on page P195</a>
26	G10232	2	Lock Washer, 5/16"
27	*D12274	1	O-Ring
28	G11952	2	Hex Head Set Screw, 5/16"-18 x 2 1/2", Grade 5
A	GA27043	-	Cylinder Complete, 6" x 12" ( <i>Part Number Stamped On Barrel</i> )
B	GR2340	-	Seal Kit, Includes: (1) Wiper Rod, (1) U-Cup, (2) Wear Ring, (4) O-Rings, (1) Back-Up Ring, (1) Piston Seal

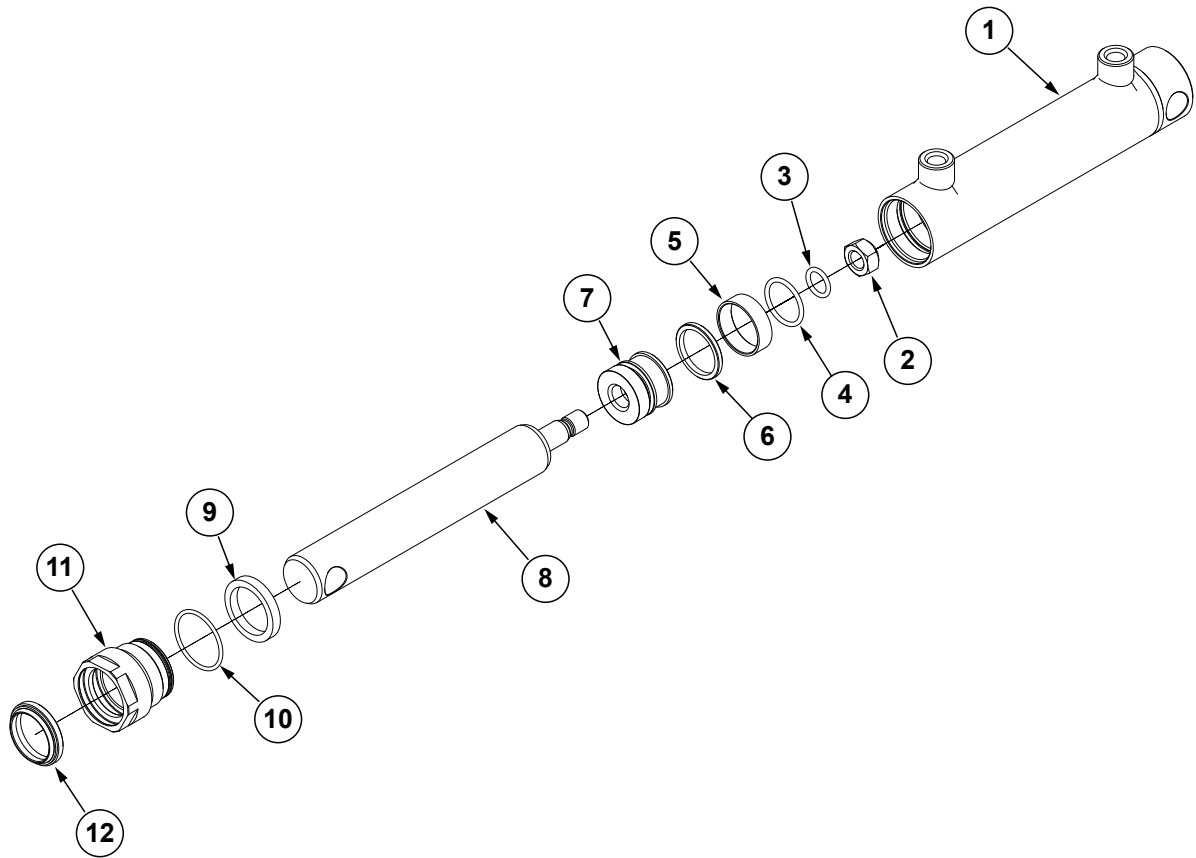
\*Item is part of seal kit, item can not be purchased individually.



ITEM	PART NO.	QTY.	DESCRIPTION
1	G10342301	1	Barrel (Non-Stock Item), 24 Row 30" and 36 Row 20"
	G10677101	1	Barrel (Non-Stock Item), 24 Row 20"
2	GD32048	1	Head Gland
3	*D12252	1	U-Cup
4	*D23424	1	Wear Ring
5	*D12206	1	Wiper, 1½"
6	GD12103	1	Ring
7	*D12212	1	O-Ring, No. 330
8	*D12213	1	Back-Up Ring, No. 330
9	G6408-06	2	Plug W/O-Ring, 9/16"-18 O-Ring
	GR1045	-	O-Ring
10	G10779	2	Grease Fitting, 90°, ¼"-28
11	G10342201	1	Rod, 24 Row 30" and 36 Row 20"
	G10677301	1	Rod, 24 Row 20"
12	G10483901	1	Piston
13	*A24473	1	Seal
14	GD27234	1	Nylon Lock Nut, 7/8"-14, Grade 8
15	*D12055	1	Nylon Wear Ring
16	*D30399	1	O-Ring, No. 119
17	GD29315	1	Flow Restrictor Orifice, .015" Diameter
A	G10736901	---	Cylinder Complete, 2½" x 14.332" (Part Number Stamped On Barrel) 24 Row 30" and 36 Row 20" (Shown)
B	G10677501	---	Cylinder Complete, 2½" x 12.556" (Part Number Stamped On Barrel) 24 Row 20"
C	GR2371	---	Seal Kit, Includes: (2) Wear Ring; (2) O-Rings, (1) Back-Up Ring; (1) U-Cup; (1) Wiper Rod; (1) Piston Seal

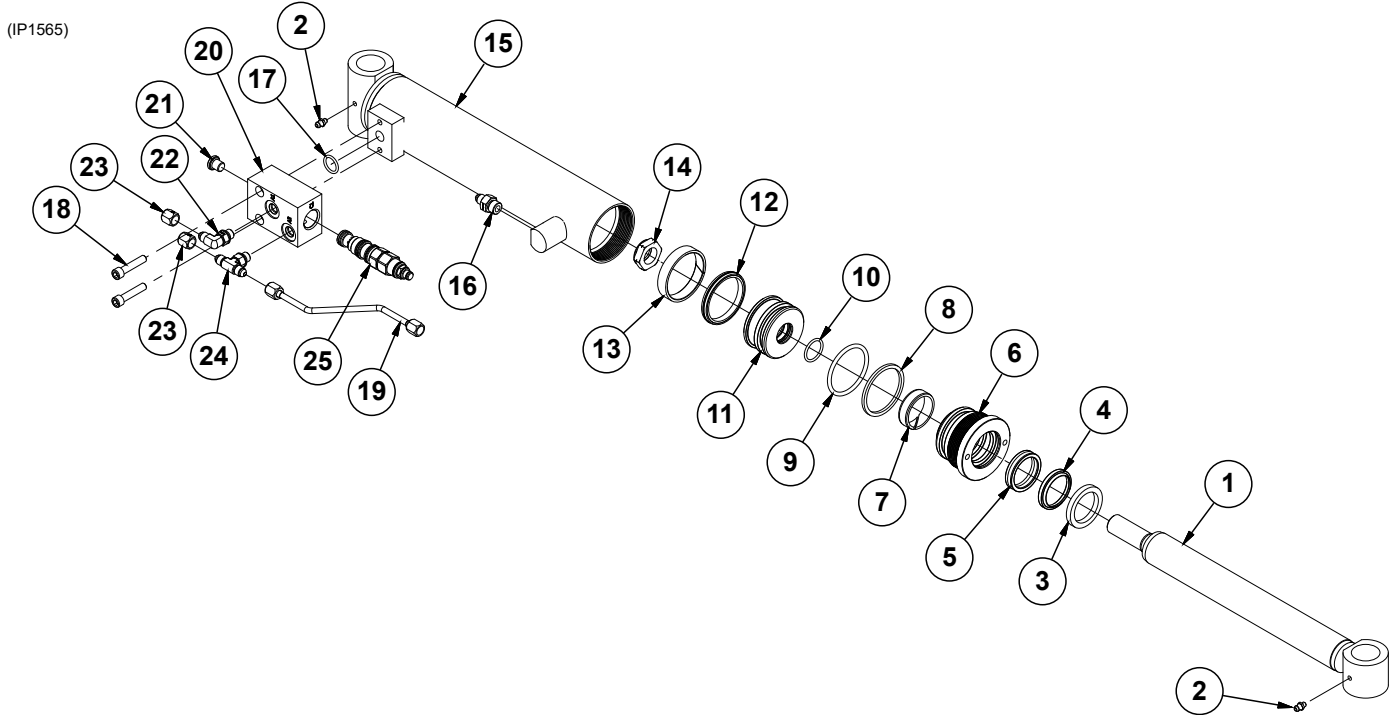
\*Item is part of seal kit, item can not be purchased individually.

(IP1531)



ITEM	PART NO.	QTY.	DESCRIPTION
1	R2282	1	Barrell (Non-Stock Item)
2	*R2309	1	Piston Nut
3	*R2303	1	O-Ring
4	*R2300	1	Piston O-Ring
5	*R2302	1	Wear Band
6	*R2301	1	Piston Seal
7	*R2308	1	Piston
8	*R2281	1	Cylinder Rod
9	*R2305	1	Rod Seal
10	*R2304	1	O-Ring
11	*R2283	1	Head Gland
12	*R2307	1	Wiper
A	GA25261	-	Cylinder Complete, 1¼" x 4¼"
B	GR2362	-	Piston Rod and Seals Assembly, Includes Items 2-8
C	GR2363	-	Head Gland and Seals Assembly, Includes Items 9-12

\* Item is part of sub-assembly, item can not be purchased individually.



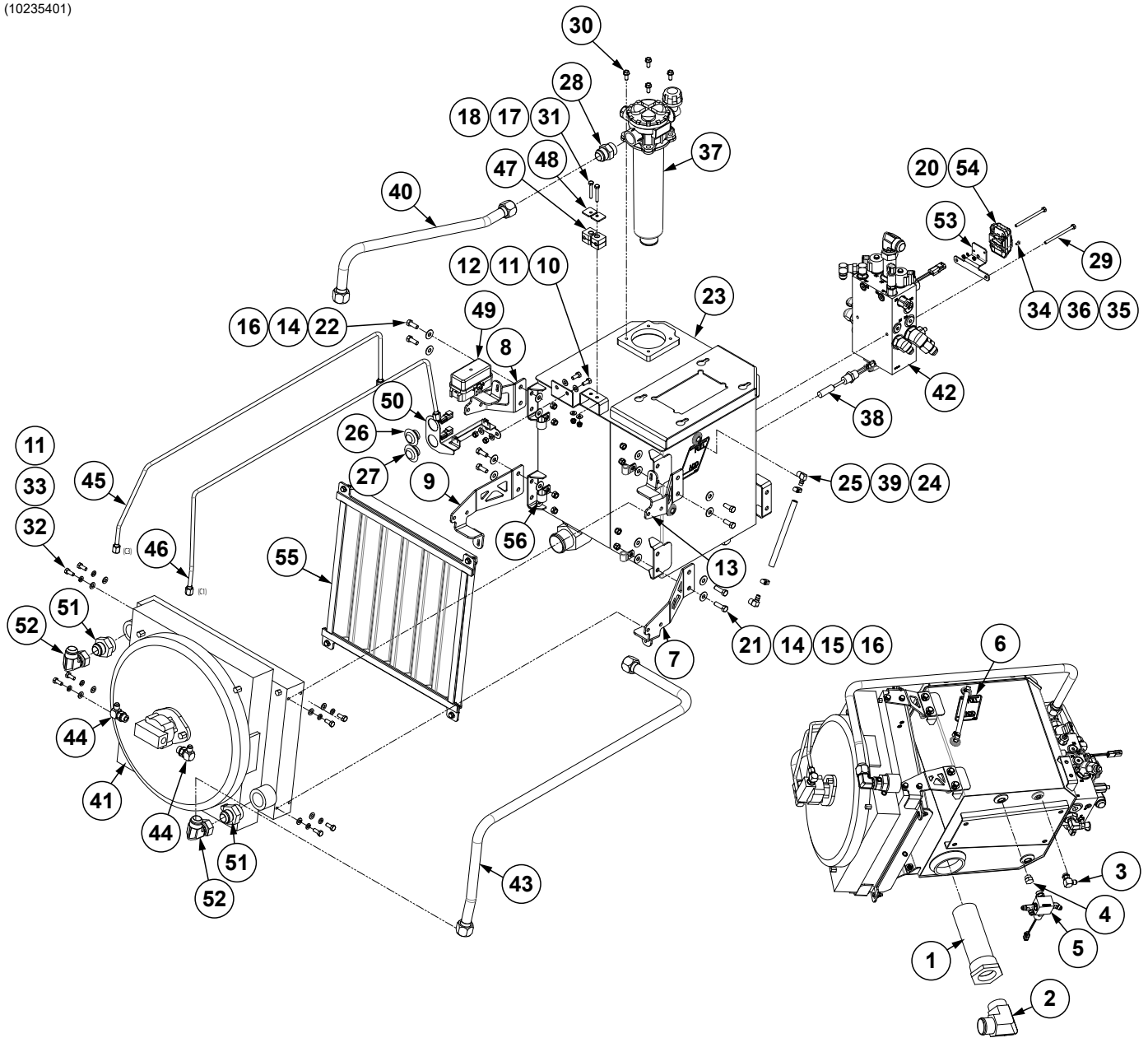
ITEM	PART NO.	QTY.	DESCRIPTION
1	GA25004	1	Rod
2	G10640	2	Grease Fitting, 1/4"-28
3	GD12103	1	Ring
4	*D12206	1	Wiper, 1 1/2"
5	*D12252	1	U-Cup
6	GD32048	1	Head Gland
7	*D23424	1	Wear Ring
8	*D12213	1	Back-Up Ring, No. 330
9	*D12212	1	O-Ring, No. 330
10	*D30399	1	O-Ring, No. 119
11	GD31611	1	Piston
12	*A24473	1	Seal
13	*D12055	1	Nylon Wear Ring
14	GD27234	1	Nylon Lock Nut, 7/8"-14, Grade 8
15	GA25003	1	Barrell (Non-Stock Item)
16	G6400-04-06	1	Connector W/O-Ring, 7/16"-20 Male JIC to 9/16"-18 O-Ring
17	*D12274	1	O-Ring
18	G11021	2	Hex Socket Head Cap Screw, 5/16"-18 x 1 1/2"
19	GA25001	1	Steel Hydraulic Line
20	GD34951	1	Manifold Block
21	G6408-H04-0	1	Hex Socket Head Plug, 7/16"-20
22	G6801-04-04	1	90° Adjustable Elbow, 7/16"-20
23	G304-C-04	2	Cap Nut, 7/16"-20
24	G6803-04-04-04	1	Adjustable Tee, 7/16"-20
25	GA20697	1	Counterbalance Valve

A	GA24999	-	Cylinder Complete, 2 1/2" x 9.4" (Part Number Stamped On Barrel)
B	GR2341	-	Seal Kit, Includes: (2) Wear Ring, (1) Wiper Rod, (3) O-Ring, (1) Back-Up Ring, (1) U-Cup, (1) Piston Seal

\*Item is part of seal kit, item can not be purchased individually.



(10235401)

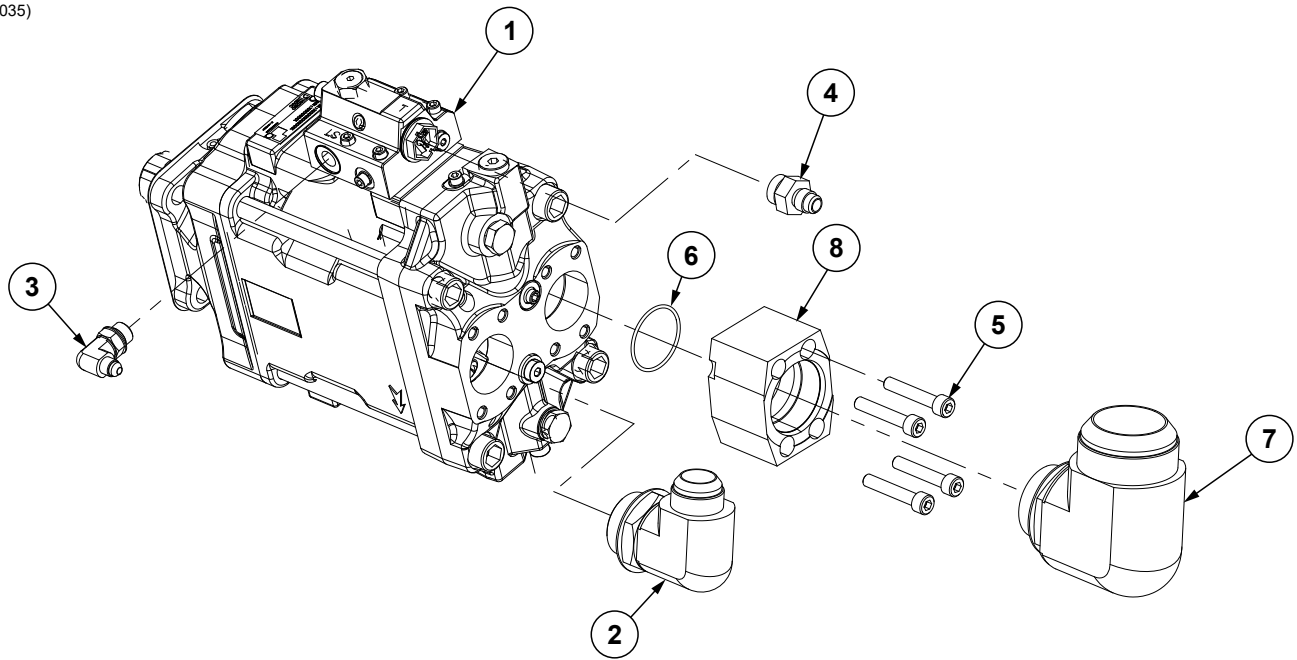


ITEM	PART NO.	QTY.	DESCRIPTION
1	G10089801	1	Tank Suction Strainer
2	G4501-32-32	1	90° Elbow, 2" NPT x 2" Hose Barb
3	G6801-06	1	Elbow W/O-Ring, 90°, 1/16"-18 Male JIC To O-Ring
	GR1045	-	O-Ring
4	G6408-08	1	Plug W/O-Ring, 3/4"-16 O-Ring
	GR1037	-	O-Ring
5	---	1	<a href="#">See "PTO Case Drain Recovery Block Assembly" on page P199</a>
6	---	---	<a href="#">See "Decals, Paint, and Miscellaneous" on page P295</a>
7	G10463601	1	L.H. Lower Cooler Mount Bracket
8	G10434901	1	R.H. Upper Cooler Mount Bracket
9	G10463501	1	R.H. Lower Cooler Mount Bracket
10	G10043	2	Hex Head Cap Screw, 5/16"-18 x 3/4"
11	G11386	12	Flat Washer, 5/16" SAE

ITEM	PART NO.	QTY.	DESCRIPTION
12	G10109	2	Lock Nut, 5/16"-18, Grade 8
13	G10463701	1	L.H. Upper Cooler Mount Bracket
14	G10210	16	Washer, 3/8" USS
15	GD36393	2	Insulated Clamp, 1/2"
16	G10108	8	Lock Nut, 3/8"-16
17	G11385	2	Flat Washer, 1/4" SAE
18	G10110	2	Lock Nut, 1/4"-20, Grade B
19	---	---	---
20	G10263101	1	PTO Reverser Harness
21	G10004	2	Hex Head Cap Screw, 3/8"-16 x 1 1/4"
22	G10001	6	Hex Head Cap Screw, 3/8"-16 x 1"
23	G10201401	1	PTO Reservoir
24	*D6279-07	1	Clear Plastic Tubing, 3/8" x 7.25"
25	GD35381	2	3/8" O.D. Brass Barbed x 1/4" NPT 90° Elbow
26	G10098301	1	PTO Green Light Harness
27	G10098401	1	PTO Red Light Harness
28	G6400-16-16	1	Adapter, 1 5/8"-12 JIC, 1 5/8"-12 O-Ring
29	G10943	2	Hex Head Cap Screw, 1/2"-20 x 4"
30	G11539	4	Hex Socket Flange Cap Screw, 5/16"-18 x 3/4"
31	G10040	2	Hex Head Cap Screw, 1/4"-20 x 1 3/4"
32	G12003-20	8	Hex Head Cap Screw, M8-1,20
33	G10232	8	Lock Washer, 5/16"
34	G11778	2	Phillips Pan Head Machine Screw, No. 8-32
35	G10928	2	Hex Nut, No. 8-32, Stainless Steel
36	G11995	2	Internal Tooth Washer, No. 8, Stainless Steel
37	G10080501	1	Tank Filter Assembly
	G10399501	-	Filter Seal Kit
	G10396601	1	Indicator (Included W/G10080501)
	G10396701	1	Lid and Spring (Included W/G10080501)
	G10396801	1	Filter Element (Included W/G10080501)
	G10399401	1	Air Element (Included W/G10080501)
38	G10462201	1	Liquid Level Sensor Assembly
39	G10331001	2	No. 4 Hose Clamp
40	G10192401	1	Hydraulic Steel Line, 1"
41	G10192201	1	Fan and Cooler Assembly
42	---	1	<a href="#">See "PTO Reservoir Block Assembly" on page P197</a>
43	G10192301	1	Hydraulic Steel Line, 1"
44	G6801-06-08	2	Elbow W/O-Ring, 90°, 3/16"-18 Male JIC To 3/4"-16 O-Ring
	GR1037	-	O-Ring
45	G10192901	1	Hydraulic Steel Line, 3/8"
46	G10193001	1	Hydraulic Steel Line, 3/8"
47	GD36667	2	Tube Clamp Set
48	GD36666	2	Tube Clamp Cover Plate
49	G10200301	1	PTO Harness
50	G10204001	1	PTO Harness Bracket
51	G6400-16-20	2	Adapter, 1 5/8"-12 JIC, 1 5/8"-12 O-Ring
52	G6500-16	2	90° Swivel Elbow, 1 5/8"-12
53	G10220101	1	Driver Mount Bracket
54	G10302202	1	Module XMD-02, Programmed
55	G10435201	1	Cooler Screen
56	G10492701	2	1" Insulated Clamp

\*Hose not stocked by Kinze repair parts, but is available in bulk. Order GD6279-00.

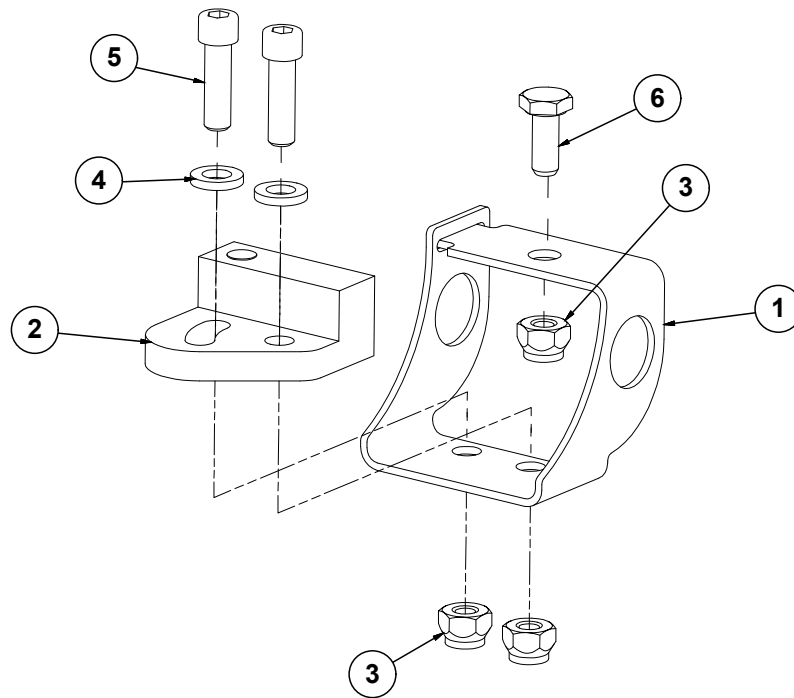
(101035)



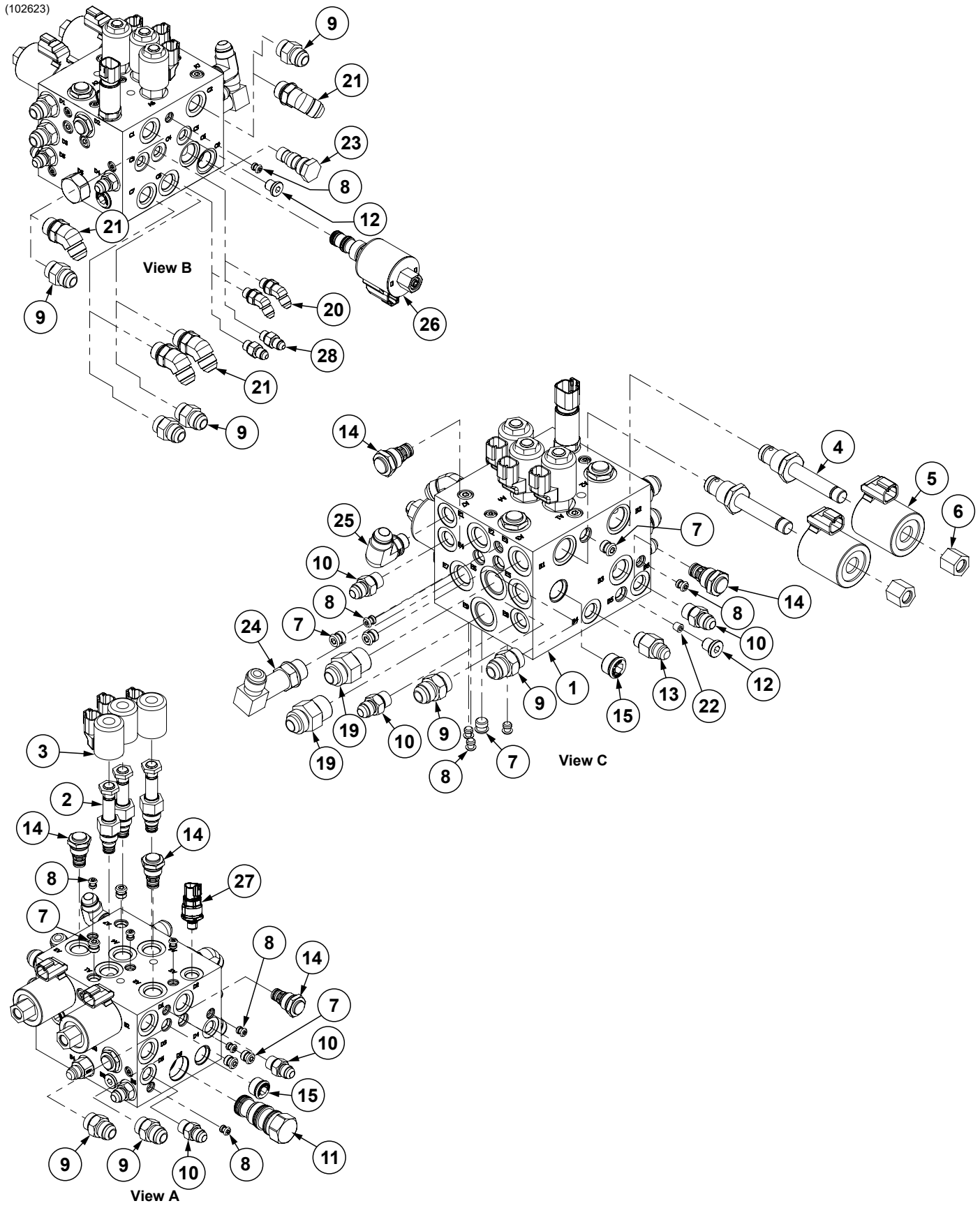
ITEM	PART NO.	QTY.	DESCRIPTION
1	G10910401	1	PTO Pump
2	G3801-16-20 G10454801	1	90° Adjustable Elbow, 1 <sup>5</sup> / <sub>16</sub> "-12 x 1 <sup>1</sup> / <sub>4</sub> "-11 BSPP O-Ring O-Ring
3	G3801-04-04	1	90° Adjustable Elbow, 7 <sup>1</sup> / <sub>16</sub> "-20 x 1 <sup>1</sup> / <sub>4</sub> "-19 BSPP O-Ring
4	G3800-06-08	1	Adapter, 9 <sup>1</sup> / <sub>16</sub> "-18 JIC 1 <sup>1</sup> / <sub>2</sub> "-14 BSPP O-Ring
5	G10888001	4	Hex Socket Head Cap Screw, M8-1.2 x 45
6	G10888101	1	O-Ring
7	G6801-32-24	1	90° Adjustable Elbow, 2-1 <sup>1</sup> / <sub>2</sub> "-12 x 1 <sup>1</sup> / <sub>8</sub> "-12 O-Ring
8	G10887901	1	Adapter, 1 <sup>1</sup> / <sub>8</sub> "-12

**This page left blank intentionally.**

(10049301)

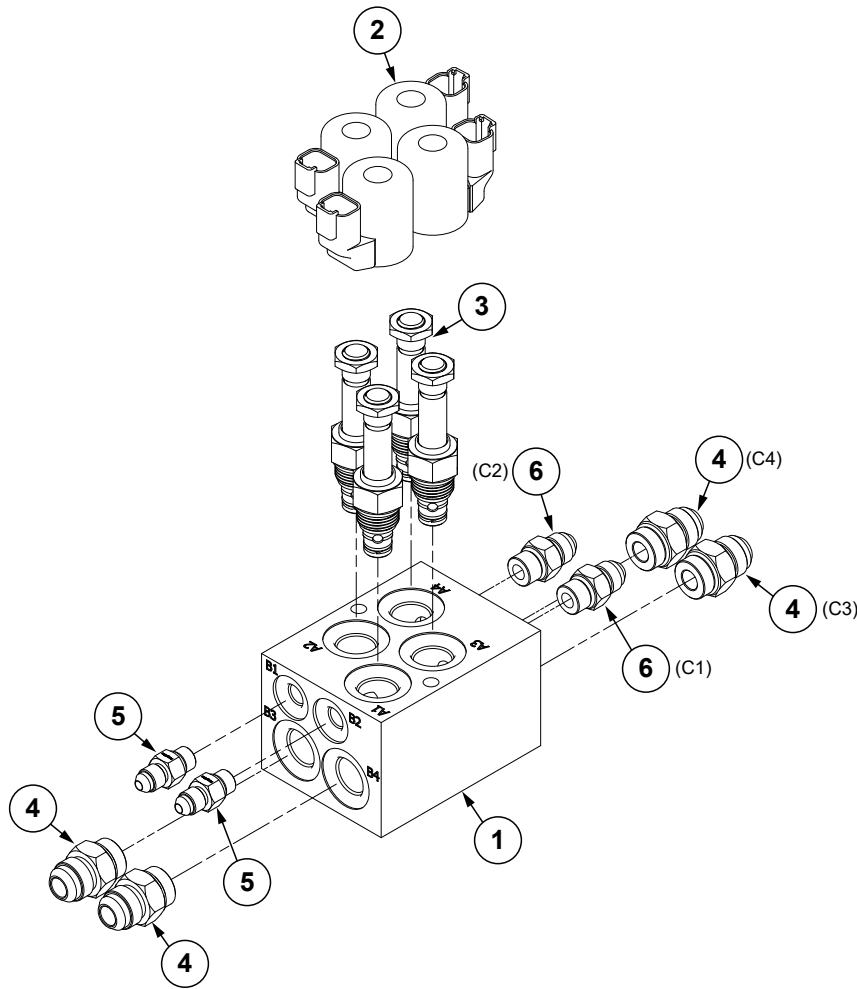


ITEM	PART NO.	QTY.	DESCRIPTION
1	G10049201	1	Implement Switch Bracket
2	GA18353	1	Position Switch Magnetic Reed
3	G11320	3	Lock Nut, 1/4"-20, Grade B
4	G11328	2	Washer, 1/4"
5	G10252	2	Hex Socket Head Cap Screw, 1/4"-20 x 7/8", Grade 8
6	G10020	1	Hex Head Cap Screw, 1/4"-20 x 5/8"
7	G10203604	1	Implement Switch Extension Harness, 61"



ITEM	PART NO.	QTY.	DESCRIPTION
1	GD34708	1	Lift/Down Force Block
2	GA21064	3	NC Double Poppet, No. 8
3	GA21066	3	Coil P Series
4	GA16308	2	Poppet Valve
5	GA14799	2	Coil
6	GR1322	2	Special Hex Nut, 1/2"-20
7	GD29321	8	Plug
8	GD29318	12	Plug
9	G6400-08 GR1037	4 -	Connector W/O-Ring, 3/4"-16 Male JIC To O-Ring O-Ring
10	G6400-06 GR1045	5 -	Connector W/O-Ring, 9/16"-18 Male JIC To O-Ring O-Ring
11	GA25256	1	Valve
12	G6408-H04-0	2	Hex Socket Head Plug, 7/16"-20
13	GA24849	1	Directional Valve
14	GA21067	5	Check Valve, No. 8
15	GD30294	2	Plug, No. 10
16	GD35251	-	Check Valve Cap
17	---	---	---
18	---	---	---
19	G6400-10 GR1466	2 -	Connector W/O-Ring, 7/8"-14 Male JIC To O-Ring O-Ring
20	G6802-04	-	45° Adjustable Elbow, 7/16"-20 x 7/16"-20 O-Ring (24 Row 30" and 36 Row 20" only)
21	G6802-08	-	Elbow W/O-Ring, 45°, 3/4"-16 x 3/4"-16 (24 Row 30" and 36 Row 20" only)
22	GD34727	1	Orifice Flow Restrictor
23	G10262201	1	3-Way Cavity Plug
24	G6801-LL-08	1	X-Long Elbow W/O-Ring, 90°, 3/4"-16 Male JIC To O-Ring
25	G6801-08-06 GR1045	1 -	Elbow W/O-Ring, 90°, 3/4"-16 Male JIC To 9/16"-18 O-Ring O-Ring
26	G10269501	1	Valve W/Coil
27	G10780301	1	Pressure Sensor, 0-250
28	G6400-04 GR1465	2 -	Connector W/O-Ring, 7/16"-20 Male JIC To O-Ring (24 Row 20" only) O-Ring

(A24775)

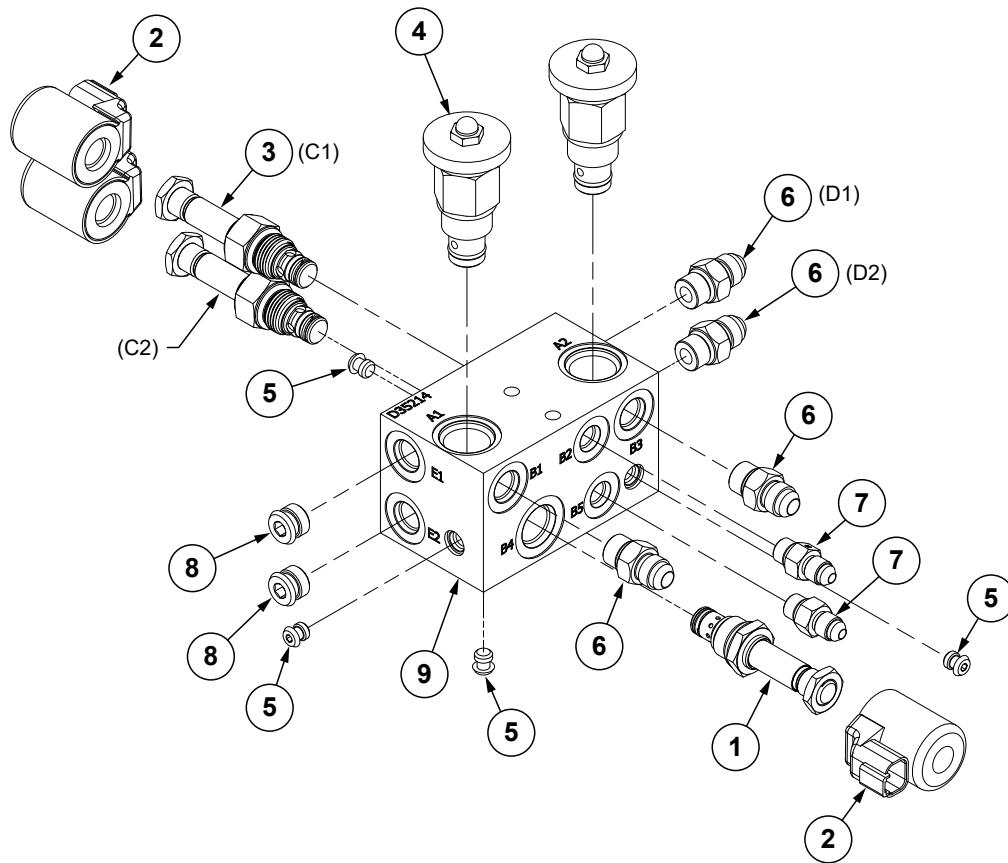


ITEM	PART NO.	QTY.	DESCRIPTION
1	GD34624	1	Valve Block
2	GA21066	4	Coil P Series
3	GA21064	4	NC Double Poppet, No. 8
4	G6400-08 GR1037	4 -	Connector W/O-Ring, 3/4"-16 Male JIC To O-Ring O-Ring
5	G6400-04 GR1465	2 -	Connector W/O-Ring, 7/16"-20 Male JIC To O-Ring O-Ring
6	G6400-06 GR1045	2 -	Connector W/O-Ring, 9/16"-18 Male JIC To O-Ring O-Ring



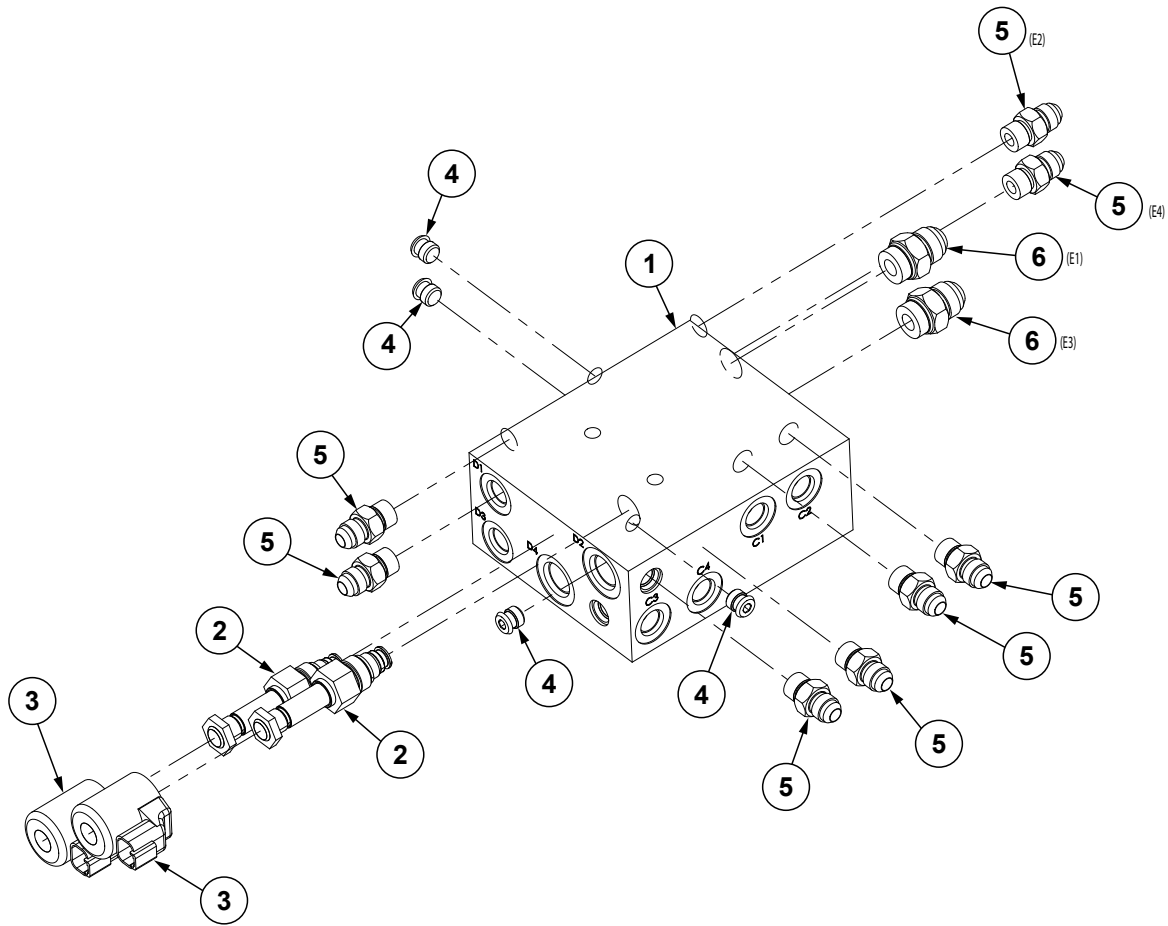
(A25233)

L.H. Shown



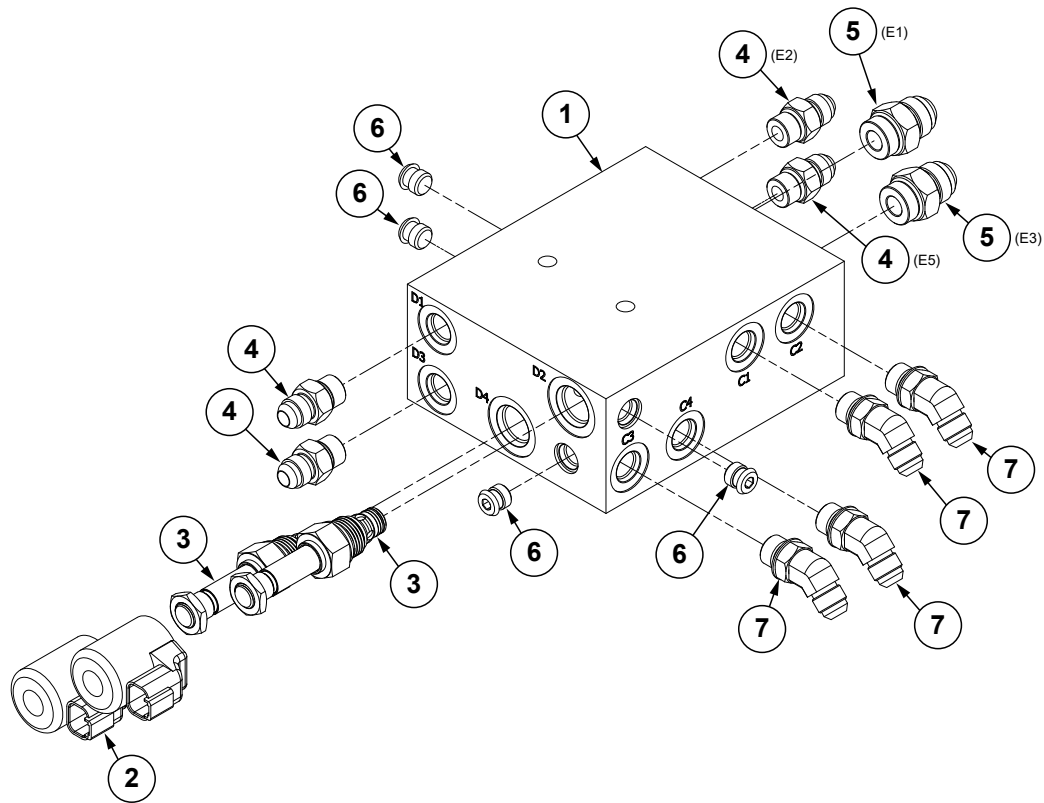
ITEM	PART NO.	QTY.	DESCRIPTION
1	GA24852	1	Solenoid Valve
2	GA21066	3	Coil P Series
3	GA21064	2	NC Double Poppet, No. 8
4	GA3413	2	Flow Control Valve
5	GD29318	4	Plug
6	G6400-06 GR1045	4 -	Connector W/O-Ring, 1/16"-18 Male JIC To O-Ring O-Ring
7	G6400-04 GR1465	2 -	Connector W/O-Ring, 7/16"-20 Male JIC To O-Ring O-Ring
8	GD29319	2	Plug
9	GD35214	1	Outer Wing Manifold Block

(108224)



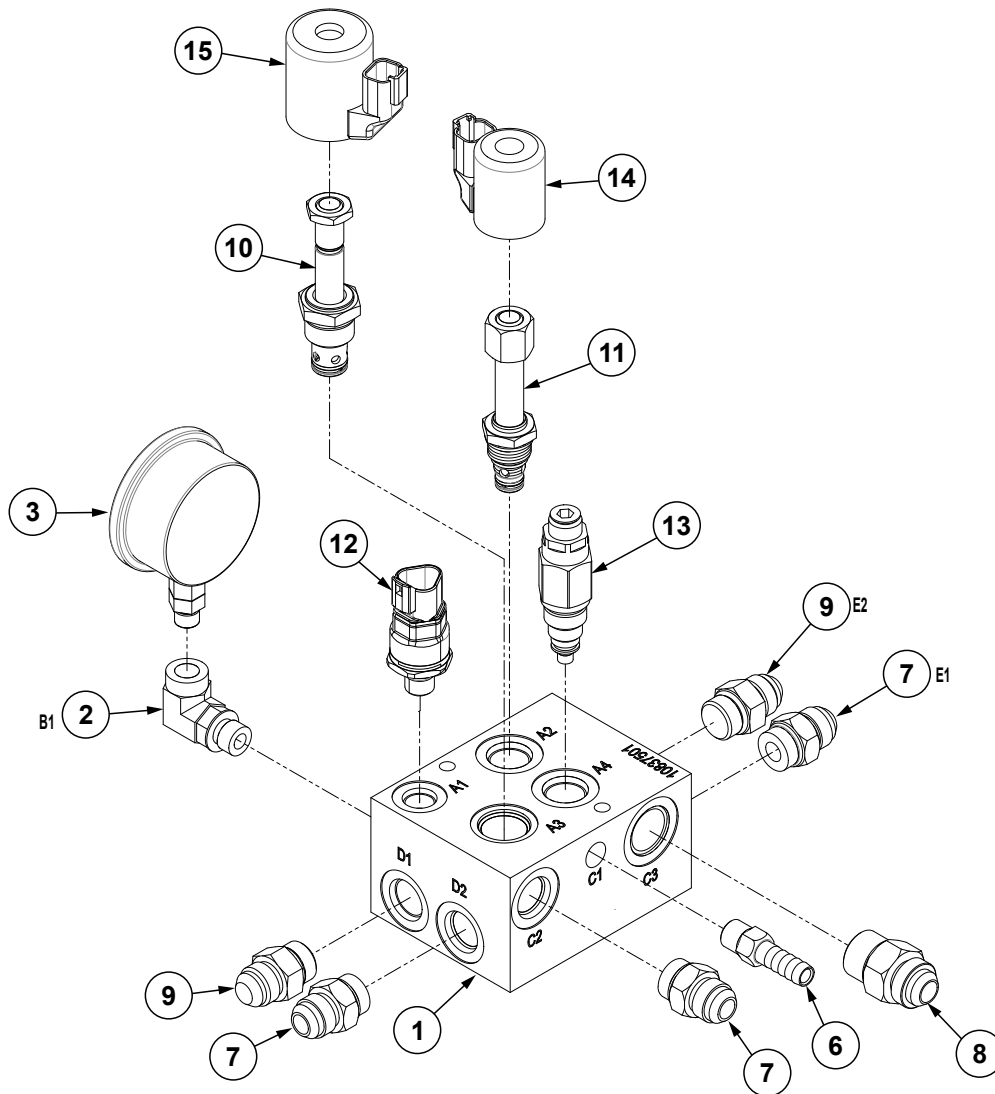
ITEM	PART NO.	QTY.	DESCRIPTION
1	GD34707	1	Fold/Marker Block
2	GA21064	2	NC Double Poppet, No. 8
3	GA21066	2	Coil P Series
4	GD29321	4	Plug
5	G6400-06 GR1045	4 -	Connector W/O-Ring, 9/16"-18 Male JIC To O-Ring O-Ring
6	G6400-08 GR1037	2 -	Connector W/O-Ring, 3/4"-16 Male JIC To O-Ring O-Ring

(A24771)



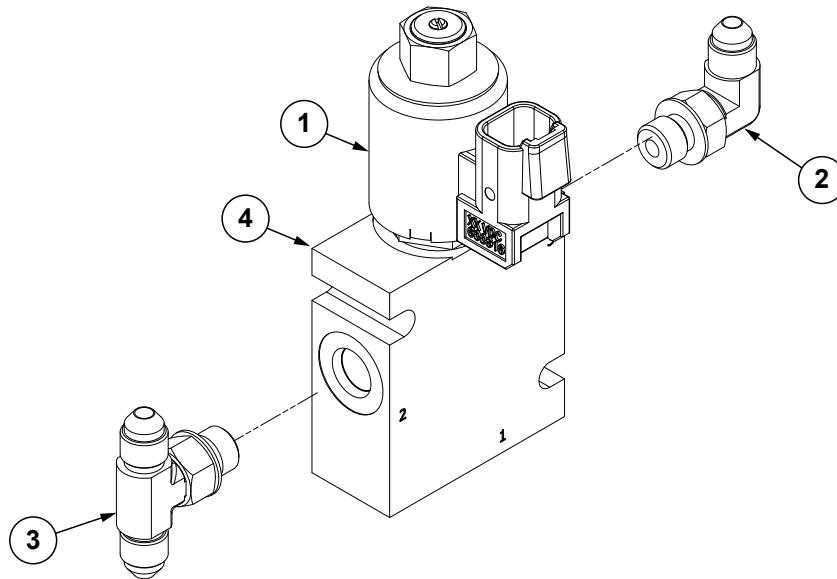
ITEM	PART NO.	QTY.	DESCRIPTION
1	GD34707	1	Fold/Marker Block
2	GA21066	2	Coil P Series
3	GA21064	2	NC Double Poppet, No. 8
4	G6400-06 GR1045	4	Connector W/O-Ring, 1/16"-18 Male JIC To O-Ring
5	G6400-08 GR1037	2	Connector W/O-Ring, 3/4"-16 Male JIC To O-Ring
6	GD29321	4	Plug
7	G6802-06-06	4	45° Elbow, 1/16"-18 x 1/16"-18 W/O-Ring

(108374)



ITEM	PART NO.	QTY.	DESCRIPTION
1	G10837501	1	Manifold Block
2	G6815-06-04	1	90° Adjustable Street Elbow
3	GA26005	1	Pressure Gauge
4	---	---	---
5	---	---	---
6	GD11700	1	Adapter, 1/4" NPT To 3/8" Barb
7	G6400-08 GR1037	3 -	Connector W/O-Ring, 3/4"-16 Male JIC To O-Ring O-Ring
8	G6400-10 GR1466	1 -	Connector W/O-Ring, 7/8"-14 Male JIC To O-Ring O-Ring
9	GA20252	2	Check Valve
10	GA25390	1	Solenoid, No. 10, Single Poppet
11	GA25389	1	Solenoid, No. 8, Single Poppet
12	G10780301	1	Pressure Sensor
13	GA25982	1	Direct Relief
14	GA25403	1	Coil, 12V
15	GA25404	1	Coil, 12V

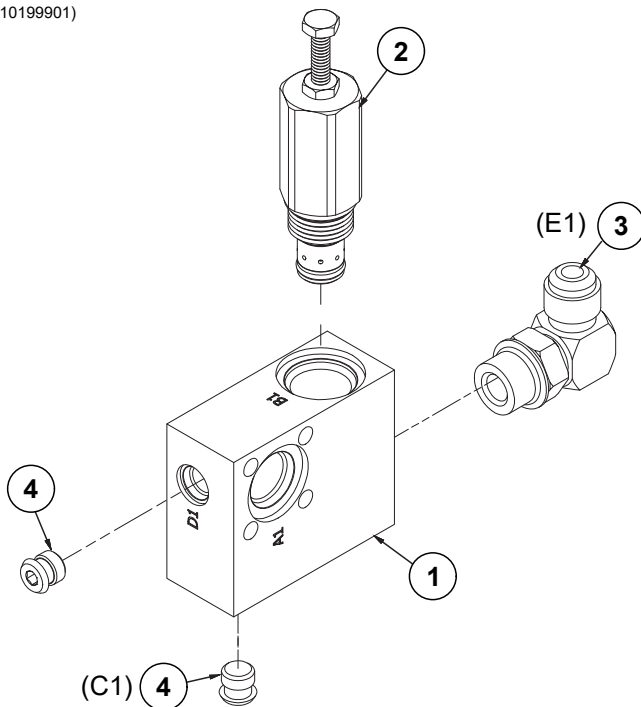
(A25264)



ITEM	PART NO.	QTY.	DESCRIPTION
1	G10941101	1	Manual Override Cartridge Assembly
	GR2287	1	Solenoid Cartridge (Included W/GA25286)
	GR0761	1	Special Hex Nut, 1/2"-20 (Included W/GA25286)
2	G6801-04-04	1	90° Adjustable Elbow, 7/16"-20
3	G6803-04-04-04	1	Adjustable Tee, 7/16"-20
4	GD35271	1	Row Unit Control Block
A	G10945001	-	Row Unit Control Block Sub-Assembly, Items 1 and 4

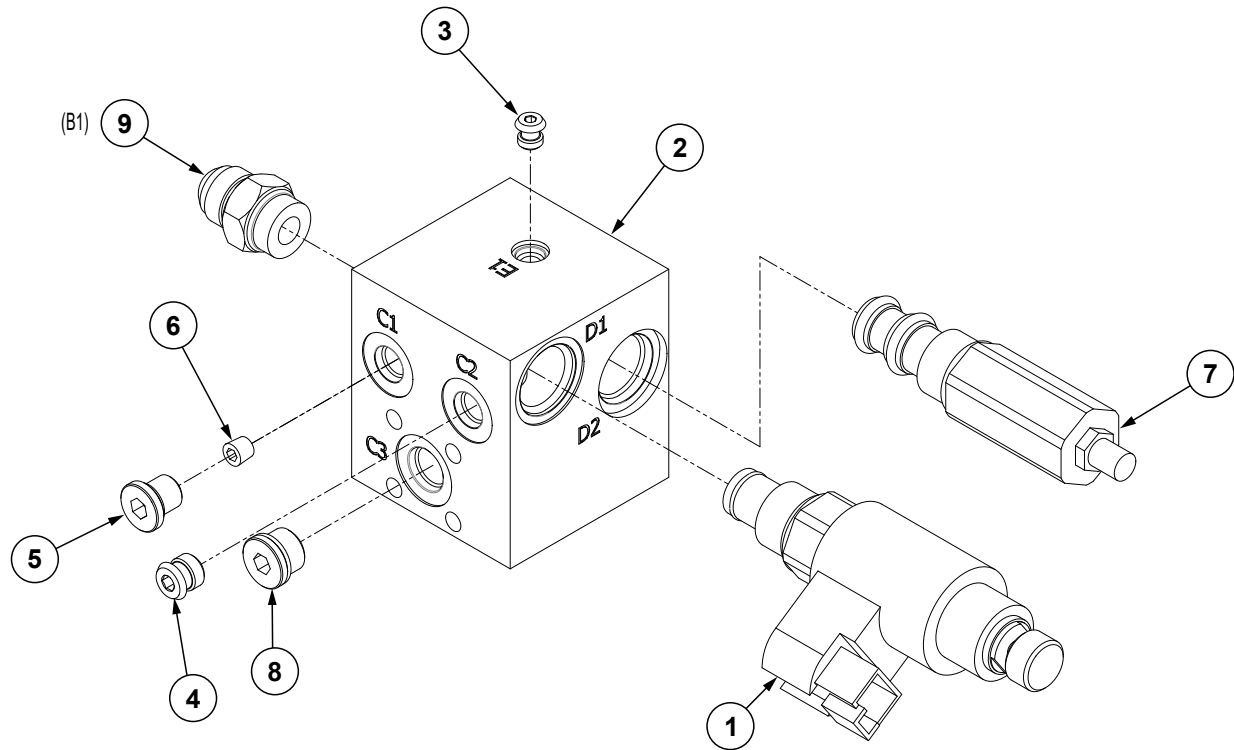
**Power Pack Hydraulic Motor Valve Block**

(10199901)



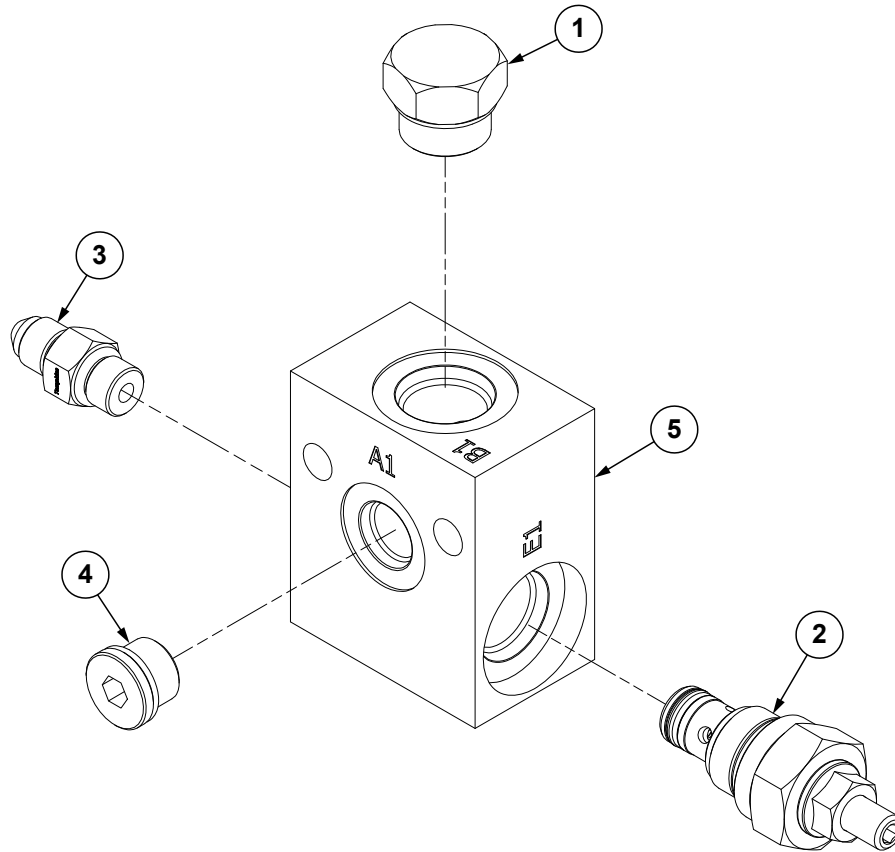
ITEM	PART NO.	QTY.	DESCRIPTION
1	G10169701	1	Block
2	G10053801	1	Adjustable Flow Control Valve
3	G6801-08	2	Elbow W/O-Ring, 90°, 3/4"-16
	GR1037	-	O-Ring
4	GD29321	2	Plug

(101901)



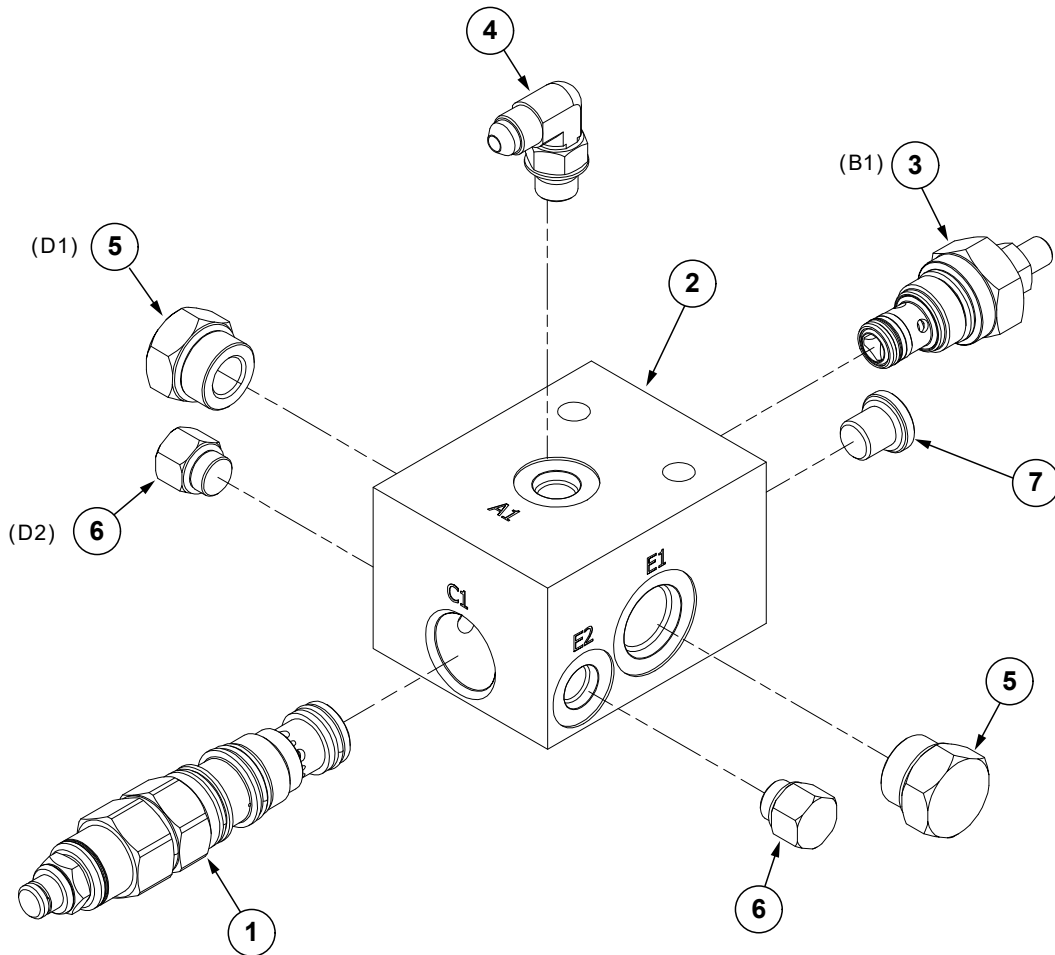
ITEM	PART NO.	QTY.	DESCRIPTION
1	G10306301	1	Hydraulic Fan Block Coil
2	G10169601	1	Fan Control Manifold
3	GD29318	1	Plug
4	GD29321	1	Plug
5	G6408-H04-0	1	Hex Socket Head Plug, 7/16"-20
6	GD29324	1	Flow Restrictor Orifice, .020" Diameter
7	G10019401	1	Fan Control Cartridge
8	G6408-H06-O	1	Hex Socket Head O-Ring Plug, 9/16"-18
9	G6400-08 GR1037	1 -	Connector W/O-Ring, 3/4"-16 Male JIC To O-Ring O-Ring

(A25226)



ITEM	PART NO.	QTY.	DESCRIPTION
1	G6408-08 GR1037	1 -	Plug W/O-Ring, 3/4"-16 O-Ring O-Ring
2	GD33361	1	Direct Acting Inverse Relief
3	G6400-04 GR1465	1 -	Connector W/O-Ring, 7/16"-20 Male JIC To O-Ring O-Ring
4	G6408-H06-O GR1045	1 -	Hex Socket Head Plug W/O-Ring, 9/16"-18 O-Ring O-Ring
5	GD35210	1	Manifold Block

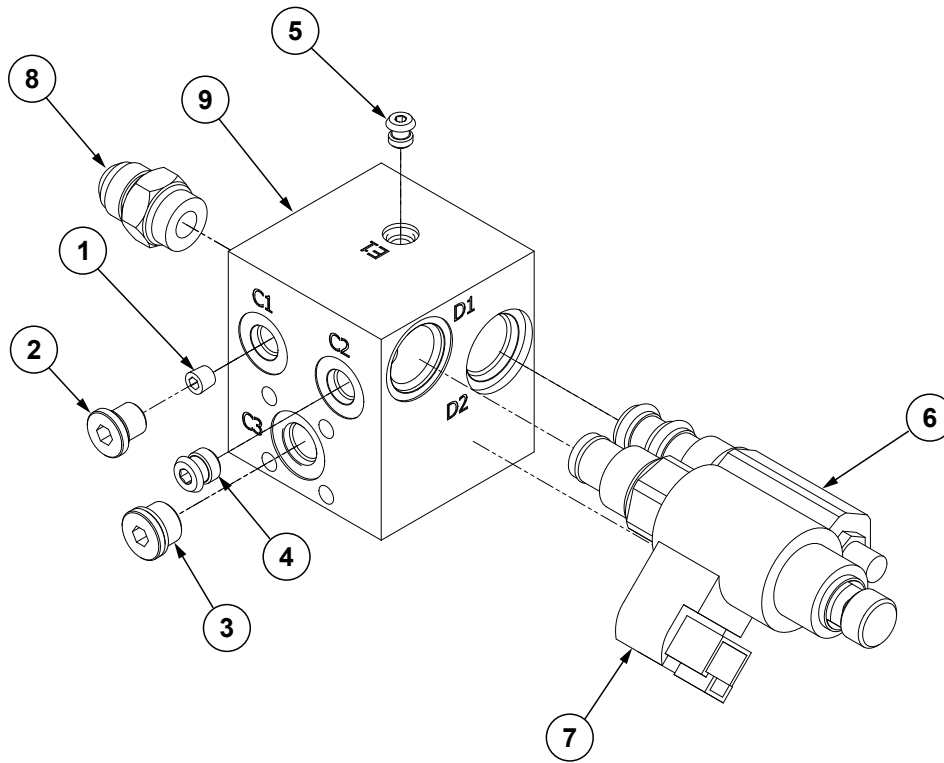
(A27042)



ITEM	PART NO.	QTY.	DESCRIPTION
1	GA20697	1	Counterbalance Valve
2	GD34633	1	Manifold Block
3	GD33361	1	Direct Acting Inverse Relief
4	G6801-04-04	1	90° Adjustable Elbow, 7/16"-20
5	G6408-08 GR1037	2 -	Plug W/O-Ring, 3/4"-16 O-Ring O-Ring
6	G6408-04 GR1465	2 -	Plug W/O-Ring, 7/16"-20 O-Ring O-Ring
7	G6408-H04-0	1	Hex Socket Head Plug, 7/16"-20

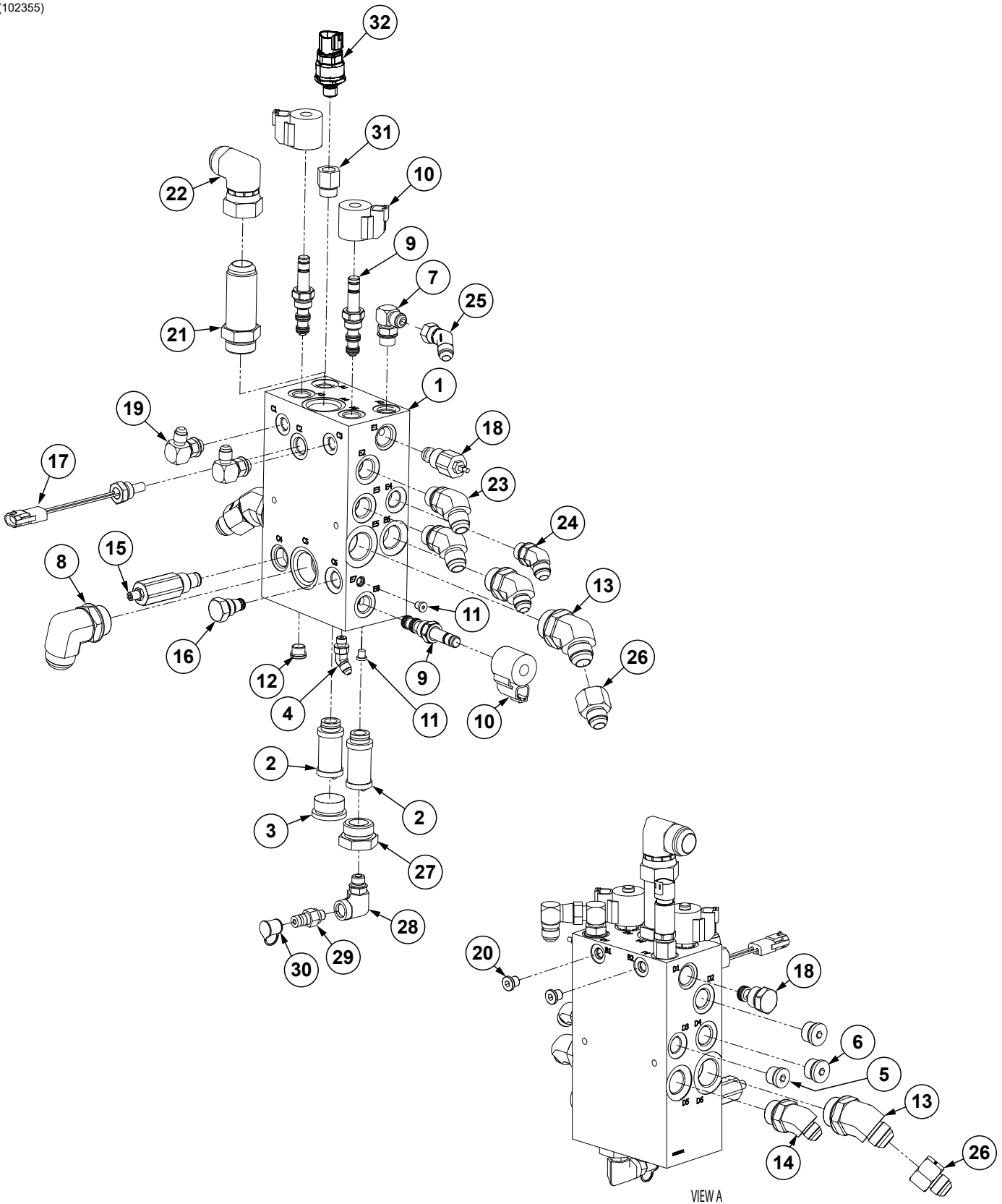


(101860)



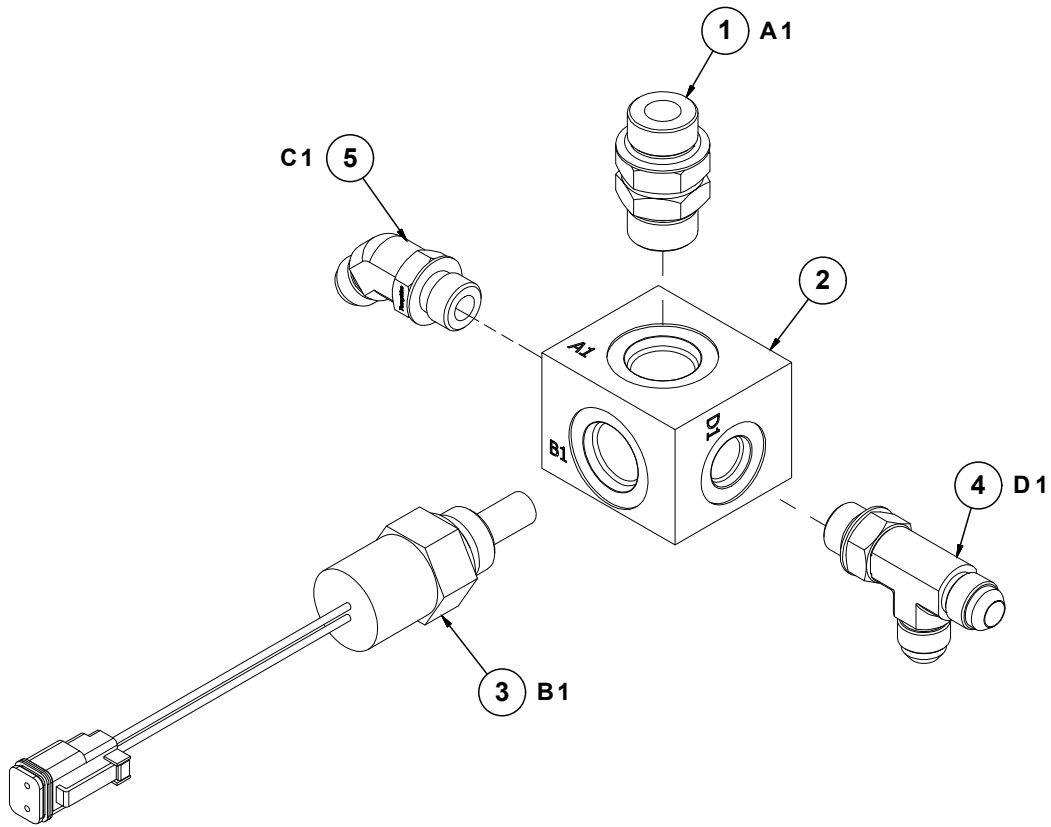
ITEM	PART NO.	QTY.	DESCRIPTION
1	GD29324	1	Flow Restrictor Orifice, .020" Diameter
2	G6408-H04-0	1	Hex Socket Head Plug, 7/16"-20
3	G6408-H06-O	1	Hex Socket Head O-Ring Plug, 9/16"-18
4	GD29321	1	Plug
5	GD29318	1	Plug
6	G10019401	1	Fan Control Cartridge
7	G10306201	1	Hydraulic Fan Block Coil
8	G6400-08	1	Connector W/O-Ring, 3/4"-16 Male JIC To O-Ring
	GR1037	-	O-Ring
9	G10169601	1	Fan Control Manifold
10	G6801-06-08	-	Elbow W/O-Ring, 90°, 9/16"-18 Male JIC To 3/4"-16 O-Ring
	GR1037	-	O-Ring

(102355)



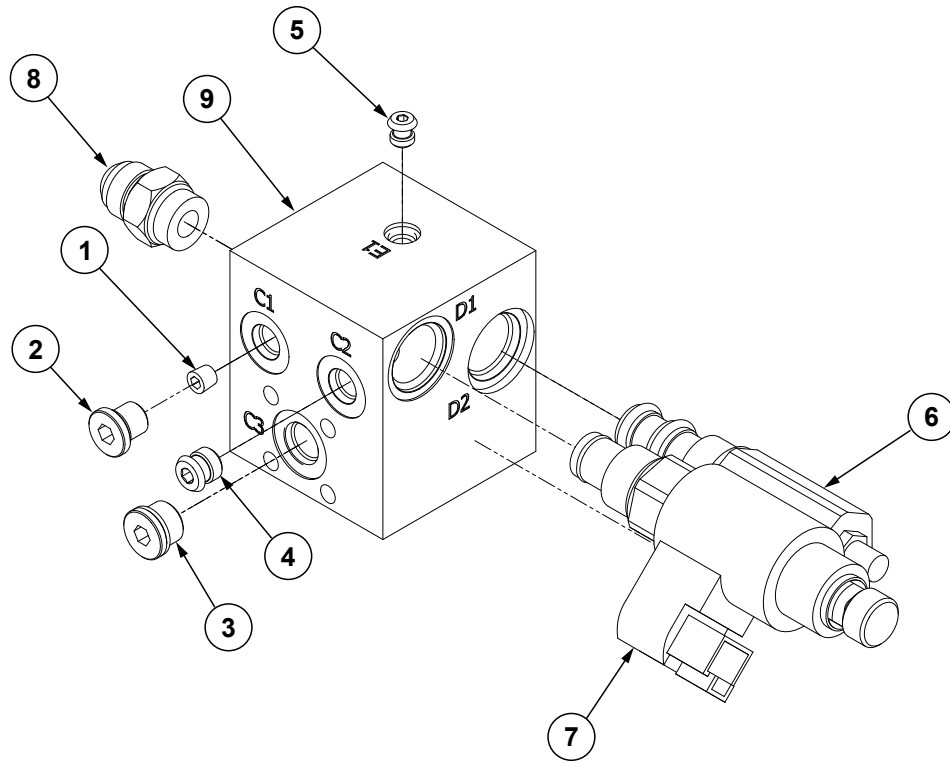
ITEM	PART NO.	QTY.	DESCRIPTION
1	G10202501	1	Manifold Block
2	GR2312	2	Cartridge Filter Manifold
3	G6408-HHP-16	1	Hex Plug W/O-Ring, 1 <sup>5</sup> / <sub>16</sub> "-12
4	G6802-04	1	45° Adjustable Elbow, 7 <sup>1</sup> / <sub>16</sub> "-20 x 7 <sup>1</sup> / <sub>16</sub> "-20 O-Ring
5	G6408-H08-0	1	Hex Socket Head Plug W/O-Ring, 3 <sup>4</sup> / <sub>4</sub> "-16
6	G6408-H10-0	2	Hex Socket Head Plug W/O-Ring, 7 <sup>8</sup> / <sub>8</sub> "-14 O-Ring
7	G6801-08	1	Elbow W/O-Ring, 90°, 3 <sup>4</sup> / <sub>4</sub> "-16 Male JIC To O-Ring
8	G6801-16	1	Elbow W/O-Ring, 90°, 1 <sup>5</sup> / <sub>16</sub> "-12 Female JIC To O-Ring
	GR1786	-	O-Ring
9	G10086601	3	3-Way Cartridge, SV08-30
10	G10086901	3	Coil, 12V
11	G6408-H02-0	2	Hex Socket O-Ring Plug, 5 <sup>1</sup> / <sub>16</sub> "-24
12	G6408-H06-O	1	Hex Socket Head Plug W/O-Ring, 9 <sup>1</sup> / <sub>16</sub> "-18 O-Ring
	GR1045	-	O-Ring
13	G6802-12-16	2	45° Adjustable Elbow, 1 <sup>1</sup> / <sub>16</sub> "-12 x 1 <sup>1</sup> / <sub>16</sub> "-12 O-Ring
14	G6802-08-12	2	45° Adjustable Elbow W/O-Ring, 3 <sup>4</sup> / <sub>4</sub> "-16 x 1 <sup>1</sup> / <sub>16</sub> "-12
15	G10925501	1	Pressure Relief Valve, 3000 PSI
16	G10088001	1	Cartridge Filter, SAE 8
17	G10087001	1	Temperature Sensor, 100°
18	G10604301	2	Orifice Plug
19	G6801-06	2	Elbow W/O-Ring, 90°, 9 <sup>1</sup> / <sub>16</sub> "-18 Male JIC To O-Ring
20	G6408-H04-0	2	Hex Socket Head Plug, 7 <sup>1</sup> / <sub>16</sub> "-20
21	G6400-L-16	1	Long Adapter, 1 <sup>5</sup> / <sub>16</sub> "-12 JIC, 1 <sup>5</sup> / <sub>16</sub> "-12 O-Ring
22	G6500-16	1	90° Swivel Elbow, 1 <sup>5</sup> / <sub>16</sub> "-12
23	G6802-10	2	Elbow W/O-Ring, 45°, 7 <sup>8</sup> / <sub>8</sub> "-14 x 7 <sup>8</sup> / <sub>8</sub> "-14
24	G6802-08	1	Elbow W/O-Ring, 45°, 3 <sup>4</sup> / <sub>4</sub> "-16 Male JIC To O-Ring
	GR1037	-	O-Ring
25	G6502-08	1	Swivel Elbow, 45°, 3 <sup>4</sup> / <sub>4</sub> "-16 Male JIC To Female
26	G2406-12-10	2	Reducer, 1 <sup>1</sup> / <sub>16</sub> "-12 JIC x 7 <sup>8</sup> / <sub>8</sub> "-14
27	G6410-16-06	1	Adapter, 1 <sup>5</sup> / <sub>16</sub> " x 9 <sup>1</sup> / <sub>16</sub> "-18
28	G6815-06-06	1	90° Adjustable Elbow
29	GA25254	1	Check Valve
30	GD35251	1	Check Valve Cap
31	G6410-08-06	1	Adapter, 3 <sup>4</sup> / <sub>4</sub> "-16 x 9 <sup>1</sup> / <sub>16</sub> "-18
32	G10780301	1	Pressure Sensor, 0-250

(10336101)



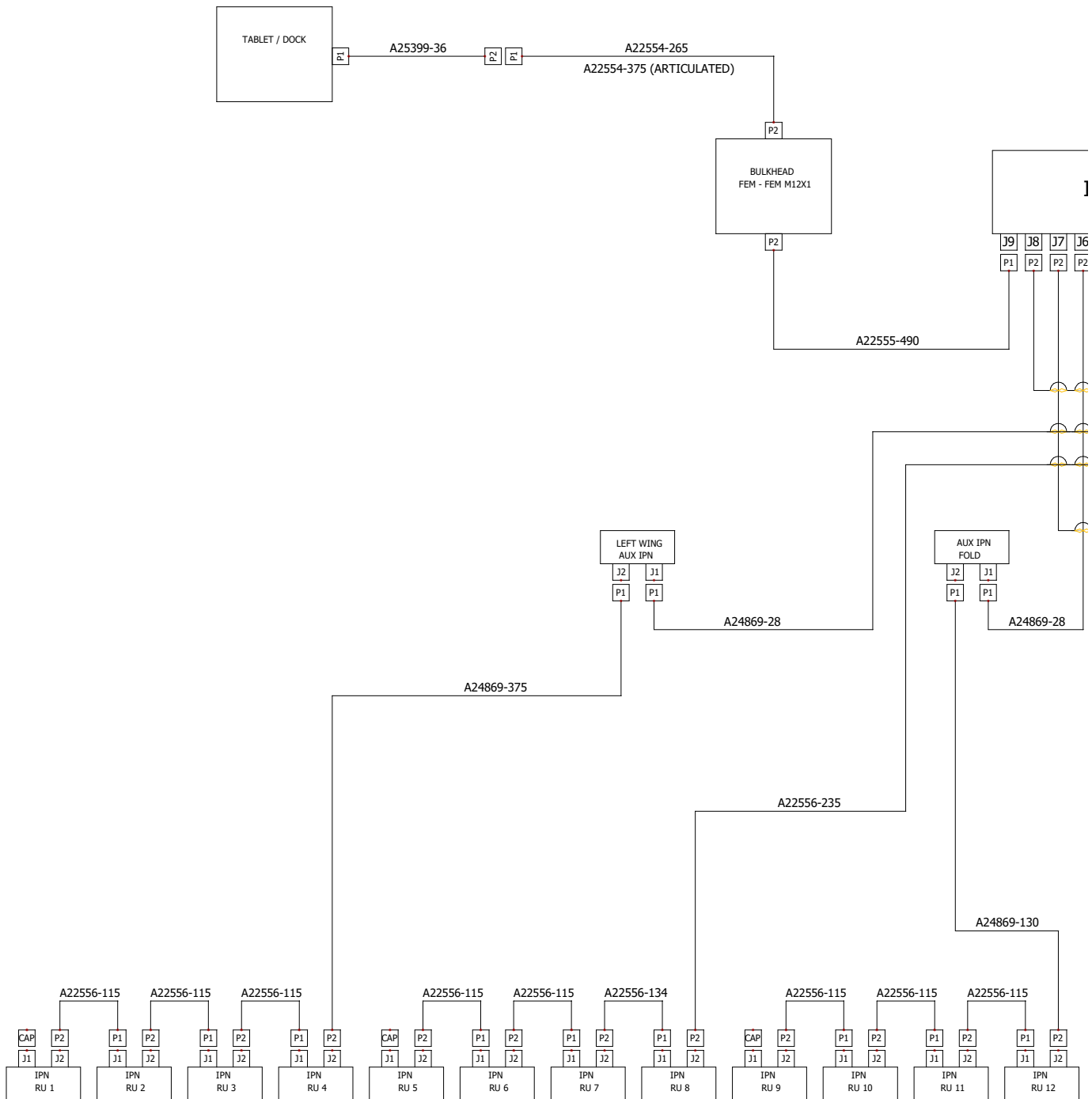
ITEM	PART NO.	QTY.	DESCRIPTION
1	G6403-NWO-08	1	Adjustable Union W/O-Ring, 3/4"-16
2	G10087601	1	Hydraulic Manifold Block
3	G10098201	1	Temperature Sensor
4	G6804-06 GR1037	1 -	Adjustable Tee, 1/16"-18 Male JIC To 3/4"-16 O-Ring O-Ring
5	G6802-06-06	1	45° Elbow, 1/16"-18 x 1/16"-18 W/O-Ring

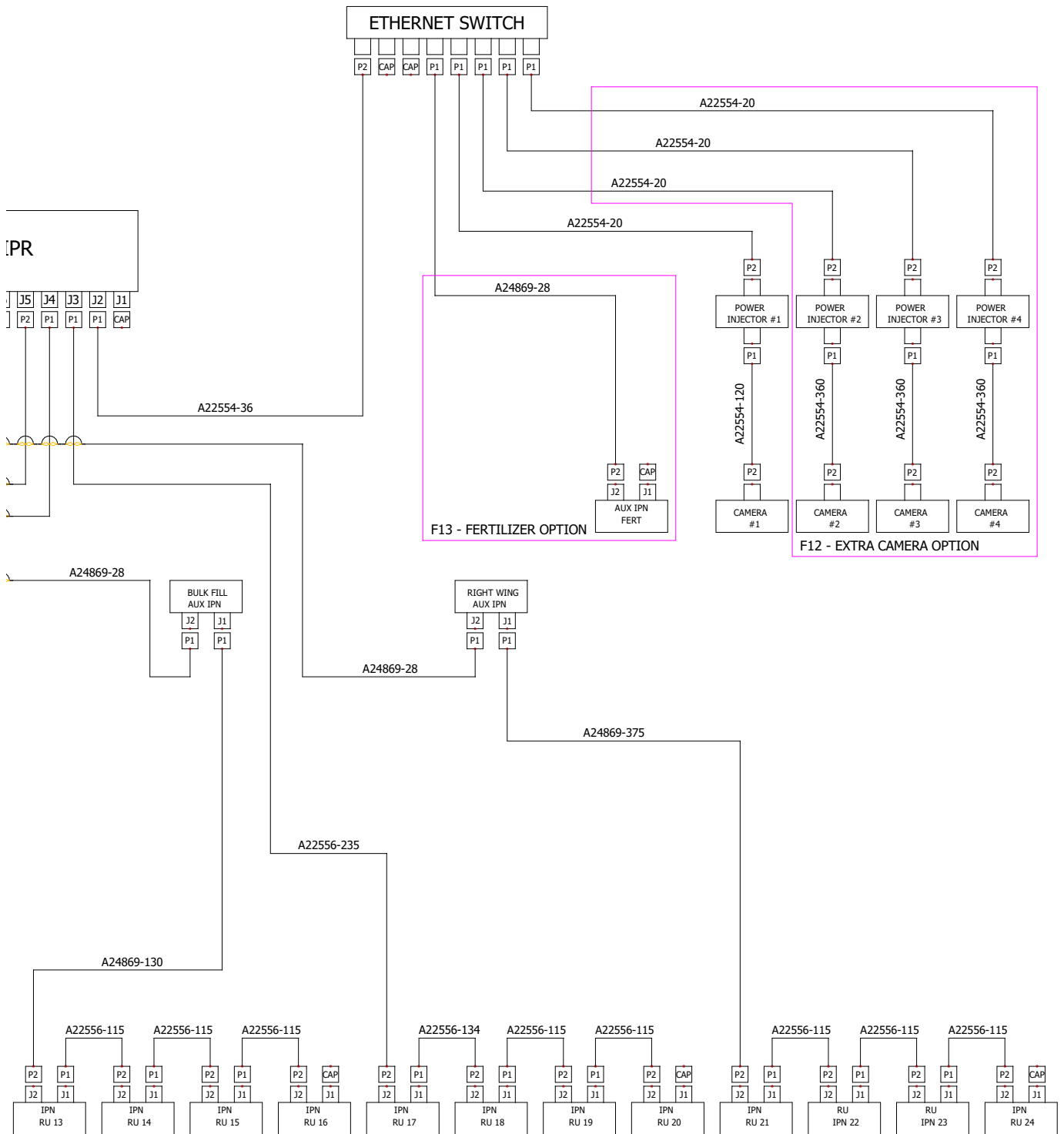
(101860)



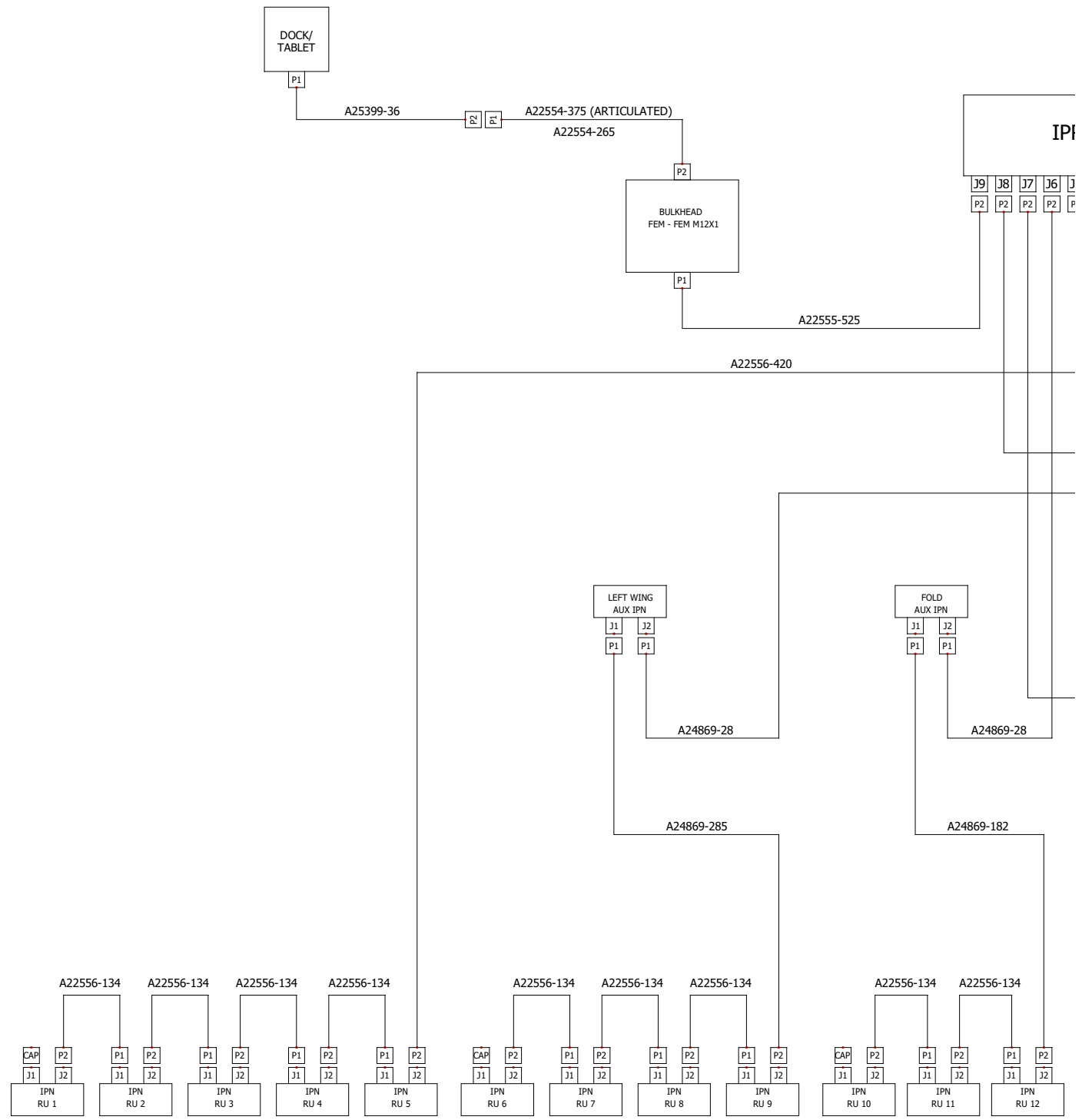
ITEM	PART NO.	QTY.	DESCRIPTION
1	GD29324	1	Flow Restrictor Orifice, .020" Diameter
2	G6408-H04-0	1	Hex Socket Head Plug, 7/16"-20
3	G6408-H06-O	1	Hex Socket Head O-Ring Plug, 9/16"-18
4	GD29321	1	Plug
5	GD29318	1	Plug
6	G10019401	1	Fan Control Cartridge
7	G10306201	1	Hydraulic Fan Block Coil
8	G6400-08 GR1037	1 -	Connector W/O-Ring, 3/4"-16 Male JIC To O-Ring O-Ring
9	G10169601	1	Fan Control Manifold
10	G6801-06-08 GR1037	- -	Elbow W/O-Ring, 90°, 9/16"-18 Male JIC To 3/4"-16 O-Ring O-Ring

(108115)

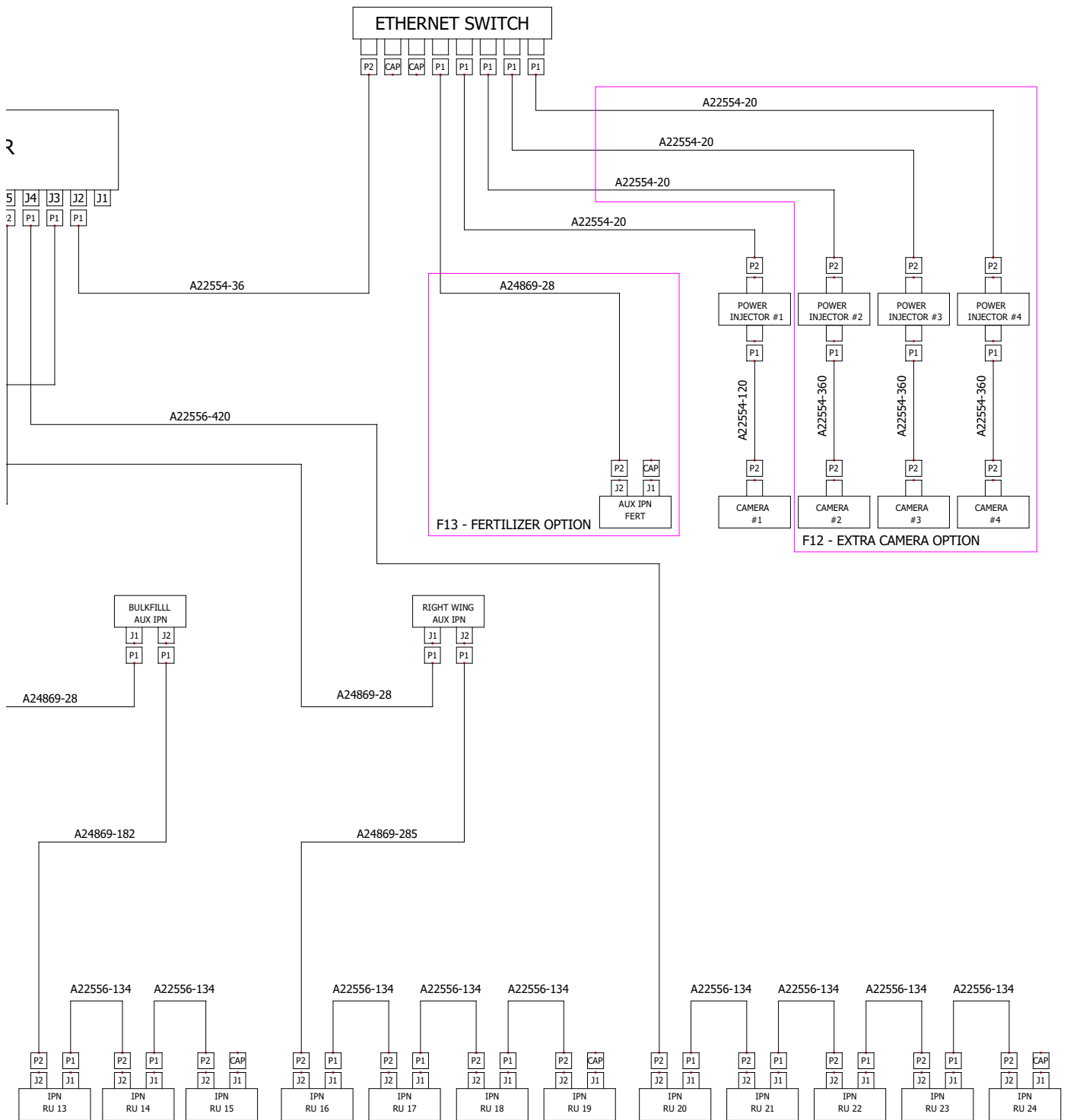


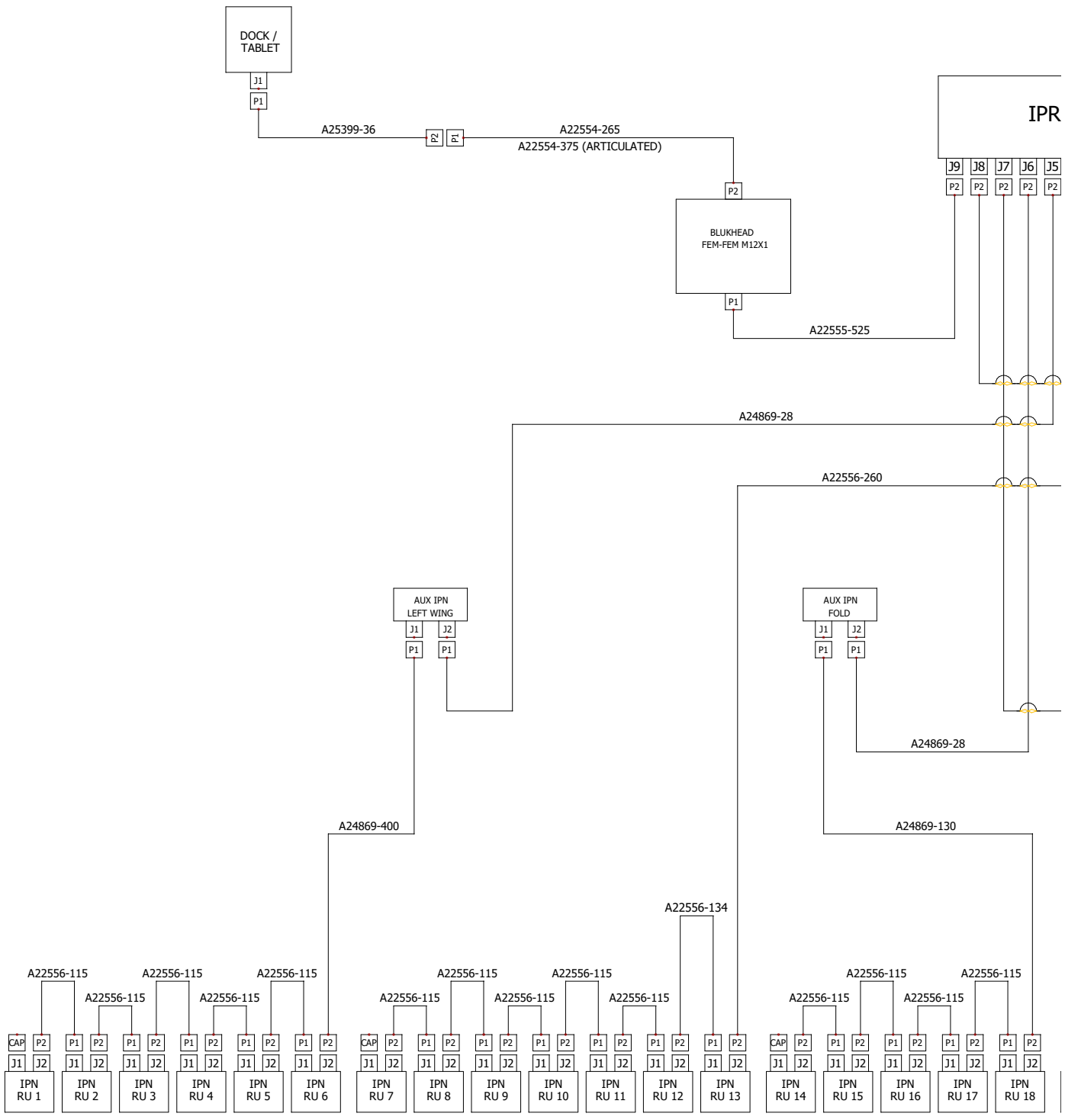


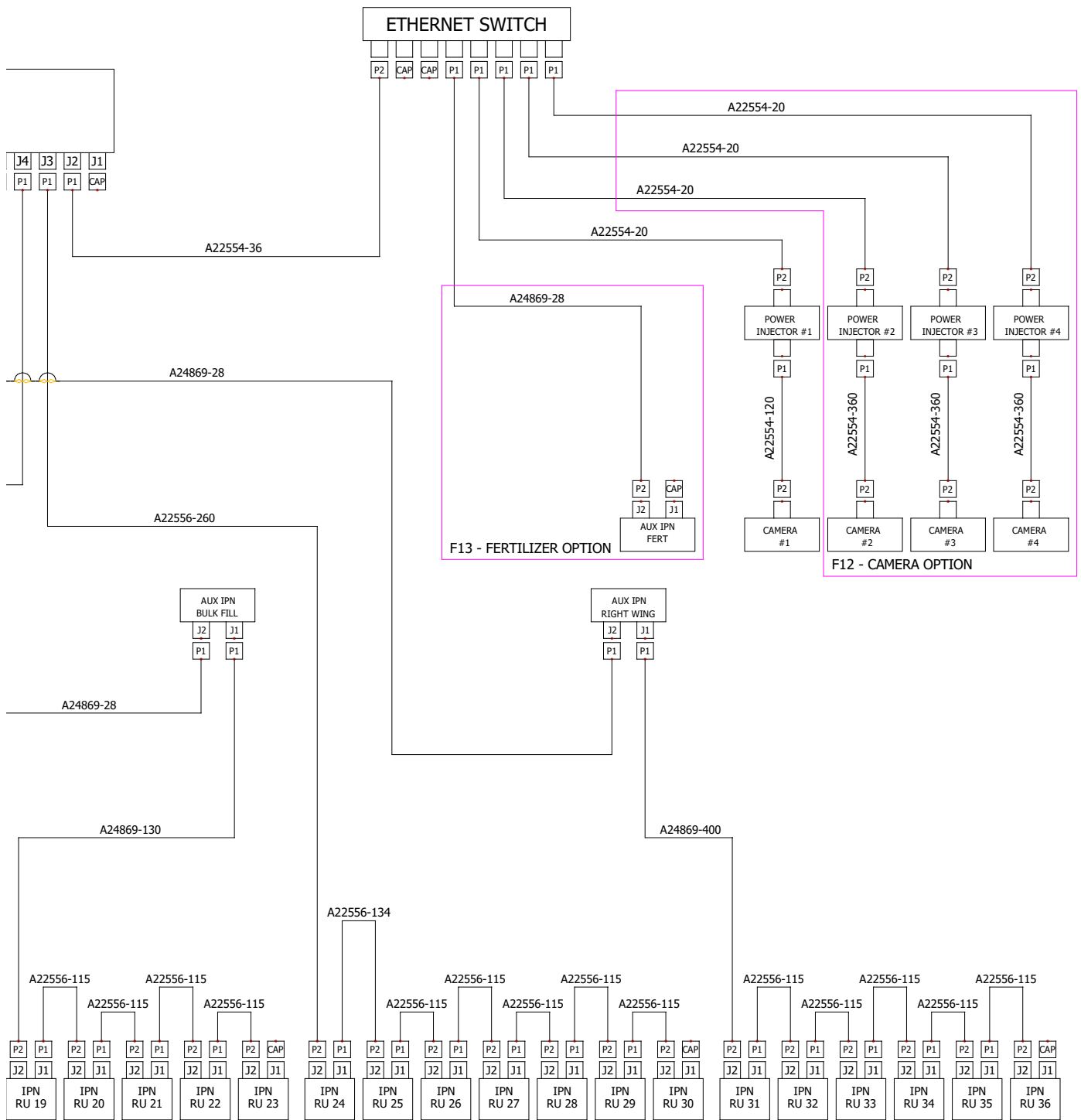
(108221)









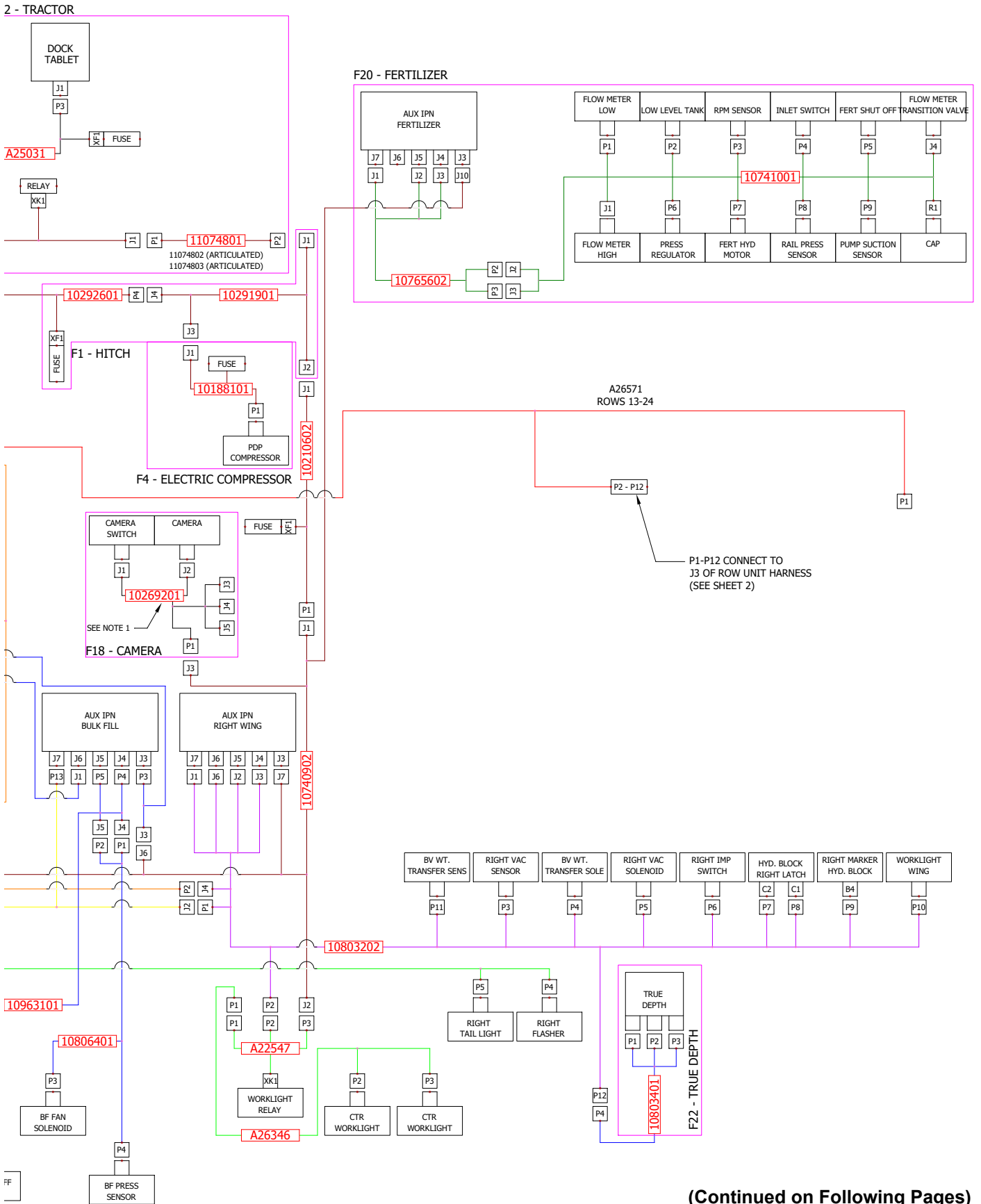




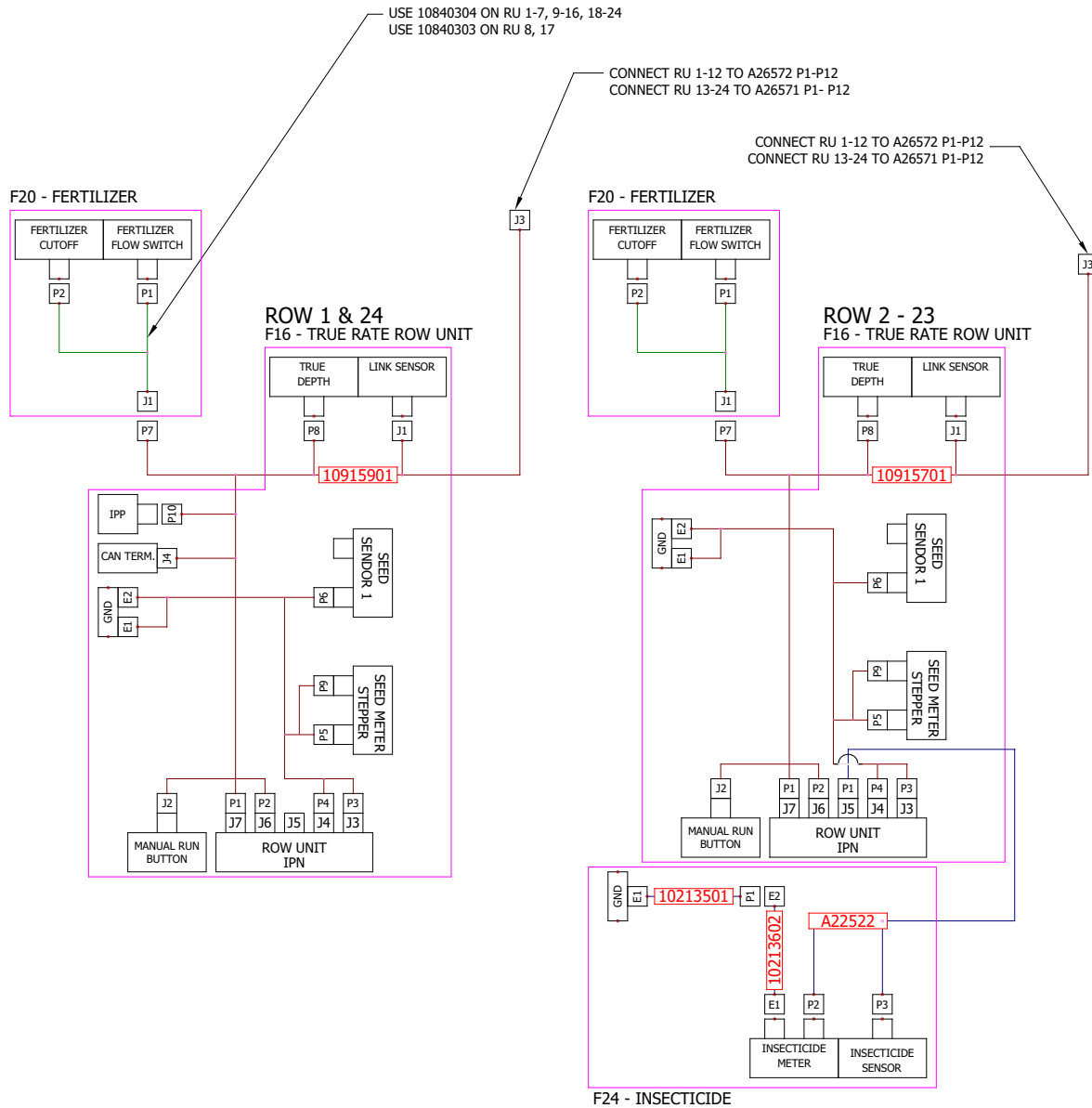
# Blue Drive Interconnect Schematic, 24 Row 20"

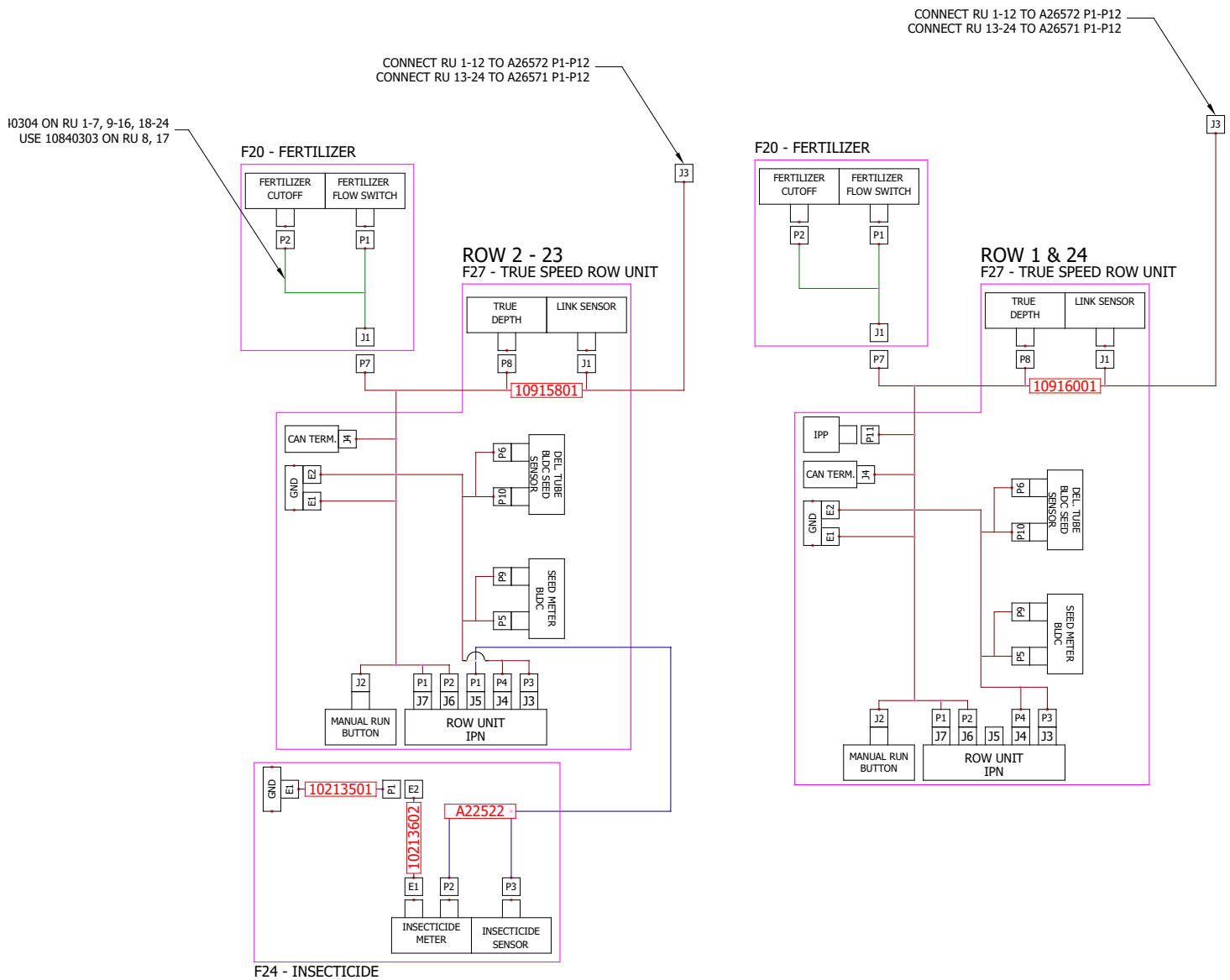
M0295-02

Model 5700

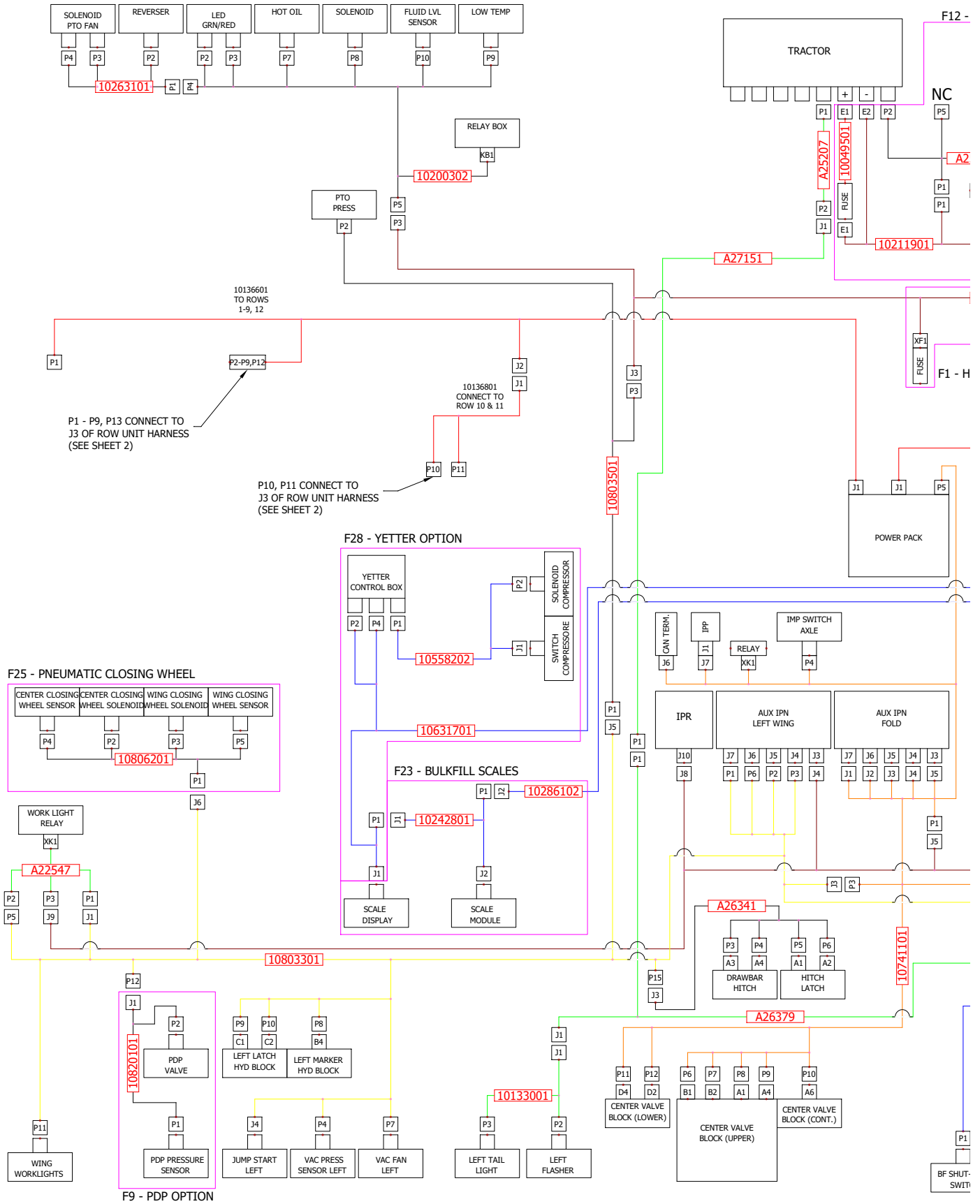


(Continued on Following Pages)



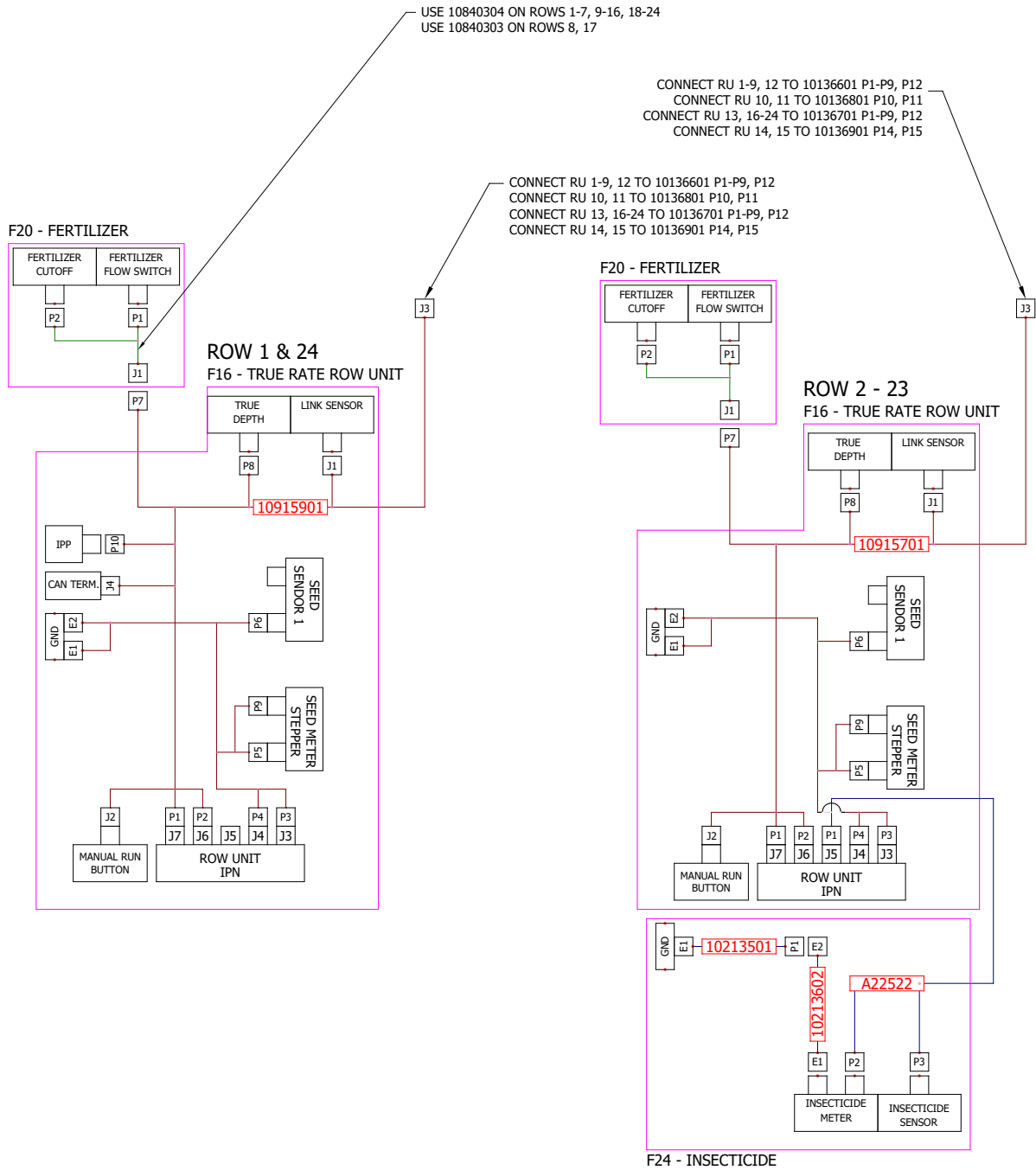


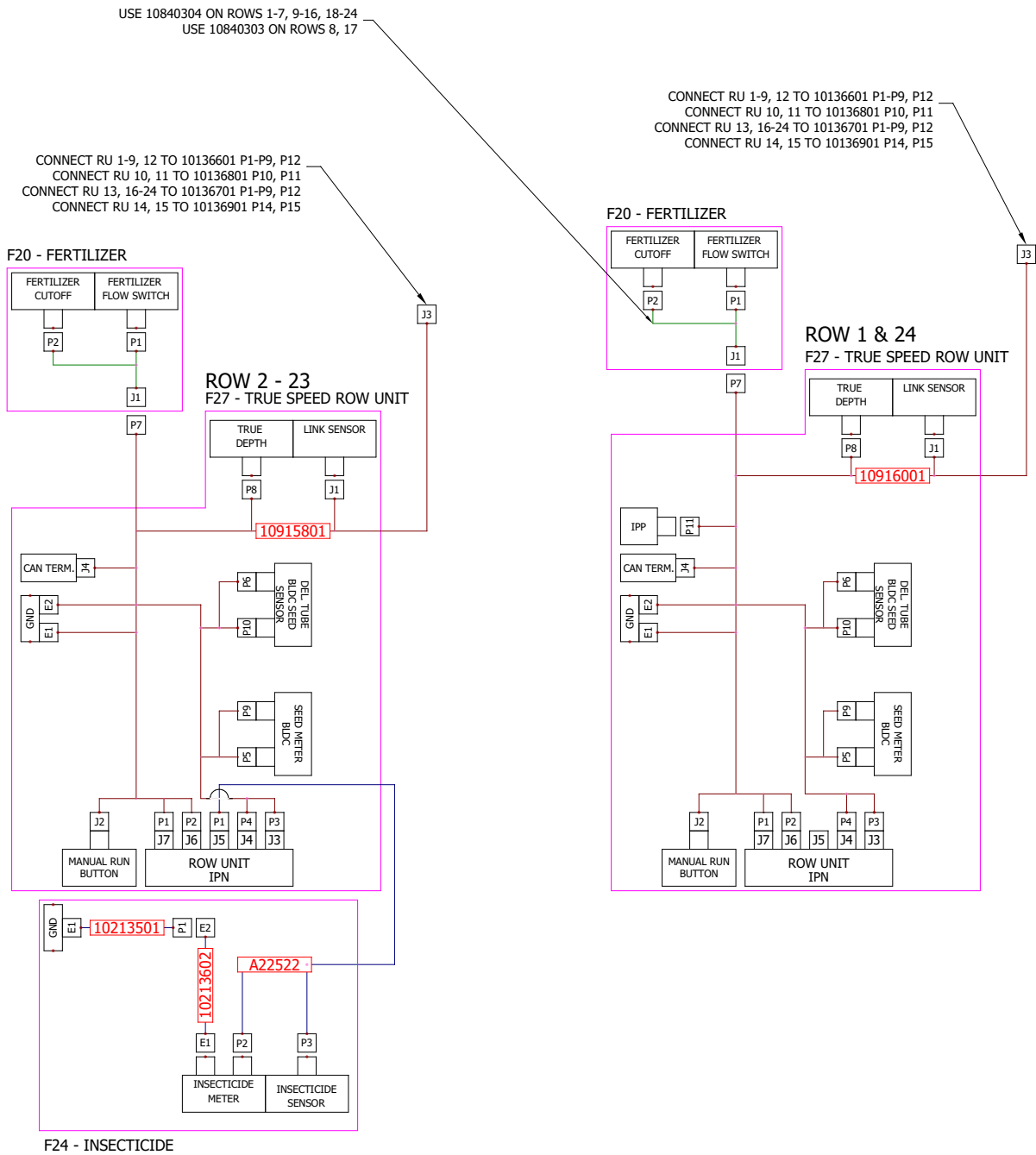
(108221)



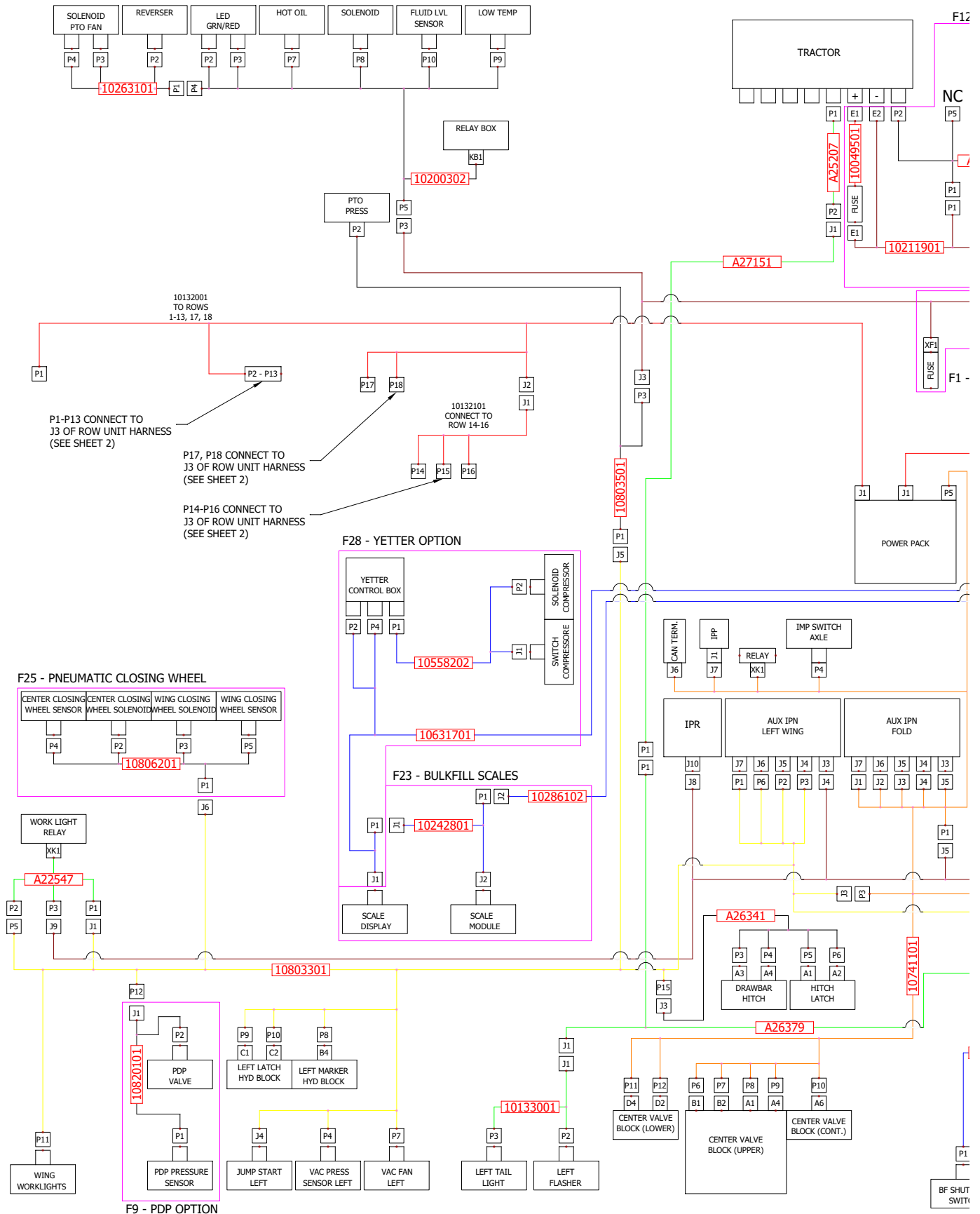


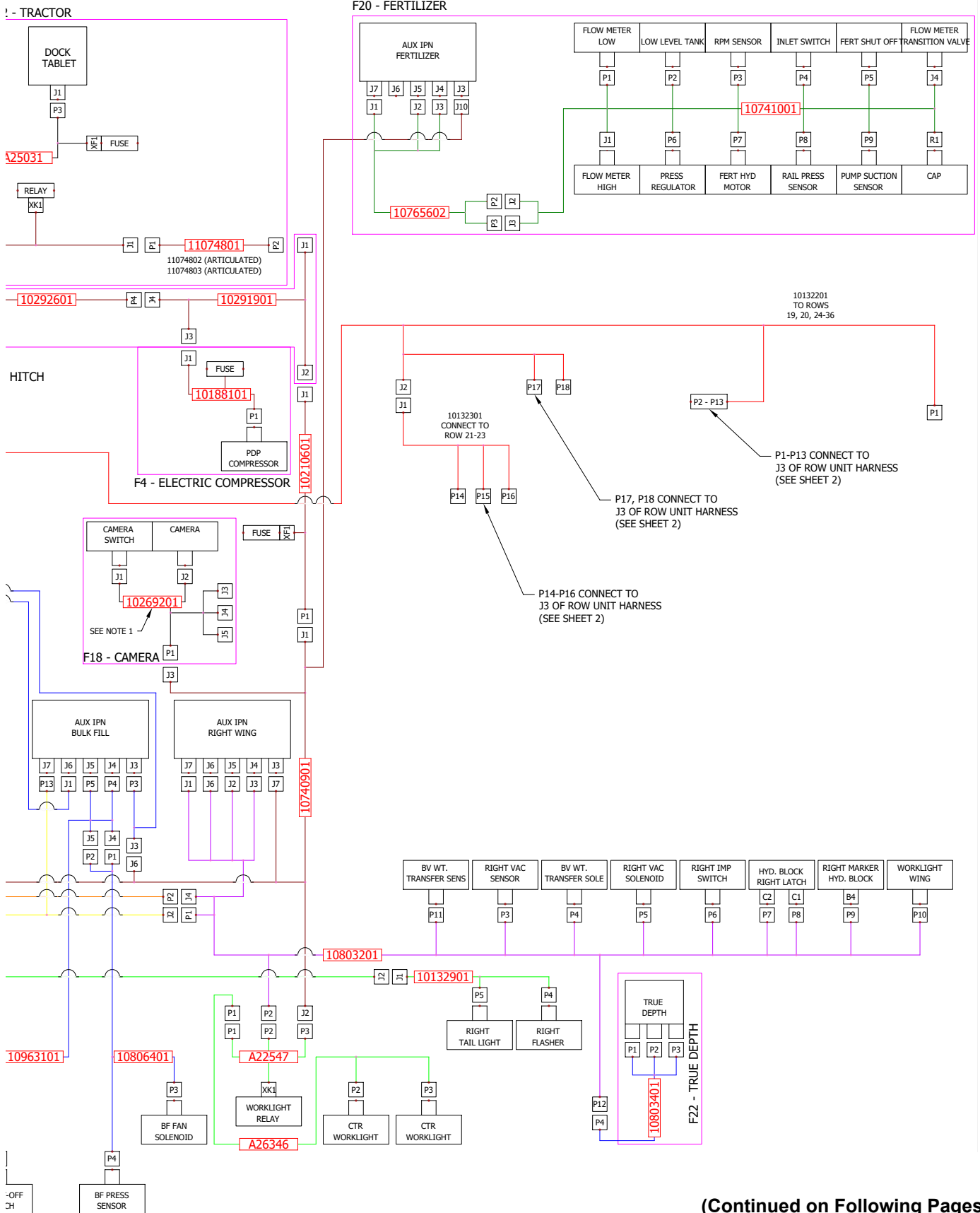




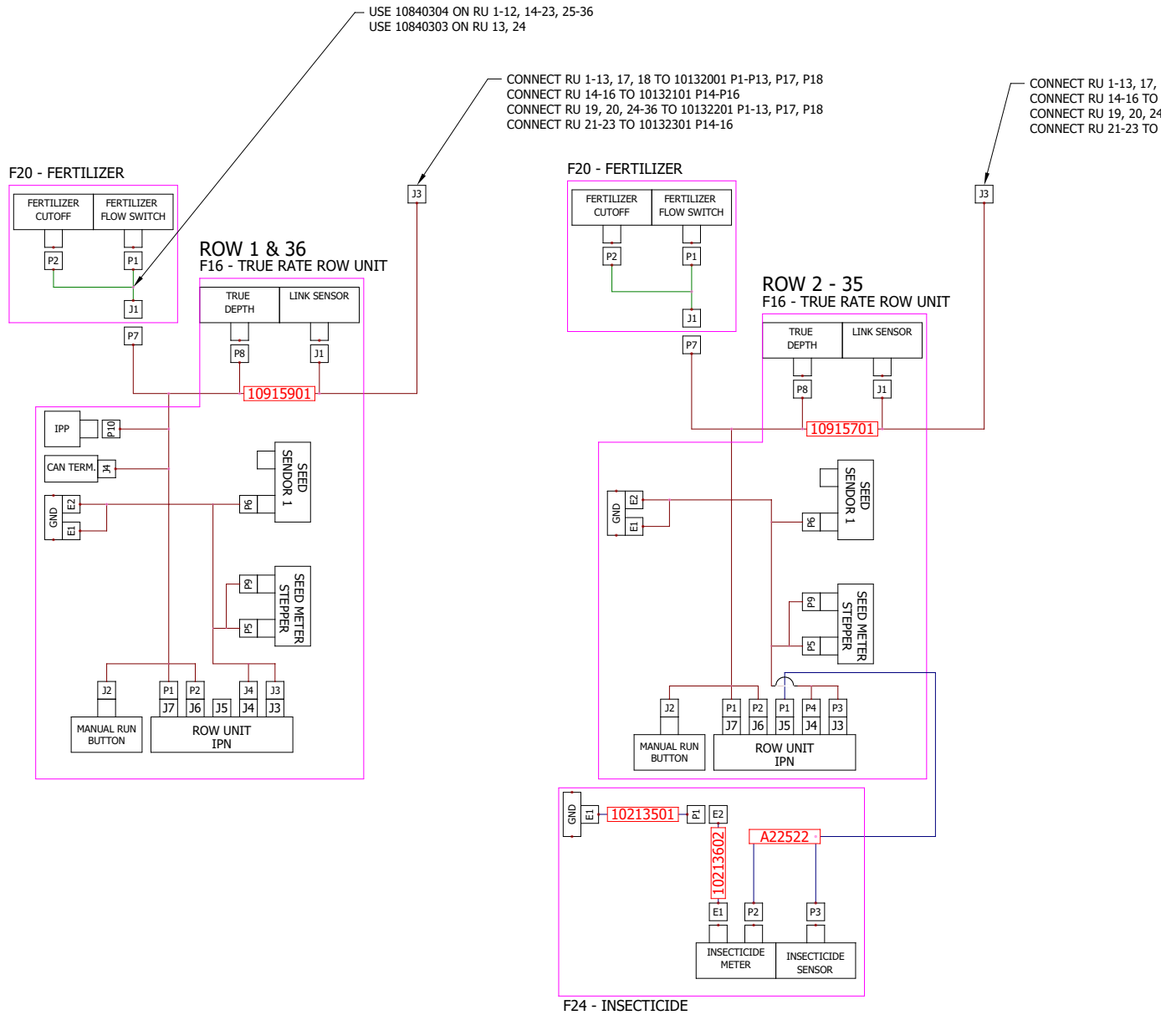


(108219)





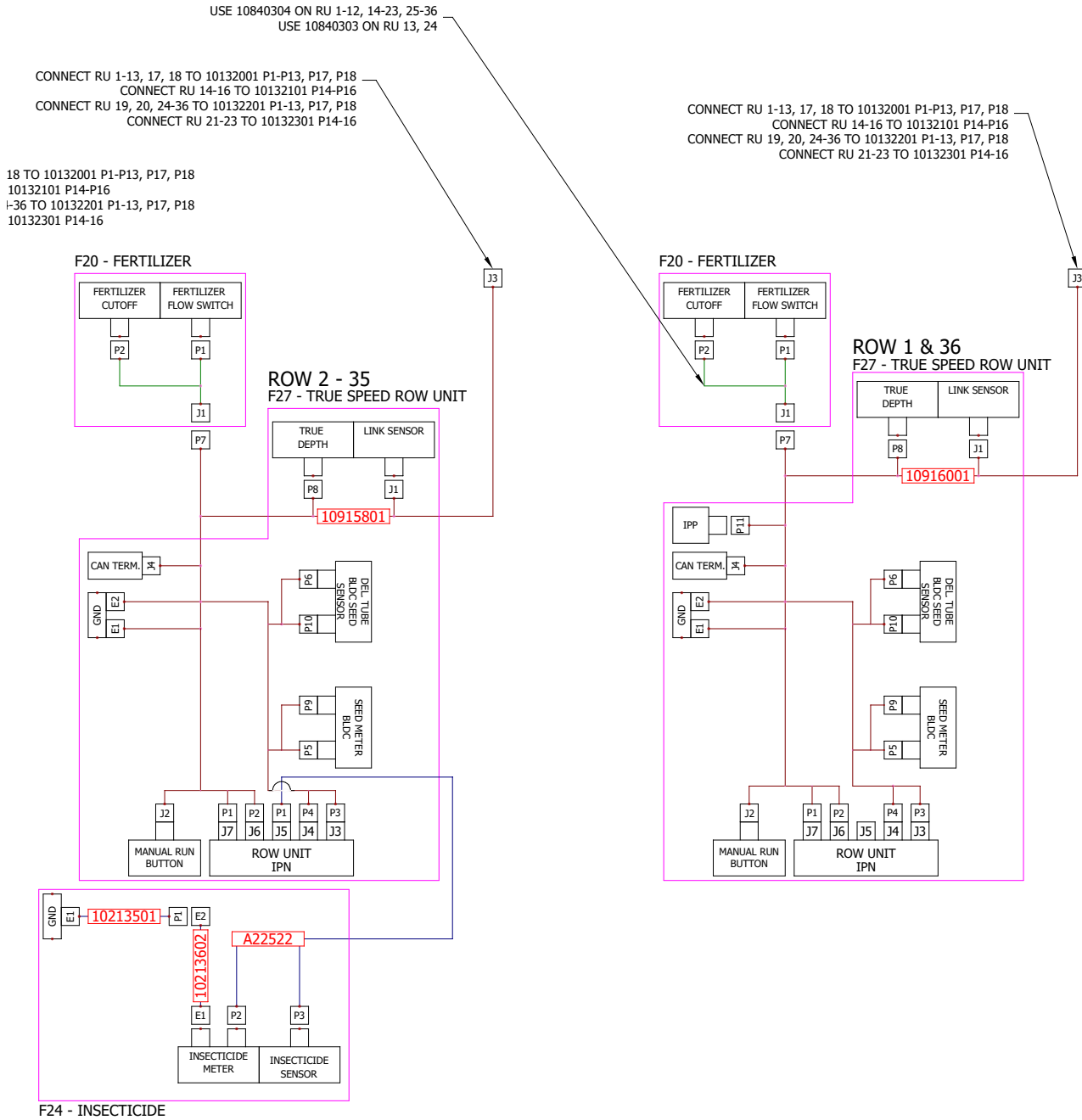
(Continued on Following Pages)

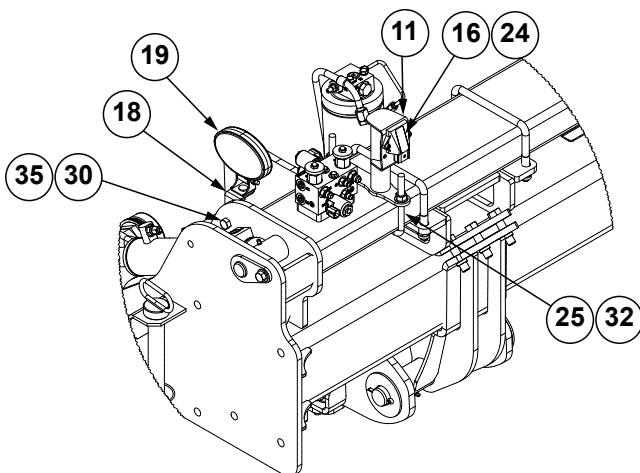
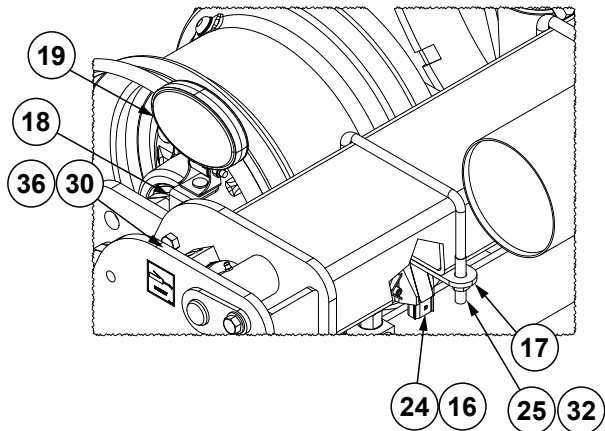
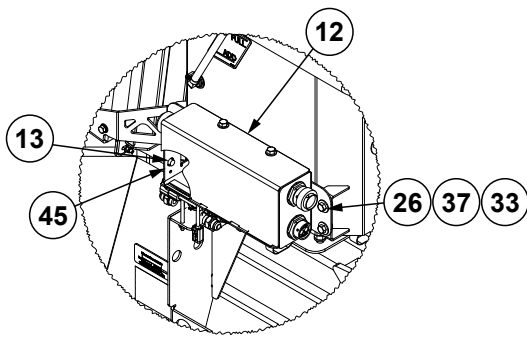
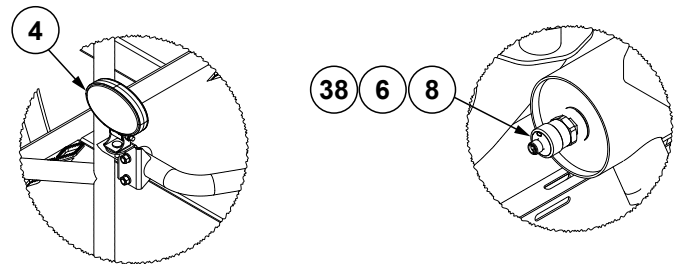
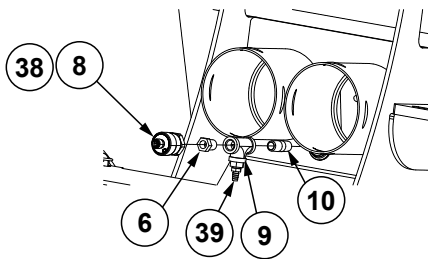
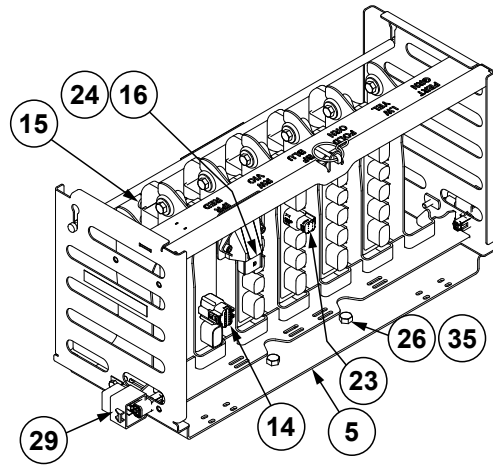
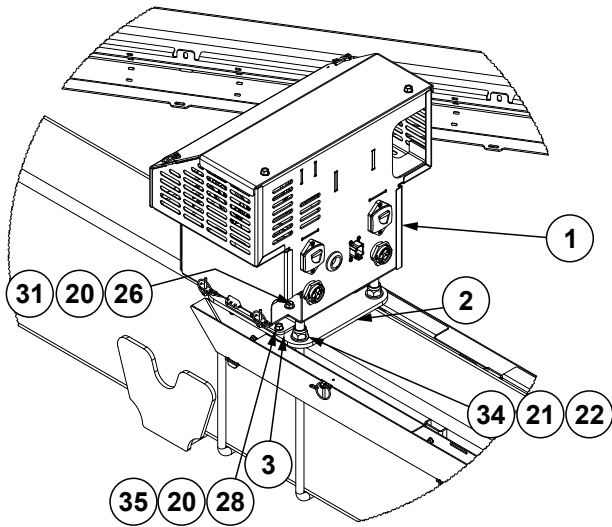


# Blue Drive Interconnect Schematic, 36 Row 20"

M0295-02

Model 5700

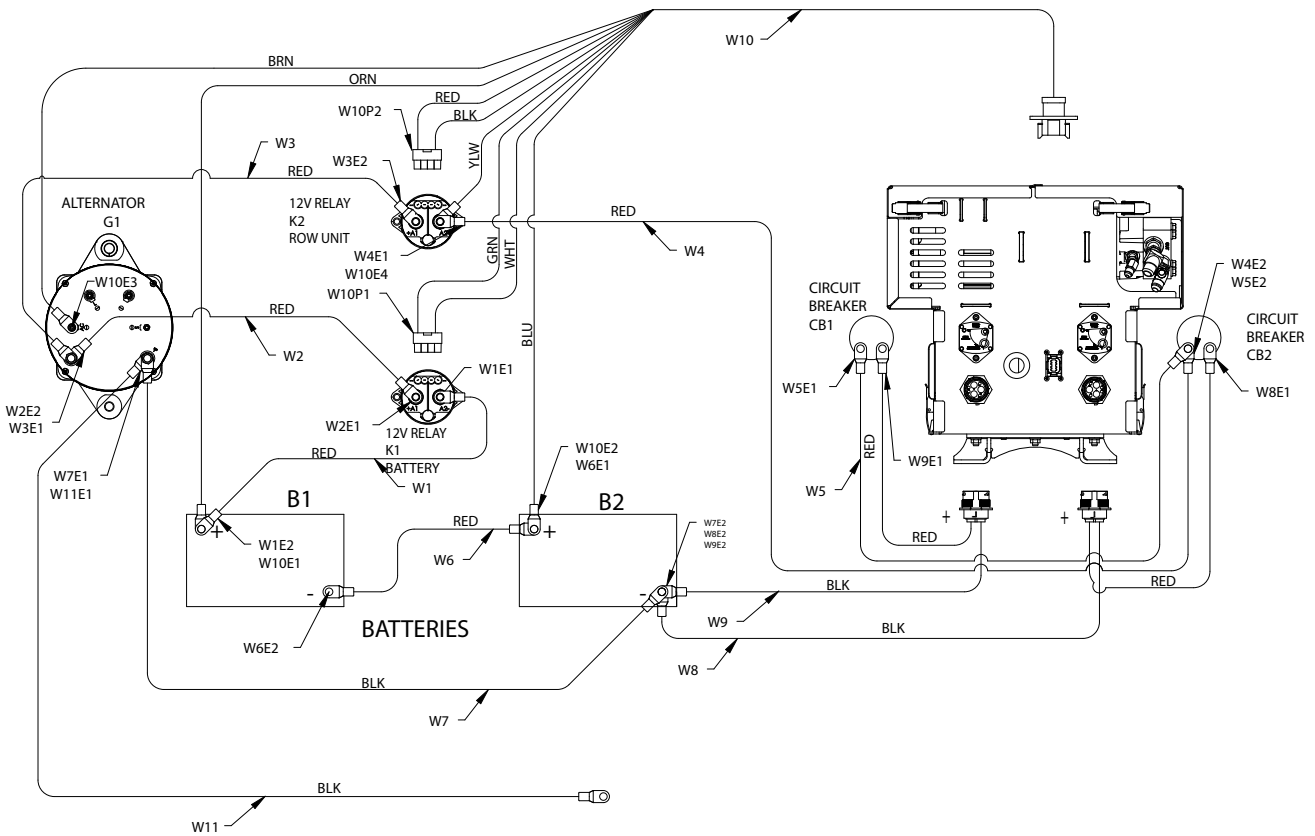
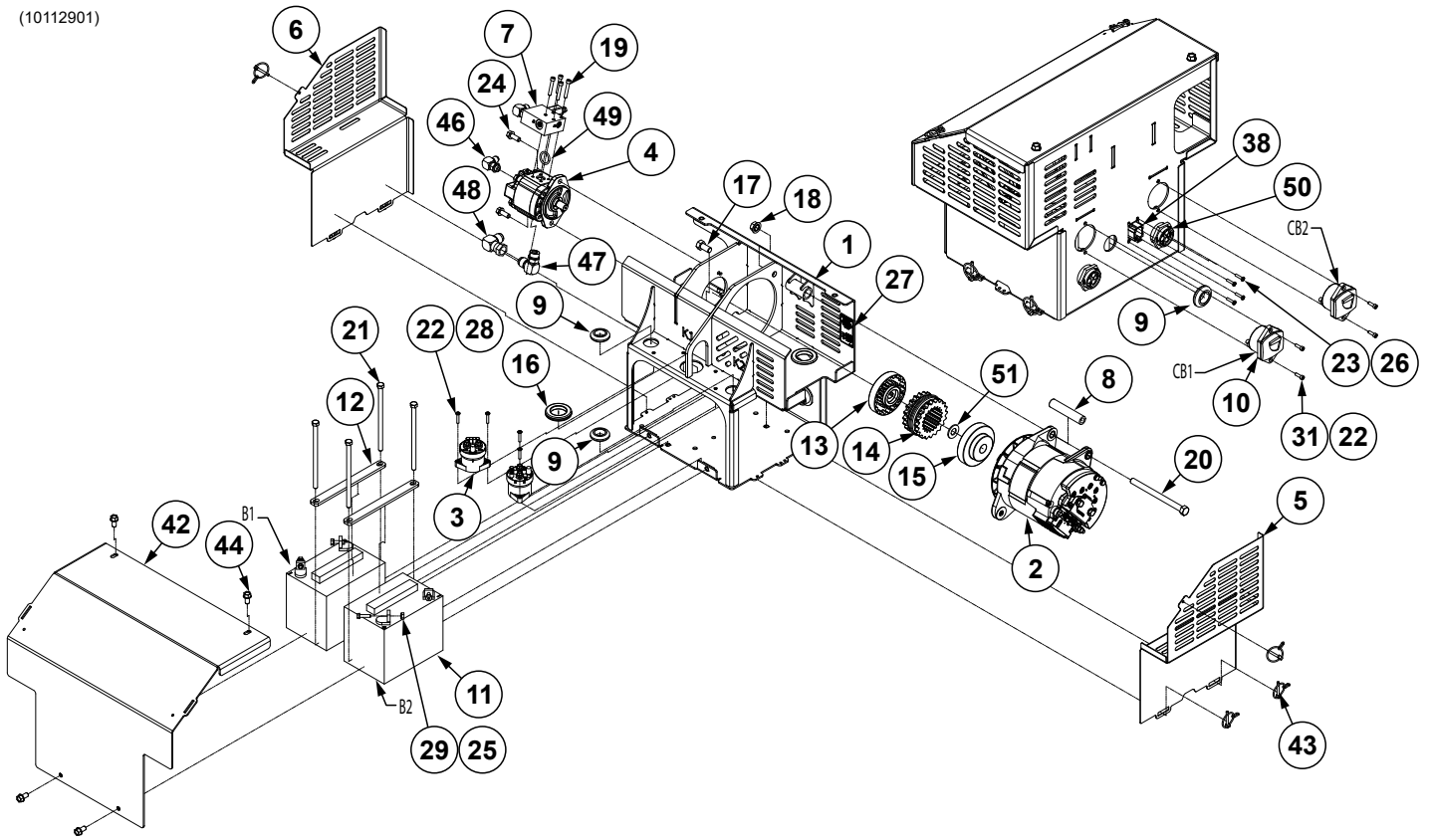






ITEM	PART NO.	QTY.	DESCRIPTION
1	----	1	<a href="#">See "Power Pack Assembly" on page P221</a>
2	GD27019	1	Power Pack Mount
3	GA26681	1	Base Mount
4	---	2	<a href="#">See "Auxiliary Work Lights" on page P231</a>
5	---	1	<a href="#">See "IPN Module Box Assembly" on page P224</a>
6	G10041501	3	1/4" to 1/8" Plastic Reducer
8	G10349601	3	Air Pressure/Vacuum Sensor
9	GD19237	1	Tee, 1/4" NPT
10	GD19238	1	Nipple, 1/4" NPT
11	G10938301	1	IPP Module Mount
12	---	1	<a href="#">See "BUS Box" on page P225</a>
13	GD35420	1	M12 Ethernet Cap W/Chain
14	GD35574	1	12-Pin Receptacle, 2 x 6 Cap, Key B W/CPA
15	GD30726	8	Socket Dust Cover, M12
16	GA21687	3	IPP Module Assembly
17	GA25976	2	IPP Wing Mount
18	GD35423	2	Work Light Mount
19	GA18486	2	Work Light Assembly
20	G11387	10	Flat Washer, 3/8" SAE
21	G11392	4	Flat Washer, 3/4" SAE
22	GD25499	2	U-Bolt, 8" x 16" x 3/4"-10
23	GD35837	1	Sealed Plug, MX150, 2 x 3, Key A W/CPA
24	G10260	6	Hex Socket Head Cap Screw, 1/4"-20 x 1/2"
25	GD11132	2	U-Bolt, 4" x 7" x 1/2"-13
26	G10001	10	Hex Head Cap Screw, 3/8"-16 x 1"
27	---	---	---
28	G11204	4	Hex Serrated Flange Cap Screw, 3/8"-16 x 1 1/4", Grade 5
29	G10023	2	Hex Head Cap Screw, 1/4"-20 x 3/4"
30	G10037	2	Hex Head Cap Screw, 1/2"-13 x 1 1/4"
31	G10622	6	Serrated Flange Nut, 3/8"-16
32	G10071	4	Serrated Flange Nut, 1/2"-13
33	G11901	4	Non-Serrated Flange Nut, 3/8"-16, Grade 5
34	G10112	4	Lock Nut, 3/4"-10
35	G10108	6	Lock Nut, 3/8"-16
36	G10111	2	Lock Nut, 1/2"-13
37	G10210	2	Washer, 3/8" USS
38	G10745201	3	Gas Discharge Adapter Cable
39	GR1777	1	Hose Barb, 1/8" Male NPT To 3/16" Barb

(10112901)



# Power Pack Assembly

M0295-02

Model 5700

COMPONENT HOOKUP CHART							
ITEMS	REF DES	FROM	USED W/ ITEM	TO	USED W/ ITEM	COLOR	FUNCTION
32	W1	B1+	E2	K1A2-	E1	RED	PWR
45	W2	K1A1+	E1	GB1+	E2	RED	PWR
40	W3	GB1+	E1	K2A1+	E2	RED	PWR
33	W4	K2A2-	E1	CB2LINE	E2	RED	PWR
34	W5	CB1LINE	E1	CB2LINE	E2	BLK	PWR
41	W6	B2+	E1	B1-	E2	RED	PWR
35	W7	B2-	E2	GB2-	E1	BLK	GND
37	W8	PAN	J1	CB2LOAD	E1	RED	PWR
				B2-	E2	BLK	GND
36	W9	PAN	J1	CB1LOAD	E1	RED	PWR
				B2-	E2	BLK	GND
38	W10	PAN	J1	K2	P2	RED-BLK	RU PWR RELAY (PWR&GND)
				AC	E3	BRN	ALTERNATOR SENSE FREQ
				K2A2-	E4	YLW	RU PWR FEEDBACK
				K1	P1	GRN-WHT	BATTERY PACK RELAY (PWR&GND)
				B1+	E2	BLU	BATTERY #2 VOLTAGE MONITOR
				B2+	E1	ORN	BATTERY #1 VOLTAGE MONITOR
39	W11	GB2-	E2	NC	E1	BLK	PLANTER GROUND

ITEM	PART NO.	QTY.	DESCRIPTION
1	G10416001	1	Battery Box
2	*A26673	1	Alternator, Style A (Manufactured by Dixie)
	**GA19301	-	Alternator, Style B (Manufactured by Prestolite)
3	G10584701	2	Contactora
4	G10169501	1	Hydraulic Motor
	GR2382		Seal Kit
5	GD36822	1	Battery Box Vent
6	GD36821	1	Battery Box Vent
7	---	1	<a href="#">See "Power Pack Hydraulic Motor Valve Block" on page P192</a>
8	G10318901	1	Sleeve, 3/4" x 3.85"
9	GD22200	3	Grommet, 1"
10	GD28354	2	Circuit Breaker, 100 Amp Panel Mount
11	GD28363	2	Battery, 12 Volt
12	G10114001	2	Battery Strap
13	GD36680	1	Half Coupler
14	GD36681	1	Sleeve W/Retaining Ring
15	GD36682	1	Half Coupler
16	GR2126	2	1 1/2" Push-In Grommet
17	G10014	1	Hex Head Cap Screw, 1/2"-13 x 1"
18	G10071	1	Serrated Flange Nut, 1/2"-13
19	G11418	4	Hex Socket Head Cap Screw, 1/4" x 1 1/2"
20	G10829	1	Hex Head Cap Screw, 1/2"-13 x 6 1/2"
21	G10954	4	Hex Head Cap Screw, 3/8"-16 x 7"
22	G10992	8	Serrated Flange Nut, No. 10-24
23	G11067	4	Phillips Pan Head Machine Screw, No. 8-32 x 3/4", Stainless Steel
24	G11124	2	Hex Serrated Flange Cap Screw, 3/8"-16 x 1"
25	G11409	4	Hex Serrated Flanged Cap Screw, 1/4"-20 x 1"
26	G11202	4	Lock Nut W/Nylon Insert, No. 8-32, Stainless Steel
27	---	1	<a href="#">See "Decals, Paint, and Miscellaneous" on page P295</a>

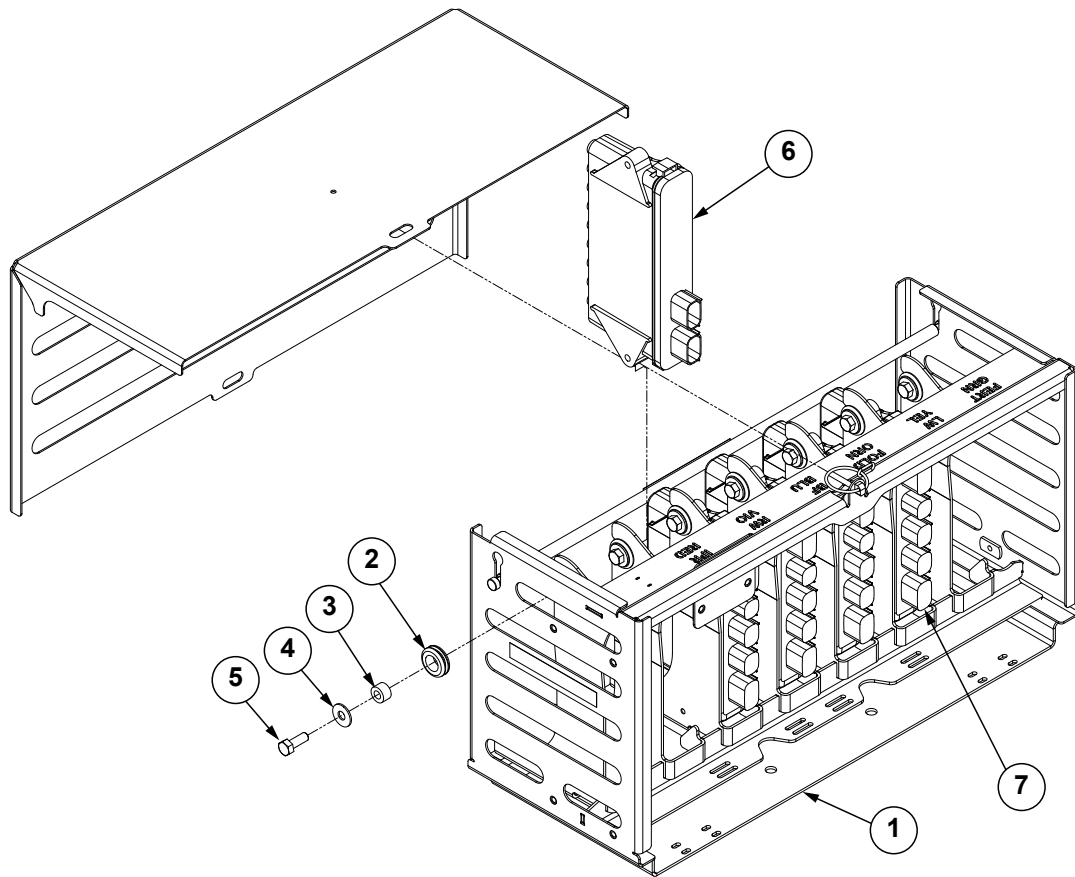
(Continued on following page.)

ITEM	PART NO.	QTY.	DESCRIPTION
28	G11472	4	Phillips Pan Head Machine Screw, No. 10-24 x 1"
29	G11528	4	Hex Nut W/External Tooth Washer, ¼"-20
30	---	---	---
31	G11588	4	Hex Socket Head Cap Screw, No. 10-24 x ⅝"
†32	GA26683	1	Red Cable, 4 Gauge x 15"
†33	GA26684	1	Red Cable, 4 Gauge x 28"
†34	GA26685	1	Red Cable, 4 Gauge x 19"
†35	GA26686 G10477201	1 -	Cable, 4 Gauge Black (¼" Ring - ⅝" Ring) x 12", Style A Cable, 4 Gauge Black (¼" Ring - ⅜" Ring) x 12", Style B
†36	GA26687	1	Row Unit Battery Box Harness, Power 1
†37	GA26688	1	Row Unit Battery Box Harness, Power 2
†38	G10600701	1	Compact Power Pack Sensor Harness
†39	G10179206 G10477101	1	Cable, 4 Gauge, Black (⅝" Ring - ⅜" Ring) x 54", Style A Cable, 4 Gauge, Black (⅜" Ring x ⅜" Ring) x 42", Style B
†40	GA25023	1	Cable, 4GA, ⅝" to ⅜"
†41	GA25993	1	Cable, 4GA x 14"
42	GD36820	1	Battery Box Cover
43	G10439801	6	Pin W/Chain
44	G11123	4	Hex Serrated Flange Cap Screw, ⅜"-16 x ¾"
†45	GA26926	1	Cable, 4GA Red/Cover x 32"
46	G6801-06 GR1045	1 -	Elbow W/O-Ring, 90°, ⅝"-18 Male JIC To O-Ring O-Ring
47	G6801-10 GR1466	1 -	Elbow W/O-Ring, 90°, ⅞"-14 Male JIC To O-Ring O-Ring
48	G6500-10	1	Swivel Elbow, 90°, ⅞"-14 Male JIC To Female
49	GD30262	1	O-Ring, No. 213
50	GD25007	-	Deutsch Cap, Size 24
51	G11391	1	Flat Washer, ⅝" SAE

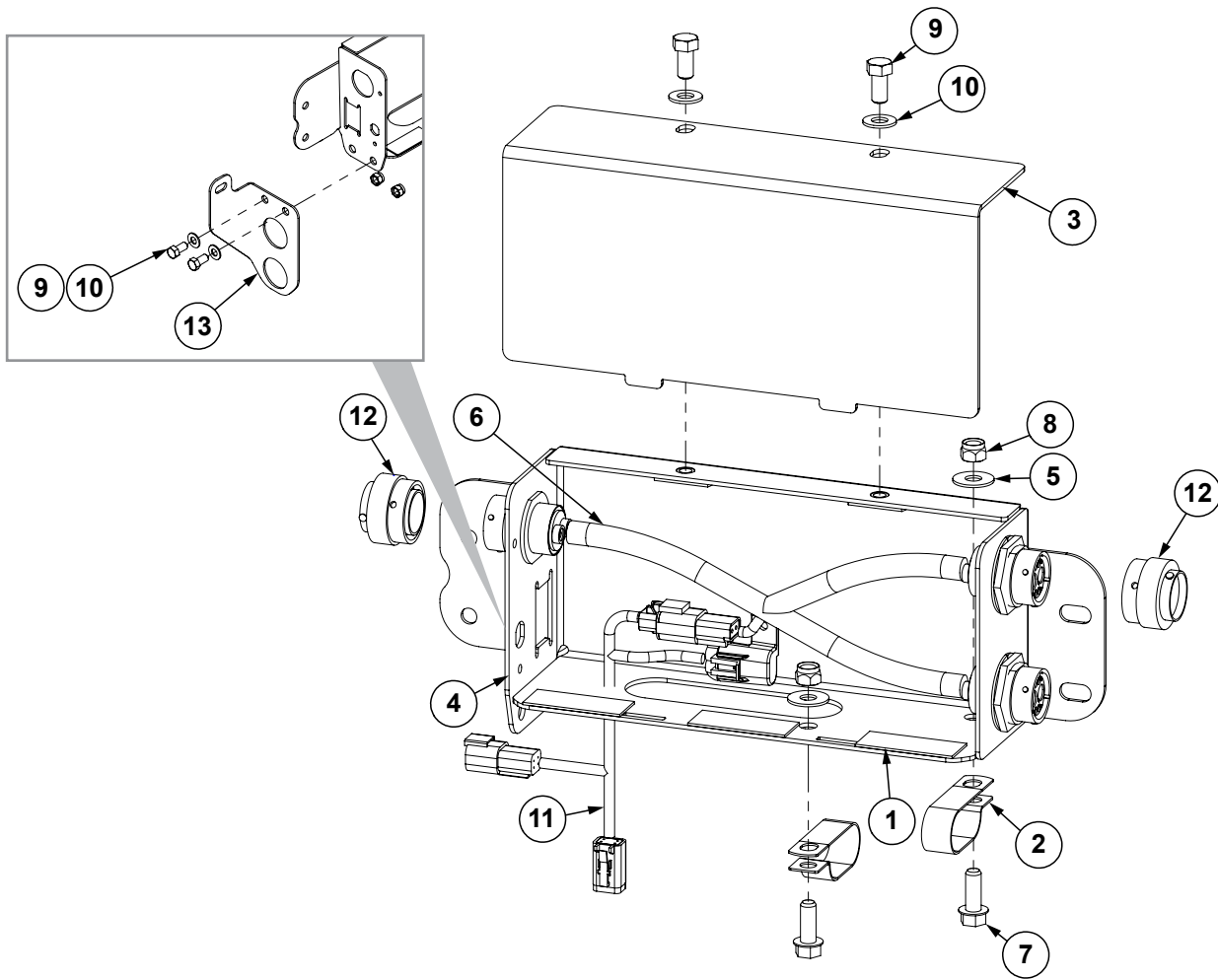
\*Must use Style A cables (See Items 35 and 39).

\*\*Must use Style B cables (See Items 35 and 39).

†Referenced in chart.

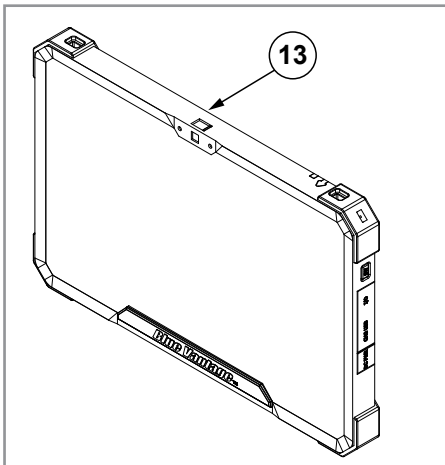
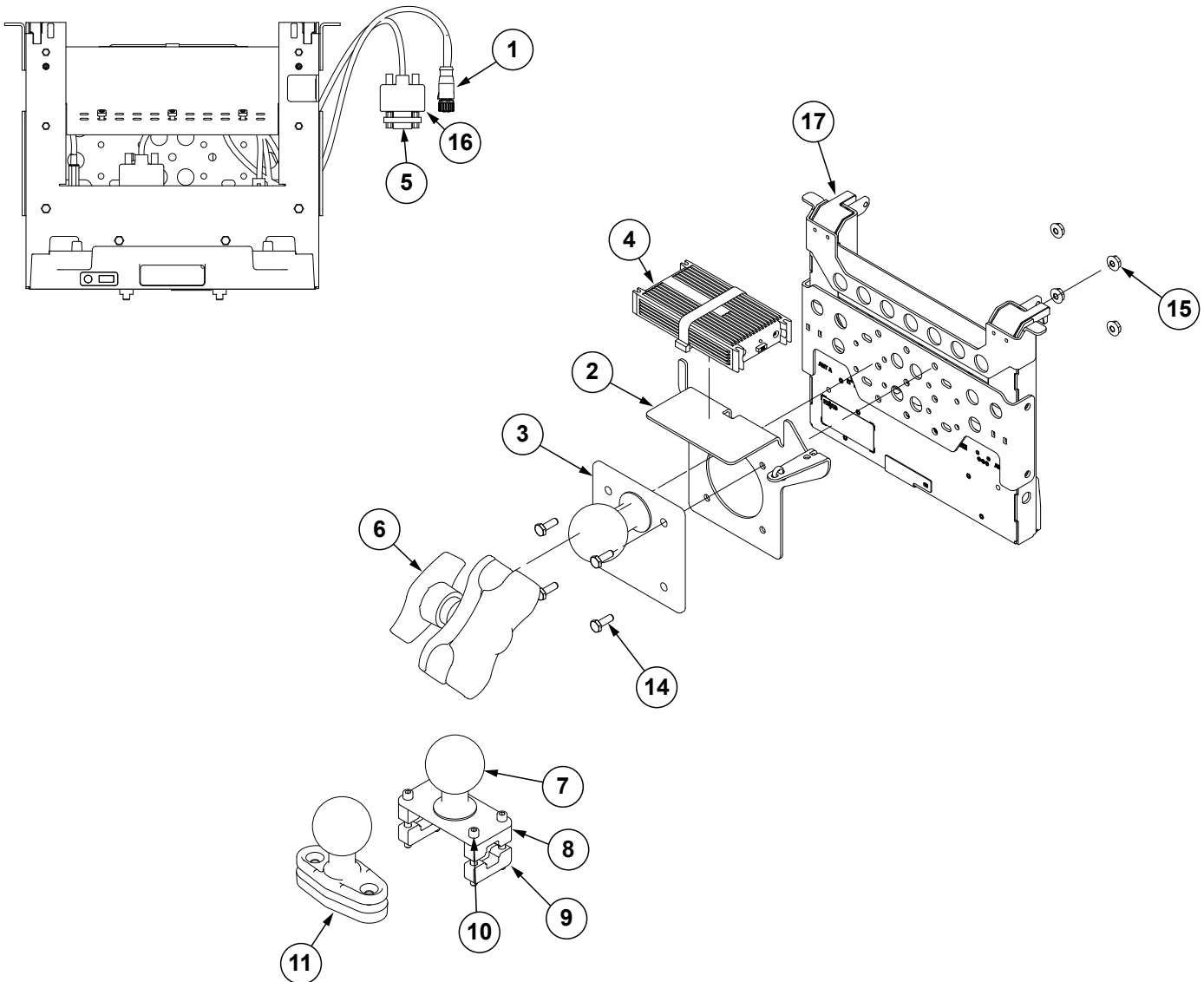


ITEM	PART NO.	QTY.	DESCRIPTION
1	G10763701	1	AUX Module Assembly
2	GD35868	7	Grommet
3	GD35872	7	Spacer
4	G10219	7	Washer, 5/16" USS
5	G10991	7	Hex Head Cap Screw, 5/16"-18 x 7/8"
6	GA25950	1	IPR Module Assembly
7	GA25949	4	IPN Module Assembly



ITEM	PART NO.	QTY.	DESCRIPTION
1	GD35921	3	Rubber Pad, 1/16"
2	GD35449	2	Double Tube Clamp, 1"
3	G10197301	1	BUS Box Cover
4	G10197701	1	BUS Box Base
5	G10210	2	Washer, 3/8" USS
6	G10291901	1	12V BUS Box Harness
7	G11124	2	Hex Serrated Flange Cap Screw, 3/8"-16 x 1"
8	G10108	2	Lock Nut, 3/8"-16
9	G10002	4	Hex Head Cap Screw, 3/8"-16 x 3/4"
10	G11387	4	Flat Washer, 3/8" SAE
11	G10292601	1	PTO System 12V Power Harness
12	GD32061	2	Dust Cap W/Chain, 18"
13	G10197201	1	BUS Box Mount

**This page left blank intentionally.**

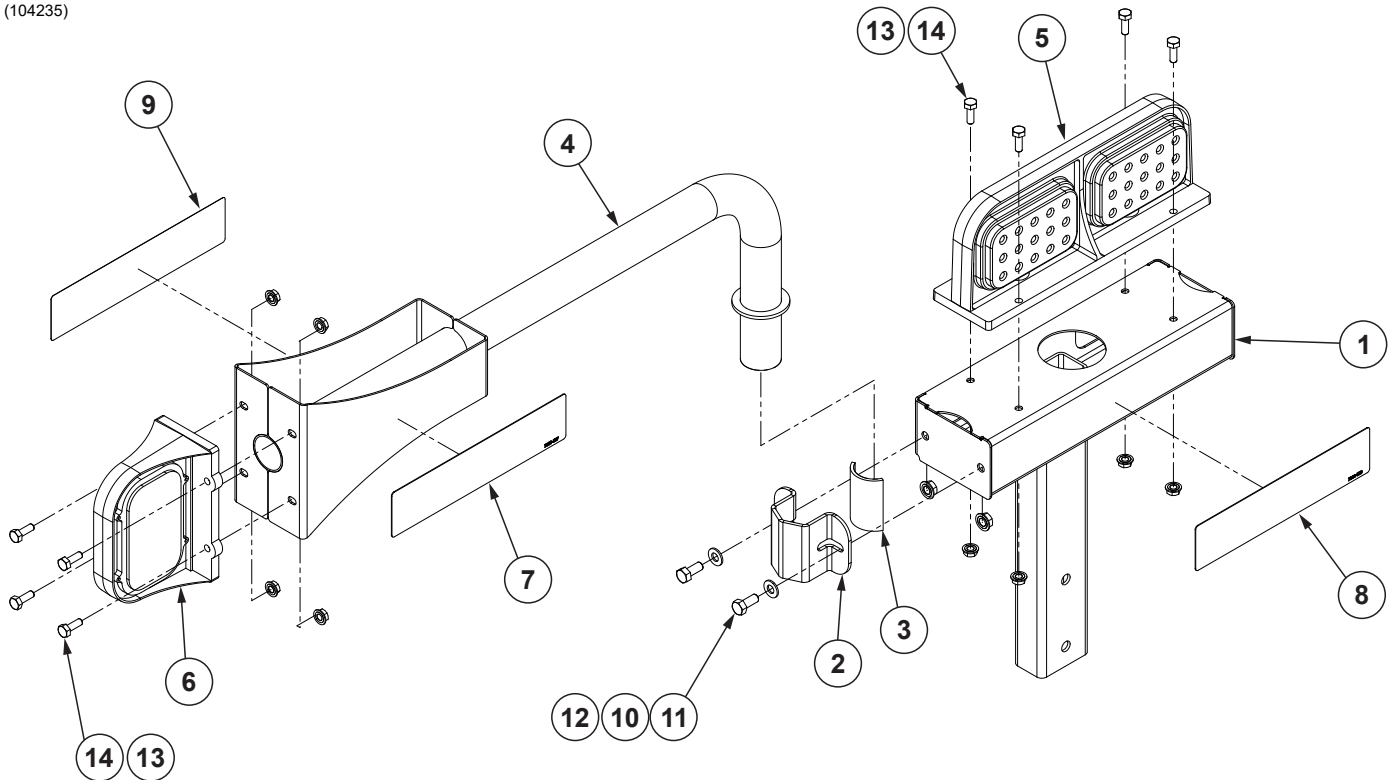


- 12** **GPS Interface Package Includes:**
- (1)GPS Installation Sheet
  - (1)Meter Serial Ext. Cable
  - (1) 1600 AgLeader GPS Cable
  - (1) Trimble to Starfire Adapter Cable
  - (1) M/M DB9 Serial Connector
  - (1) F/F DB9 Serial Connector
  - (1) Null Modem M/F DB9 Conector
  - (1)GPS Harness



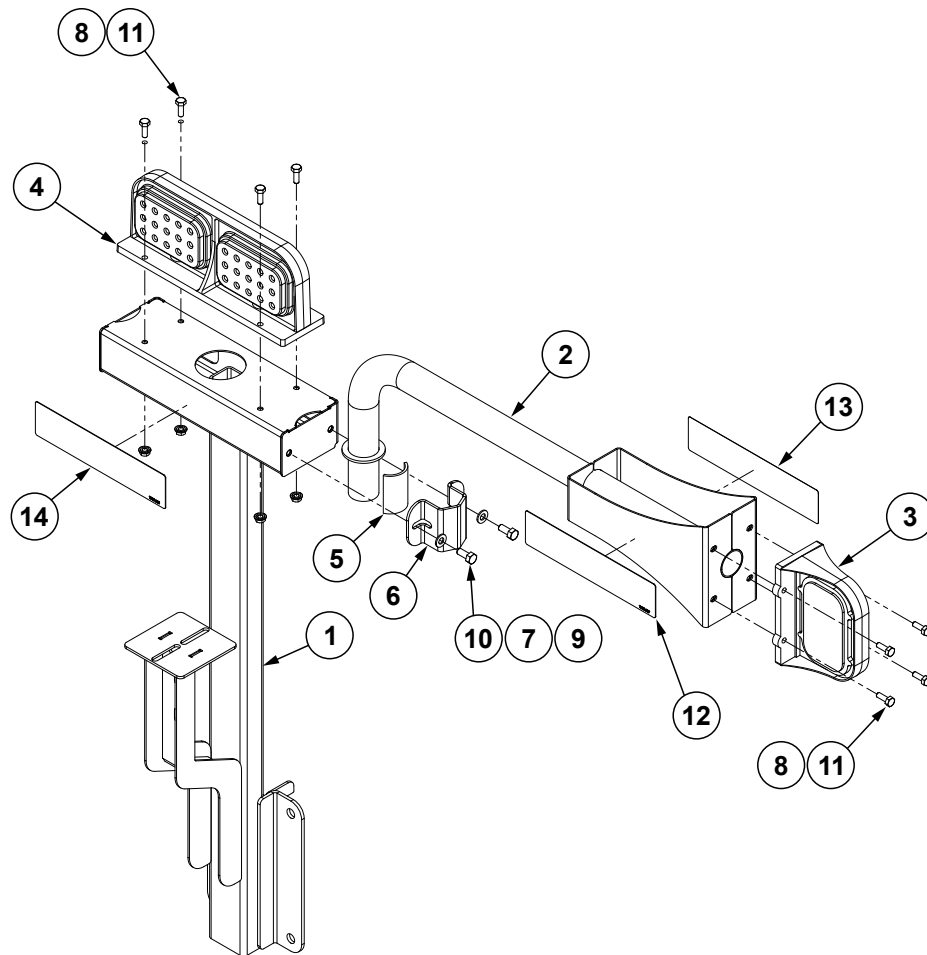
ITEM	PART NO.	QTY.	DESCRIPTION
1	GA25399-36	1	Ethernet Cable (RJ45-Female M12 STR), 36"
2	G10013201	1	Power Supply Display Mount
3	GD33756	1	Ram Ball, 2¼"
4	GA26374	1	Lind Power Adapter (Included W/GA24281)
5	GD35465	1	DB9 M/M Harness Adapter
6	GA24285	1	Double Socket Ram Arm (Short)
7	GD33757	1	Ram Ball W/Plate, 2¼" Ball
8	GD33758	2	Ram Mount Clamp Block, Top
9	GD33759	2	Ram Mount Clamp Block, Bottom
10	G11106	4	Hex Socket Head Cap Screw, ¼"-20 x 2¼"
11	GA24284	1	Ram Ball W/Base, 2½" Ball
12	GA21143	1	GPS Interface Package <a href="#">See "GPS 7500 Receiver Package" on page P232</a>
13	G10243001	1	Blue Vantage Display
14	G10023	4	Hex Head Cap Screw, ¼"-20 x ¾"
15	G10621	4	Serrated Flange Nut, ¼"-20
16	GA25437	1	DB9 Cable F/F
17	GA24281	1	Docking Station W/Power Supply

(104235)

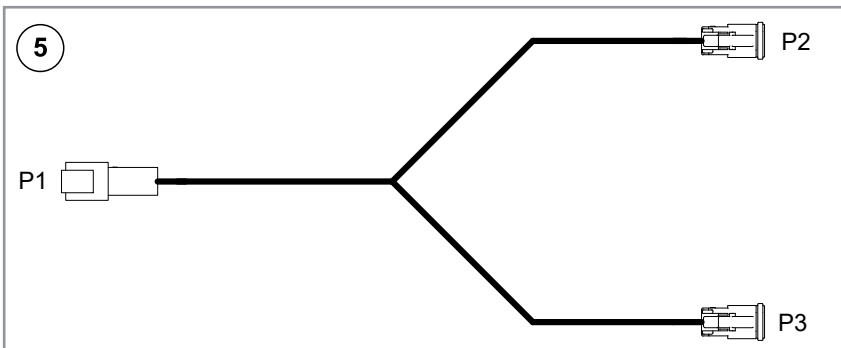
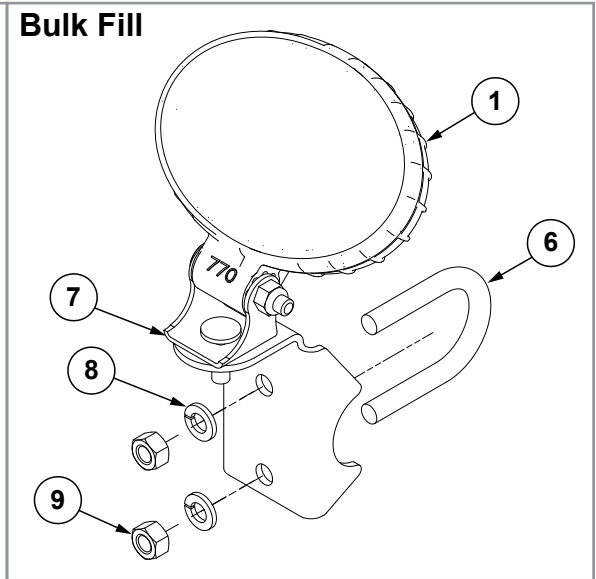
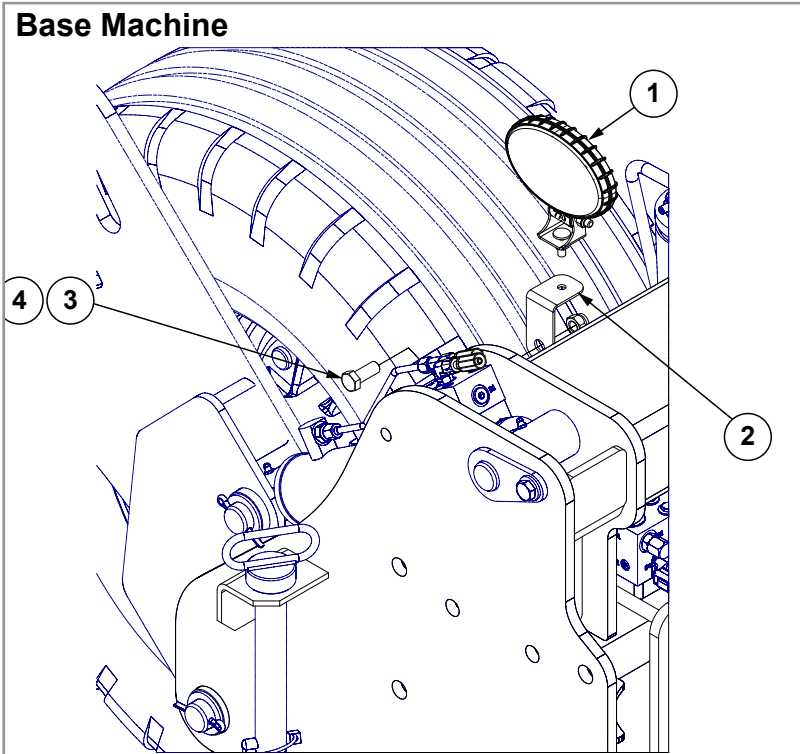


ITEM	PART NO.	QTY.	DESCRIPTION
1	G10423701	1	Light Mount
2	GD34822	1	Light Bracket Plate
3	GD34825	1	Light Bracket Gasket
4	GA26307	1	Light Mount
5	GA15469	1	Left Tail/Flasher
	GA15470	1	Right Tail/Flasher
6	GA15471	1	Flasher Lamp, Amber
7	---	1	<a href="#">See "Decals, Paint, and Miscellaneous" on page P295</a>
8	---	1	<a href="#">See "Decals, Paint, and Miscellaneous" on page P295</a>
9	---	1	<a href="#">See "Decals, Paint, and Miscellaneous" on page P295</a>
10	G11386	2	Flat Washer, 5/16" SAE
11	G10043	2	Hex Head Cap Screw, 5/16"-18 x 3/4"
12	G10620	2	Serrated Flange Nut, 5/16"-18
13	G10621	8	Serrated Flange Nut, 1/4"-20
14	G10023	8	Hex Head Cap Screw, 1/4"-20 x 3/4"

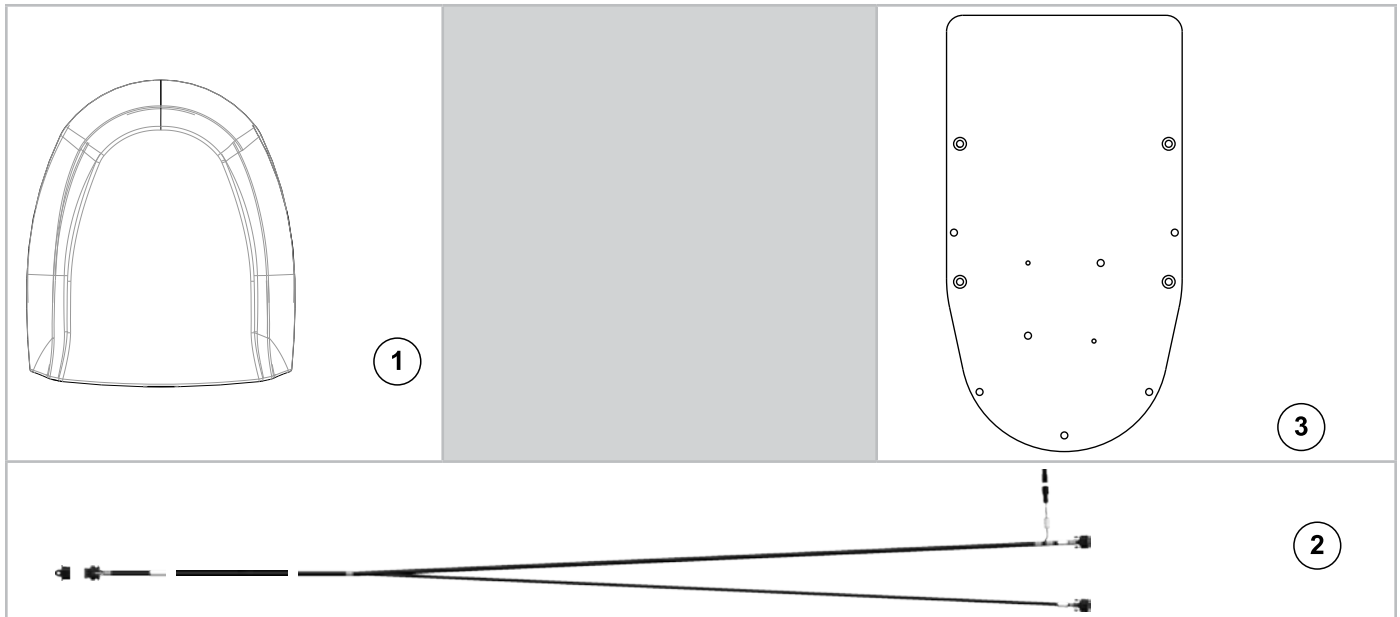
(107575)



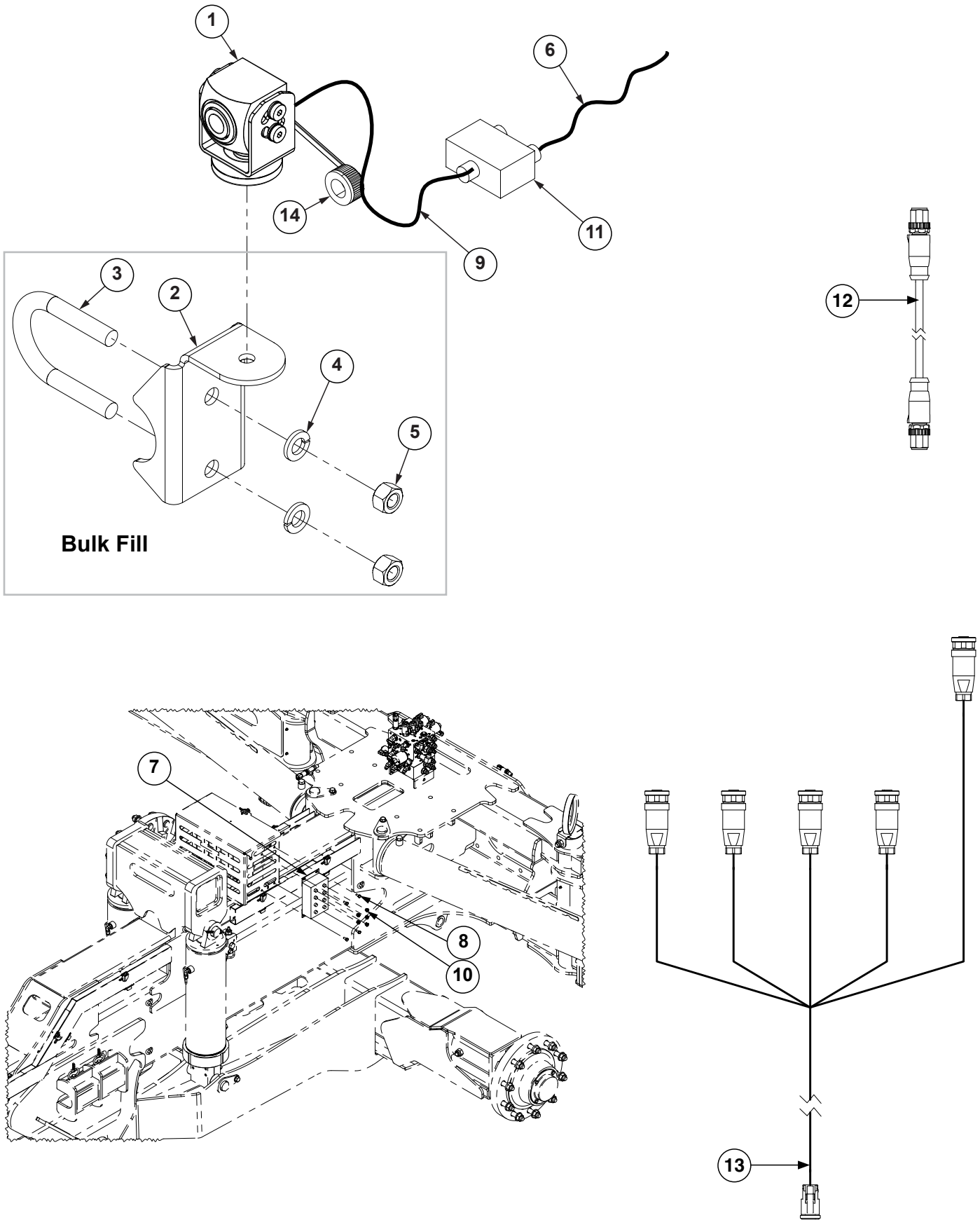
ITEM	PART NO.	QTY.	DESCRIPTION
1	G10986601	1	Light Mount
2	GA26307	1	Light Mount
3	GA15471	1	Flasher Lamp, Amber
4	GA15469	1	Left Tail/Flasher
	GA15470	1	Right Tail/Flasher
5	GD34825	1	Light Bracket Gasket
6	GD34822	1	Light Bracket Plate
7	G11386	2	Flat Washer, 5/16" SAE
8	G10621	8	Serrated Flange Nut, 1/4"-20
9	G10620	2	Serrated Flange Nut, 5/16"-18
10	G10043	2	Hex Head Cap Screw, 5/16"-18 x 3/4"
11	G10023	8	Hex Head Cap Screw, 1/4"-20 x 3/4"
12	---	1	<a href="#">See "Decals, Paint, and Miscellaneous" on page P295</a>
13	---	1	<a href="#">See "Decals, Paint, and Miscellaneous" on page P295</a>
14	---	1	<a href="#">See "Decals, Paint, and Miscellaneous" on page P295</a>




ITEM	PART NO.	QTY.	DESCRIPTION
1	GA18486	2	Work Light
2	GD35423	2	Work Light Mount
3	G10037	2	Hex Head Cap Screw, 1/2"-13 x 1 1/4"
4	G10111	2	Lock Nut, 1/2"-13
5	GA26346	-	Work Light Harness
6	GD27190	1	U-Bolt, 1 1/2" x 3/8"-16
7	GD26989	1	Work Light Bracket
8	G10229	2	Lock Washer, 3/8"
9	G10101	2	Hex Nut, 3/8"-16



ITEM	PART NO.	QTY.	DESCRIPTION
1	G10254901	1	GPS Receiver
2	G10254701	1	GPS Dual Port Harness
3	G10254801	1	GPS Mount Bracket



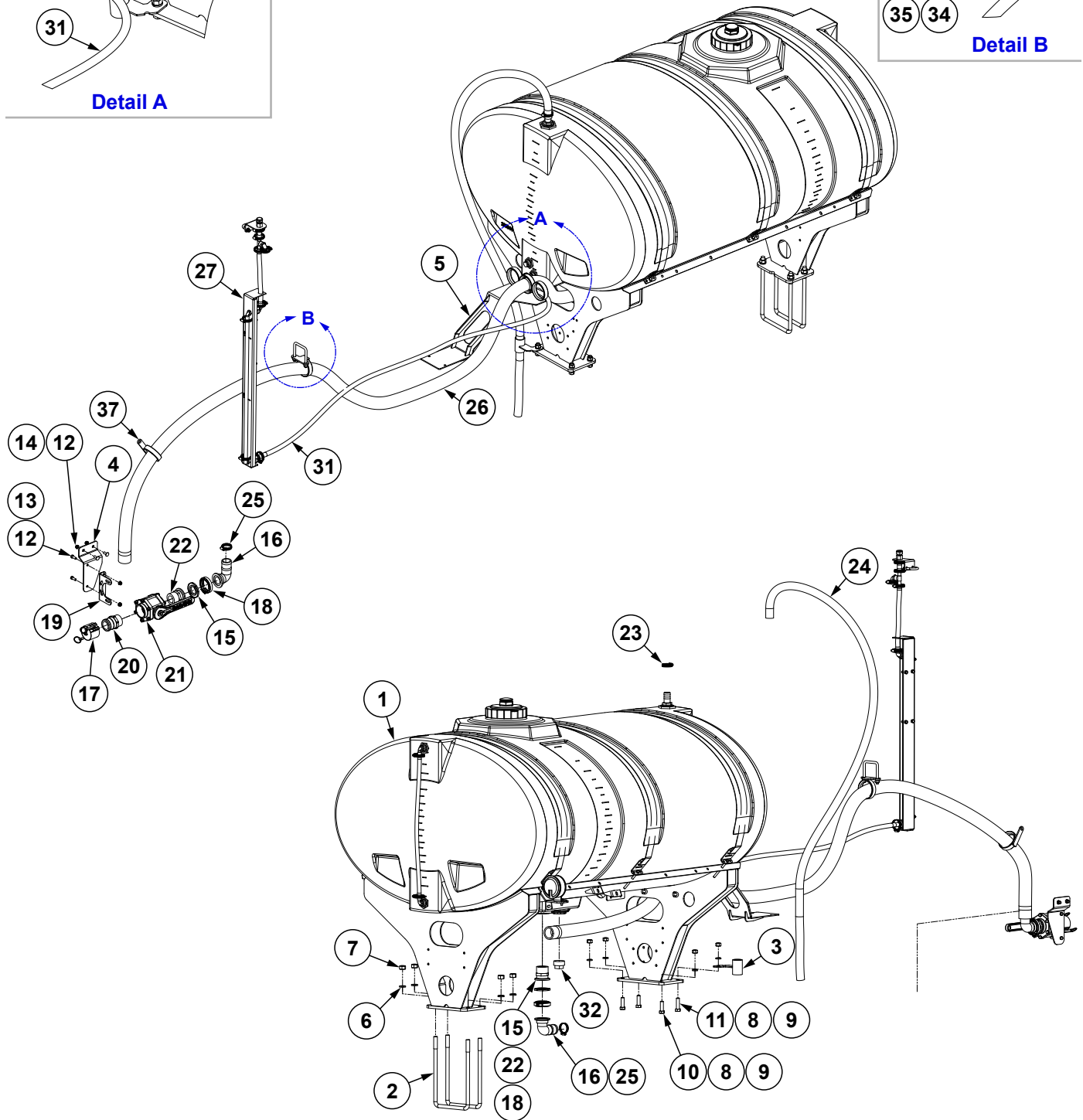
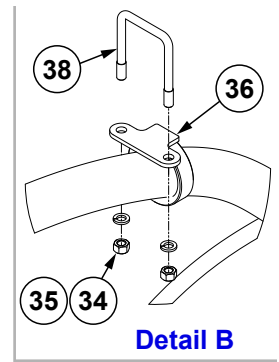
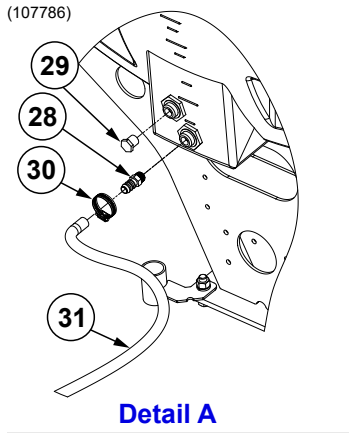
ITEM	PART NO.	QTY.	DESCRIPTION
1	G10327702	1	Camera Assembly
2	GD26989	1	Work Light Bracket
3	GD27190	1	U-Bolt, 1½" x ¾"-16
4	G10229	2	Lock Washer, ¾"
5	G10101	2	Hex Nut, ¾"-16
6	GA22554-20	-	Ethernet Cable, CAT 5 (M12 STR - M12 STR) x 20"
7	G10375201	1	Ethernet Switch
8	G10020	4	Hex Head Cap Screw, ¼"-20 x 5/8"
9	GA22554-360	-	Ethernet Cable, CAT 5 (M12 STR - M12 STR) x 360"
10	GD30726	5	Socket Dust Cover, M12
11	G10375101	1	Ethernet Power Injector
12	GA22554-36	1	Ethernet Cable, CAT 5 (M12 STR - M12 STR) x 36"
13	G10269201	1	Camera Power Harness
14	G10615101	1	Cap Seal, M12



ITEM	PART NO.	QTY.	DESCRIPTION
1	GA26173	-	Torque Driver, M12, Includes: (1) Inerchangeable Blade, (1) Torque Handle, (1) Setting Aid, (1) M12 Attachment

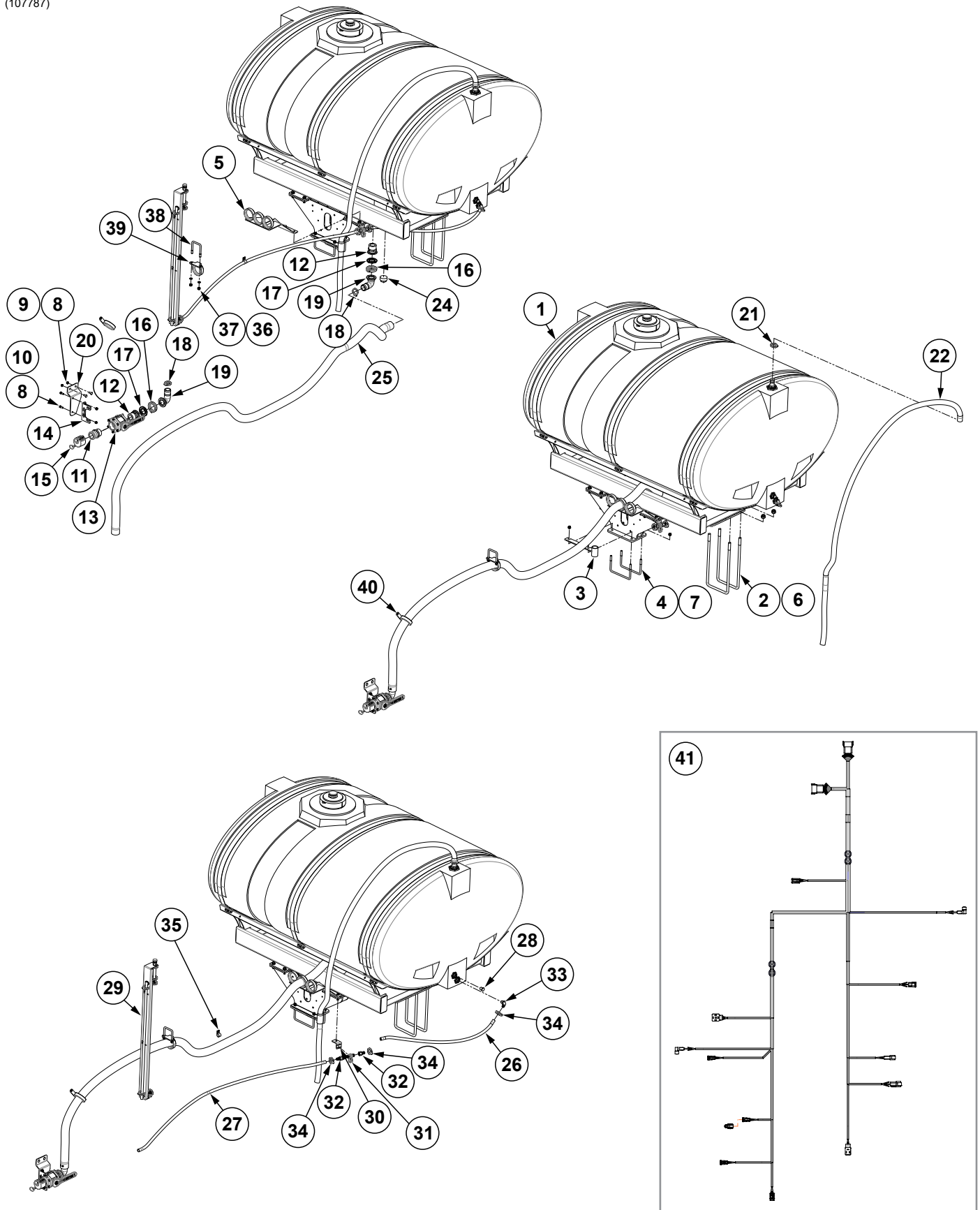


**This page left blank intentionally.**



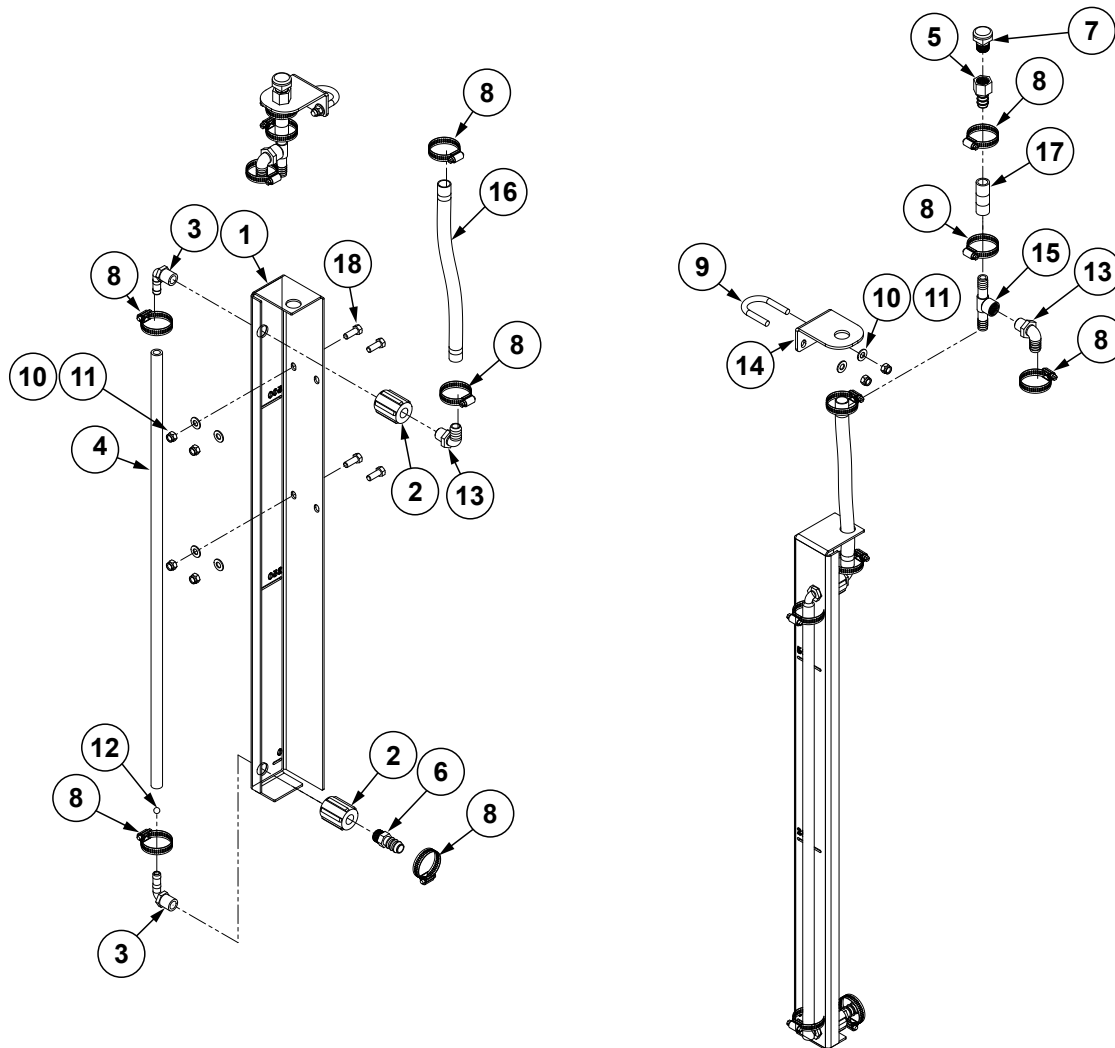
ITEM	PART NO.	QTY.	DESCRIPTION
1	---	1	<a href="#">See "500 Gallon Tank Assembly" on page P244</a>
2	GD25235	2	U-Bolt, 8" x 14" x 3/4"-10
3	G10384002	1	Hose Guide
4	G10776101	1	Fertilizer Valve Mount Bracket
5	G10765801	1	Fertilizer Tower Bracket
6	G10231	4	Lock Washer, 3/4"
7	G10105	4	Hex Nut, 3/4"-10
8	G10230	4	Lock Washer, 5/8"
9	G10104	4	Hex Nut, 5/8"-11
10	G10008	3	Hex Head Cap Screw, 5/8"-11 x 2"
11	G10006	1	Hex Head Cap Screw, 5/8"-11 x 2 1/4"
12	G11091	4	Serrated Flange Nut, 3/8"-16
13	G10001	2	Hex Head Cap Screw, 3/8"-16 x 1"
14	G10305	2	Carriage Bolt, 3/8"-16 x 1"
15	G10406701	2	2" Skirted Flange Gasket
16	G11457	2	Elbow, 2" Flange x 2" Hose Barb, 90°
17	GD3951	1	Dust Cap, 2" Cam Lock
18	G11468	2	Flange Clamp SS 75 Series
19	GD26996	1	Fertilizer Fill Valve Mount Bracket
20	GD3623	1	Adapter, 2" Male NPT To Cam Lock
21	GA2660	1	Shutoff Valve, 2" NPT
22	GD26816	2	2" Flange x 2" Male Thread
23	G10674	1	Hose Clamp, No. 24
24	G4602-32	1	Black Helix Hose, 1 1/4" x 9'
25	G10676	2	Hose Clamp, No. 36, Stainless Steel
26	G10616614	1	Hose, 2.6" O.D. 2" I.D. x 205"
27	---	1	<a href="#">See "Liquid Fertilizer Level Sight Assembly, 500 Gallon" on page P241</a>
28	G10485601	1	Barbed Fitting NPT, 5/8"
29	G10297	1	Hex Pipe Plug, 1/2"
30	G10673	1	Hose Clamp, No. 8
31	G10485707	1	5/8" Clear Vinyl Hose, 7/8" O.D. x 1/8" x 113"
32	G10171501	1	Plug, 2" MNPT
33	---	---	---
34	G10102	2	Hex Nut, 1/2"-13
35	G10228	2	Lock Washer, 1/2"
36	GA26586	1	2 Point Fertilizer Hose Bracket
37	GA26585	1	1 Point Fertilizer Hose Bracket
38	GD4743	1	U-Bolt, 3" x 3" x 1/2"-13

(107787)



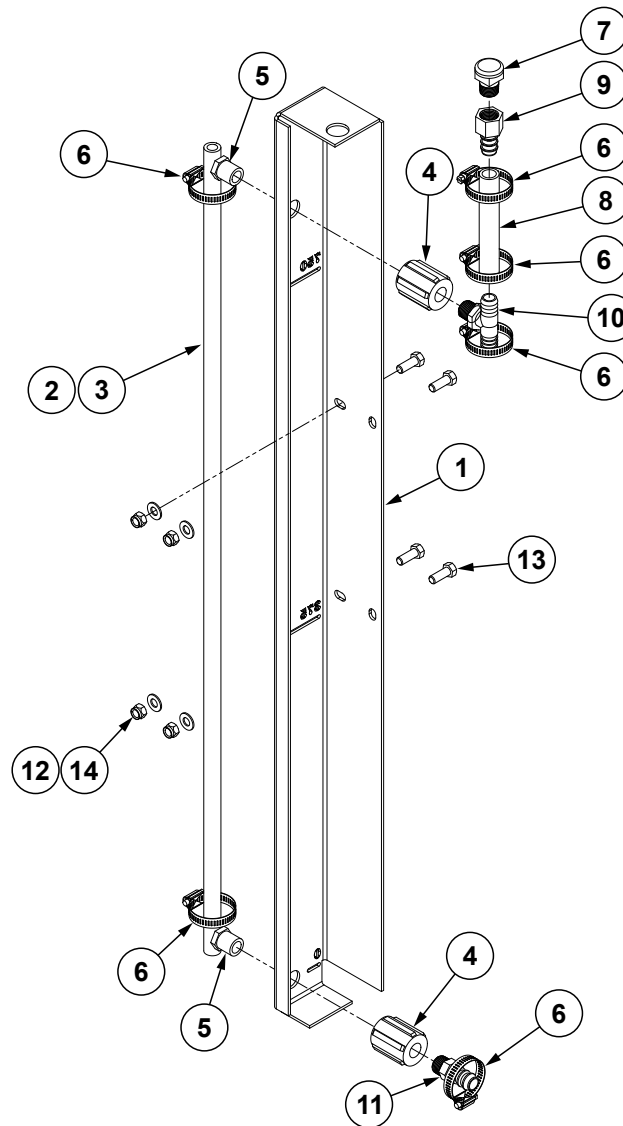
ITEM	PART NO.	QTY.	DESCRIPTION
1	---	1	<a href="#">See "750 Gallon Tank Assembly" on page P245</a>
2	GD25499	2	U-Bolt, 8" x 16" x 3/4"-10
3	GA26888	1	Overflow Bracket, Hose Holder
4	GD34924	2	U-Bolt, 8" x 5" x 1/2"-13
5	G10766601	1	Hose Tower Bracket
6	G10112	4	Lock Nut, 3/4"-10
7	G10111	4	Lock Nut, 1/2"-13
8	G11091	4	Serrated Flange Nut, 3/8"-16
9	G10305	2	Carriage Bolt, 3/8"-16 x 1"
10	G10001	2	Hex Head Cap Screw, 3/8"-16 x 1"
11	GD3623	1	Adapter, 2" Male NPT To Cam Lock
12	GD26816	2	2" Flange x 2" Male Thread
13	GA2660	1	Shutoff Valve, 2" NPT
14	GD26996	1	Fertilizer Fill Valve Mount Bracket
15	GD3951	1	Dust Cap, 2" Cam Lock
16	G11468	2	Flange Clamp SS 75 Series
17	G10406701	2	2" Skirted Flange Gasket
18	G10676	2	Hose Clamp, No. 36, Stainless Steel
19	G11457	2	Elbow, 2" Flange x 2" Hose Barb, 90°
20	G10776101	1	Fertilizer Valve Mount Bracket
21	G10674	1	Hose Clamp, No. 24
22	G4602-03	1	Black Helix Hose, 1 1/4" x 11'
23	---	---	---
24	G10171501	1	Plug, 2" MNPT
25	G10616606	1	Hose, 2.6" O.D. x 2" I.D. x 180"
26	G10485708	1	5/8" Clear Vinyl Hose, 7/8" O.D. x 1/8" x 42"
27	G10485709	1	5/8" Clear Vinyl Hose, 7/8" O.D. x 1/8" x 102"
28	G10297	1	Hex Pipe Plug, 1/2"
29	---	1	<a href="#">See "Liquid Fertilizer Level Sight Assembly, 750 Gallon" on page P242</a>
30	G10489701	1	Site Gauge Bracket
31	G10485401	1	Distributor Valve
32	G10485501	2	Barbed Fitting, 5/8"
33	G10491101	1	Elbow Barbed Fitting, 5/8"
34	G10673	3	Hose Clamp, No. 8
35	G10492701	1	1" Insulated Clamp
36	G10228	2	Lock Washer, 1/2"
37	G10102	2	Hex Nut, 1/2"-13
38	GD4743	1	U-Bolt, 3" x 3" x 1/2"-13
39	GA26586	1	2 Point Fertilizer Hose Bracket
40	GA26585	1	1 Point Fertilizer Hose Bracket
41	G10741001	1	Fertilizer Module Harness

(107958)



ITEM	PART NO.	QTY.	DESCRIPTION
1	G10795901	1	Liquid Fertilizer Sight Gauge, 500 Gallon
2	GD36742	2	1/2" Poly Coupler
3	G10740	2	90° Elbow, 1/2" Male NPT/Hose Barb
4	GD29502-34.625	1	Clear Tube, 3/4" O.D. x 31.625"
5	G10485501	1	Barbed Fitting, 5/8"
6	G10485601	1	Barbed Fitting NPT, 5/8"
7	G10485201	1	Breather Vent, 1/2"
8	G10673	8	Hose Clamp, No. 8
9	GD27190	1	U-Bolt, 1 1/2" x 3/8"-16
10	G11387	6	Flat Washer, 3/8" SAE
11	G10108	6	Lock Nut, 3/8"-16
12	G11590	1	10MM Hollow Ball (Orange)
13	G10491101	2	Elbow Barbed Fitting, 5/8"
14	G10766501	1	Siphon Extension Bracket
15	G10795401	1	Tee Branch, 1/2" FNPT x 1/2" Barb
16	G10485705	1	5/8" Clear Vinyl Hose, 7/8" O.D. x 1/8" x 15"
17	G10485706	1	5/8" Clear Vinyl Hose, 7/8" O.D. x 1/8" x 2 1/2"
18	G10001	4	Hex Head Cap Screw, 3/8"-16 x 1"

(104926)



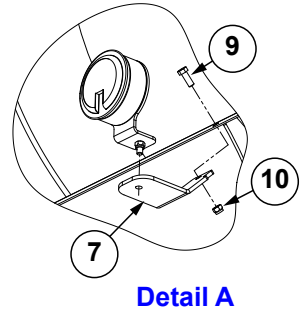
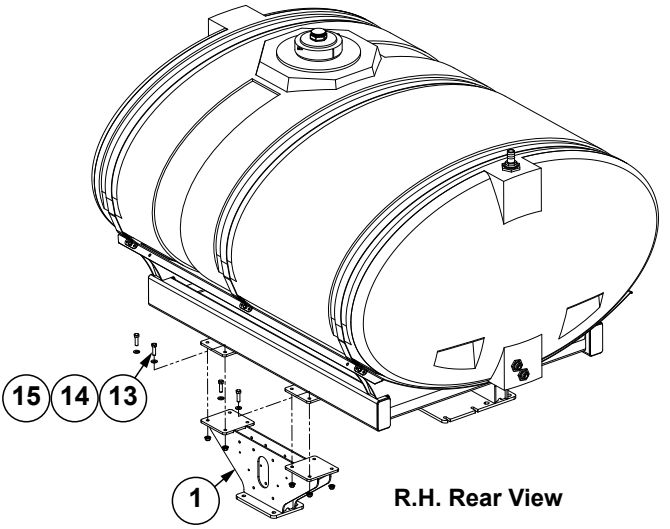
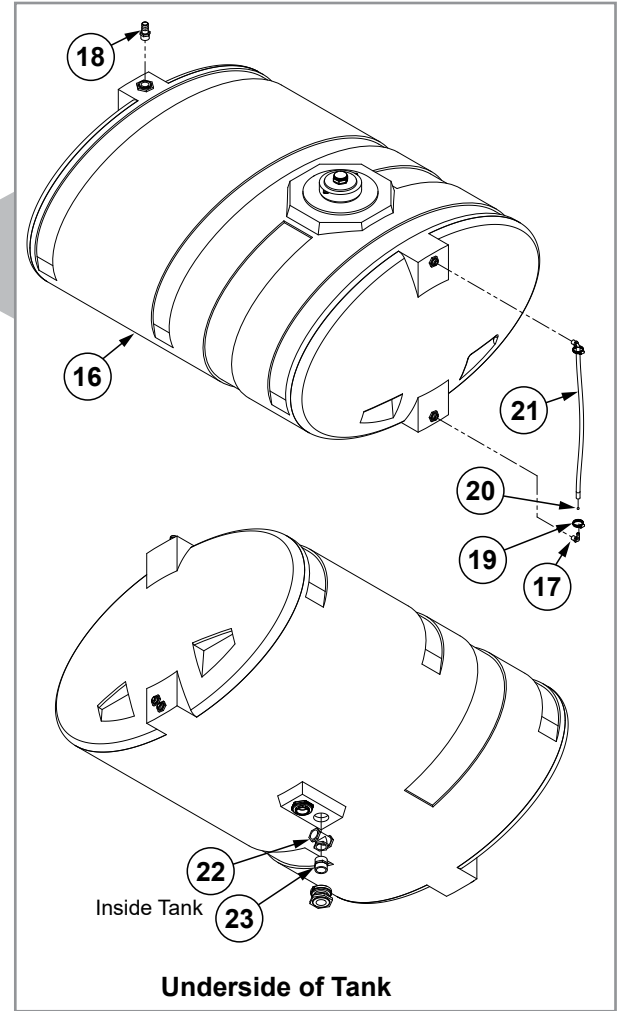
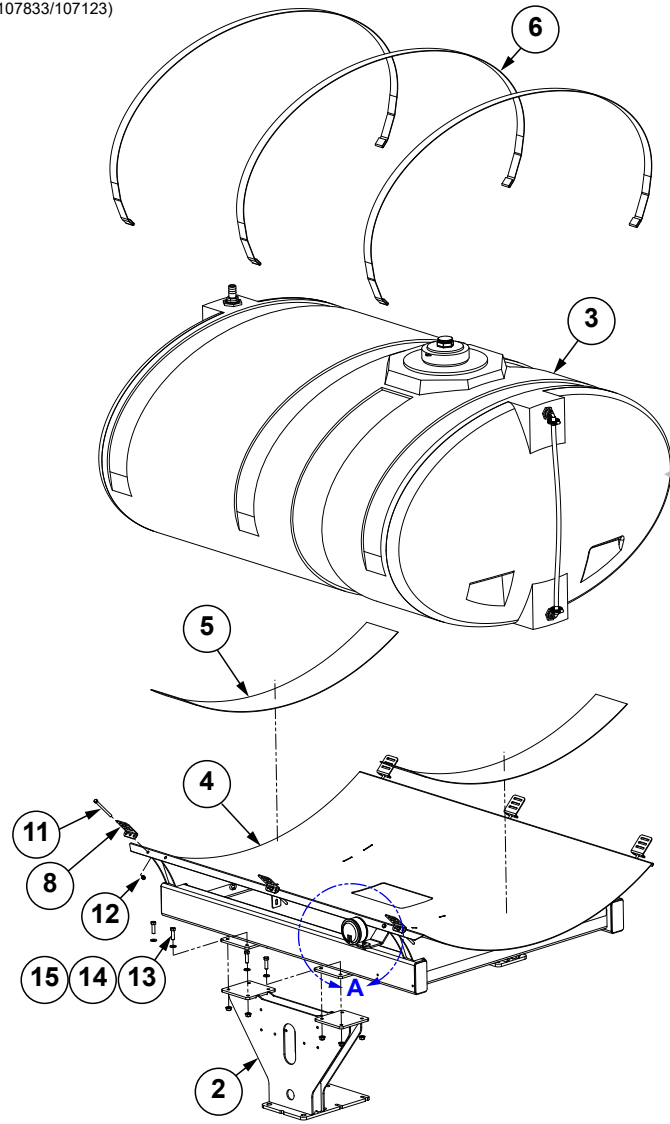
ITEM	PART NO.	QTY.	DESCRIPTION
1	G10492101	1	Liquid Fertilizer Sight Gauge, 750 Gallon
2	G11590	1	10MM Hollow Ball (Orange)
3	GD29502-43	1	Clear Tube, 3/4" O.D. x 43"
4	GD36742	2	1/2" Poly Coupler
5	G10740	2	90° Elbow, 1/2" Male NPT/Hose Barb
6	G10673	6	Hose Clamp, No. 8
7	G10485201	1	Breather Vent, 1/2"
8	G10485704	1	5/8" Clear Vinyl Hose, 7/8" O.D. x 1/8" x 5.25"
9	G10485501	1	Barbed Fitting, 5/8"
10	G10485301	1	Tee, 5/8" NPT
11	G10485601	1	Barbed Fitting NPT, 5/8"
12	G11387	4	Flat Washer, 3/8" SAE
13	G10001	4	Hex Head Cap Screw, 3/8"-16 x 1"
14	G10108	4	Lock Nut, 3/8"-16





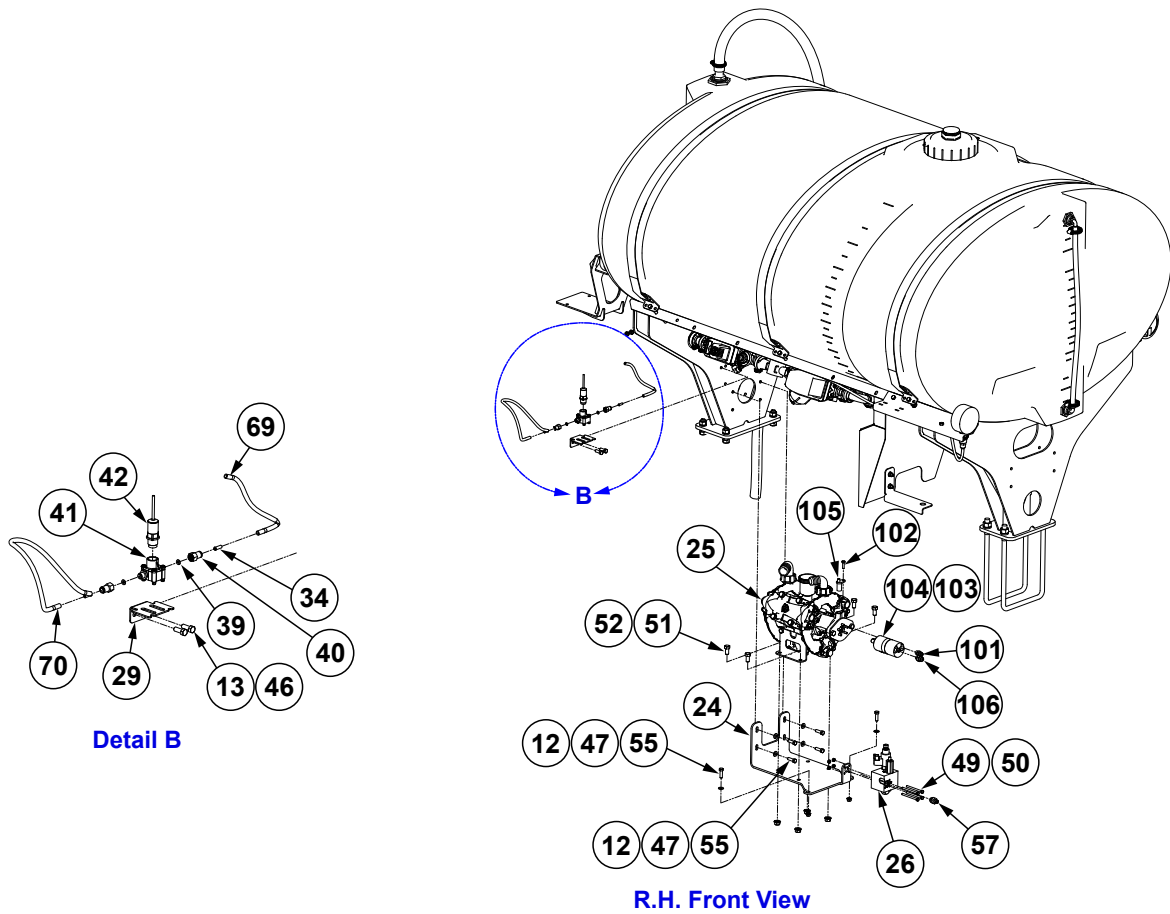
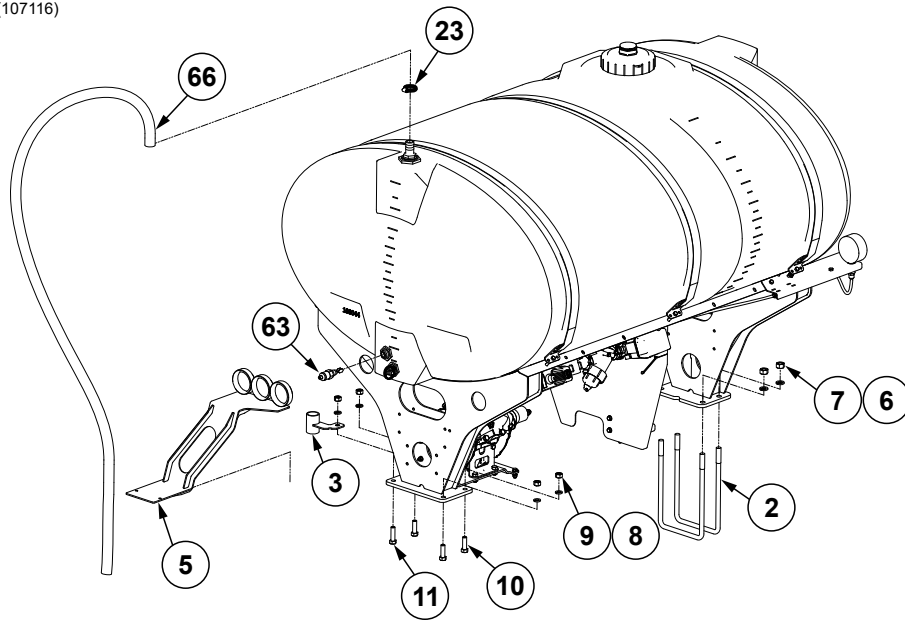
ITEM	PART NO.	QTY.	DESCRIPTION
1	G10687801	1	500 Gallon Fertilizer Tank Mount
2	---	---	---
3	GD1862	1	Tank Pad, 8" x 14' Roll
4	GD11123	6	Anchor (Sub GA8114)
5	GD15605	3	Band (3 Per Tank)
6	G10342501	1	Pressure Gauge Mount
7	G10901	6	Lock Nut, 3/8"-16
8	G10485	6	Hex Head Cap Screw, 3/8"-16 x 5"
9	G11387	1	Flat Washer, 3/8" SAE
10	G10101	1	Hex Nut, 3/8"-16
11	G10856301	1	Tank W/Lid and Fittings, 500 Gallon
	GR1739	1	2" Bulkhead Fitting Assembly (Nut, Bushing And O-Ring) (Bottom Of Tank)
	GR1709	1	1 1/4" Bulkhead Fitting Assembly (Nut, Bushing And O-Ring) (Top Of Tank)
	GR1941	1	Seal
	GR2144	4	1/2" Bulkhead Fitting (Ends of Tank)
	GA16428	1	7" Lid Assembly W/Vacuum Breaker
	GA4082	1	Anti-Vortex Fitting, 2"
12	G10888	1	Tee, 2" Female NPT
13	G10729701	1	Nipple, 2" x 2" NPT
14	G10626	1	Adapter, 1 1/4" NPT To Barb
15	G11590	1	10MM Hollow Ball (Orange)
16	G10673	2	Hose Clamp, No. 8
17	G10740	2	90° Elbow, 1/2" Male NPT/Hose Barb
18	GD29502-31.5	1	Clear Tube, 3/4" O.D. x 31 1/2"

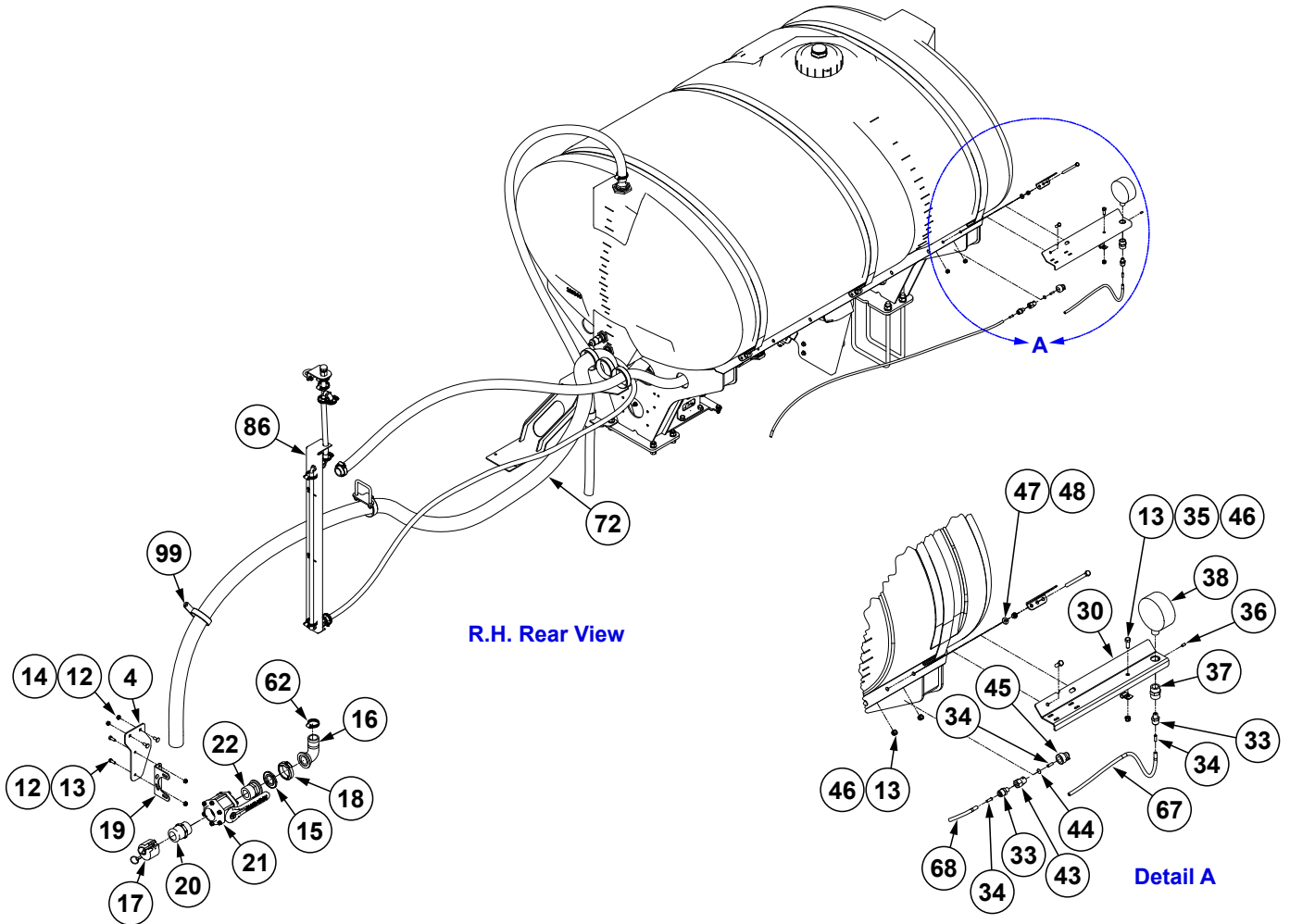
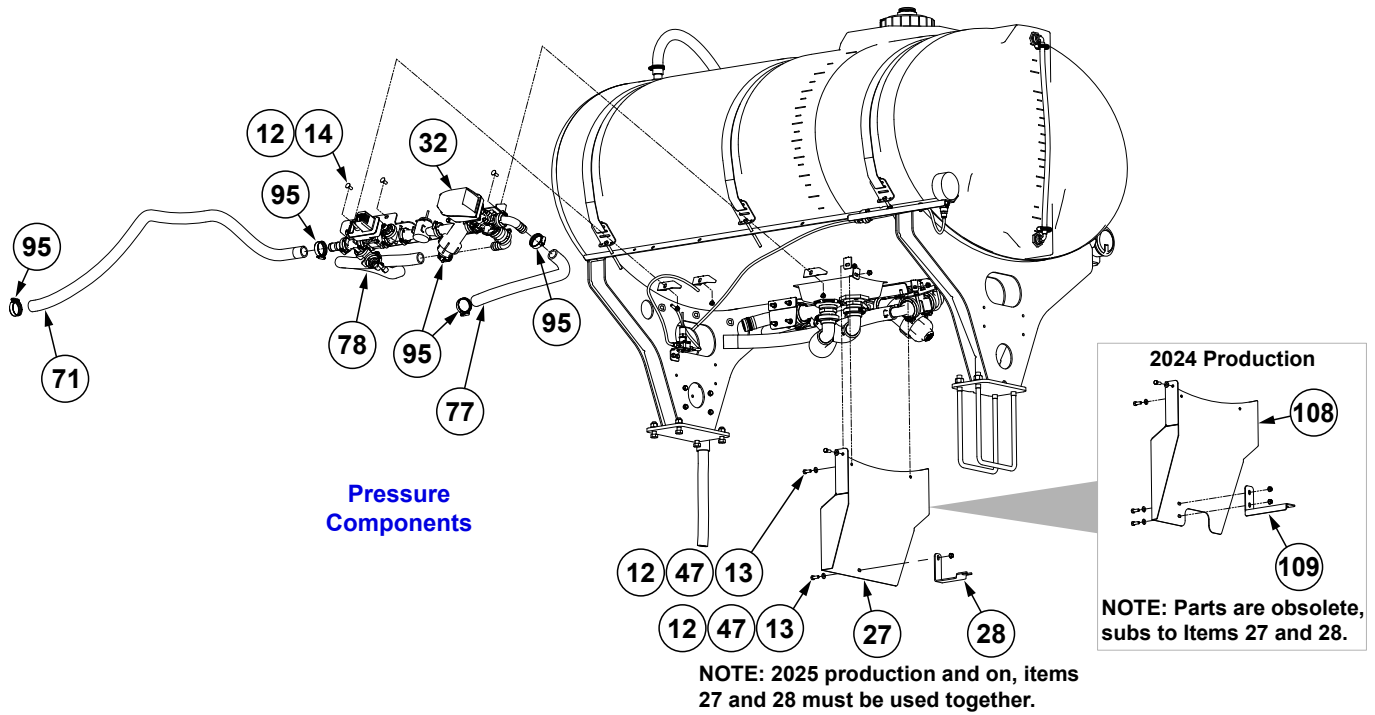
(107833/107123)



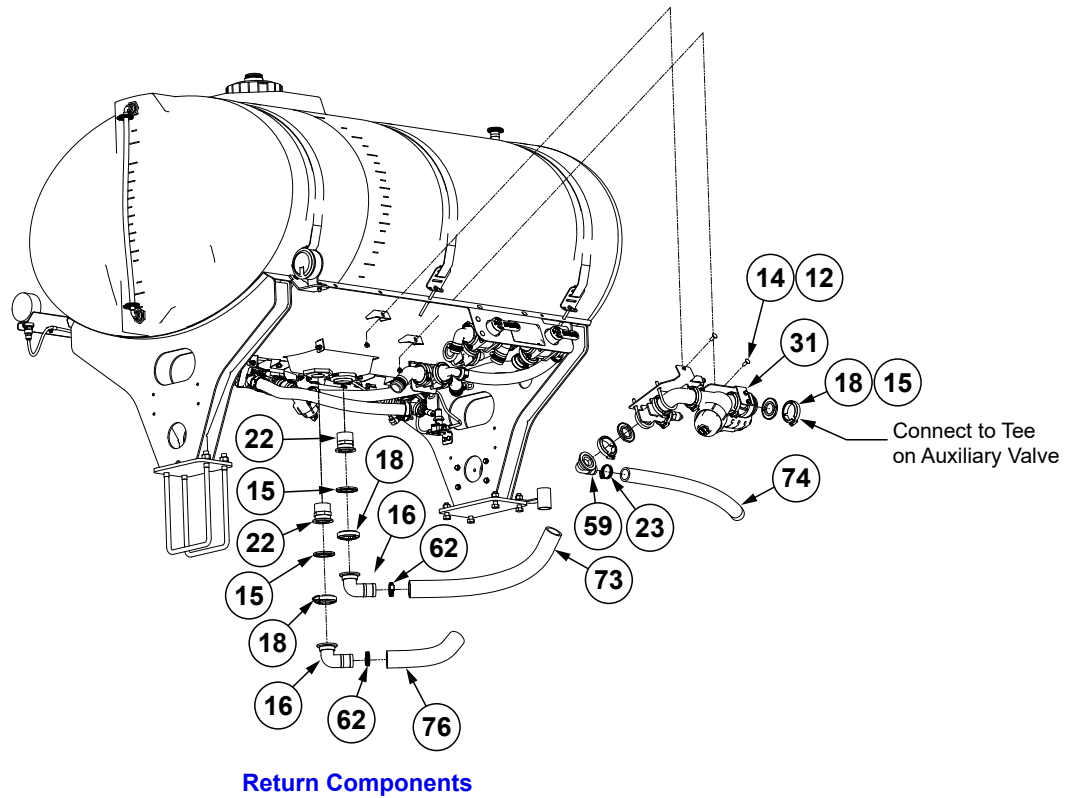
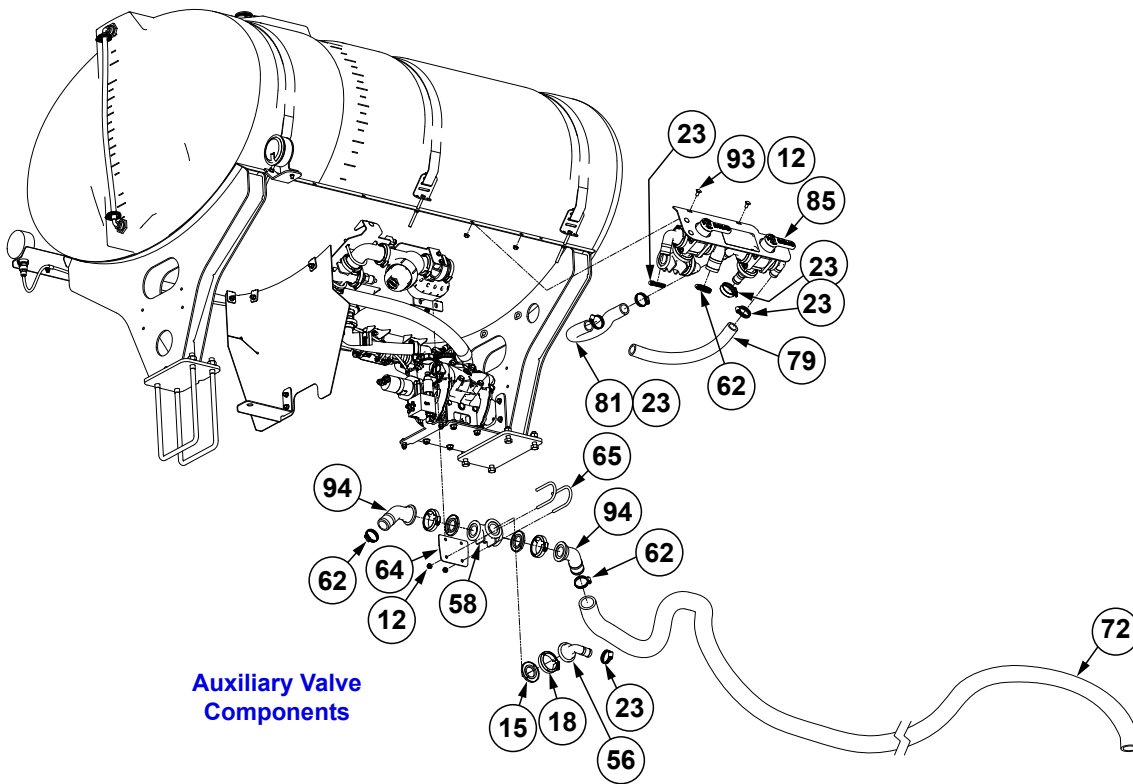
ITEM	PART NO.	QTY.	DESCRIPTION
1	GA26400	1	Rear Support
2	G10669601	1	Front Fertilizer Saddle Leg
3	---	---	---
4	G10684301	1	750 Gallon Fertilizer Tank Mount
5	GD1862	1	Tank Pad, 8" x 14' Roll
6	GD15605	3	Band (3 Per Tank)
7	G10342501	1	Pressure Gauge Mount
8	GD11123	6	Anchor (Sub GA8114)
9	G10001	1	Hex Head Cap Screw, 3/8"-16 x 1"
10	G10108	1	Lock Nut, 3/8"-16
11	G10485	6	Hex Head Cap Screw, 3/8"-16 x 5"
12	G10901	6	Lock Nut, 3/8"-16
13	G10039	16	Hex Head Cap Screw, 1/2"-13 x 1 3/4"
14	G11389	16	Flat Washer, 1/2" Plated SAE
15	G10071	16	Serrated Flange Nut, 1/2"-13
16	G10856401	1	Tank W/Lid and Fittings, 750 Gallon
	GR1739	1	2" Bulkhead Fitting Assembly (Nut, Bushing And O-Ring) (Bottom Of Tank)
	GR1709	1	1 1/4" Bulkhead Fitting Assembly (Nut, Bushing And O-Ring) (Top Of Tank)
	GR1941	1	Seal
	GR2144	4	1/2" Bulkhead Fitting (Ends of Tank)
	GA16428	1	7" Lid Assembly W/Vacuum Breaker
	GA4082	1	Anti-Vortex Fitting, 2"
17	G10740	2	90° Elbow, 1/2" Male NPT/Hose Barb
18	G10626	1	Adapter, 1 1/4" NPT To Barb
19	G10673	2	Hose Clamp, No. 8
20	G11590	1	10MM Hollow Ball (Orange)
21	GD29502-36.75	1	Clear Tube, 3/4" O.D. x 36.75"
22	G10888	1	Tee, 2" Female NPT
23	G10729701	1	Nipple, 2" x 2" NPT

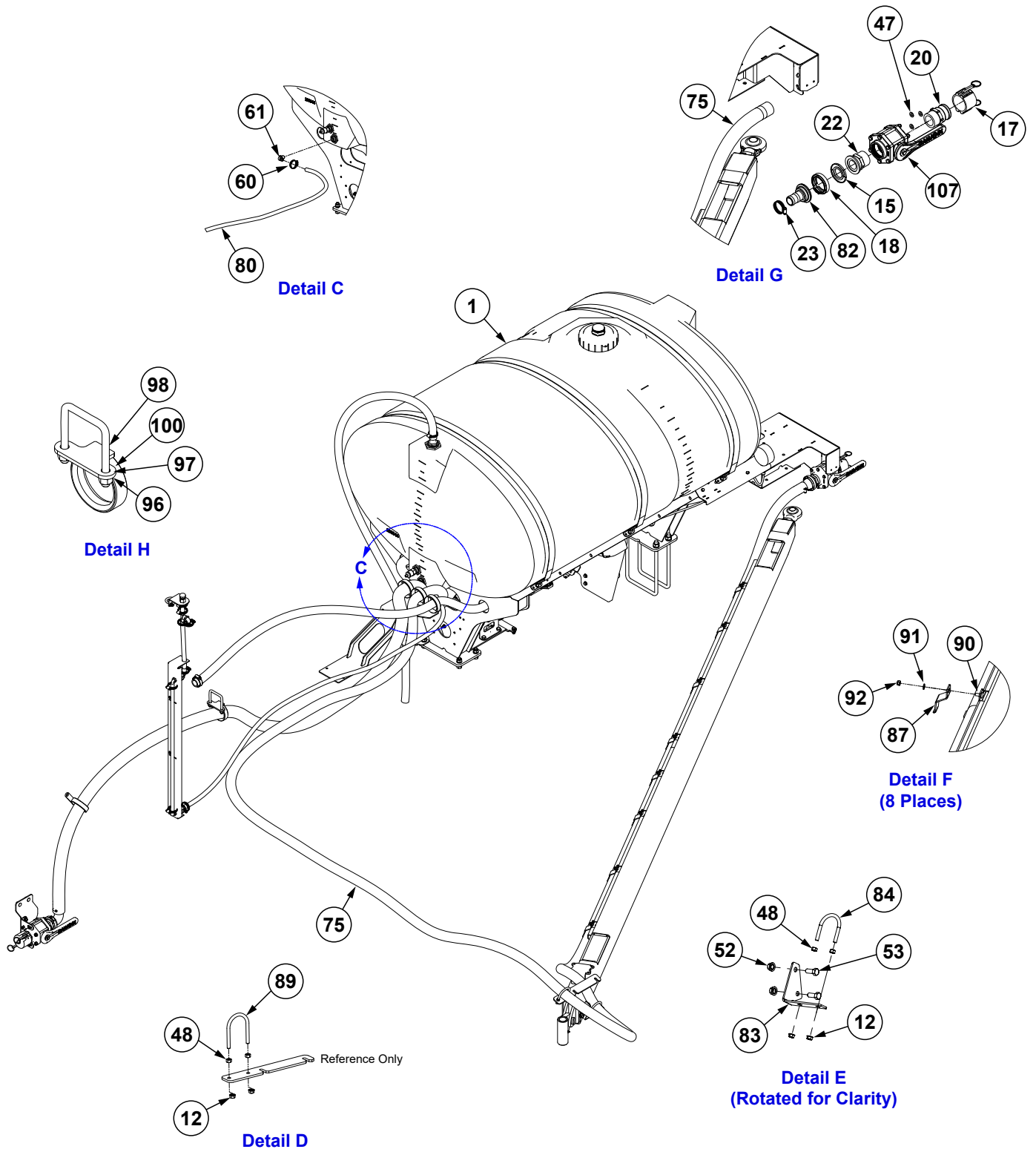
(107116)





(Continued on following pages.)





(Continued on following pages.)

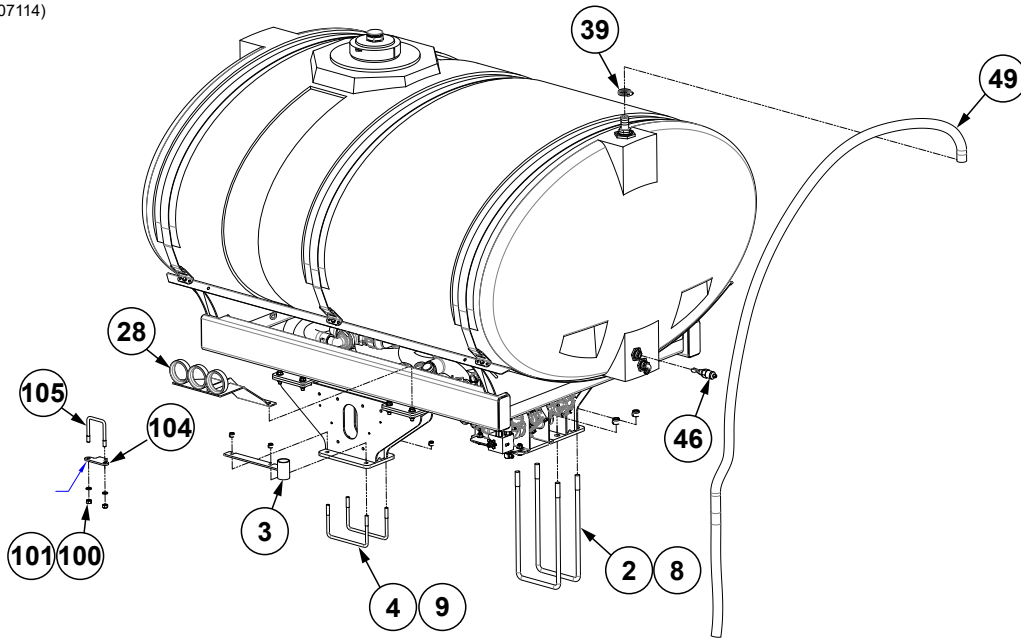
ITEM	PART NO.	QTY.	DESCRIPTION
1	---	1	<a href="#">See "500 Gallon Tank Assembly" on page P243</a>
2	GD25235	2	U-Bolt, 8" x 14" x 3/4"-10
3	G10384002	1	Hose Guide
4	G10776101	1	Fertilizer Valve Mount Bracket
5	G10765801	1	Fertilizer Tower Bracket
6	G10231	4	Lock Washer, 3/4"
7	G10105	4	Hex Nut, 3/4"-10
8	G10230	4	Lock Washer, 5/8"
9	G10104	4	Hex Nut, 5/8"-11
10	G10008	3	Hex Head Cap Screw, 5/8"-11 x 2"
11	G10006	1	Hex Head Cap Screw, 5/8"-11 x 2 1/4"
12	G11091	30	Serrated Flange Nut, 3/8"-16
13	G10001	11	Hex Head Cap Screw, 3/8"-16 x 1"
14	G10305	7	Carriage Bolt, 3/8"-16 x 1"
15	G10406701	9	2" Skirted Flange Gasket
16	G11457	3	Elbow, 2" Flange x 2" Hose Barb, 90°
17	GD3951	2	Dust Cap, 2" Cam Lock
18	G11468	9	Flange Clamp SS 75 Series
19	GD26996	1	Fertilizer Fill Valve Mount Bracket
20	GD3623	2	Adapter, 2" Male NPT To Cam Lock
21	GA2660	1	Shutoff Valve, 2" NPT
22	GD26816	4	2" Flange x 2" Male Thread
23	G10829101	8	Heavy Duty Hose Clamp
24	G10688901	1	Diaphragm Pump Mount
25	---	1	<a href="#">See "Diaphragm Pump, AR120" on page P265</a>
26	---	1	<a href="#">See "Hydraulic Fertilizer Block" on page P196</a>
27	G11081401	1	Power Pack Shield
28	G11081301	1	Power Pack Shield Bracket
29	G10686901	1	Mini Flow Meter Mount
30	G10776301	1	Pressure Gauge Bracket
31	---	1	<a href="#">See "Fertilizer Suction Subassembly" on page P273</a>
32	---	1	<a href="#">See "Fertilizer Electric Valve Assembly, 500 Gallon Tank" on page P275</a>
33	GD29625	2	Connector, 1/4" NPT x 3/8"
34	GD29709	5	Support Tube
35	GD6291	1	Insulated Clamp, 3/8"
36	G11242	1	Hex Socket Set Screw, 1/4"-20 x 3/8"
37	G5000-08-04	1	Coupling, 1/2"-14 FNPT x 1/4"-18 FNPT
38	GA21456	1	Pressure Gauge
39	G10636801	2	Rubber Sealing Washer, .438" Diameter
40	G10629901	2	Push to Connect Adapter, 1/4" to 3/8"
41	G10629801	1	Mini Flow Meter
42	G10629701	1	Mini Flow Meter Sensor
43	G10771701	1	Orifice Cushion Adapter
44	G4916-20	1	0.020 Orifice
45	GD21158	1	Cap
46	G10108	4	Lock Nut, 3/8"-16
47	G11387	19	Flat Washer, 3/8" SAE
48	G10101	5	Hex Nut, 3/8"-16
49	G10162	4	Hex Head Cap Screw, 1/4"-20 x 3/4"
50	G10103	4	Hex Nut, 1/4"-20
51	G10014	4	Hex Head Cap Screw, 1/2"-13 x 1"
52	G10071	6	Serrated Flange Nut, 1/2"-13
53	G10037	2	Hex Head Cap Screw, 1/2"-13 X 1 1/4"
54	---	---	---
55	G10004	6	Hex Head Cap Screw, 3/8"-16 x 1 1/4"
56	G10473901	1	Adapter, 2" Flange x 1 1/4" Hose Barb, 90°



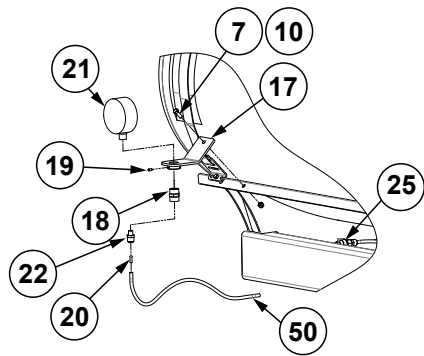
ITEM	PART NO.	QTY.	DESCRIPTION
57	G6400-06-08 GR1037	1	Connector W/O-Ring, 3/16"-18 Male JIC To 3/4"-16 O-Ring O-Ring
58	G11508	1	Tee, 2" Port Flange
59	G10437901	1	90° Elbow, 2" Flange x 1 1/2" Barb
60	G10673	1	Hose Clamp, No. 8
61	G10491101	1	Elbow Barbed Fitting, 5/8"
62	G10676	6	Hose Clamp, No. 36, Stainless Steel
63	GA18720	1	Liquid Level Sensor
64	G10687201	1	Manifold Tee Mount
65	G10510201	2	U-Bolt, 2 1/2" x 4 5/16"
66	G4602-32	1	Black Helix Hose, 1 1/4" x 9'
67	G10609005	1	Black Tubing, 3/8" O.D. x .065" x 22"
68	G10609017	1	Black Tubing, 3/8" O.D. x .065" x 53"
69	G10609015	1	Black Tubing, 3/8" O.D. x .065" x 13"
70	G10609016	1	Black Tubing, 3/8" O.D. x .065" x 27"
71	*4200-21	1	Hose, 1 1/4" x 88"
72	G10616616	1	Hose, 2.6" O.D. x 2" I.D. x 185"
73	G10616611	1	Hose, 2.6" O.D. x 2" I.D. x 28"
74	G10616704	1	Hose, 2.1" O.D. x 1 1/2" I.D. x 33"
75	G10616709	1	Hose, 2.1" O.D. x 1 1/2" I.D. x 516"
76	G10616615	1	Hose, 2.6" O.D. x 2" I.D. x 17"
77	*4200-26	1	Hose, 1 1/4" x 30"
78	*4200-29	1	Hose, 1 1/4" x 44"
79	*4200-30	1	Hose, 1 1/4" x 23"
80	G10485707	1	5/8" Clear Vinyl Hose, 7/8" O.D. x 1/8" x 113"
81	*4200-25	1	Hose, 1 1/4" x 20"
82	G10464101	1	Adapter, 2" Flange x 1 1/2" Hose Barb
83	G11081601	1	Wing Fertilizer Bracket
84	GD26535	1	U-Bolt, 2 1/2" x 3/8"-16
85	---	1	<a href="#">See "Auxiliary Fertilizer Subassembly, 500 Gallon" on page P281</a>
86	---	1	<a href="#">See "Liquid Fertilizer Level Sight Assembly, 500 Gallon" on page P241</a>
87	G10683601	8	Fertilizer Hose Clamp
88	---	---	---
89	G10610201	1	U-Bolt, 2 1/2" x 3 13/16" x 3/8"-16 SS
90	G10312	8	Carriage Bolt, 5/16"-18 x 3/4"
91	G11386	8	Flat Washer, 5/16" SAE
92	G10109	8	Lock Nut, 5/16"-18
93	G10308	2	Carriage Bolt, 3/8"-16 x 3/4"
94	G11576	2	2" Flange x 45° Hose Barb Elbow
95	G10829101	6	Heavy Duty Hose Clamp
96	G10102	2	Hex Nut, 1/2"-13
97	G10228	2	Lock Washer, 1/2"
98	GD4743	1	U-Bolt, 3" x 3" x 1/2"-13
99	GA26585	1	1 Point Fertilizer Hose Bracket
100	GA26586	1	2 Point Fertilizer Hose Bracket
101	G6400-06 GR1045	1	Connector W/O-Ring, 3/16"-18 Male JIC To O-Ring O-Ring
102	G10064	1	Hex Head Cap Screw, 1/4"-20 x 1"
103	G10532101	5	Hex Socket Head Cap Screw, 1/4"-28 x 3/4" (Low Profile/Full Thread)
104	G10556101	1	Hydraulic Motor
105	G10991401	1	Speed Sensor Assembly
106	G6400-08-06 GR1045	1	Connector W/O-Ring, 3/4"-16 Male JIC To 3/8"-18 O-Ring O-Ring
107	G10992901	1	2" Ball Valve Assembly
108	G10687101	1	Power Pack Shield ( <b>Obsolete subs to Items 27 and 28</b> )
109	G10687001	1	Power Pack Shield Bracket ( <b>Obsolete subs to Items 27 and 28</b> )

\*Hose not stocked by Kinze repair parts, for reference only.

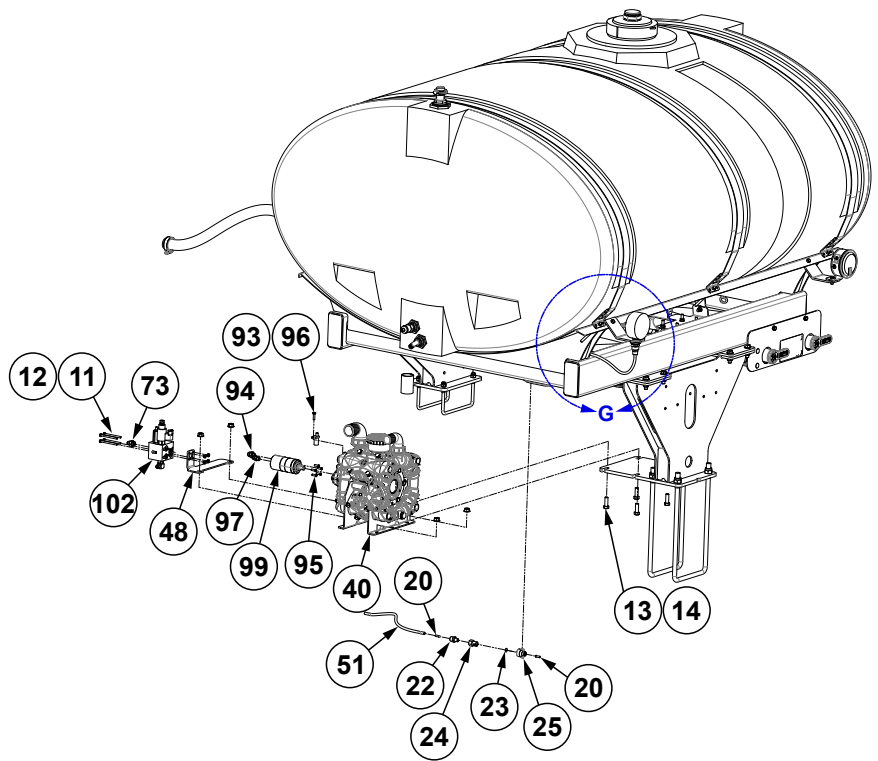
(107114)



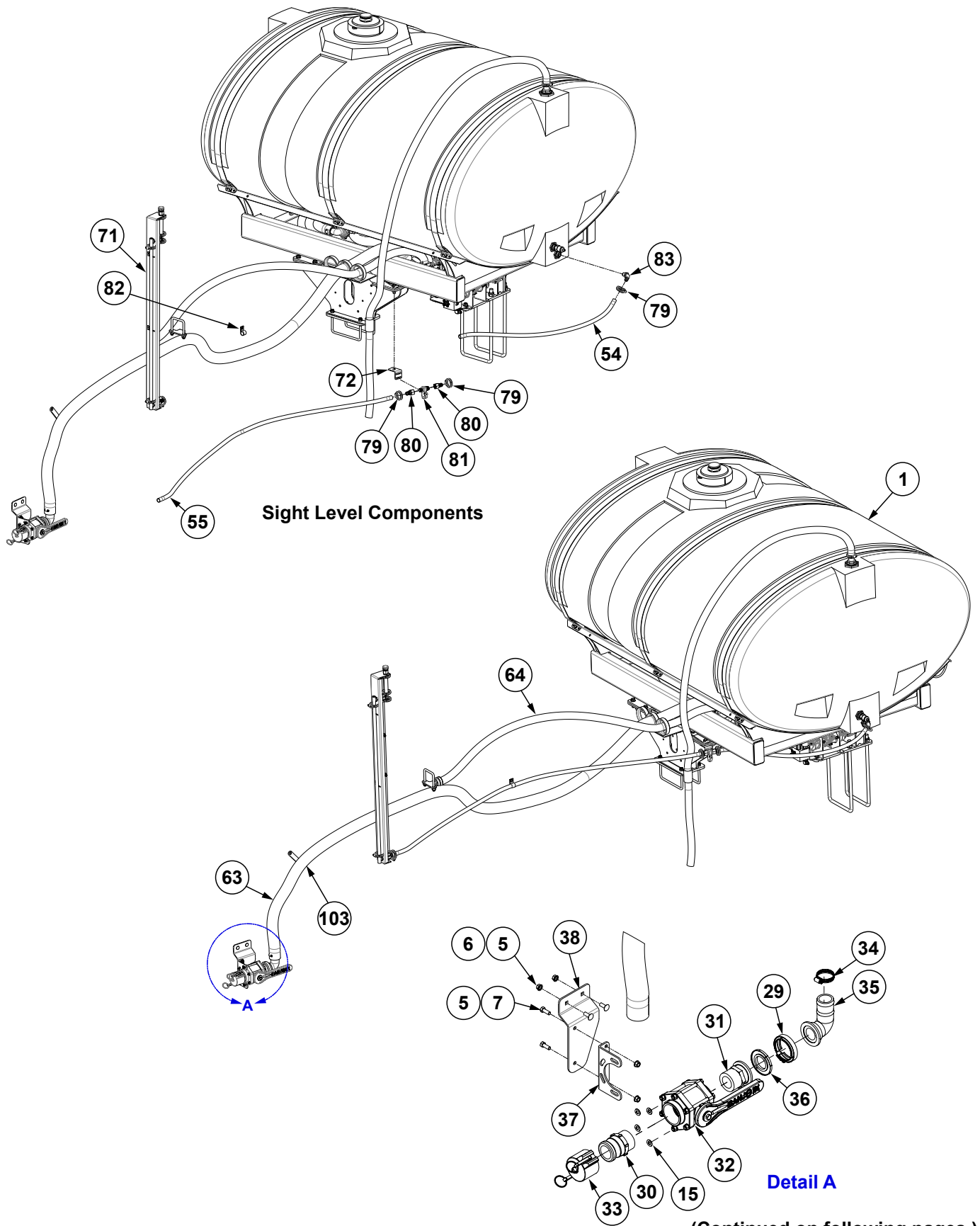
R.H. Rear View



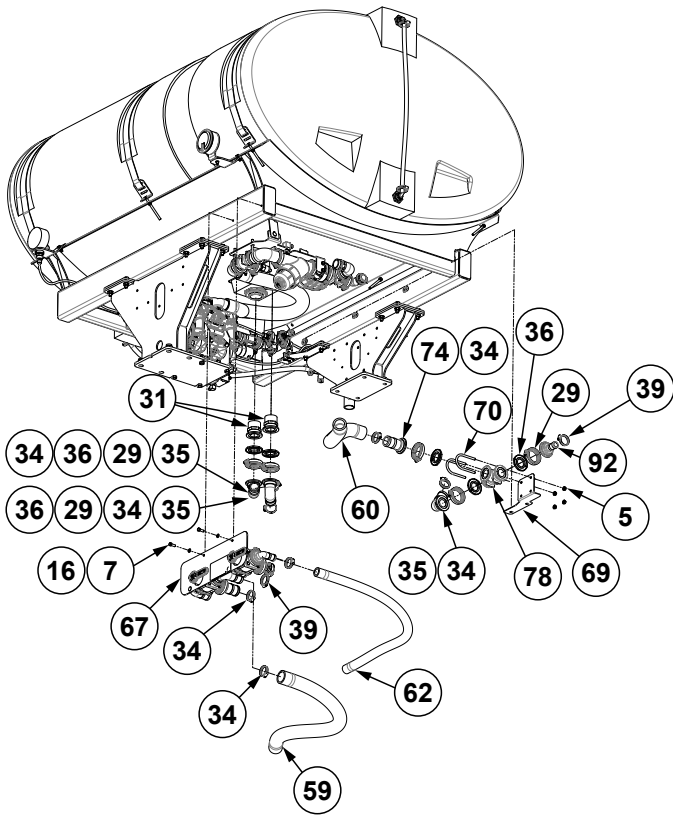
Detail G



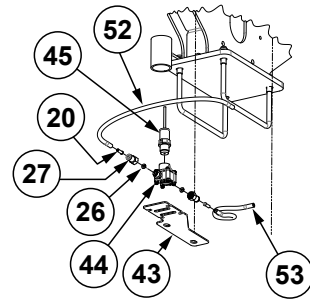
R.H. Front View



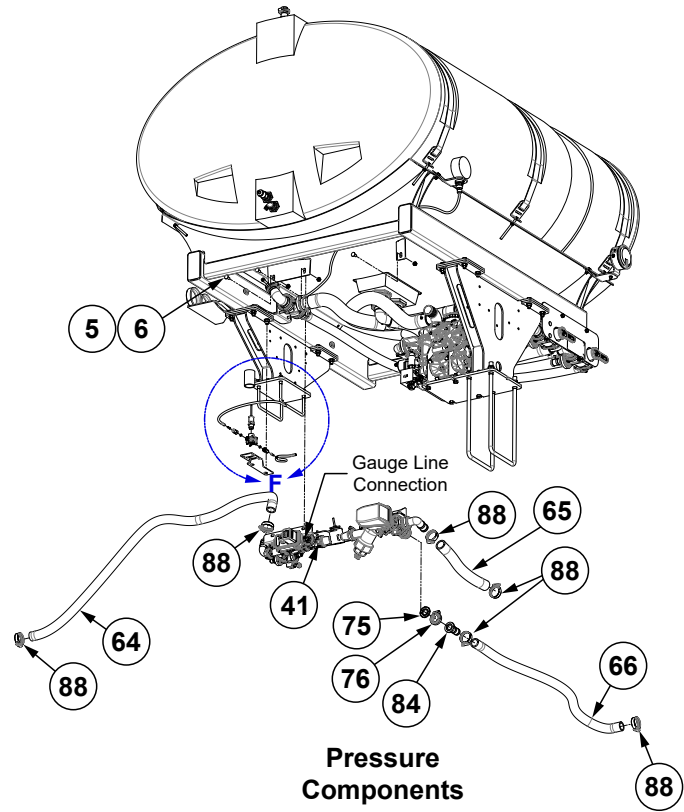
(Continued on following pages.)



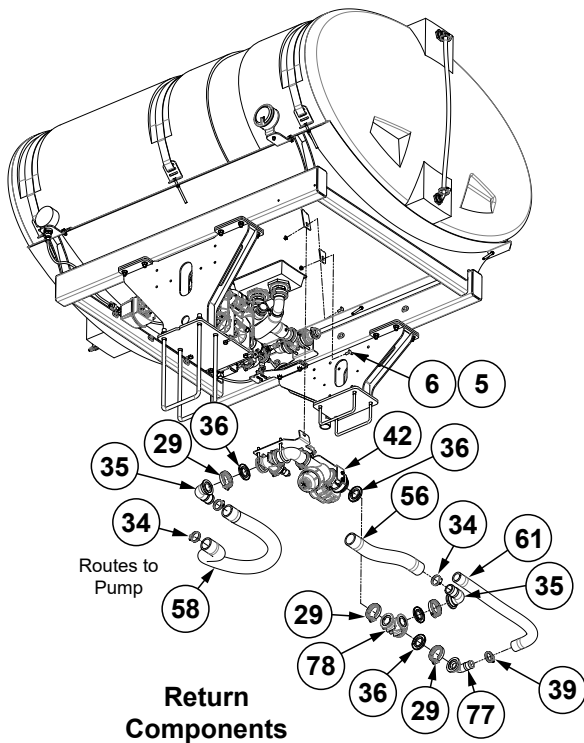
**Auxiliary Valve Components**



**Detail F**



**Pressure Components**



**Return Components**

ITEM	PART NO.	QTY.	DESCRIPTION
1	---	1	<a href="#">See "750 Gallon Tank Assembly" on page P245</a>
2	GD25499	2	U-Bolt, 8" x 16" x 3/4"-10
3	GA26888	1	Overflow Bracket, Hose Holder
4	GD34924	2	U-Bolt, 8" x 5" x 1/2"-13
5	G11091	13	Serrated Flange Nut, 3/8"-16
6	G10305	7	Carriage Bolt, 3/8"-16 x 1"
7	G10001	5	Hex Head Cap Screw, 3/8"-16 x 1"
8	G10112	4	Lock Nut, 3/4"-10
9	G10111	4	Lock Nut, 1/2"-13
10	G10108	1	Lock Nut, 3/8"-16
11	G10162	4	Hex Head Cap Screw, 1/4"-20 x 3 1/4"
12	G10103	4	Hex Nut, 1/4"-20
13	G10017	4	Hex Head Cap Screw, 1/2"-13 x 1 1/2"
14	G10071	4	Serrated Flange Nut, 1/2"-13
15	G11387	4	Flat Washer, 3/8" SAE
16	G10229	2	Lock Washer, 3/8"
17	G10379701	1	Pressure Gauge Mount
18	G5000-08-04	1	Coupling, 1/2"-14 FNPT x 1/4"-18 FNPT
19	G11242	1	Hex Socket Set Screw, 1/4"-20 x 3/8"
20	GD29709	5	Support Tube
21	GA21456	1	Pressure Gauge
22	GD29625	2	Connector, 1/4" NPT x 3/8"
23	G4916-20	1	0.020 Orifice
24	G10771701	1	Orifice Cushion Adapter
25	GD21158	1	Cap
26	G10636801	2	Rubber Sealing Washer, .438" Diameter
27	G10629901	2	Push to Connect Adapter, 1/4" to 3/8"
28	G10766601	1	Hose Tower Bracket
29	G11468	10	Flange Clamp SS 75 Series
30	GD3623	1	Adapter, 2" Male NPT To Cam Lock
31	GD26816	3	2" Flange x 2" Male Thread
32	GA2660	1	Shutoff Valve, 2" NPT
33	GD3951	1	Dust Cap, 2" Cam Lock
34	G10676	10	Hose Clamp, No. 36, Stainless Steel
35	G11457	6	Elbow, 2" Flange x 2" Hose Barb, 90°
36	G10406701	10	2" Skirted Flange Gasket
37	GD26996	1	Fertilizer Fill Valve Mount Bracket
38	G10776101	1	Fertilizer Valve Mount Bracket
39	G10829101	5	Heavy Duty Hose Clamp
40	---	1	<a href="#">See "Diaphragm Pump, AR160" on page P269</a>
41	---	1	<a href="#">See "Fertilizer Electric Valve Assembly, 750 Gallon Tank" on page P278</a>
42	---	1	<a href="#">See "Fertilizer Suction Subassembly" on page P273</a>
43	G10683901	1	Mini Flow Meter Mount
44	G10629801	1	Mini Flow Meter
45	G10629701	1	Mini Flow Meter Sensor
46	GA18720	1	Liquid Level Sensor
47	---	---	---
48	G10670201	1	Hydraulic Fan Control Block Mount
49	G4602-03	1	Black Helix Hose, 1 1/4" x 11'
50	G10609009	1	Black Tubing, 3/8" O.D. x .065" x 25"
51	G10609018	1	Black Tubing, 3/8" O.D. x .065" x 30"
52	G10609005	1	Black Tubing, 3/8" O.D. x .065" x 22"
53	G10609015	1	Black Tubing, 3/8" O.D. x .065" x 13"
54	G10485708	1	5/8" Clear Vinyl Hose, 7/8" O.D. x 1/8" x 42"

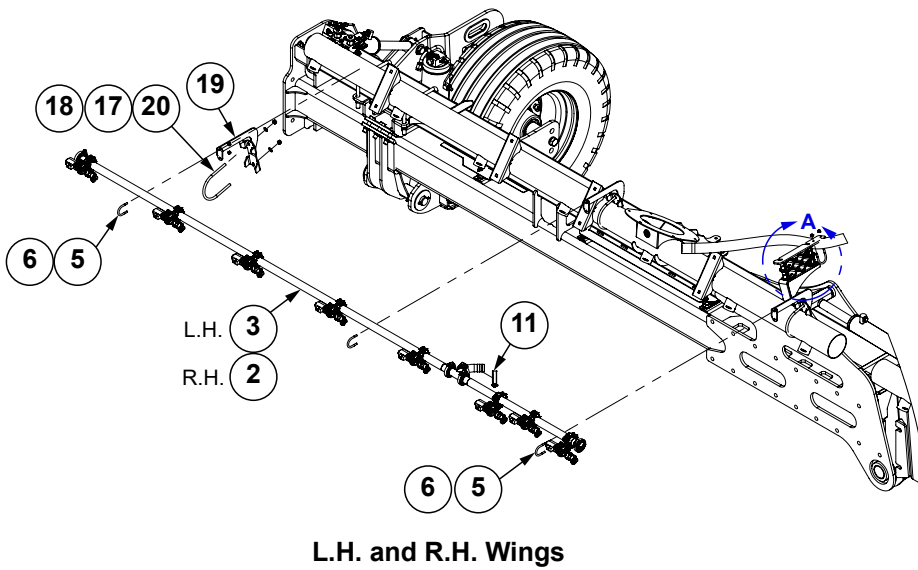
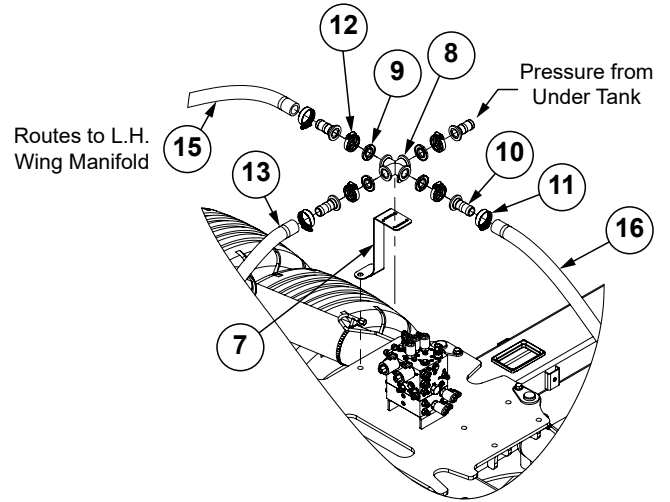
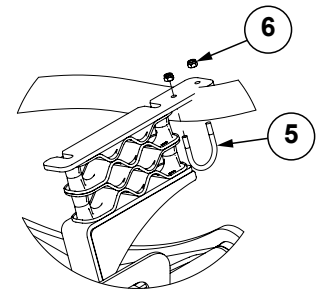
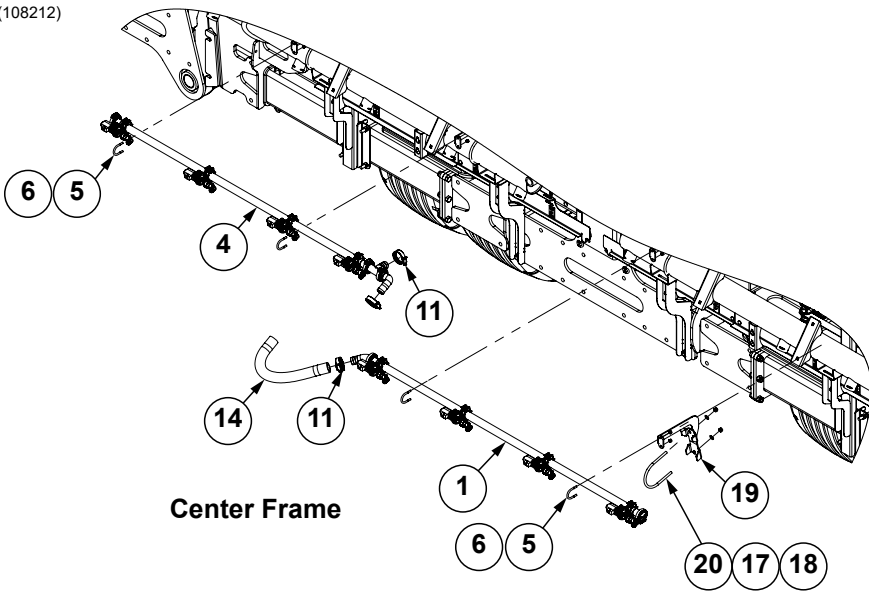
(Continued on following page.)

ITEM	PART NO.	QTY.	DESCRIPTION
55	G10485709	1	5/8" Clear Vinyl Hose, 7/8" O.D. x 1/8" x 102"
56	G10616608	1	Hose, 2.6" O.D. x 2" I.D. x 22"
57	---	---	---
58	---	---	---
59	*10616610	2	Hose, 2.6" O.D. x 2" I.D. x 44"
60	G10616615	1	Hose, 2.6" O.D. x 2" I.D. x 17"
61	G10616707	1	Hose, 2.1" O.D. x 1 1/2" I.D. x 38"
62	*4200-22	1	Hose, 1 1/4" I.D. x 72"
63	G10616613	1	Hose, 2.6" O.D. x 2" I.D. x 165"
64	*4200-21	1	Hose, 1 1/4" x 88"
65	*4202-09	1	Hose, 1 1/2" x 17"
66	*4200-23	1	Hose, 1 1/4" x 56"
67	---	1	<a href="#">See "Auxiliary Fertilizer Subassembly, 750 Gallon" on page P282</a>
68	---	---	---
69	G10683801	1	Manifold Tee Mount
70	G10510201	2	U-Bolt, 2 1/2" x 4 5/16"
71	---	1	<a href="#">See "Liquid Fertilizer Level Sight Assembly, 750 Gallon" on page P242</a>
72	G10489701	1	Site Gauge Bracket
73	G6400-06-08 GR1037	1	Connector W/O-Ring, 9/16"-18 Male JIC To 3/4"-16 O-Ring O-Ring
74	G11497	1	Adapter, 2" Flange x 2" Hose Barb
75	G10406801	1	Skirted Flange Gasket, 1"
76	G11467	1	Flange Clamp SS 50 Series
77	G10437901	1	90° Elbow, 2" Flange x 1 1/2" Barb
78	G11508	2	Tee, 2" Port Flange
79	G10673	3	Hose Clamp, No. 8
80	G10485501	2	Barbed Fitting, 5/8"
81	G10485401	1	Distributor Valve
82	G10492701	1	1" Insulated Clamp
83	G10491101	1	Elbow Barbed Fitting, 5/8"
84	G11458	1	Adapter 1" Flange x 1 1/4" Hose Barb
85	---	---	---
86	---	---	---
87	---	---	---
88	G10829101	6	Heavy Duty Hose Clamp
89	---	---	---
90	---	---	---
91	---	---	---
92	G11494	1	Adapter, 2" Flange x 1 1/4" Hose Barb
93	G10991401	1	Speed Sensor Assembly
94	G6400-08-06 GR1045	1	Connector W/O-Ring, 3/4"-16 Male JIC To 9/16"-18 O-Ring O-Ring
95	G10532101	5	Hex Socket Head Cap Screw, 1/4"-28 x 3/4" (Low Profile/Full Thread)
96	G10064	1	Hex Head Cap Screw, 1/4"-20 x 1"
97	G6400-06 GR1045	1	Connector W/O-Ring, 9/16"-18 Male JIC To O-Ring O-Ring
98	---	---	---
99	G10635801	1	Hydraulic Motor
100	G10102	2	Hex Nut, 1/2"-13
101	G10228	2	Lock Washer, 1/2"
102	---	1	<a href="#">See "Hydraulic Fertilizer Block" on page P196</a>
103	GA26585	1	1 Point Fertilizer Hose Bracket
104	GA26586	1	2 Point Fertilizer Hose Bracket
105	GD4743	1	U-Bolt, 3" x 3" x 1/2"-13

\*Hose not stocked by Kinze repair parts, for reference only.

**This page left blank intentionally.**

(108212)

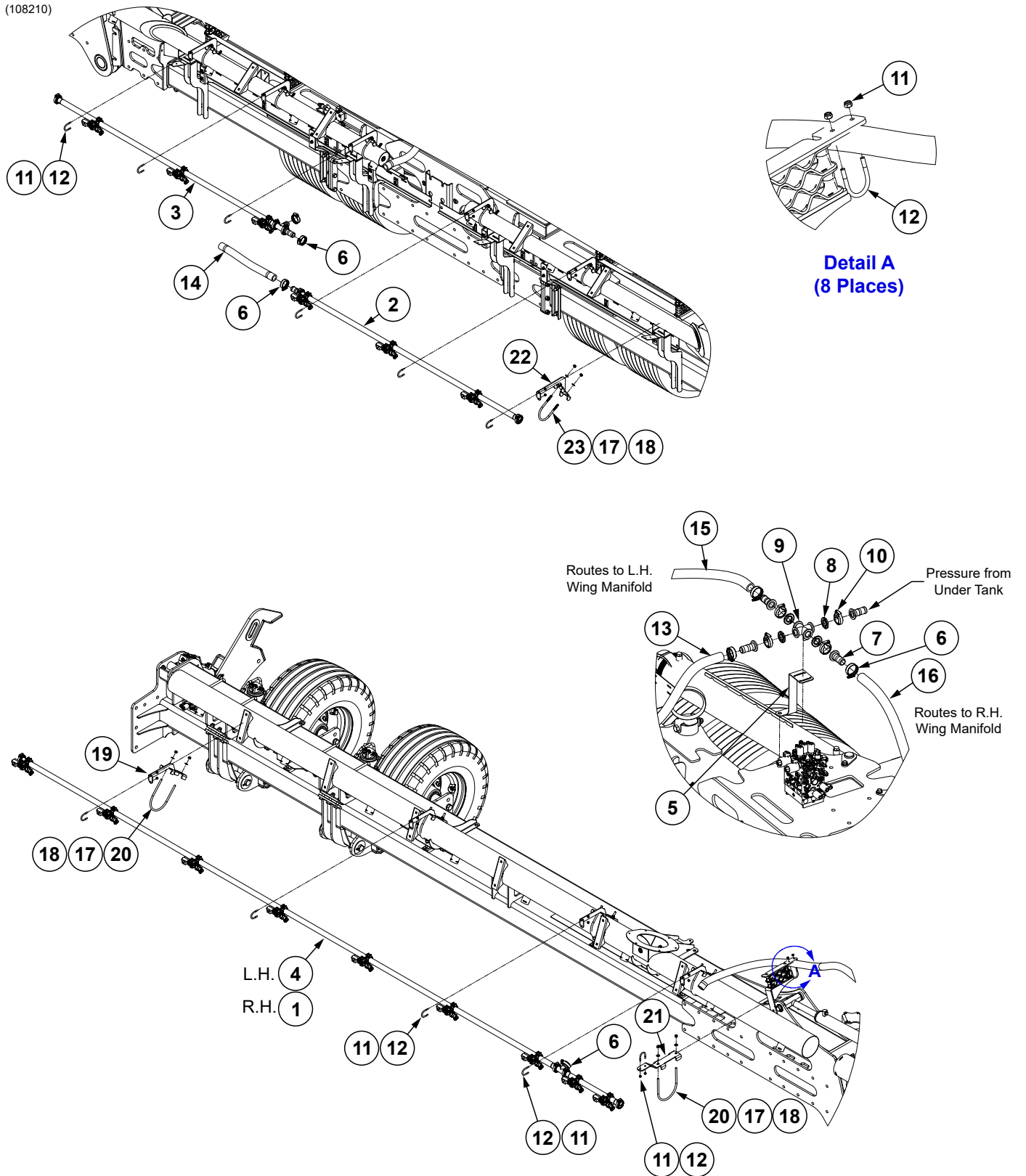




ITEM	PART NO.	QTY.	DESCRIPTION
1	---	1	<a href="#">See "Fertilizer Manifold Parts" on page P283</a>
2	---	1	<a href="#">See "Fertilizer Manifold Parts" on page P283</a>
3	---	1	<a href="#">See "Fertilizer Manifold Parts" on page P283</a>
4	---	1	<a href="#">See "Fertilizer Manifold Parts" on page P283</a>
5	G10606801	18	U-Bolt, 1½" x ¼"-20
6	G10110	36	Lock Nut, ¼"-20, Grade B
7	G10822501	1	Cross Support Bracket
8	G11459	1	1" Flanged Poly Cross
9	G10406801	4	Skirted Flange Gasket, 1"
10	G11458	4	Adapter 1" Flange x 1¼" Hose Barb
11	G10829101	8	Heavy Duty Hose Clamp
12	G11467	4	Flange Clamp SS 50 Series
13	*4200-17	1	Hose, 1¼" x 27"
14	*4200-30	1	Hose, 1¼" x 23"
15	*4200-19	1	Hose, 1¼" x 141"
16	*4200-20	1	Hose, 1¼" x 159"
17	G11387	20	Flat Washer, ⅜" SAE
18	G10108	20	Lock Nut, ⅜"-16
19	G10921201	10	Fertilizer Arm Support
20	GD19639	10	U-Bolt, 4½" x ⅜"-16

\*Hose not stocked by Kinze repair parts, for reference only.

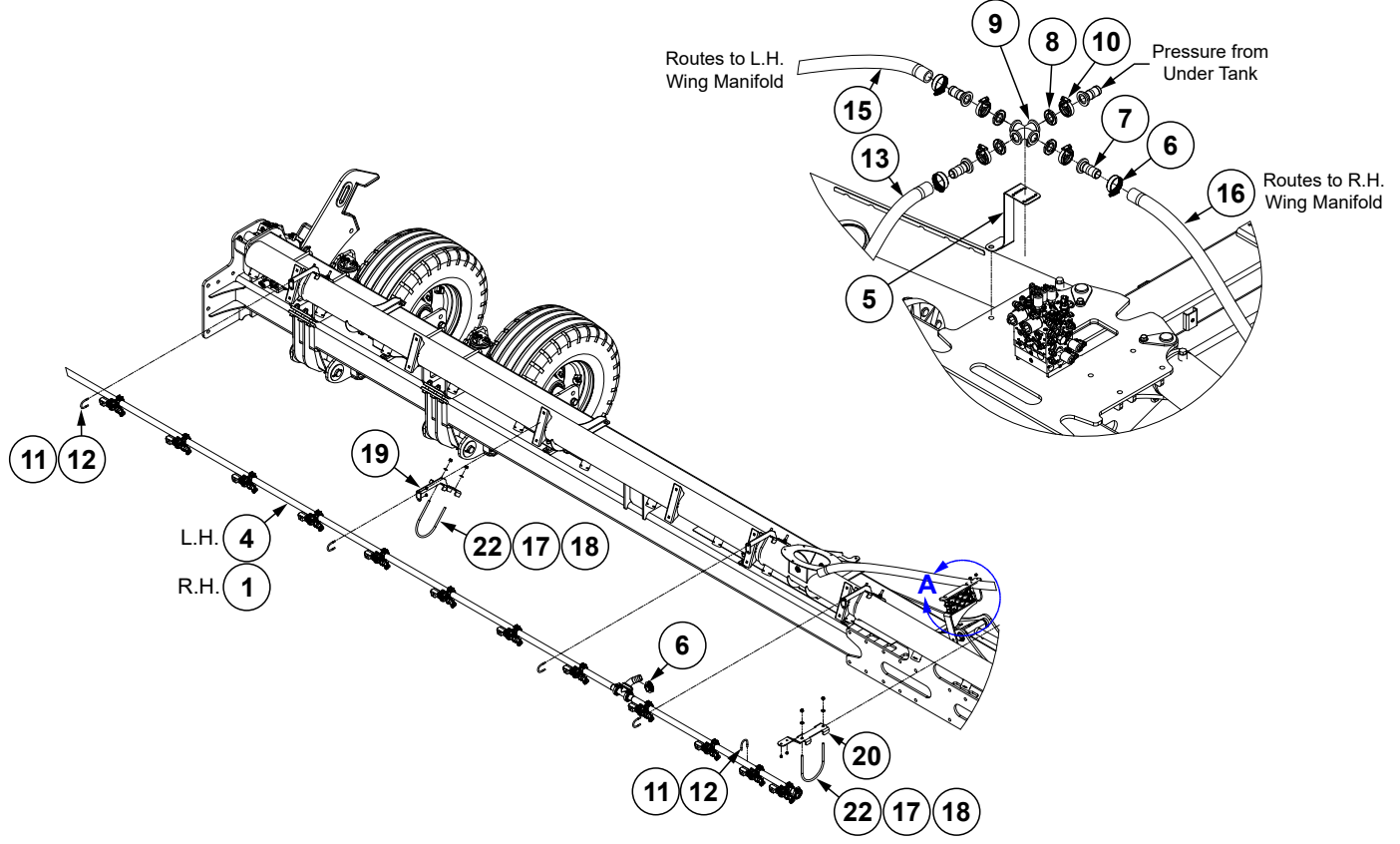
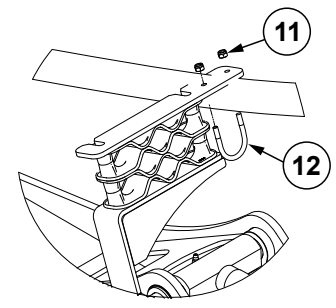
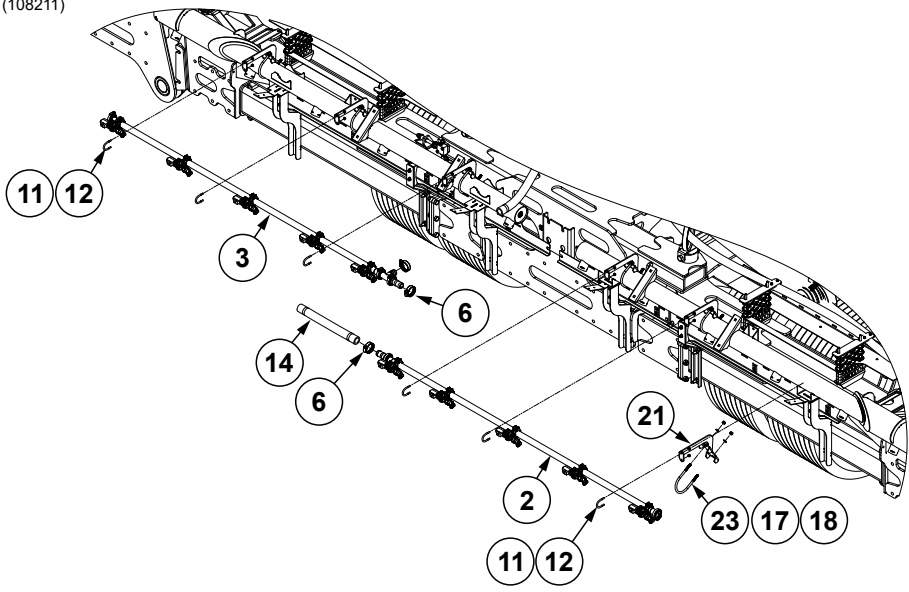
(108210)



ITEM	PART NO.	QTY.	DESCRIPTION
1	---	1	<a href="#">See "Fertilizer Manifold Parts" on page P283</a>
2	---	1	<a href="#">See "Fertilizer Manifold Parts" on page P283</a>
3	---	1	<a href="#">See "Fertilizer Manifold Parts" on page P283</a>
4	---	1	<a href="#">See "Fertilizer Manifold Parts" on page P283</a>
5	G10822501	1	Cross Support Bracket
6	G10829101	8	Heavy Duty Hose Clamp
7	G11458	4	Adapter 1" Flange x 1¼" Hose Barb
8	G10406801	4	Skirted Flange Gasket, 1"
9	G11459	1	1" Flanged Poly Cross
10	G11467	4	Flange Clamp SS 50 Series
11	G10110	48	Lock Nut, ¼"-20, Grade B
12	G10606801	24	U-Bolt, 1½" x ¼"-20
13	*4200-26	1	Hose, ¼" x 30"
14	*4200-30	1	Hose, ¼" x 23"
15	*4200-34	1	Hose, ¼" x 166"
16	*4200-28	1	Hose, ¼" x 186"
17	G11387	32	Flat Washer, ⅜" SAE
18	G10108	32	Lock Nut, ⅜"-16
19	G10920901	8	Fertilizer Arm Support, 6" Diameter
20	GD35437	10	U-Bolt, 6" x ⅜"-16
21	G10920501	2	Fertilizer Mount Bracket
22	G10920601	6	Fertilizer Arm Support, 4" Diameter
23	G10912301	6	U-Bolt, 4" x ⅜"-16

\*Hose not stocked by Kinze repair parts, for reference only.

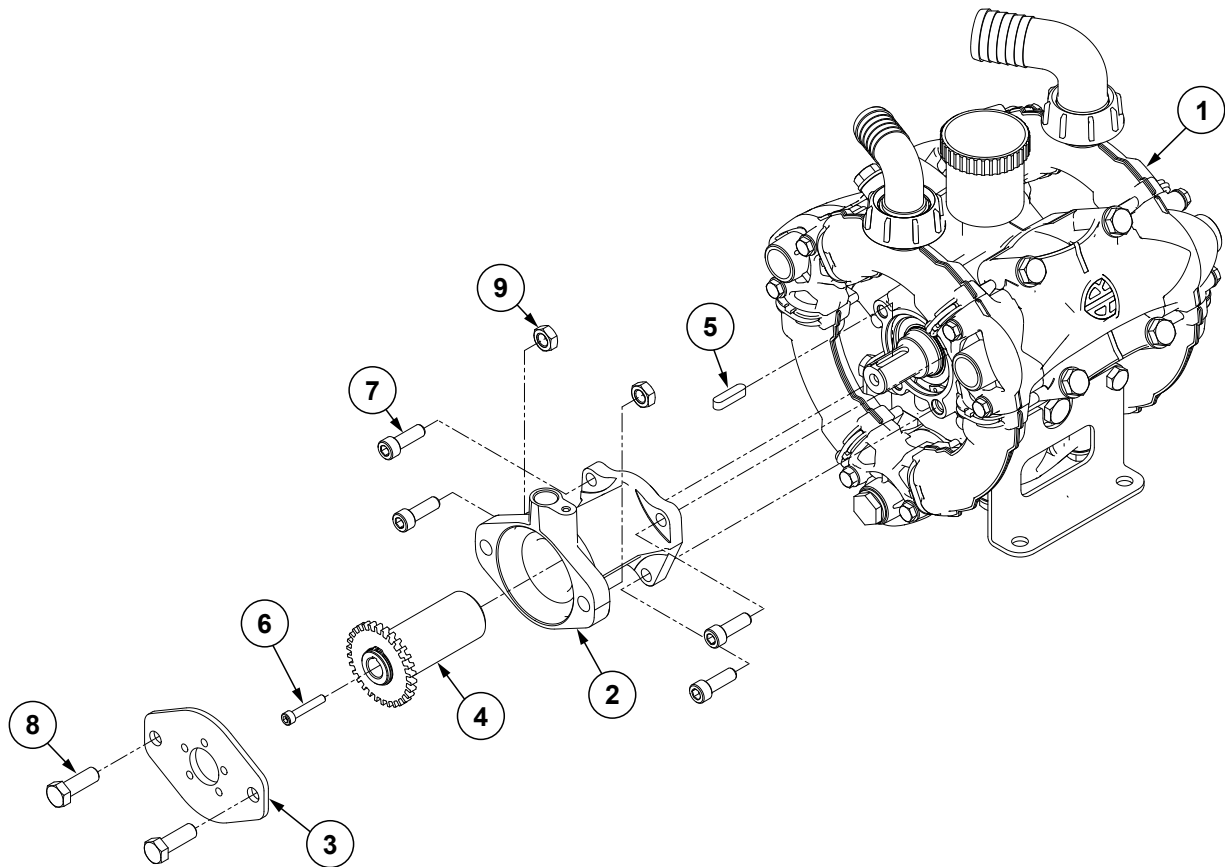
(108211)



ITEM	PART NO.	QTY.	DESCRIPTION
1	---	1	<a href="#">See "Fertilizer Manifold Parts" on page P283</a>
2	---	1	<a href="#">See "Fertilizer Manifold Parts" on page P283</a>
3	---	1	<a href="#">See "Fertilizer Manifold Parts" on page P283</a>
4	---	1	<a href="#">See "Fertilizer Manifold Parts" on page P283</a>
5	G10822501	1	Cross Support Bracket
6	G10829101	8	Heavy Duty Hose Clamp
7	G11458	4	Adapter 1" Flange x 1¼" Hose Barb
8	G10406801	4	Skirted Flange Gasket, 1"
9	G11459	1	1" Flanged Poly Cross
10	G11467	4	Flange Clamp SS 50 Series
11	G10110	48	Lock Nut, ¼"-20, Grade B
12	G10606801	24	U-Bolt, 1½" x ¼"-20
13	*4200-26	1	Hose, ¼" x 30"
14	*4200-25	1	Hose, ¼" x 20"
15	*4200-27	1	Hose, ¼" x 178"
16	*4200-28	1	Hose, ¼" x 186"
17	G11387	32	Flat Washer, ⅜" SAE
18	G10108	32	Lock Nut, ⅜"-16
19	G10920901	8	Fertilizer Arm Support, 6" Diameter
20	G10920501	2	Fertilizer Mount Bracket
21	G10920601	6	Fertilizer Arm Support, 4" Diameter
22	GD35437	10	U-Bolt, 6" x ⅜"-16
23	G10912301	6	U-Bolt, 4" x ⅜"-16

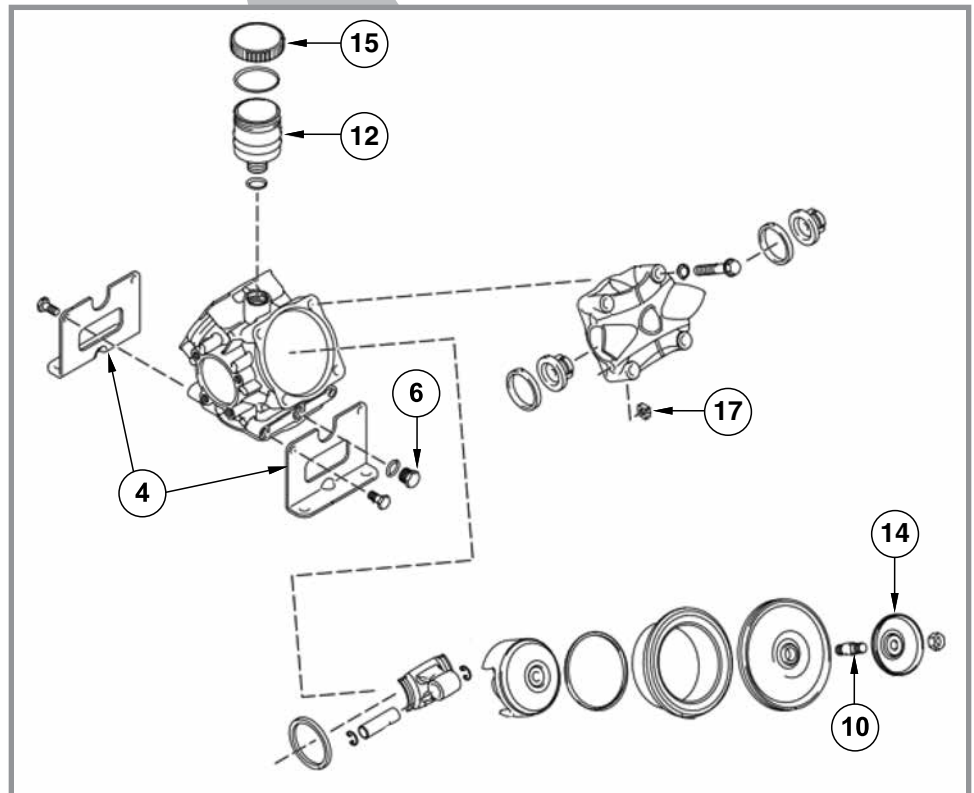
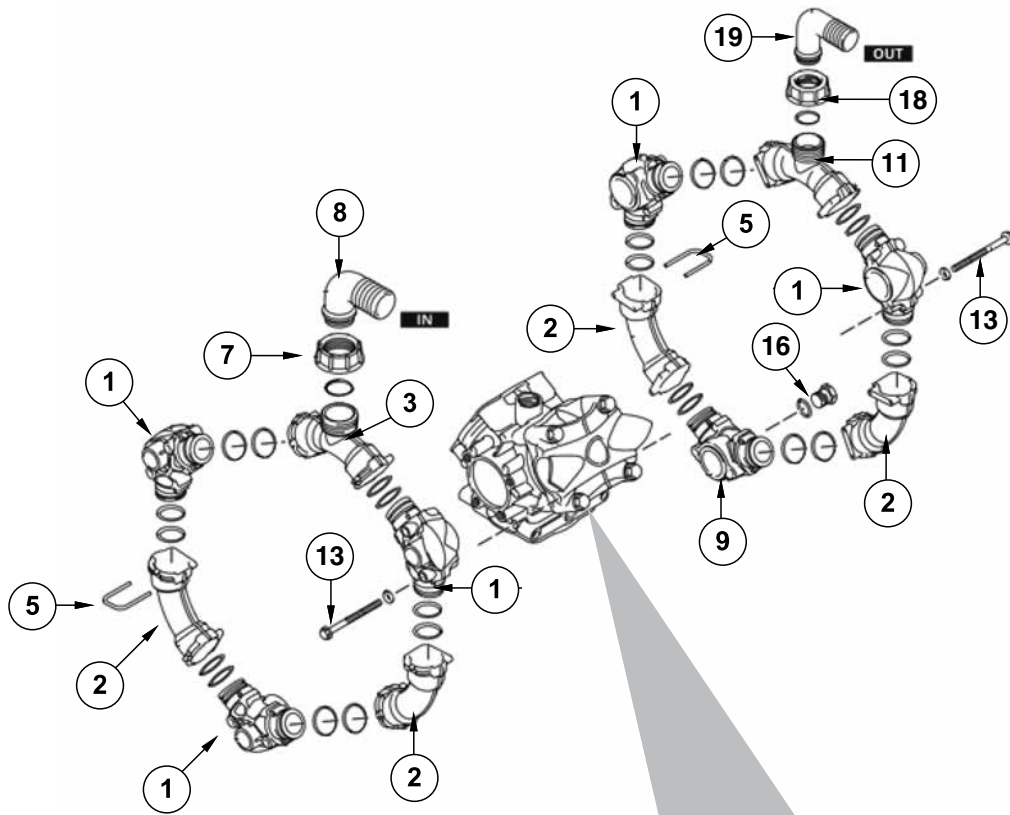
\*Hose not stocked by Kinze repair parts, for reference only.

(108277)



ITEM	PART NO.	QTY.	DESCRIPTION
1	---	1	<a href="#">See "Diaphragm Pump Assembly, AR120" on page P267</a>
2	G10611001	1	Flange Hydraulic Motor
3	G10814401	1	Flange Hydraulic Motor Mount
4	G10556201 G10590501	1 -	Coupler W/Hall Effect Wheel External Snap Ring
5	G10514101	1	Key
6	G12222-35	1	Hex Socket Head Cap Screw, M6-1.0 x 35MM
7	G10631801	4	Hex Socket Head Cap Screw, M10-1.5 x 30MM
8	G12002-35	2	Hex Head Cap Screw, M12-1.75 x 35
9	G12068	2	Hex Nylon Locknut, M12-1.75
A	G10827701	-	AR120 Diaphragm Pump Assembly, Items 1-9

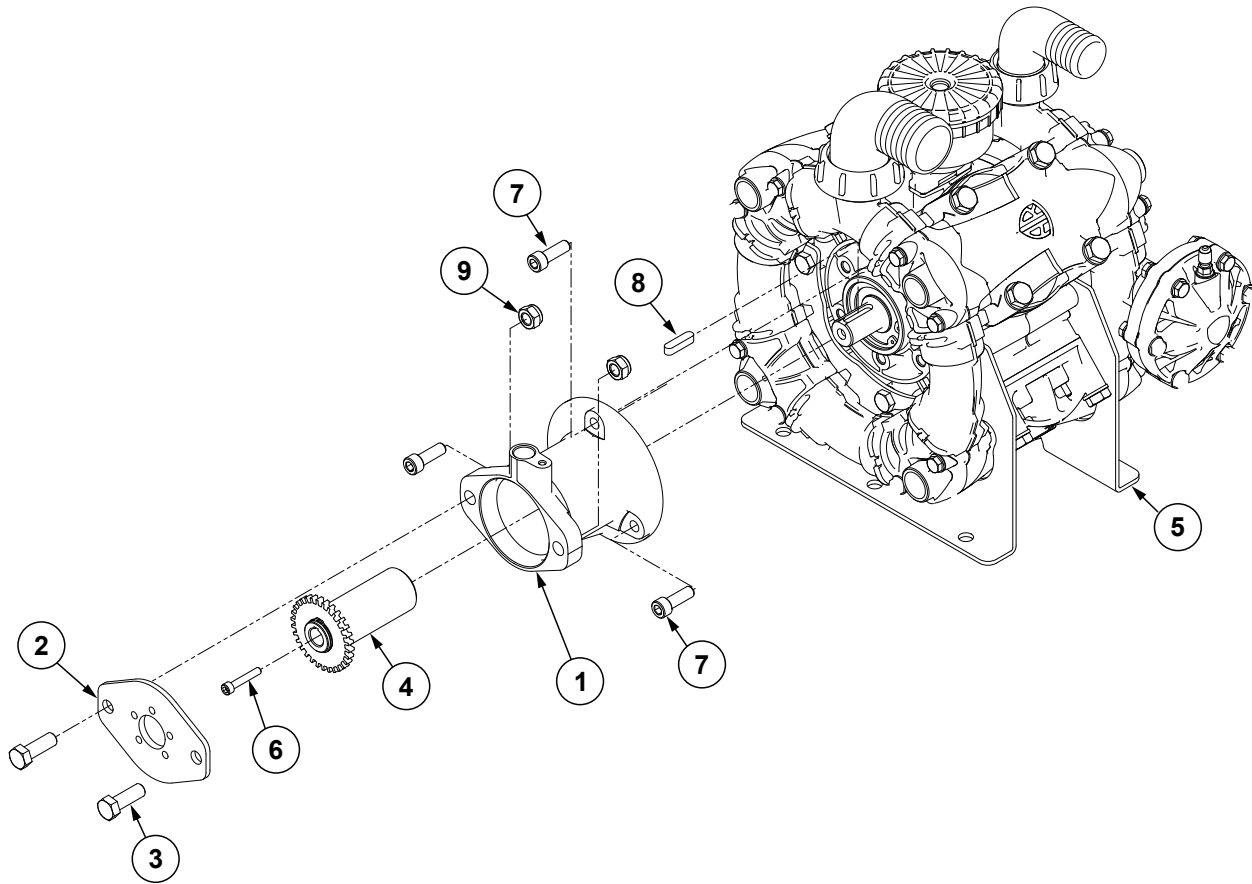
**This page left blank intentionally.**





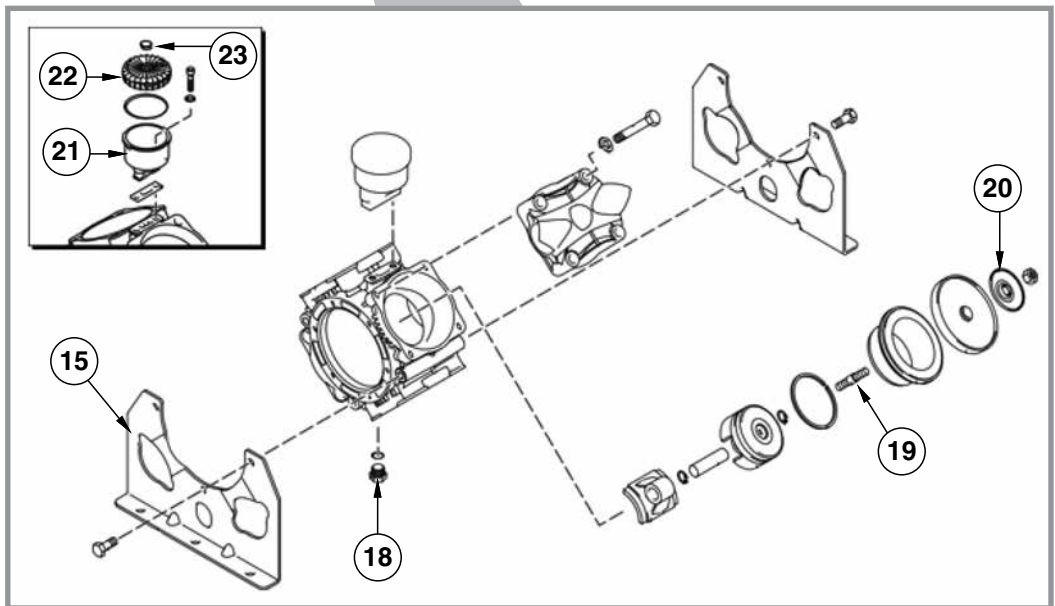
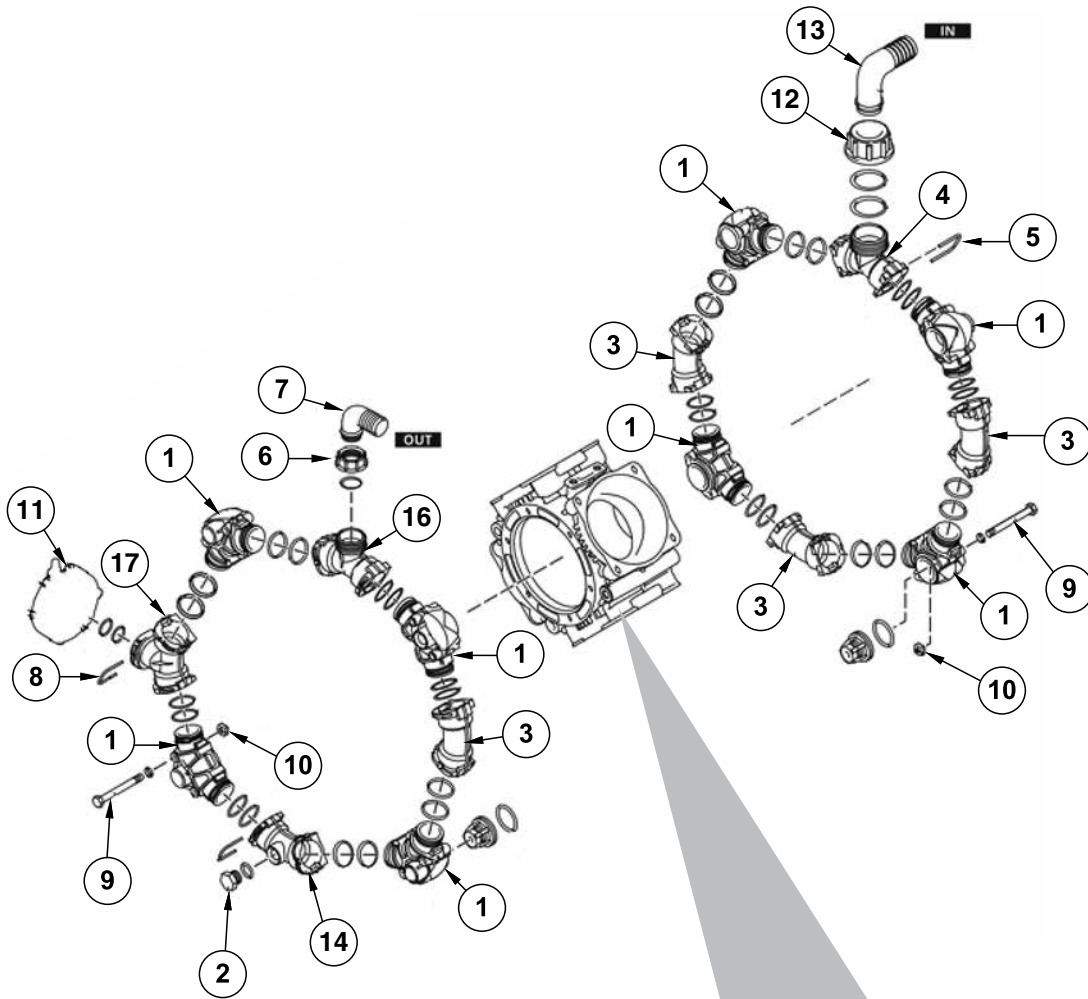
ITEM	PART NO.	QTY.	DESCRIPTION
1	G10976301	5	Manifold
2	G10976401	4	Manifold
3	G10976501	1	Manifold
4	G10975601	2	Foot Mount
5	G10976601	12	Fork Clip
6	G10975701	1	Oil Drain Plug
7	G10976701	1	Ring Nut
8	G10976801	1	Hose Barb, 1½"
9	G10976901	1	Manifold
10	G10976101	3	Hub Pin
11	G10977001	1	Manifold
12	G10975801	1	Tank Sight Glass
13	G10977101	12	Manifold Mount Bolt
14	G10976201	3	Plate
15	G10975901	1	Sight Glass Cap
16	G10977201	1	Drain Plug, Fertilizer
17	G10976001	12	Square Nut, M8
18	G10977301	1	Ring Nut
19	G10977401	1	Hose Barb, 1¼"
A	G10513001	1	AR Pump Winterizer, No. 64511
B	G10513101	2	AR Pump Oil, No. 6453D
C	G10434301	1	AR120 Diaphragm Kit
D	G10764001	1	AR120 Pump LFP O-Ring Service Kit
E	G10764101	1	AR120 Pump LFP Valve Service Kit

(106714)



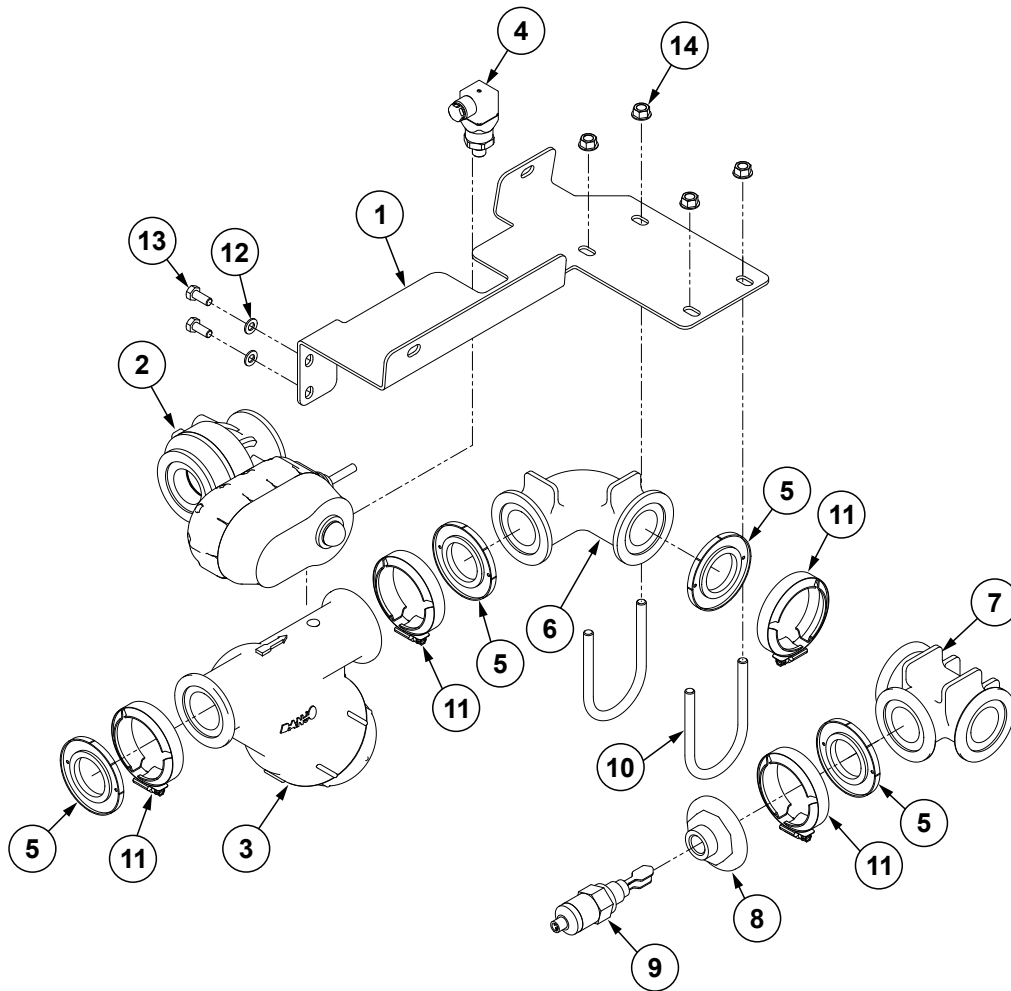
ITEM	PART NO.	QTY.	DESCRIPTION
1	G10773401	1	Stand Off Flange
2	G10814401	1	Flange Hydraulic Motor Mount
3	G12002-35	2	Hex Head Cap Screw, M12-1.75 x 35
4	G10556201 G10590501	1	Coupler W/Hall Effect Wheel External Snap Ring
5	---	1	<a href="#">See "Diaphragm Pump Assembly, AR160" on page P271</a>
6	G12222-35	1	Hex Socket Head Cap Screw, M6-1.0 x 35MM
7	G10631801	3	Hex Socket Head Cap Screw, M10-1.5 x 30MM
8	G10514101	1	Key
9	G10817601	2	Hex Nylon Lock Nut, M12-1.75
A	G10671401	-	AR160 Diaphragm Pump Assembly, Items 1-9

**This page left blank intentionally.**



ITEM	PART NO.	QTY.	DESCRIPTION
1	G10977501	8	Manifold
2	G10977201	1	Drain Plug, Fertilizer
3	G10977601	4	Manifold
4	G10977701	1	Manifold
5	G10977801	1	Fork Clip
6	G10976701	1	Ring Nut
7	G10976801	1	Hose Barb, 1½"
8	G10976601	12	Fork Clip
9	G10977101	12	Manifold Mount Bolt
10	G10976001	12	M8 Square Nut
11	G10978401	1	Air Chamber
12	G10977901	16	Ring Nut
13	G10978001	1	Elbow, 2"
14	G10978101	1	Manifold
15	G10981801	2	Foot
16	G10978201	1	Manifold
17	G10978301	1	Manifold
18	G10981901	1	Plug
19	G10982001	4	Hub Pin
20	G10982101	4	Plate
21	G10982201	1	Tank
22	G10982301	1	Plug
23	G10982401	1	Plug
A	G10513001	1	AR Pump Winterizer, No. 64511
B	G10513101	2	AR Pump Oil, No. 6453D
C	G10898801	1	AR160 O-Ring Kit
D	G10898901	1	AR160 Valve Kit
E	G10899001	1	AR160 Diaphragm Kit

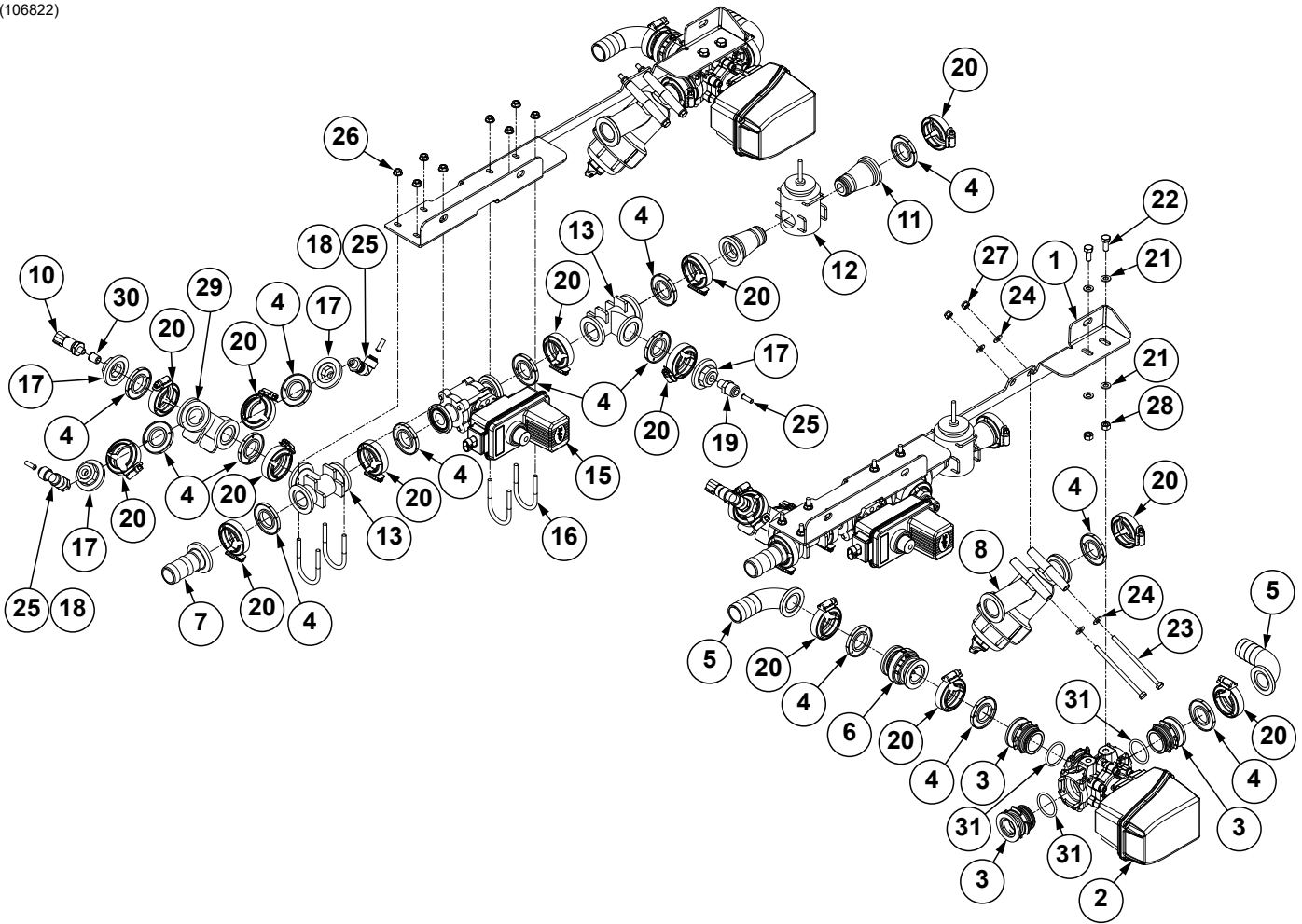
(106824)



ITEM	PART NO.	QTY.	DESCRIPTION
1	G10682301	1	Fertilizer Suction Mount Plate
2	G10406601	1	Electric Ball Valve Assembly
3	G10631901	1	<a href="#">See "Manifold Y Strainer Assemblies" on page P280</a>
4	G10474501	1	Hydraulic Pressure Transmitter Sensor
5	G10406701	4	2" Skirted Flange Gasket
6	GD26472	1	2" x 2", 90° Full Port Flange
7	G11508	1	Tee, 2" Port Flange
8	G10425201	1	2" Plug W/1/2" FNPT Port
9	GA18720	1	Liquid Level Sensor
10	G10510201	2	U-Bolt, 2 1/2" x 4 5/16"
11	G11468	4	Flange Clamp SS 75 Series
12	G12081	2	Flat Washer, M8
13	G12003-20	2	Hex Head Cap Screw, M8-1.20
14	G11091	4	Serrated Flange Nut, 3/8"-16

**This page left blank intentionally.**

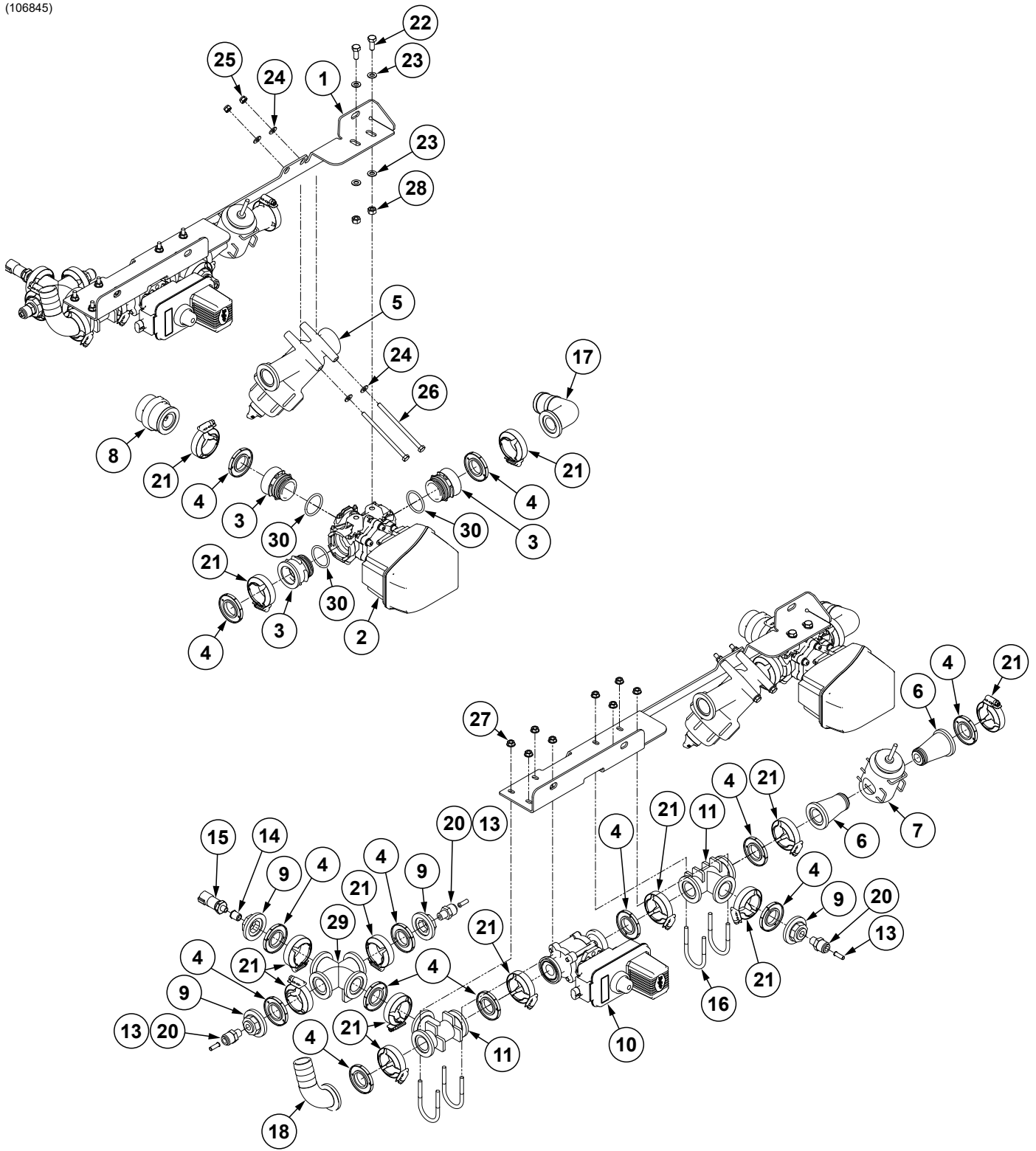
(106822)





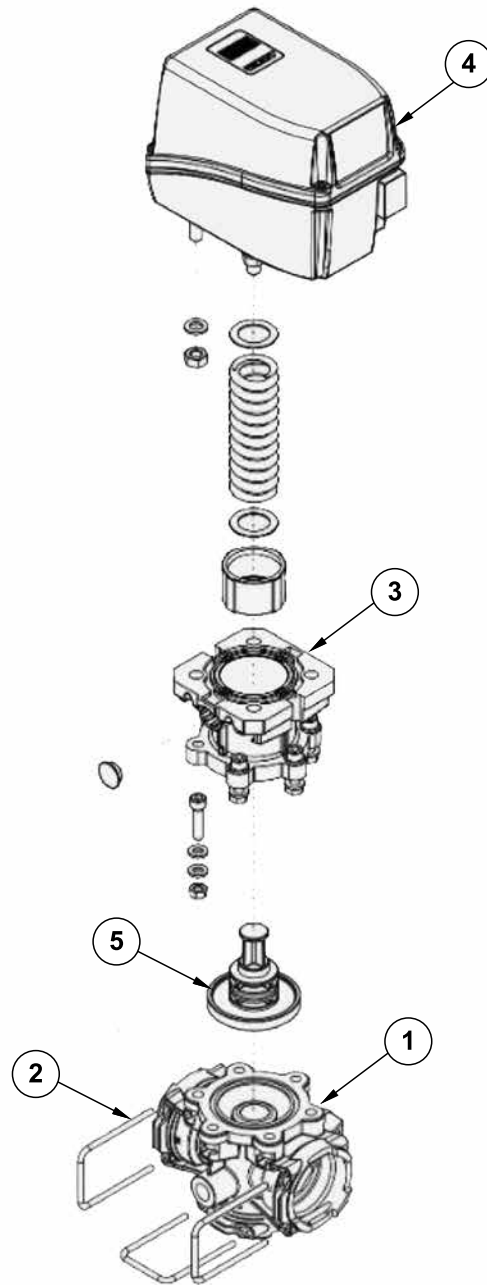
ITEM	PART NO.	QTY.	DESCRIPTION
1	G10683001	1	Fertilizer Pressure Mount Plate
2	G10398801	1	<a href="#">See "Pressure Regulator" on page P279</a>
3	G10401901	3	T5 Male Hose Fitting W/Clamp Coupling
4	G10406801	14	Skirted Flange Gasket, 1"
5	G10779901	2	1" Flange x 1¼" Barb, 90°
6	G10466101	1	1" Manifold Flanged Check Valve
7	G11458	1	Adapter 1" Flange x 1¼" Hose Barb
8	G10398701	1	<a href="#">See "Manifold Y Strainer Assemblies" on page P280</a>
9	---	---	---
10	GA14804	1	Pressure Sensor (0-120 PSI)
11	GD26304	2	Flow Meter Flanged Adapter
12	GA14813	1	Flow Meter
13	G11583	2	1" Flanged Manifold Tee
14	---	---	---
15	G10632101	1	1" Electric Ball Valve W/Harness
16	GD26274	4	U-Bolt, 1½" x ¼"-20
17	G10618301	4	1" Flanged Plug W/1/4" FNPT Port
18	GA21614	2	90° Push-To-Connect Elbow
19	GD29625	1	Connector, ¼" NPT x ⅜"
20	G11467	14	Flange Clamp SS 50 Series
21	G12081	4	Flat Washer, M8
22	G12003-20	2	Hex Head Cap Screw, M8-1.20
23	G11203	2	Hex Head Cap Screw, ¼"-20 x 4½"
24	G10211	4	Washer, ¼" SAE
25	GD29709	3	Support Tube
26	G10621	8	Serrated Flange Nut, ¼"-20
27	G10110	2	Lock Nut, ¼"-20, Grade B
28	G12083	2	Hex Nut, M8-1,25
29	G11459	1	1" Flanged Poly Cross
30	G10506401	1	Reducer, ¼"-18 x ⅛"-27 NPT
31	G10922601	3	T5 O-Ring

(106845)



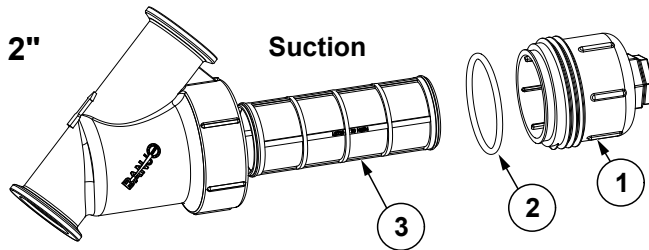
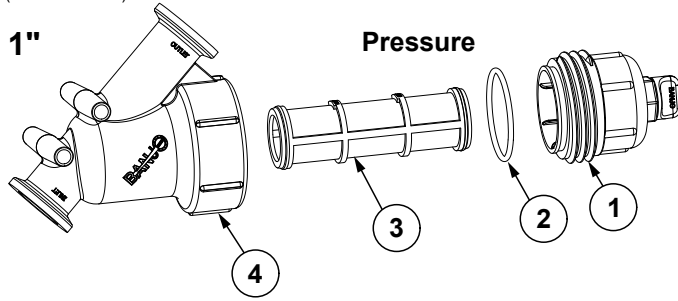
ITEM	PART NO.	QTY.	DESCRIPTION
1	G10683001	1	Fertilizer Pressure Mount Plate
2	G10398801	1	T5 Pressure Regulator
3	G10401901	3	T5 Male Hose Fitting W/Clamp Coupling
4	G10406801	13	Skirted Flange Gasket, 1"
5	G10398701	1	<a href="#">See "Manifold Y Strainer Assemblies" on page P280</a>
6	GD26304	2	Flow Meter Flanged Adapter
7	GA14813	1	Flow Meter
8	G10466101	1	1" Manifold Flanged Check Valve
9	G10618301	4	1" Flanged Plug W/¼" FNPT Port
10	G10632101	1	1" Electric Ball Valve W/Harness
11	G11583	2	1" Flanged Manifold Tee
12	---	---	---
13	GD29709	3	Support Tube
14	G10506401	1	Reducer, ¼"-18 x ⅛"-27 NPT
15	GA14804	1	Pressure Sensor (0-120 PSI)
16	GD26274	4	U-Bolt, 1½" x ¼"-20
17	G10684401	1	1" Flanged Adapter x 1½", 90° Hose Barb
18	G10779901	1	1" Flange x 1¼" Barb, 90°
19	---	---	---
20	GD29625	3	Connector, ¼" NPT x ⅜"
21	G11467	13	Flange Clamp SS 50 Series
22	G12003-20	2	Hex Head Cap Screw, M8-1.20
23	G12081	4	Flat Washer, M8
24	G10211	4	Washer, ¼" SAE
25	G10110	2	Lock Nut, ¼"-20, Grade B
26	G11203	2	Hex Head Cap Screw, ¼"-20 x 4½"
27	G10621	8	Serrated Flange Nut, ¼"-20
28	G12083	2	Hex Nut, M8-1,25
29	G11459	1	1" Flanged Poly Cross
30	G10922601	3	T5 O-Ring

(103988)



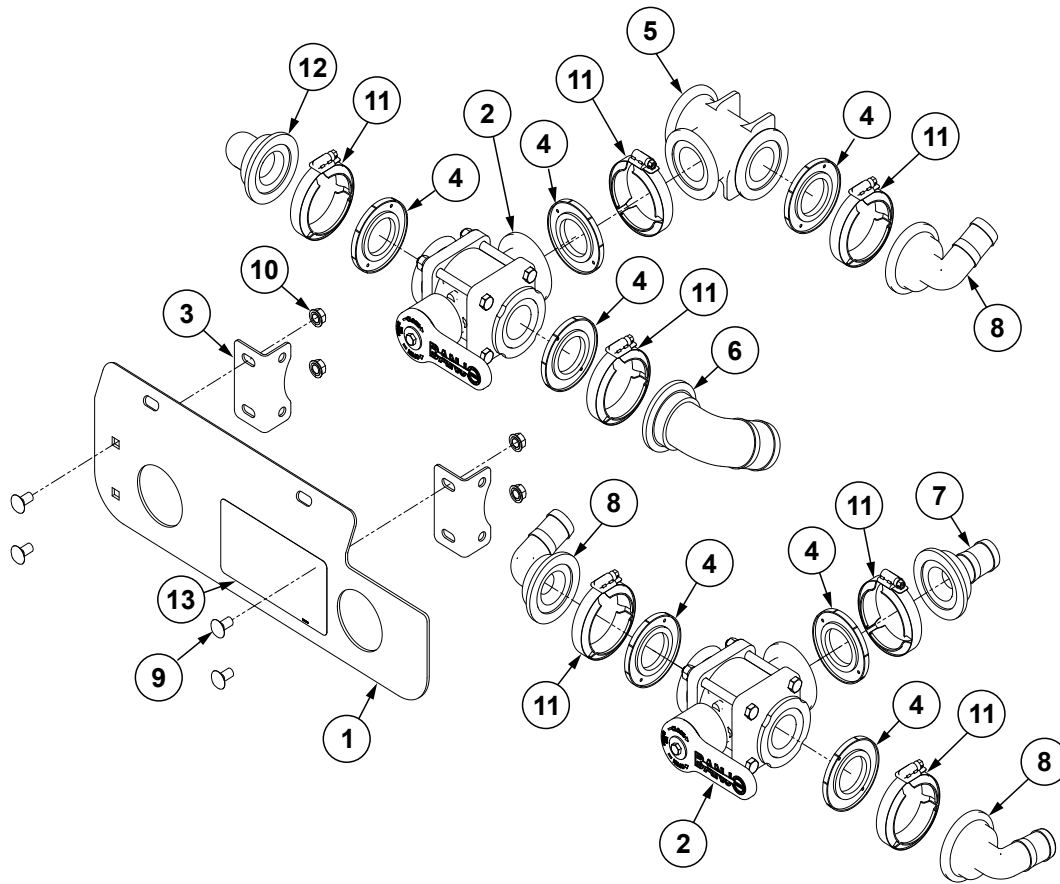
ITEM	PART NO.	QTY.	DESCRIPTION
1	G10974801	1	T5 Body Press Valve
2	G10975101	3	Fork
3	G10974901	1	Motor Support
4	G10975201	1	Motor
5	G10975001	1	Diaphragm and Pressure Valve
A	G10398801	-	T5 Pressure Regulator Assembly (Items 1-5)

(103987/106319)



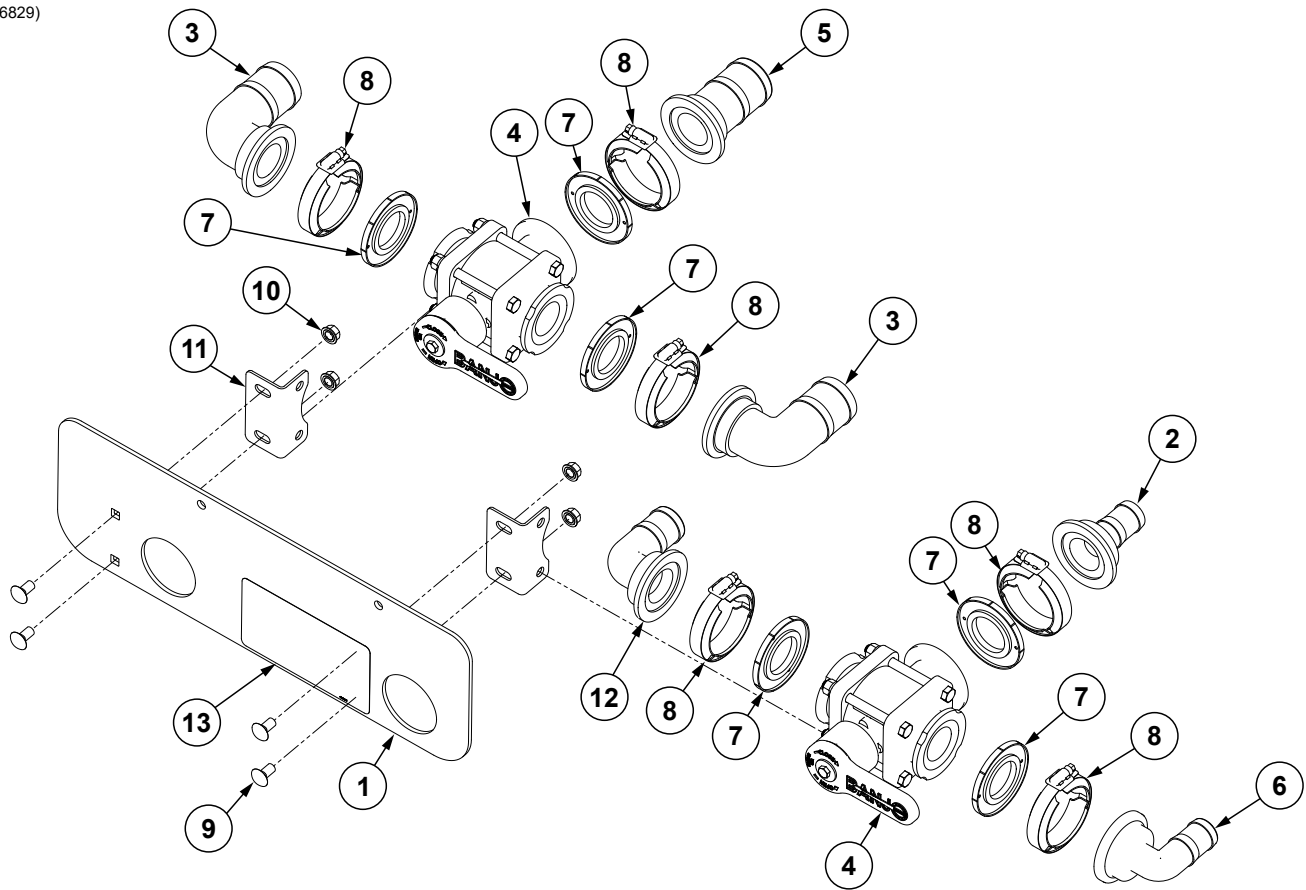
ITEM	PART NO.	QTY.	DESCRIPTION
1	G10974501	1	Cap Assembly, 1"
	G10975401		Cap Assembly, 2"
2	G10975501	1	O-Ring, No. 228 (1" Manifold Strainer)
	G10974701		O-Ring, No. 339 (2" Manifold Strainer)
3	G10974401	1	80 Mesh Screen (1" Manifold Strainer)
	G10975301		30 Mesh Screen (2" Manifold Strainer)
4	G10974601	1	Manifold Body (1" Manifold Strainer Only)
A	G10398701	1	1" Manifold Y Strainer W/80 Mesh Screen (Items 1-4)
B	G10631901	1	2" Manifold Y Strainer W/30 Mesh Screen (Items 1-3)

(106826)

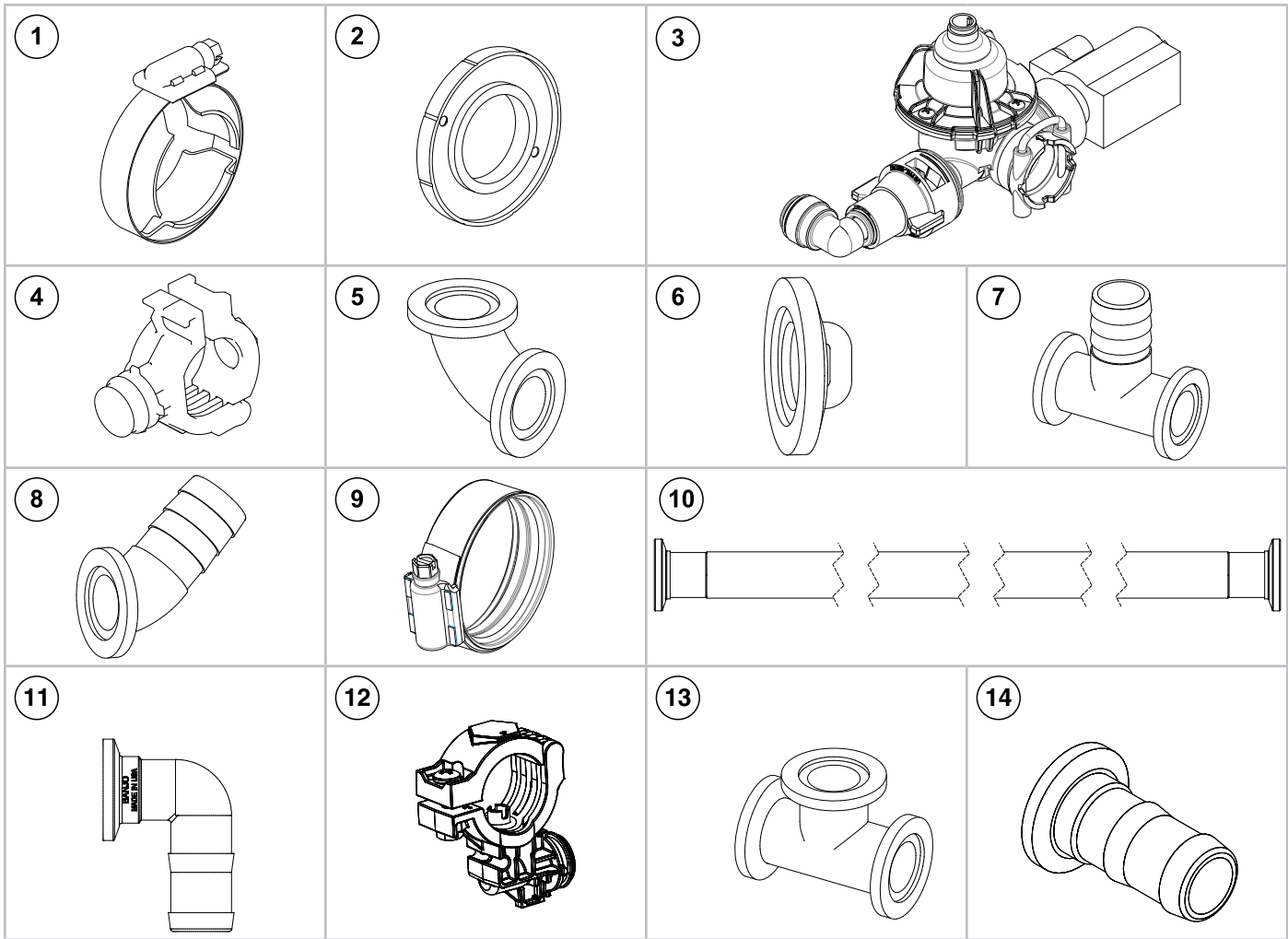


ITEM	PART NO.	QTY.	DESCRIPTION
1	G10682501	1	Auxiliary Fertilizer Plate
2	GA21845	2	3-Way Flanged Ball Valve, 2"
3	G10613501	2	Auxiliary Valve Mount
4	G10406701	7	2" Skirted Flange Gasket
5	G11508	1	Tee, 2" Port Flange
6	G11457	1	Elbow, 2" Flange x 2" Hose Barb, 90°
7	G11494	1	Adapter, 2" Flange x 1 1/4" Hose Barb
8	G10473901	3	Adapter, 2" Flange x 1 1/4" Hose Barb, 90°
9	G10308	4	Carriage Bolt, 3/8"-16 x 3/4"
10	G11091	4	Serrated Flange Nut, 3/8"-16
11	G11468	7	Flange Clamp SS 75 Series
12	G10437901	1	90° Elbow, 2" Flange x 1 1/2" Barb
13	---	1	<a href="#">See "Decals, Paint, and Miscellaneous" on page P295</a>

(106829)



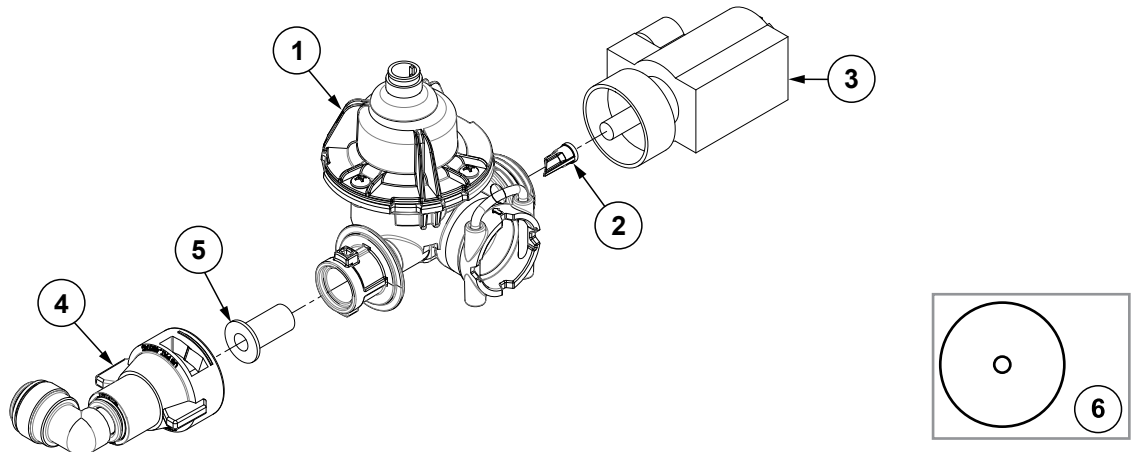
ITEM	PART NO.	QTY.	DESCRIPTION
1	G10682801	1	Auxiliary Fertilizer Plate
2	G11494	1	Adapter, 2" Flange x 1¼" Hose Barb
3	G11457	2	Elbow, 2" Flange x 2" Hose Barb, 90°
4	GA21845	2	3-Way Flanged Ball Valve, 2"
5	G11497	1	Adapter, 2" Flange x 2" Hose Barb
6	G10473901	1	Adapter, 2" Flange x 1¼" Hose Barb, 90°
7	G10406701	6	2" Skirted Flange Gasket
8	G11468	6	Flange Clamp SS 75 Series
9	G10308	4	Carriage Bolt, ¾"-16 x ¾"
10	G11091	4	Serrated Flange Nut, ¾"-16
11	G10613501	2	Auxiliary Valve Mount
12	G10437901	1	90° Elbow, 2" Flange x 1½" Barb
13	---	1	<a href="#">See "Decals, Paint, and Miscellaneous" on page P295</a>





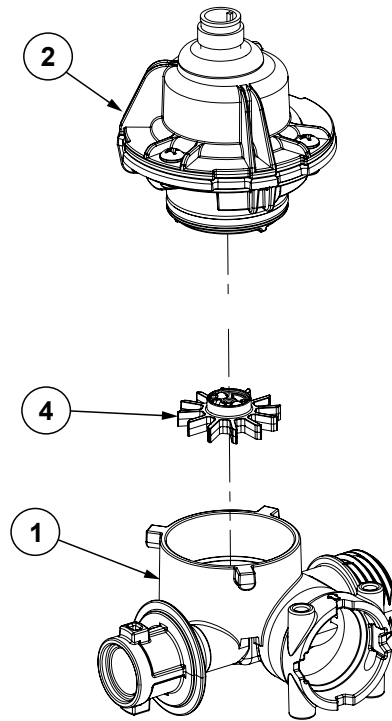
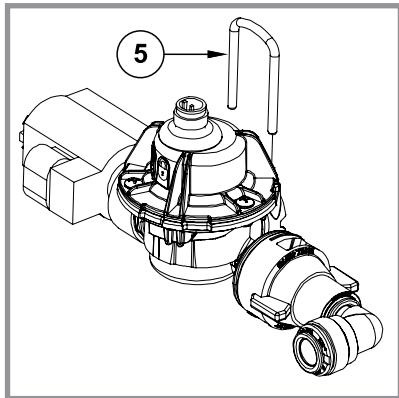
ITEM	PART NO.	QTY.	DESCRIPTION
1	G11467	-	Flange Clamp SS 50 Series
2	G10406801	-	Skirted Flange Gasket, 1"
3	---		<a href="#">See "Manifold Row Flow Assembly" on page P285</a>
4	G10773801	-	Fertilizer Manifold Clamp, Straight Nozzle
5	G10779701	-	90° Flanged Fitting, 1"
6	G10780101	-	Flanged Plug, 1"
7	G10780201	-	Flanged Barb, 1¼"
8	G10797801	-	45° Flanged Barb Fitting, 1¼"
9	G10829101	-	Heavy Duty Hose Clamp
10	G10790401	-	Fertilizer Manifold, 64.980"
	G10781901	-	Fertilizer Manifold, 60.980"
	G10790601	-	Fertilizer Manifold, 91.980"
	G10790501	-	Fertilizer Manifold, 27.980" (24 Row 20", R.H.)
	G10782101	-	Fertilizer Manifold, 88.980"
	G10782001	-	Fertilizer Manifold, 27.980" (24 Row 20", L.H.)
	G10786601	-	Fertilizer Manifold, 30.980"
	G10786501	-	Fertilizer Manifold, 189.980"
	G10786701	-	Fertilizer Manifold, 80.980"
	G10790701	-	Fertilizer Manifold, 172.980"
	G10790801	-	Fertilizer Manifold, 50.980"
	G10752801	-	Fertilizer Manifold, 18.980"
	G10752601	-	Fertilizer Manifold, 188.980"
	G10752401	-	Fertilizer Manifold, 76.980"
11	G10425601	-	Flanged Elbow, 1" x 1¼" Barb, 90°
12	G10770401	-	Fertilizer Manifold Clamp, 90° Nozzle
13	G10779801	-	1" Flanged Tee
14	G11458	-	Adapter 1" Flange x 1¼" Hose Barb

(107733)



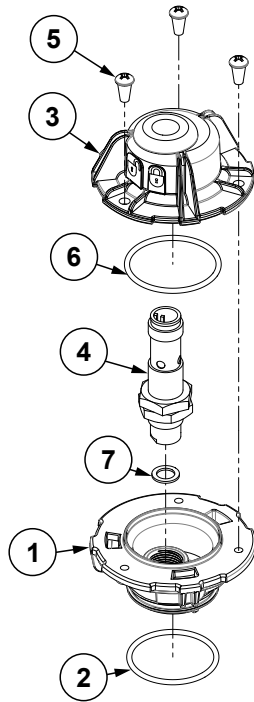
ITEM	PART NO.	QTY.	DESCRIPTION
1	---	1	<a href="#">See "Fertilizer Flow Meter Assembly" on page P286</a>
2	G10773101	1	Flow Meter Orifice, 0.082"
3	GA20732	1	Fertilizer Shut Off
4	G10522501	1	Fertilizer Manifold Cap, 90°
5	G10943101	-	Strainer Nozzle, 100 Mesh
	G10943201	-	Strainer Nozzle, 200 Mesh
	GD27290	-	Strainer Nozzle, 50 Mesh
6	G10804001	1	0.015 Orifice (24/Pkg)
	GA17118	-	0.020 Orifice (24/Pkg)
	GA17119	-	0.025 Orifice (24/Pkg)
	GA19161	-	0.032 Orifice (24/Pkg)
	GA19162	-	0.037 Orifice (24/Pkg)
	GA20412	-	0.037 Orifice (12/Pkg)
	GA19163	-	0.041 Orifice (24/Pkg)
	GA19164	-	0.048 Orifice (24/Pkg)
	GA19165	-	0.055 Orifice (24/Pkg)
	GA19166	-	0.065 Orifice (24/Pkg)
	G10804002	-	0.072 Orifice (24/Pkg)
	G10804003	-	0.078 Orifice (24/Pkg)
	G10804004	-	0.086 Orifice (24/Pkg)
	G10804005	-	0.103 Orifice (24/Pkg)

(110071)



ITEM	PART NO.	QTY.	DESCRIPTION
1	G10772302	1	Manifold Fertilizer Flow Meter
2	---	1	<a href="#">See "Fertilizer Flow Meter Cover" on page P287</a>
3	---	---	---
4	G10773002	1	Fertilizer Flow Meter Paddle Assembly, 12F
5	G10833001	1	Wire Retention Clip

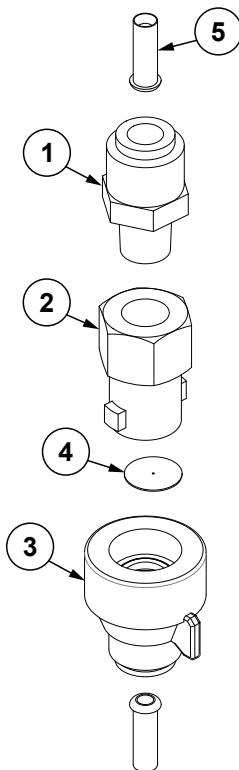
(107726)



ITEM	PART NO.	QTY.	DESCRIPTION
1	G10832301	1	Fertilizer Flow Meter Cover
2	G10772501	1	O-Ring, No. 24
3	G10832401	1	Dust Cap Assembly
4	G10832701	1	Proximity Sensor
5	G10963001	3	Phillips Pan Head Tapping Screw, 6-19 x 5/16"
6	G10833101	1	O-Ring, No. 25
7	G10840901	1	Plastic Shim, 3/8" x 1/4" x .03"

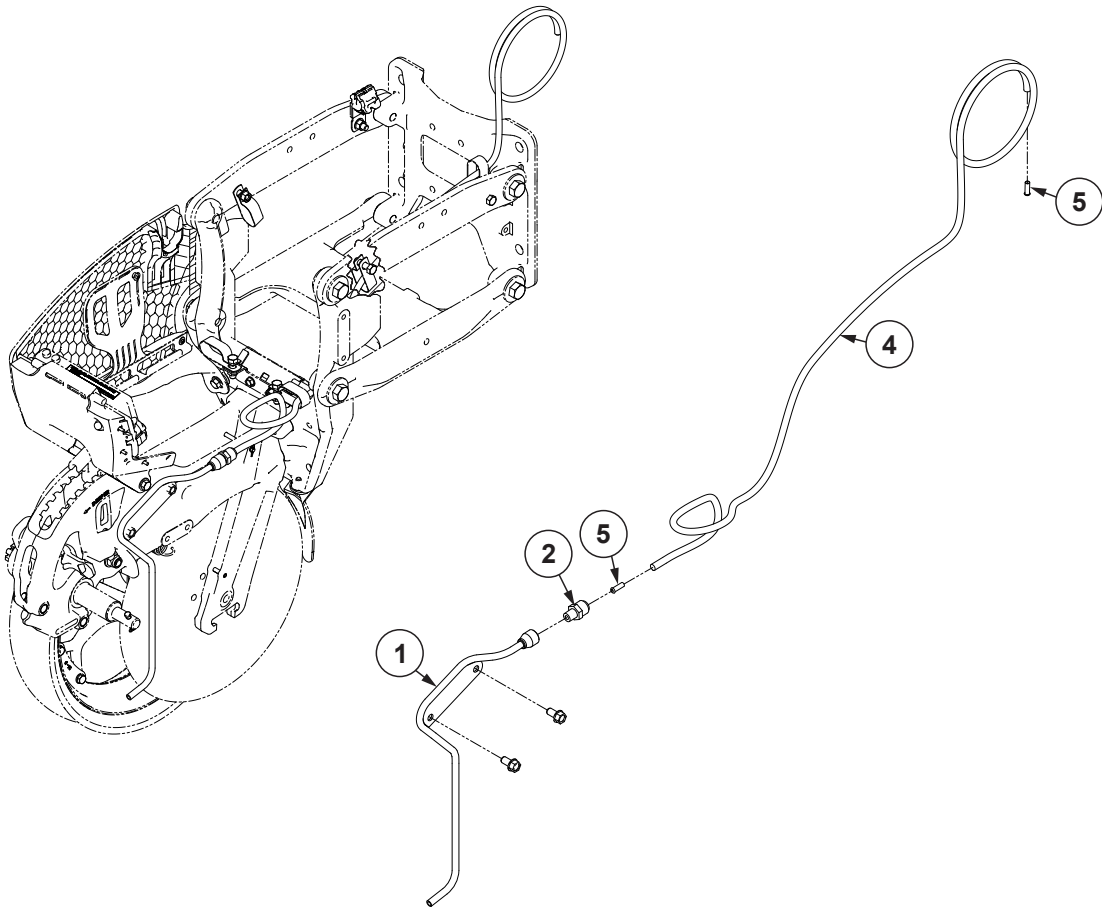
**Orifice In-Line Housing Assembly**

(107719)



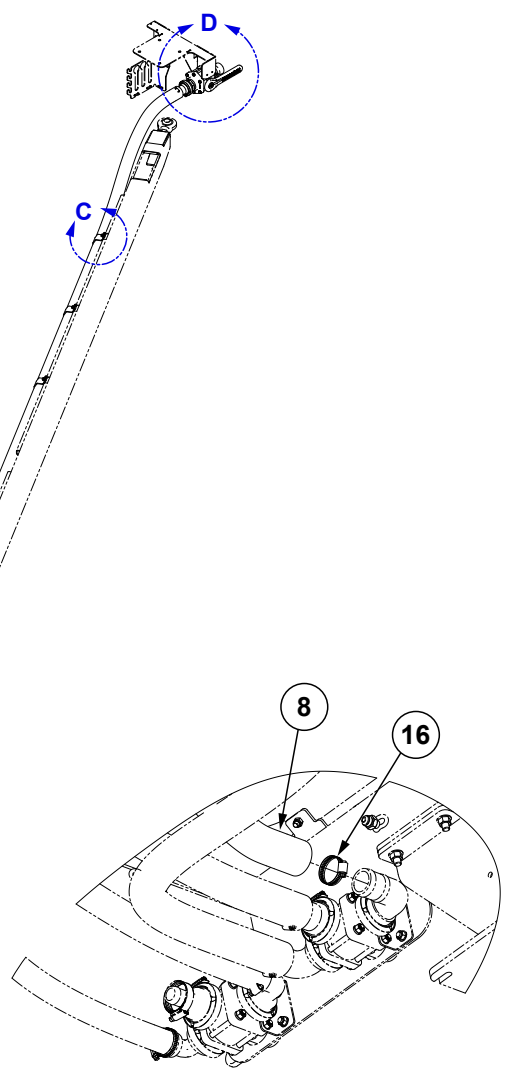
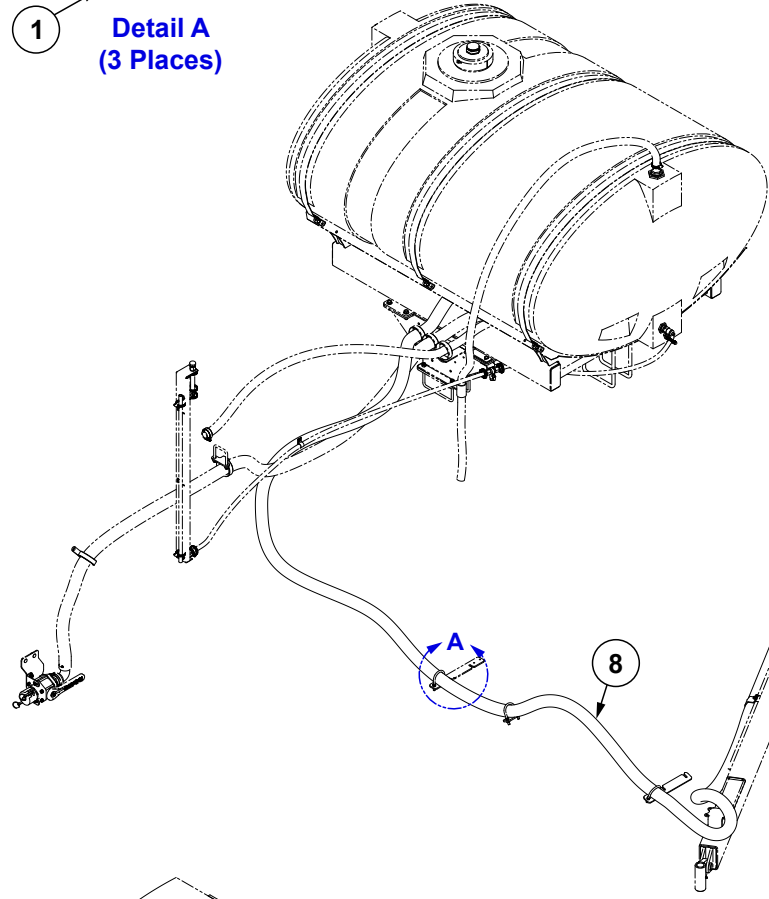
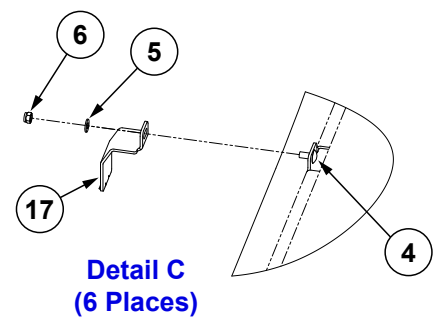
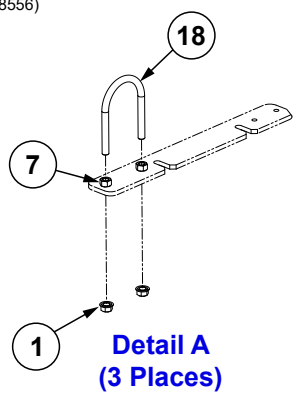
ITEM	PART NO.	QTY.	DESCRIPTION
1	GD29625	1	Connector, 1/4" NPT x 3/8"
2	G10771701	1	Orifice Cushion Adapter
3	GD21158	1	Cap
4	G4916-20	1	0.020 Orifice
5	GD29709	2	Support Tube

(107185)

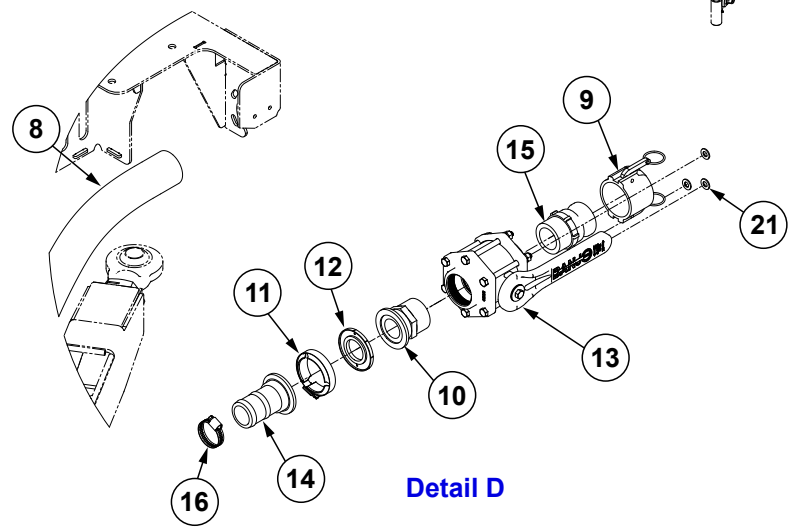


ITEM	PART NO.	QTY.	DESCRIPTION
1	G10724201	1	Fertilizer Drop Tube, 5000 Series Pull Row Unit
2	GD29625	1	Connector, 1/4" NPT x 3/8"
3	---	---	---
4	G10609014	1	Black Tubing, 3/8" O.D. x .065W x 60"
5	GD29709	2	Support Tube

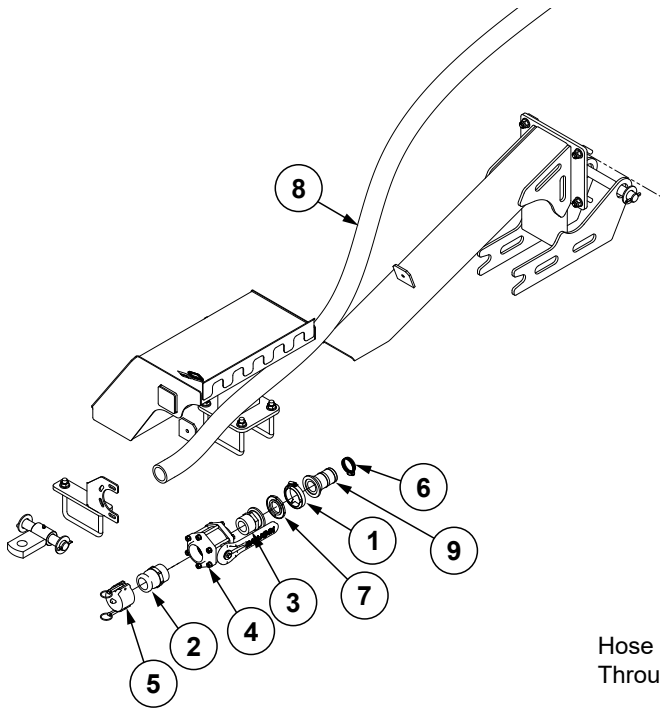
(108556)



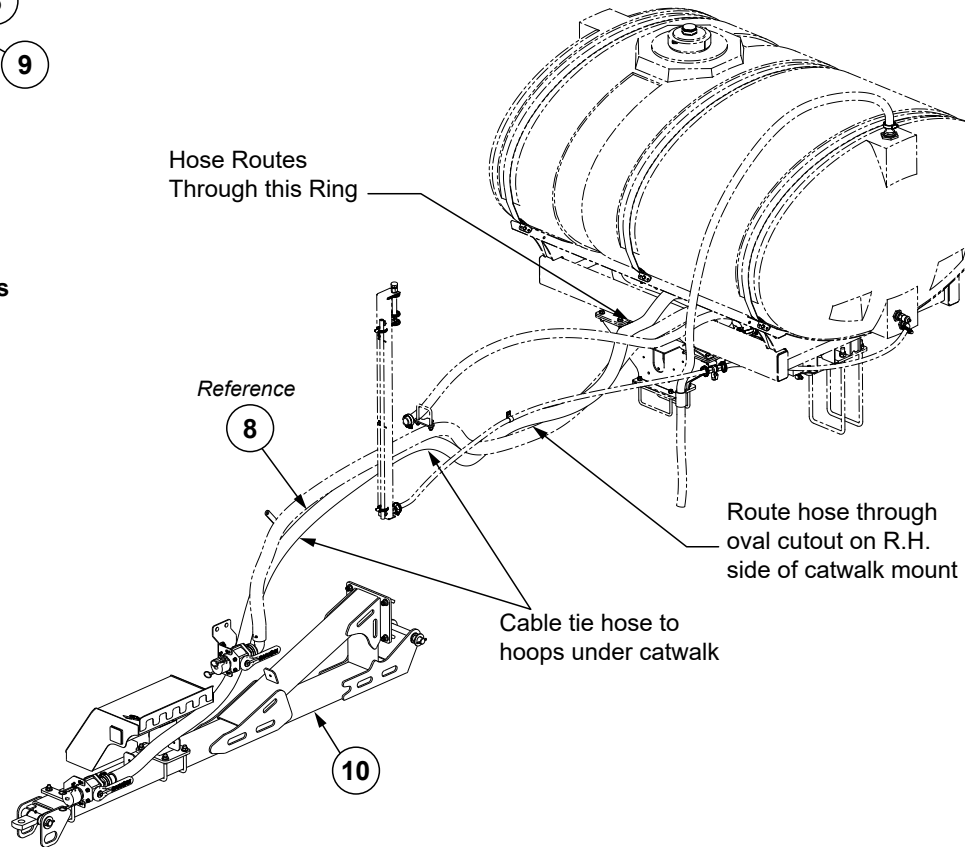
Hose Connection  
(Under Tank)



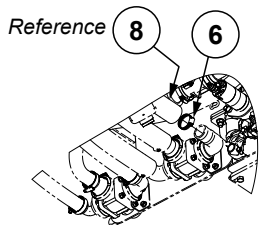
ITEM	PART NO.	QTY.	DESCRIPTION
1	G11091	6	Serrated Flange Nut, 3/8"-16
2	---	---	---
3	---	---	---
4	G10312	6	Carriage Bolt, 5/16"-18 x 3/4"
5	G11386	6	Flat Washer, 5/16" SAE
6	G10109	6	Lock Nut, 5/16"-18
7	G10101	6	Hex Nut, 3/8"-16
8	G10616609	1	Hose, 2.6" O.D. x 2" I.D. x 613"
9	GD3951	1	Dust Cap, 2" Cam Lock
10	GD26816	1	2" Flange x 2" Male Thread
11	G11468	1	Flange Clamp SS 75 Series
12	G10406701	1	2" Skirted Flange Gasket
13	G10992901	1	2" Ball Valve Assembly
14	G11497	1	Adapter, 2" Flange x 2" Hose Barb
15	GD3623	1	Adapter, 2" Male NPT To Cam Lock
16	G10676	2	Hose Clamp, No. 36, Stainless Steel
17	G10669201	6	Fertilizer Hose Clamp
18	G10610201	3	U-Bolt, 2-1/2" x 3 <sup>13</sup> / <sub>16</sub> " x 3/8"-16 SS
19	---	---	---
20	---	---	---
21	G11387	3	Flat Washer, 3/8" SAE



Trailer Hitch Components



**NOTE:** Hose from trailer connects to inside tee of the inner valve

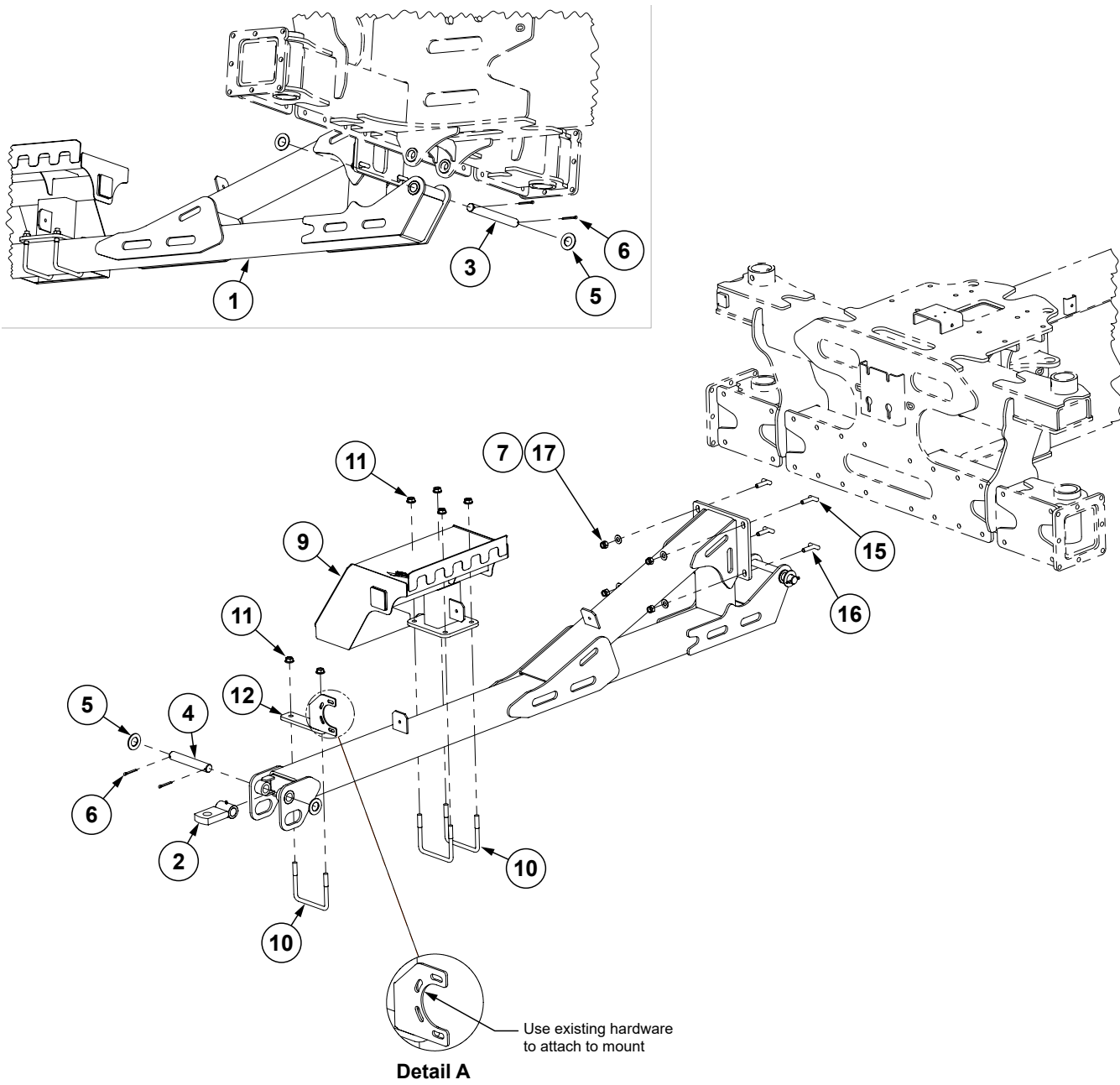


Hose Connection (Under Tank)

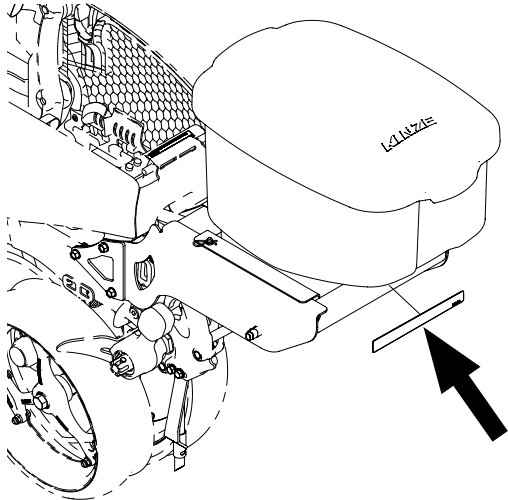

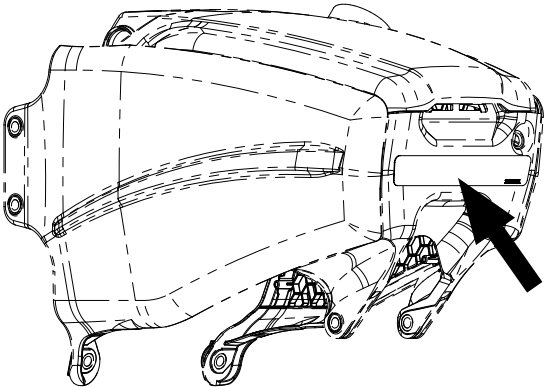

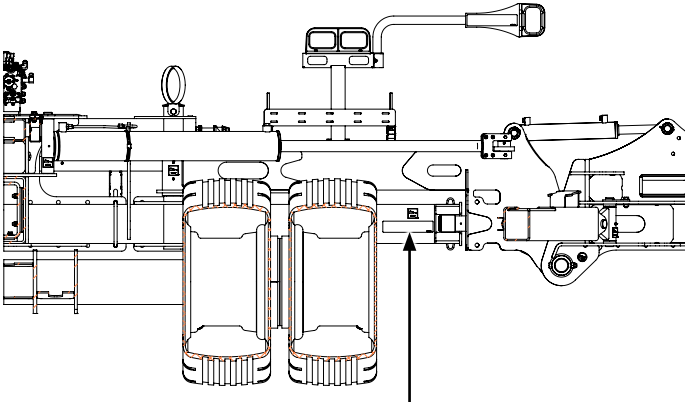








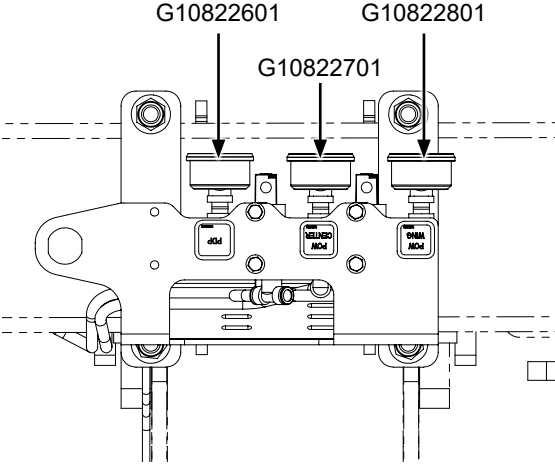



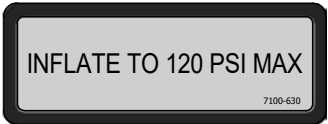
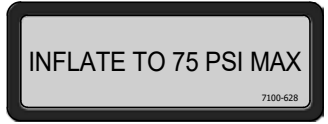
---

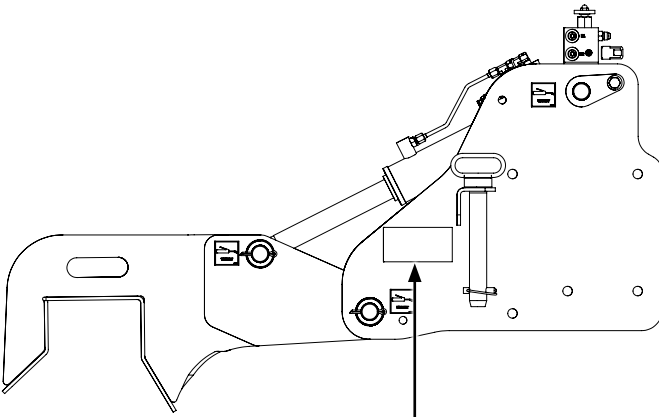

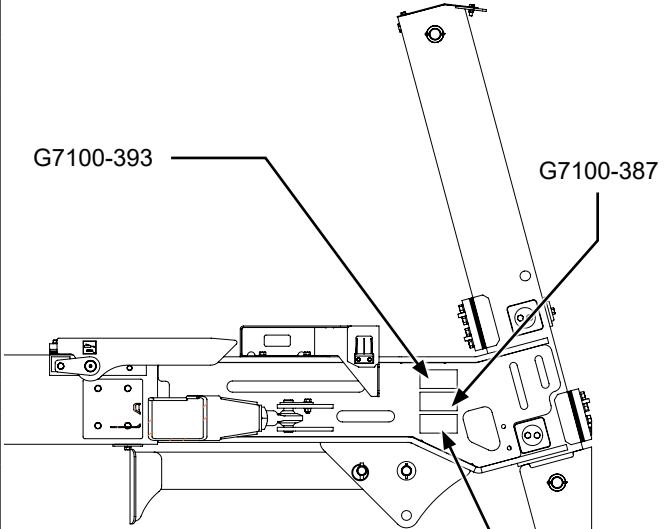


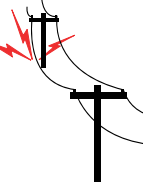
ITEM	PART NO.	QTY.	DESCRIPTION
1	G11468	1	Flange Clamp SS 75 Series
2	GD3623	1	Adapter, 2" Male NPT To Cam Lock
3	GD26816	1	2" Flange x 2" Male Thread
4	GA2660	1	Shutoff Valve, 2" NPT
5	GD3951	1	Dust Cap, 2" Cam Lock
6	G10676	2	Hose Clamp, No. 36, Stainless Steel
7	G10406701	1	2" Skirted Flange Gasket
8	G10616612	1	Hose, 2.6" O.D. x 2" I.D. x 255"
9	G11497	1	Adapter, 2" Flange x 2" Hose Barb
10	G10222501	1	Trailer Hitch

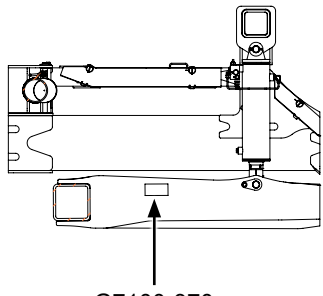




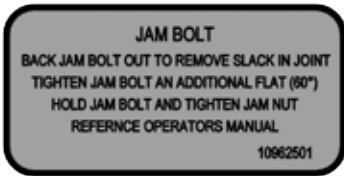



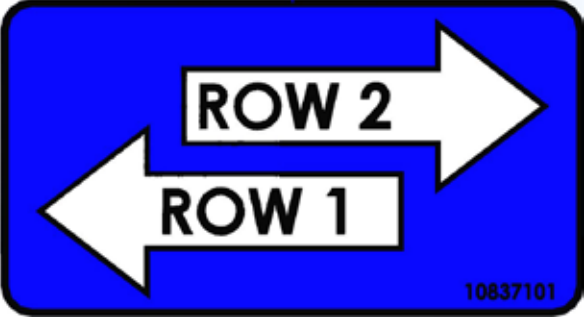
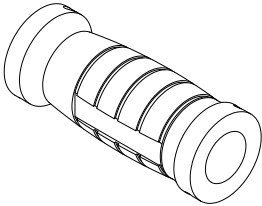
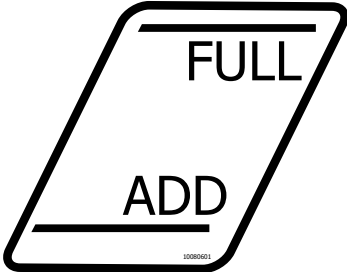
ITEM	PART NO.	QTY.	DESCRIPTION
1	GA26695	1	Trailer Hitch
2	GA17480	1	Clevis
3	GD29104-13	1	Pin, 1¼" O.D. x 11½"
4	GD29104-15	1	Pin, 1¼" O.D. x 8"
5	G11396	4	Flat Washer, 1¼" SAE
6	G10460	4	Cotter Pin, ¼" x 2"
7	G11391	4	Flat Washer, ⅝" SAE
8	---	---	---
9	GA24748	1	Trailer Hitch Step
10	GD9662	3	U-Bolt, 4" x 6" x ⅝"-11
11	G11415	6	Serrated Flange Nut, ⅝"-11
12	GA25854	1	Trailer Hitch Mount
13	---	---	---
14	---	---	---
15	GA26418	2	Offset T-Bolt, ⅝"-11 x 2"
16	GA17660	2	T-Bolt, ⅝"-11 x 1½"
17	G10107	4	Lock Nut, ⅝"-11

	 <p>Part No.: G7100-481 Description: Reflective Decal, Red, 1" x 9", Rectangular Quantity: 2 (Outside-Center Row Units)</p> <p>Part No.: G7100-482 Description: Reflective Decal, Amber, 1" x 9", Rectangular Quantity: 1 Per Row (Located On The Granular Chemical Hopper Panel Of Every Other Row Unit Beginning On The R.H. Side Of The Planter)</p> <p>Part No.: G7100-483 Description: Reflective Decal, Orange-Red, 1" x 9", Rectangular Quantity: 2 (Inside-Center Row Units)</p>
	 <p>Part No.: G10658801 Description: 5000 Series Row Unit Reflective Decal, Amber Quantity: -</p> <p>Part No.: G10658802 Description: 5000 Series Row Unit Reflective Decal, Orange Quantity: -</p> <p>Part No.: G10658803 Description: 5000 Series Row Unit Reflective Decal, Red Quantity: -</p>
 <p>G7100-558</p>	 <p>Part No.: G7100-558 Description: Reflective Decal, Amber, 2" x 9", Rectangular Quantity: 2</p>
	<p>Part No.: G10768401 Description: Kinze 5700 Decal (True Rate) Quantity: 2 (1 On Each Side Of Draft Link)</p>
	<p>Part No.: G10768601 Description: Kinze 5700 Decal (True Speed) Quantity: 2 (1 On Each Side Of Draft Link)</p>
	<p>Part No.: G10768501 Description: Kinze 5700 Decal (True Rate) Quantity: 2 (1 On Each Stub Wing)</p>

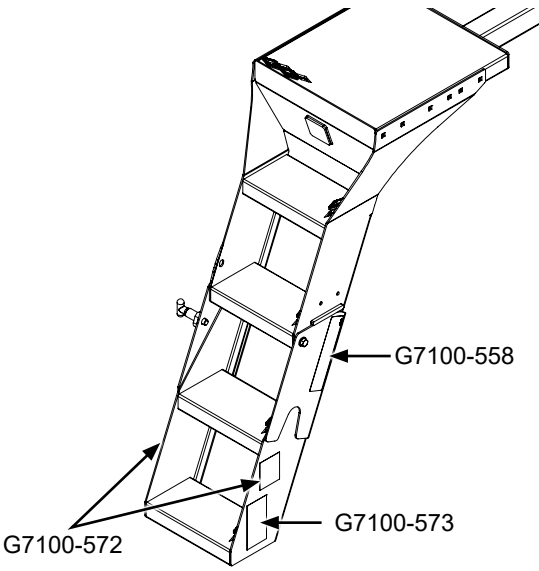

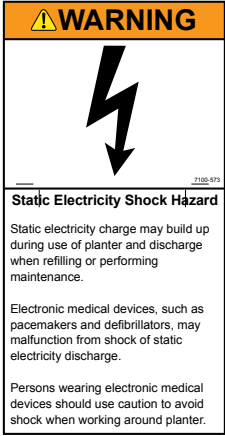

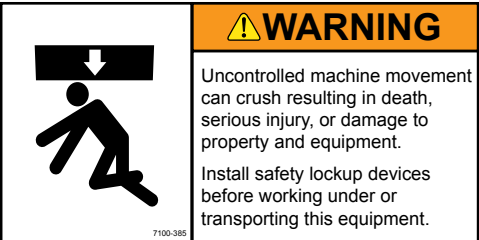
	<p>Part No.: G10768701                  Description: Kinze 5700 Decal (True Speed)                  Quantity: 2 (1 On Each Stub Wing)</p>
	<p>Part No.: G10768901                  Description: Kinze Man Decal                  Quantity: 2</p>
	 <p>Part No.: G10822801                  Description: Decal, PCW Wing                  Quantity: 1</p>
	 <p>Part No.: G10822701                  Description: Decal, PCW Center                  Quantity: 1</p>
	 <p>Part No.: G10822601                  Description: Decal, PDP                  Quantity: 1</p>
	<p>Part No.: G7100-630                  Description: Decal, Tire Pressure                  Quantity: 4</p>
	<p>Part No.: G7100-628                  Description: Decal, Tire Pressure                  Quantity: 4</p>


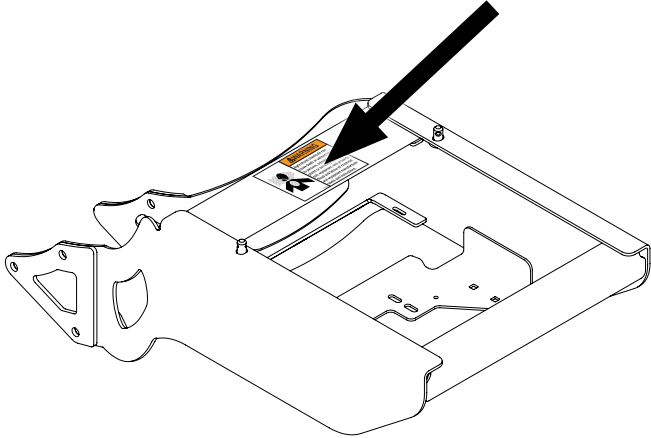

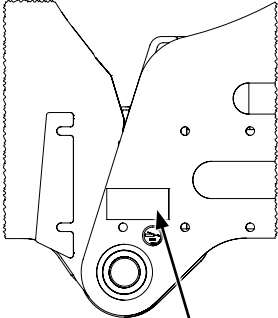

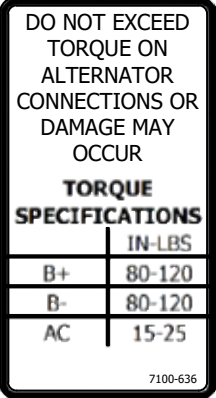
 <p style="text-align: center;">G7100-580</p>	<div style="display: flex; align-items: center;">  <div style="margin-left: 10px;"> <p><b>⚠ WARNING</b></p> <p>Hydraulically driven parts can move at any time and cause serious injuries. Keep clear!</p> <p>Disconnect hydraulic lines from tractor or other power sources before servicing.</p> </div> </div> <p style="text-align: right; font-size: small;">7100-580</p>	
 <p style="text-align: center;"><b>24 Row 20" Shown</b></p>	<p>Part No.: G7100-580                  Description: Decal, Warning                  Quantity: 2</p>	
	<div style="display: flex; align-items: center;">  <div style="margin-left: 10px;"> <p><b>⚠ WARNING</b></p> <p>Loss of control can cause death or serious injury, or damage to property and equipment. Tow only with farm tractor weight rated and configured for this equipment. Use safety chains and transport as specified in the Operator and Parts Manual.</p> </div> </div> <p style="text-align: right; font-size: small;">7100-393</p>	<p>Part No.: G7100-393                  Description: Decal, Warning                  Quantity: 1</p>
	<div style="display: flex; align-items: center;">  <div style="margin-left: 10px;"> <p><b>⚠ WARNING</b></p> <p>Improper operation or servicing of this equipment can result in death or serious injury. Read and follow all instructions in the Operator and Parts Manual. Contact your Kinze dealer or go to <a href="http://www.kinze.com">www.kinze.com</a> to order a replacement manual.</p> </div> </div> <p style="text-align: right; font-size: small;">7100-387</p>	<p>Part No.: G7100-387                  Description: Decal, Warning                  Quantity: 1</p>
<div style="display: flex; align-items: center;">  <div style="margin-left: 10px;"> <p><b>⚠ DANGER</b></p> <p>CONTACTING OR COMING CLOSE TO POWER LINES OR OTHER HIGH ENERGY SOURCES WILL CAUSE DEATH OR SERIOUS INJURY. Keep away from power lines or high energy sources at all times.</p> </div> </div> <p style="text-align: right; font-size: small;">7100-382</p>	<p>Part No.: G7100-382                  Description: Decal, Danger                  Quantity: 1</p>	

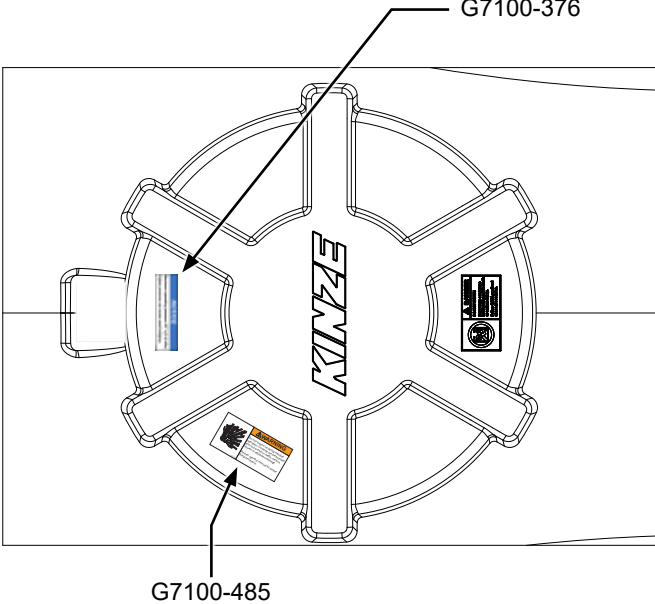

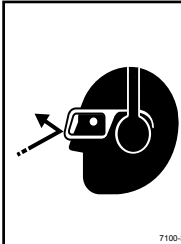


 <p style="text-align: center;">G7100-370</p>	 <p>Part No.: G7100-370                  Description: Decal, Warning                  Quantity: 2 (Located near transport tires)</p>
	<p>Part No.: G7100-116                  Description: Decal, Grease Daily</p>
	<p>Part No.: G7100-110                  Description: Decal, Grease Weekly</p>
	<p>Part No.: G7100-397                  Description: Decal, Warning                  Quantity: 4 (2 Per Row Marker)</p>
	<p>Part No.: G10962501                  Description: Decal, Marker Jam Bolt                  Quantity: 2 (1 Marker Pivot)</p>
	<p>Part No.: G10806901                  Description: Decal, Fertilizer Auxiliary Valves                  Quantity: 1</p>




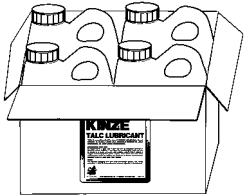
	Part No.: G10837101 Description: Decal, Fertilizer Manifold (Rows 1 and 2)
	Part No.: G10837102 Description: Decal, Fertilizer Manifold (Rows 3 and 4)
	Part No.: G10837103 Description: Decal, Fertilizer Manifold (Rows 5 and 6)
	Part No.: G10837104 Description: Decal, Fertilizer Manifold (Rows 7 and 8)
	Part No.: G10837105 Description: Decal, Fertilizer Manifold (Rows 9 and 10)
	Part No.: G10837106 Description: Decal, Fertilizer Manifold (Rows 11 and 12)
	Part No.: G10837107 Description: Decal, Fertilizer Manifold (Rows 13 and 14)
	Part No.: G10837108 Description: Decal, Fertilizer Manifold (Rows 15 and 16)
	Part No.: G10837109 Description: Decal, Fertilizer Manifold (Rows 17 and 18)
	Part No.: G10837110 Description: Decal, Fertilizer Manifold (Rows 19 and 20)
	Part No.: G10837111 Description: Decal, Fertilizer Manifold (Rows 21 and 22)
	Part No.: G10837112 Description: Decal, Fertilizer Manifold (Rows 23 and 24)
	Part No.: GA26924-01 Description: Hose Label/Cover, Red (Extend)
	Part No.: GA26924-02 Description: Hose Label/Cover, Red (Retract)
	Part No.: GA26924-03 Description: Hose Label/Cover, Blue (Extend)
	Part No.: GA26924-04 Description: Hose Label/Cover, Blue (Retract)
	Part No.: G10080601 Description: Tank Level Decal Quantity: 1

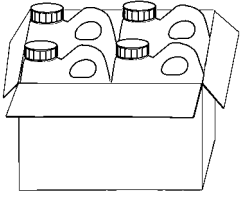





	
	<p>Part No.: G7100-572                  Description: Decal, Warning                  Quantity: 2 (1 On Each Side of Rear Hitch)</p>
	
<p>Part No.: G7100-573                  Description: Decal, Warning                  Quantity: 1 (Located on Rear Of Hitch)</p>	
	
<p>Part No.: G7100-558                  Description: Reflective Decal, Amber, 2" x 9", Rectangular                  Quantity: 2 (Located on Each Side of Ladder)</p>	
	<p>Part No.: G7100-385                  Description: Decal, Warning                  Quantity: Located On Safety Lockups</p>

	<p>Part No.: G7100-36                  Description: SMV Sign                  Quantity: 1</p>
	<div style="display: flex; align-items: center;">  <div style="margin-left: 10px;"> <p><b>WARNING</b></p> <p>Agricultural chemicals can cause death or serious injury to persons, animals, and plants or seriously damage soil, equipment, and property. Read and follow all chemical and equipment manufacturer labels and instructions.</p> </div> </div> <p>Part No.: G7100-381                  Description: Decal, Warning                  Quantity: 1 Per Row (Located on Each Granular Chemical Hopper Support)</p>
 <p style="text-align: right;">G7100-385</p>	<div style="display: flex; align-items: center;">  <div style="margin-left: 10px;"> <p><b>WARNING</b></p> <p>Uncontrolled machine movement can crush resulting in death, serious injury, or damage to property and equipment. Install safety lockup devices before working under or transporting this equipment.</p> </div> </div> <p>Part No.: G7100-385                  Description: Decal, Warning                  Quantity: 2</p>
	<p>Part No.: G7100-636                  Description: Decal, Do Not Exceed Torque                  Quantity: 1</p>

 <p>G7100-376</p> <p>G7100-485</p>	 <p><b>WARNING</b></p> <p>Do not remove lid during machine operation. Contents are pressurized and could result in death, serious injuries or equipment damage.</p> <p>Review operator manual for proper filling procedure.</p> <p>7100-485</p>
	<p>Part No.: G7100-485                  Description: Decal, Warning                  Quantity: 2 (1 Per Tank Lid)</p>
	<p><b>NOTICE</b></p> <p>Maximum operating pressure 20" H<sub>2</sub>O (5 kPa).                  Higher pressure can cause seed bridging.</p> <p>7100-376</p>
	<p>Part No.: G7100-376                  Description: Decal, Notice                  Quantity: 2 (1 Per Tank Lid)</p>
 <p><b>CAUTION</b></p> <p>Fan can start at any time. Operating fan can blow debris and has a high noise level.</p> <p>Always wear eye and hearing protection when working around fan.</p> <p>7100-392</p>	<p>Part No.: G7100-392                  Description: Decal, Caution                  Quantity: 2 (1 Per Fan)</p>
	<p>Part No.: G10967301                  Description: Decal, Fan Switch                  Quantity: 1</p>
	<p>Part No.: G7100-484                  Description: Decal, American Flag                  Quantity: 1</p>

	<p>Part No.: GD2984 Description: Tie Strap, 34"</p> <p>Part No.: GD1512MPP Description: Tie Strap, 7½" (100/Package)</p> <p>Part No.: GD2117MPP Description: Tie Strap, 14½" (100/Package)</p> <p>Part No.: GD2984 Description: Tie Strap, 34"</p>
<div style="border: 2px solid black; padding: 5px; text-align: center;"> <p><b>TORQUE 5/8" SPINDLE BOLTS TO 120 FT/LBS. CHECK PERIODICALLY AND RE-TORQUE AS NEEDED.</b></p> <p><small>7100-234</small></p> </div>	<p>Part No.: G7100-234 Description: Decal, Bolt Torque</p>
<div style="border: 2px solid black; padding: 5px;"> <p>◆ENSURE O-RING(S) ARE IN PLACE ON M12 CONNECTOR(S) (ETHERNET)</p> <p>◆ENSURE THAT M12 CONNECTOR(S) ARE TORQUED TO 0.7 Nm</p> <p><small>7100-616</small></p> </div>	<p>Part No.: G7100-616 Description: Decal, IPN/IPR</p>
	<p>Part No.: GR2127MPP Description: Blue Paint, Twelve Aerosol Cans</p>
	<p>Part No.: GR0146MPP Description: Powdered Graphite, Twenty-Four 1 Pound Containers</p> <p>Part No.: GR2335 Description: Powdered Graphite, 40 Pound Container</p>
	<p>Part No.: GR1570MPP Description: Talc Lubricant, Four 8 Pound Containers</p> <p>Part No.: GR2334 Description: Talc Lubricant, 40 Pound Container</p>

	<p>Part No.: GR1842MPP                  Description: Graphite Lubricant, Four 5 Pound Containers</p>
	<p>Part No.: GR2240MPP                  Description: Talc/Graphite Blend (80 Talc/20 Graphite),                  Four 8 Pound Containers</p>
	<p>Part No.: GR2241MPP                  Description: Dispensing Cap, 10/Package</p>
	<p>Part No.: GM0320-01                  Description: Operator Manual, Model 5900</p>
	<p>Part No.: GM0320-02                  Description: Parts Manual, Model 5900</p>
	<p>Part No.: GPR1094                  Description: Binder (Contact Kinze Parts To Order)</p>

Part No.	Page	Part No.	Page	Part No.	Page	Part No.	Page
**GA19301.....	P222	*A15035-50 .....	P155	*A21536-249 .....	P144	*A25704-255 .....	P159
**R2365 .....	P30	*A15081-16 .....	P145	*A21536-255 .....	P150	*A25704-285 .....	P151
**R2366 .....	P30	*A15081-16 .....	P148	*A21536-255 .....	P159	*A25704-323 .....	P150
**R2367 .....	P30	*A15081-16 .....	P151	*A21536-285 .....	P151	*A26168.....	P163
*10609009.....	P123	*A18630-136 .....	P155	*A21536-323 .....	P150	*A26245.....	P174
*10616610.....	P257	*A18630-142 .....	P148	*A21542-72 .....	P151	*A26334.....	P168
*10802101.....	P174	*A18630-145 .....	P147	*A21544-25 .....	P144	*A26659-175 .....	P144
*10802201.....	P174	*A18630-154 .....	P147	*A21544-25 .....	P147	*A26659-249 .....	P144
*4200-17 .....	P260	*A18630-170 .....	P144	*A21544-25 .....	P150	*A26659-255 .....	P150
*4200-19 .....	P260	*A18630-186 .....	P159	*A21545-114 .....	P155	*A26659-323 .....	P150
*4200-20 .....	P260	*A18630-190 .....	P150	*A21545-114 .....	P159	*A26659-52 .....	P155
*4200-21 .....	P252	*A18630-194 .....	P147	*A24473.....	P177	*A26660-54 .....	P159
*4200-21 .....	P257	*A18630-195 .....	P155	*A24473.....	P179	*A26673.....	P222
*4200-22 .....	P257	*A18630-200 .....	P147	*A24474.....	P164	*A26930-22 .....	P159
*4200-23 .....	P257	*A18630-204 .....	P147	*A24781.....	P165	*A26930-28 .....	P159
*4200-25 .....	P252	*A18630-25 .....	P147	*A24781.....	P176	*A26946-133 .....	P148
*4200-25 .....	P264	*A18630-256 .....	P144	*A24796.....	P170	*A26946-137 .....	P145
*4200-26 .....	P252	*A18630-256 .....	P145	*A25691-103 .....	P159	*A27200-170 .....	P151
*4200-26 .....	P262	*A18630-259 .....	P155	*A25691-109 .....	P145	*A27200-64 .....	P145
*4200-26 .....	P264	*A18630-309 .....	P150	*A25691-109 .....	P148	*A27201-123 .....	P145
*4200-27 .....	P264	*A18630-33 .....	P147	*A25691-114 .....	P151	*A27201-123 .....	P147
*4200-28 .....	P262	*A18630-72 .....	P159	*A25691-128 .....	P151	*A27216-39 .....	P148
*4200-28 .....	P264	*A18630-88 .....	P148	*A25691-138 .....	P144	*A27295-110 .....	P78
*4200-29 .....	P252	*A18630-92 .....	P148	*A25691-148 .....	P150	*A27295-115 .....	P77
*4200-30 .....	P252	*A18671-20 .....	P144	*A25691-154 .....	P147	*A27295-115 .....	P79
*4200-30 .....	P260	*A18671-20 .....	P147	*A25691-16 .....	P144	*A27295-118 .....	P77
*4200-30 .....	P262	*A18671-20 .....	P150	*A25691-161 .....	P144	*A27295-118 .....	P79
*4200-34 .....	P262	*A18671-64 .....	P144	*A25691-178 .....	P150	*A27295-133 .....	P77
*4202-09 .....	P257	*A18671-64 .....	P150	*A25691-188 .....	P148	*A27295-133 .....	P79
*A11481-136 .....	P155	*A18672-137 .....	P151	*A25691-191 .....	P147	*A27295-137 .....	P77
*A11481-140 .....	P148	*A18686-21 .....	P147	*A25691-195 .....	P148	*A27295-137 .....	P79
*A11481-142 .....	P147	*A18686-24 .....	P144	*A25691-248 .....	P155	*A27295-138 .....	P78
*A11481-154 .....	P147	*A18686-24 .....	P147	*A25691-29 .....	P147	*A27295-149 .....	P77
*A11481-168 .....	P144	*A18686-24 .....	P150	*A25691-32 .....	P150	*A27295-149 .....	P79
*A11481-186 .....	P159	*A18686-30 .....	P144	*A25691-354 .....	P159	*A27295-154 .....	P77
*A11481-190 .....	P150	*A18686-30 .....	P147	*A25691-76 .....	P159	*A27295-154 .....	P79
*A11481-193 .....	P147	*A18686-30 .....	P150	*A25691-77 .....	P155	*A27295-174 .....	P79
*A11481-200 .....	P155	*A18686-326 .....	P159	*A25691-88 .....	P148	*A27295-186 .....	P78
*A11481-201 .....	P147	*A18686-60 .....	P159	*A25691-92 .....	P148	*A27295-196 .....	P79
*A11481-202 .....	P147	*A18686-62 .....	P155	*A25691-95 .....	P145	*A27295-209 .....	P77
*A11481-256 .....	P144	*A18692-118 .....	P155	*A25691-95 .....	P148	*A27295-209 .....	P79
*A11481-256 .....	P145	*A18692-118 .....	P159	*A25692-15 .....	P147	*A27295-212 .....	P77
*A11481-28 .....	P147	*A18696-22 .....	P144	*A25692-34 .....	P147	*A27295-212 .....	P79
*A11481-88 .....	P148	*A18696-22 .....	P147	*A25696-101 .....	P68	*A27295-221 .....	P77
*A11481-92 .....	P148	*A18696-22 .....	P150	*A25696-101 .....	P144	*A27295-225 .....	P78
*A12992-115 .....	P68	*A18699-36 .....	P155	*A25696-101 .....	P147	*A27295-228 .....	P77
*A12992-115 .....	P144	*A18699-38 .....	P159	*A25696-101 .....	P150	*A27295-234 .....	P79
*A12992-115 .....	P147	*A18699-39 .....	P155	*A25696-62 .....	P159	*A27295-235 .....	P79
*A12992-115 .....	P150	*A18699-42 .....	P159	*A25696-66 .....	P155	*A27295-246 .....	P78
*A15035-137 .....	P151	*A21528-20 .....	P148	*A25704-228 .....	P144	*A27295-246 .....	P79
*A15035-22 .....	P159	*A21529-28 .....	P147	*A25704-249 .....	P144	*A27295-254 .....	P77
*A15035-28 .....	P159	*A21536-228 .....	P144	*A25704-255 .....	P150	*A27295-254 .....	P79

# Numerical Index

M0320-02

Model 5700

Part No.	Page	Part No.	Page	Part No.	Page	Part No.	Page
*A27295-259	P79	*D12134	P170	*D29649	P170	G10001	P242
*A27295-267	P78	*D12137	P162	*D30247	P164	G10001	P246
*A27295-275	P77	*D12137	P165	*D30399	P177	G10001	P251
*A27295-275	P79	*D12137	P176	*D30399	P179	G10001	P256
*A27295-288	P77	*D12200	P168	*D30432	P162	G10002	P30
*A27295-298	P78	*D12200	P170	*D30432	P165	G10002	P38
*A27295-299	P79	*D12206	P163	*D30432	P176	G10002	P50
*A27295-310	P77	*D12206	P177	*D34639	P176	G10002	P64
*A27295-321	P79	*D12206	P179	*D34654	P170	G10002	P94
*A27295-326	P78	*D12212	P177	*D36211	P174	G10002	P225
*A27295-341	P79	*D12212	P179	*D36212	P174	G10003	P5
*A27295-358	P78	*D12213	P177	*D36214	P174	G10003	P130
*A27295-362	P79	*D12213	P179	*D36215	P174	G10004	P6
*A27295-380	P79	*D12216	P168	*D36495-26	P57	G10004	P35
*A27295-385	P79	*D12219	P168	*D36495-26	P60	G10004	P44
*A27295-388	P78	*D12221	P162	*D36495-26	P63	G10004	P118
*A27295-400	P79	*D12222	P162	*D6279-03	P30	G10004	P120
*A27295-404	P79	*D12231	P163	*D6279-07	P181	G10004	P181
*A27295-416	P79	*D12232	P163	*GD21686	P106	G10004	P251
*A27295-420	P78	*D12239	P162	*GD35274-01	P76	G10005	P5
*A27295-92	P78	*D12245	P163	*R2281	P178	G10005	P25
*A27295-93	P77	*D12252	P163	*R2283	P178	G10006	P100
*A27295-93	P79	*D12252	P177	*R2300	P178	G10006	P116
*A27500-170	P151	*D12252	P179	*R2301	P178	G10006	P138
*A27500-37	P148	*D12253	P168	*R2302	P178	G10006	P238
*A27500-62	P145	*D12253	P170	*R2303	P178	G10006	P251
*A27503-240	P155	*D12255	P164	*R2304	P178	G10007	P122
*A7678-17	P159	*D12263	P162	*R2305	P178	G10008	P86
*A7678-19	P159	*D12263	P165	*R2307	P178	G10008	P102
*A7678-21	P155	*D12263	P176	*R2308	P178	G10008	P238
*A7678-24	P155	*D12264	P162	*R2309	P178	G10008	P251
*A7679-15	P27	*D12264	P165	†D17151-19	P123	G10009	P106
*A7684-118	P68	*D12264	P176	†D17151-22	P123	G10009	P108
*A7684-118	P144	*D12270	P170	700-01426	P1	G10010	P5
*A7684-118	P147	*D12271	P170	700-01427	P2	G10010	P44
*A7684-118	P150	*D12274	P168	A24863	P162	G10010	P118
*A7684-60	P159	*D12274	P170	D13169	P166	G10010	P120
*A7684-62	P155	*D12274	P174	G10001	P57	G10011	P100
*A7687-170	P151	*D12274	P176	G10001	P60	G10012201	P112
*A7687-37	P148	*D12274	P179	G10001	P63	G10012901	P112
*A7687-63	P145	*D12281	P162	G10001	P68	G10013	P40
*A7688-24	P155	*D21469	P164	G10001	P74	G10013	P41
*A7688-24	P159	*D23387	P165	G10001	P76	G10013101	P112
*D12003	P168	*D23387	P176	G10001	P94	G10013201	P228
*D12055	P177	*D23389	P165	G10001	P100	G10014	P68
*D12055	P179	*D23389	P176	G10001	P102	G10014	P118
*D12088	P163	*D23390	P165	G10001	P124	G10014	P120
*D12103	P163	*D23390	P176	G10001	P181	G10014	P130
*D12104	P170	*D23424	P177	G10001	P220	G10014	P222
*D12120	P162	*D23424	P179	G10001	P238	G10014	P251
*D12121	P162	*D29649	P164	G10001	P240	G10016	P108
*D12134	P168	*D29649	P168	G10001	P241	G10016	P165

Part No.	Page	Part No.	Page	Part No.	Page	Part No.	Page
G10017	P48	G10038	P26	G10063	P64	G10102	P68
G10017	P57	G10038	P176	G10064	P40	G10102	P86
G10017	P60	G10038501	P116	G10064	P252	G10102	P89
G10017	P63	G10039	P42	G10064	P257	G10102	P94
G10017	P68	G10039	P46	G10068801	P102	G10102	P98
G10017	P86	G10039	P57	G10071	P57	G10102	P130
G10017	P94	G10039	P60	G10071	P60	G10102	P135
G10017	P97	G10039	P63	G10071	P63	G10102	P140
G10017	P100	G10039	P68	G10071	P68	G10102	P140
G10017	P102	G10039	P106	G10071	P76	G10102	P238
G10017	P256	G10039	P108	G10071	P94	G10102	P240
G10017201	P82	G10039	P246	G10071	P97	G10102	P252
G10017301	P82	G10040	P100	G10071	P100	G10102	P257
G10018	P100	G10040	P102	G10071	P102	G10102301	P65
G10018	P102	G10040	P181	G10071	P106	G10103	P251
G10018801	P5	G10041	P44	G10071	P108	G10103	P256
G10019	P6	G10041501	P220	G10071	P220	G10104	P63
G10019	P123	G10042	P90	G10071	P222	G10104	P94
G10019	P140	G10043	P57	G10071	P246	G10104	P97
G10019401	P193	G10043	P60	G10071	P251	G10104	P238
G10019401	P196	G10043	P63	G10071	P256	G10104	P251
G10019401	P200	G10043	P106	G10075001	P65	G10105	P130
G10020	P25	G10043	P108	G10075901	P88	G10105	P238
G10020	P32	G10043	P112	G10080501	P144	G10105	P251
G10020	P184	G10043	P180	G10080501	P147	G10106	P130
G10020	P234	G10043	P229	G10080501	P150	G10106	P136
G10023	P121	G10043	P230	G10080501	P181	G10107	P6
G10023	P121	G10045	P76	G10080601	P299	G10107	P6
G10023	P123	G10045	P86	G10086601	P198	G10107	P25
G10023	P220	G10045	P130	G10086901	P198	G10107	P30
G10023	P228	G10045	P135	G10087001	P198	G10107	P32
G10023	P229	G10045	P140	G10087601	P199	G10107	P39
G10023	P230	G10046	P100	G10088001	P198	G10107	P40
G10025	P136	G10046	P102	G10089801	P180	G10107	P41
G10026	P44	G10047	P122	G10090401	P5	G10107	P42
G10026	P138	G10048	P130	G10095103	P171	G10107	P64
G10027601	P116	G10049	P130	G10098201	P199	G10107	P94
G10027701	P120	G10049	P134	G10098301	P181	G10107	P100
G10028601	P8	G10049201	P184	G10098401	P181	G10107	P102
G10033	P76	G10050	P97	G10099101	P171	G10107	P106
G10033	P130	G10051001	P171	G10101	P57	G10107	P108
G10033	P134	G10053801	P192	G10101	P60	G10107	P122
G10035	P35	G10054	P109	G10101	P63	G10107	P124
G10035	P36	G10054	P110	G10101	P94	G10107	P130
G10035901	P1	G10055	P26	G10101	P98	G10107	P136
G10036	P42	G10057501	P70	G10101	P231	G10107	P138
G10037	P46	G10060	P30	G10101	P234	G10107	P138
G10037	P114	G10060301	P17	G10101	P244	G10107	P294
G10037	P116	G10061	P130	G10101	P251	G10108	P6
G10037	P220	G10061	P134	G10101	P290	G10108	P57
G10037	P231	G10063	P57	G10102	P57	G10108	P60
G10037	P251	G10063	P60	G10102	P60	G10108	P64



# Numerical Index

M0320-02

Model 5700

Part No.	Page	Part No.	Page	Part No.	Page	Part No.	Page
G10108	P68	G10110	P262	G10159	P94	G10197701	P225
G10108	P74	G10110	P264	G10159	P97	G10200301	P181
G10108	P86	G10110	P276	G10159	P106	G10201	P76
G10108	P88	G10110	P278	G10159	P108	G10201401	P144
G10108	P89	G10111	P5	G10159	P130	G10201401	P147
G10108	P94	G10111	P35	G10159	P134	G10201401	P150
G10108	P100	G10111	P36	G10162	P65	G10201401	P181
G10108	P120	G10111	P42	G10162	P106	G10202501	P198
G10108	P122	G10111	P46	G10162	P118	G10203604	P184
G10108	P123	G10111	P48	G10162	P120	G10204001	P181
G10108	P124	G10111	P74	G10162	P251	G10208201	P16
G10108	P130	G10111	P86	G10162	P256	G10208301	P17
G10108	P134	G10111	P106	G10163901	P65	G10208401	P22
G10108	P136	G10111	P108	G10164001	P65	G10209	P106
G10108	P138	G10111	P118	G10168	P130	G10209	P112
G10108	P181	G10111	P120	G10168	P135	G10210	P122
G10108	P220	G10111	P130	G10168	P140	G10210	P136
G10108	P225	G10111	P134	G10168	P140	G10210	P181
G10108	P241	G10111	P220	G10169501	P222	G10210	P220
G10108	P242	G10111	P231	G10169601	P193	G10210	P225
G10108	P246	G10111	P240	G10169601	P196	G10211	P276
G10108	P251	G10111	P256	G10169601	P200	G10211	P278
G10108	P256	G10112	P97	G10169701	P192	G10213501	P20
G10108	P260	G10112	P102	G10171	P49	G10213501	P49
G10108	P262	G10112	P103	G10171	P70	G10213502	P14
G10108	P264	G10112	P104	G10171501	P238	G10213602	P52
G10108302	P24	G10112	P220	G10171501	P240	G10216	P74
G10109	P36	G10112	P240	G10177501	P20	G10218301	P17
G10109	P39	G10112	P256	G10177601	P20	G10219	P224
G10109	P44	G10114001	P222	G10177701	P20	G10220101	P181
G10109	P57	G10128401	P76	G10179206	P223	G10222501	P292
G10109	P63	G10129401	P70	G10181201	P22	G10222601	P102
G10109	P94	G10129501	P76	G10186202	P74	G10222701	P102
G10109	P97	G10131701	P104	G10192201	P144	G10226	P118
G10109	P123	G10132501	P76	G10192201	P147	G10226	P120
G10109	P140	G10132501	P134	G10192201	P150	G10227	P65
G10109	P181	G10133	P30	G10192201	P181	G10228	P26
G10109	P252	G10133	P36	G10192301	P144	G10228	P57
G10109	P290	G10136501	P104	G10192301	P147	G10228	P60
G10109101	P70	G10141901	P5	G10192301	P150	G10228	P68
G10110	P30	G10145401	P144	G10192301	P181	G10228	P86
G10110	P38	G10145401	P150	G10192401	P144	G10228	P89
G10110	P100	G10145501	P150	G10192401	P147	G10228	P97
G10110	P102	G10145601	P150	G10192401	P150	G10228	P114
G10110	P121	G10145701	P150	G10192401	P181	G10228	P116
G10110	P121	G10145801	P150	G10192901	P181	G10228	P118
G10110	P123	G10145901	P150	G10193001	P181	G10228	P120
G10110	P130	G10153101	P22	G10195601	P138	G10228	P130
G10110	P134	G10157	P90	G10195701	P138	G10228	P135
G10110	P140	G10157	P118	G10195801	P138	G10228	P140
G10110	P181	G10157	P120	G10197201	P225	G10228	P140
G10110	P260	G10157	P122	G10197301	P225	G10228	P140

Part No.	Page	Part No.	Page	Part No.	Page	Part No.	Page
G10228	P176	G10262201	P186	G10336701	P74	G10406701	P240
G10228	P238	G10263101	P181	G10337901	P106	G10406701	P251
G10228	P240	G10263501	P24	G10337901	P108	G10406701	P256
G10228	P252	G10269201	P234	G10342201	P177	G10406701	P273
G10228	P257	G10269501	P186	G10342301	P177	G10406701	P281
G10229	P35	G10291901	P225	G10342501	P244	G10406701	P282
G10229	P44	G10292601	P225	G10342501	P246	G10406701	P290
G10229	P50	G10297	P238	G10348601	P5	G10406701	P292
G10229	P57	G10297	P240	G10349601	P220	G10406801	P257
G10229	P60	G10301	P74	G10359701	P86	G10406801	P260
G10229	P63	G10301401	P82	G10361901	P27	G10406801	P262
G10229	P68	G10302202	P181	G10362001	P26	G10406801	P264
G10229	P100	G10302503	P70	G10366201	P17	G10406801	P276
G10229	P102	G10305	P86	G10375101	P234	G10406801	P278
G10229	P231	G10305	P88	G10375201	P234	G10406801	P284
G10229	P234	G10305	P89	G10379701	P256	G10416001	P222
G10229	P256	G10305	P100	G10384002	P238	G10418802	P2
G10230	P5	G10305	P238	G10384002	P251	G10422901	P63
G10230	P40	G10305	P240	G10387501	P63	G10423001	P63
G10230	P41	G10305	P251	G10396601	P144	G10423301	P63
G10230	P94	G10305	P256	G10396601	P147	G10423401	P63
G10230	P116	G10305701	P130	G10396601	P150	G10423701	P229
G10230	P118	G10306201	P196	G10396601	P181	G10425201	P273
G10230	P120	G10306201	P200	G10396701	P144	G10425401	P17
G10230	P238	G10306301	P193	G10396701	P147	G10425501	P17
G10230	P251	G10308	P252	G10396701	P150	G10425601	P284
G10230701	P17	G10308	P281	G10396701	P181	G10425701	P16
G10231	P238	G10308	P282	G10396801	P144	G10427101	P44
G10231	P251	G10310	P49	G10396801	P147	G10429001	P14
G10232	P100	G10312	P30	G10396801	P150	G10429001	P24
G10232	P102	G10312	P94	G10396801	P181	G10434301	P268
G10232	P106	G10312	P98	G10397801	P5	G10434901	P180
G10232	P168	G10312	P252	G10398701	P276	G10435201	P181
G10232	P170	G10312	P290	G10398701	P278	G10437901	P252
G10232	P174	G10318	P94	G10398701	P280	G10437901	P257
G10232	P176	G10318701	P20	G10398801	P276	G10437901	P281
G10232	P181	G10318901	P222	G10398801	P278	G10437901	P282
G10243	P50	G10320201	P22	G10398801	P279	G10438	P118
G10243001	P228	G10320401	P24	G10399401	P144	G10438	P120
G10249701	P74	G10322501	P5	G10399401	P147	G10439801	P223
G10249801	P74	G10322501	P8	G10399401	P150	G10439901	P97
G10252	P100	G10322501	P8	G10399401	P181	G10440001	P97
G10252	P102	G10327702	P234	G10399501	P144	G10446401	P97
G10252	P184	G10330	P106	G10399501	P147	G10446501	P97
G10252001	P68	G10330	P108	G10399501	P150	G10446601	P97
G10254701	P232	G10331001	P181	G10399501	P181	G10446701	P97
G10254801	P232	G10334801	P8	G10400	P103	G10446801	P97
G10254901	P232	G10334901	P8	G10400	P104	G10448	P106
G10257	P50	G10335001	P8	G10401901	P276	G10448	P108
G10260	P52	G10335101	P8	G10401901	P278	G10450	P118
G10260	P220	G10335201	P8	G10406601	P273	G10450	P120
G10261	P52	G10335501	P5	G10406701	P238	G10450	P130

# Numerical Index

M0320-02

Model 5700

Part No.	Page	Part No.	Page	Part No.	Page	Part No.	Page
G10451	P27	G10485501	P240	G10523901	P35	G10574	P86
G10451	P130	G10485501	P241	G10523901	P36	G10578501	P46
G10451	P134	G10485501	P242	G10524201	P130	G10578601	P46
G10454801	P182	G10485501	P257	G10524501	P130	G10578701	P48
G10457	P118	G10485601	P238	G10528401	P130	G10578801	P46
G10457	P120	G10485601	P241	G10528401	P134	G10578801	P48
G10459801	P22	G10485601	P242	G10528401	P155	G10578901	P48
G10460	P94	G10485704	P242	G10528401	P159	G10579001	P46
G10460	P97	G10485705	P241	G10528401	P163	G10579101	P46
G10460	P106	G10485706	P241	G10528501	P163	G10580	P100
G10460	P108	G10485707	P238	G10528701	P163	G10580	P108
G10460	P118	G10485707	P252	G10529	P70	G10581	P114
G10460	P120	G10485708	P240	G10529001	P130	G10584701	P222
G10460	P130	G10485708	P256	G10529001	P134	G10585	P130
G10460	P134	G10485709	P240	G10529201	P130	G10585	P134
G10460	P294	G10485709	P257	G10529201	P134	G10590501	P265
G10461	P102	G10489701	P240	G10529801	P130	G10590501	P269
G10462201	P181	G10489701	P257	G10529801	P134	G10592	P68
G10463301	P7	G10491101	P240	G10531	P52	G10599	P74
G10463501	P180	G10491101	P241	G10532101	P252	G10600701	P223
G10463601	P180	G10491101	P252	G10532101	P257	G10603601	P5
G10463701	P181	G10491101	P257	G10538401	P7	G10604301	P198
G10464101	P252	G10492101	P242	G10538601	P6	G10605801	P34
G10466101	P276	G10492701	P181	G10538701	P6	G10605901	P128
G10466101	P278	G10492701	P240	G10543	P130	G10606	P118
G10467701	P26	G10492701	P257	G10544	P140	G10606	P120
G10468	P100	G10494201	P12	G10544	P141	G10606201	P126
G10468	P136	G10495101	P82	G10545501	P16	G10606301	P25
G10471	P110	G10503	P44	G10545601	P24	G10606401	P46
G10473901	P251	G10503	P131	G10547101	P94	G10606501	P46
G10473901	P281	G10503	P134	G10547101	P97	G10606502	P46
G10473901	P282	G10505401	P171	G10547301	P94	G10606801	P260
G10474501	P273	G10506101	P35	G10547301	P97	G10606801	P262
G10475	P12	G10506401	P33	G10547401	P94	G10606801	P264
G10475701	P1	G10506401	P276	G10547401	P97	G10609001	P34
G10477101	P223	G10506401	P278	G10547801	P94	G10609005	P252
G10477201	P223	G10510201	P252	G10547801	P97	G10609005	P256
G10481201	P108	G10510201	P257	G10547901	P94	G10609009	P256
G10481301	P108	G10510201	P273	G10547901	P97	G10609014	P288
G10481601	P138	G10511601	P171	G10548201	P94	G10609015	P252
G10483101	P12	G10513001	P268	G10548401	P94	G10609015	P256
G10483101	P13	G10513001	P272	G10555301	P124	G10609016	P252
G10483201	P12	G10513101	P268	G10555302	P124	G10609017	P252
G10483401	P12	G10513101	P272	G10556101	P145	G10609018	P256
G10483901	P177	G10514101	P265	G10556101	P148	G10609201	P46
G10485	P244	G10514101	P269	G10556101	P252	G10610201	P252
G10485	P246	G10522401	P130	G10556201	P265	G10610201	P290
G10485201	P241	G10522401	P134	G10556201	P269	G10611001	P265
G10485201	P242	G10522401	P163	G10560	P131	G10613501	P281
G10485301	P242	G10522501	P285	G10560	P134	G10613501	P282
G10485401	P240	G10522701	P130	G10562301	P123	G10614301	P12
G10485401	P257	G10523801	P27	G10567901	P5	G10615101	P234

Part No.	Page	Part No.	Page	Part No.	Page	Part No.	Page
G10616606	P240	G10628401	P99	G10651001	P93	G10677501	P144
G10616608	P257	G10629701	P251	G10651101	P93	G10677501	P147
G10616609	P290	G10629701	P256	G10651201	P93	G10677501	P177
G10616611	P252	G10629801	P251	G10651401	P93	G10679201	P174
G10616612	P292	G10629801	P256	G10652801	P44	G10679301	P174
G10616613	P257	G10629901	P251	G10652901	P44	G10679401	P174
G10616614	P238	G10629901	P256	G10657901	P25	G10679501	P174
G10616615	P252	G10631801	P265	G10657901	P32	G10680301	P174
G10616615	P257	G10631801	P269	G10658001	P34	G10680401	P174
G10616616	P252	G10631901	P273	G10658801	P295	G10680901	P100
G10616704	P252	G10631901	P280	G10658802	P295	G10680901	P155
G10616707	P257	G10632101	P276	G10658803	P295	G10680901	P174
G10616709	P252	G10632101	P278	G10659001	P5	G10681	P30
G10618301	P276	G10635001	P5	G10660401	P106	G10682301	P273
G10618301	P278	G10635001	P35	G10664901	P12	G10682501	P281
G10618501	P20	G10635001	P36	G10665001	P12	G10682801	P282
G10619801	P93	G10635101	P35	G10665101	P12	G10683001	P276
G10619901	P93	G10635801	P151	G10669201	P290	G10683001	P278
G10620	P30	G10635801	P257	G10669601	P246	G10683601	P252
G10620	P49	G10636	P42	G10670	P49	G10683801	P257
G10620	P57	G10636	P106	G10670201	P256	G10683901	P256
G10620	P60	G10636	P108	G10671	P122	G10684301	P246
G10620	P63	G10636801	P251	G10671401	P269	G10684401	P278
G10620	P229	G10636801	P256	G10672001	P136	G10686901	P251
G10620	P230	G10638	P38	G10672002	P136	G10687001	P252
G10621	P49	G10640	P164	G10672101	P136	G10687101	P252
G10621	P97	G10640	P165	G10672102	P136	G10687201	P252
G10621	P100	G10640	P168	G10672401	P134	G10687801	P244
G10621	P102	G10640	P174	G10672601	P134	G10688901	P251
G10621	P112	G10640	P176	G10672602	P134	G10693801	P111
G10621	P118	G10640	P179	G10673	P238	G10693901	P106
G10621	P120	G10643	P170	G10673	P240	G10693901	P111
G10621	P228	G10644201	P86	G10673	P241	G10694001	P111
G10621	P229	G10645101	P10	G10673	P242	G10694201	P108
G10621	P230	G10645601	P9	G10673	P244	G10694201	P111
G10621	P276	G10645701	P9	G10673	P246	G10694401	P90
G10621	P278	G10645701	P10	G10673	P252	G10694501	P90
G10621601	P100	G10646201	P57	G10673	P257	G10696301	P131
G10621701	P100	G10646201	P60	G10674	P238	G10698401	P164
G10622	P6	G10646201	P63	G10674	P240	G10698501	P164
G10622	P38	G10646301	P5	G10676	P57	G10698601	P164
G10622	P94	G10646401	P5	G10676	P60	G10698701	P164
G10622	P220	G10646501	P5	G10676	P63	G10698801	P100
G10622401	P118	G10646601	P1	G10676	P238	G10698801	P155
G10622601	P118	G10646601	P2	G10676	P240	G10698801	P164
G10622701	P114	G10649301	P127	G10676	P252	G10699301	P168
G10625	P110	G10649401	P126	G10676	P256	G10699601	P168
G10625801	P114	G10650001	P93	G10676	P290	G10699701	P168
G10626	P244	G10650201	P94	G10676	P292	G10699801	P168
G10626	P246	G10650301	P94	G10677101	P177	G10699901	P155
G10627701	P103	G10650401	P94	G10677301	P177	G10701201	P1
G10628301	P99	G10650501	P94	G10677501	P93	G10701201	P2

# Numerical Index

M0320-02

Model 5700

Part No.	Page	Part No.	Page	Part No.	Page	Part No.	Page
G10701301	P9	G10736001	P100	G10771701	P256	G10786601	P284
G10701301	P10	G10736201	P144	G10771701	P287	G10786701	P284
G10701401	P9	G10736301	P144	G10772302	P286	G10789701	P27
G10701401	P10	G10736901	P97	G10772501	P287	G10790401	P284
G10701401	P53	G10736901	P150	G10773002	P286	G10790501	P284
G10703501	P5	G10736901	P177	G10773101	P285	G10790601	P284
G10703601	P5	G10737001	P100	G10773401	P269	G10790701	P284
G10704001	P36	G10737101	P100	G10773801	P284	G10790801	P284
G10704101	P35	G10737102	P93	G10776101	P238	G10791801	P46
G10704201	P35	G10737201	P144	G10776101	P240	G10791901	P46
G10704302	P7	G10737301	P144	G10776101	P251	G10792001	P46
G10704402	P7	G10737401	P144	G10776101	P256	G10792101	P46
G10704501	P130	G10737501	P100	G10776301	P251	G10792201	P127
G10704501	P134	G10737601	P100	G10776401	P126	G10792201	P128
G10706901	P130	G10740	P241	G10776501	P126	G10792301	P127
G10706902	P130	G10740	P242	G10776601	P126	G10792301	P128
G10708301	P97	G10740	P244	G10776701	P126	G10792401	P127
G10708501	P170	G10740	P246	G10776801	P34	G10792501	P127
G10708601	P108	G10741001	P240	G10776801	P128	G10792601	P127
G10708601	P159	G10744601	P118	G10776901	P126	G10792701	P126
G10708601	P170	G10744701	P118	G10777001	P126	G10792701	P128
G10708601	P171	G10745201	P220	G10777101	P126	G10792801	P127
G10708701	P108	G10745301	P35	G10777201	P126	G10792901	P34
G10708701	P159	G10745301	P36	G10777301	P126	G10792901	P128
G10709401	P170	G10748301	P57	G10777401	P126	G10793001	P46
G10709601	P171	G10748801	P57	G10777501	P126	G10793101	P48
G10709701	P171	G10749901	P57	G10777601	P126	G10793201	P46
G10710601	P1	G10749X	P14	G10777701	P126	G10793201	P48
G10711801	P155	G10750001	P57	G10777801	P126	G10793301	P48
G10713701	P170	G10750001	P60	G10777901	P126	G10793401	P48
G10716501	P121	G10752401	P284	G10778001	P126	G10794701	P86
G10720001	P6	G10752601	P284	G10778201	P48	G10795001	P86
G10720101	P6	G10752801	P284	G10778301	P48	G10795101	P86
G10720201	P1	G10757901	P97	G10778401	P46	G10795401	P241
G10720301	P2	G10763701	P224	G10779	P177	G10795601	P88
G10722	P140	G10764001	P268	G10779501	P26	G10795901	P241
G10724201	P288	G10764101	P268	G10779601	P26	G10797801	P284
G10724301	P24	G10765	P44	G10779701	P284	G10802601	P49
G10725	P140	G10765801	P238	G10779801	P284	G10803401	P30
G10725	P141	G10765801	P251	G10779901	P276	G10804001	P285
G10726	P110	G10766501	P241	G10779901	P278	G10804002	P285
G10729701	P244	G10766601	P240	G10780101	P284	G10804003	P285
G10729701	P246	G10766601	P256	G10780201	P284	G10804004	P285
G10735301	P114	G10766901	P121	G10780301	P186	G10804005	P285
G10735401	P114	G10768401	P295	G10780301	P191	G10806201	P32
G10735601	P114	G10768501	P295	G10780301	P198	G10806901	P298
G10735701	P114	G10768601	P295	G10780701	P5	G10809	P120
G10735702	P114	G10768701	P296	G10780801	P6	G10812301	P57
G10735703	P114	G10768901	P296	G10781901	P284	G10812301	P60
G10735704	P114	G10770	P166	G10782001	P284	G10812301	P63
G10735705	P114	G10770401	P284	G10782101	P284	G10813601	P25
G10735901	P100	G10771701	P251	G10786501	P284	G10813701	P25

Part No.	Page	Part No.	Page	Part No.	Page	Part No.	Page
G10813701	P32	G10837109	P299	G10917401	P5	G10949902	P22
G10814401	P265	G10837110	P299	G10917501	P5	G10950	P38
G10814401	P269	G10837111	P299	G10920501	P262	G10950501	P12
G10815701	P106	G10837112	P299	G10920501	P264	G10950601	P12
G10815801	P106	G10837501	P191	G10920601	P262	G10950801	P82
G10815901	P7	G10840901	P287	G10920601	P264	G10950901	P82
G10816001	P25	G10841201	P30	G10920901	P262	G10952501	P1
G10817601	P269	G10842901	P93	G10920901	P264	G10954	P222
G10818501	P106	G10843801	P93	G10921201	P260	G10957301	P5
G10819001	P134	G10844	P130	G10921601	P54	G10957401	P7
G10819201	P130	G10844	P135	G10921701	P54	G10958801	P12
G10819601	P130	G10844	P140	G10922601	P276	G10961	P70
G10819601	P134	G10846501	P97	G10922601	P278	G10962001	P10
G10819602	P130	G10846901	P6	G10924201	P6	G10962002	P9
G10819602	P134	G10847001	P6	G10925501	P198	G10962101	P9
G10820101	P25	G10856301	P244	G10925601	P6	G10962101	P10
G10822301	P168	G10856401	P246	G10928	P20	G10962501	P131
G10822501	P260	G10860X	P20	G10928	P24	G10962501	P298
G10822501	P262	G10874	P131	G10928	P181	G10963001	P287
G10822501	P264	G10874	P134	G10934801	P97	G10963201	P1
G10822601	P296	G10885802	P5	G10934901	P97	G10966	P49
G10822701	P296	G10887901	P182	G10935001	P97	G10967301	P302
G10822801	P296	G10888	P244	G10935401	P63	G10972301	P6
G10825001	P104	G10888	P246	G10935501	P63	G10973901	P82
G10825001	P111	G10888001	P182	G10935601	P63	G10974	P44
G10825001	P111	G10888101	P182	G10935701	P63	G10974	P76
G10827701	P265	G10891201	P100	G10935801	P63	G10974401	P280
G10829	P222	G10894X	P20	G10936001	P63	G10974501	P280
G10829101	P251	G10893101	P53	G10936101	P12	G10974601	P280
G10829101	P252	G10893201	P53	G10936301	P82	G10974701	P280
G10829101	P256	G10893501	P53	G10937901	P7	G10974801	P279
G10829101	P257	G10893701	P53	G10938301	P220	G10974901	P279
G10829101	P260	G10893801	P53	G10939	P136	G10975001	P279
G10829101	P262	G10893901	P53	G10939201	P9	G10975101	P279
G10829101	P264	G10893X	P20	G10939201	P10	G10975201	P279
G10829101	P284	G10898801	P272	G10941101	P192	G10975301	P280
G10829307	P34	G10898901	P272	G10943	P181	G10975401	P280
G10829407	P34	G10899001	P272	G10943101	P285	G10975501	P280
G10829507	P34	G10901	P244	G10943201	P285	G10975601	P268
G10832301	P287	G10901	P246	G10945001	P192	G10975701	P268
G10832401	P287	G10901301	P42	G10948	P163	G10975801	P268
G10832701	P287	G10901401	P7	G10948801	P10	G10975901	P268
G10833001	P286	G10901501	P7	G10948901	P9	G10976001	P268
G10833101	P287	G10904	P38	G10949	P38	G10976001	P272
G10837101	P299	G10910401	P182	G10949001	P10	G10976101	P268
G10837102	P299	G10911701	P5	G10949101	P9	G10976201	P268
G10837103	P299	G10912301	P262	G10949201	P10	G10976301	P268
G10837104	P299	G10912301	P264	G10949301	P9	G10976401	P268
G10837105	P299	G10913	P111	G10949401	P9	G10976501	P268
G10837106	P299	G10915001	P6	G10949401	P10	G10976601	P268
G10837107	P299	G10915101	P5	G10949501	P9	G10976601	P272
G10837108	P299	G10917301	P5	G10949501	P10	G10976701	P268

# Numerical Index

M0320-02

Model 5700

Part No.	Page	Part No.	Page	Part No.	Page	Part No.	Page
G10976701	P272	G10997701	P57	G11089	P100	G11215	P60
G10976801	P268	G10997801	P6	G11091	P57	G11215	P63
G10976801	P272	G11000801	P26	G11091	P60	G11215	P86
G10976901	P268	G11000801	P27	G11091	P63	G11242	P251
G10977001	P268	G11005501	P27	G11091	P74	G11242	P256
G10977101	P268	G11013801	P121	G11091	P86	G11249	P70
G10977101	P272	G11021	P179	G11091	P89	G11261	P65
G10977201	P268	G11042X	P12	G11091	P118	G11270	P88
G10977201	P272	G11047X	P12	G11091	P120	G11277	P171
G10977301	P268	G11048X	P12	G11091	P238	G11281	P50
G10977401	P268	G11058	P118	G11091	P240	G11290	P122
G10977501	P272	G11058	P120	G11091	P251	G11297	P24
G10977601	P272	G11061301	P13	G11091	P256	G11314	P138
G10977701	P272	G11063101	P53	G11091	P273	G11320	P82
G10977801	P272	G11063102	P53	G11091	P281	G11320	P171
G10977901	P272	G11067	P16	G11091	P282	G11320	P184
G10978001	P272	G11067	P222	G11091	P290	G11328	P82
G10978101	P272	G11075101	P94	G11105X	P12	G11328	P100
G10978201	P272	G11075201	P94	G11106	P228	G11328	P102
G10978301	P272	G11075301	P94	G11106X	P12	G11328	P121
G10978401	P272	G11075401	P93	G11107X	P12	G11328	P121
G10979601	P49	G11075901	P94	G11119	P94	G11328	P184
G10979901	P49	G11076001	P94	G11119	P97	G11332X	P12
G10981801	P272	G11076401	P94	G11123	P6	G11337	P118
G10981901	P272	G11076501	P106	G11123	P65	G11337	P120
G10982001	P272	G11076601	P106	G11123	P223	G11339	P94
G10982101	P272	G11077001	P93	G11124	P222	G11339	P97
G10982201	P272	G11077101	P93	G11124	P225	G11356	P6
G10982301	P272	G11077601	P60	G11124X	P20	G11356	P38
G10982401	P272	G11077701	P60	G11127	P138	G11356	P94
G10983101	P12	G11078101	P25	G11135	P30	G11360	P57
G10983201	P12	G11078301	P74	G11152X	P12	G11360	P60
G10983301	P12	G11078901	P100	G11153X	P12	G11360	P74
G10985901	P5	G11079001	P100	G11154X	P12	G11367	P57
G10986	P6	G11079101	P100	G11165	P68	G11367	P60
G10986401	P57	G11079801	P94	G11166	P97	G11367	P63
G10986601	P230	G11079901	P94	G11172	P12	G11382	P38
G10987801	P106	G11080001	P94	G11180	P130	G11385	P25
G10988	P53	G11080101	P94	G11182	P70	G11385	P27
G10991	P39	G11081001	P106	G11201	P24	G11385	P30
G10991	P57	G11081001	P168	G11202	P16	G11385	P32
G10991	P60	G11081001	P171	G11202	P49	G11385	P38
G10991	P63	G11081301	P251	G11202	P52	G11385	P100
G10991	P224	G11081401	P251	G11202	P222	G11385	P102
G10991401	P252	G11081601	P252	G11203	P276	G11385	P108
G10991401	P257	G11084801	P60	G11203	P278	G11385	P118
G10992	P222	G11085001	P60	G11204	P26	G11385	P120
G10992901	P252	G11085401	P60	G11204	P74	G11385	P130
G10992901	P290	G11085701	P60	G11204	P220	G11385	P134
G10992X	P20	G11085901	P60	G11206	P38	G11385	P181
G10996001	P68	G11087	P136	G11209	P49	G11386	P8
G10997601	P57	G11088201	P60	G11215	P57	G11386	P39

Part No.	Page	Part No.	Page	Part No.	Page	Part No.	Page
G11386	P49	G11389	P48	G11415	P294	G11497	P290
G11386	P57	G11389	P57	G11418	P140	G11497	P292
G11386	P60	G11389	P60	G11418	P222	G11508	P252
G11386	P63	G11389	P63	G11419	P35	G11508	P257
G11386	P70	G11389	P68	G11419	P36	G11508	P273
G11386	P76	G11389	P76	G11445	P52	G11508	P281
G11386	P94	G11389	P86	G11447	P52	G11517	P12
G11386	P97	G11389	P94	G11448	P12	G11519	P76
G11386	P112	G11389	P97	G11457	P238	G11522	P76
G11386	P180	G11389	P100	G11457	P240	G11528	P70
G11386	P229	G11389	P102	G11457	P251	G11528	P223
G11386	P230	G11389	P106	G11457	P256	G11534	P118
G11386	P252	G11389	P108	G11457	P281	G11534	P120
G11386	P290	G11389	P246	G11457	P282	G11534	P130
G11387	P6	G11391	P5	G11458	P257	G11534	P134
G11387	P30	G11391	P6	G11458	P260	G11539	P5
G11387	P38	G11391	P6	G11458	P262	G11539	P46
G11387	P49	G11391	P25	G11458	P264	G11539	P48
G11387	P64	G11391	P26	G11458	P276	G11539	P181
G11387	P74	G11391	P27	G11458	P284	G11553	P130
G11387	P86	G11391	P30	G11459	P260	G11553	P136
G11387	P88	G11391	P32	G11459	P262	G11556	P13
G11387	P89	G11391	P39	G11459	P264	G11556	P22
G11387	P94	G11391	P40	G11459	P276	G11576	P252
G11387	P97	G11391	P41	G11459	P278	G11578	P12
G11387	P100	G11391	P64	G11465	P5	G11578	P24
G11387	P102	G11391	P86	G11467	P257	G11583	P276
G11387	P118	G11391	P100	G11467	P260	G11583	P278
G11387	P120	G11391	P108	G11467	P262	G11587	P174
G11387	P123	G11391	P122	G11467	P264	G11588	P12
G11387	P124	G11391	P124	G11467	P276	G11588	P223
G11387	P130	G11391	P138	G11467	P278	G11589	P114
G11387	P135	G11391	P138	G11467	P284	G11589	P116
G11387	P138	G11391	P140	G11468	P238	G11590	P241
G11387	P220	G11391	P141	G11468	P240	G11590	P242
G11387	P225	G11391	P223	G11468	P251	G11590	P244
G11387	P241	G11391	P294	G11468	P256	G11590	P246
G11387	P242	G11392	P44	G11468	P273	G11618	P12
G11387	P244	G11392	P102	G11468	P281	G11619	P13
G11387	P251	G11392	P138	G11468	P282	G11619	P22
G11387	P256	G11392	P220	G11468	P290	G11619	P24
G11387	P260	G11396	P122	G11468	P292	G11646	P5
G11387	P262	G11396	P294	G11472	P223	G11646	P27
G11387	P264	G11397	P106	G11480	P46	G11687	P52
G11387	P290	G11397	P108	G11480	P57	G11693	P12
G11389	P5	G11398	P110	G11480	P60	G11705	P100
G11389	P26	G11400X	P20	G11480	P63	G11729	P17
G11389	P27	G11408	P49	G11494	P257	G11778	P181
G11389	P35	G11409	P222	G11494	P281	G11848	P70
G11389	P36	G11415	P46	G11494	P282	G11853	P100
G11389	P44	G11415	P48	G11497	P257	G11853	P102
G11389	P46	G11415	P86	G11497	P282	G11854	P100



# Numerical Index

M0320-02

Model 5700

Part No.	Page	Part No.	Page	Part No.	Page	Part No.	Page
G11854	P102	G2406-12-10	P198	G6400-08	P190	G6801-04-04	P170
G11856	P102	G2408-08	P170	G6400-08	P191	G6801-04-04	P176
G11862	P41	G2701-08	P74	G6400-08	P193	G6801-04-04	P179
G11874	P122	G2701-10	P74	G6400-08	P196	G6801-04-04	P192
G11901	P220	G2703-06	P74	G6400-08	P200	G6801-04-04	P195
G11907	P163	G2704-06	P30	G6400-08-06	P252	G6801-04-06	P126
G11921	P57	G2704-08	P74	G6400-08-06	P257	G6801-04-08	P174
G11921	P60	G2704-10	P74	G6400-08-12	P30	G6801-06	P65
G11921	P64	G304-C-04	P179	G6400-10	P186	G6801-06	P100
G11924	P57	G304-C-6	P108	G6400-10		G6801-06	P102
G11924	P63	G304-C-8	P30	G6400-16-16	P181	G6801-06	P180
G11947	P162	G304-C-8	P162	G6400-16-20	P181	G6801-06	P198
G11947	P164	G306-06	P30	G6400-L-08	P118	G6801-06	P223
G11952	P174	G3302-16	P131	G6400-L-08	P120	G6801-06-04	P27
G11952	P176	G3324-01	P122	G6400-L-16	P198	G6801-06-08	P181
G11954	P168	G3325-06-06	P126	G6403-NWO-08	P199	G6801-06-08	P196
G11954	P170	G3600-06-06-06	P126	G6408-04	P195	G6801-06-08	P200
G11960	P14	G3800-06-08	P182	G6408-06	P177	G6801-08	P126
G11961	P6	G3801-04-04	P182	G6408-08	P162	G6801-08	P192
G11961	P9	G3801-16-20	P182	G6408-08	P163	G6801-08	P198
G11961	P10	G4501-32-32	P180	G6408-08	P164	G6801-08-06	P186
G11961	P53	G4602-03	P240	G6408-08	P165	G6801-10	P126
G11965	P12	G4602-03	P256	G6408-08	P174	G6801-10	P223
G11967	P65	G4602-32	P238	G6408-08	P176	G6801-16	P198
G11969	P94	G4602-32	P252	G6408-08	P180	G6801-32-24	P182
G11969	P97	G4916-20	P251	G6408-08	P194	G6801-L-10	P65
G11972	P57	G4916-20	P256	G6408-08	P195	G6801-LL-08	P186
G11972	P60	G4916-20	P287	G6408-H02-0	P198	G6802-04	P186
G11972	P63	G5000-08-04	P251	G6408-H04-0	P179	G6802-04	P198
G11976	P5	G5000-08-04	P256	G6408-H04-0	P186	G6802-06-06	P190
G11981	P14	G6400-04	P186	G6408-H04-0	P193	G6802-06-06	P199
G11981	P16	G6400-04	P187	G6408-H04-0	P195	G6802-08	P186
G11994	P24	G6400-04	P188	G6408-H04-0	P196	G6802-08	P198
G11995	P16	G6400-04	P194	G6408-H04-0	P198	G6802-08-12	P198
G11995	P181	G6400-04-06	P179	G6408-H04-0	P200	G6802-10	P198
G11996	P2	G6400-06	P186	G6408-H06-O	P193	G6802-12-16	P198
G11996	P16	G6400-06	P187	G6408-H06-O	P194	G6803-04-04-04	P179
G12002-35	P265	G6400-06	P188	G6408-H06-O	P196	G6803-04-04-04	P192
G12002-35	P269	G6400-06	P189	G6408-H06-O	P198	G6804-06	P199
G12003-20	P181	G6400-06	P190	G6408-H06-O	P200	G6804-08	P162
G12003-20	P273	G6400-06	P252	G6408-H08-0	P198	G6815-06-04	P191
G12003-20	P276	G6400-06	P257	G6408-H10-0	P198	G6815-06-06	P198
G12003-20	P278	G6400-06-08	P100	G6408-HHP-16	P198	G7100-110	P131
G12068	P265	G6400-06-08	P252	G6410-08-06	P198	G7100-110	P298
G12081	P273	G6400-06-08	P257	G6410-16-06	P198	G7100-116	P298
G12081	P276	G6400-08	P162	G6500-10	P223	G7100-234	P303
G12081	P278	G6400-08	P168	G6500-16	P181	G7100-36	P301
G12083	P276	G6400-08	P168	G6500-16	P198	G7100-370	P298
G12083	P278	G6400-08	P170	G6502-08	P198	G7100-376	P302
G12222-35	P265	G6400-08	P186	G6602-08	P74	G7100-381	P301
G12222-35	P269	G6400-08	P187	G6602-10	P74	G7100-382	P297
G1K774	P2	G6400-08	P189	G6801-04-04	P168	G7100-385	P300

Part No.	Page	Part No.	Page	Part No.	Page	Part No.	Page
G7100-385.....	P301	GA15197.....	P36	GA18720.....	P252	GA21628.....	P120
G7100-387.....	P297	GA15226.....	P106	GA18720.....	P256	GA21687.....	P220
G7100-392.....	P302	GA15226.....	P108	GA18720.....	P273	GA21845.....	P281
G7100-393.....	P297	GA15422.....	P118	GA18814.....	P52	GA21845.....	P282
G7100-397.....	P131	GA15422.....	P120	GA18884.....	P131	GA22522.....	P49
G7100-397.....	P298	GA15469.....	P229	GA18884.....	P134	GA22554-20.....	P234
G7100-481.....	P295	GA15469.....	P230	GA19161.....	P285	GA22554-36.....	P234
G7100-482.....	P295	GA15470.....	P229	GA19162.....	P285	GA22554-360.....	P234
G7100-483.....	P295	GA15470.....	P230	GA19163.....	P285	GA24281.....	P228
G7100-484.....	P302	GA15471.....	P229	GA19164.....	P285	GA24284.....	P228
G7100-485.....	P302	GA15471.....	P230	GA19165.....	P285	GA24285.....	P228
G7100-558.....	P295	GA15473.....	P52	GA19166.....	P285	GA24364.....	P52
G7100-572.....	P300	GA15485.....	P6	GA2014.....	P44	GA24568.....	P110
G7100-573.....	P300	GA15784.....	P100	GA20252.....	P191	GA24569.....	P104
G7100-580.....	P297	GA15784.....	P102	GA20256.....	P134	GA24575.....	P104
G7100-616.....	P303	GA15784.....	P155	GA20370.....	P33	GA24676.....	P12
G7100-628.....	P296	GA15784.....	P159	GA20412.....	P285	GA24699.....	P104
G7100-630.....	P296	GA16308.....	P186	GA20697.....	P179	GA24709.....	P114
G7100-636.....	P301	GA16428.....	P244	GA20697.....	P195	GA24709.....	P116
G9948X.....	P122	GA16428.....	P246	GA20711.....	P12	GA24748.....	P294
GA0160L.....	P141	GA16701.....	P12	GA20732.....	P285	GA24777.....	P176
GA0160R.....	P141	GA16869.....	P103	GA20901.....	P1	GA24780.....	P176
GA0245.....	P140	GA16869.....	P109	GA21047.....	P111	GA24808.....	P118
GA0245.....	P141	GA16871.....	P109	GA21064.....	P186	GA24808.....	P120
GA0257.....	P140	GA17033.....	P76	GA21064.....	P187	GA24834.....	P165
GA0257.....	P141	GA17034.....	P76	GA21064.....	P188	GA24849.....	P186
GA0530.....	P110	GA17118.....	P285	GA21064.....	P189	GA24852.....	P188
GA0531.....	P110	GA17119.....	P285	GA21064.....	P190	GA24861.....	P118
GA0532.....	P110	GA17265.....	P93	GA21066.....	P186	GA24861.....	P120
GA10458.....	P134	GA17265.....	P97	GA21066.....	P187	GA24861.....	P155
GA10799.....	P57	GA17454.....	P50	GA21066.....	P188	GA24861.....	P159
GA10799.....	P60	GA17480.....	P294	GA21066.....	P189	GA24861.....	P162
GA10799.....	P63	GA17573.....	P39	GA21066.....	P190	GA24862.....	P162
GA11481-309.....	P150	GA17623.....	P38	GA21067.....	P186	GA24865.....	P162
GA11982.....	P26	GA17660.....	P6	GA21143.....	P228	GA24909.....	P102
GA11988.....	P39	GA17660.....	P63	GA21209.....	P131	GA24913.....	P114
GA11989.....	P39	GA17660.....	P294	GA21209.....	P134	GA24913.....	P116
GA11991.....	P39	GA17767.....	P134	GA21405.....	P33	GA24970.....	P114
GA13204.....	P112	GA17768.....	P134	GA21405.....	P39	GA24970.....	P116
GA14041.....	P70	GA17775.....	P50	GA21406.....	P57	GA24979.....	P104
GA14127.....	P38	GA17994.....	P38	GA21406.....	P60	GA24999.....	P106
GA14128.....	P74	GA18211.....	P38	GA21406.....	P63	GA24999.....	P108
GA14128.....	P82	GA18212.....	P38	GA21406.....	P86	GA24999.....	P155
GA14152.....	P86	GA18353.....	P100	GA21456.....	P251	GA24999.....	P159
GA14152.....	P160	GA18353.....	P102	GA21456.....	P256	GA24999.....	P179
GA14799.....	P186	GA18353.....	P184	GA21510.....	P65	GA25001.....	P179
GA14804.....	P33	GA18482.....	P38	GA21598.....	P118	GA25003.....	P179
GA14804.....	P276	GA18485.....	P131	GA21598.....	P120	GA25004.....	P179
GA14804.....	P278	GA18485.....	P136	GA21614.....	P276	GA25023.....	P223
GA14813.....	P276	GA18486.....	P220	GA21628.....	P106	GA25055.....	P106
GA14813.....	P278	GA18486.....	P231	GA21628.....	P108	GA25055.....	P108
GA15151.....	P140	GA18630-69.....	P155	GA21628.....	P118	GA25225.....	P170

# Numerical Index

M0320-02

Model 5700

Part No.	Page	Part No.	Page	Part No.	Page	Part No.	Page
GA25234	P159	GA26261	P100	GA26779	P63	GA4082	P246
GA25254	P126	GA26261	P102	GA26833	P97	GA4722	P111
GA25254	P198	GA26301	P97	GA26841	P30	GA4723	P111
GA25256	P186	GA26307	P229	GA26876	P140	GA5654	P44
GA25261	P27	GA26307	P230	GA26877	P141	GA5853	P140
GA25261	P178	GA26308	P103	GA26888	P240	GA6171	P8
GA25303	P118	GA26310	P103	GA26888	P256	GA6171	P40
GA25303	P120	GA26326	P108	GA26909	P131	GA6171	P40
GA25330	P93	GA26327	P108	GA26909	P140	GA6171	P41
GA25330	P97	GA26346	P231	GA26920	P5	GA6434	P40
GA25389	P191	GA26360	P89	GA26924-01	P299	GA6597	P40
GA25390	P191	GA26361	P86	GA26924-02	P299	GA7434	P103
GA25399-36	P228	GA26362	P86	GA26924-03	P299	GA7434	P104
GA25403	P191	GA26363	P86	GA26924-04	P299	GA8312	P100
GA25404	P191	GA26364	P86	GA26926	P223	GA8312	P102
GA25427	P57	GA26365	P89	GA26958	P41	GA8603	P42
GA25427	P60	GA26374	P228	GA26980	P14	GA8641	P42
GA25427	P64	GA26378	P170	GA26989	P12	GA8882	P162
GA25437	P228	GA26393	P63	GA27001	P14	GA9145	P131
GA25441	P57	GA26400	P246	GA27001	P17	GA9205	P118
GA25441	P60	GA26418	P294	GA27002	P2	GA9205	P120
GA25441	P63	GA26474	P97	GA27002	P20	GA9205	P155
GA25854	P294	GA26475	P97	GA27003	P17	GA9205	P159
GA25857	P30	GA26510	P104	GA27004	P16	GA9205	P166
GA25857	P145	GA26511	P104	GA27005	P16	GA9315	P104
GA25857	P148	GA26539	P1	GA27007	P24	GB0218	P26
GA25857	P151	GA26585	P238	GA27008	P2	GB0230	P118
GA25949	P6	GA26585	P240	GA27013	P22	GB0230	P120
GA25949	P224	GA26585	P252	GA27014	P22	GB0234	P118
GA25950	P224	GA26585	P257	GA27015	P22	GB0234	P120
GA25967	P116	GA26586	P238	GA27023	P20	GB0239	P35
GA25976	P220	GA26586	P240	GA27038	P44	GB0239	P36
GA25982	P191	GA26586	P252	GA27043	P102	GB0254	P36
GA25993	P223	GA26586	P257	GA27043	P159	GB0265	P5
GA26005	P191	GA2660	P238	GA27043	P176	GB0266	P5
GA26024	P102	GA2660	P240	GA27084	P16	GB0282	P36
GA26104	P82	GA2660	P251	GA27108	P108	GB0285	P26
GA26173	P235	GA2660	P256	GA27133	P16	GB0320	P110
GA26180	P102	GA2660	P292	GA27134	P17	GB0383	P44
GA26181	P102	GA26681	P220	GA27146	P27	GB0387	P44
GA26200	P106	GA26683	P223	GA27148	P108	GB0397	P26
GA26200	P108	GA26684	P223	GA27149	P106	GB0397	P35
GA26201	P108	GA26685	P223	GA27149	P108	GB0431	P77
GA26202	P102	GA26686	P223	GA27161	P82	GB0431	P78
GA26222	P102	GA26687	P223	GA27164	P70	GB0431	P82
GA26222	P159	GA26688	P223	GA27164	P82	GB0444	P82
GA26222	P165	GA26695	P294	GA27230-92	P68	GB0464	P44
GA26223	P165	GA26770	P98	GA27230-92	P144	GB0554	P140
GA26231	P174	GA26771	P98	GA27230-92	P147	GB0577	P52
GA26240	P168	GA26772	P98	GA27230-92	P150	GB0579	P52
GA26258	P102	GA26773	P98	GA3413	P188	GB0673	P76
GA26259	P102	GA26778	P63	GA4082	P244	GB0675	P76

Part No.	Page	Part No.	Page	Part No.	Page	Part No.	Page
GB0676	P13	GD0746	P140	GD1512MPP	P303	GD19508	P77
GB0697	P12	GD0829	P86	GD15489	P134	GD19508	P78
GB0760	P53	GD0829	P160	GD15605	P244	GD19639	P260
GB0766	P38	GD0840	P140	GD15605	P246	GD19658-02	P63
GB0780	P12	GD0840	P141	GD15804	P57	GD19658-03	P63
GB0810	P12	GD10186	P130	GD15804	P60	GD19658-08	P57
GB0823	P12	GD10186	P134	GD15804	P63	GD19658-08	P60
GB0905	P76	GD10283	P140	GD15804	P86	GD19659-01	P74
GB0907	P13	GD10519	P44	GD15849-02	P57	GD19659-02	P57
GB0920	P13	GD10538-19	P86	GD15849-02	P60	GD19659-02	P60
GB0921	P12	GD10674-08	P131	GD15849-02	P63	GD19659-03	P60
GB0957	P12	GD1085	P40	GD15849-07	P86	GD19690-05	P70
GB0958	P12	GD1109	P40	GD16598	P25	GD19690-06	P70
GB0969	P88	GD1109	P41	GD16598	P32	GD19811	P33
GB1147	P12	GD11115	P131	GD16598	P39	GD19864	P82
GB1195	P82	GD11115	P134	GD16598	P63	GD20037	P76
GB1196	P82	GD11123	P244	GD16598	P108	GD20095	P68
GB1197	P82	GD11123	P246	GD16598	P124	GD20194	P74
GB1198	P82	GD11132	P220	GD16598	P138	GD20196	P74
GB1199	P82	GD1114	P63	GD17039	P6	GD20923	P70
GB1200	P82	GD1114	P94	GD17141	P38	GD20928	P65
GB1201	P82	GD11306	P5	GD17143	P32	GD21080	P82
GB1203	P82	GD1132	P44	GD17143	P33	GD21158	P251
GB1204	P82	GD11424	P50	GD17143	P34	GD21158	P256
GB1205	P82	GD11580	P163	GD17143	P39	GD21158	P287
GB1206	P76	GD1166	P106	GD17150-00	P34	GD2117MPP	P303
GB1223	P5	GD1166	P108	GD17151-21	P34	GD21300	P65
GB1224	P5	GD11677	P42	GD18010	P25	GD21540	P140
GB1224	P5	GD11700	P191	GD18010	P32	GD21686	P108
GB1225	P141	GD11784	P44	GD18010	P34	GD22200	P39
GB1231	P12	GD12103	P177	GD18081	P33	GD22200	P222
GB1237	P12	GD12103	P179	GD18327	P57	GD22693	P52
GB1247	P9	GD12104	P168	GD18327	P60	GD22694	P52
GB1247	P10	GD12106	P164	GD1862	P244	GD22695	P52
GB1250	P16	GD12121	P165	GD1862	P246	GD22696	P52
GB1251	P17	GD12121	P176	GD18796	P34	GD23382	P165
GB1255	P17	GD12240	P164	GD18828	P130	GD23382	P176
GB1256	P17	GD12246	P164	GD19079	P33	GD23450	P165
GB1257	P16	GD12247	P164	GD19080	P26	GD23450	P176
GB1275	P22	GD12548	P163	GD19080	P128	GD23802	P50
GB1276	P22	GD12557	P33	GD19173	P126	GD23803	P50
GB1281	P24	GD12558	P33	GD19205	P131	GD24386	P76
GB1282	P24	GD12561	P53	GD19206	P131	GD24448	P109
GB1288	P24	GD12567	P103	GD19212	P135	GD24693	P76
GB1289	P14	GD13170	P166	GD19212	P138	GD24695	P76
GB1289	P24	GD13171	P166	GD19237	P33	GD24754	P76
GB1291	P14	GD13172	P166	GD19237	P220	GD24879-01	P76
GB1291	P24	GD13173	P166	GD19238	P220	GD25007	P223
GB1306	P22	GD13400	P166	GD19292	P42	GD25071	P5
GB1307	P22	GD1359	P110	GD19298	P35	GD25235	P238
GD0453-03	P131	GD1360	P110	GD19383-01	P68	GD25235	P251
GD0453-03	P134	GD13740	P110	GD19383-04	P160	GD25486	P38

# Numerical Index

M0320-02

Model 5700

Part No.	Page	Part No.	Page	Part No.	Page	Part No.	Page
GD25499	P220	GD26973	P44	GD29104-23	P134	GD30294	P186
GD25499	P240	GD26989	P231	GD29104-25	P130	GD30379	P130
GD25499	P256	GD26989	P234	GD29104-25	P134	GD30683	P118
GD25519	P42	GD26996	P238	GD29315	P177	GD30683	P120
GD25522	P160	GD26996	P240	GD29318	P186	GD30684	P118
GD2557	P106	GD26996	P251	GD29318	P188	GD30684	P120
GD2557	P108	GD26996	P256	GD29318	P193	GD30685	P118
GD2558	P121	GD27019	P220	GD29318	P196	GD30685	P120
GD2558	P121	GD27021	P52	GD29318	P200	GD30686	P118
GD25638	P33	GD27067	P163	GD29319	P188	GD30686	P120
GD25644	P65	GD27068	P163	GD29321	P186	GD30725	P5
GD25862	P134	GD27190	P86	GD29321	P189	GD30725	P44
GD25914	P25	GD27190	P89	GD29321	P190	GD30726	P220
GD25914	P30	GD27190	P123	GD29321	P192	GD30726	P234
GD25914	P32	GD27190	P231	GD29321	P193	GD30882	P65
GD25914	P39	GD27190	P234	GD29321	P196	GD31424	P57
GD25914	P124	GD27190	P241	GD29321	P200	GD31424	P60
GD25959	P136	GD2721	P130	GD29324	P193	GD31424	P63
GD25965	P136	GD2721	P135	GD29324	P196	GD31611	P179
GD2597	P140	GD27232	P166	GD29324	P200	GD31819	P164
GD2597	P141	GD27234	P177	GD29425	P12	GD32048	P177
GD26069	P38	GD27234	P179	GD2947	P49	GD32048	P179
GD26070	P38	GD27235	P164	GD29491	P52	GD32061	P225
GD26110	P34	GD27235	P168	GD29492	P52	GD3248	P141
GD26204	P136	GD27235	P170	GD29493	P49	GD33361	P194
GD26274	P276	GD27238	P162	GD29502-31.5	P244	GD33361	P195
GD26274	P278	GD27238	P165	GD29502-34.625	P241	GD33707	P121
GD26293	P14	GD27238	P174	GD29502-36.75	P246	GD33707	P121
GD26304	P276	GD27238	P176	GD29502-43	P242	GD33756	P228
GD26304	P278	GD27290	P285	GD29625	P251	GD33757	P228
GD26386	P38	GD2745-28	P163	GD29625	P256	GD33758	P228
GD26387	P38	GD27607	P70	GD29625	P276	GD33759	P228
GD26472	P273	GD28354	P222	GD29625	P278	GD33817	P121
GD26509	P74	GD28363	P222	GD29625	P287	GD34081	P118
GD26535	P252	GD28390	P5	GD29625	P288	GD34081	P120
GD26593	P13	GD28515	P52	GD29657	P12	GD34103	P65
GD26697	P57	GD28630	P134	GD29709	P251	GD34545	P86
GD26697	P60	GD29030-11	P106	GD29709	P256	GD34545	P89
GD26697	P64	GD29030-11	P108	GD29709	P276	GD34624	P187
GD26789	P131	GD29030-14	P100	GD29709	P278	GD34630	P165
GD26790	P131	GD29030-15	P100	GD29709	P287	GD34630	P176
GD26803	P49	GD29104-06	P106	GD29709	P288	GD34633	P195
GD26816	P238	GD29104-06	P108	GD2971-09	P120	GD34638	P176
GD26816	P240	GD29104-07	P106	GD2971-26	P57	GD34646	P170
GD26816	P251	GD29104-07	P108	GD2971-26	P60	GD34653	P170
GD26816	P256	GD29104-12	P94	GD2971-26	P64	GD34685	P118
GD26816	P290	GD29104-12	P97	GD2984	P303	GD34685	P120
GD26816	P292	GD29104-13	P294	GD2984	P303	GD34707	P189
GD26954	P134	GD29104-14	P118	GD30262	P65	GD34707	P190
GD26955	P134	GD29104-14	P120	GD30262	P223	GD34708	P186
GD26960	P12	GD29104-15	P294	GD30273	P162	GD34709	P120
GD26966	P163	GD29104-23	P130	GD30274	P162	GD34710	P120

Part No.	Page	Part No.	Page	Part No.	Page	Part No.	Page
GD34711	P116	GD35434	P57	GD36504	P102	GD7804	P42
GD34712	P116	GD35434	P60	GD36577	P176	GD7864	P111
GD34713-01	P116	GD35434	P64	GD36578	P176	GD7904-09	P131
GD34713-02	P116	GD35435	P57	GD36666	P181	GD7904-09	P135
GD34713-03	P116	GD35435	P60	GD36667	P181	GD8218	P131
GD34713-04	P116	GD35435	P64	GD36680	P222	GD8218	P134
GD34713-05	P116	GD35437	P57	GD36681	P222	GD8306	P74
GD34727	P186	GD35437	P60	GD36682	P222	GD8460	P36
GD34750	P162	GD35437	P63	GD36713	P8	GD8893-07	P122
GD34751	P162	GD35437	P262	GD36715	P130	GD9120	P40
GD34774	P12	GD35437	P264	GD36716	P136	GD9254	P42
GD34810-02	P102	GD35438-23.75	P63	GD36742	P241	GD9254	P46
GD34811-01	P102	GD35438-27.44	P57	GD36742	P242	GD9464-03	P118
GD34813-01	P102	GD35447	P57	GD36820	P223	GD9464-03	P120
GD34822	P229	GD35447	P60	GD36821	P222	GD9509	P103
GD34822	P230	GD35447	P63	GD36822	P222	GD9662	P294
GD34825	P229	GD35449	P6	GD36860	P5	GD9724	P44
GD34825	P230	GD35449	P68	GD36895	P41	GM0320-01	P304
GD34905	P100	GD35449	P225	GD36936	P17	GM0320-02	P304
GD34905	P102	GD35459	P27	GD36938	P16	GPR1094	P304
GD34906	P100	GD35465	P228	GD36951	P2	GR0146MPP	P303
GD34906	P102	GD35574	P220	GD36952-02	P2	GR0150	P140
GD34908	P106	GD35835	P30	GD36954	P22	GR0150	P141
GD34908	P108	GD35837	P220	GD36959	P24	GR0151	P140
GD34920	P106	GD35844	P76	GD36961	P14	GR0151	P141
GD34920	P108	GD35857	P76	GD36963	P2	GR0191	P110
GD34924	P86	GD35868	P224	GD36990	P5	GR0192	P110
GD34924	P240	GD35872	P224	GD3951	P238	GR0528	P104
GD34924	P256	GD35885	P112	GD3951	P240	GR0528	P104
GD34951	P179	GD35921	P225	GD3951	P251	GR0528	P111
GD35127	P122	GD36102	P97	GD3951	P256	GR0761	P192
GD35210	P194	GD3612	P5	GD3951	P290	GR1037	P100
GD35214	P188	GD36193	P165	GD3951	P292	GR1037	P118
GD35251	P126	GD36210	P174	GD4743	P89	GR1037	P120
GD35251	P186	GD36213	P174	GD4743	P238	GR1037	P126
GD35251	P198	GD3623	P238	GD4743	P240	GR1037	P162
GD35271	P192	GD3623	P240	GD4743	P252	GR1037	P162
GD35294	P65	GD3623	P251	GD4743	P257	GR1037	P163
GD35339	P122	GD3623	P256	GD4887-01	P134	GR1037	P164
GD35340	P122	GD3623	P290	GD4887-27	P76	GR1037	P165
GD35381	P181	GD3623	P292	GD4887-30	P134	GR1037	P168
GD35413-11.25	P106	GD36393	P168	GD5175-36	P171	GR1037	P170
GD35413-11.25	P108	GD36393	P170	GD5900-37	P134	GR1037	P174
GD35413-6.00	P30	GD36393	P181	GD6291	P50	GR1037	P176
GD35413-8.25	P60	GD36426	P30	GD6291	P251	GR1037	P180
GD35414-13	P106	GD36427	P88	GD7079	P111	GR1037	P181
GD35414-13	P108	GD36485	P103	GD7089	P111	GR1037	P186
GD35415-13.5	P106	GD36494	P30	GD7137	P118	GR1037	P187
GD35415-13.5	P108	GD36498	P97	GD7137	P120	GR1037	P189
GD35420	P220	GD36503	P94	GD7145	P94	GR1037	P190
GD35423	P220	GD36503	P97	GD7145	P97	GR1037	P191
GD35423	P231	GD36504	P100	GD7803	P42	GR1037	P192

Part No.	Page	Part No.	Page	Part No.	Page	Part No.	Page
GR1037	P193	GR1777	P60	GR2382	P222		
GR1037	P194	GR1777	P63				
GR1037	P195	GR1777	P86				
GR1037	P196	GR1777	P220				
GR1037	P196	GR1786	P198				
GR1037	P198	GR1842MPP	P304				
GR1037	P199	GR1921	P38				
GR1037	P200	GR1921	P39				
GR1037	P200	GR1941	P244				
GR1037	P252	GR1941	P246				
GR1037	P257	GR1943	P38				
GR1045	P65	GR1951	P38				
GR1045	P100	GR2066	P109				
GR1045	P102	GR2067	P109				
GR1045	P177	GR2068	P109				
GR1045	P180	GR2069	P109				
GR1045	P186	GR2070	P109				
GR1045	P186	GR2071	P109				
GR1045	P187	GR2072	P109				
GR1045	P188	GR2073	P109				
GR1045	P189	GR2074	P109				
GR1045	P190	GR2075	P109				
GR1045	P194	GR2076	P109				
GR1045	P198	GR2077	P109				
GR1045	P223	GR2078	P109				
GR1045	P252	GR2083	P100				
GR1045	P252	GR2083	P102				
GR1045	P257	GR2126	P222				
GR1045	P257	GR2127MPP	P303				
GR1292	P49	GR2144	P244				
GR1292	P52	GR2144	P246				
GR1322	P186	GR2231	P162				
GR1465	P186	GR2233	P38				
GR1465	P187	GR2240MPP	P304				
GR1465	P188	GR2241MPP	P304				
GR1465	P194	GR2280	P114				
GR1465	P195	GR2280	P114				
GR1466	P65	GR2287	P192				
GR1466	P126	GR2312	P198				
GR1466	P186	GR2334	P303				
GR1466	P191	GR2335	P303				
GR1466	P223	GR2340	P176				
GR1517	P162	GR2341	P179				
GR1532	P163	GR2361	P30				
GR1570MPP	P303	GR2362	P178				
GR1598	P166	GR2363	P178				
GR1681	P110	GR2368	P30				
GR1709	P244	GR2369	P165				
GR1709	P246	GR2370	P164				
GR1739	P244	GR2371	P177				
GR1739	P246	GR2372	P174				
GR1777	P57	GR2373	P168				

**This page left blank intentionally.**