



**ROW UNIT**

Pull Row Unit Assembly . . . . . P1  
 Shank Assembly, Seed Tube, and Depth Adjustment . . . . . P3  
 Parallel Arms, Mounting Support Plate, and Quick Adjustable Down Forces Springs Option. . . . . P5  
 Hopper Support . . . . . P7  
 Pneumatic Down Pressure Row Unit Assembly . . . . . P8  
 Ground Contact Drive Clutch . . . . . P9  
 15" Seed Opener Disc Blade/Bearing Assembly, and Scrapers . . . . . P11  
 Gauge Wheels . . . . . P12  
 Blue Drive Row Unit . . . . . P13  
 Vacuum Seed Meter . . . . . P15  
 Seed Meter Stepper Motor Pinion Press Kit . . . . . P17  
 Finger Pickup Seed Meter . . . . . P19  
 Brush-Type Seed Meter 2.0 . . . . . P21  
 Seed Hopper . . . . . P22  
 Bulk Fill Mini-Hopper . . . . . P23  
 "V" Closing Wheels . . . . . P25  
 Row Unit Mounted No Till Coulter . . . . . P27  
 Coulter Mounted Residue Wheels . . . . . P29  
 Row Unit Mounted Double Residue Wheels . . . . . P31  
 Granular Chemical Rear Banding Options (Mechanical Drive) . . . . . P33  
 Granular Chemical Rear Banding Options (Electric Drive). . . . . P35  
 Granular Chemical Hopper . . . . . P37  
 Granular Chemical Meter Drive Assembly (Mechanical Drive) . . . . . P39  
 Granular Chemical Meter Assembly (Electric Drive) . . . . . P41  
 Hydraulic Row Cleaner . . . . . P43  
 Hydraulic Row Cleaner, Residue Wheel Assembly . . . . . P45  
 Hydraulic Down Force, Pull Row Unit . . . . . P47  
 True Speed Row Unit . . . . . P49  
 True Speed Seed Delivery System W/Driver . . . . . P51  
 True Speed Seed Delivery System Assembly . . . . . P53  
 True Speed Seed Meter . . . . . P57  
 True Speed Meter Housing . . . . . P59  
 True Speed Meter Cover . . . . . P61  
 True Speed Mini-Hopper . . . . . P63

**VACUUM SYSTEM**

Vacuum Manifold, 12 and 16 Row . . . . . P65  
 Vacuum Manifold, 24 Row . . . . . P67  
 Vacuum Fan Assembly . . . . . P69  
 Vacuum Hoses, 12 Row . . . . . P71  
 Vacuum Hoses, 16 Row (True Rate) . . . . . P72  
 Vacuum Hoses, 16 Row (True Speed) . . . . . P73

Vacuum Hoses, 24 Row (True Rate) . . . . . P74  
 Vacuum Hoses, 24 Row (True Speed) . . . . . P75  
 PTO Reservoir Assembly . . . . . P77  
 PTO Reservoir Assembly . . . . . P78

**BULK FILL SYSTEM**

Bulk Fill System . . . . . P79  
 Bulk Fill Fan Assembly . . . . . P81  
 Tank and Entrainer Mounts . . . . . P83  
 Bulk Fill Tank Assembly . . . . . P85  
 Bulk Fill Distribution Hoses, 12 Row . . . . . P87  
 Bulk Fill Distribution Hoses, 16 Row (True Rate and Mechanical Metering) . . . . . P88  
 Bulk Fill Distribution Hoses, 16 Row (True Speed) . . . . . P89  
 Bulk Fill Distribution Hoses, 24 Row (True Rate and Mechanical Metering) . . . . . P91  
 Bulk Fill Distribution Hoses, 24 Row (True Speed) . . . . . P92  
 Entrainer Assembly . . . . . P93  
 Bulk Fill Scale Package (2021 Production) . . . . . P95  
 Bulk Fill Catwalk . . . . . P99  
 Bulk Fill Pressure Gauge . . . . . P101

**BASE MACHINE**

Drawbar Hitch . . . . . P103  
 Drawbar Hitch Assembly, 12 Row and 16 Row . . . . . P105  
 Drawbar Hitch Assembly, 24 Row . . . . . P107  
 Safety Chain . . . . . P109  
 2-Point Hitch . . . . . P111  
 Draft Links and Wings, 12 Row and 16 Row . . . . . P113  
 Draft Links and Wings, 24 Row . . . . . P115  
 Valve Block and Hose Holder on Draft Link . . . . . P117  
 Hitch and H-Frame Assembly, 12 and 16 Row . . . . . P119  
 Hitch and H-Frame Assembly, 24 Row . . . . . P121  
 Hitch . . . . . P123  
 H-Frame Sub-Assembly, 12 Row . . . . . P125  
 H-Frame Sub-Assembly, 16 Row . . . . . P127  
 H-Frame Sub-Assembly, 24 Row . . . . . P129  
 Jump Start Assembly . . . . . P131  
 Wing Assembly, 12 Row and 16 Row . . . . . P133  
 Wing Assembly, 24 Row . . . . . P135  
 Row Unit Drill Shafts (Ground Contact Drive), 12 Row and 16 Row . . . . . P137  
 L.H. Row Unit Drill Shafts (Ground Contact Drive), 12 Row and 16 Row . . . . . P139  
 R.H. Row Unit Drill Shafts (Ground Contact Drive), 12 Row and 16 Row . . . . . P141  
 Row Unit Drill Shafts (Ground Contact Drive), 24 Row . . . . . P144

L.H. Side Row Unit Drill Shafts (Ground Contact Drive), 24 Row . . . . .	P145	True Depth Hoses and Fittings, 12 Row (2022 Production and On) . . . . .	P217
R.H. Side Row Unit Drill Shafts (Ground Contact Drive), 24 Row . . . . .	P147	True Depth Hoses and Fittings, 16 Row (2022 Production and On) . . . . .	P219
Transmission . . . . .	P149	True Depth Hoses and Fittings, 24 Row (2022 Production and On) . . . . .	P221
Ground Drive Wheel Module . . . . .	P151	Row Marker Cylinder, 12 Row . . . . .	P223
Contact Tire Assembly . . . . .	P153	Row Marker Cylinder, 16 Row and 24 Row . . . . .	P224
Chain Tensioner . . . . .	P154	Drawbar Hitch Cylinder, 12 Row and 16 Row . . . . .	P225
Double Idler Assembly . . . . .	P155	Drawbar Hitch Cylinder, 24 Row . . . . .	P226
Point Row Clutch . . . . .	P157	Fold Cylinder, 12 Row and 16 Row . . . . .	P227
Hydraulic Drive Assembly . . . . .	P159	Fold Cylinder, 24 Row . . . . .	P229
Pneumatic Down Pressure Option . . . . .	P161	Wing Cylinder, 12 Row . . . . .	P231
(Ground Contact Drive and Hydraulic Drive) . . . . .	P161	Wing Cylinder, 16 Row . . . . .	P232
Pneumatic Down Pressure Option (Blue Drive) . . . . .	P165	Wing Cylinder, 24 Row . . . . .	P233
Electric Compressor . . . . .	P169	Master Cylinder (Outer), 12 Row . . . . .	P234
Air Tank Assembly . . . . .	P171	Master Cylinder (Center), 12 Row . . . . .	P235
Air Valve Assembly, Blue Drive . . . . .	P173	Master Cylinder (Outer), 16 Row . . . . .	P236
Air Valve Assembly, Ground Contact Drive . . . . .	P174	Master Cylinder (Center), 16 Row . . . . .	P237
Hose Stands/Protector . . . . .	P175	Master Cylinder (Outer), 24 Row . . . . .	P239
Bulk Fill/Vacuum Hose Tray . . . . .	P176	Master Cylinder (Center), 24 Row . . . . .	P241
Hose Protectors . . . . .	P176	Implement Switch Assembly . . . . .	P243
Row Marker Assembly, 12 Row . . . . .	P177	Wing Down Pressure Cylinder . . . . .	P244
Row Marker Assembly, 16 Row . . . . .	P180	Hydraulic Down Force Cylinder . . . . .	P245
Row Marker Assembly, 24 Row . . . . .	P183	Wing Valve Block Mount, 12 Row . . . . .	P247
Second Stage Marker, 24 Row . . . . .	P186	Wing Valve Block Mount, 16 Row . . . . .	P249
Row Marker Spindle/Hub/Blade . . . . .	P187	Wing Valve Block Mount, 24 Row . . . . .	P251
H-Frame Tire and Hub Assembly, 12 Row . . . . .	P189	Hydraulic Hose Tray . . . . .	P253
H-Frame Wheel and Hub Assembly, 16 Row (2021 Production Only) . . . . .	P190	Power Pack Assembly . . . . .	P254
<b>H-Frame Wheel and Hub Assembly /</b> <b>Wing Wheel and Hub Assembly (24 Row - 2021 Production and</b> <b>On; 16 Row - 2022 Production and On) . . . . .</b>	<b>P191</b>	Power Pack Hydraulic Motor . . . . .	P258
Wing Wheel and Hub Assembly, 12 Row and 16 Row . . . . .	P192	Drawbar Hitch Valve Block . . . . .	P259
Mud Scraper Assembly . . . . .	P193	PTO Pump Reservoir Assembly . . . . .	P261
		PTO Reservoir Block Assembly . . . . .	P263
		PTO Pump . . . . .	P265
		Interlock Valve . . . . .	P266
		Main Lift Flow Divider . . . . .	P267
		Row Marker/Transport Valve Block Assembly . . . . .	P268
		Lift Valve Block Assembly . . . . .	P269
		Power Pack Hydraulic Motor Valve Block . . . . .	P270
		PTO Lower Reservoir Block Assembly . . . . .	P271
		Hydraulic Manifold Block . . . . .	P272
		Wing Cylinder Manifold Block Assembly, 12 Row and 16 Row . . . . .	P273
		Wing Cylinder Manifold Block Assembly, 24 Row . . . . .	P274
		Master Cylinder Manifold Assembly, 12 Row and 16 Row . . . . .	P275
		Master Cylinder Manifold Assembly, 24 Row . . . . .	P276
		Bulk Fill/Pressure Valve Block . . . . .	P277
<b>HYDRAULICS</b>			
Hydraulic Schematic, 12 Row . . . . .	P195		
Hydraulic Schematic, 16 Row . . . . .	P197		
Hydraulic Schematic, 24 Row . . . . .	P199		
Vacuum and Bulk Fill Hydraulic Schematic, 12 Row . . . . .	P201		
Vacuum and Bulk Fill Hydraulic Schematic, 16 Row . . . . .	P204		
Vacuum and Bulk Fill Hydraulic Schematic, 24 Row . . . . .	P207		
Hydraulic Drive Hydraulic Schematic . . . . .	P210		
True Depth Hoses and Fittings, 12 Row (2021 Production) . . . . .	P211		
True Depth Hoses and Fittings, 16 Row (2021 Production) . . . . .	P213		
True Depth Hoses and Fittings, 24 Row (2021 Production) . . . . .	P215		

Bulk Fill/Pressure Valve Block . . . . . P278  
 Vacuum/Bulk Fill Fan Control Manifold Block Assembly . . . . . P279  
 Vacuum Fan Control Block . . . . . P280  
 Hydraulic Valve Block on H-Frame . . . . . P281  
 Hydraulic Fertilizer Pump . . . . . P282  
 Hydraulic Fertilizer Block . . . . . P283  
 Hydraulic Drive Valve Block . . . . . P284  
 Hydraulic Row Cleaner Valve Mount . . . . . P285  
 Hydraulic Row Cleaner,  
 Hydraulic Valve Block Assembly . . . . . P286  
 Hydraulic Row Cleaner, Valve Assembly . . . . . P287  
 Hydraulic Row Cleaner, Flow Control Valve Block . . . . . P288  
 Row Unit Control Block, Pull Row Units . . . . . P289  
 Hydraulic Down Force Manifold Block Schematic,  
 12 Row . . . . . P291  
 Hydraulic Down Force Manifold Block Schematic,  
 16 and 24 Row . . . . . P293  
 Down Force Manifold Block Assembly . . . . . P295  
 Hydraulic Down Force Junction Block Schematic . . . . . P296  
 Hydraulic Down Force Junction Block Assembly  
 (Located on Center Frame) . . . . . P297  
 Hydraulic Down Force Junction Block Assembly,  
 24 Row (Located Between Row Units) . . . . . P298  
 Flowmeter Assembly, 12 Row . . . . . P299

**ELECTRICAL**

Electrical Schematic (Row Unit Power) . . . . . P302  
 Electrical Schematic (Work Lights) . . . . . P303  
 ISOBUS Electrical Schematic (2021 Production) . . . . . P305  
 Miscellaneous Electronic Parts . . . . . P308  
 Ag Leader (Ground Contact Drive) . . . . . P309  
 Ag Leader (Hydraulic Drive) . . . . . P311  
 Ag Leader Interconnect Schematic . . . . . P313  
 ISOBUS Retrofit Cabling Package  
 (2021 Production) . . . . . P315  
 Planter Monitor Module (PMM) . . . . . P317  
 Light/Reflective Decal Brackets . . . . . P318  
 Auxiliary Work Lights . . . . . P319  
 GPS 7500 Receiver Package . . . . . P320  
 Control Box (Hydraulic Drive) . . . . . P321  
 Bulk Fill Sensor and Vacuum Sensor  
 (Ground Drive/Hydraulic Drive) . . . . . P323  
 Bulk Fill Sensor and Vacuum Sensor  
 (Ground Drive/Hydraulic Drive) . . . . . P324  
 Bulk Fill Sensor and Vacuum Sensor (Blue Drive) . . . . . P325  
 Hydraulic Row Cleaner, Electrical . . . . . P327  
 Hydraulic Down Force Modules,  
 Brackets, and Hardware . . . . . P329  
 Hydraulic Down Force Modules,  
 Brackets, and Hardware . . . . . P330

Hydraulic Down Force Harnesses . . . . . P331  
 Hydraulic Down Force Display and Harnesses . . . . . P332  
 Blue Drive Ethernet Interconnect Schematic, 12 Row . . . . . P333  
 Blue Drive Ethernet Interconnect Schematic, 16 Row . . . . . P335  
 Blue Drive Ethernet Interconnect Schematic, 24 Row . . . . . P337  
 Blue Drive Interconnect Schematic (True Rate) . . . . . P339  
 Blue Drive Interconnect Schematic (True Speed) . . . . . P342  
 Blue Vantage Display . . . . . P345  
 Miscellaneous Blue Drive Components . . . . . P346  
 BUS Box . . . . . P348  
 Camera . . . . . P349

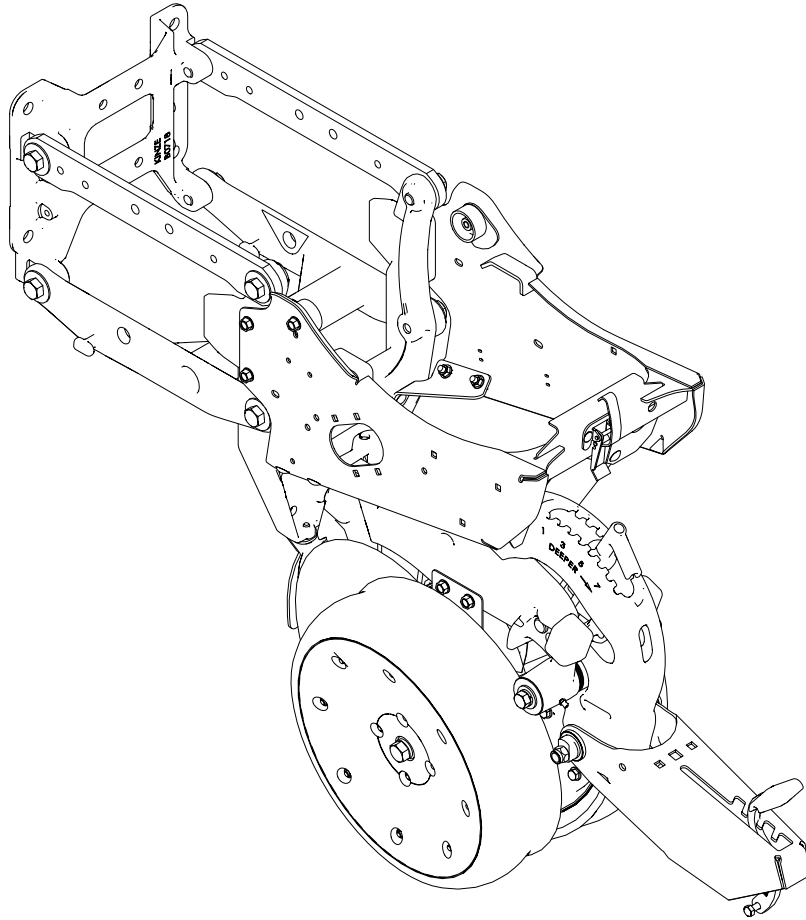
**FERTILIZER**

500 Gallon Tank . . . . . P359  
 750 Gallon Tank . . . . . P362  
 Blue Drive Centrifugal Pump with Bulk Fill . . . . . P389  
 Center Ground Drive Assembly . . . . . P418  
 Centrifugal Pump Manifold, True Rate - 24 Row  
 (2022 Production and On) . . . . . P413  
 Centrifugal Pump Manifold, True Speed - 12 Row  
 (2022 Production and On) . . . . . P405  
 Centrifugal Pump Manifold, True Speed - 16 Row  
 (2022 Production and On) . . . . . P409  
 Centrifugal Pump Manifold with Bulk Fill, 12 Row  
 (2021 Production) . . . . . P393  
 Centrifugal Pump Manifold with Bulk Fill, 12 Row  
 (2021 Production) . . . . . P396  
 Centrifugal Pump Manifold with Bulk Fill, 16 Row  
 (2021 Production) . . . . . P397  
 Centrifugal Pump Manifold with Bulk Fill, 24 Row  
 (2021 Production) . . . . . P401  
 Fertilizer Flow Switch Package . . . . . P432  
 Fertilizer Junction Assembly . . . . . P417  
 Fertilizer Manifold Parts . . . . . P419  
 Fertilizer Shut Off . . . . . P432  
 Liquid Fertilizer Piston Pump Flow Divider . . . . . P423  
 Liquid Fertilizer Piston Pump  
 (Uses 18 Tooth Sprocket) . . . . . P421  
 Liquid Fertilizer Tank Hoses and Fittings, 12 Row  
 (2022 Production And On) . . . . . P351  
 Liquid Fertilizer Tank Hoses and Fittings,  
 12 Row with Bulk Fill (2021 Production) . . . . . P365  
 Liquid Fertilizer Tank Hoses and Fittings,  
 12 Row without Bulk Fill (2021 Production) . . . . . P371  
 Liquid Fertilizer Tank Hoses and Fittings, 16 and 24 Row  
 without Bulk Fill (2021 Production) . . . . . P373  
 Liquid Fertilizer Tank Hoses and Fittings, 16 Row  
 (2022 Production And On) . . . . . P355  
 Liquid Fertilizer Tank Hoses and Fittings, 16 Row and 24  
 Row with Bulk Fill (2021 Production) . . . . . P368

---

Liquid Fertilizer Tank Hoses and Fittings, 24 Row W/Bulk Fill (2022 Production And On) . . . . .	P359
Liquid Fertilizer Tank Hoses and Fittings, 24 Row Without Bulk Fill (2022 Production And On) . . . . .	P362
Liquid Fertilizer Tank Hoses and Fittings, 24 Row Without Bulk Fill (2022 Production And On) . . . . .	P363
Liquid Fertilizer Tank Hoses and Fittings, 24 Row Without Bulk Fill (2022 Production And On) . . . . .	P364
Notched Single Disc Fertilizer Opener. . . . .	P425
Notched Single Disc Fertilizer Opener Mounting Hardware . . . . .	P429
Piston Pump with Flow Dividers, 12 Row and 16 Row . . . . .	P376
Piston Pump with Flow Dividers, 24 Row . . . . .	P379
Piston Pump with Manifolds, 12 Row and 16 Row . . . . .	P382
Piston Pump with Manifolds, 24 Row . . . . .	P385
Rear Trailer Hitch. . . . .	P433
<b>DECALS, PAINT, AND MISCELLANEOUS. . . . .</b>	<b>P435</b>
<b>NUMERICAL INDEX . . . . .</b>	<b>P447</b>

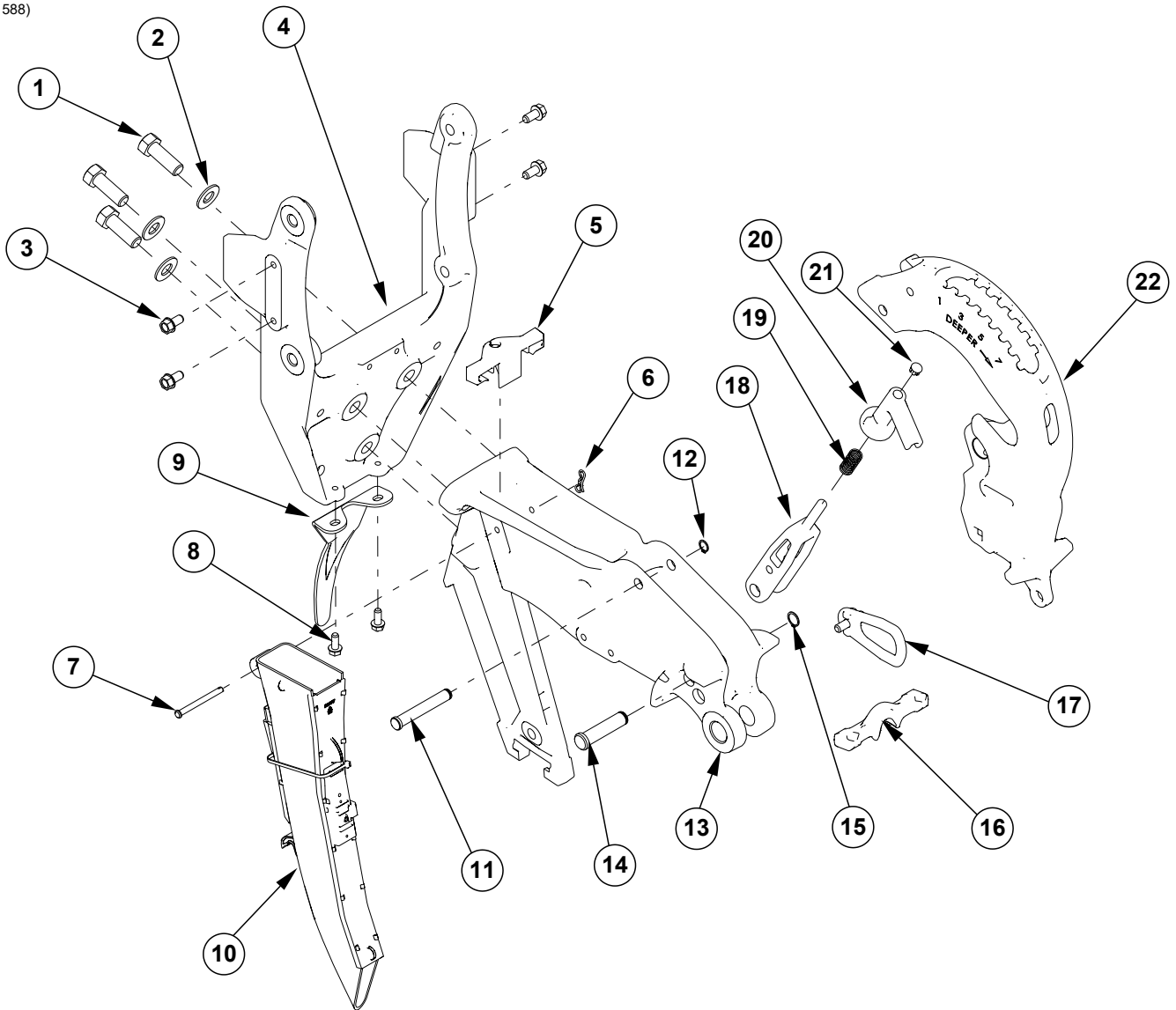
**NOTE:** Row unit assembly does not include the following: seed meter assembly, seed tube assembly, row unit hopper assembly, closing wheels, or seed meter clutch.



ITEM	PART NO.	QTY. (Per Row)	DESCRIPTION
1	G10506X	1	Pull Row Unit Assembly

**This page left blank intentionally.**

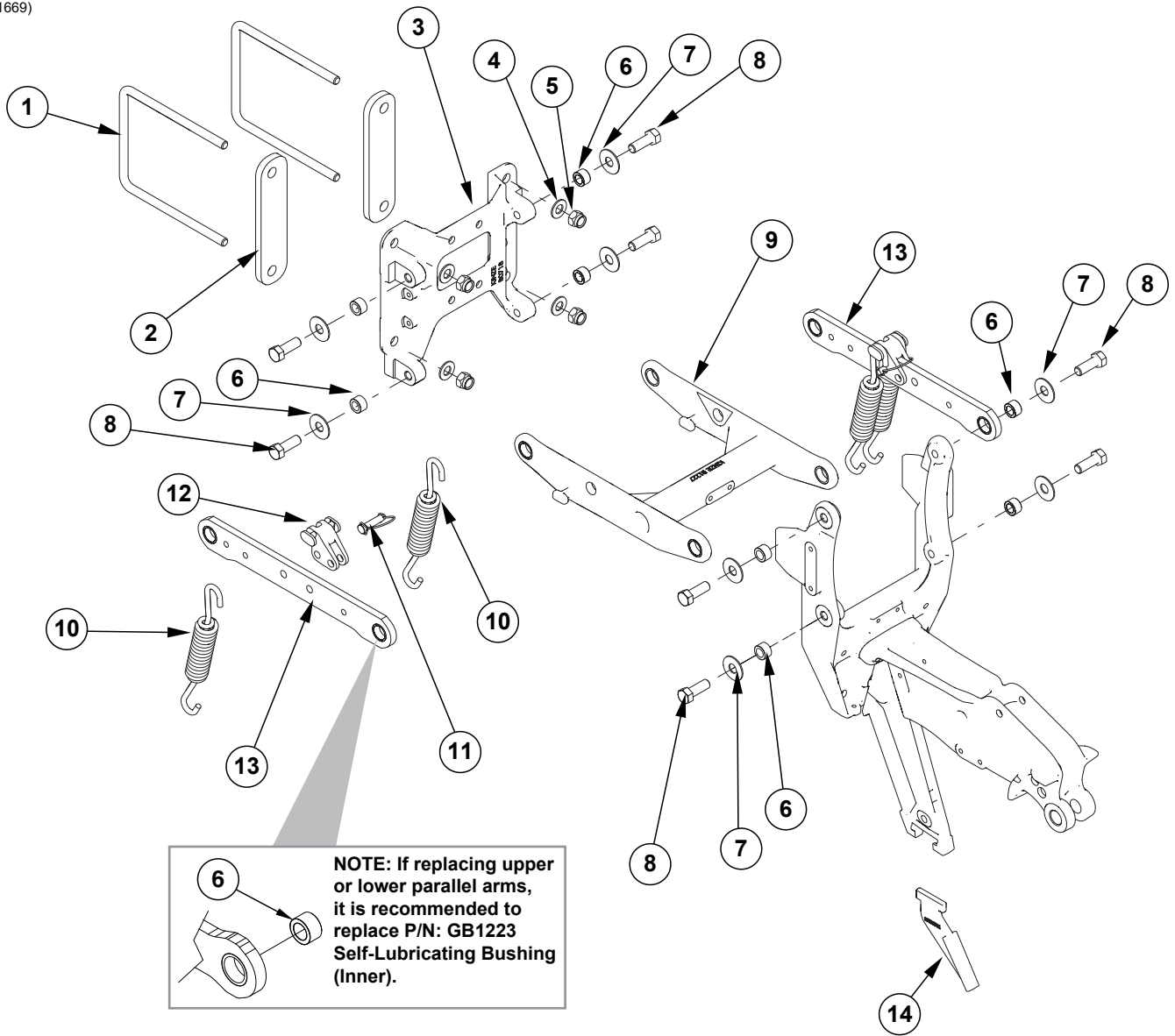
(IP1588)





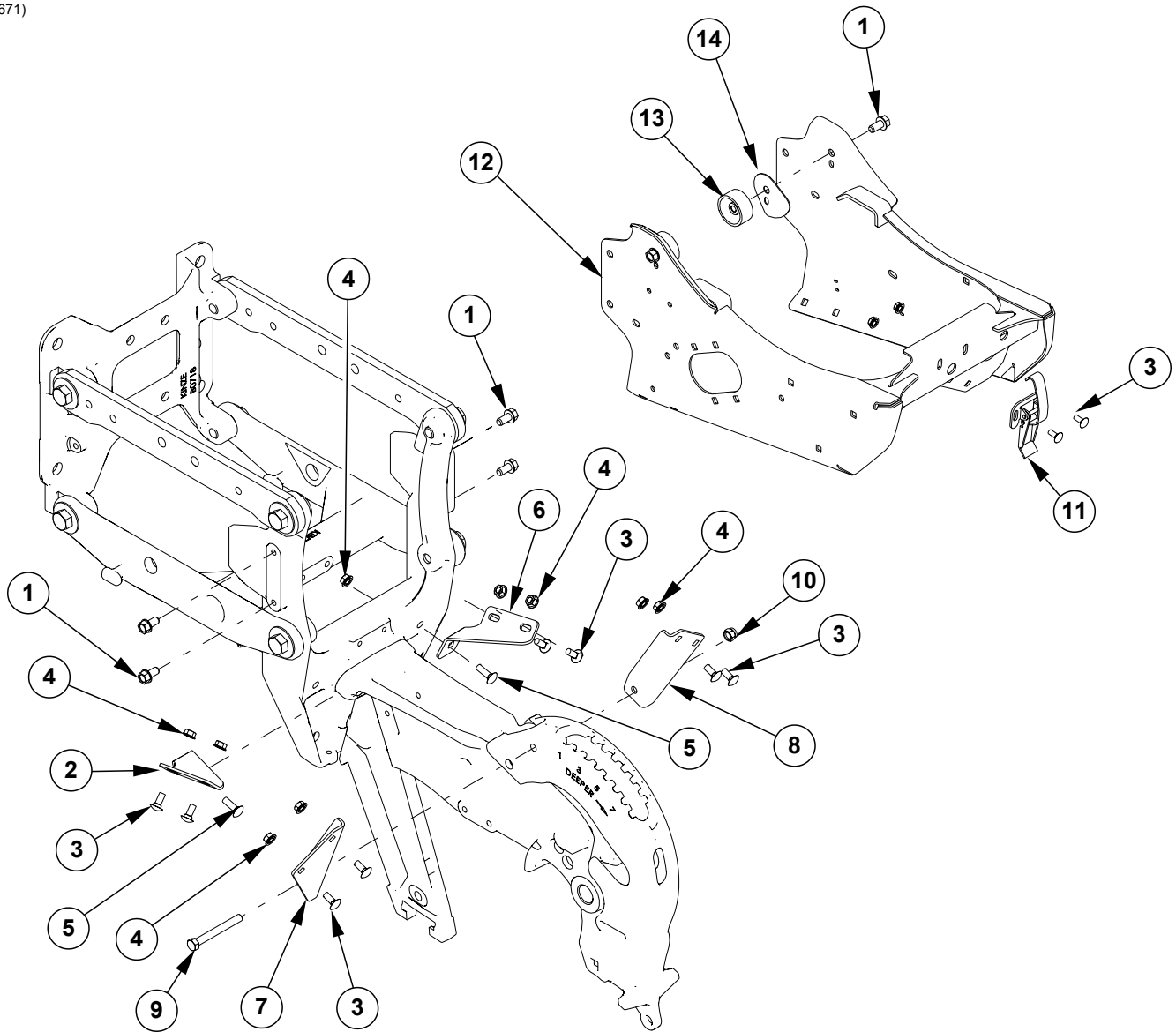
ITEM	PART NO.	QTY. (Per Row)	DESCRIPTION
1	G10005	3	Hex Head Cap Screw, 5/8"-11 x 1 3/4"
2	G11391	3	Flat Washer, 5/8" SAE
3	G11123	4	Hex Serrated Flange Cap Screw, 3/8"-16 x 3/4"
4	GD25071	1	Shank Yoke
5	GB0918	1	Cable Retainer
6	G10122301	1	Bow Tie Cotter Pin
7	G11465	1	Pin, 1/4" x 2 3/4"
8	G11539	2	Hex Socket Flange Cap Screw, 5/16"-18 x 3/4"
9	GD28390	1	Shield
10	GA26539	1	Seed Tube W/Sensor, (Electric Drive)
	GA21516	-	Seed Tube W/Sensor (Contact Drive - Mechanical Meters)
	GA20915	-	Seed Tube W/Sensor (Contact Drive - Vacuum Meters)
	GA20901	-	Seed Tube Only (Vacuum Meters) (Included W/GA26539 and GA20915)
	GA20913	-	Seed Tube Only (Mechanical Meters) (Included W/GA21516)
11	GD26971	1	Pin, 1/2" x 3 1/4"
12	G11428	1	Retaining Ring, 1/2"
13	GD25072	1	Center Shank
14	GD26970	1	Pin, 5/8" x 2 1/2"
15	G10567	1	External Retaining Ring, 5/8"
16	GB0265	1	Pivot Link, Depth Adjustment
17	GB0285	1	Collar, Depth Adjustment
	G10402701	1	Depth Adjust Pin
18	GB0267	1	Lever, Depth Adjustment
19	GD10993	1	Spring
20	GB0266	1	Handle, Depth Adjustment
21	GD3612	1	Cap Plug
22	GB0722	1	Rear Shank
23	G10475701	1	Seed Tube Brush, Microfiber

(IP1669)

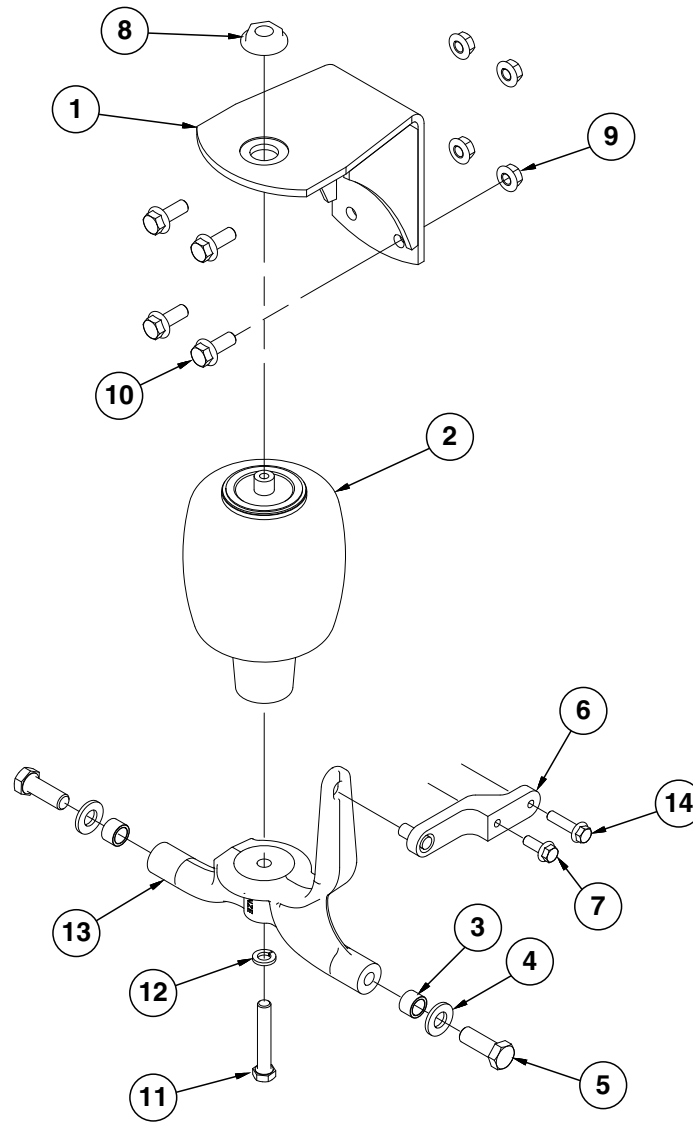


ITEM	PART NO.	QTY. (Per Row)	DESCRIPTION
1	GD14559	2	U-Bolt, 7" x 7" x 5/8"-11
2	GD36974	2	Plate Spacer
3	GD36977	1	Row Unit Face Plate
4	G11391	4	Flat Washer, 5/8" SAE
5	G10107	4	Lock Nut, 5/8"-11
6	GB1223	8	Self-Lubricating Bushing
7	G11976	8	Flat Washer, 5/8" x 1 3/4"
8	G10141901	8	Hex Head Cap Screw, 5/8"-11 x 1 3/4", Grade 8
9	GA26960	1	Lower Parallel Arm Assembly
	GB1224	-	Self-Lubricating Bushing, 1 1/4" O.D. x 1" I.D. x 1/2" (Included in GA26960)
10	GD21337	4	Heavy Duty Down Pressure Spring
11	GD14217	2	Tab Lock Pin, 7/16" x 1 1/2"
12	GB0186	2	Spring Anchor
13	GA27122	2	Upper Parallel Arm Assembly
	GB1224	-	Self-Lubricating Bushing, 1 1/4" O.D. x 1" I.D. x 1/2" (Included in GA27122)
14	G10035901	1	Scraper, Standard
A	G1K760	-	Pull Row Unit Parallel Arm Kit, Includes: (8) G10141901, (8) G11976, (4) G10107, (4) G11391, (1) GD36977, (2) GD36974, (2) GD14559, (2) A27122, (1) GA26960, (8) GB1223, (1) IS1067

(IP1671)

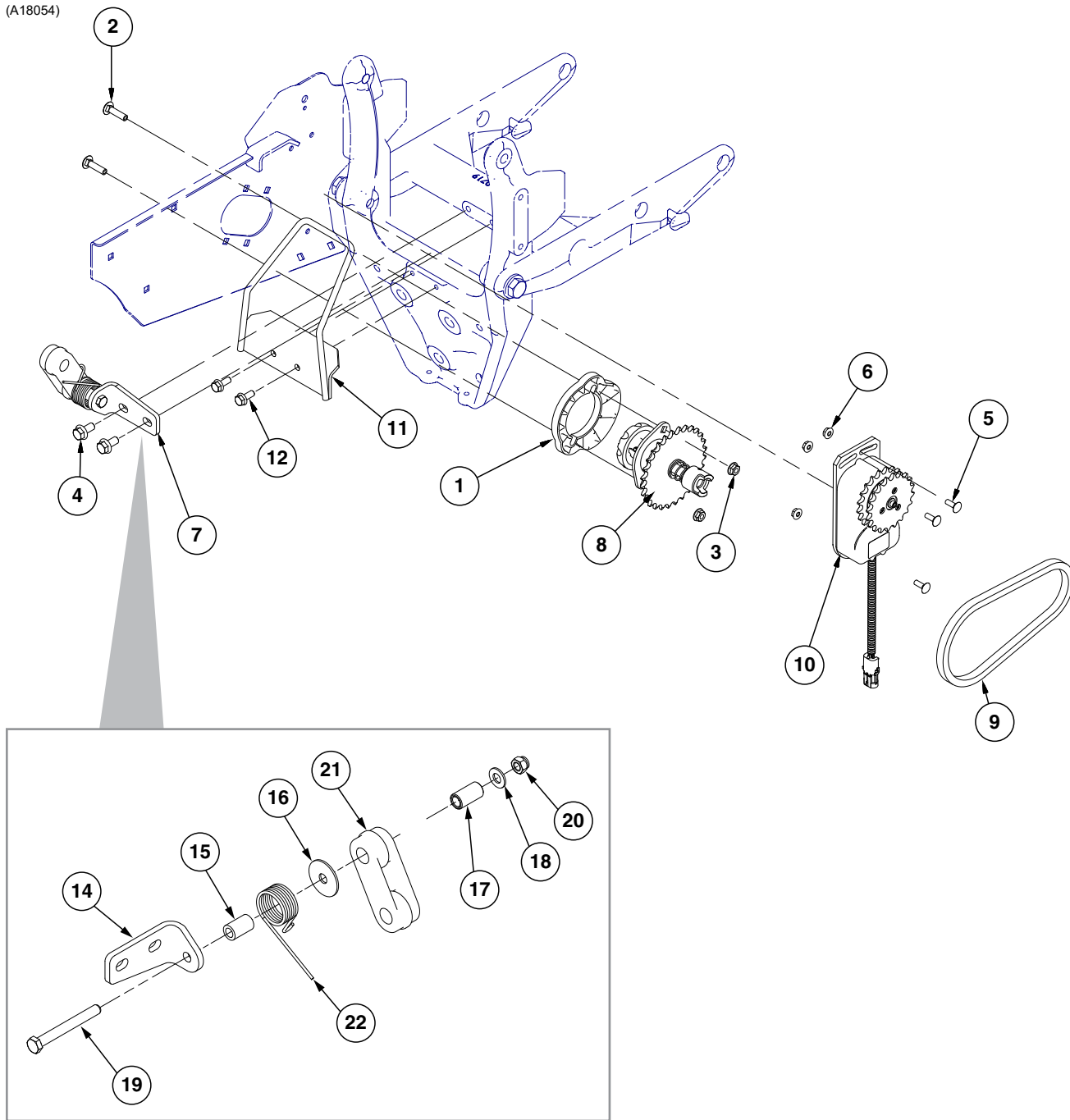


ITEM	PART NO.	QTY. (Per Row)	DESCRIPTION
1	G11123	6	Hex Serrated Flange Cap Screw, 3/8"-16 x 3/4"
2	GD25379	1	L.H. Front Mounting Bracket
3	G10312	10	Carriage Bolt, 5/16"-18 x 3/4"
4	G10620	10	Serrated Flange Nut, 5/16"-18
5	G10303	2	Carriage Bolt, 5/16"-18 x 1"
6	GD25380	1	R.H. Front Mounting Bracket
7	GD25383	1	L.H. Mounting Bracket
8	GD25384	1	R.H. Mounting Bracket
9	G10809	1	Hex Head Cap Screw, 3/8"-16 x 3/4"
10	G10108	1	Lock Nut, 3/8"-16
11	GA2007	1	Hopper Hold Down Latch
12	GA25182	1	Hopper Support
13	GB1218	2	Hopper Mount
14	GD35880-04	2	Mini Hopper Shim, 18 Gauge (.0478")



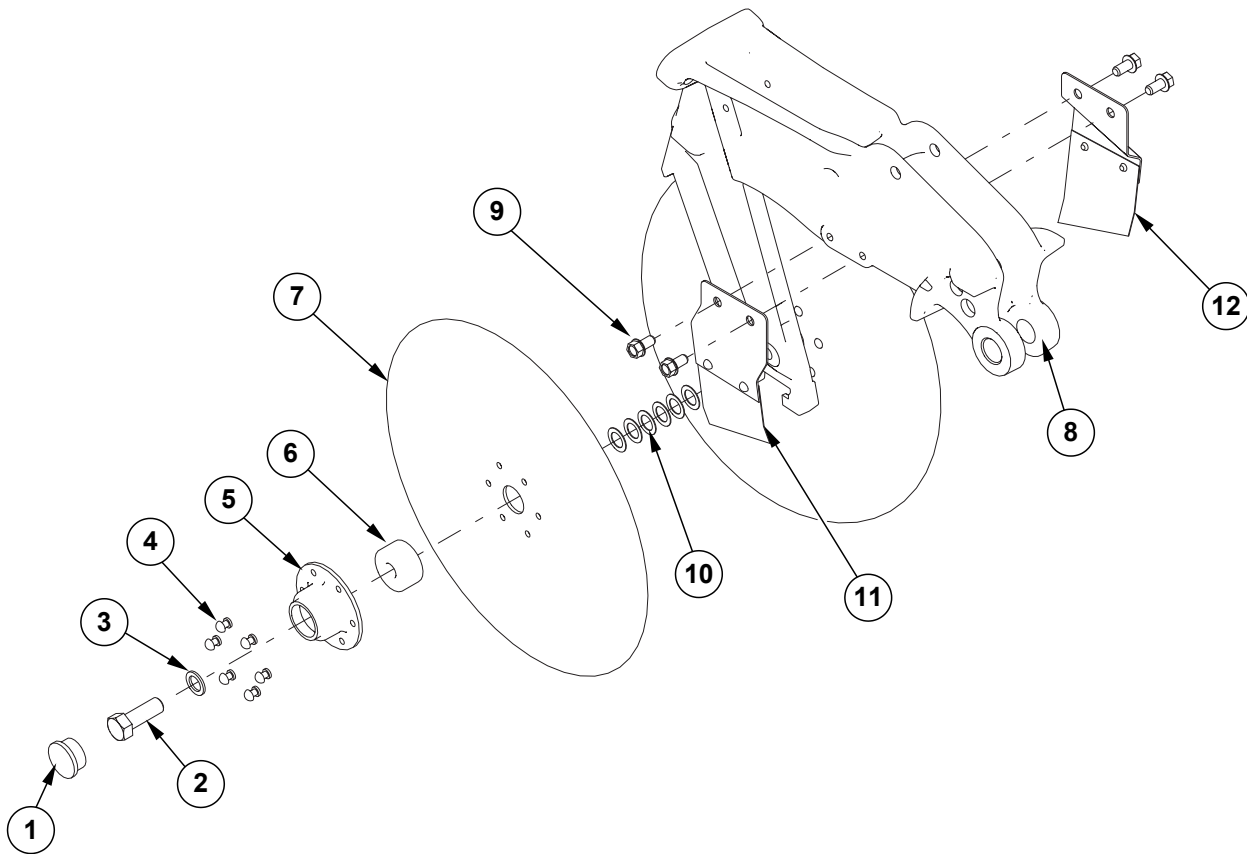
ITEM	PART NO.	QTY. (Per Row)	DESCRIPTION
1	GA17580	1	Pneumatic Down Pressure Mount
2	GA11982	1	Air Spring Assembly
	G10037		Hex Head Cap Screw, 1/2"-13 X 1 1/4"
	G10228		Lock Washer, 1/2"
3	GB0218	2	Bushing, 2 1/32" I.D. x 7/8" O.D. x 1 9/32" Long
4	G11391	2	Flat Washer, 5/8" SAE
5	G10005	2	Hex Head Cap Screw, 5/8"-11 x 1 3/4"
6	GD26974	1	Stabilizer Arm
7	G11124	1	Hex Serrated Flange Cap Screw, 3/8"-16 x 1"
8	GB0397	1	Shoulder Nut, 3/4"-16
9	G10071	4	Serrated Flange Nut, 1 1/2"-13
10	G11271	4	Hex Socket Flange Cap Screw, 1/2"-13 x 1 1/4"
11	G10038	1	Hex Head Cap Screw, 1/2"-13 x 3"
12	G10228	1	Lock Washer, 1/2"
13	GD25309	1	Air Bag Saddle
14	G11408	1	Hex Serrated Flange Cap Screw, 3/8"-16 x 1 1/2"

(A18054)



ITEM	PART NO.	QTY. (Per Row)	DESCRIPTION
1	GB0331	1	Clutch Adapter Plate
2	G10338	2	Carriage Bolt, 5/16"-18 x 1 1/4"
3	G10620	2	Serrated Flange Nut, 5/16"-18
4	G11123	2	Hex Serrated Flange Cap Screw, 3/8"-16 x 3/4"
5	G10310	3	Carriage Bolt, 1/4"-20 x 3/4", Grade 2
6	G10621	3	Serrated Flange Nut, 1/4"-20
7	GA17634	1	Chain Tightener
8	GA20640 GA10151	1	Seed Meter Clutch Assembly, 11/28 Tooth, Vacuum Seed Meter Clutch Assembly, 11/19 Tooth, Mechanical
9	G3303-45 G3303-35	1	Chain, No. 41 Roller Chain, 45 Pitches, Vacuum Chain, No. 41 Roller Chain, 35 Pitches, Mechanical
10	GA16374	1	Electric Clutch
11	GA20566	1	Hose Bracket, Vacuum Only
12	G11539	2	Hex Socket Flange Cap Screw, 5/16"-18 x 3/4", Vacuum Only
13	---	---	---
14	GD25666	1	Chain Tightener Bracket
15	GD7318	1	Sleeve, 1" Long
16	G10201	1	Special Washer, 3/8" x 1 1/2" O.D.
17	GD1026	1	Sleeve, 1 3/16"
18	G11387	1	Flat Washer, 3/8" SAE
19	G10809	1	Hex Head Cap Screw, 3/8"-16 x 3/4"
20	G10108	1	Lock Nut, 3/8"-16
21	GD11962	1	Idler
22	GD1065	1	Idler Spring

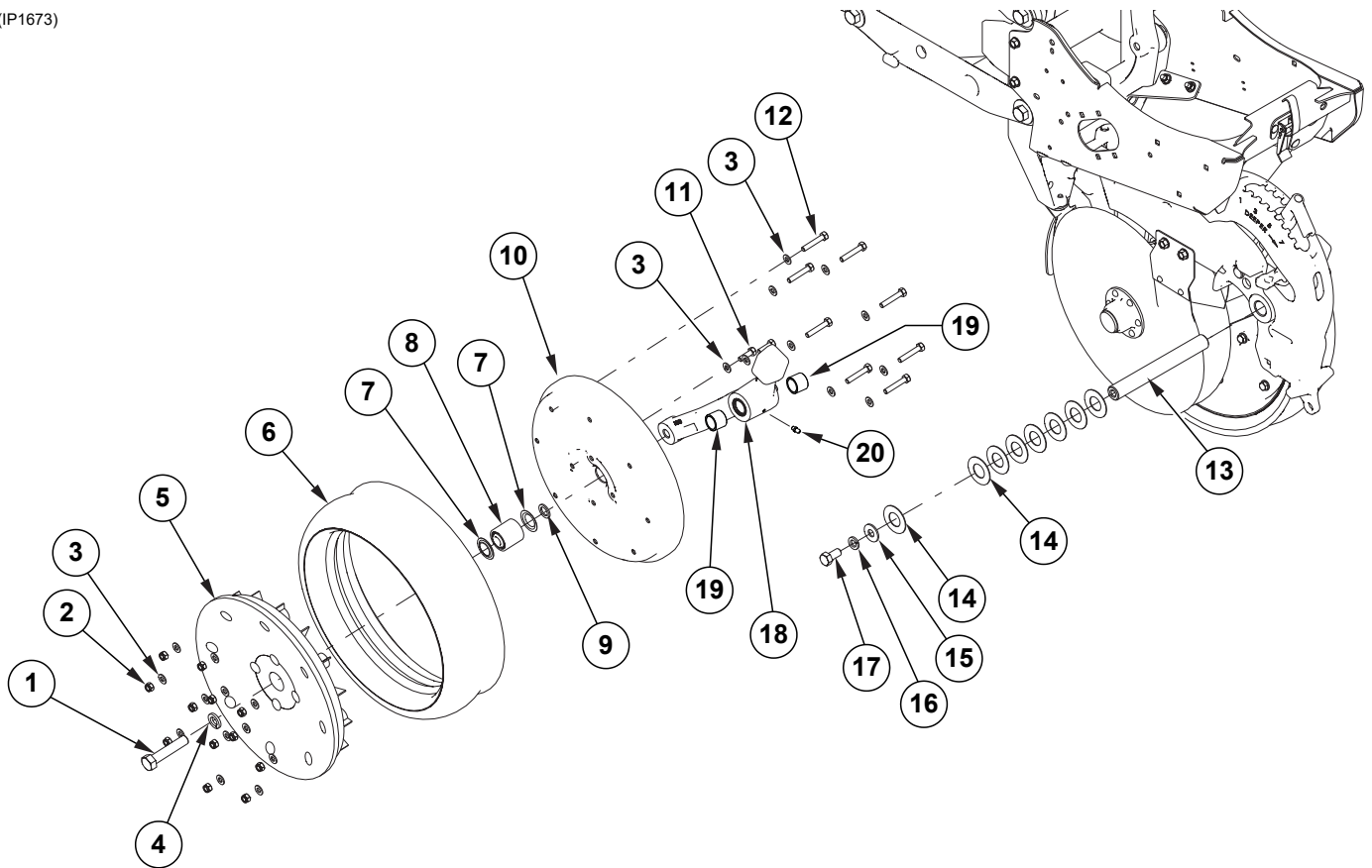
(IP1672)



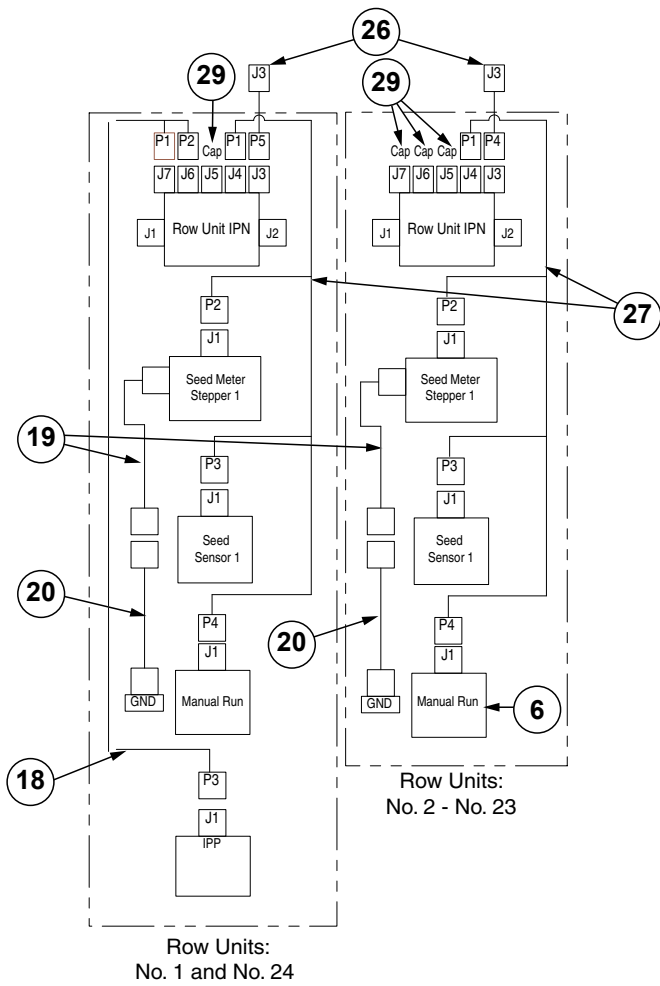
ITEM	PART NO.	QTY. (Per Row)	DESCRIPTION
1	G10090401	2	Plastic Ribbed Hub Cap
2	GD36856	1	Opener Blade Bolt, 5/8"-11 x 1 3/4", Grade 5 (L.H. Threads) (Shown)
	G10005	1	Hex Head Cap Screw, 5/8"-11 x 1 3/4" (Other side)
3	G10204	2	Special Machine Bushing, 5/8" x 1" O.D.
4	GD36990	12	Rivet, 1/4" x 9/16"
5	GD36860	2	Bearing Housing
6	GA26920	2	Bearing
7	GD11306	2	Disc Blade, 3.5 mm x 15"
8	GD25072	1	Center Shank
9	G11123	4	Hex Serrated Flange Cap Screw, 3/8"-16 x 3/4"
10	GD30725	12	Machine Bushing, 5/8" (.030" Thick) (As Required)
11	GA15451	1	L.H. Disc Scraper
12	GA15450	1	R.H. Disc Scraper
A	G10018801	-	Disc Blade/Bearing Assembly, Less Dust Cap (Items 4-7)



(IP1673)

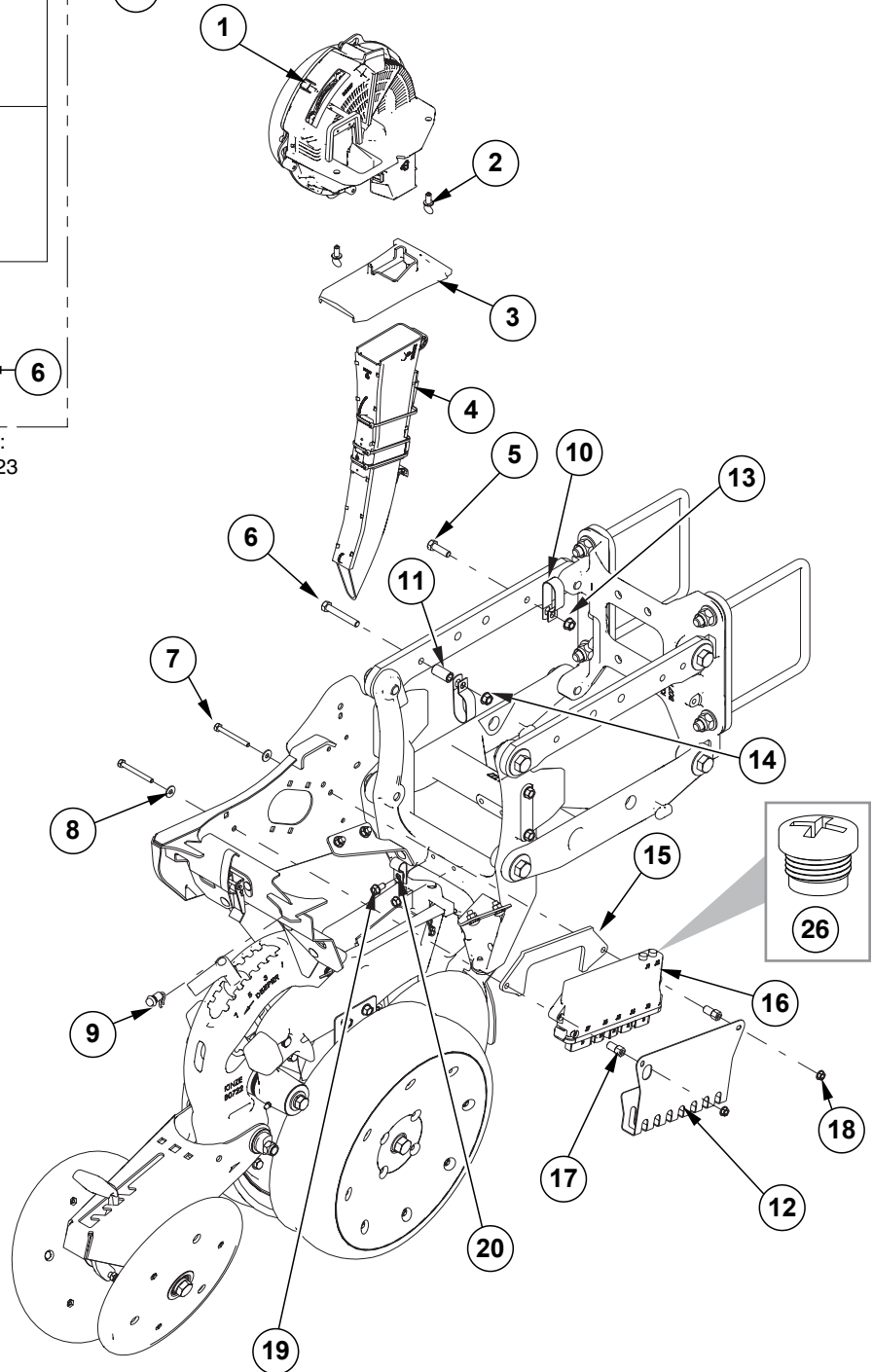


ITEM	PART NO.	QTY. (Per Row)	DESCRIPTION
1	G10010	1	Hex Head Cap Screw, 5/8"-11 x 3"
2	G10109	12	Lock Nut, 5/16"-18, Grade 8
3	G11386	24	Flat Washer, 5/16" SAE
4	G10230	1	Lock Washer, 5/8"
5	GD36709	1	Half Wheel, Black
6	G10028601	1	Tire, 4 1/2" x 16
7	GD36713	2	Gauge Wheel Dust Shield
8	GA6171	1	Bearing
9	G10397801	1	Special Machine Bushing, 5/8" x 1" O.D.
10	G10028701	1	Half Gauge Wheel
11	G10019	4	Hex Head Cap Screw, 5/16"-18 x 1"
12	G10031	8	Hex Head Cap Screw, 5/16"-18 x 1 3/4"
13	GD11001	1	Spindle
14	G10940	8	Machine Bushing, 1" (.048" Thick)
15	G10216	1	Washer, 1/2" USS
16	G10228	1	Lock Washer, 1/2"
17	G10014	1	Hex Head Cap Screw, 1/2"-13 x 1"
18	GA21677	1	Wheel Arm W/Grease Fitting, Bushings And Seals, L.H. (Includes Items 19 and 20) (Shown)
	GA21676	1	Wheel Arm W/Grease Fitting, Bushings And Seals, R.H. (Includes Items 19 and 20)
19	GB0276	4	Bushing, 1" I.D. x 1 1/4" O.D. x 1" Long
20	G10640	2	Grease Fitting, 1/4"-28
A	G10028801	-	Gauge Wheel Complete (Items 2-3, 5-8, and 10-12)



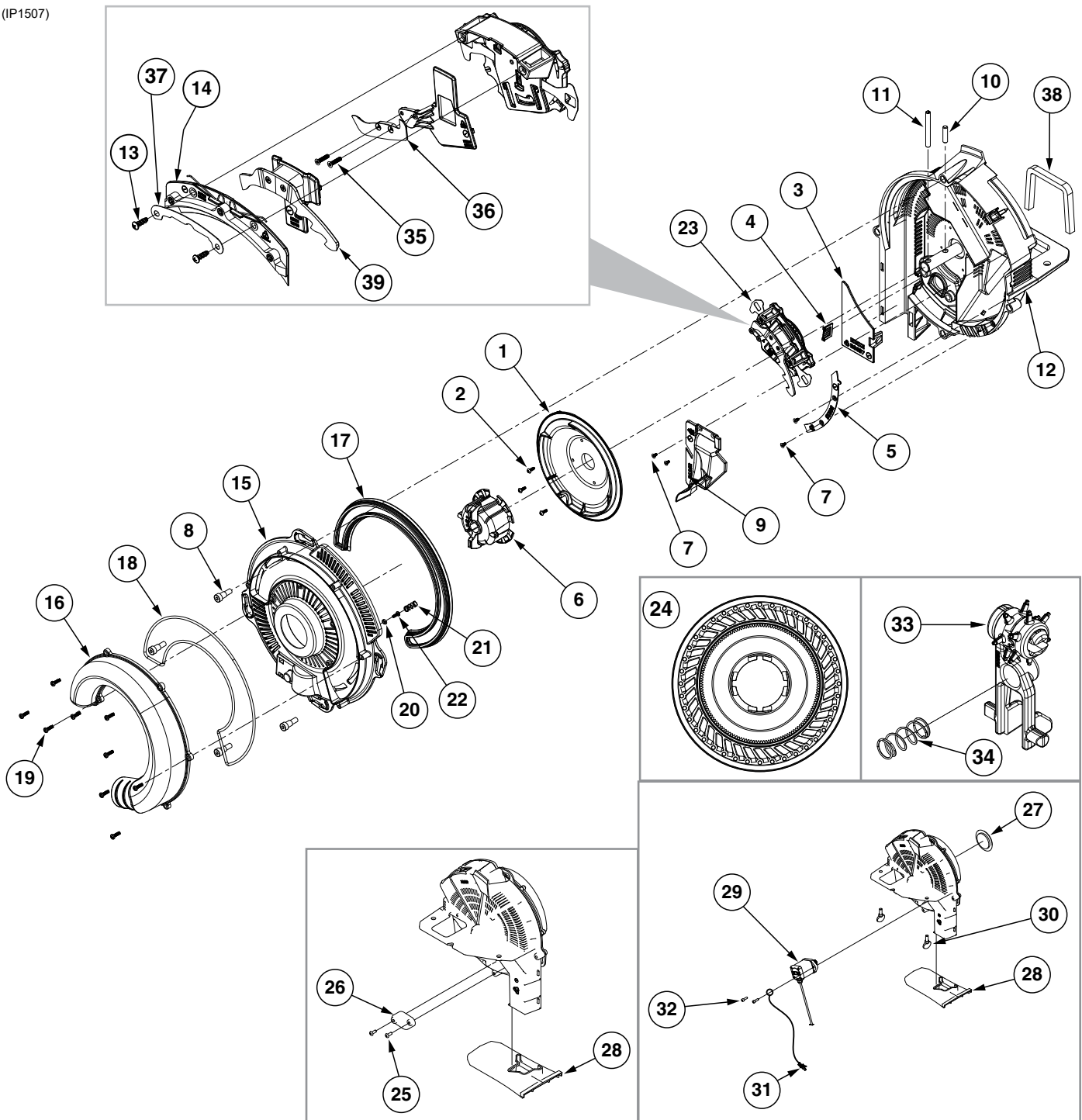
**For Additional Information:**  
[See "Blue Drive Interconnect Schematic, 24 Row" on page P303](#)

[See "Blue Drive Ethernet Interconnect Schematic, 16 and 24 Row" on page P297](#)



ITEM	PART NO.	QTY. (Per Row)	DESCRIPTION
1	GA19870	1	<a href="#">See "Vacuum Seed Meter" on page P15</a>
2	G11009	2	Locking Thumbscrew, 5/16"-18 x 3/4"
3	GB0917	1	Vacuum Meter Cover
4	GA26539	1	Seed Tube W/Computerized Sensor
	GA20901	-	Seed Tube (With Holes For Sensor Installation) (Included W/GA26539)
5	G10004	1	Hex Head Cap Screw, 3/8"-16 x 1 1/4"
6	G10049	1	Hex Head Cap Screw, 3/8"-16 x 2 1/2"
7	G11958	2	Hex Head Cap Screw, 1/4"-20 x 2 1/2", Grade 5
8	G10209	2	Washer, 1/4" USS
9	GA15485	1	Button
10	GD35449	2	Double Tube Clamp, 1"
11	GD2971-30	1	Sleeve, 5/8" O.D. x .385 I.D. x 1 1/4"
12	G10085701	1	IPN Wire Shield, 4K Row Unit
13	G10622	1	Serrated Flange Nut, 3/8"-16
14	G11091	1	Serrated Flange Nut, 3/8"-16
15	GD35629	1	IPN Row Unit Plate
16	GA25949	1	IPN Module Assembly
17	GD35609	2	Hex Standoff
18	G10621	2	Serrated Flange Nut, 1/4"-20
19	G11560	2	Hex Socket Flange Cap Screw, 5/16"-18 x 5/8", Grade 5
20	GD13348	1	Insulated Clamp, 1 1/16"
21	GA25711	2	IPP Harness, Wing
22	GA20710	1	Granular Chemical Motor ESD Drain Harness
23	GA20712	1	Row Unit ESD Drain Harness
24	GA25029	1	Row Unit Power Extension Harness
25	GA25203	1	Row Unit Seed Meter Harness
26	GD30726	-	Socket Dust Cover, M12
27	GD35836	-	Sealed Plug, MX150, 2 x 4, Key B W/CPA

(IP1507)

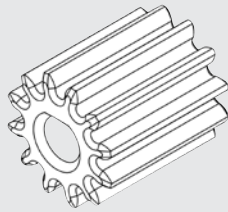


ITEM	PART NO.	QTY.	DESCRIPTION
1	GB0815	1	Shield
2	G11965	3	Torx Pan Head Tapping Screw, No. 6-19 x 3/8"
3	GB0697	1	Chute Cover
4	GB0780	1	Brush
5	GB0823	1	Baffle
6	GB1147	1	Disc Hub
7	G11618	4	Torx Flat Head Tapping Screw, No. 6-19 x 1/4"
8	G11172	4	Hex Socket Head Shoulder Screw, 1/4"-20 x 3/8", Stainless Steel


ITEM	PART NO.	QTY.	DESCRIPTION
9	GA24878	1	Baffle Assembly
10	G11448	1	Pin, ¼" x 1"
11	G10475	1	Spring Pin, ¼" x 2¼"
12	GA24877	1	Meter Housing W/Bearing
13	G11578	2	Phillips Pan Head Tapping Screw, No. 8-18 x ½"
14	GA24676	1	Singulator Guide Sub Assembly
15	GB0920	1	Cover
16	GB0818	1	Vacuum Port, Pull Row Unit
17	GB0676	1	Lip Seal
18	GD26593	1	Gasket Housing
19	G11556	9	Phillips Pan Head Tapping Screw, 6-19 x ½"
20	GB0907	1	Retainer Spring
21	G10483101	1	Ejector Spring
22	G11619	1	Phillips Pan Head Tapping Screw, No. 6-19 x ⅜"
23	GA24752	1	Singulator Assembly (Includes Items 13 and 14)
24	G11043X	1	Seed Disc, Corn (40 Cell) Light Blue Color-Coded, Ejector Wheel, and Spring
	G11047X	-	Seed Disc, Soybean (120 Cell) Black Color-Coded, Ejector Wheel, and Spring
	G11045X	-	Seed Disc, Sugar Beets/Milo, Dark Orange Color-Coded, Ejector Wheel, and Spring
	G11044X	-	Seed Disc, Sunflower (40 Cell) Gray Color-Coded, Ejector Wheel, and Spring
	G11039X	-	Seed Disc, Cotton (60 Cell) Green Color-Coded, Ejector Wheel, and Spring
	G11040X	-	Seed Disc, Black Turtle, Navy Edible Bean and Popcorn (60 Cell) Brown Color-Coded, Ejector Wheel, and Spring
	G11041X	-	Seed Disc, Pinto, Great Northern Edible Beans, and Soybean (60 Cell) Dark Blue Color Coded, Ejector Wheel, and Spring
	GB1237	-	Anti-Static Blank Seed Disc
	GB1231	-	Blank Seed Disc
	G11048X	-	Seed Disc, Soybean (60 Cell) Black Color-Coded
	G11042X	-	Seed Disc, Wheat (54 Cell) Purple Color-Coded
25	G11281	2	Hex Button Head Cap Screw, 10-24 x ½"
26	GD28631	1	Cover Plate
27	GD29425	1	Dust Cap
28	GB0917	1	Vacuum Meter Cover
29	G10299601		Meter Stepper Motor
30	G11009	2	Locking Thumbscrew, ⅝"-18 x ¾"
31	GA20711	1	Seed Meter Motor ESD Drain Harness
32	G11588	2	Hex Socket Head Cap Screw, No. 10-24 x ⅝" Grade 8
33	GA19112	-	Ejector Arm, Corn
	G10483401	-	Ejector Arm, Soybean (120 Cell)
	GA19114	-	Ejector Arm, Sunflower
	GA19115	-	Ejector Arm, Beets/Milo
	G10484901	-	Ejector Arm, Black Turtle, Navy, Pinto, Great Northern Edible Bean, Popcorn
	G10483201	-	Ejector Arm, Soybean (60 Cell)
	GA26989	-	Ejector Arm, Wheat
34	GB0958	1	Outer Blade
35	G11693	2	Torx Flat Head Machine Screw, No. 4-40 x ½"
36	GB0921	1	Lower Blade
37	GD29657	1	Retainer
38	GD34774	1	Meter Gasket
A	GA20622	1	Cover Assembly (Items 15-22)
B	G9899X	1	Vacuum Meter Assembly, Electric Drive (Items 1-32 except item 24)
C	G9904X	1	Vacuum Meter Assembly, Ground Contact Drive (Items 1-23, 28, and 30)



1



2

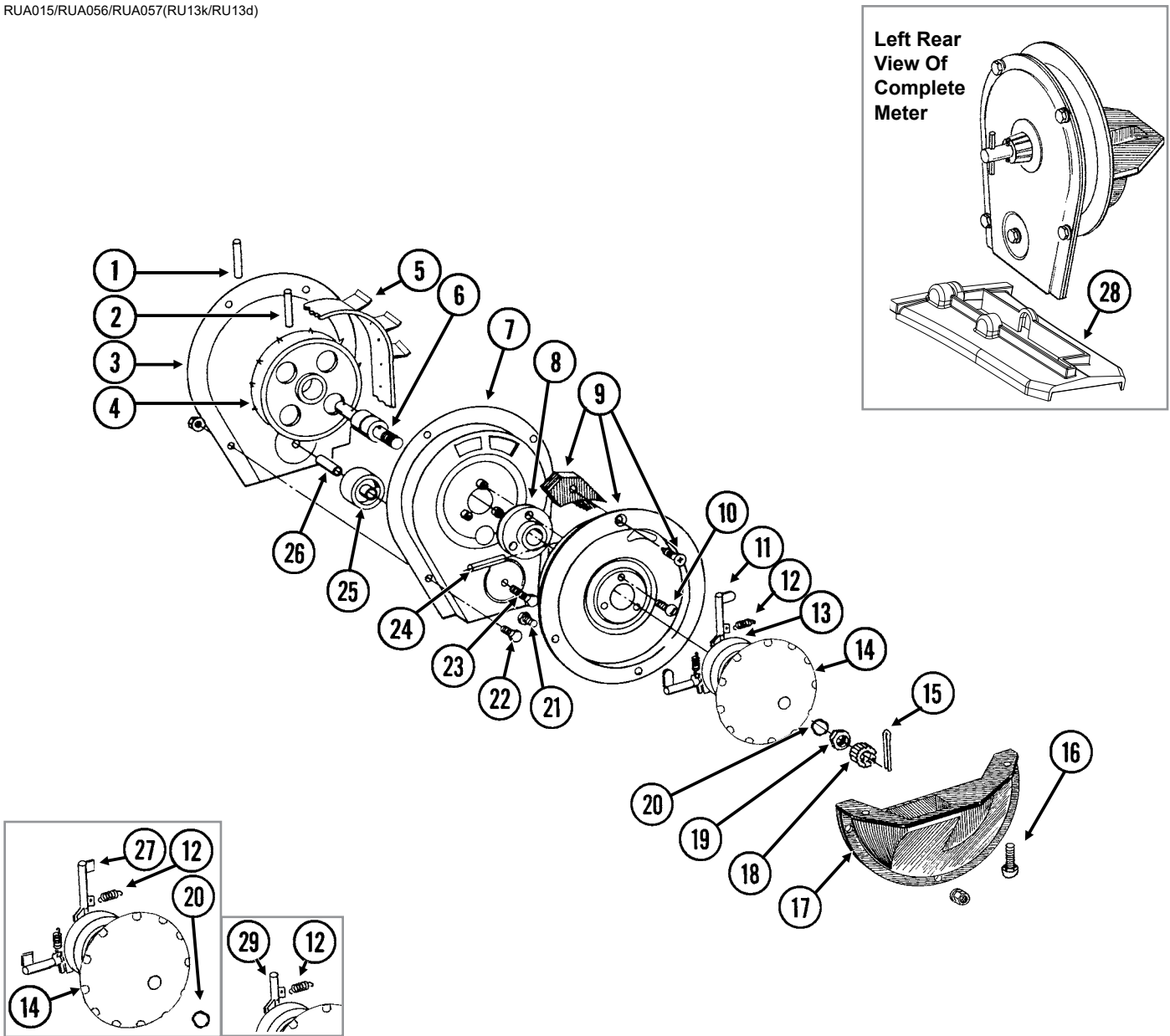


3

ITEM	PART NO.	QTY.	DESCRIPTION
1	G1K728	-	Seed Meter Stepper Motor Pinion Press Kit, Includes: (1) 1/2 Ton Arbor Press W/ Anvil, (1) Ring Puller W/Set Screw, (1) Instruction Sheet
2	GB1190	-	Pinion Motor Gear
3	G7100-614	-	Shaft Seal

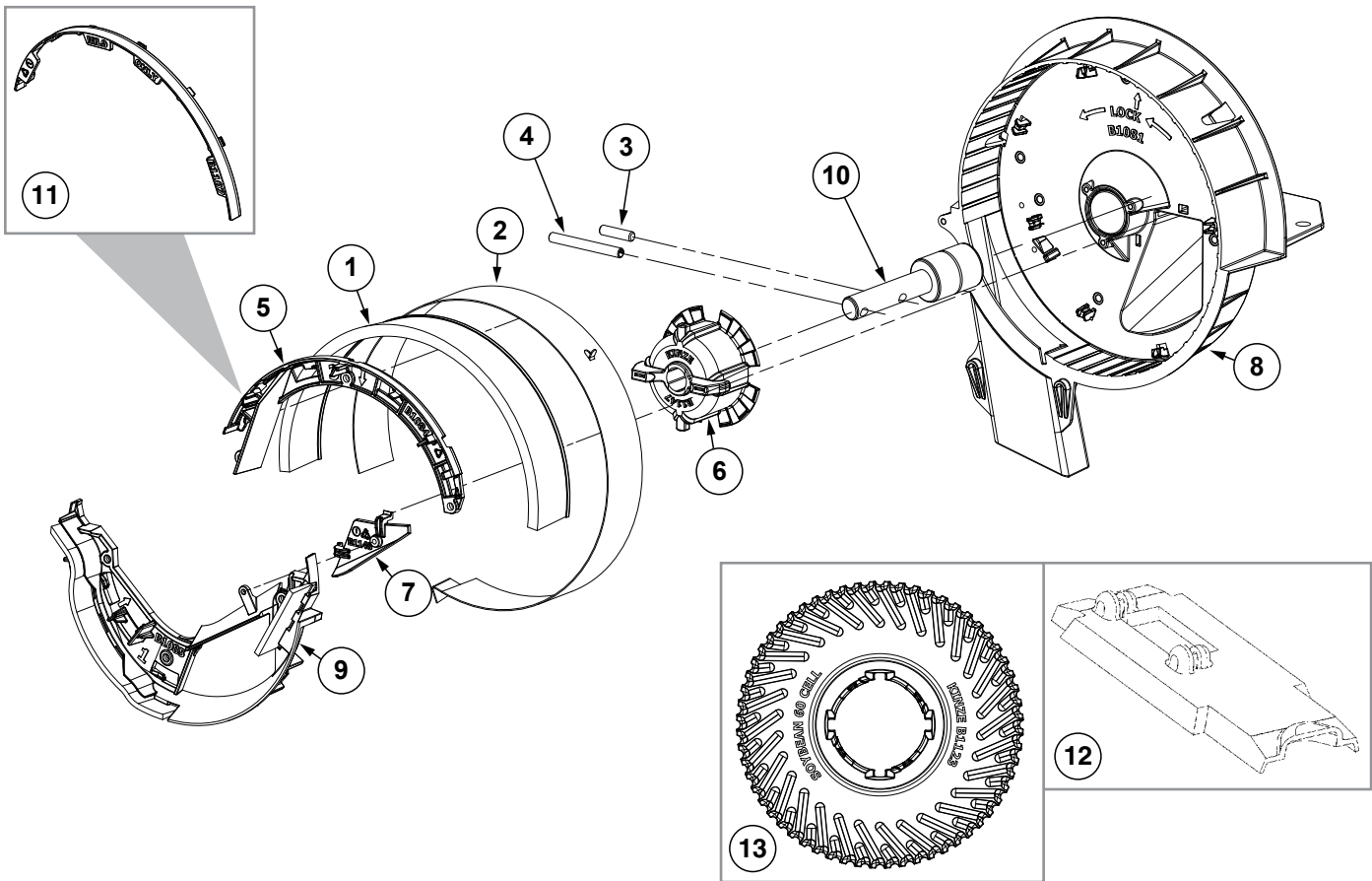
**This page left blank intentionally.**

RUA015/RUA056/RUA057(RU13k/RU13d)



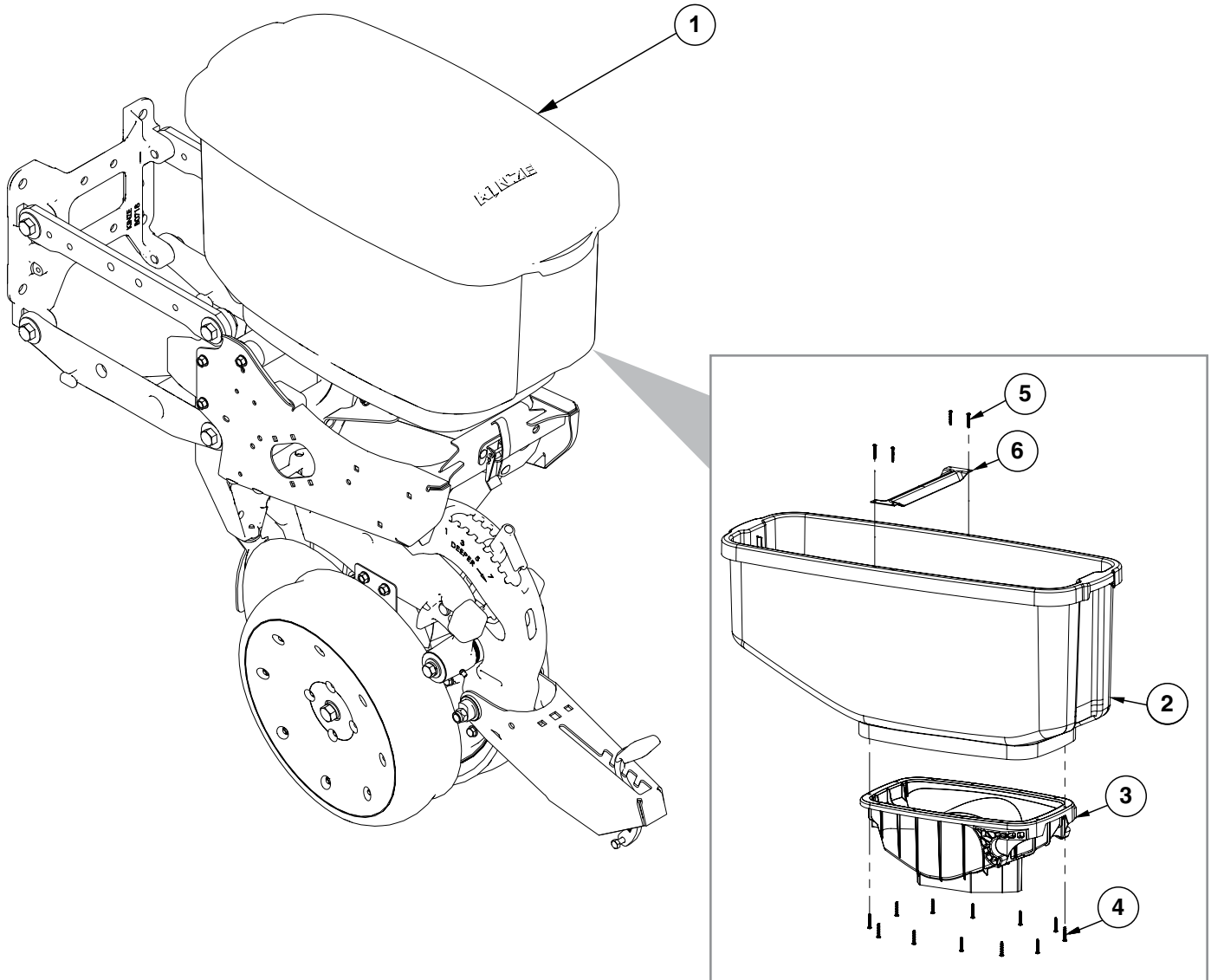


ITEM	PART NO.	QTY. (Per Row)	DESCRIPTION
1	G10602	1	Spring Pin, 1/4" x 1 1/2"
2	G10604	1	Spring Pin, 3/16" x 1 1/2"
3	G10429301	1	Housing Cover
4	GD1041	1	Belt Drive Sprocket
5	GD11286	1	Seed Belt
6	GA2019	1	Bearing
7	G10429101	1	Conveyor Housing
8	GB0110	1	Bearing Housing
9	GR1569	1	Carrier Plate W/Brush And Screw (Corn)
	GR0664	-	Carrier Plate W/Brush And Screw (Sunflower)
	GA2020	-	Brush
	G10690	-	Rolling Thread Screw, No. 10 x 3/4"
10	G10401	3	Slotted Hex Washer Head Screw, No. 10-32 x 5/8"
11	GD18704	12	Finger, Corn
12	GD19790	12	Spring
13	GB0410	1	Cam
14	GD11528	1	Finger Holder
15	G10470	1	Cotter Pin, 5/32" x 1"
16	G11009	2	Locking Thumbscrew, 5/16"-18 x 3/4"
17	GD36922	1	Seed Baffle
18	GD1083	1	Cover Nut
19	G10500	1	Jam Nut, 5/8"-18 UNF
20	GA8343	1	Wave Washer, 5/8" (Triple Wave)
21	G10020	3	Hex Head Cap Screw, 1/4"-20 x 5/8"
	G10323	3	Hex Flange Nut, 1/4"-20, No Serrations
22	G10022	4	Hex Head Cap Screw, 1/4"-20 x 1/2"
	G10621	4	Serrated Flange Nut, 1/4"-20
23	G10021	1	Hex Head Cap Screw, 1/4"-20 x 1 1/2"
	G10621	1	Serrated Flange Nut, 1/4"-20
24	G10603	1	Spring Pin, 1/4" x 1 1/4"
25	GD1042	1	Idler
26	GB0120	1	Bushing, 1 7/64" I.D. x 1 1/32" Long
27	GD19333	12	Finger, Oil Sunflower
28	GB0927	1	Shank Cover, Finger Pickup Seed Meter
29	GD11787	-	Half Rate Blank Finger
A	GR1848	-	Finger Assembly, Corn (Items 11-14 And 20)
B	GR2154	-	Finger Assembly, Oil Sunflower (Items 12, 14, 20, 27 And 30)
C	700-01260	-	Corn Meter (Items 1-26 and 28)



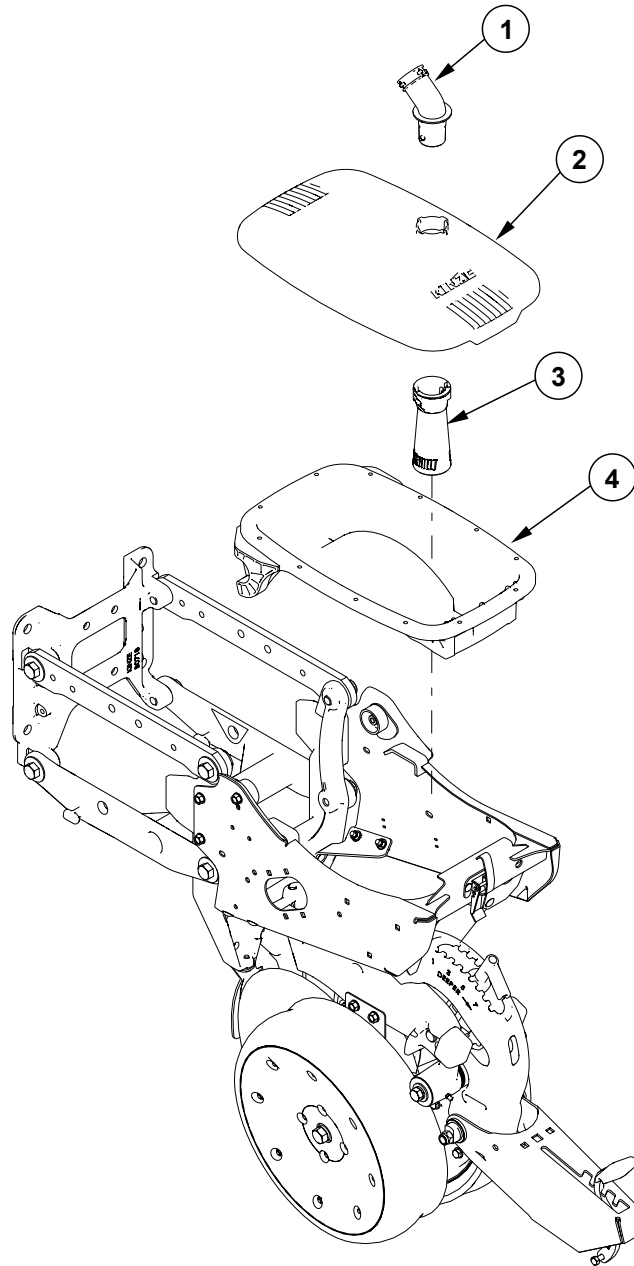
ITEM	PART NO.	QTY. (Per Row)	DESCRIPTION
1	GA5699	1	Upper Brush
2	GD8778	1	Wear Strip
3	G11448	1	Pin, 1/4" x 1"
4	G10475	1	Spring Pin, 1/4" x 2 1/4"
5	GB1084	1	Upper Brush Retainer (Used W/Soybean and Wheat Discs)
6	GB1147	1	Disc Hub
7	GB1148	1	Lower Retainer Wall
8	G10478101	1	Brush Meter Housing
9	GA24956	1	Lower Brush Retainer Assembly
	G10266501	1	Lower Brush Retainer (Included W/GA24956)
	GD34021-02	1	Brush, 6" (Included W/GA24956)
	GD35784-01	1	Brush, 2" (Included W/GA24956)
10	GA5698	1	Bearing
11	GB1107	-	Upper Brush Retainer (Used W/Milo/Grain Sorghum Discs)
12	GB0928	1	Shank Cover, Brush-Type Seed Meter
13	GB1123		Seed Disc, Soybean, 60 Cell, Black Color-Coded
	GB1171		Seed Disc, Soybean, 54 Cell, Dark Gray Color-Coded
	GB1124		Seed Disc, Soybean, 48 Cell, Dark Blue Color-Coded
	GB1130		Seed Disc, Small Milo/Grain Sorghum, 30 Cell, Orange Color-Coded
	GB1131		Seed Disc, Large Milo/Grain Sorghum, 30 Cell, Light Blue Color-Coded
	GB1132		Seed Disc, High Rate Small Milo/Grain Sorghum, 60 Cell, Red Color-Coded
	GB1133		Seed Disc, High Rate Large Milo/Grain Sorghum, 60 Cell, Yellow Color-Coded
	GB1134		Seed Disc, Wheat, 54 Cell, Purple Color-Coded
A	700-01340	-	Brush Meter 2.0 (Items 1-11)

(IP1674)



ITEM	PART NO.	QTY.	DESCRIPTION
1	GA17453	1	Hopper Lid, 1.9 Bushel
	GA17754	-	Hopper Lid, 3.0 Bushel
2	GB0753	1	Seed Hopper, 1.9 Bushel
	GB0754	-	Seed Hopper, 3.0 Bushel
3	GA24874	1	Mini-Hopper, Vacuum Seed Metering
	GA17774	-	Mini-Hopper, Mechanical Seed Metering
	GD12561	-	Threaded Insert, 5/16"-18
4	G11584	12	Torx Pan Head Tapping Screw, No. 12-16 x 1 1/4"
5	G11527	4	Torx Pan Head Tapping Screw, No. 10-16 x 1 1/4" (3.0 Bushel Only)
6	GD24708	1	Strap (3.0 Bushel Only)

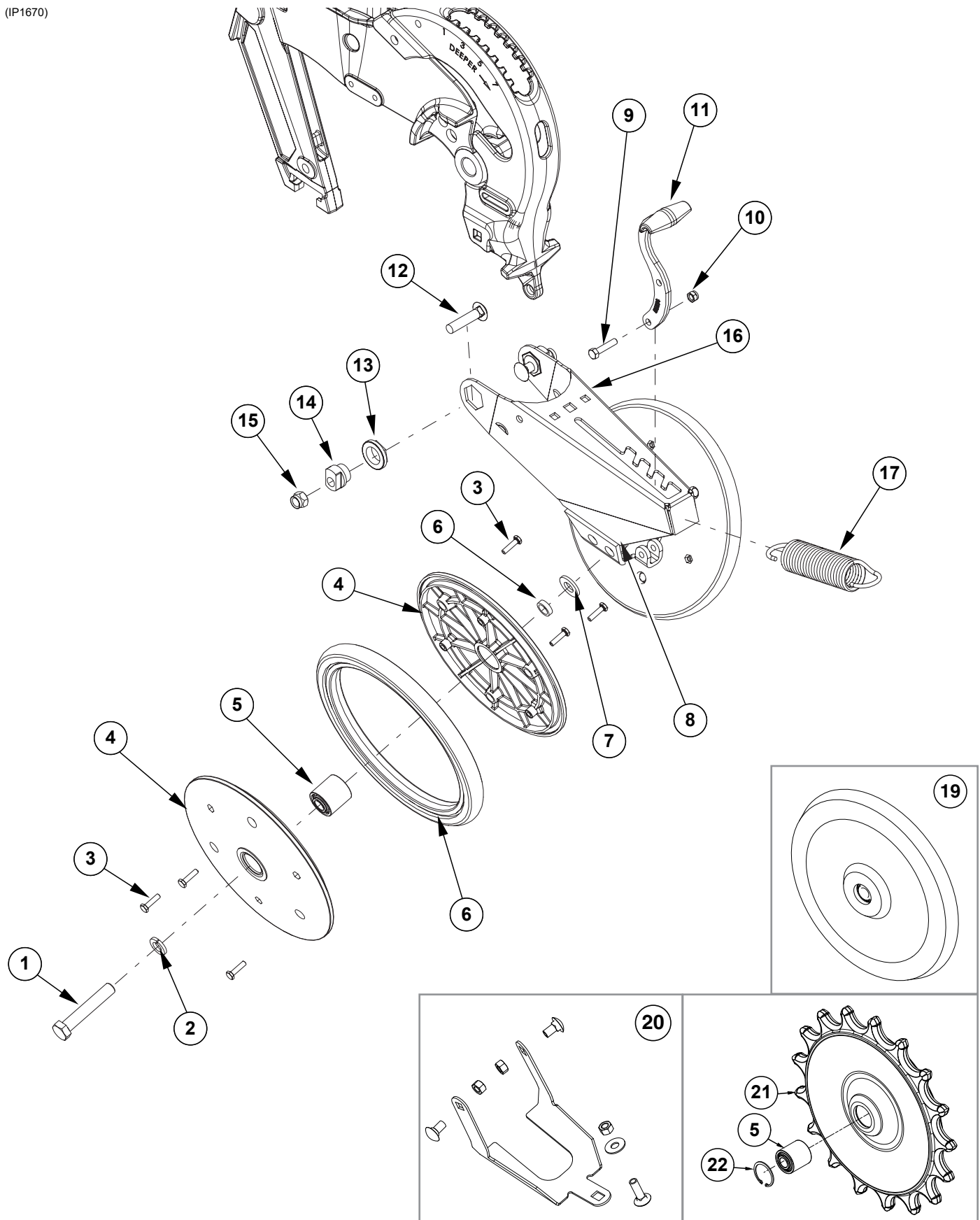
(IP1676)



ITEM	PART NO.	QTY.	DESCRIPTION
1	GB0695	1	Inlet
2	GB1226	1	Mini-Hopper Lid
3	GB0696	1	Discharge
4	GA24874	1	Mini-Hopper Assembly, Vacuum Seed Metering
	GA17774	1	Mini-Hopper Assembly, Mechanical Seed Metering
	GD12561	2	Threaded Insert, 5/16"-18

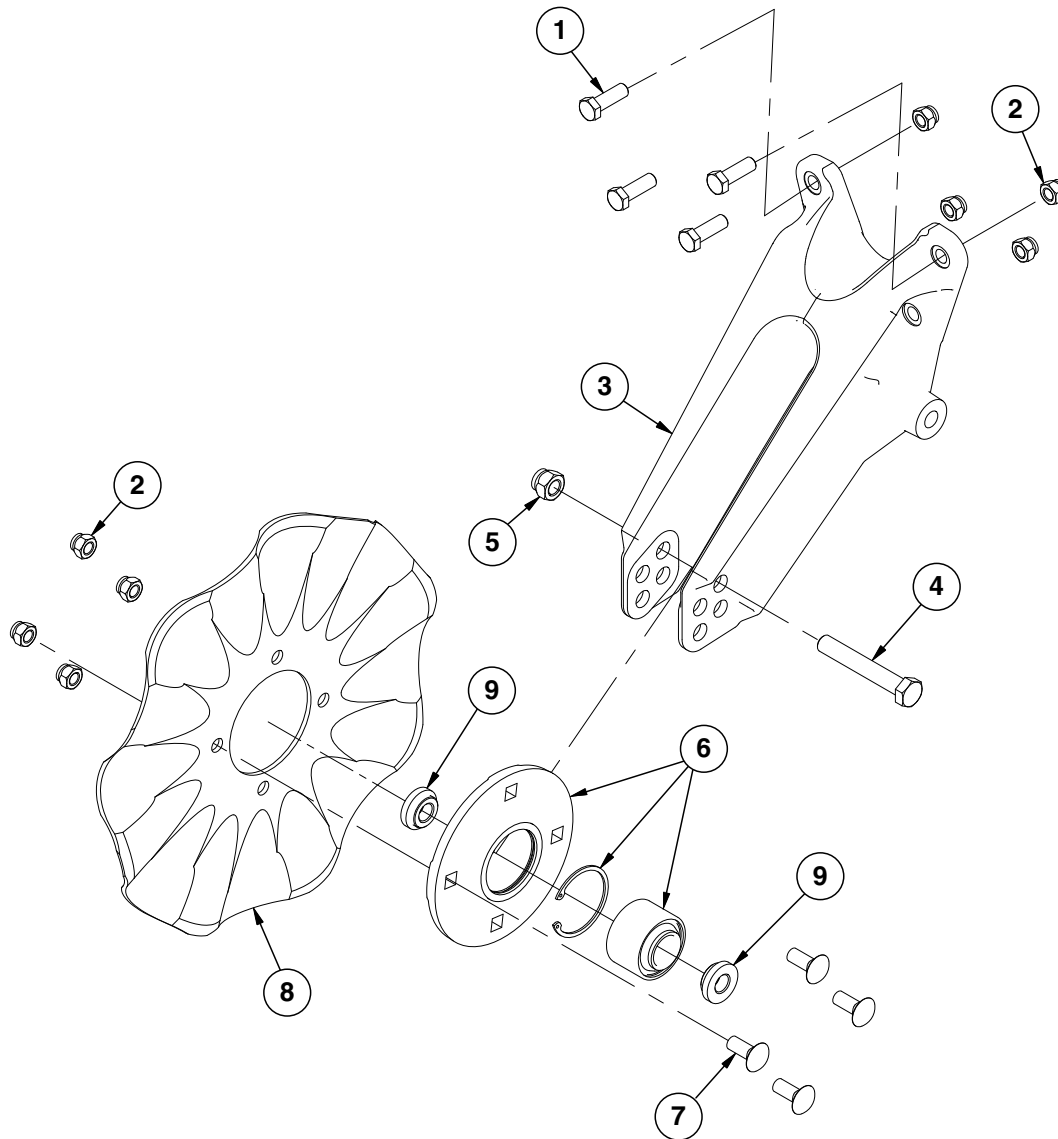
**This page left blank intentionally.**

(IP1670)



ITEM	PART NO.	QTY. (Per Row)	DESCRIPTION
1	G10013	2	Hex Head Cap Screw, 5/8"-11 x 3 1/2"
2	G10230	2	Lock Washer, 5/8"
3	G10064	12	Hex Head Cap Screw, 1/4"-20 x 1"
4	GD9120	4	Nylon Half Wheel
5	GA6171	2	Bearing
6	GD1085	2	Rubber Tire, 1" x 12"
7	G11391	2	Flat Washer, 5/8" SAE
8	G10107	2	Lock Nut, 5/8"-11
9	G10133	1	Hex Head Cap Screw, 5/16"-18 x 1 1/2"
10	G10109	1	Lock Nut, 5/16"-18, Grade 8
11	GB0254	1	Lever
12	G11419	2	Carriage Bolt, 1/2"-13 x 2 1/4"
13	GB0282	2	Stepped Bushing
14	GB0239	2	Eccentric Bushing
15	G10111	2	Lock Nut, 1/2"-13
16	GA15197	2	Closing Wheel Arm
17	GD8460	1	Spring
18	GD1109	2	Bushing, 4 1/64" I.D. x 7/8" O.D. x 1/4" Long
19	GA6597	1	Cast Iron Closing Wheel W/Bearing
	GA6171	1	Bearing
20	G1K345	-	Closing Wheel Shield Kit W/Hardware and Instruction
	GD26146	1	Closing Wheel Shield (Included W/G1K345)
	G10599	1	Carriage Bolt, 3/8"-16 x 1 1/4" (Included W/G1K345)
	G10308	2	Carriage Bolt, 3/8"-16 x 3/4" (Included W/G1K345)
	G10101	3	Hex Nut, 3/8"-16 (Included W/G1K345)
	G10229	3	Lock Washer, 3/8" (Included W/G1K345)
	G11387	1	Hardened Washer, 3/8" SAE (Included W/G1K345)
21	GD36895	1	Spiked Closing Wheel
22	G11862	1	Internal Retaining Ring
A	GA6434	-	Rubber Closing Wheel Complete W/Bearing (Items 3-6)
B	GA26958	-	Spiked Closing Wheel Complete W/Bearing (Items 3-5 and 21)

(IP1464)

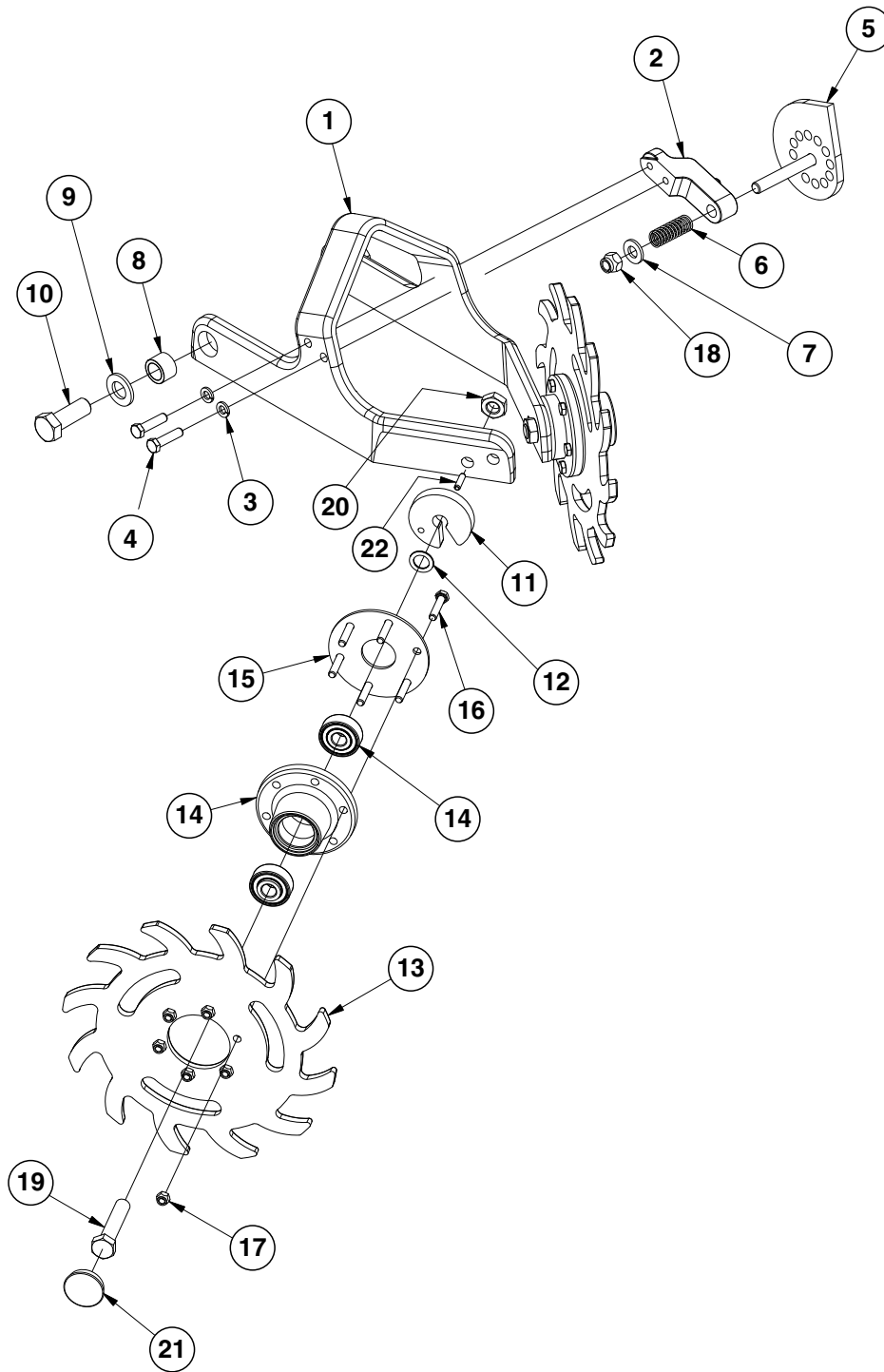


ITEM	PART NO.	QTY. (Per Row)	DESCRIPTION
1	G10039	4	Hex Head Cap Screw, 1/2"-13 x 1 3/4"
2	G10111	8	Lock Nut, 1/2"-13
3	GD25519	1	No-Till Coulter Arm
4	G10036	1	Hex Head Cap Screw, 5/8"-11 x 4"
5	G10107	1	Lock Nut, 5/8"-11
6	GA8641	1	Hub W/Bearing and Retaining Ring
	GA8603	1	Bearing, Double Row
	GD19292	1	Retaining Ring, 2 7/16"
7	G10636	4	Carriage Bolt, 1/2"-13 x 1 1/2"
8	GD7803	1	Disc Blade, Fluted, 1", 8 Flutes (shown)
	GD7804	-	Disc Blade, Bubbled, 1"
	GD9254	-	Disc Blade, Fluted, 3/4", 13 Flutes
9	GD11677	2	Adapter
A	GA8641	-	Hub W/Bearing and Retaining Ring (Includes Items 6-8)



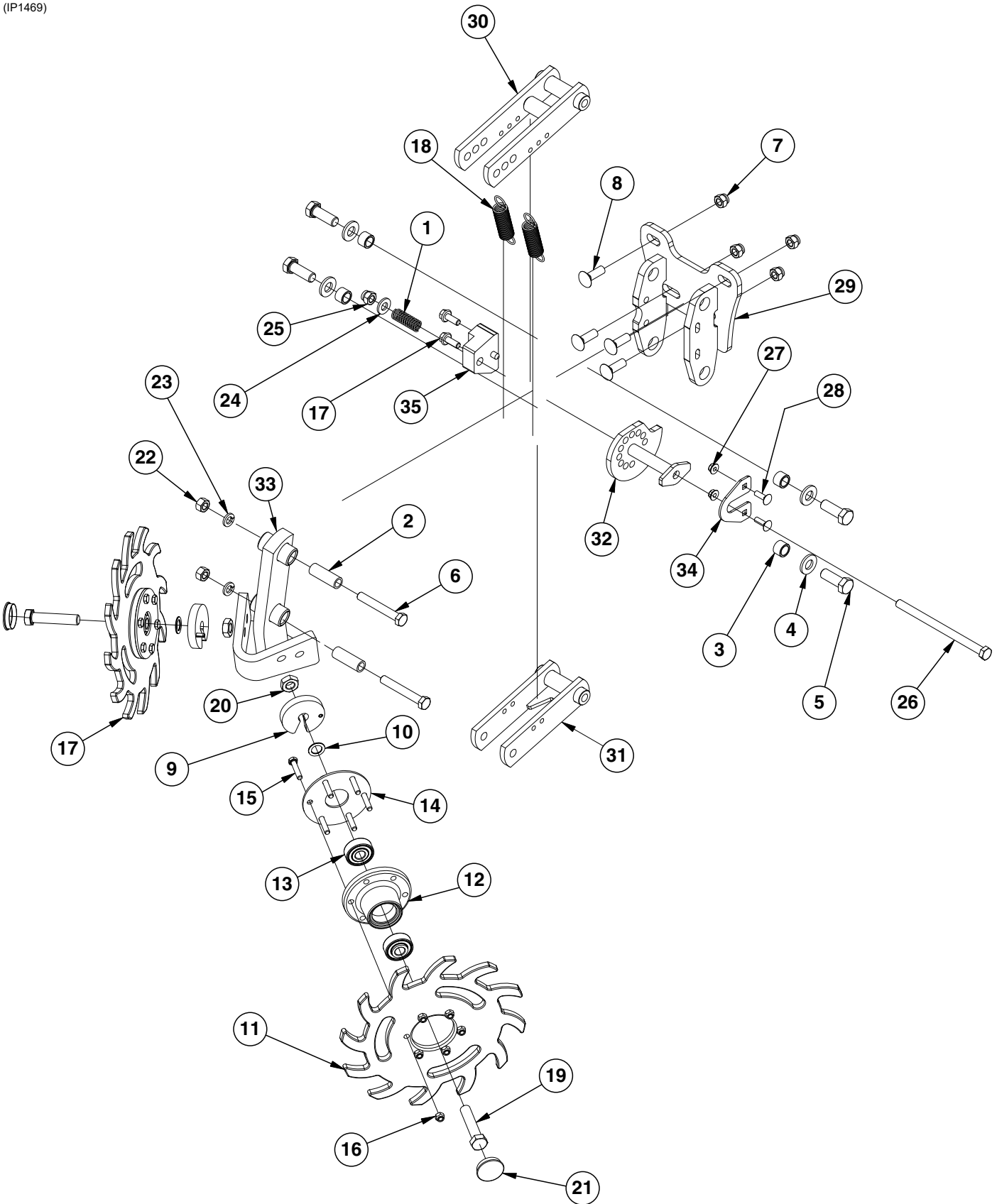
**This page left blank intentionally.**

(IP1468)



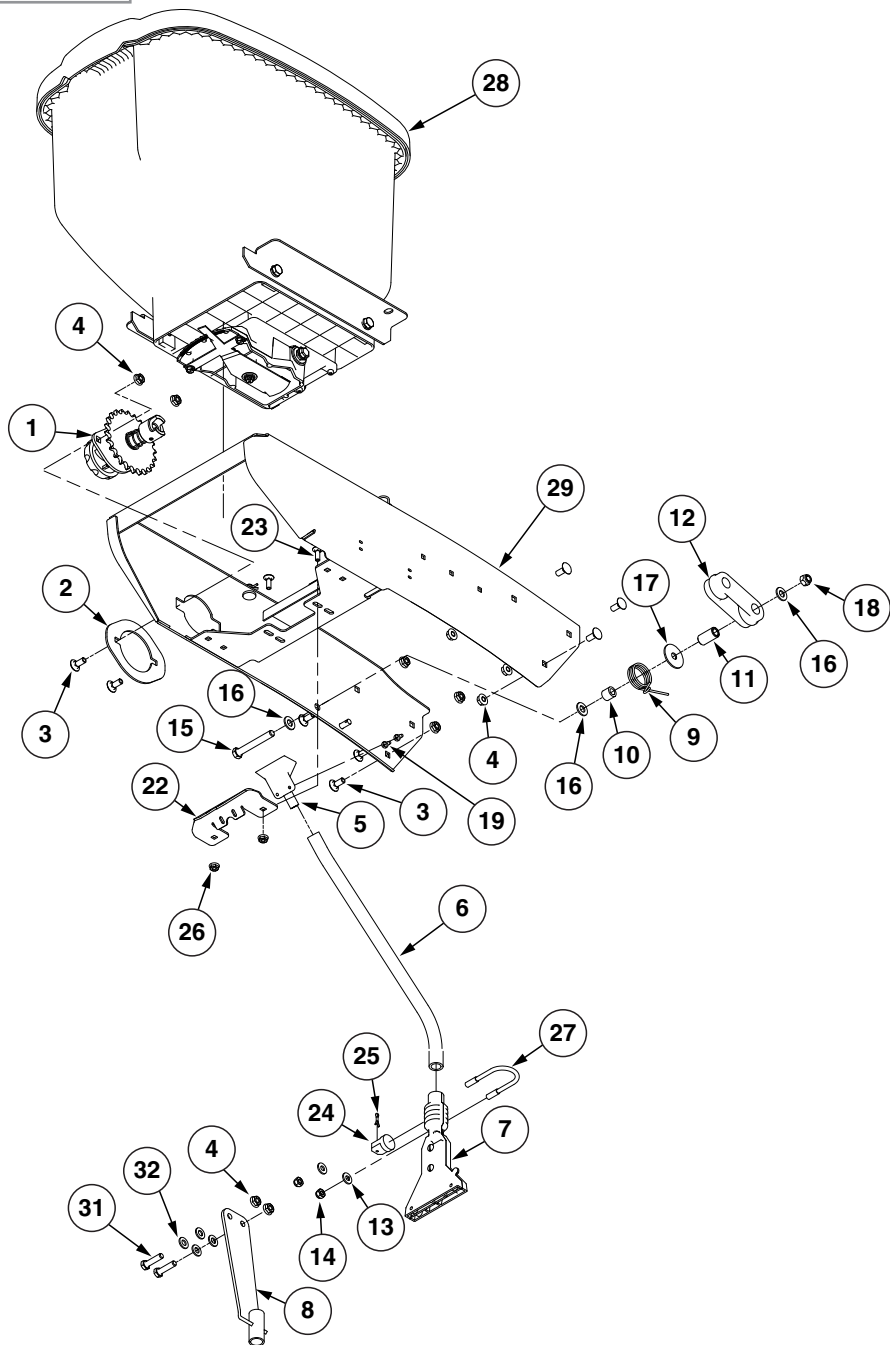
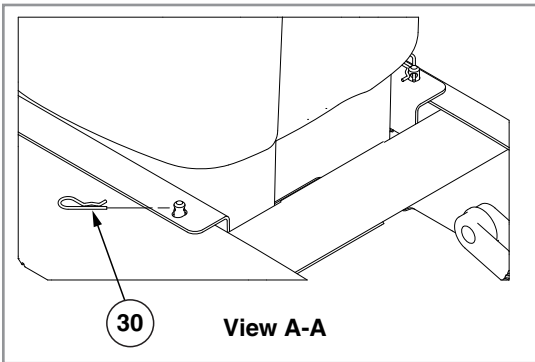
ITEM	PART NO.	QTY. (Per Row)	DESCRIPTION
1	GB0464	1	Residue Wheel Mount
2	GD26973	1	Cam Locking Pin
3	G10229	2	Lock Washer, 3/8"
4	G10004	2	Hex Head Cap Screw, 3/8"-16 x 1 1/4"
5	GA27038	1	Cam, 8 Positions
6	GD10519	1	Spring
7	G11389	1	Flat Washer, 1/2" Plated SAE
8	GB0383	2	Bushing, 1 1/8" O.D. x 25/32" I.D. x 3/4" Long
9	G11392	2	Flat Washer, 3/4" SAE
10	G10026	2	Hex Head Cap Screw, 3/4"-10 x 2"
11	GD11784	2	Weed Guard
12	GD30725	4	Machine Bushing, 5/8" (.030" Thick)
13	GB0387	2	Wheel, 12 Tine, 3/8" x 12"
14	GA5654	2	Hub W/Bearings
	GA2014	-	Bearing
15	GD9724	2	Backing Plate
16	G10133	12	Hex Head Cap Screw, 5/16"-18 x 1 1/2"
17	G10109	12	Lock Nut, 5/16"-18, Grade 8
18	G10974	1	Lock Nut W/Nylon Insert, 1/2"-13
19	G10010	2	Hex Head Cap Screw, 5/8"-11 x 3"
20	G10503	2	Hex Jam Nut, 5/8"-11, Grade 2
21	GD1132	2	Dust Cap
22	G10765	-	Spring Pin, 1/4" x 1"
A	GA12235	-	L.H. Residue Wheel (Items 13-17)
B	GA12236	-	R.H. Residue Wheel (Items 13-17)

(IP1469)

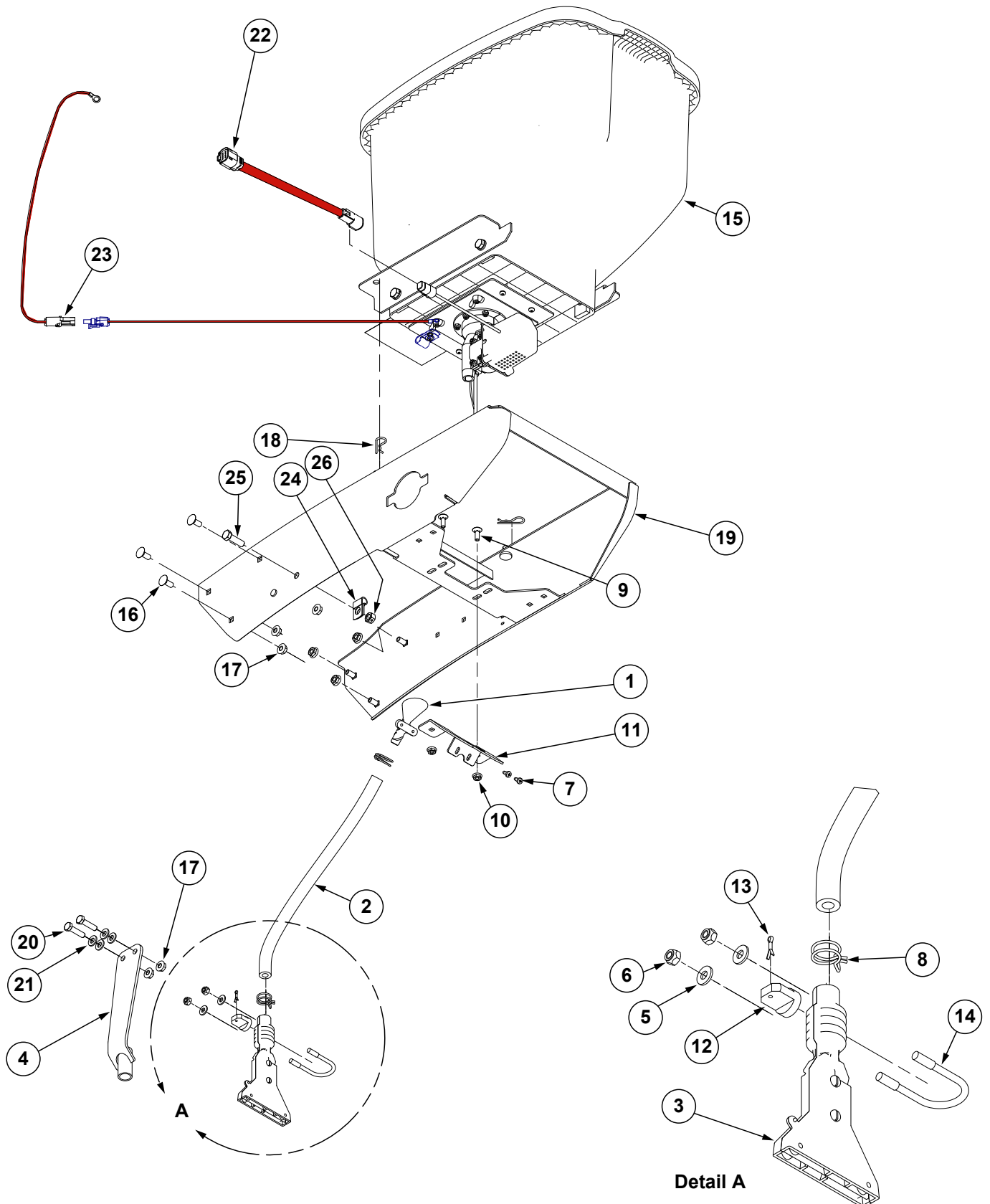


ITEM	PART NO.	QTY. (Per Row)	DESCRIPTION
1	GD10519	1	Spring
2	GD9720	2	Spacer, 1/2" x 2 3/16" Long
3	GB0218	4	Bushing, 2 1/32" I.D. x 7/8" O.D. x 1 9/32" Long
4	G11391	4	Flat Washer, 5/8" SAE
5	GD28420	4	Hex Head Cap Screw, 5/8"-11 x 1 3/4", Grade 5
6	G10032	2	Hex Head Cap Screw, 1/2"-13 x 3 3/4"
7	G10111	4	Lock Nut, 1/2"-13
8	G10636	4	Carriage Bolt, 1/2"-13 x 1 1/2"
9	GA8760	2	Weed Guard W/Spring Pin
	G10765	-	Spring Pin, 1/4" x 1"
10	GD30725	4	Machine Bushing, 5/8" (.030" Thick)
11	GB0387	2	Wheel, 12 Tine, 3/8" x 12"
12	GA5654	2	Hub W/Bearings (Includes Item 13)
13	GA2014	2	Bearing
14	GD9724	2	Backing Plate
15	G10133	12	Hex Head Cap Screw, 5/16"-18 x 1 1/2"
16	G10109	12	Lock Nut, 5/16"-18, Grade 8
17	G11124	2	Hex Serrated Flange Cap Screw, 3/8"-16 x 1"
18	GD5857	2	Spring
19	G10010	2	Hex Head Cap Screw, 5/8"-11 x 3"
20	G10503	2	Hex Jam Nut, 5/8"-11, Grade 2
21	GD1132	2	Dust Cap
22	G10102	2	Hex Nut, 1/2"-13
23	G10228	2	Lock Washer, 1/2"
24	G11389	1	Flat Washer, 1/2" Plated SAE
25	G10974	1	Lock Nut W/Nylon Insert, 1/2"-13
26	G11109	1	Hex Head Cap Screw, 1/2"-13 x 7 1/2"
27	G10620	2	Serrated Flange Nut, 5/16"-18
28	G10303	2	Carriage Bolt, 5/16"-18 x 1"
29	GA18099	1	Mount
30	GA18100	1	Upper Link
31	GA18101	1	Lower Link
32	GA18102	1	Cam
33	GA20103	1	Wheel Mount
34	GD26262	1	CAM Mount Plate
35	GA18098	1	Cam Mount Block
A	GA12235	-	L.H. Residue Wheel (Items 11-12 and 14-16)
B	GA12236	-	R.H. Residue Wheel (Items 11-12 and 14-16)

(A18537)



ITEM	PART NO.	QTY. (Per Row)	DESCRIPTION
1	GA8366	1	<a href="#">See "Granular Chemical Meter Drive Assembly (Mechanical Drive)" on page P39</a>
2	GD11305	1	Plate
3	G10312	8	Carriage Bolt, 5/16"-18 x 3/4"
4	G10620	10	Serrated Flange Nut, 5/16"-18
5	GD2423	1	Funnel
6	GD2947	1	Hose, 7/16" x 28"
7	GA7270	1	Bander Assembly
	GA6906	1	Granular Chemical Bander
	G10757	2	Pan Head Screw No. 10-32 x 1 1/4"
	G10758	2	Hex Nut, No. 10-32
	G10864	1	Uni-Clamp
8	GA18050	1	In-Furrow Bracket
9	GD11219	1	Spring
10	GD2971-10	1	Sleeve
11	GD1026	1	Sleeve, 1 3/16"
12	GD11962	1	Idler
13	G11385	2	Flat Washer, 1/4" SAE
14	G10110	2	Lock Nut, 1/4"-20, Grade B
15	G10325	1	Hex Head Cap Screw, 3/8"-16 x 2 3/4"
16	G11387	3	Flat Washer, 3/8" SAE
17	G10201	1	Special Washer, 3/8" x 1 1/2" O.D.
18	G10108	1	Lock Nut, 3/8"-16
19	G10966	2	Phillips Head Self-Tapping Screw, No. 10 x 1/2"
20	---	-	---
21	G11209	1	Wire Hose Clamp, 3/4"
22	GD26802	1	Bracket
23	G10310	2	Carriage Bolt, 1/4"-20 x 3/4", Grade 2
24	GD26804	1	Bander Spacer
25	G10099	1	Cotter Pin, 3/32" x 1/2"
26	G10621	2	Serrated Flange Nut, 1/4"-20
27	GD26572	1	U-Bolt, 1 3/8" x 1/4"-20
28	---	-	<a href="#">See "Granular Chemical Hopper" on page P37</a>
29	GA18536	1	Granular Chemical Hopper Support
30	G10670	2	Hair Pin Clip, No. 3
31	G10171	2	Hex Head Cap Screw, 5/16"-18 x 1 1/4"
32	G11386	4	Flat Washer, 5/16" SAE
33	---	-	---
34	G3303-108	1	Chain, No. 41, 108 Pitch Including Connector Link (Vacuum)
	G3303-114	-	Chain, No. 41, 114 Pitch Including Connector Link (Mechanical)
	GR0196	-	Connector Link, No. 41

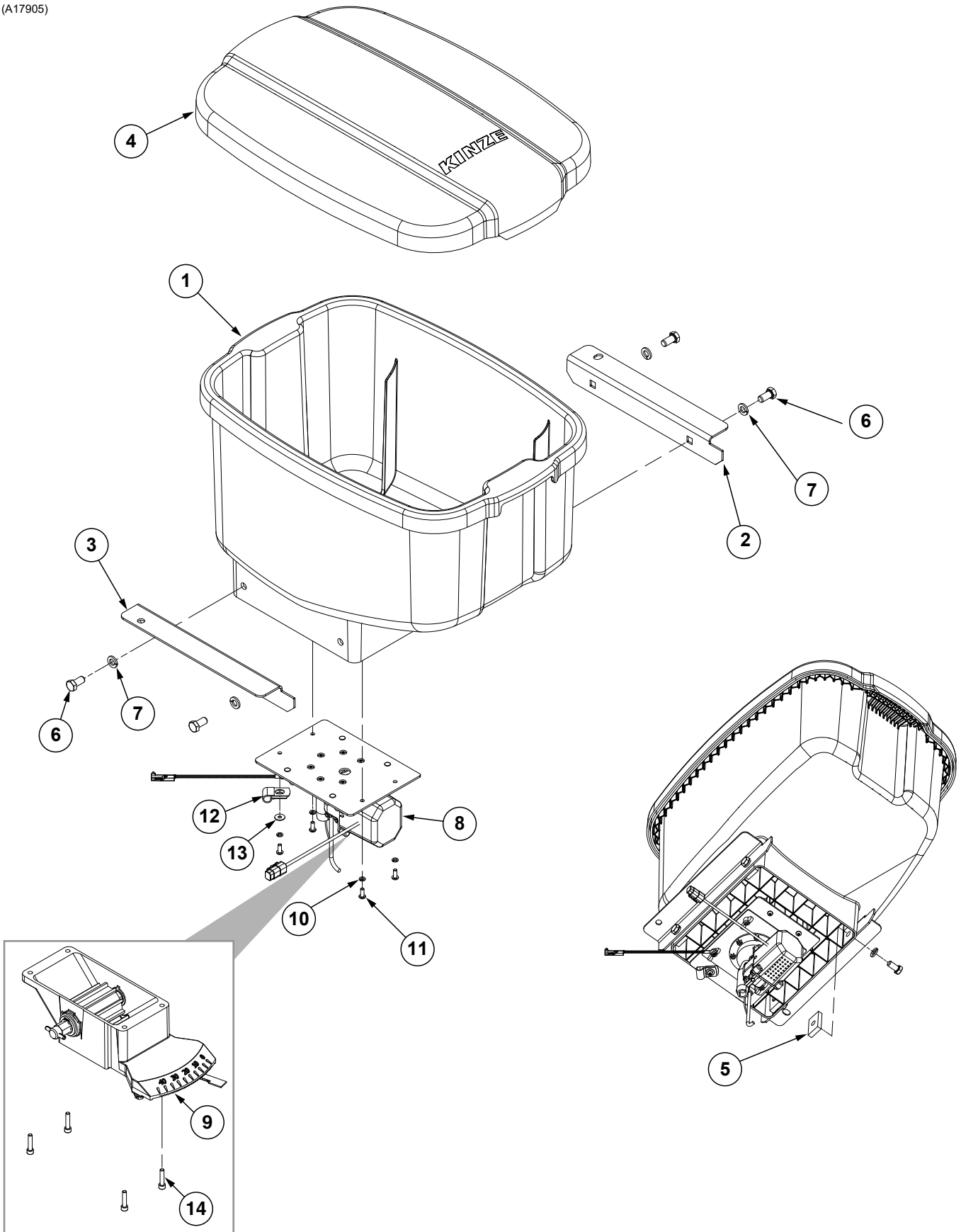




## Granular Chemical Rear Banding Options (Electric Drive)

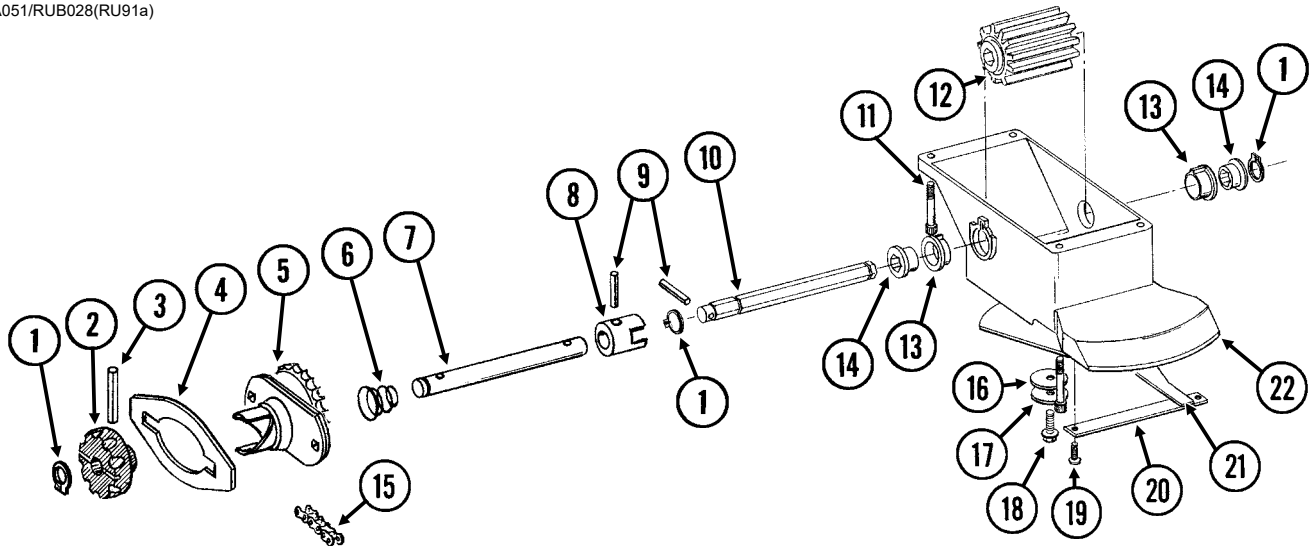
ITEM	PART NO.	QTY. (Per Row)	DESCRIPTION
1	GD29493	1	Funnel
2	GD2947	1	Hose, 7/16" x 28"
3	GA7270	1	Slope-Compensating Bander W/Hardware (4 1/2" Band Width)
	G10864	1	Uni-Clamp (Included W/GA7270)
	G10757	2	Pan Head Screw, No. 10-32 x 1 1/4" (Included W/GA7270)
	G10758	2	Hex Nut, No. 10-32 (Included W/GA7270)
4	GA18050	1	In-Furrow Bracket
5	G11385	2	Flat Washer, 1/4" SAE
6	G10110	2	Lock Nut, 1/4"-20, Grade B
7	G10966	2	Phillips Head Self-Tapping Screw, No. 10 x 1/2"
8	G11209	2	Wire Hose Clamp, 3/4"
9	G10310	2	Carriage Bolt, 1/4"-20 x 3/4", Grade 2
10	G10621	2	Serrated Flange Nut, 1/4"-20
11	GD26803	1	Bracket
12	GD26804	1	Bander Spacer
13	G10099	1	Cotter Pin, 3/32" x 1/2"
14	GD26572	1	U-Bolt, 1 3/8" x 1/4"-20
15	---	1	<a href="#">See "Granular Chemical Hopper" on page P37</a>
16	G10312	6	Carriage Bolt, 5/16"-18 x 3/4"
17	G10620	8	Serrated Flange Nut, 5/16"-18
18	G10670	2	Hair Pin Clip, No. 3
19	GA18536	1	Hopper Panel Extension <b>(Non-Stock Item)</b>
20	G10171	2	Hex Head Cap Screw, 5/16"-18 x 1 1/4"
21	G11386	4	Flat Washer, 5/16" SAE
22	GA22522	1	Insecticide Harness
23	GA20712	1	Row Unit ESD Drain Harness
24	GD13348	1	Insulated Clamp, 1 1/16"
25	G10004	1	Hex Head Cap Screw, 3/8"-16 x 1 1/4"
26	G10108	1	Lock Nut, 3/8"-16

(A17905)



ITEM	PART NO.	QTY. (Per Row)	DESCRIPTION
1	GA17775	1	Chemical Hopper
2	GD23802	1	R.H. Hopper Support
3	GD23803	1	L.H. Hopper Support
4	GA17454	1	Hopper Lid
5	GD11424	4	Block
6	G10002	4	Hex Head Cap Screw, 3/8"-16 x 3/4"
7	G10229	4	Lock Washer, 3/8"
8	---	1	<a href="#">See "Granular Chemical Meter Assembly (Electric Drive)" on page P41</a>
9	---	1	<a href="#">See "Granular Chemical Meter Drive Assembly (Mechanical Drive)" on page P39</a>
10	G10257	4	Lock Washer, No. 10
11	G11281	4	Hex Button Head Cap Screw, 10-24 x 1/2"
12	GD6291	1	Insulated Clamp, 3/8"
13	G10243	1	Washer, No. 10 SAE
14	G11793	4	Hex Socket Head Cap Screw, No. 10-24 x 7/8"

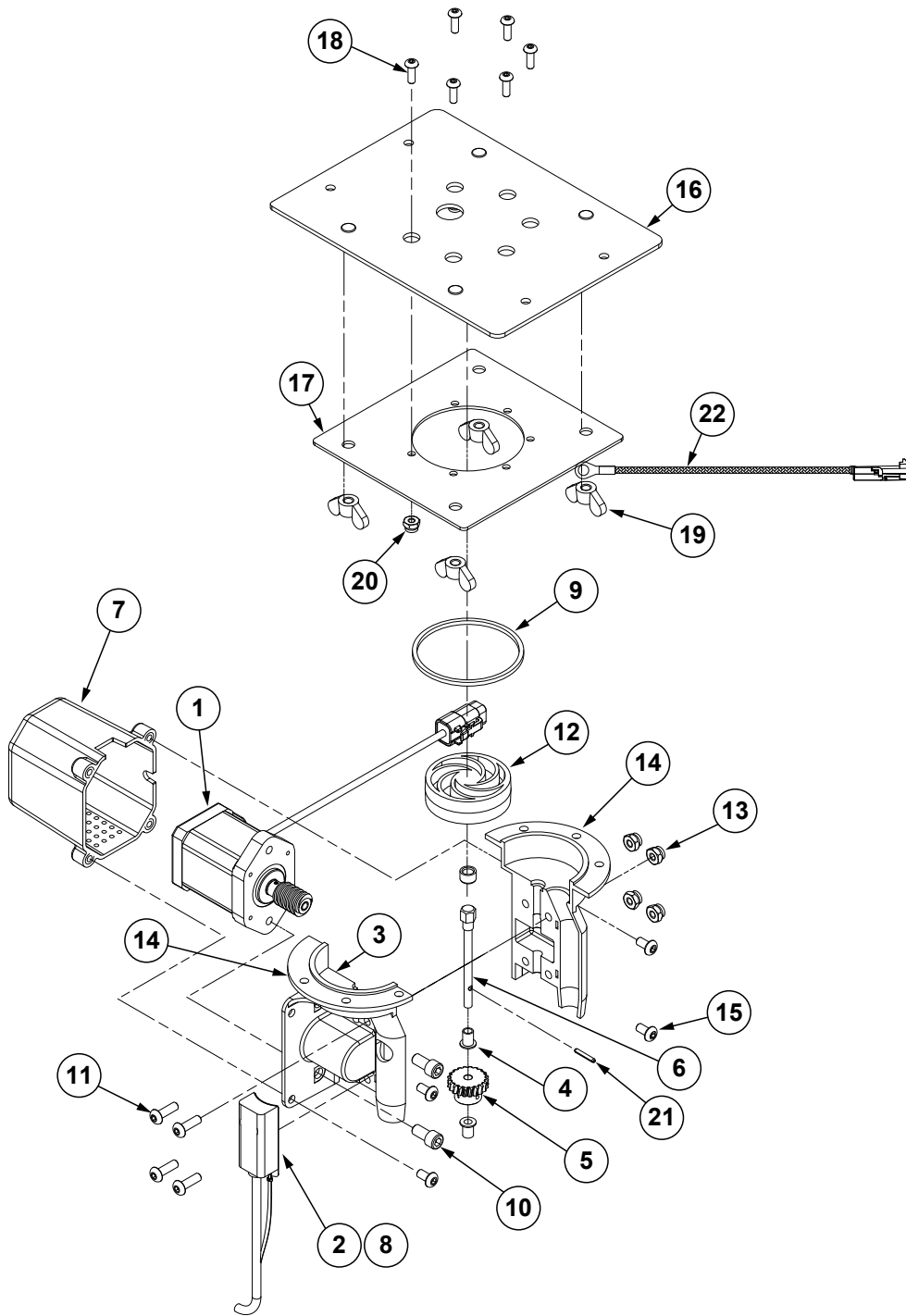
RUA051/RUB028(RU91a)



ITEM	PART NO.	QTY. (Per Row)	DESCRIPTION
1	G10567	3	External Retaining Ring, 5/8"
2	GD11239	1	Knob
3	G10602	1	Spring Pin, 1/4" x 1 1/2"
4	---	-	<a href="#">See "Granular Chemical Hopper and Hopper Panel Extension" on page P31</a>
5	GA8364	1	Sprocket And Bearing, Drive Clutch, 24 Tooth
6	GD11413	1	Spring
7	GD11240	1	Shaft
8	GB0278	1	Coupler
9	G10546	2	Spring Pin, 3/16" x 1 1/4"
10	GD11297	1	Shaft
11	G11793	4	Hex Socket Head Cap Screw, No. 10-24 x 7/8"
12	GD7148	1	Feed Roller, Hex Bore
13	GB0115	2	Bearing
14	GD7258	2	Hex Bushing
15	G3303-108	1	Chain, No. 41, 108 Pitch Including Connector Link (Vacuum)
	G3303-114	1	Chain, No. 41, 114 Pitch Including Connector Link (Mechanical)
	GR0196	1	Connector Link, No. 41
16	G10660	1	Wave Washer, 1/2"
17	G11385	1	Flat Washer, 1/4" SAE
18	G10570	1	Slotted Hex Self-Tapping Screw, 1/4"-20 x 3/4"
19	G11073	2	Slotted Hex Self-Tapping Screw, No. 10 x 3/8"
20	GD1061	1	Support Strap
21	GD1063	1	Metering Gate
22	GB0116	1	Granular Housing
A	GA8326	-	Granular Chemical Meter Complete (Items 1, 9, 10, 12-14, and 16-22)
B	GA8366	-	Granular Chemical Meter Clutch (Items 1-3 and 5-9)

**This page left blank intentionally.**

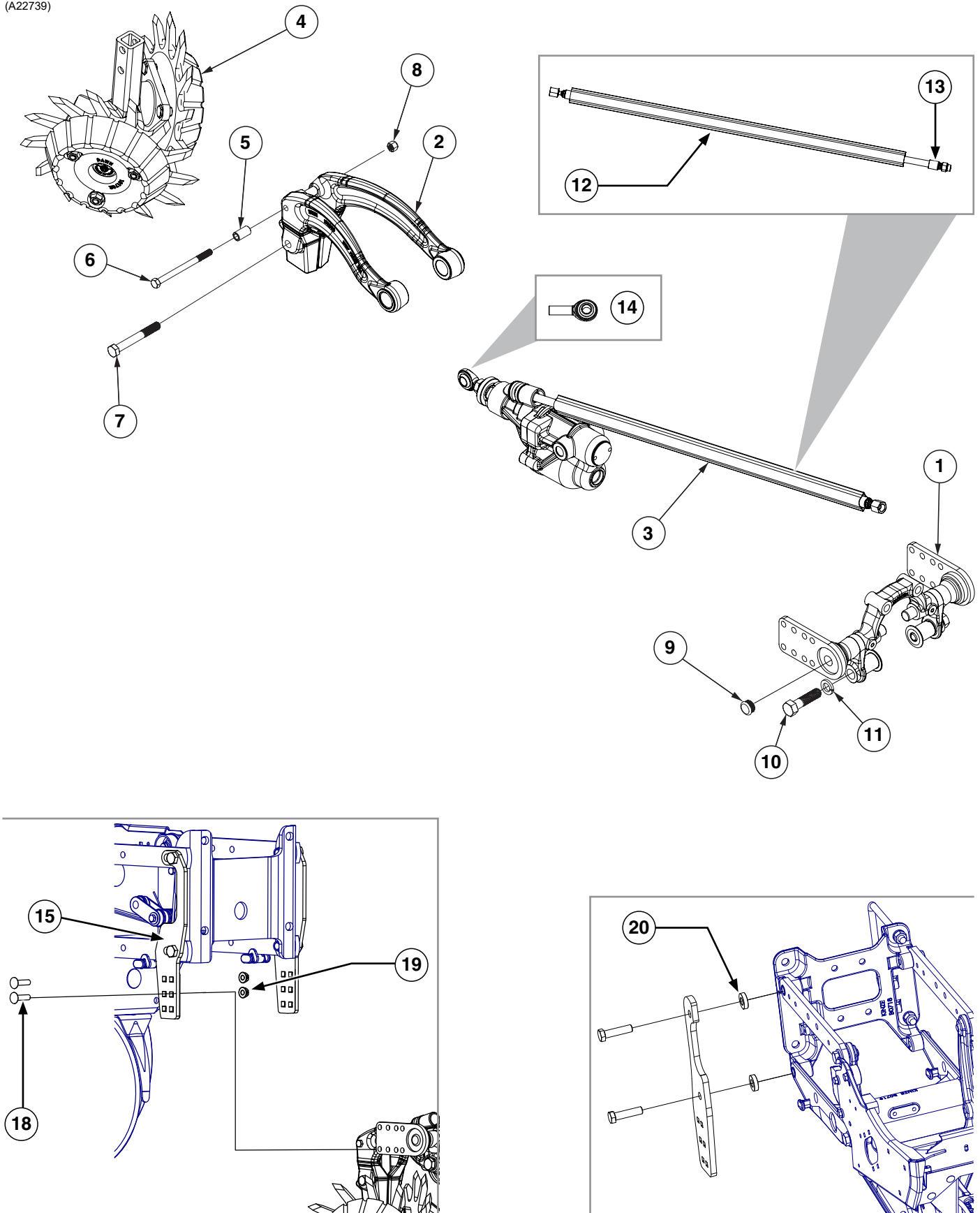
(A15475)



## Granular Chemical Meter Assembly (Electric Drive)

ITEM	PART NO.	QTY. (Per Row)	DESCRIPTION
1	GA15473	1	Step Motor, 3.5 AMP
2	GA24364	1	Flow Sensor
3	GD22695	1	Bearing Sleeve, 3/8" O.D. x 1/4" I.D. x 1/4"
4	GD22696	2	Flange Bearing, 1/4" O.D. x 3/16" I.D. x 3/8"
5	GD29492	1	Gear
6	GD29491	1	Drive Shaft
7	GB0577	1	Motor Cover
8	---	-	---
9	GD28515	1	O-Ring
10	G10260	2	Hex Socket Head Cap Screw, 1/4"-20 x 1/2"
11	G11447	4	Hex Button Head Cap Screw, #10-24 x 5/8"
12	GB0579	1	Insecticide Impeller
13	G11445	4	Hex Locknut, #10-24
14	GA18195	1	Insecticide Housing
15	G10261	4	Hex Button Head Cap Screw, #10-32 x 3/8"
16	GA18814	1	Insecticide Mount
17	GD27021	1	Submount Plate
18	GR1292	6	Hex Socket Button Head Cap Screw, No. 8-32 x 1/2"
19	G10531	4	Wing Nut W/Nylon Insert, 1/4"-20
20	G11202	6	Lock Nut W/Nylon Insert, No. 8-32, Stainless Steel
21	G11687	1	Spring Slot Pin
22	GA20710	1	Granular Chemical Motor ESD Drain Harness


(A22739)





ITEM	PART NO.	QTY. (per row)	DESCRIPTION
1	GA22722	1	Yoke Assembly (Includes Items 9-11)
2	GA22720	1	GFX Wishbone (Includes Items 5-8)
3	GA22721	1	GFX Cylinder (Includes Items 12-13)
4	GA22723	1	Residue Wheel Stem Assembly
5	GD32516	1	Spacer
6	G11820	1	Hex Head Cap Screw, 3/8"-16 x 5", Grade 8
7	G10035	1	Hex Head Cap Screw, 1/2"-13 x 4"
8	G10108	1	Lock Nut, 3/8"-16
9	GD32360	2	Plug, 7/8"
10	GD33515	2	Hex Head Cap Screw, 5/8"-11 x 2 1/2", Grade 5
11	G10230	2	Lock Washer, 5/8"
12	GA22812	1	Hydraulic Hose Sleeve
13	GA22811	1	Hydraulic Hose, 36"
14	GA22810	1	Spherical Bearing
15	GD32454	-	Mounting Bracket
16	GD32463	1	Spacer, 1/2"
17	GD32362	1	Spacer, 5/8"
18	G11815	4	Carriage Bolt, 7/16"-14 x 1 1/2", Grade 8
19	G11816	4	Flange Nut, 7/16"-14
20	GD32458	4	Mounting Bracket Spacer
A	GA22739	-	R.H. Row Cleaner Assembly
B	GA22740	-	L.H. Row Cleaner Assembly

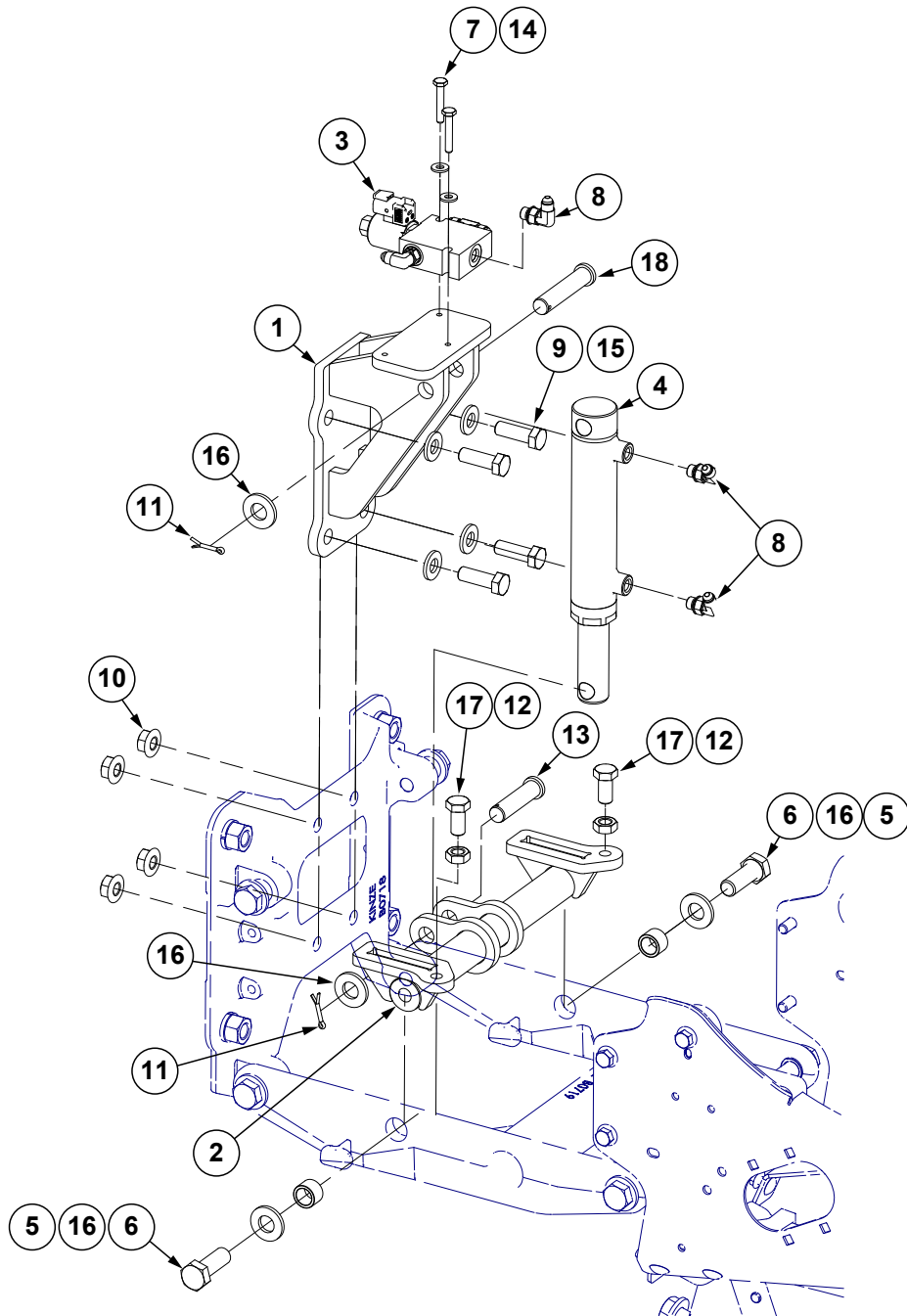
(A22818)



ITEM	PART NO.	QTY.	DESCRIPTION
1	G11391	1	Flat Washer, 5/8" SAE
2	G10007	1	Hex Head Cap Screw, 5/8"-11 x 1 1/2"
3	G10071	3	Serrated Flange Nut, 1/2"-13
4	G10053	3	Hex Head Cap Screw, 1/2"-13 x 2 1/2"
A	GA22818	-	Residue Wheel/Hub Assembly (Items 1-4)

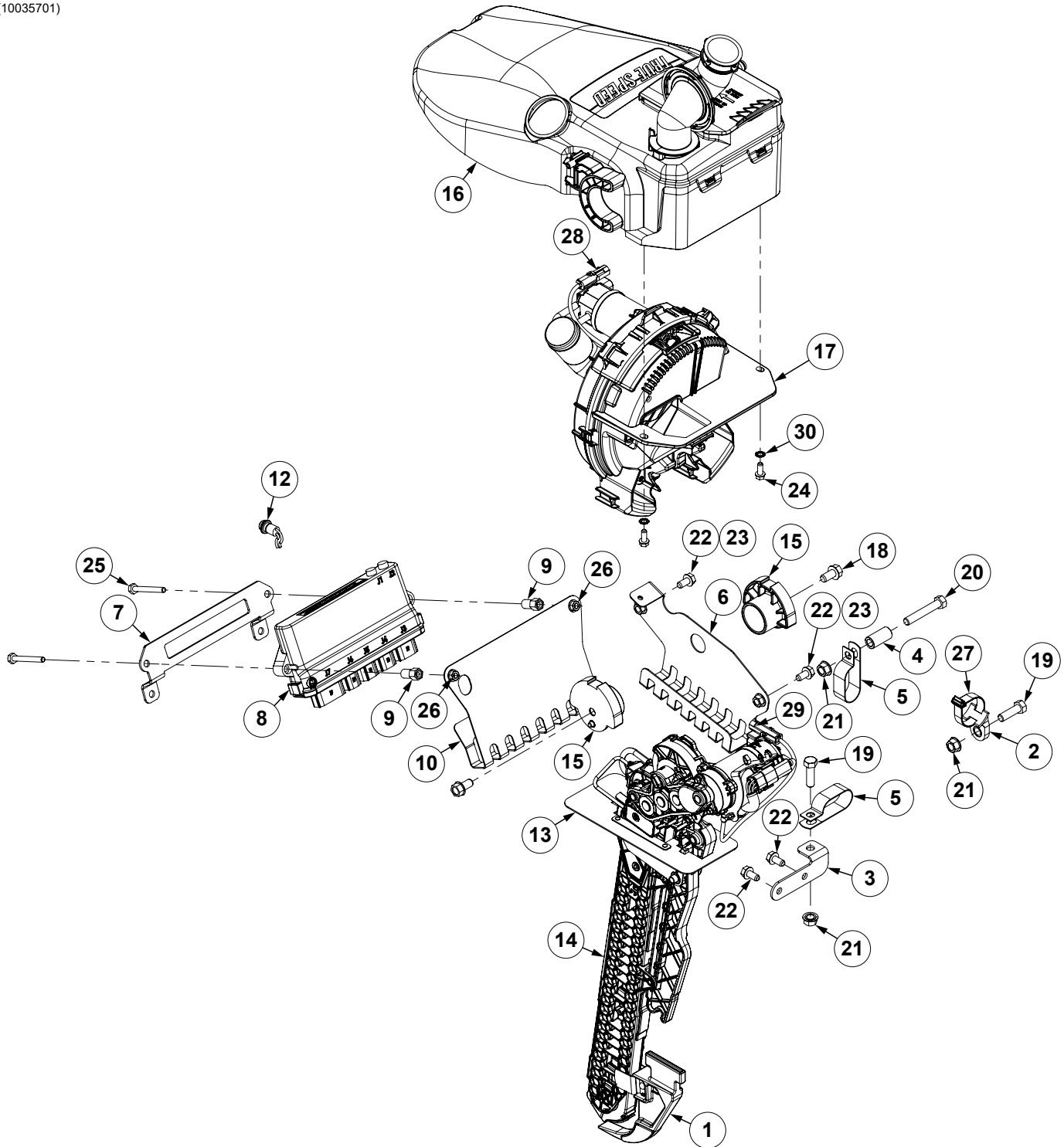
**This page left blank intentionally.**

(A25518)



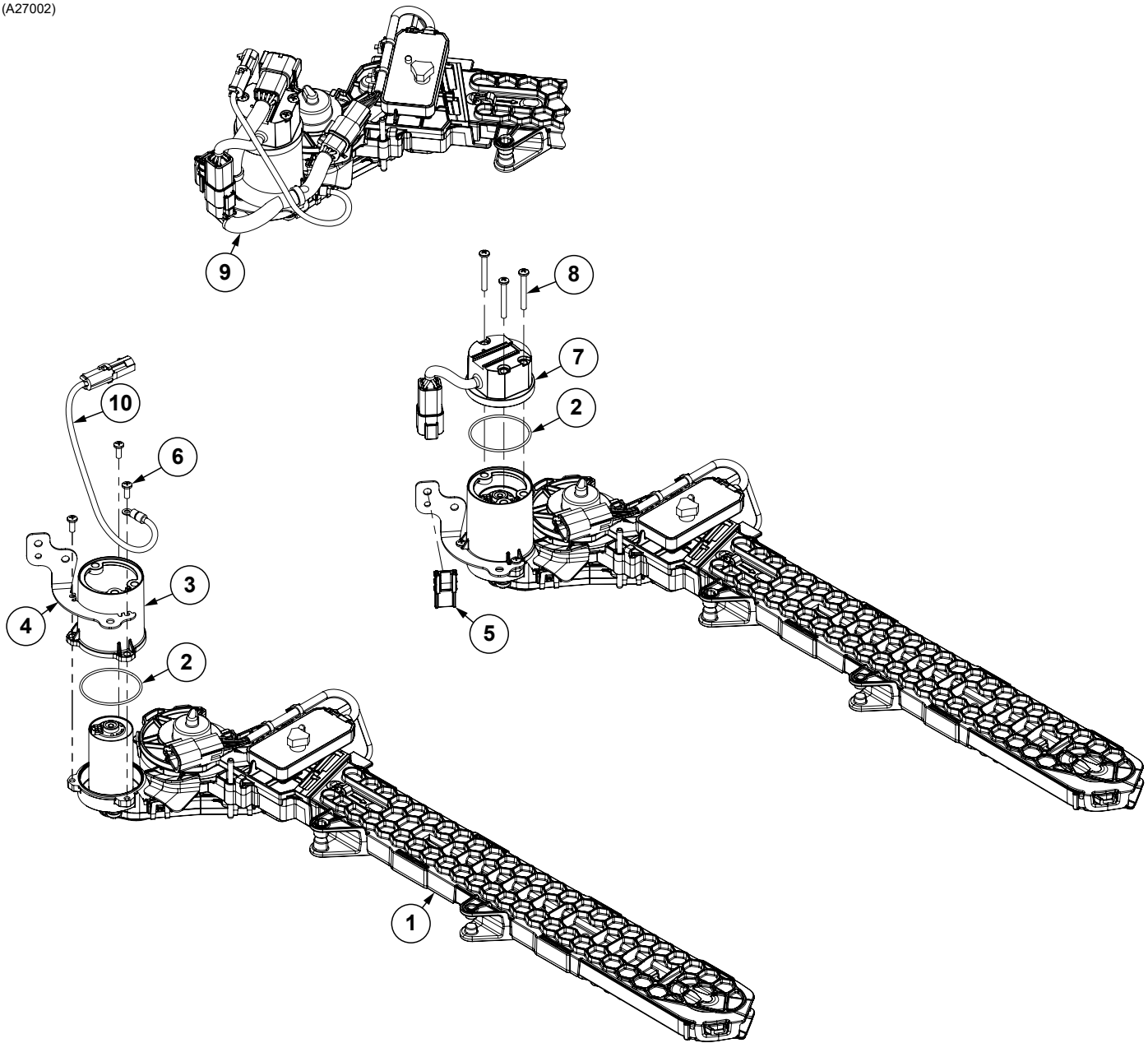
ITEM	PART NO.	QTY. (per row)	DESCRIPTION
1	GA25260	1	Row Unit Upper Mounting Tang
2	GA25259	1	Row Unit Lower Mounting Tang
3	---	1	<a href="#">See "Row Unit Control Block, Pull Row Units" on page P255</a>
4	GA25261	1	<a href="#">See "Hydraulic Down Force Cylinder" on page P216</a>
5	GB0218	2	Bushing, 2 <sup>1</sup> / <sub>32</sub> " I.D. x 7/8" O.D. x 1 <sup>9</sup> / <sub>32</sub> " Long
6	GD28420	2	Hex Head Cap Screw, 5/8"-11 x 1 <sup>3</sup> / <sub>4</sub> ", Grade 5
7	GD35459	2	Hex Head Cap Screw, 1/4"-20 x 1 <sup>1</sup> / <sub>2</sub> ", Grade 5
8	G6801-04-04	3	90° Adjustable Elbow, 7/16"-20
9	G10017	4	Hex Head Cap Screw, 1/2"-13 x 1 <sup>1</sup> / <sub>2</sub> "
10	G10071	4	Serrated Flange Nut, 1/2"-13
11	G10451	2	Cotter Pin, 1/8" x 1"
12	G10501	2	Hex Jam Nut, 1/2"-13, Grade 2
13	G10564	1	Clevis Pin, 5/8" x 2 <sup>1</sup> / <sub>2</sub> "
14	G11385	2	Flat Washer, 1/4" SAE
15	G11389	4	Flat Washer, 1/2" Plated SAE
16	G11391	4	Flat Washer, 5/8" SAE
17	G10014	2	Hex Head Cap Screw, 1/2"-13 x 1"
18	G11875	1	Clevis Pin, 5/8" x 3"

(10035701)



ITEM	PART NO.	QTY.	DESCRIPTION
1	G10418801	1	Disc Opener Scraper
2	G10088301	1	Cable Tie Mount, 3/8"
3	G10080901	1	Wiring Hanger
4	GD2971-30	1	Sleeve, 5/8" O.D. x .385 I.D. x 1 1/4"
5	GD35449	2	Double Tube Clamp, 1"
6	G10083401	1	Wiring Hanger
7	G10084301	1	IPN Bracket, 4K Row Unit
8	GA25949	1	IPN Module Assembly
9	GD35609	2	Hex Standoff
10	G10085701	1	IPN Wire Shield, 4K Row Unit
11	---	---	---
12	GA15485	1	Button
13	GA27008	1	Seed Delivery Rail
	GD36951	-	Seed Delivery Spring (Included W/GA27008)
	G11996	-	Slotted Spring Pin, 3/16" x 2 1/4"
14	---	1	<a href="#">See "True Speed Seed Delivery System W/Driver" on page P51</a>
15	GB1272	2	Hopper Mount
16	---	1	<a href="#">"See "True Speed Mini-Hopper" on page P63</a>
17	---	1	<a href="#">"See "True Speed Seed Meter" on page P57</a>
18	G11123	2	Hex Serrated Flange Cap Screw, 3/8"-16 x 3/4"
19	G10004	2	Hex Head Cap Screw, 3/8"-16 x 1 1/4"
20	G10939	1	Hex Head Cap Screw, 3/8"-16 x 2 1/4"
21	G10622	3	Serrated Flange Nut, 3/8"-16
22	G11560	4	Hex Socket Flange Cap Screw, 5/16"-18 x 5/8", Grade 5
23	G10620	2	Serrated Flange Nut, 5/16"-18
24	G10960	2	Hex Non-Serrated Flange Cap Screw, 1/4"-20 x 5/8", Grade 5
25	G10265601	2	Hex Head Cap Screw, 1/4"-20 x 2 1/4", Grade 5
26	G10621	2	Serrated Flange Nut, 1/4"-20
27	G10176901	1	Cable Tie, 1/2" x 12" (Black)
28	G10213601	1	True Speed ESD Ground Strap Harness
29	G10213602	1	True Speed ESD Ground Strap Harness
30	G11249	2	External Tooth Washer, 1/4"

(A27002)

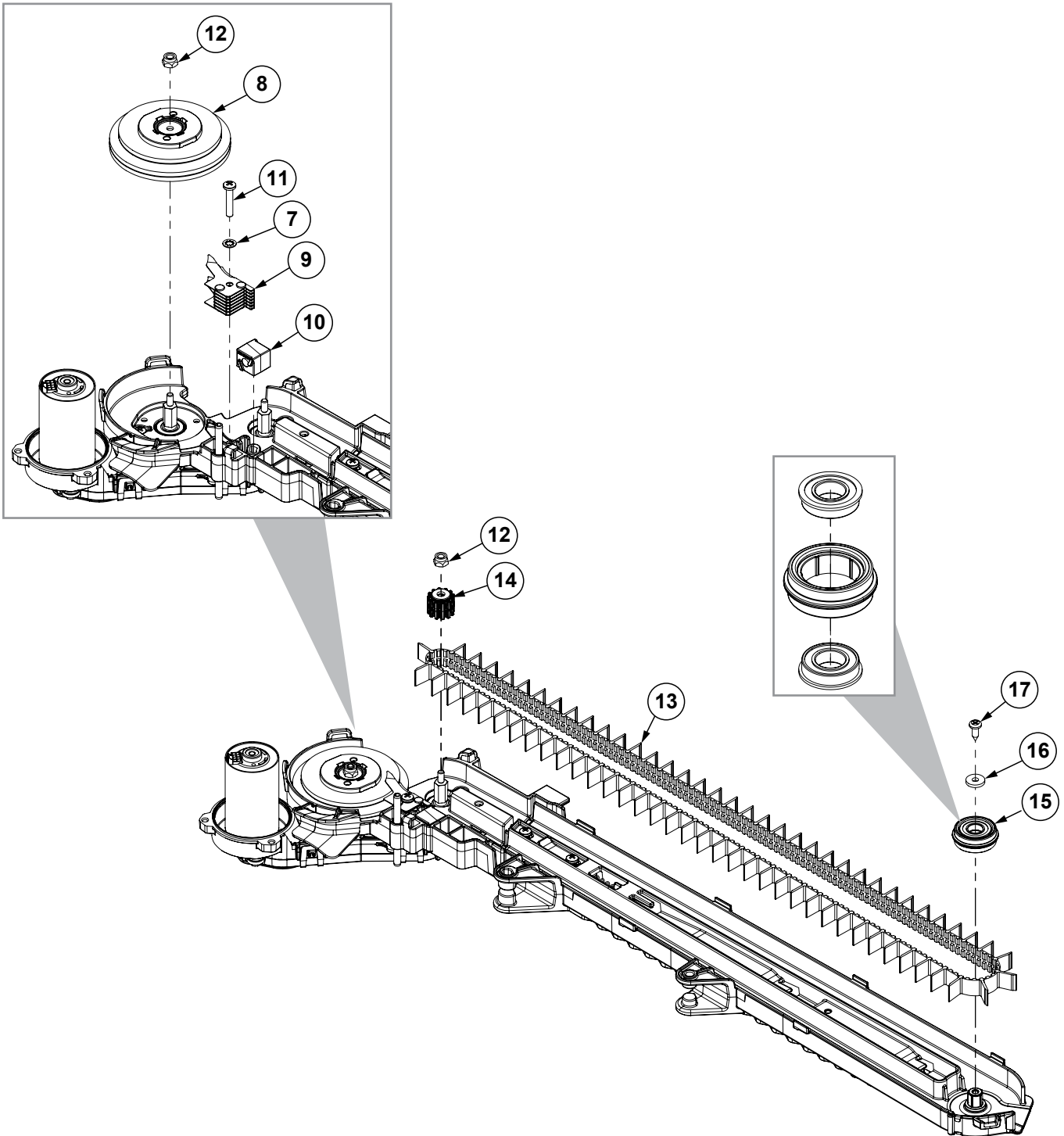


ITEM	PART NO.	QTY.	DESCRIPTION
1	GA27001	1	<a href="#">See "True Speed Seed Delivery System Assembly" on page P53</a>
2	GB1291	2	O-Ring
3	GB1289	1	BLDC Cover Housing
4	GD36961	1	Harness Routing Bracket
5	GD26293	-	Attachment Clip
6	G11981	-	Phillips Pan Head Machine Screw, #8-32 x 1/2"
7	G10429001	1	Motor Driver Assembly
8	G11960	3	Phillips Pan Head Machine Screw #8-32 x 1/2", Stainless Steel
9	GA26980	1	True Speed Seed Tube
10	G10213502	1	True Speed ESD Ground Strap Harness
A	G10749X	-	Seed Delivery System W/Driver (Items 1-10)

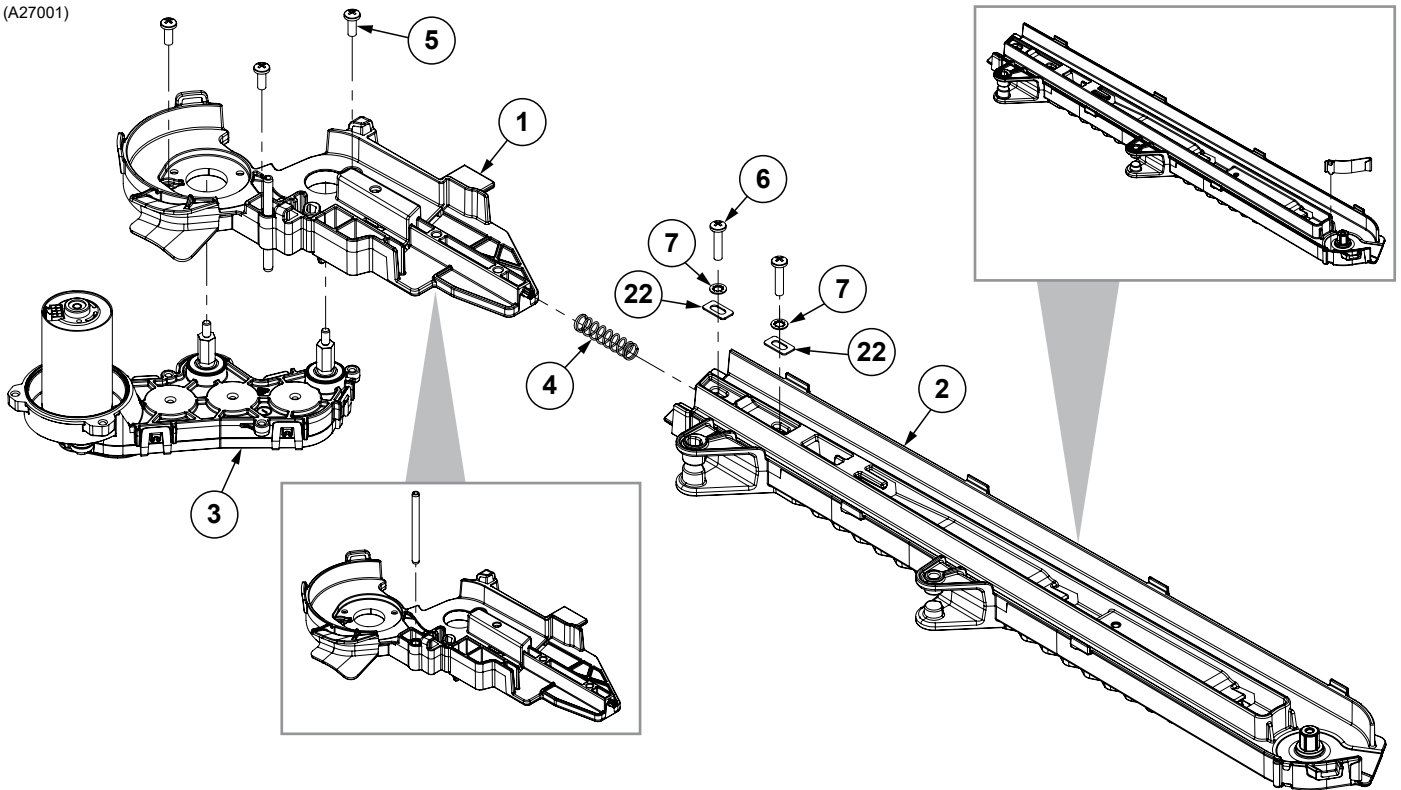


**This page left blank intentionally.**

(A27001)

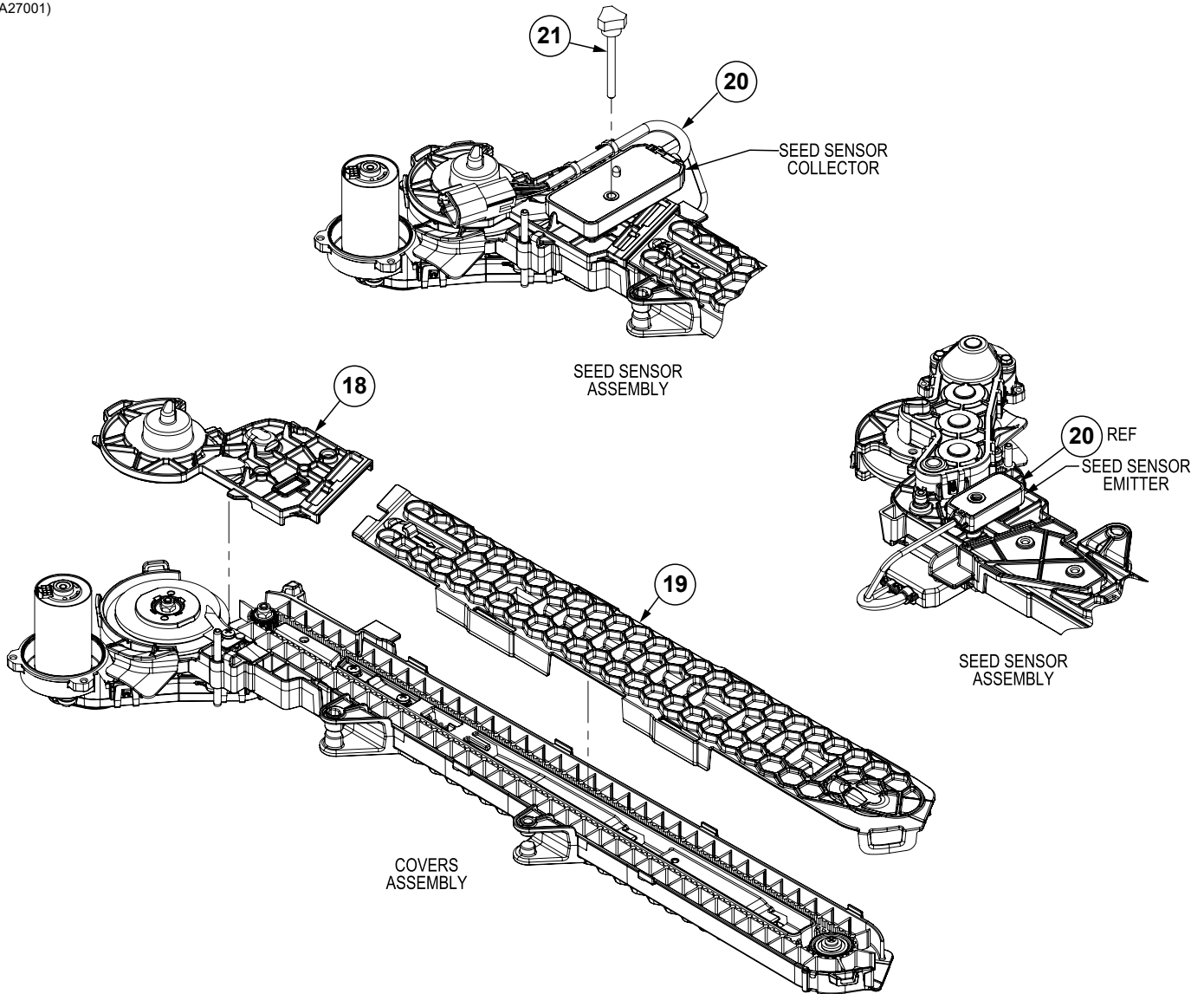


(A27001)



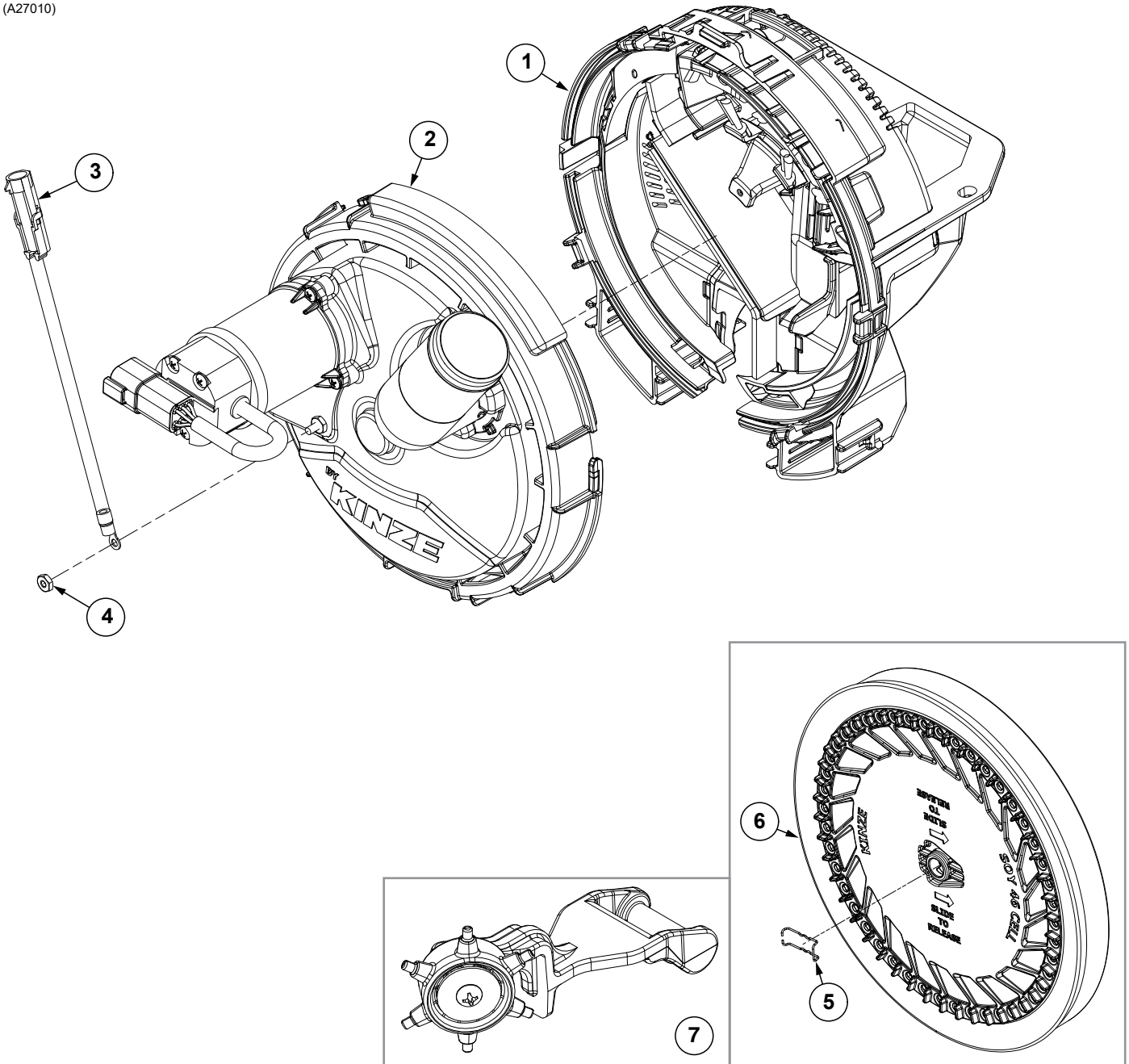
Continued on following pages.

(A27001)



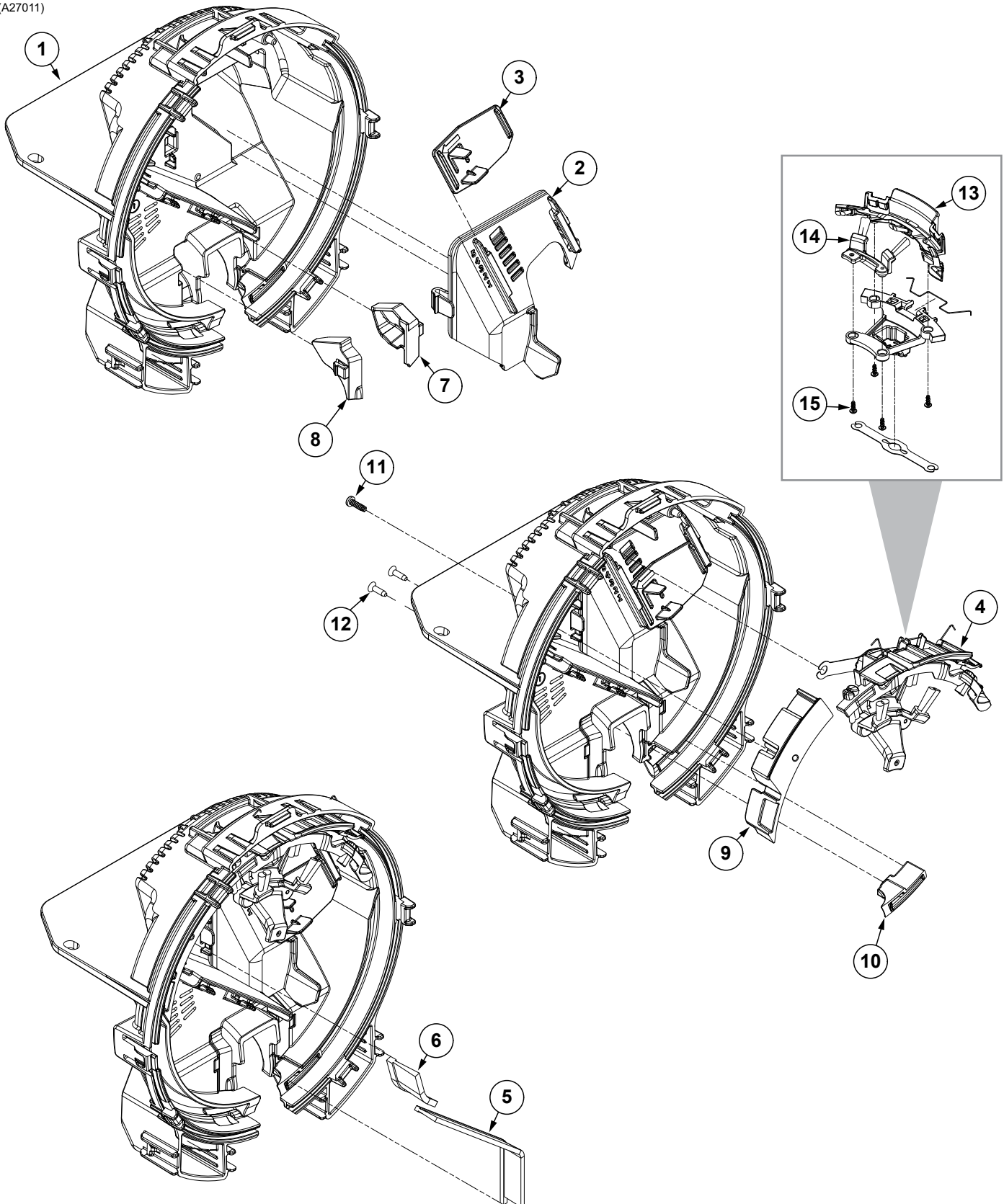
ITEM	PART NO.	QTY.	DESCRIPTION
1	GA27133	1	Seed Delivery Upper Housing Assembly
	G10208201	1	Seed Delivery Upper Housing (Included W/GA27133)
	G11996	1	Spring Slot Pin, 3/16" x 2 1/4" (Included W/GA27133)
2	GA27084	1	Seed Delivery Lower Housing Assembly
	GB1250	1	Seed Delivery Lower Housing (Included W/GA27084)
3	GA27006	1	Seed Delivery Gearcase Assembly
4	GD36938	1	Belt Tensioner Spring
5	G11986	3	Phillips Pan Head Machine Screw, No. 8-32 x 7/16"
6	G11067	2	Phillips Pan Head Machine Screw, No. 8-32 x 3/4", Stainless Steel
7	G11995	3	Internal Tooth Washer, No. 8, Stainless Steel
8	GA27005	1	Brush Wheel Assembly
9	GA27004	1	Stripper Wheel Comb Assembly
10	GB1257	1	Seed Relief Scrubber
11	G10425701	1	Phillips Pan Head Machine Screw, No. 8-32 x 7/8", Black Oxide
12	G11202	2	Lock Nut W/Nylon Insert, No. 8-32, Stainless Steel
13	GB1256	1	Seed Delivery Belt
14	GB1254	1	Belt Drive Sprocket
15	GA27134	1	Seed Delivery Idler Pulley Assembly
	GB1255	1	Seed Deliver Idler Pulley (Included W/GA27134)
16	G10425501	1	Washer, 12 MM O.D. x 4.3MM I.D. x 1MM
17	G10425401	1	Phillips Flat Head Tapping Screw, No. 8-18 x 1/2"
18	G10208301	1	Seed Delivery Upper Cover
19	GB1251	1	Seed Delivery Lower Cover
20	GA27003	1	Seed Sensor Assembly
21	G10230701	1	Hex Socket Head Cap Screw, No. 10-24
	G10060301	1	Knob, No. 10
22	G10366201	2	Slotted Rectangular Washer
A	GA27001	1	Seed Delivery System Assembly, Items 1-21

(A27010)



ITEM	PART NO.	QTY.	DESCRIPTION
1	---	1	<a href="#">See "True Speed Meter Housing" on page P59</a>
2	---	1	<a href="#">See "True Speed Meter Cover" on page P61</a>
3	G10213501	1	Only applicable W/True Speed Meter W/Driver
4	G10928	1	Only applicable W/True Speed Meter W/Driver
5	GD36958	1	Seed Disc Retention Clip (Included W/Item 6)
6	G10892X	-	Seed Disc, Corn, 32 Cell (Light Blue Color-Coded) and Ejector Assembly
	G10894X	-	Seed Disc, Soybean, 46 Cell (Black Color-Coded) and Ejector Assembly
	G10893X	-	Seed Disc, Soybean, 92 Cell (Black Color-Coded) and Ejector Assembly
	G10992X	-	Seed Disc, Cotton, 46 Cell (Green Color-Coded) and Ejector Assembly
	G10860X	-	Seed Disc, Sugar Beets/Milo, 46 Cell (Orange Color-Coded) and Ejector Assembly
7	G10177501	-	Ejector Assembly, 32 Cell Corn (Included W/G10892X)
	G10177701	-	Ejector Assembly, 46 Cell Soybean (Included W/G10894X)
	G10177601	-	Ejector Assembly, 92 Cell Soybean (Included W/G10893X)
	GA27002	-	Ejector Assembly, 46 Cell Cotton (Included W/G10992X)
	GA27023	-	Ejector Assembly, 46 Cell Sugar Beets (Included W/G10860X)
A	G10750X	1	True Speed Meter W/Driver Assembly, Items 1-4

(A27011)

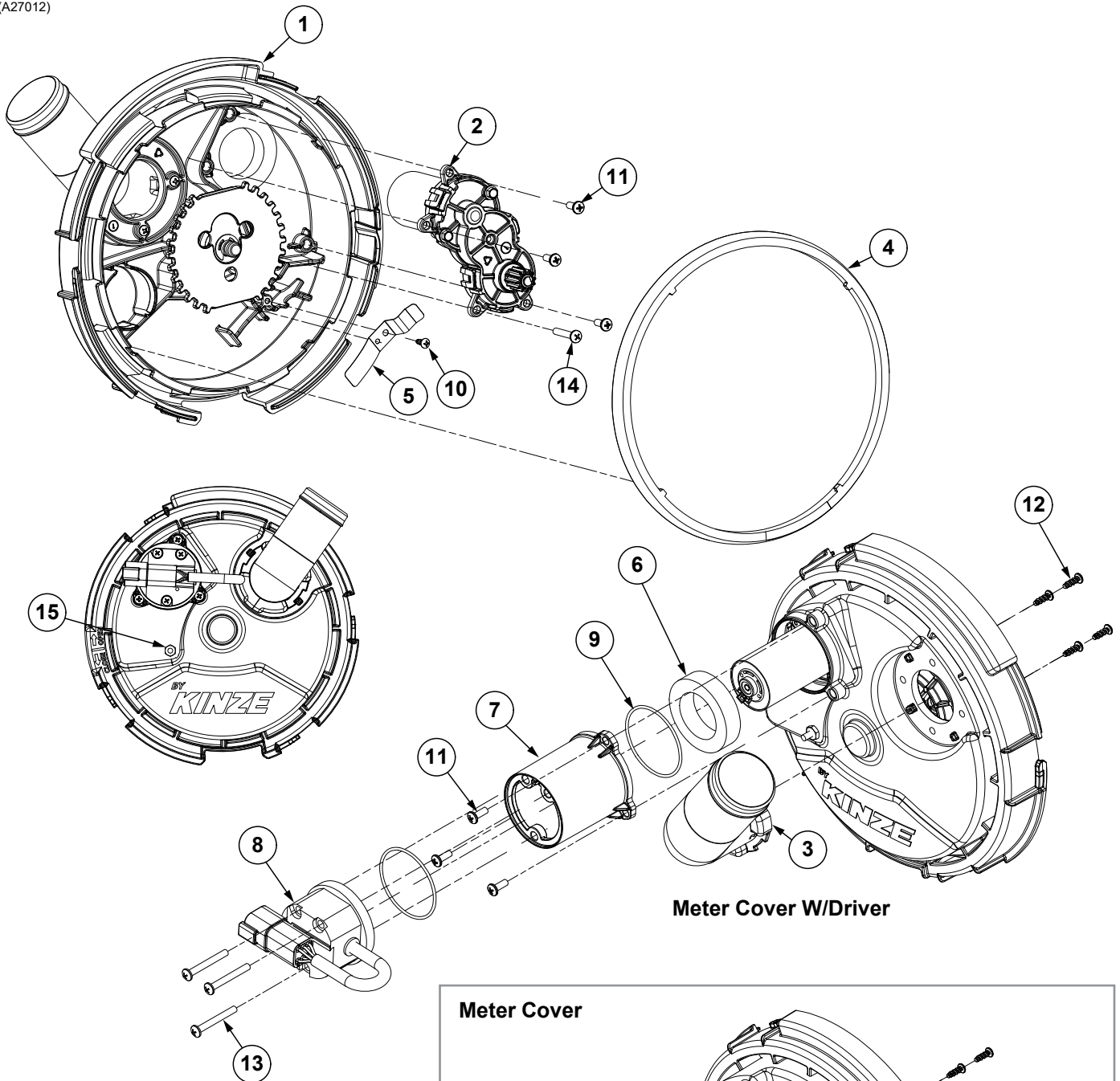




---

ITEM	PART NO.	QTY.	DESCRIPTION
1	G10208401	1	Meter Housing
2	GB1275	1	Meter Baffle
3	GB1276	1	Door Baffle
4	GA27013	1	Singulator Assembly (Includes Items 13-14)
5	GD36954	1	Meter Wall Brush, Small
6	G10459801	1	Meter Wall Brush, Large
7	GB1307	1	Meter Housing Plug
8	GB1306	1	Meter Housing Plug
9	G10153101	1	Upper Seed Relief Insert
10	G10156901	1	Lower Seed Relief Insert
11	G11556	1	Phillips Pan Head Tapping Screw, 6-19 x 1/2"
12	G10181201	3	Phillips Pan Head Tapping Screw, No. 6-19 x 1/2"
13	GA27015	1	Outer Singulator Brush (Included W/Item 4)
14	GA27014	1	Inner Singulator Brush (Included W/Item 4)
15	G11619	4	Phillips Pan Head Tapping Screw, No. 6-19 x 3/8"

(A27012)

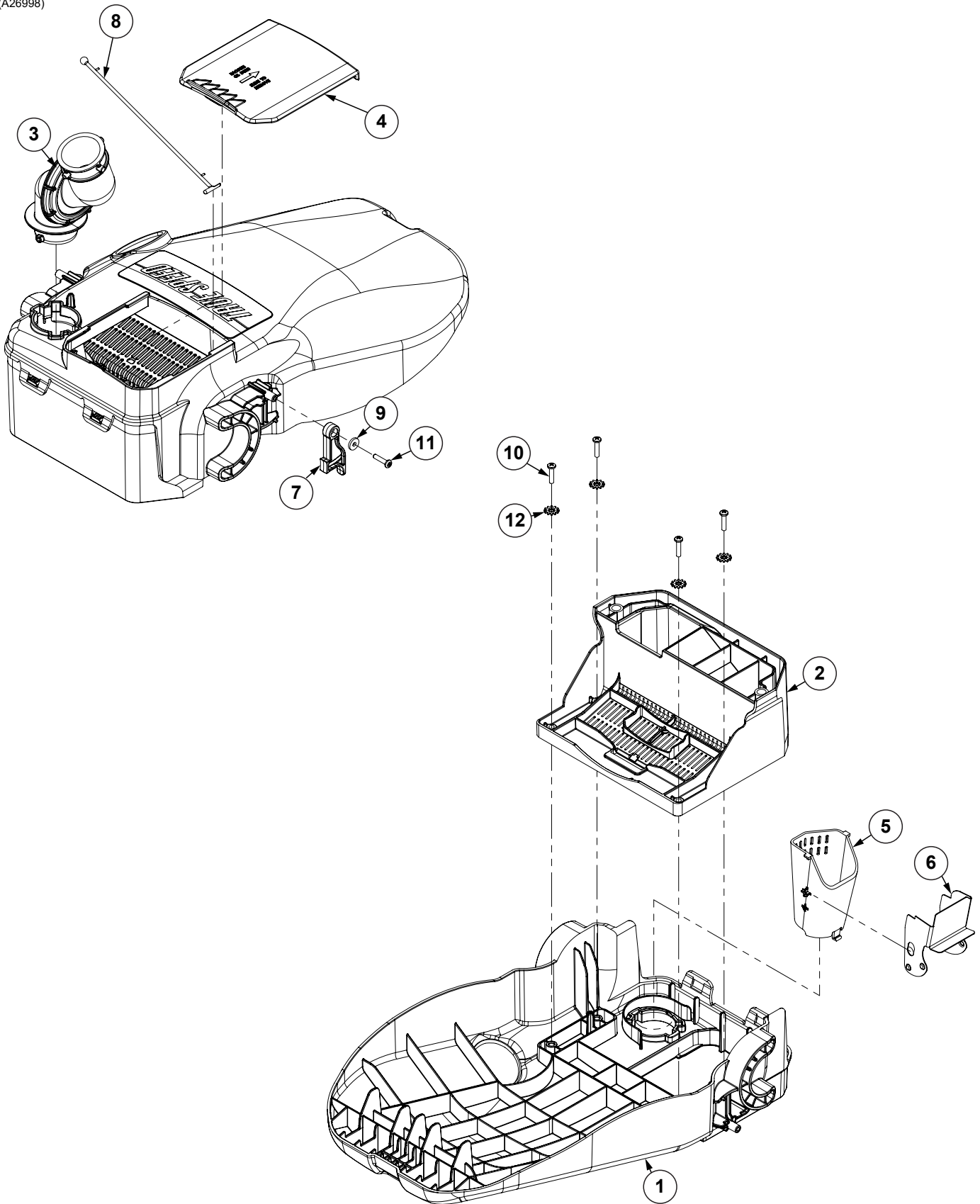


Meter Cover W/Driver

Meter Cover

ITEM	PART NO.	QTY.	DESCRIPTION
1	G10320401	1	Meter Cover W/Bearing Assembly
2	GA27017	1	Meter Gearcase Assembly
	GA27007	-	BLDC Motor (Included W/GA27017)
	GB1288	-	Meter Pinion Gear (Included W/GA27017)
	G11994	-	External Side Mount Retaining Ring (Included W/GA27017)
	G11989	-	Hex Serrated Flange Machine Screw, No. 6-32, Grade 2 (Included W/GA27017)
3	GB1281	1	Vacuum Elbow
4	GB1282	1	Meter Seal
5	GD36959	1	Ejector Arm Retention Spring
6	G10108302	1	Motor Foam Seal
7	GB1289	1	BLDC Cover Housing
8	G10429001	1	Motor Driver Assembly
9	GB1291	2	O-Ring
10	G11619	1	Phillips Pan Head Tapping Screw, No. 6-19 x 3/8"
11	G11986	6	Phillips Pan Head Machine Screw, No. 8-32 x 7/16"
12	G11578	4	Phillips Pan Head Tapping Screw, No. 8-18 x 1/2"
13	G11297	3	Phillips Pan Head Machine Screw #8 - 32 x 1 3/8", Stainless Steel
14	G11201	1	Phillips Pan Head Machine Screw, No. 8-32 x 1", Stainless Steel
15	G10928	1	Hex Nut, No. 8-32, Stainless Steel

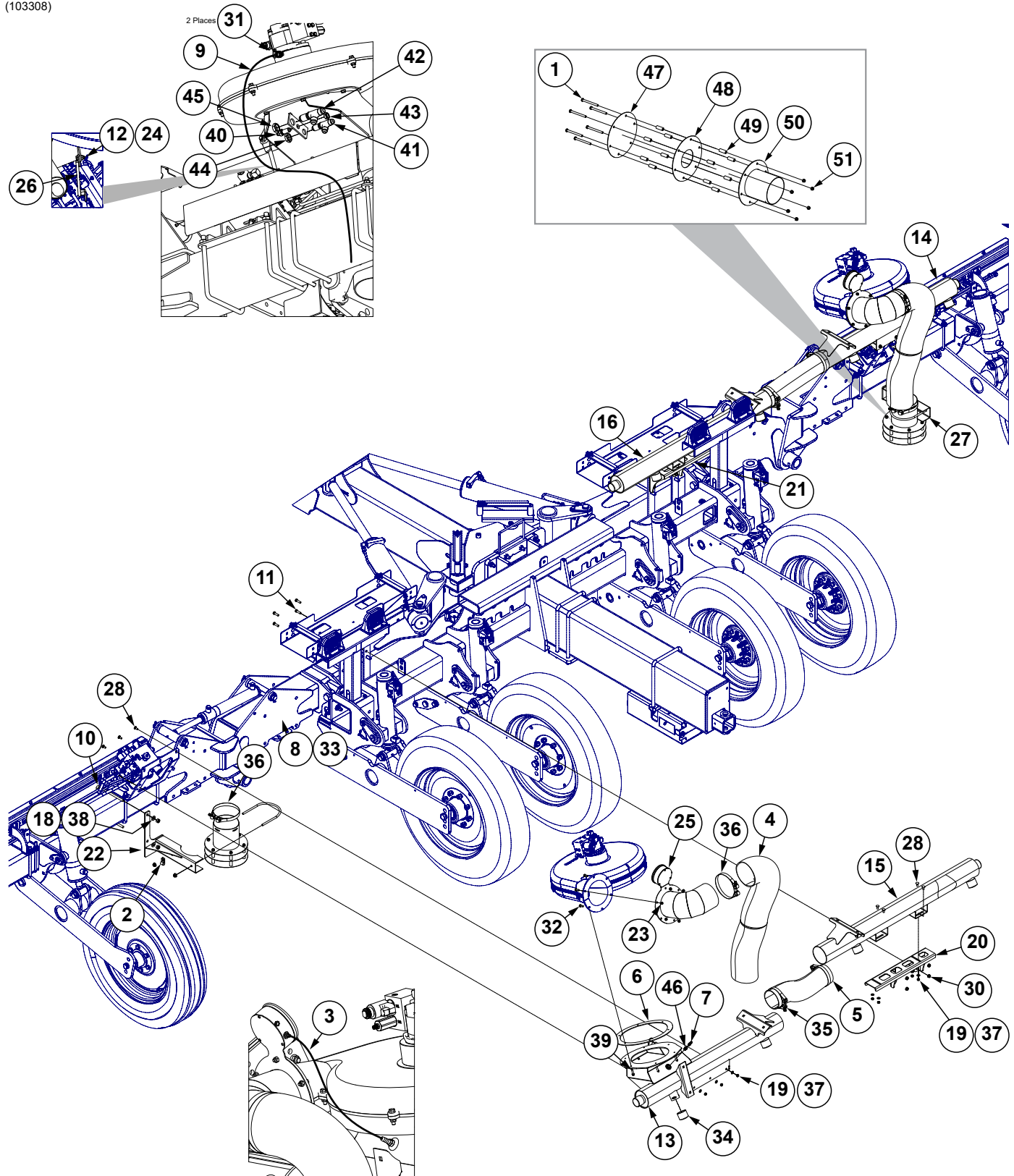
(A26998)



---

ITEM	PART NO.	QTY.	DESCRIPTION
1	G10201004	1	Mini-Hopper Cover
2	GB1240	1	Mini-Hopper
3	GA26999	1	Bulk Fill Swivel Inlet
4	GB1242	1	Mini-Hopper Lid
5	G10506301	1	Bulk Fill Diffuser
6	G10199801	1	Diffuser Door
7	GB1246	1	Hopper Latch
8	GB1247	1	Tether
9	G11983	1	Flat Washer, No. 8
10	G11067	4	Phillips Pan Head Machine Screw, No. 8-32 x 3/4", Stainless Steel
11	G11770	1	Phillips Pan Head Tapping Screw,
12	G10931	4	Lock Washer, No. 8, Internal/External, Stainless Steel

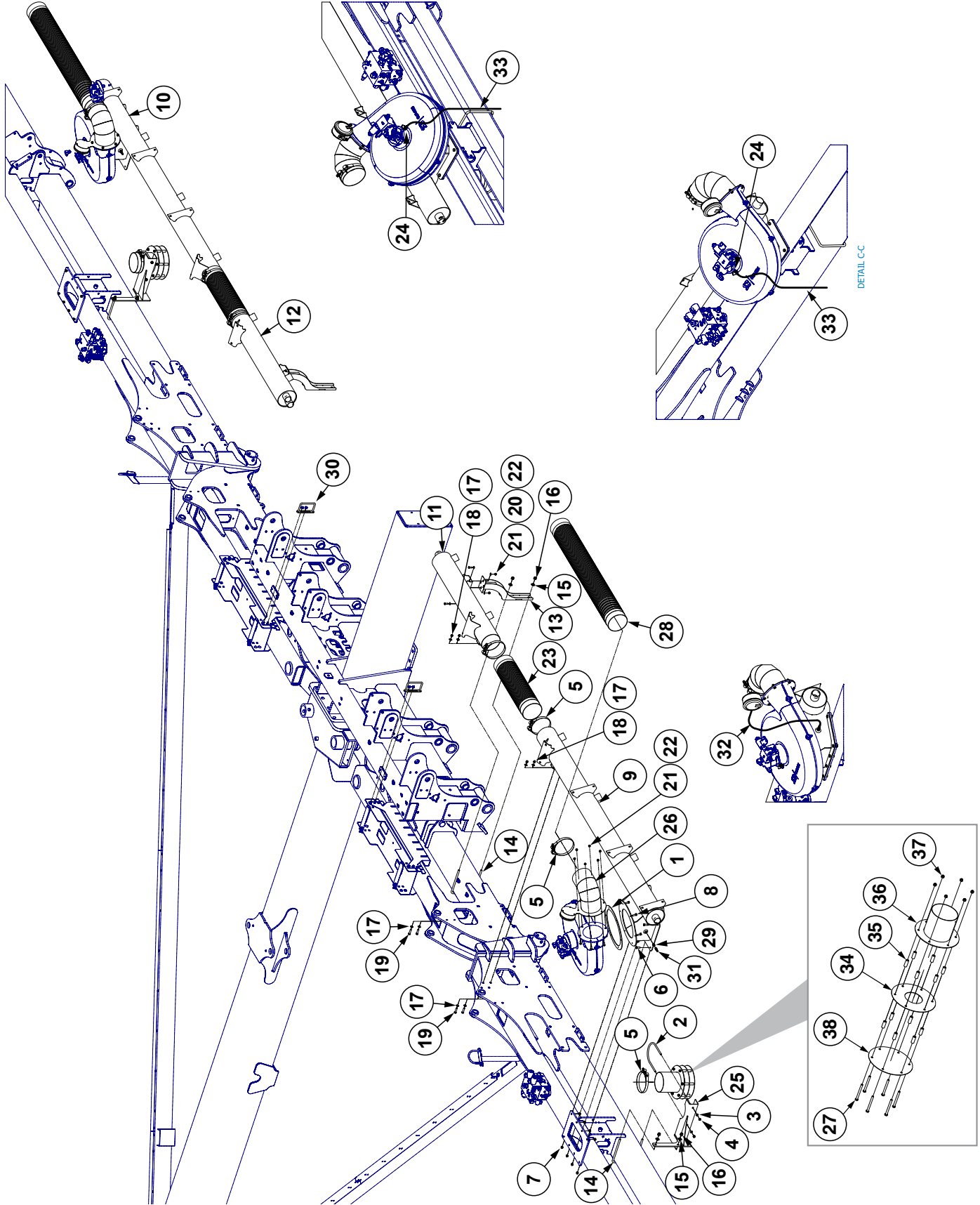
(103308)



ITEM	PART NO.	QTY.	DESCRIPTION
1	G10063	6	Hex Head Cap Screw, 3/8"-16 x 4"
2	GD13348	2	Insulated Clamp, 1 1/16"
3	GD15849-02	2	Clear Plastic Tubing, 5/16" O.D. x 120"
4	GD19658-05	2	Black Hose, 6" I.D. x 50"
5	GD19659-05	2	Black Hose, 4 1/2" I.D. x 22"
6	GD26697	2	Fan Gasket
7	GD35294	2	Hose Barb, 1/8"-27 NPTF x 3/8"
8	GD35437	2	U-Bolt, 6" x 3/8"-16
9	*D6279-05	2	Tubing, 3/8" x 60"
10	GD7145	2	U-Bolt, 7" x 7" x 1/2"-13
11	G10004	8	Hex Head Cap Screw, 3/8"-16 x 1 1/4"
12	G10037	2	Hex Head Cap Screw, 1/2"-13 X 1 1/4"
13	G10206401	1	L.H. Vacuum Manifold, 12 Row (Blue Drive) (shown)
	G10330101	-	L.H. Vacuum Manifold, 12 Row (Ground Contact/Hydraulic Drive)
	G10108901	-	L.H. Vacuum Manifold, 16 Row (Blue Drive)
	G10329901	-	L.H. Vacuum Manifold, 16 Row (Ground Contact/Hydraulic Drive)
14	G10042601	1	R.H. Vacuum Manifold, 12 Row (Blue Drive)
	G10330201	-	R.H. Vacuum Manifold, 12 Row (Ground Contact/Hydraulic Drive)
	G10108601	-	R.H. Vacuum Manifold, 16 Row (Blue Drive)
	G10330001	-	R.H. Vacuum Manifold, 16 Row (Ground Contact/Hydraulic Drive)
15	G10067501	1	L.H. Stub Wing Vacuum Tube
16	G10068201	1	L.H. Stub Wing Vacuum Tube
18	G10102	4	Hex Nut, 1/2"-13
19	G10106	14	Hex Nut, 5/16"-18
20	G10106901	1	L.H. Stub Wing Vacuum Mount, 12 Row and 16 Row
21	G10107001	1	R.H. Stub Wing Vacuum Mount, 12 Row and 16 Row
22	G10108501	1	Diffuser Bracket, 12 Row and 16 Row
23	G10109	12	Lock Nut, 5/16"-18, Grade 8
24	G10111	2	Lock Nut, 1/2"-13
25	GA21406	1	Pressure Gauge
	GR1777	1	Hose Barb, 1/8" Male NPT To 3/16" Barb
26	G10306501	2	Support Rod
27	G10167701	1	R.H. Diffuser Bracket, 12 Row (R.H. Only)
28	G10312	14	Carriage Bolt, 5/16"-18 x 3/4"
30	G10622	8	Serrated Flange Nut, 3/8"-16
31	G10681	2	Hose Clamp, No. 6
32	G10991	12	Hex Head Cap Screw, 5/16"-18 x 7/8"
33	G11091	4	Serrated Flange Nut, 3/8"-16
34	G11147	12	Cap, 2"
35	G11148	4	T-Bolt Clamp, 5"
36	G11367	4	T-Bolt Clamp 6"
37	G11386	14	Flat Washer, 5/16" SAE
38	G11389	4	Flat Washer, 1/2" Plated SAE
39	G11480	12	Hex Socket Flange Cap Screw, 5/16"-18 x 1"
40	G2700-06-06	1	Bulkhead Tube Union, 9/16"-18 Male JIC
41	G2704-08	1	Bulkhead Tee, 3/4"-16 JIC
42	G2704-10	1	Tee, 7/8"-14 JIC
43	G306-06	1	Lock Nut, 9/16"-18
44	G306-08	1	Lock Nut, 3/4"-16
45	G306-10	1	Lock Nut, 7/8"-14
46	G10041501	2	1/4" to 1/8" Plastic Reducer
47	GD35435	1	Diffuser Cap
48	GD35434	1	Diffuser Ring
49	GD2971-26	12	Sleeve, 3/8" I.D x 5/8" O.D. x 1.63" Long
50	GA25427	1	Diffuser
51	G10108	6	Lock Nut, 3/8"-16

\*Hose not stocked by Kinze repair parts, but is available in bulk (GD6279-00).

(100613)

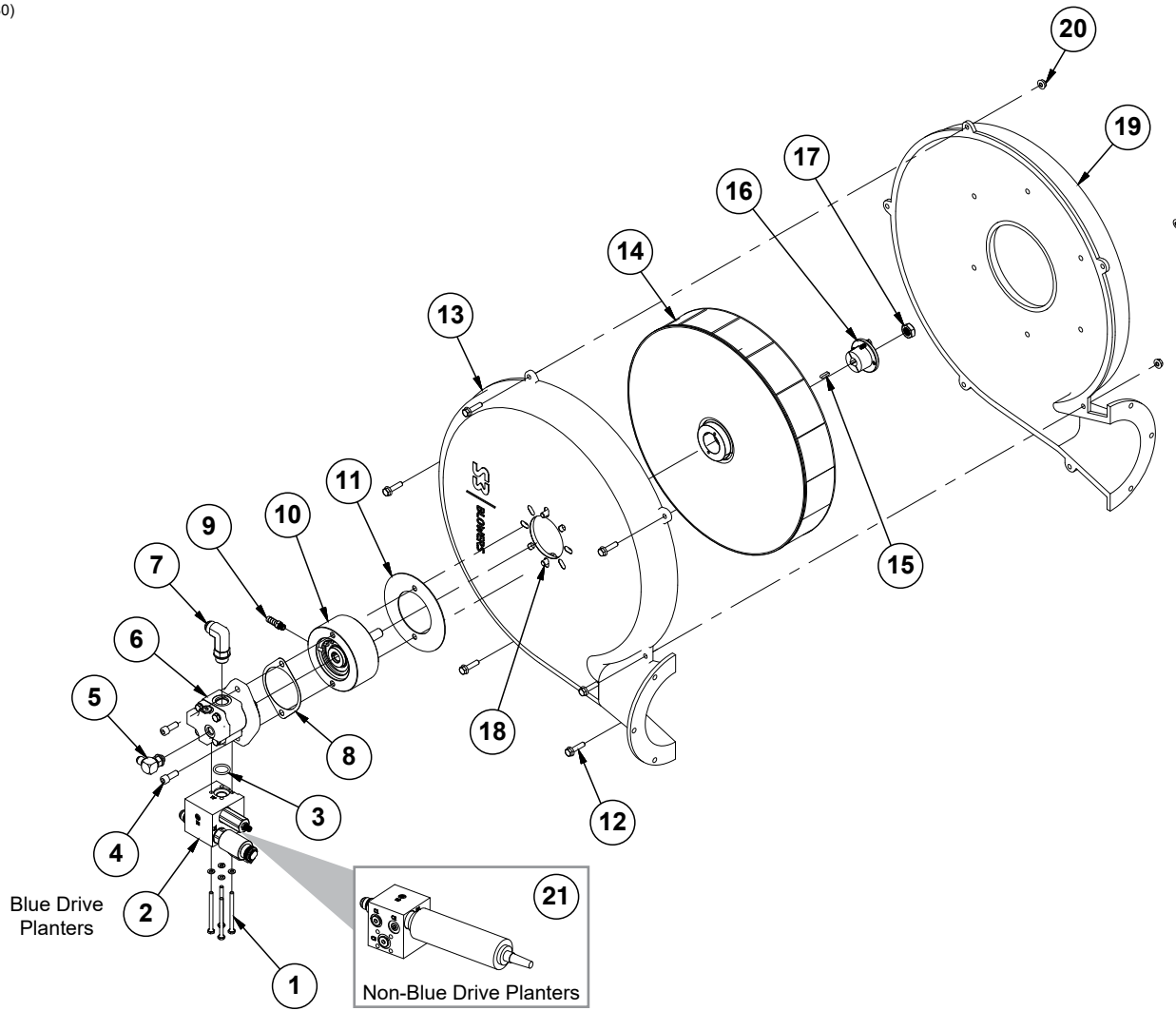




ITEM	PART NO.	QTY.	DESCRIPTION
1	GD26697	2	Fan Gasket
2	GD35437	2	U-Bolt, 6" x 3/8"-16
3	G10229	4	Lock Washer, 3/8"
4	G10101	4	Hex Nut, 3/8"-16
5	G11367	8	T-Bolt Clamp 6"
6	G10001	12	Hex Head Cap Screw, 3/8"-16 x 1"
7	G10622	16	Serrated Flange Nut, 3/8"-16
8	G11480	12	Hex Socket Flange Cap Screw, 5/16"-18 x 1"
9	G10063801	1	L.H. Outer Vacuum Manifold
10	G10062701	1	R.H. Outer Vacuum Manifold
11	G10064901	1	L.H. Inner Vacuum Manifold
12	G10065001	1	R.H. Inner Vacuum Manifold
13	G10066501	2	Center Frame Vacuum Manifold Mount
14	GD7145	4	U-Bolt, 7" x 7" x 1/2"-13
15	G11389	8	Flat Washer, 1/2" Plated SAE
16	G10111	8	Lock Nut, 1/2"-13
17	G11387	16	Flat Washer, 3/8" SAE
18	G10108	8	Lock Nut, 3/8"-16
19	G10003	8	Hex Head Cap Screw, 3/8"-16 x 1 1/2"
20	G11386	8	Flat Washer, 5/16" SAE
21	G10109	16	Lock Nut, 5/16"-18, Grade 8
22	G10991	16	Hex Head Cap Screw, 5/16"-18 x 7/8"
23	GD19658-04	2	Hose, 6" x 24"
24	G10681	2	Hose Clamp, No. 6
25	G10108501	2	Diffuser Bracket
26	GA21406	1	Pressure Gauge
	GR1777	1	Hose Barb, 1/8" Male NPT To 3/16" Barb
27	G10063	6	Hex Head Cap Screw, 3/8"-16 x 4"
28	GD19658-05	2	Black Hose, 6" I.D. x 50"
29	GD18041	2	Hex Bushing, 1/4" NPTM x 1/8" NPTF
30	G10075301	2	Hose Support
31	GD35294	2	Hose Barb, 1/8"-27 NPTF x 3/8"
32	GD15849-02	1	Clear Plastic Tubing, 5/16" O.D. x 120"
33	*D6279-05	2	Tubing, 3/8" x 60"
34	GD35434	1	Diffuser Ring
35	GD2971-26	12	Sleeve, 3/8" I.D x 5/8" O.D. x 1.63" Long
36	GA25427	1	Diffuser
37	G11347	3	Phillips Pan Head Machine Screw, No. 6-32 x 3/8", Grade 2
38	GD35435	1	Diffuser Cap

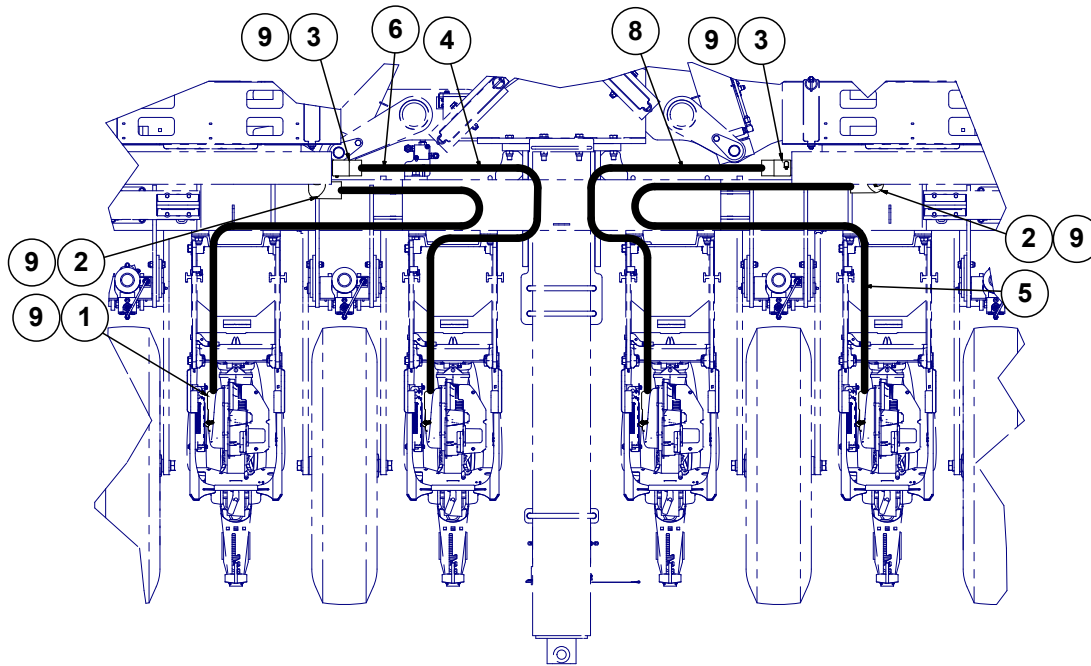
\*Hose not stocked by Kinze repair parts, but is available in bulk (GD6279-00).

(IP1680)

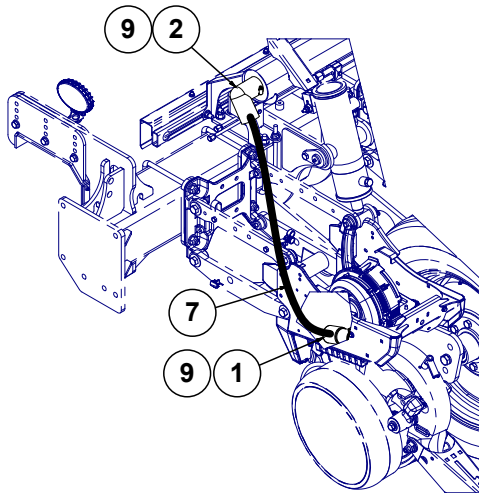


ITEM	PART NO.	QTY.	DESCRIPTION
1	G10162 G10227	4 4	Hex Head Cap Screw, ¼"-20 x 3¼" Lock Washer, ¼"
2	---	1	<a href="#">See "Vacuum/Bulk Fill Fan Control Manifold Block Assembly" on page P279</a>
3	GD30262	1	O-Ring, No. 213
4	G11261	2	Hex Socket Head Cap Screw, ⅜"-16 x 1"
5	G6801-06	1	Elbow W/O-Ring, 90°, ⅝"-18 Male JIC To O-Ring
6	G10163901 G10164001	1	Hydraulic Motor (Not used on 24 Row True Speed) Hydraulic Motor (24 Row True Speed)
7	G6801-L-10 GR1466	1 -	Long Elbow W/O-Ring, 90°, ⅞"-14 Male JIC To O-Ring O-Ring
8	GD30882	1	2-Bolt Mount Gasket
9	GD35294	1	Hose Barb, ⅛"-27 NPTF x ⅜"
10	G10075001	1	Overhung Load Adaptor
11	GD25644	1	Cover Plate
12	G11921	6	Hex Serrated Flange Cap Screw, ⅝"-18 x 1¼", Grade 5
13	G10102301	1	Vacuum Fan Drive Case
14	GA21510	1	Impellor
15	GD21300	1	Key
16	GD34103	1	Bushing
17	G11967	1	Nylon Lock Nut, ⅝"-11, Grade 8
18	G11123	2	Hex Serrated Flange Cap Screw, ⅜"-16 x ¾"
19	GD35447	1	Inlet Housing
20	G10620	6	Serrated Flange Nut, ⅝"-18
21	---	1	<a href="#">See "Vacuum Fan Control Block" on page P280</a>

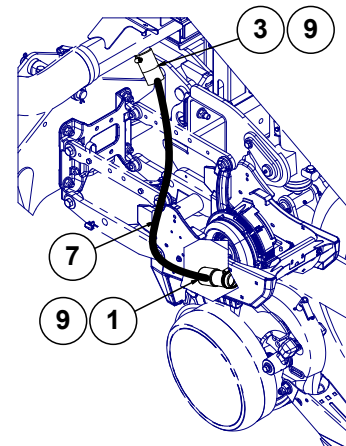
(IP1681)



Center Section of Planter



Row Units; 1 and 2

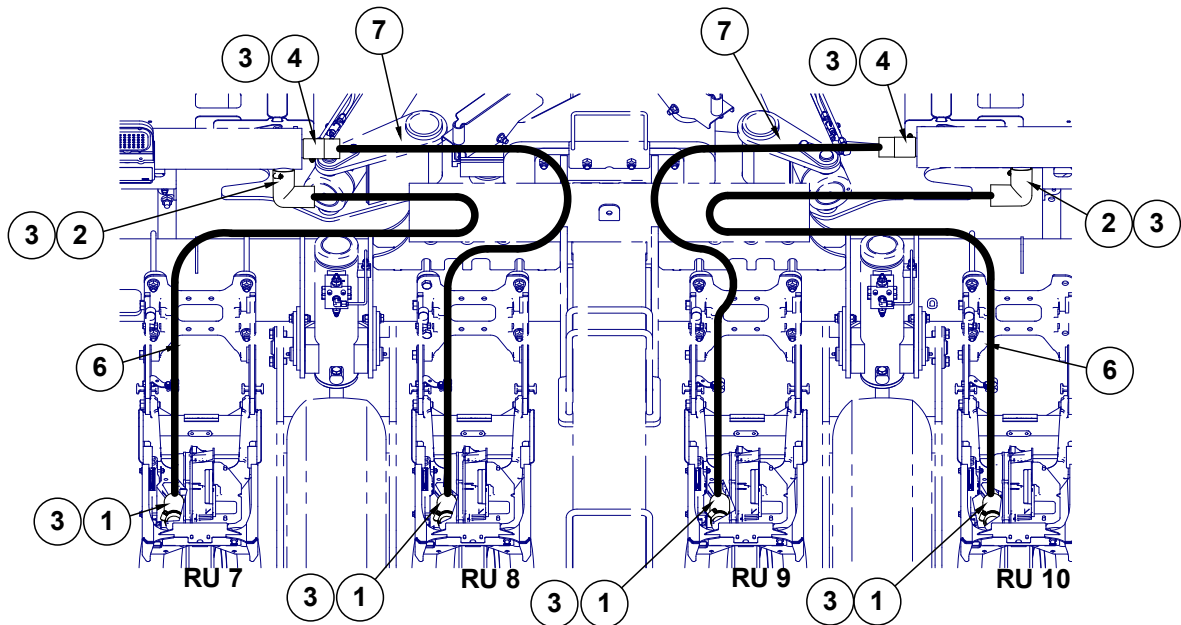


Row Units; 2, 3, 4, 9, 10, and 11

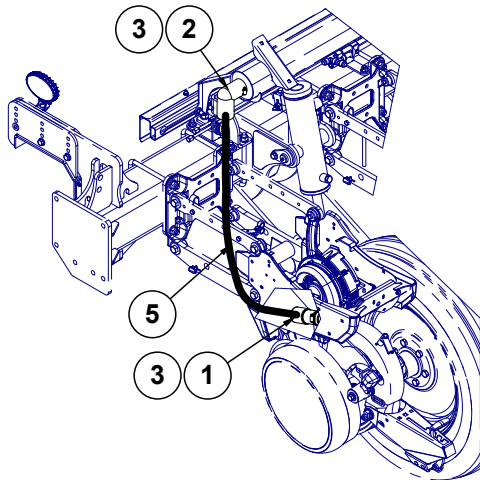
ITEM	PART NO.	QTY.	DESCRIPTION
1	GB1216	12	Screw Cuff, 1½"
2	GB1313	4	90° Elbow, 1½" Hose
3	GD31424	8	Vacuum Cuff Screw, 1½"
4	*D36495-107	1	Hose, 1½" x 107"
5	*D36495-120	1	Hose, 1½" x 120"
6	*D36495-122	1	Hose, 1½" x 122"
7	*D36495-35	8	Hose, 1½" x 35"
8	*D36495-87	1	Hose, 1½" x 87"
9	G10676	24	Hose Clamp, No. 36, Stainless Steel

\*Hose not stocked by Kinze repair parts, but is available in bulk (GD36495-600).

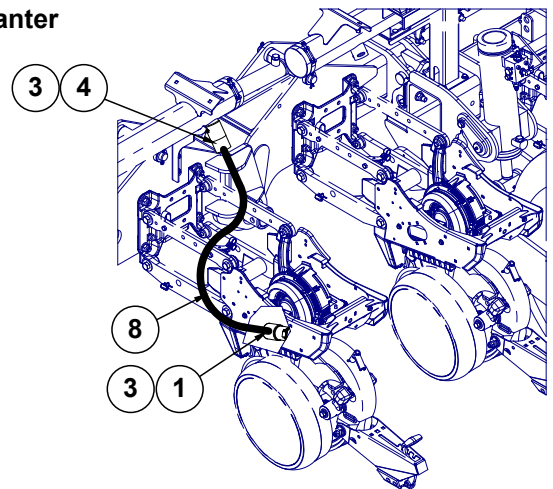
(IP1682)



Center Section of Planter



Row Units; 1 and 16

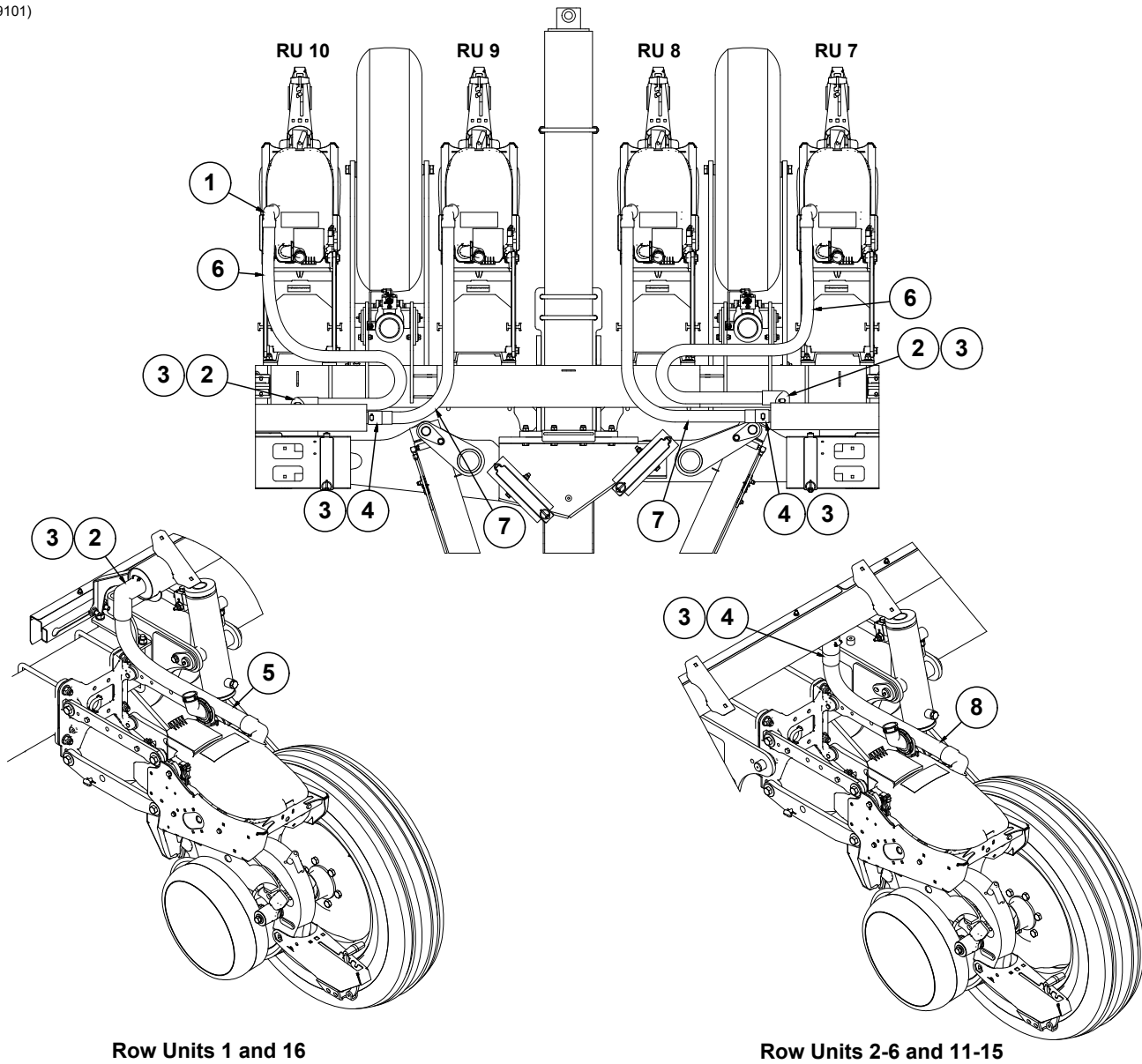


Row Units; 2-6 and 11-15

ITEM	PART NO.	QTY.	DESCRIPTION
1	GB1216	16	Screw Cuff, 1½"
2	GB1313	4	90° Elbow, 1½" Hose
3	G10676	32	Hose Clamp, No. 36, Stainless Steel
4	GD31424	12	Vacuum Cuff Screw, 1½"
5	*D36495-38	2	Hose, 1½" x 38" (Black)
6	*D36495-108	2	Hose, 1½" x 108" (Black)
7	*D36495-84	2	Hose, 1½" x 84" (Black)
8	*D36495-34	10	Hose, 1½" x 34" (Black)

\*Hose not stocked by Kinze repair parts, but is available in bulk (GD36495-600).

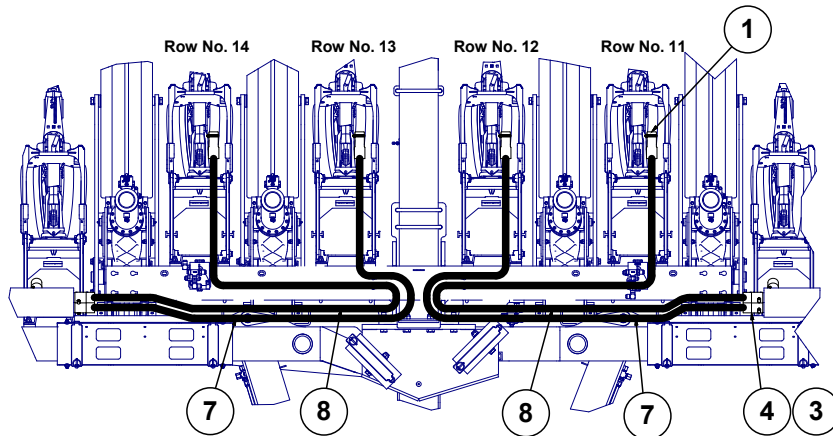
(10199101)



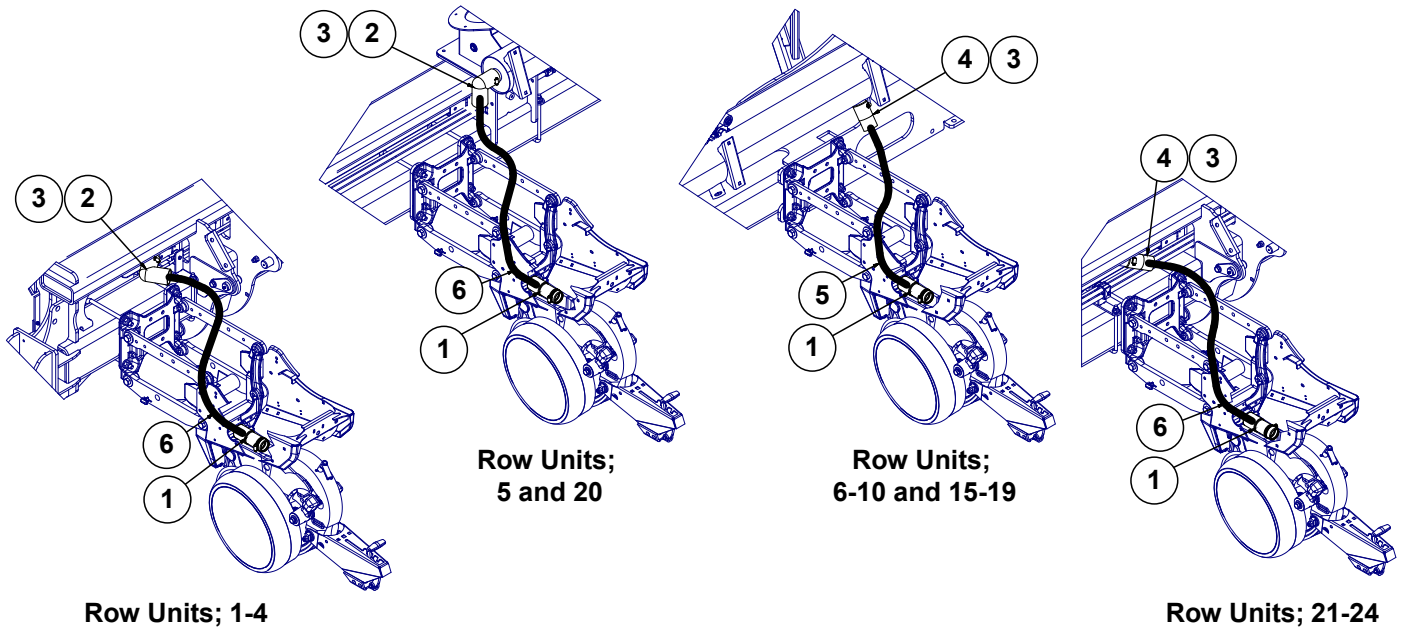
ITEM	PART NO.	QTY.	DESCRIPTION
1	GB1249	16	Vacuum Hose End
2	GB1313	4	90° Elbow, 1½" Hose
3	G10676	16	Hose Clamp, No. 36, Stainless Steel
4	GD31424	12	Vacuum Cuff Screw, 1½"
5	*D36495-30	2	Hose, 1½" x 30" (Black)
6	*D36495-102	2	Hose, 1½" x 102" (Black)
7	*D36495-84	2	Hose, 1½" x 84" (Black)
8	*D36495-26	10	Hose, 1½" x 26" (Black)

\*Hose not stocked by Kinze repair parts, but is available in bulk (GD36495-600).

(IP1683)



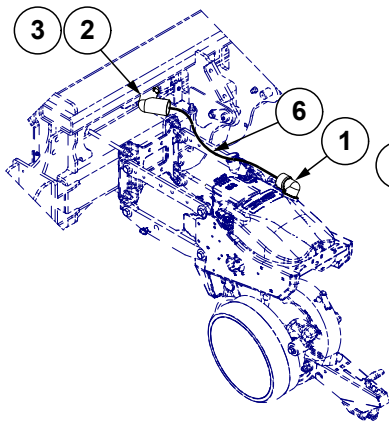
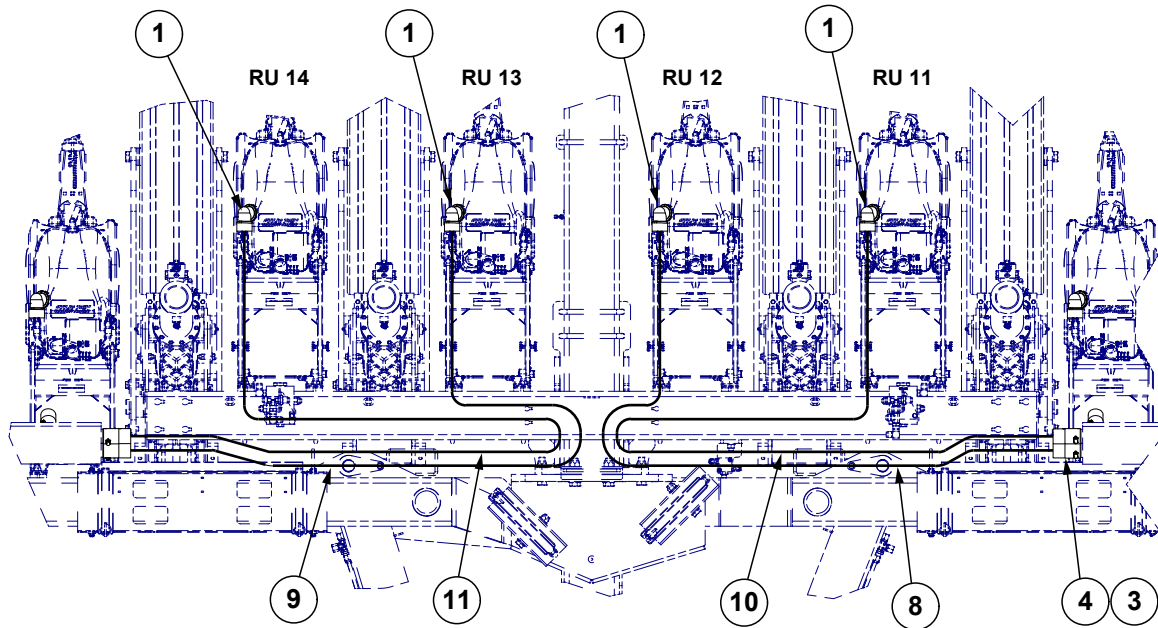
Center Section of Planter



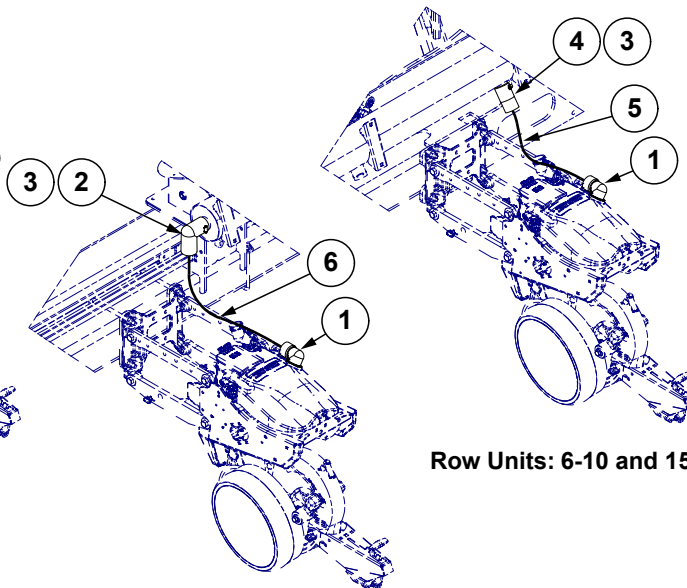
ITEM	PART NO.	QTY.	DESCRIPTION
1	GB1216	24	Screw Cuff, 1½"
2	GB1313	6	90° Elbow, 1½" Hose
3	G10676	24	Hose Clamp, No. 36, Stainless Steel
4	GD31424	18	Vacuum Cuff Screw, 1½"
5	*D36495-34	10	Hose, 1½" x 34" (Black)
6	*D36495-37	10	Hose, 1½" x 37" (Black)
7	*D36495-120	2	Hose, 1½" x 120" (Black)
8	*D36495-150	2	Hose, 1½" x 150" (Black)

\*Hose not stocked by Kinze repair parts, but is available in bulk (GD36495-600).

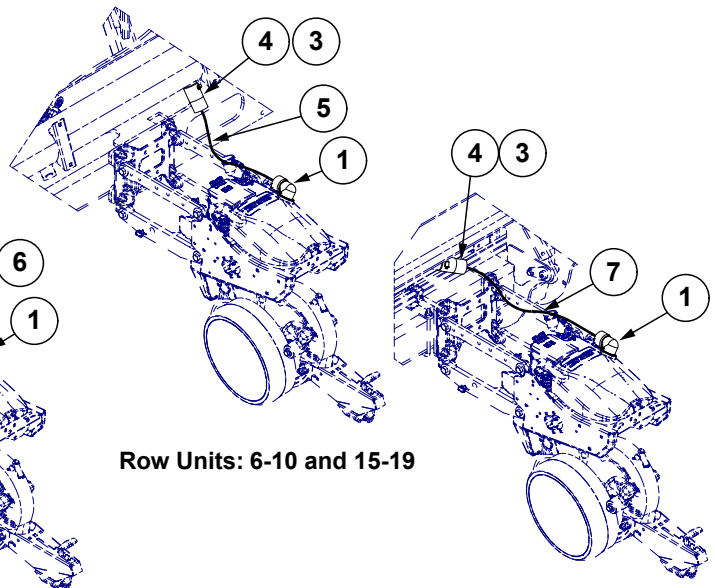
(10179801)



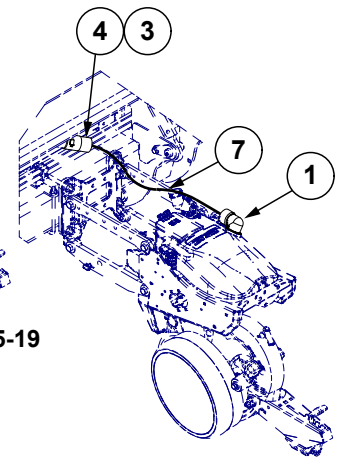
Row Units: 1, 2, 3, and 4



Row Units: 5 and 20



Row Units: 6-10 and 15-19



Row Units: 21-24

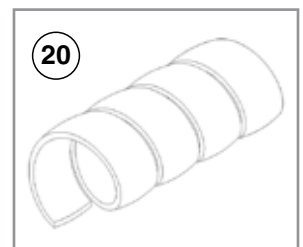
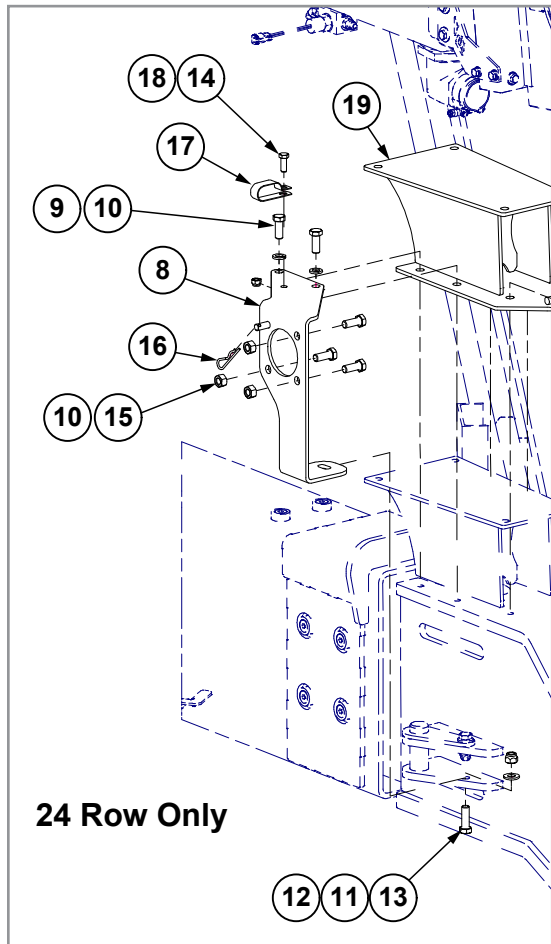
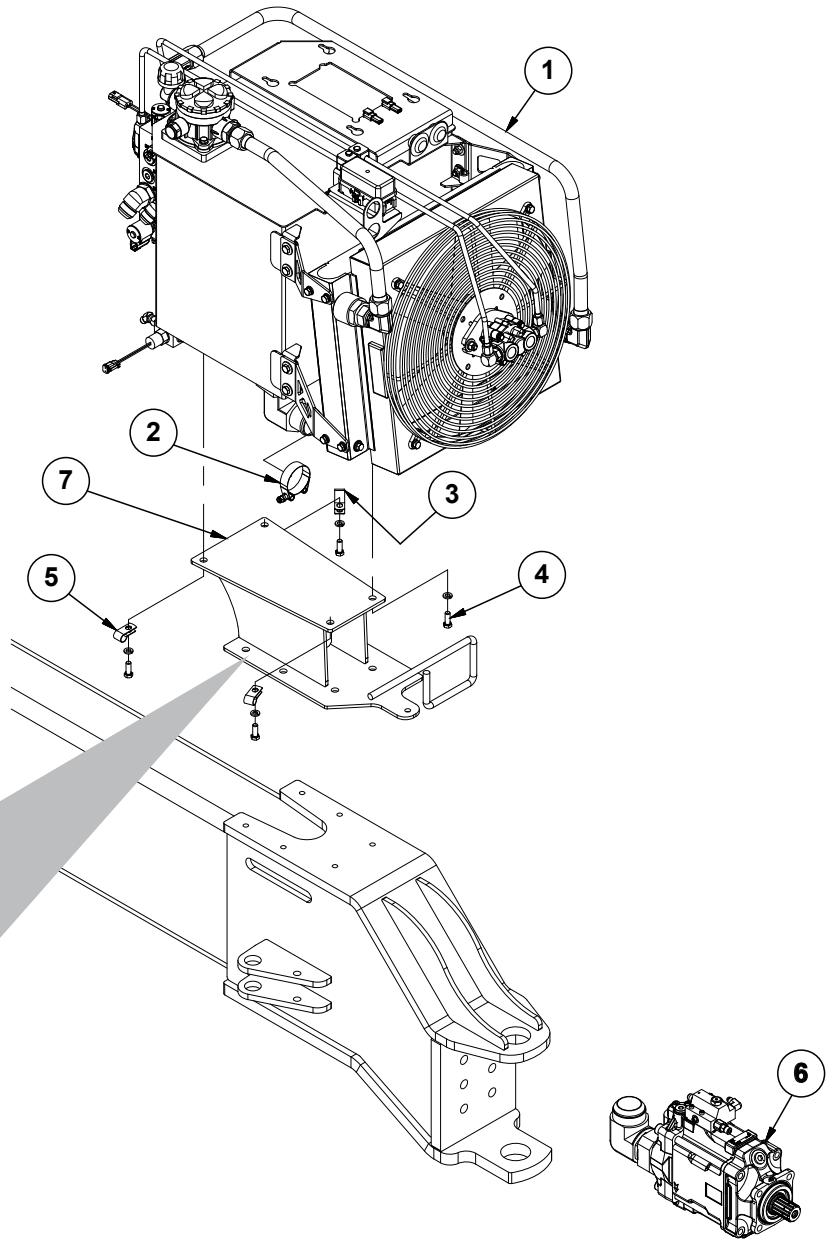
ITEM	PART NO.	QTY.	DESCRIPTION
1	GB1249	24	Vacuum Hose End
2	GB1313	6	90° Elbow, 1½" Hose
3	G10676	24	Hose Clamp, No. 36, Stainless Steel
4	GD31424	18	Vacuum Cuff Screw, 1½"
5	*D36495-22	10	Hose, 1½" x 22" (Black)
6	*D36495-26	6	Hose, 1½" x 26" (Black)
7	*D36495-28	4	Hose, 1½" x 28" (Black)
8	*D36495-113	1	Hose, 1½" x 113" (Black)
9	*D36495-123	1	Hose, 1½" x 123" (Black)
10	*D36495-138	1	Hose, 1½" x 138" (Black)
11	*D36495-150	1	Hose, 1½" x 150" (Black)

\*Hose not stocked by Kinze repair parts, but is available in bulk (GD36495-600).



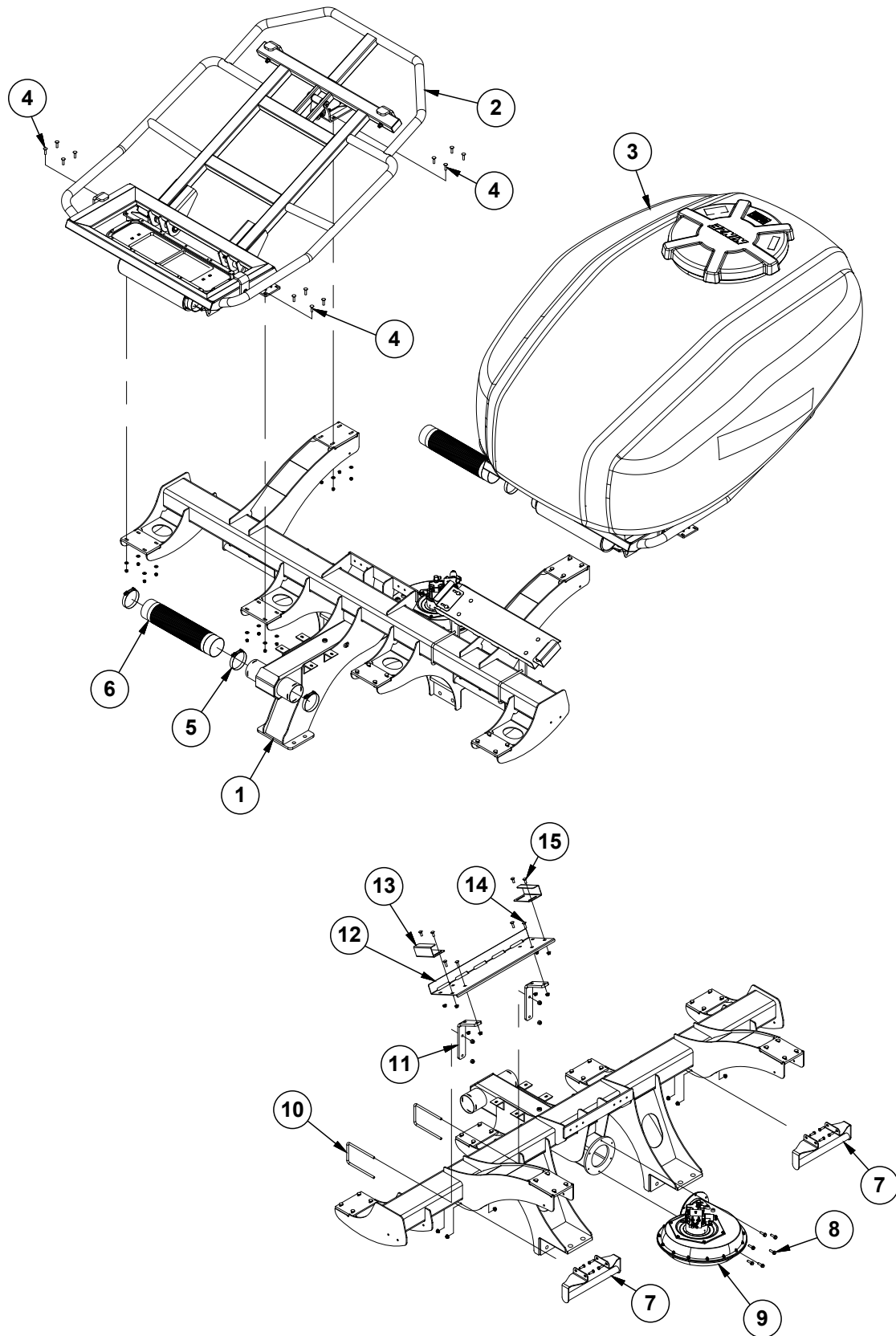
**This page left blank intentionally.**

(IP1689)



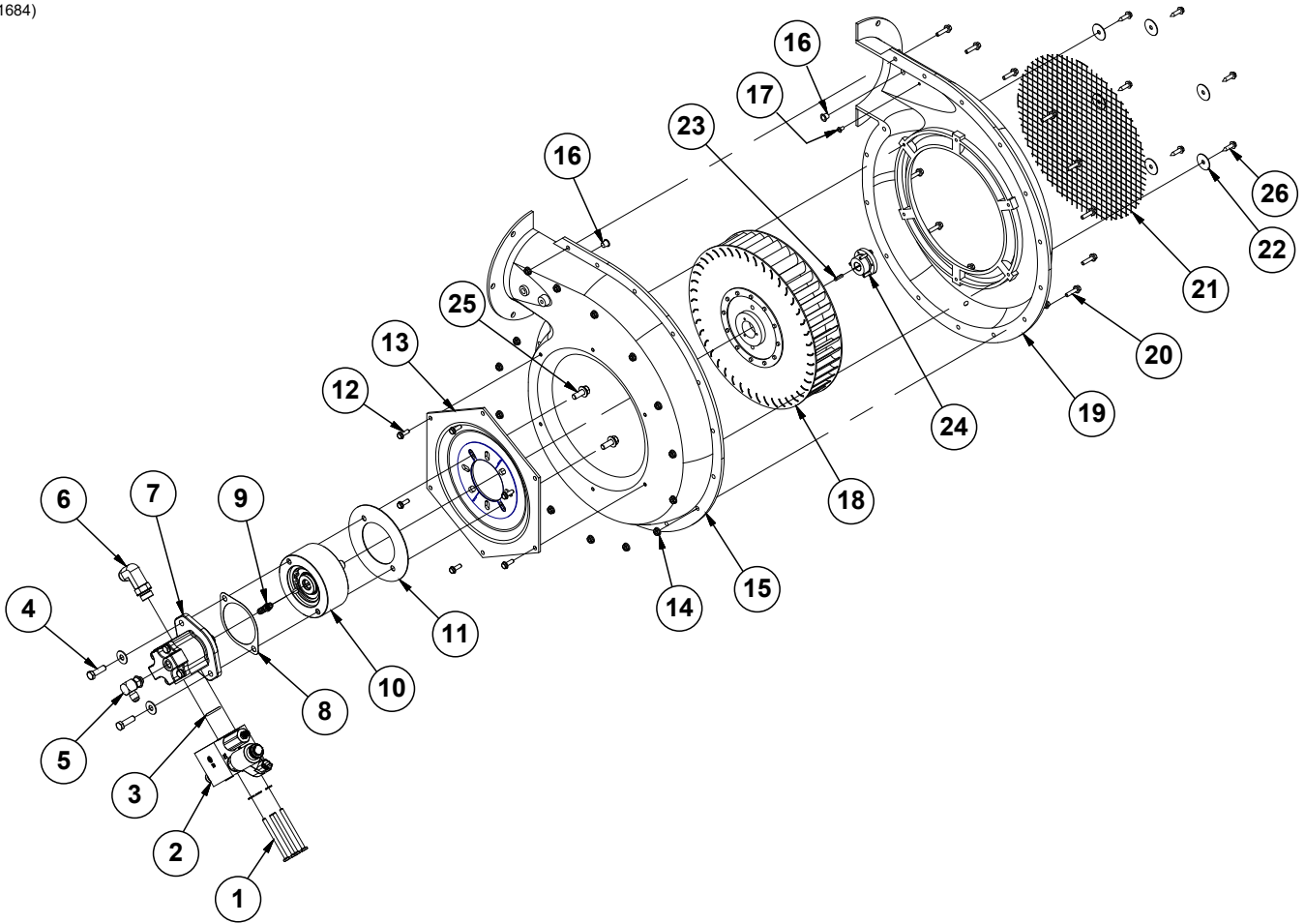
ITEM	PART NO.	QTY.	DESCRIPTION
1	G10201501	1	<a href="#">See "PTO Pump Reservoir Assembly" on page P261</a>
2	G10086801 G11165	1 1	T-Bolt Clamp, 2 <sup>1</sup> / <sub>16</sub> " to 2 <sup>3</sup> / <sub>8</sub> " T-Bolt Clamp, 2 1/2", Stainless Steel
3	GD35449	1	Double Tube Clamp, 1"
4	G10001 G10229	4 4	Hex Head Cap Screw, 3/8"-16 x 1" Lock Washer, 3/8"
5	GD13348	2	Insulated Clamp, 1 <sup>1</sup> / <sub>16</sub> "
6	G10103501	1	<a href="#">See "PTO Pump" on page P265</a>
7	G10151201 G10152001	1 1	Reservoir Mount, 16 Row and 24 Row (Shown) Reservoir Mount, 12 Row
8	G10101201	1	PTO Pump Mount
9	G10228	6	Lock Washer, 1/2"
10	G10037	5	Hex Head Cap Screw, 1/2"-13 x 1 1/4"
11	G11389	1	Flat Washer, 1/2" Plated SAE
12	G10111	1	Lock Nut, 1/2"-13
13	G10017	1	Hex Head Cap Screw, 1/2"-13 x 1 1/2"
14	G10001	2	Hex Head Cap Screw, 3/8"-16 x 1"
15	G10102	3	Hex Nut, 1/2"-13
16	G10592	1	Hair Pin Clip, No. 11
17	GD35449	2	Double Tube Clamp, 1"
18	G10108	2	Lock Nut, 3/8"-16
19	G10151201	1	Reservoir Mount
20	GD19383-01	-	Hose Wrap, 90"

(IP1690)



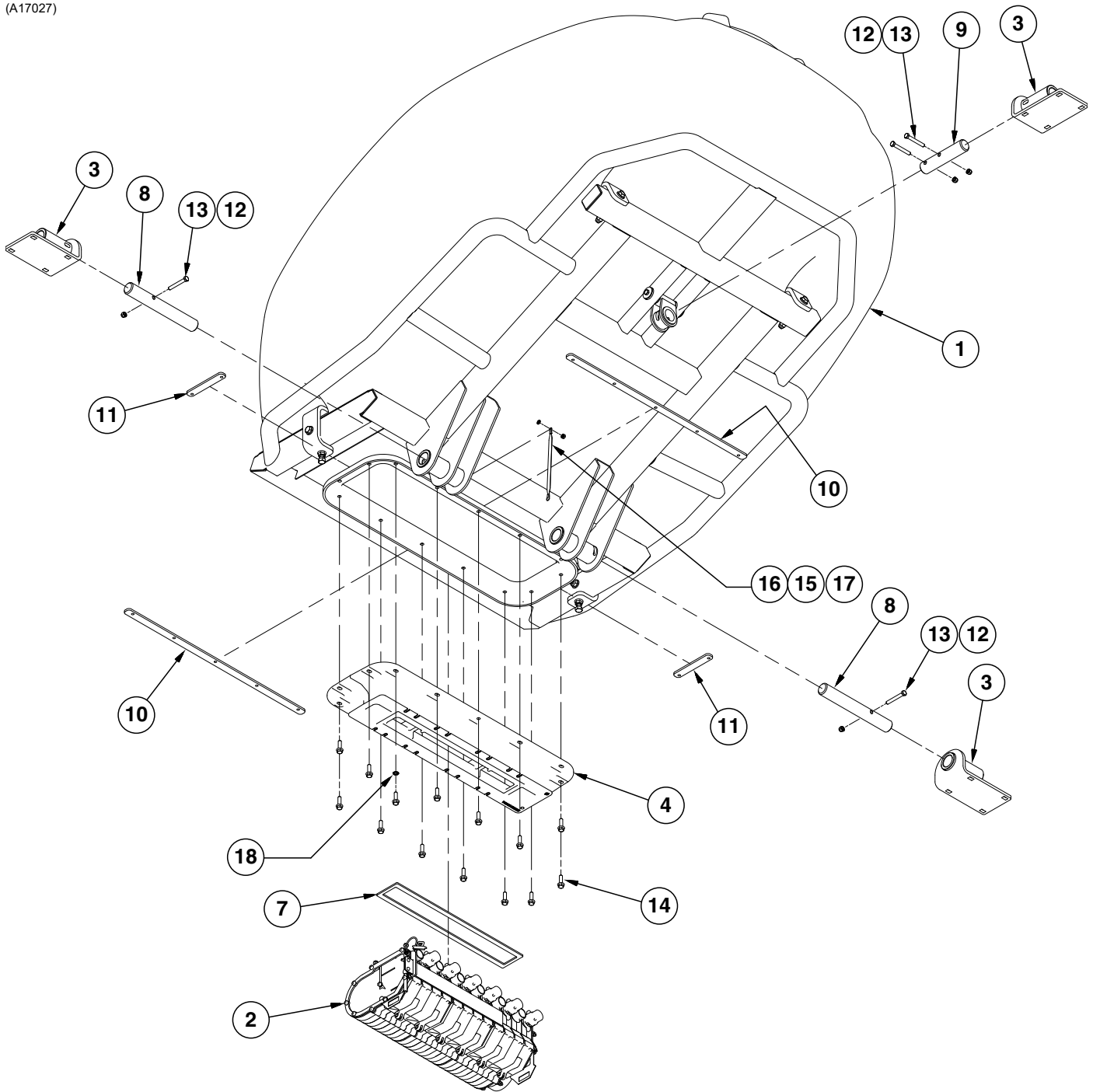
ITEM	PART NO.	QTY.	DESCRIPTION
1	GA17471 GA16888	1	40 Bushel Bulk Fill Tank Mount 55 Bushel Bulk Fill Tank Mount
2	G10016001	1	<a href="#">See "Tank and Entrainer Mounts" on page P83</a>
3	G10016201	1	<a href="#">See "Tank and Entrainer Mounts" on page P83</a>
4	G10301 G11387 G10108	24 24 24	Carriage Bolt, 3/8"-16 x 1 1/2" Flat Washer, 3/8" SAE Lock Nut, 3/8"-16
5	G11360	4	T-Bolt Hose Clamp, 4 1/2"
6	GD19659-05	2	Black Hose, 4 1/2" I.D. x 22"
7	G10069401 G10004 G11091	2 8 8	Hose Support Hex Head Cap Screw, 3/8"-16 x 1 1/4" Serrated Flange Nut, 3/8"-16
8	G11204	6	Flanged Whiz Lock Screw, 3/8"-16 x 1 1/4", Serrated
9	---	-	<a href="#">See "Bulk Fill Fan Assembly" on page P81</a>
10	GD8306 G10111	2 4	U-Bolt, 7" x 5" x 1/2"-13 Lock Nut, 1/2"-13
11	GD26509	2	Mounting Bracket
12	GD20194 GA14822	1 1	Clean Out Chute Plate Center Cleanout Chute
13	GD20196	2	Clean Out Chute Clip
14	G10599 G11091	4 4	Carriage Bolt, 3/8"-16 x 1 1/4" Serrated Flange Nut, 3/8"-16
15	G10305 G11091	4 4	Carriage Bolt, 3/8"-16 x 1" Serrated Flange Nut, 3/8"-16

(IP1684)



ITEM	PART NO.	QTY.	DESCRIPTION
1	G10162 G10227	4 4	Hex Head Cap Screw, 1/4"-20 x 3/4" Lock Washer, 1/4"
2	---	1	<a href="#">See "Vacuum/Bulk Fill Fan Control Manifold Block Assembly" on page P279</a>
3	GD30262	1	O-Ring, No. 213
4	G11848 G10210	2 2	Hex Socket Head Cap Screw, 3/8"-16 x 1 1/4" Washer, 3/8" USS
5	G6801-06 GR1045	1 -	Elbow W/O-Ring, 90°, 9/16"-18 Male JIC To O-Ring O-Ring
6	G6801-L-10 GR1466	1 -	Long Elbow W/O-Ring, 90°, 7/8"-14 Male JIC To O-Ring O-Ring
7	G10164001 G10164101	1	Hydraulic Motor (Not Used on 24 Row) Hydraulic Motor (24 Row Only)
8	GD30882	1	2-Bolt Mount Gasket
9	GD35294	1	Hose Barb, 1/8"-27 NPTF x 3/8"
10	GA25388 GD20928	1 -	Overhurd Load Adapter Bearing
11	GD25644	1	Cover Plate
12	G10988	12	Hex Non-Serrated Flange Cap Screw, 1/4"-20 x 3/4"
13	GR1969	1	Backing Plate
14	G10621	15	Serrated Flange Nut, 1/4"-20
15	GR1971	1	Flanged Inner Case
16	GR1979	2	Plastic Plug, 7/16"
17	GR1978	1	Plastic Plug, 1/4"
18	GR2109	1	Impeller
19	GR1970	1	Flanged Outer Case
20	G11409	15	Hex Serrated Flanged Cap Screw, 1/4"-20 x 1"
21	GR1967	1	Screen
22	GR1977	6	Fender Washer, 1/4"
23	GD21300	1	Key
24	GR1961	1	Bushing, 5/8"
25	G11124	2	Hex Serrated Flange Cap Screw, 3/8"-16 x 1"
26	G11644	6	Slotted Hex Non-Serrated Flange Tapping Screw, 1/4"-20 x 1"
A	GA14573	1	Bulk Fill Fan (Flanged) (Includes Items 4, and 12-22)

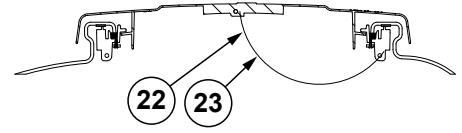
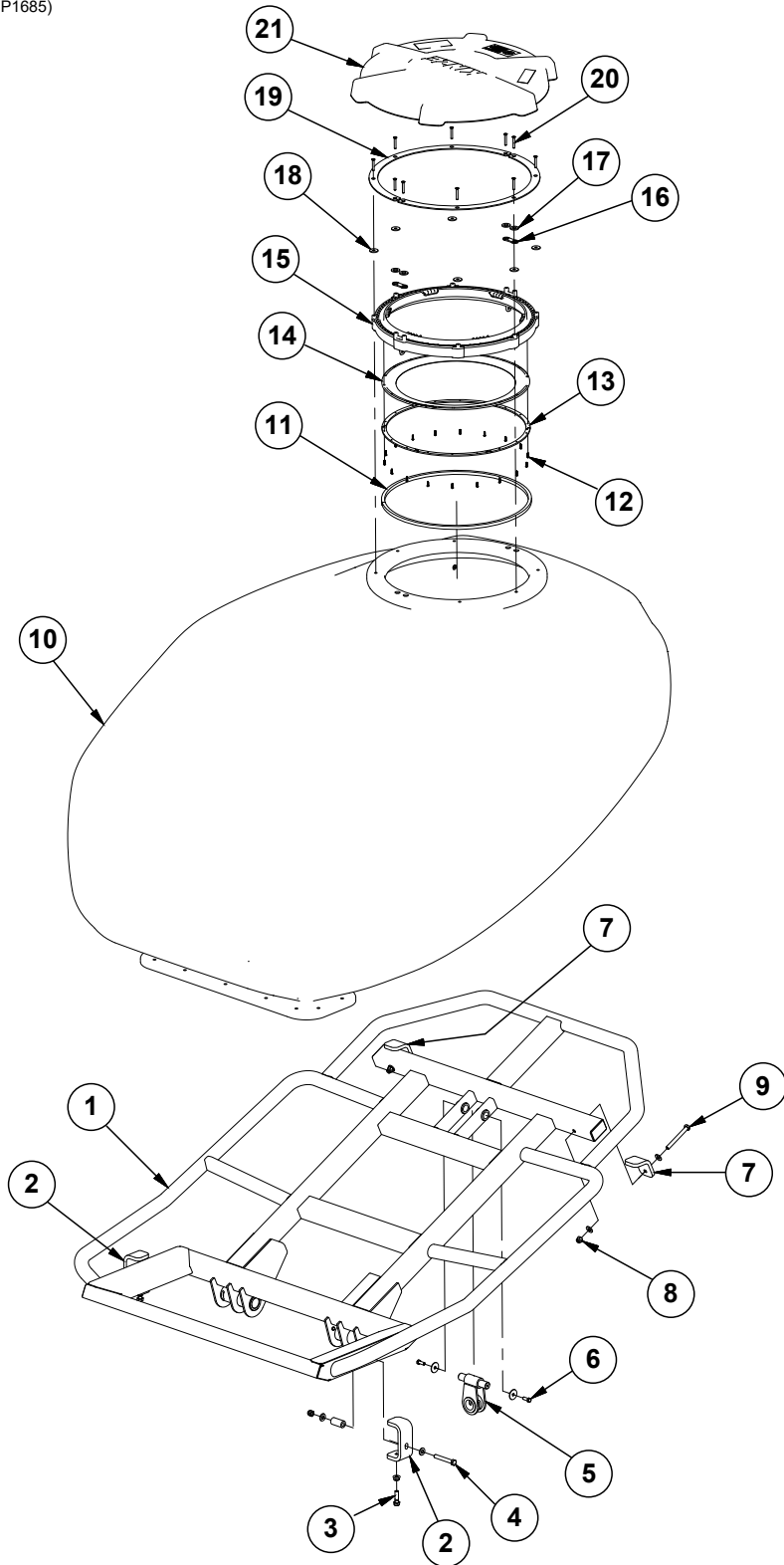
(A17027)





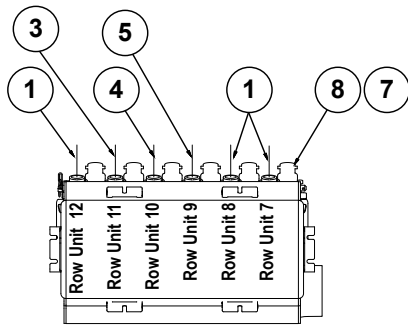
ITEM	PART NO.	QTY.	DESCRIPTION
1	---	-	<a href="#">See "Bulk Fill Tank Assembly" on page P85</a>
2	---	-	<a href="#">See "Entrainer Assembly" on page P93</a>
3	GA14041	3	Bulk Fill Tank Mount
4	GD37001	1	Bulk Fill Entrainment Mount
5	GD19690-03	1	Ribbon Sealer, 6.5'
6	GD19690-04	1	Ribbon Sealer, 7'
7	G10302502	1	Bulk Fill Tank Mount Gasket, 40 Bushel Tank
	G10302503	1	Bulk Fill Tank Mount Gasket, 55 Bushel Tank
8	GD20035	2	Pin, 1½" x 11¼"
9	GD20036	1	Pin, 1½" x 7"
10	G10057501	2	Entrainer Mount Tap Block, Long
11	GD20923	2	Entrainer Mount Tap Block, Short
12	G10108	4	Lock Nut, ⅜"-16
13	G10325	4	Hex Head Cap Screw, ⅜"-16 x 2¾"
14	G11261	14	Hex Socket Head Cap Screw, ⅜"-16 x 1", 40 Bushel Tank
	G11848	14	Hex Socket Head Cap Screw, ⅜"-16 x 1¼", 55 Bushel Tank
15	G11249	1	External Tooth Washer, ¼"
16	GD27607	1	Ground Strap
17	G11528	1	Hex Nut W/External Tooth Washer, ¼"-20
18	G10529	1	External Tooth Lock Washer, ⅜"

(IP1685)

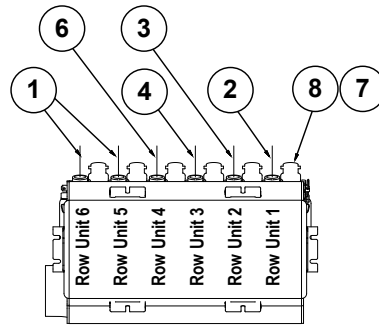


ITEM	PART NO.	QTY.	DESCRIPTION
1	GA17032 GA17033	1 -	40 Bushel Bulk Fill Cradle, 12 Row 55 Bushel Bulk Fill Cradle, 16 Row and 24 Row
2	GD24693	2	Side Tank Clip
3	G11519 G10071	2 2	Hex Head Cap Screw, ½"-13 x 1¾" Serrated Flange Nut, ½"-13
4	G10033 GD4887-27 G11389 G10974	2 2 4 2	Hex Head Cap Screw, ½"-13 x 3½" Sleeve, 1" O.D. x .562 I.D. x 2" Flat Washer, ½" Plated SAE Lock Nut W/Nylon Insert, ½"-13
5	GA14040 GA17034 GD20037	1 - 1	Rear Tank Mount, 12 Row Rear Tank Mount, 16 Row and 24 Row Pin, 1" x 5⅜"
6	G10001 G10201	2 2	Hex Head Cap Screw, ⅜"-16 x 1" Special Washer, ⅜" x 1½" O.D.
7	GD24695	2	Rear Tank Clip
8	G10974 G11389	2 2	Lock Nut W/Nylon Insert, ½"-13 Flat Washer, ½" Plated SAE
9	G10045 G11389	2 2	Hex Head Cap Screw, ½"-13 x 4½" Flat Washer, ½" Plated SAE
10	G10057701 G10128401	1 1	40 Bushel Bulk Fill Tank, 12 Row 55 Bushel Bulk Fill Tank, 16 Row and 24 Row (Shown)
11	GD35274-01	1	Ribbon Sealer, 66½"
12	G11522	18	Phillip Pan Head Tapping Screw, #8-18 x ⅝"
13	GD24386	6	Bulk Fill Lid Seal Ring Segment
14	GB0675	1	Bulk Fill Tank Lid Seal
15	GB1206	1	Bulk Fill Tank Lid Latch
16	GB0905	2	Lid Seal Ring Spacer
17	GD24754	4	Foam Seal
18	GD35857	6	Foam Seal Washer
19	GD35844	2	Top Ring Mount Plate
20	G10132501	10	Hex Flange Head Cap Screw, ¼"-20 x 1¾"
21	GB0673	1	Bulk Fill Tank Lid
22	G11386	1	Flat Washer, ⅝" SAE
23	GD24879-01	1	Rope Tether, 36"

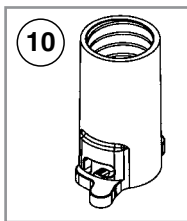
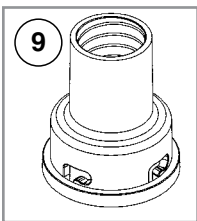
(IP1686)



R.H. Entrainer

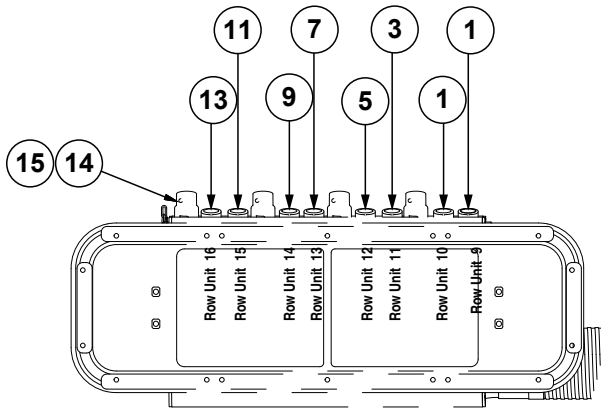


L.H. Entrainer

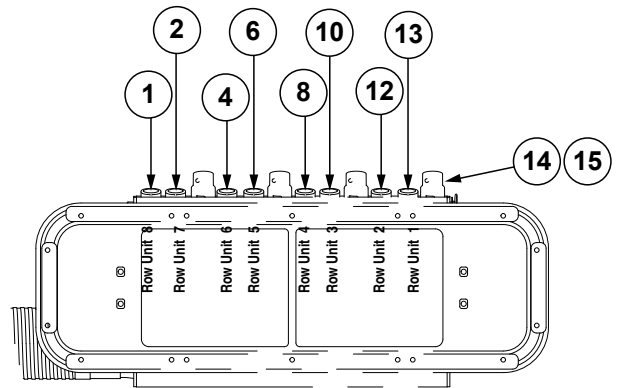


ITEM	PART NO.	QTY.	DESCRIPTION
1	GA13870-76	4	Hose Assembly, 1 1/4" x 76"
2	GA13870-285	2	Hose Assembly, 1 1/4" x 285"
3	GA13870-251	2	Hose Assembly, 1 1/4" x 251"
4	GA13870-222	2	Hose Assembly, 1 1/4" x 222"
5	GA13870-179	1	Hose Assembly, 1 1/4" x 179"
6	GA13870-175	1	Hose Assembly, 1 1/4" x 175"
7	GD19508	12	Small O-Ring
8	GB0431	12	Bulk Fill Small Cap
9	GB0425	-	Dissipator Quick Coupler
	GD19509	-	O-Ring, Large
10	GB0429	-	Seed Entrainer Quick Coupler
	GD19508	-	Small O-Ring

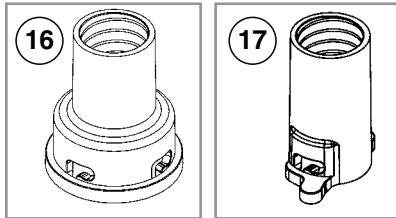
(IP1687)



**R.H. Entrainer**

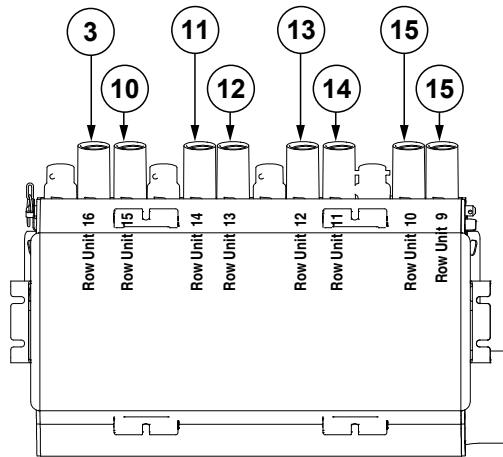


**L.H. Entrainer**

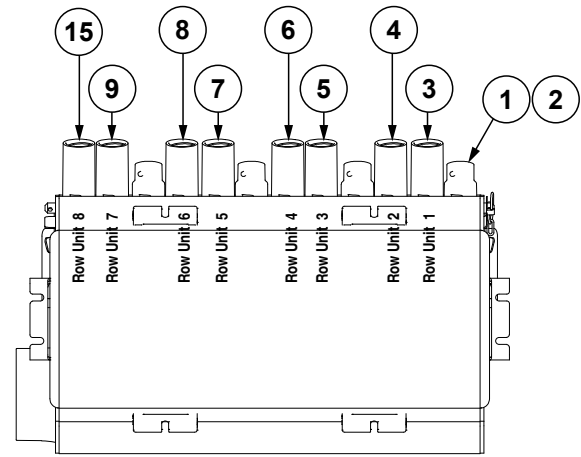


ITEM	PART NO.	QTY.	DESCRIPTION
1	GA13870-76	3	Hose Assembly, 1¼" x 76"
2	GA13870-82	1	Hose Assembly, 1¼" x 82"
3	GA13870-162	1	Hose Assembly, 1¼" x 162"
4	GA13870-174	1	Hose Assembly, 1¼" x 174"
5	GA13870-186	1	Hose Assembly, 1¼" x 186"
6	GA13870-196	1	Hose Assembly, 1¼" x 196"
7	GA13870-220	1	Hose Assembly, 1¼" x 220"
8	GA13870-230	1	Hose Assembly, 1¼" x 230"
9	GA13870-254	1	Hose Assembly, 1¼" x 254"
10	GA13870-264	1	Hose Assembly, 1¼" x 264"
11	GA13870-288	1	Hose Assembly, 1¼" x 288"
12	GA13870-298	1	Hose Assembly, 1¼" x 298"
13	GA13870-330	2	Hose Assembly, 1¼" x 330"
14	GB0431	8	Bulk Fill Small Cap
15	GD19508	8	Small O-Ring
16	GB0425	-	Dissipator Quick Coupler
	GD19509	-	O-Ring, Large
17	GB0429	-	Seed Entrainer Quick Coupler
	GD19508	-	Small O-Ring

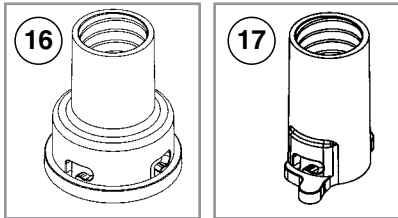
(10200601)



**R.H. Entrainer**



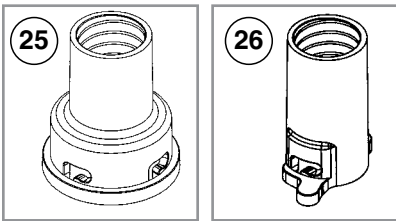
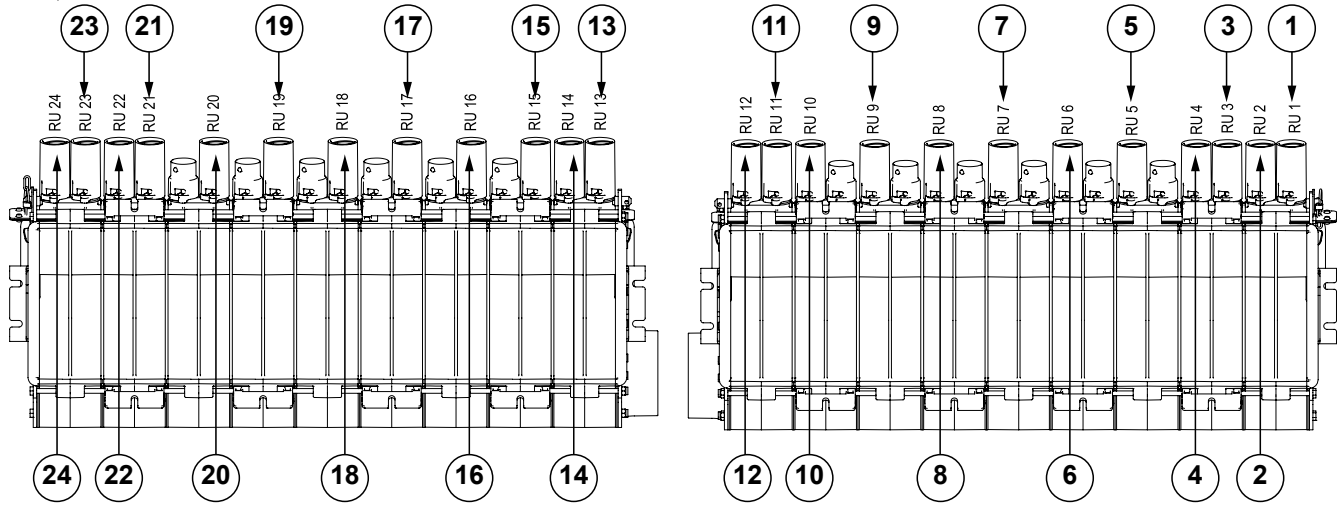
**L.H. Entrainer**



ITEM	PART NO.	QTY.	DESCRIPTION
1	GB0431	8	Bulk Fill Small Cap
2	GD19508	8	Small O-Ring
3	GA13870-324	2	Hose Assembly, 1¼" x 324"
4	GA13870-294	1	Hose Assembly, 1¼" x 294"
5	GA13870-259	1	Hose Assembly, 1¼" x 259"
6	GA13870-225	1	Hose Assembly, 1¼" x 225"
7	GA13870-192	1	Hose Assembly, 1¼" x 192"
8	GA13870-170	1	Hose Assembly, 1¼" x 170"
9	GA13870-76	1	Hose Assembly, 1¼" x 76"
10	GA13870-285	1	Hose Assembly, 1¼" x 285"
11	GA13870-249	1	Hose Assembly, 1¼" x 249"
12	GA13870-215	1	Hose Assembly, 1¼" X 215"
13	GA13870-180	1	Hose Assembly, 1¼" x 180"
14	GA13870-159	1	Hose Assembly, 1¼" x 159"
15	GA13870-72	3	Hose Assembly, 1¼" x 72"
16	GB0425	-	Dissipator Quick Coupler
	GD19509	-	O-Ring, Large
17	GB0429	-	Seed Entrainer Quick Coupler
	GD19508	-	Small O-Ring

**This page left blank intentionally.**

(10179901)

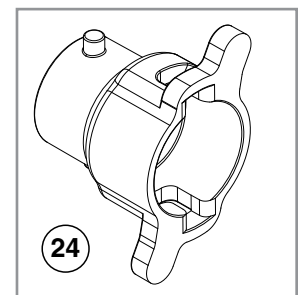
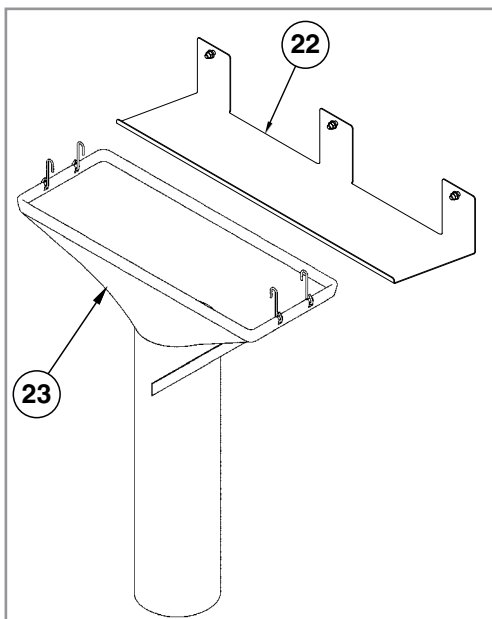
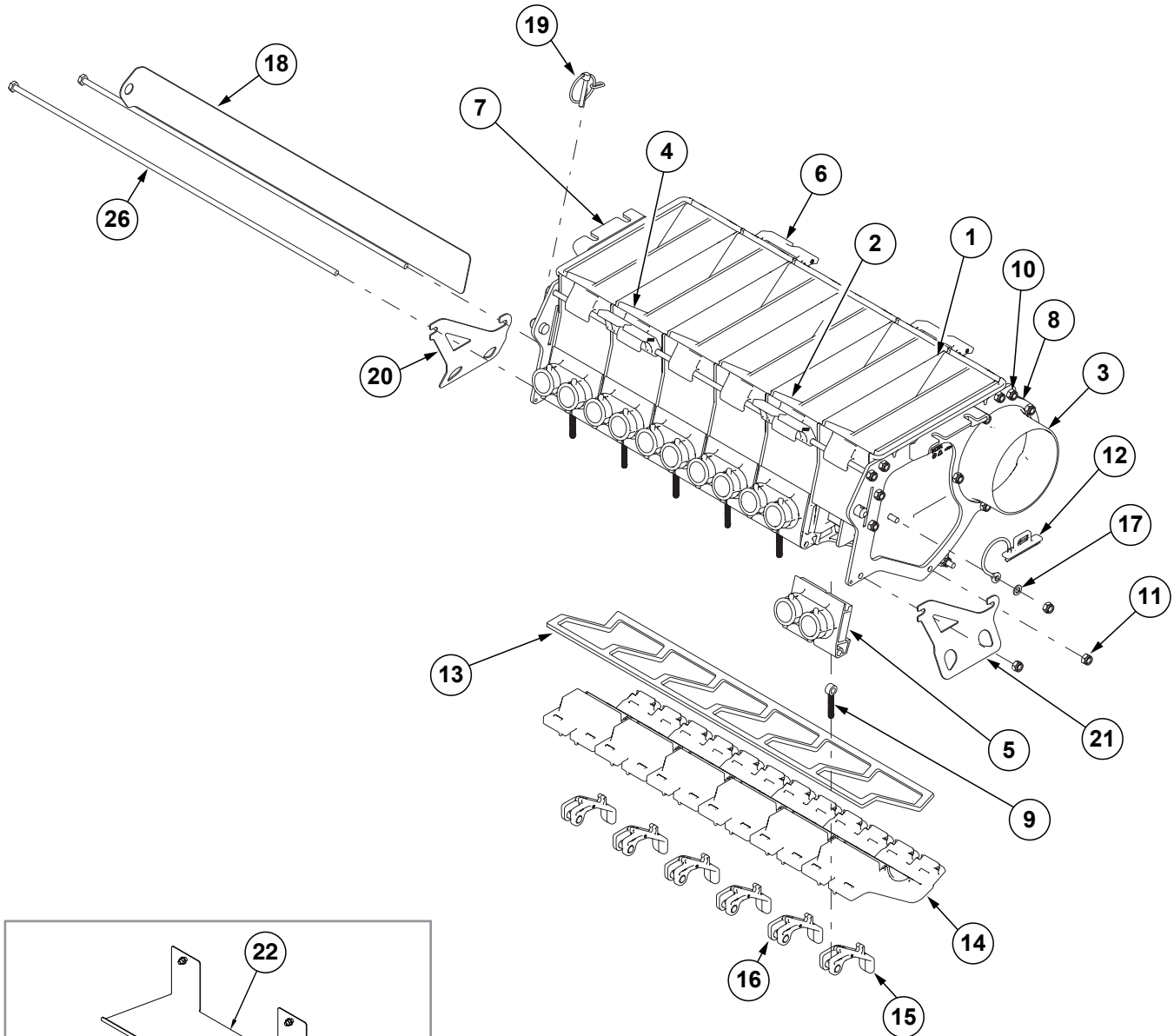




ITEM	PART NO.	QTY.	DESCRIPTION
1	GA13870-430	1	Hose Assembly, 1¼" x 430" (True Speed)
	GA13870-438	1	Hose Assembly, 1¼" x 438" (True Rate and Mechanical Metering)
2	GA13870-400	1	Hose Assembly, 1¼" x 400" (True Speed)
	GA13870-410	1	Hose Assembly, 1¼" x 410" (True Rate and Mechanical Metering)
3	GA13870-380	1	Hose Assembly, 1¼" x 380" (True Speed)
	GA13870-388	1	Hose Assembly, 1¼" x 388" (True Rate and Mechanical Metering)
4	GA13870-352	1	Hose Assembly, 1¼" x 352" (True Speed)
	GA13870-355	1	Hose Assembly, 1¼" x 355" (True Rate and Mechanical Metering)
5	GA13870-310	1	Hose Assembly, 1¼" x 310" (True Speed)
	GA13870-321	1	Hose Assembly, 1¼" x 321" (True Rate and Mechanical Metering)
6	GA13870-280	1	Hose Assembly, 1¼" x 280" (True Speed)
	GA13870-294	1	Hose Assembly, 1¼" x 294" (True Rate and Mechanical Metering)
7	GA13870-251	1	Hose Assembly, 1¼" x 251" (True Speed)
	GA13870-259	1	Hose Assembly, 1¼" x 259" (True Rate and Mechanical Metering)
8	GA13870-230	1	Hose Assembly, 1¼" x 230" (True Speed)
	GA13870-235	1	Hose Assembly, 1¼" x 235" (True Rate and Mechanical Metering)
9	GA13870-159	1	Hose Assembly, 1¼" x 159" (True Speed)
	GA13870-171	1	Hose Assembly, 1¼" x 171" (True Rate and Mechanical Metering)
10	GA13870-164	1	Hose Assembly, 1¼" x 164"
11	GA13870-79	1	Hose Assembly, 1¼" x 79" (True Speed)
	GA13870-97	1	Hose Assembly, 1¼" x 97" (True Rate and Mechanical Metering)
12	GA13870-83	1	Hose Assembly, 1¼" x 83" (True Speed)
	GA13870-97	1	Hose Assembly, 1¼" x 97" (True Rate and Mechanical Metering)
13	GA13870-78	1	Hose Assembly, 1¼" x 78" (True Speed)
	GA13870-97	1	Hose Assembly, 1¼" x 97" (True Rate and Mechanical Metering)
14	GA13870-78	1	Hose Assembly, 1¼" x 78" (True Speed)
	GA13870-97	1	Hose Assembly, 1¼" x 97" (True Rate and Mechanical Metering)
15	GA13870-149	1	Hose Assembly, 1¼" x 149" (True Speed)
	GA13870-159	1	Hose Assembly, 1¼" x 159" (True Rate and Mechanical Metering)
16	GA13870-170	1	Hose Assembly, 1¼" x 170" (True Speed)
	GA13870-180	1	Hose Assembly, 1¼" x 180" (True Rate and Mechanical Metering)
17	GA13870-230	1	Hose Assembly, 1¼" x 230" (True Speed)
	GA13870-239	1	Hose Assembly, 1¼" x 239" (True Rate and Mechanical Metering)
18	GA13870-246	1	Hose Assembly, 1¼" x 246" (True Speed)
	GA13870-258	1	Hose Assembly, 1¼" x 258" (True Rate and Mechanical Metering)
19	GA13870-288	1	Hose Assembly, 1¼" x 288" (True Speed)
	GA13870-299	1	Hose Assembly, 1¼" x 299" (True Rate and Mechanical Metering)
20	GA13870-324	1	Hose Assembly, 1¼" x 324" (True Speed)
	GA13870-330	1	Hose Assembly, 1¼" x 330" (True Rate and Mechanical Metering)
21	GA13870-341	1	Hose Assembly, 1¼" x 341" (True Speed)
	GA13870-372	1	Hose Assembly, 1¼" x 372" (True Rate and Mechanical Metering)
22	GA13870-388	1	Hose Assembly, 1¼" x 388" (True Speed)
	GA13870-398	1	Hose Assembly, 1¼" x 398" (True Rate and Mechanical Metering)
23	GA13870-405	1	Hose Assembly, 1¼" x 405" (True Speed)
	GA13870-412	1	Hose Assembly, 1¼" x 412" (True Rate and Mechanical Metering)
24	GA13870-432	1	Hose Assembly, 1¼" x 432" (True Speed)
	GA13870-441	1	Hose Assembly, 1¼" x 441" (True Rate and Mechanical Metering)
25	GB0425	-	Dissipator Quick Coupler
	GD19509	-	O-Ring, Large
26	GB0429	-	Seed Entrainer Quick Coupler
	GD19508	-	Small O-Ring

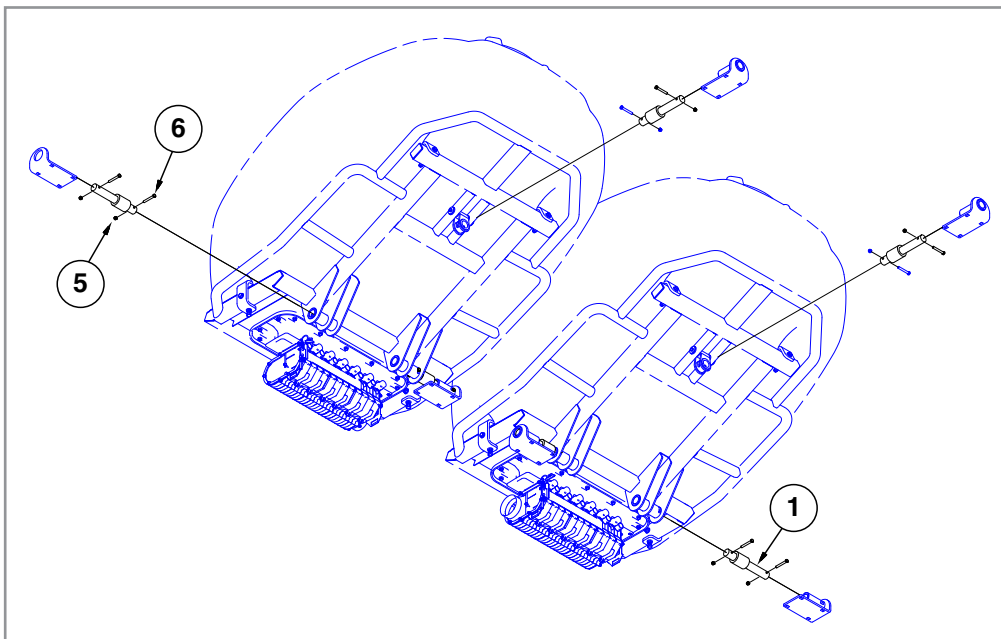
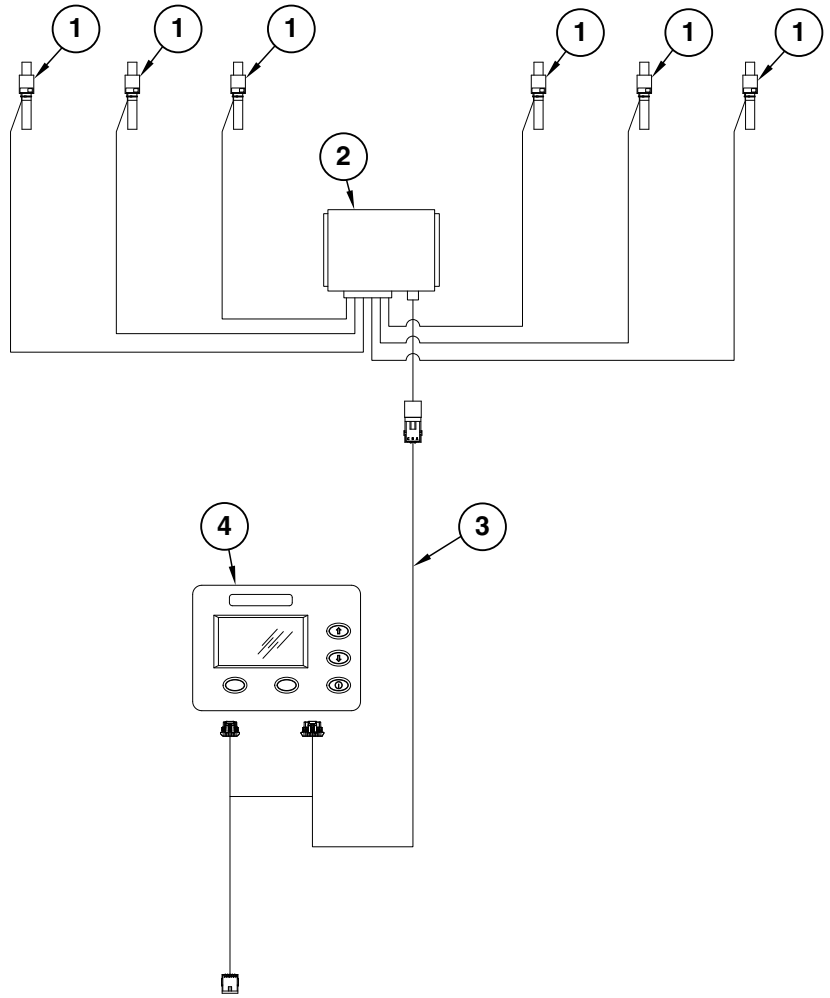
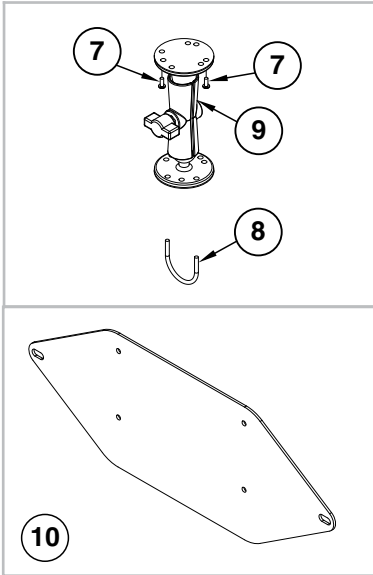
(A27159)

L.H. 12 Section Shown



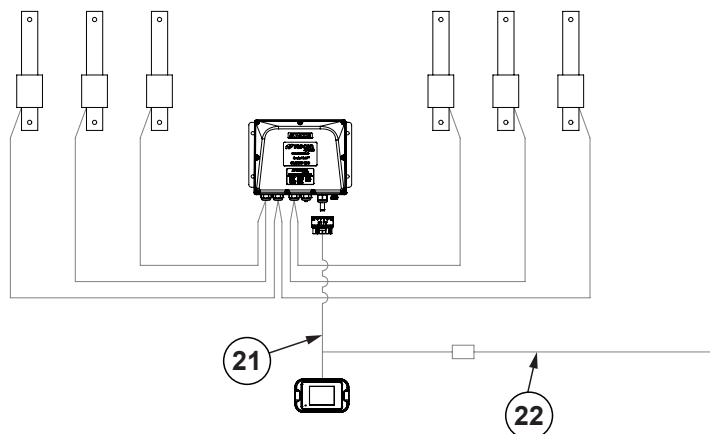
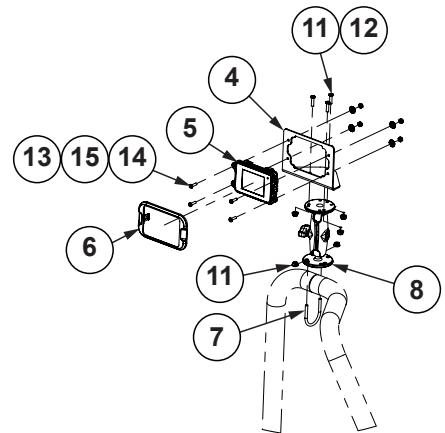
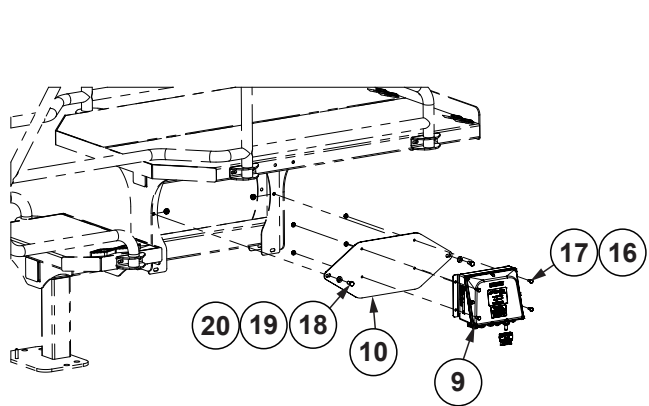
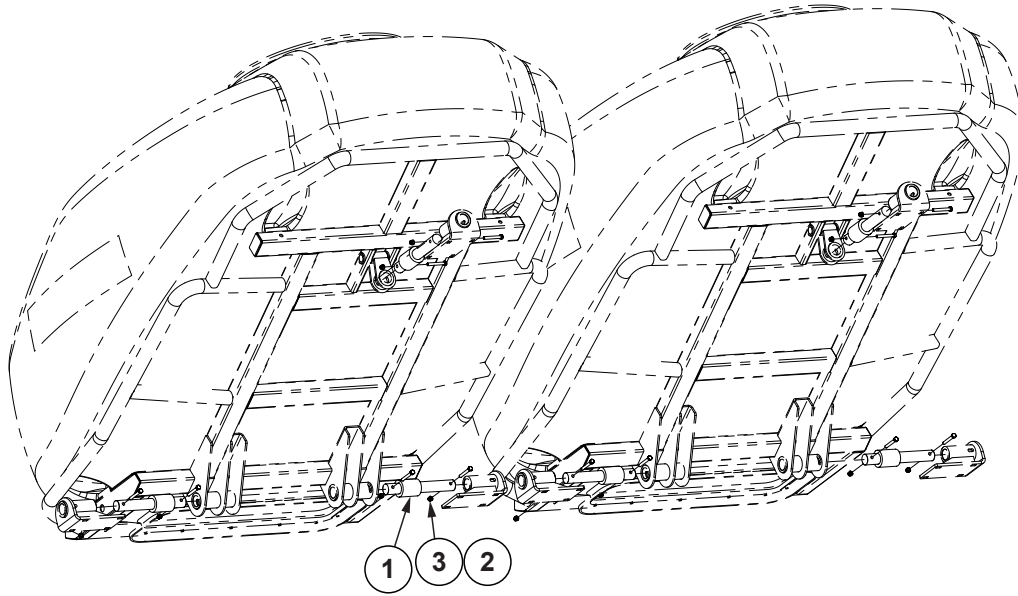
ITEM	PART NO.	QTY.	DESCRIPTION
1	GB1195	6	Entrainer Section
2	GB1197	5	Entrainer Interior Wall
3	GB1201	1	Entrainer End Cap, L.H.
4	GB1199	1	Entrainer End Cap, L.H.
5	GB1196	6	Entrainer Outlet Dual, 1"
6	GB1204	4	Entrainer Mount Adapter
7	GA27156	1	Entrainer Retainment Assembly, L.H.
8	GA27157	1	Entrainer Retainment Assembly, R.H.
9	GD19864	6	Eye Bolt, ¼"-20 x 1.83"
10	GD37049	13	Hex Head Cap Screw, ¼"-20 x 21¼", Grade 2, 12 Section
	GD19852	2	Hex Head Cap Screw, ¼"-20 x 22", Grade 5, 12 Section
	GD37051	15	Hex Head Cap Screw, ¼"-20 x 31½", Grade 2, 18 Section
11	G11320	15	Lock Nut, ¼"-20, Grade B
12	GB0444	2	Bulk Fill Shutoff Door Plug
13	G10301201	1	Cleanout Door Gasket, 12 Section
	G10301401	1	Cleanout Door Gasket, 18 Section
14	GA26104	6	Entrainer Door
15	GB1203	6	Entrainer Door Latch
16	GD21080	6	Cam Nut, ¼"-20
17	G11328	2	Washer, ¼"
18	G10495103	1	Entrainer Slide, 12 Section
	G10495101	1	Entrainer Slide, 18 Section
19	G11339	1	Pin W/Chain
20	G10017201	1	Bulk Fill Chute Hanger
21	G10017301	1	Bulk Fill Chute Hanger
22	GD19808	1	Cleanout Chute Storage Bracket
	G10001	3	Hex Head Cap Screw, ⅜"-16 x 1"
	G10622	3	Serrated Flange Nut, ⅜"-16
23	GA14822	1	Cleanout Chute, 12 Section
	GA14128	1	Cleanout Chute, 18 Section
24	GB0431	-	Bulk Fill Small Cap (If Applicable)
A	GA27158	-	12 Section Bulk Fill Entrainer Assembly, R.H. (Items 1-21) 12 Section
B	GA27159	-	12 Section Bulk Fill Entrainer Assembly, L.H. (Shown) (Items 1-21) 12 Section
C	GA27161	-	18 Section Bulk Fill Entrainer Assembly, R.H. (Items 1-21) 18 Section
D	GA27164	-	18 Section Bulk Fill Entrainer Assembly, L.H. (Items 1-21) 18 Section

(IP1192)



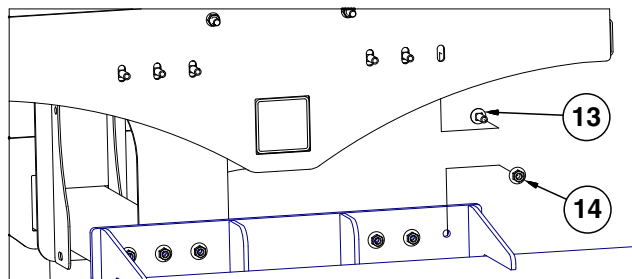
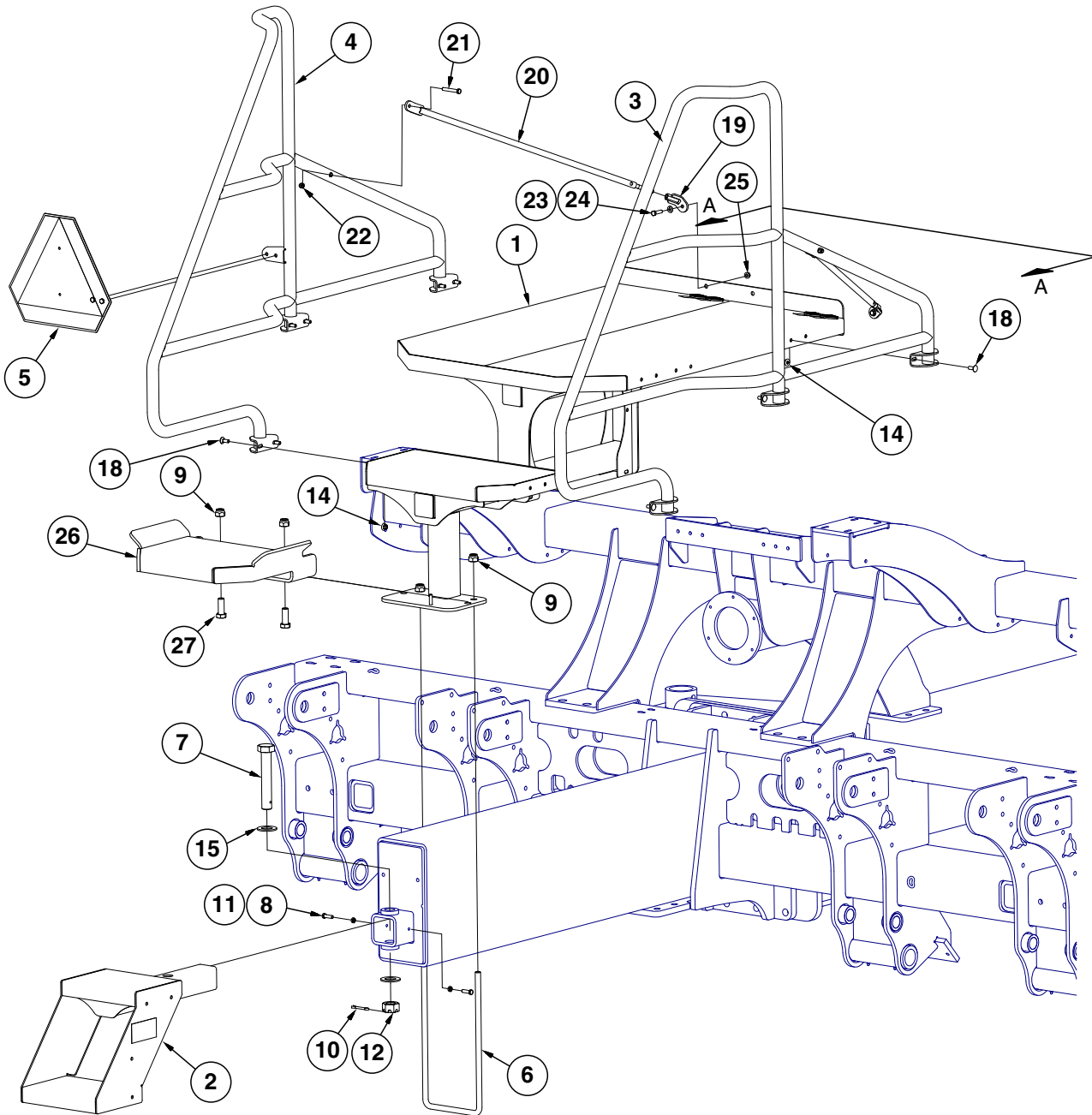
ITEM	PART NO.	QTY.	DESCRIPTION
1	GA14135	6	Load Cell
2	G10002701	1	Scale Module, CAN
	G10029801	-	Scale Module, Serial
3	GA19388	1	Bulk Fill Scale CAN Cable
	GA14129	-	Power/Communication Cable
4	GA14133	1	Bulk Fill Scale Display
5	G10108	4	Lock Nut, 3/8"-16
6	G10325	4	Hex Head Cap Screw, 3/8"-16 x 2 3/4"
7	G11216	2	Phillips Pan Head Machine Screw, No. 10-32 x 1/2", Stainless Steel
8	GD20282	1	U-Bolt, #10-32
	G11284	2	Serrated Flange Nut, #10-32
9	GA12403	1	Mounting Bracket Assembly, Includes: (2) Mounting Brackets, (2) Connector Halves, (1) Compression Spring, (1) Tension Knob, (1) 1/4"-20 x 1 3/4" Hex Head Cap Screw, (1) 1/4" Plastic Washer, (1) 1/4" Steel Washer
10	GD26310	-	Module Mounting Bracket
	G10002	2	Hex Head Cap Screw, 3/8"-16 x 3/4"
	G10622	2	Serrated Flange Nut, 3/8"-16
	G11387	2	Flat Washer, 3/8" SAE
	G10621	4	Serrated Flange Nut, 1/4"-20
	G10020	4	Hex Head Cap Screw, 1/4"-20 x 5/8"

(10325101)



ITEM	PART NO.	QTY.	DESCRIPTION
1	GA14135	6	Load Cell
2	G10325	12	Hex Head Cap Screw, 3/8"-16 x 2 3/4"
3	G10108	12	Lock Nut, 3/8"-16
4	G10242601	1	Display Mount Bracket
5	G10242401	1	PHD 28 SCALE DISPLAY
6	G10267101	1	PHD28 Bezel
7	GD20282	1	U-Bolt, #10-32
8	GA12403	1	Mounting Bracket Assembly, Includes: (2) Mounting Brackets, (2) Connector Halves, (1) Compression Spring
9	G10002701	1	CAN Scale Module
10	GD26310	1	Module Mounting Bracket
11	G11284	5	Serrated Flange Nut, No. 8-32
12	G11401	3	Phillips Pan Head Machine Screw, No. 10-32 x 3/4", Stainless Steel
13	G10251	4	Hex Nut, No. 8-32
14	G11065	4	Phillips Pan Head Machine Screw, No. 8-32 x 5/8", Stainless Steel
15	G10931	4	Lock Washer, No. 8, Internal/External, Stainless Steel
16	G10621	4	Serrated Flange Nut, 1/4"-20
17	G10020	4	Hex Head Cap Screw, 1/4"-20 x 5/8"
18	G10002	2	Hex Head Cap Screw, 3/8"-16 x 3/4"
19	G11387	2	Flat Washer, 3/8" SAE
20	G10622	2	Serrated Flange Nut, 3/8"-16
21	G10242801	1	PHD28 Bulk Fill Scale CAN Cable
22	G10286101	1	CAN Stub Harness

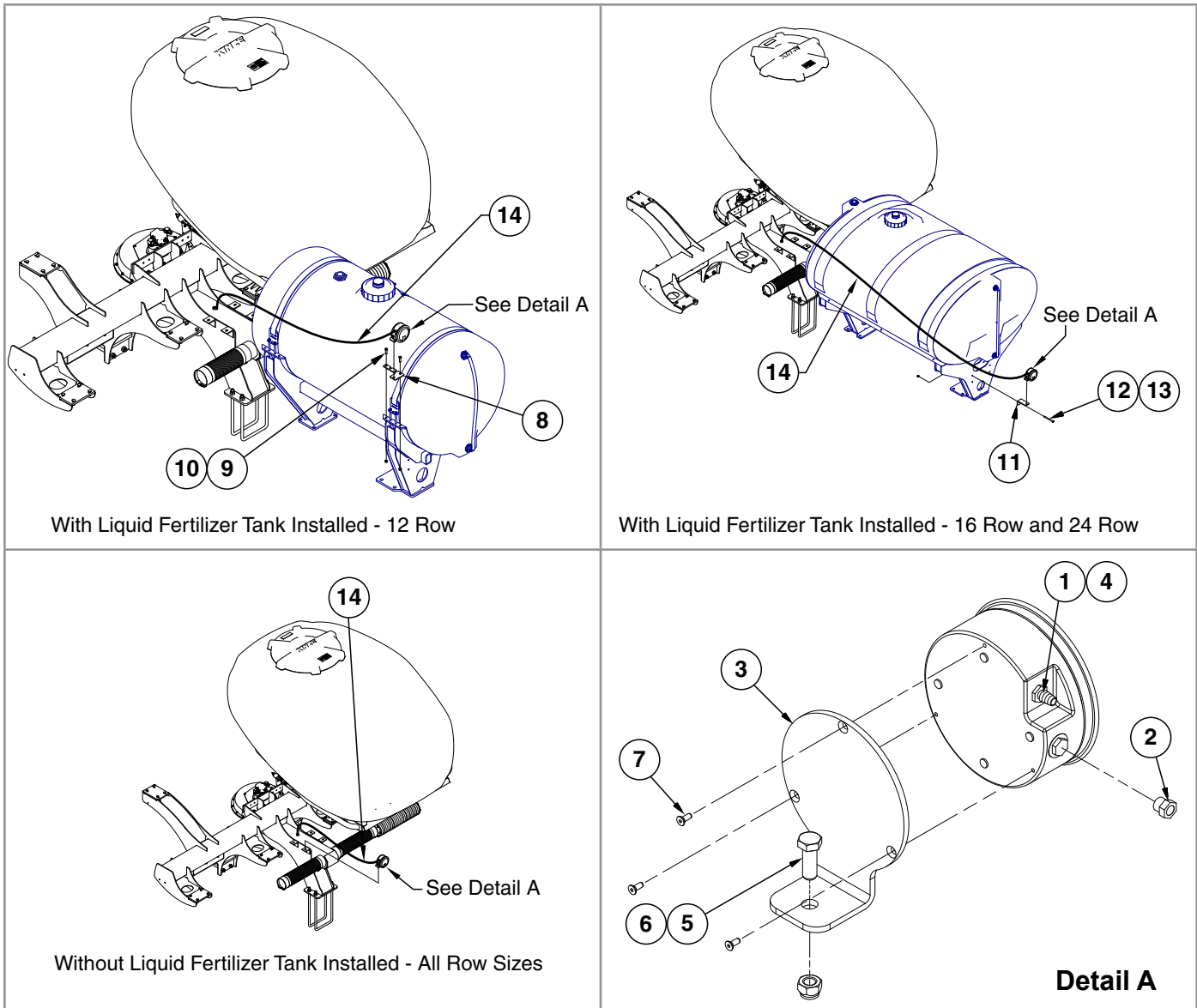
(A18123)



View A-A



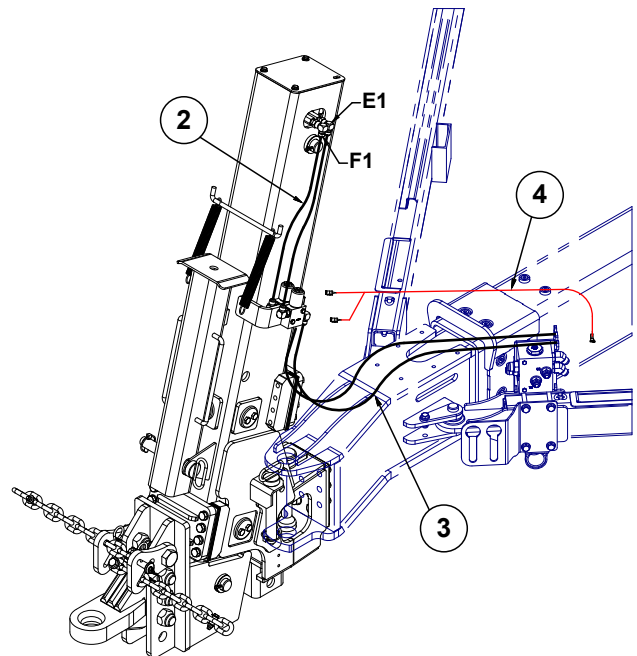
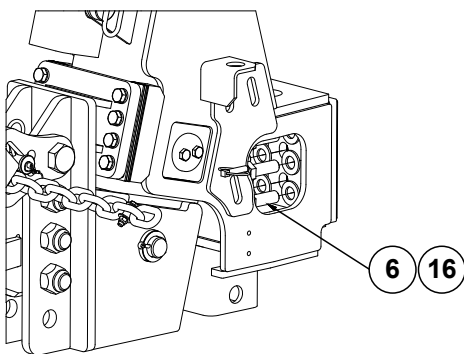
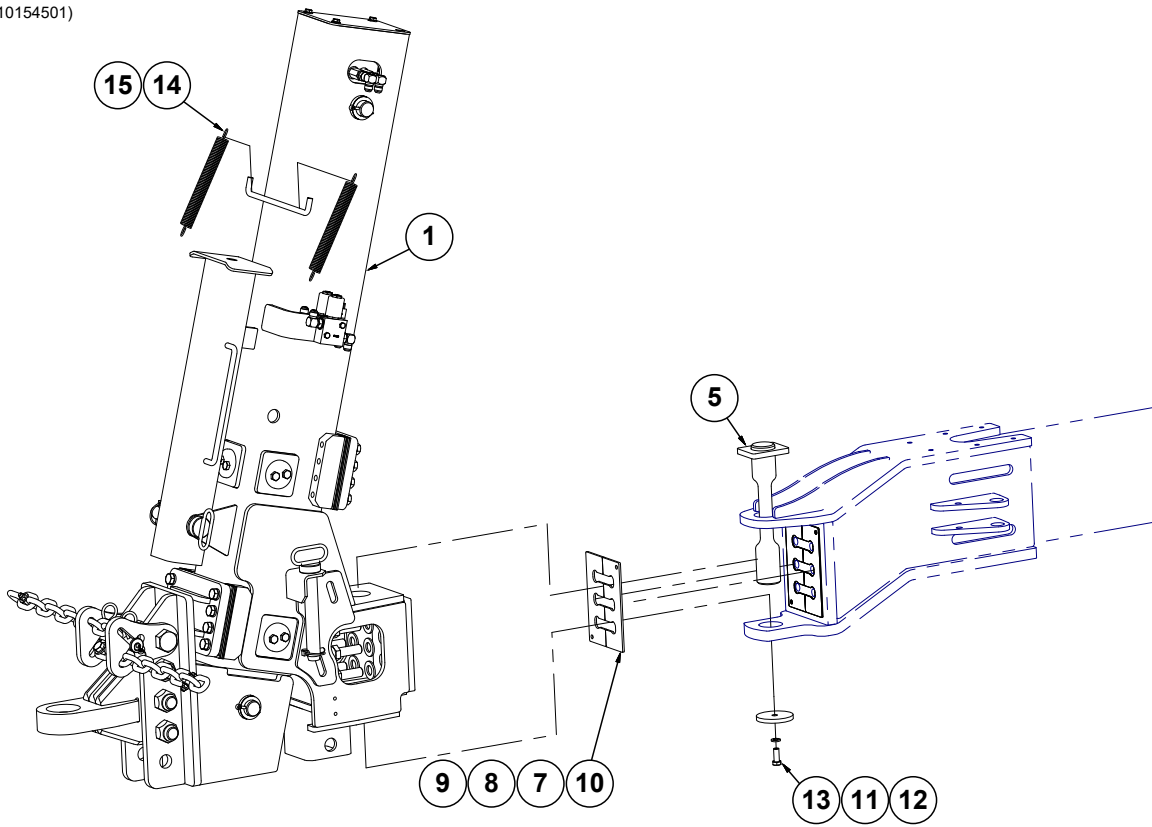
ITEM	PART NO.	QTY.	DESCRIPTION
1	GA19285	1	Catwalk, 24 Row
	GA19288	-	Catwalk, 12 Row and 16 Row
2	GA17502	1	Bottom Step, 24 Row
	GA19327	-	12 Row and 16 Row
3	GA17486	1	R.H. Handrail, 24 Row
	GA17482	-	R.H. Handrail, 16 Row
	GA17484	-	R.H. Handrail, 12 Row
4	GA17487	1	L.H. Handrail, 24 Row
	GA17483	-	L.H. Handrail, 16 Row
	GA17485	-	L.H. Handrail, 12 Row
5	GD27204	1	SMV Backer Plate
	G10001	2	Hex Head Cap Screw, 3/8"-16 x 1"
	G11091	2	Serrated Flange Nut, 3/8"-16
6	GD25499	1	U-Bolt, 8" x 16" x 3/4"-10, 24 Row
7	GD15939	1	Hex Head Cap Screw, 1 1/4"-7 x 7 1/2"
8	G10004	2	Hex Head Cap Screw, 3/8"-16 x 1 1/4"
9	G10112	4	Lock Nut, 3/4"-10
10	G10460	1	Cotter Pin, 1/4" x 2"
11	G10497	2	Hex Jam Nut, 3/8"-16, Grade 2
12	G10506	1	Slotted Nut, 1 1/4"-7
13	G10599	6	Carriage Bolt, 3/8"-16 x 1 1/4"
14	G11091	18	Serrated Flange Nut, 3/8"-16
15	G11396	2	Flat Washer, 1 1/4" SAE
16	---	-	---
17	---	-	---
18	G10305	12	Carriage Bolt, 3/8"-16 x 1"
19	GA18852	2	Rail Brace Nut
20	GA18853	2	Rail Brace Strut
21	G10049	2	Hex Head Cap Screw, 3/8"-16 x 2 1/2"
22	G10108	2	Lock Nut, 3/8"-16
23	G11387	2	Flat Washer, 3/8" SAE
24	G10003	2	Hex Head Cap Screw, 3/8"-16 x 1 1/2"
25	G10622	2	Serrated Flange Nut, 3/8"-16
26	GA19286	1	Step, 24 Row W/O Granular Chemical
	GA19287	-	Step, 24 Row W/Granular Chemical
	GA19289	-	Step, 12 Row and 16 Row W/O Granular Chemical
	GA19290	-	Step, 12 Row and 16 Row W/Granular Chemical
27	G10026	2	Hex Head Cap Screw, 3/4"-10 x 2"



ITEM	PART NO.	QTY.	DESCRIPTION
1	GA21406	1	Analog Vacuum Gauge W/Hose Barb
	GR1777	-	Hose Barb, 3/16" x 1/8" NPT
2	GA10799	1	Breather, 1/8" Male NPT
3	GD15804	1	Mount
4	GD15849-04	1	Clear Plastic Tubing, 5/16" O.D. x 144"
5	G10001	1	Hex Head Cap Screw, 3/8"-16 x 1"
6	G10108	1	Lock Nut, 3/8"-16
7	G11215	3	Hex Socket Head Cap Screw, No. 6-32 x 3/8", Grade 8
8	GD27152	1	Pressure Gauge Support
9	G10004	2	Hex Head Cap Screw, 3/8"-16 x 1 1/4"
10	G10108	2	Lock Nut, 3/8"-16
11	GD15803	1	Support
12	G10753	1	Hex Head Cap Screw, 3/8"-16 x 4 1/2"
13	G10108	1	Lock Nut, 3/8"-16
14	GD15849-02	-	Clear Plastic Tubing, 5/16" O.D. x 120"

**This page left blank intentionally.**

(10154501)

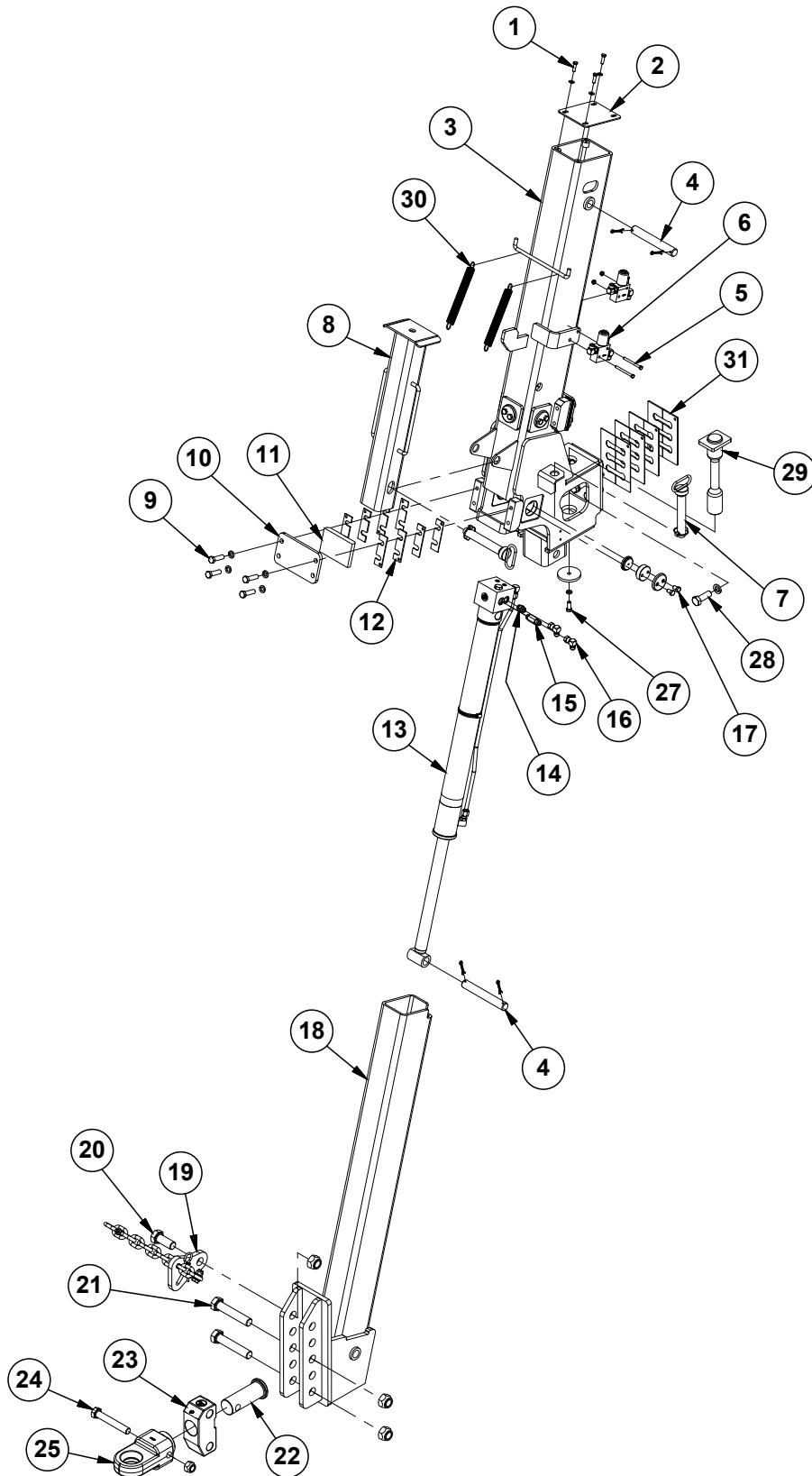


Hose Assembly View  
(Some items not shown for clarity)

ITEM	PART NO.	QTY.	DESCRIPTION
1	---	1	<a href="#">See "Drawbar Hitch Assembly, 12 Row and 16 Row" on page P105</a> <a href="#">See "Drawbar Hitch Assembly, 24 Row" on page P107</a>
2	*A1086	2	Hose Assembly, 3/8" x 28" (08F-08F)
3	*A18686-58	2	Hose Assembly, 1/2" AR x 58" (08F - 08F90S)
4	GA18712	1	Draw Bar Hitch Cable
5	GA20001	1	Hitch Pin, 12 <sup>5</sup> / <sub>8</sub> "
6	G10956	6	Hex Head Cap Screw, 7/8"-9 x 2 1/2", Grade 5
7	GD29210-01	2	Hitch Shim, 14 Gauge (.0747") (As Required)
8	GD29210-02	2	Hitch Shim, 12 Gauge (.1046") (As Required)
9	GD29210-03	2	Hitch Shim, 10 Gauge (.1345") (As Required)
10	GD29210-04	2	Hitch Shim, 7 Gauge (.1793") (As Required)
11	G10228	1	Lock Washer, 1/2"
12	GD25785	1	Washer Cap
13	G10037	1	Hex Head Cap Screw, 1/2"-13 X 1 1/4"
14	GD0829	2	Spring
15	GA14152	2	Hose Strap
16	G10330	6	Lock Washer, 7/8", 12 Row and 16 Row
	G11393	6	Flat Washer, 7/8", 24 Row

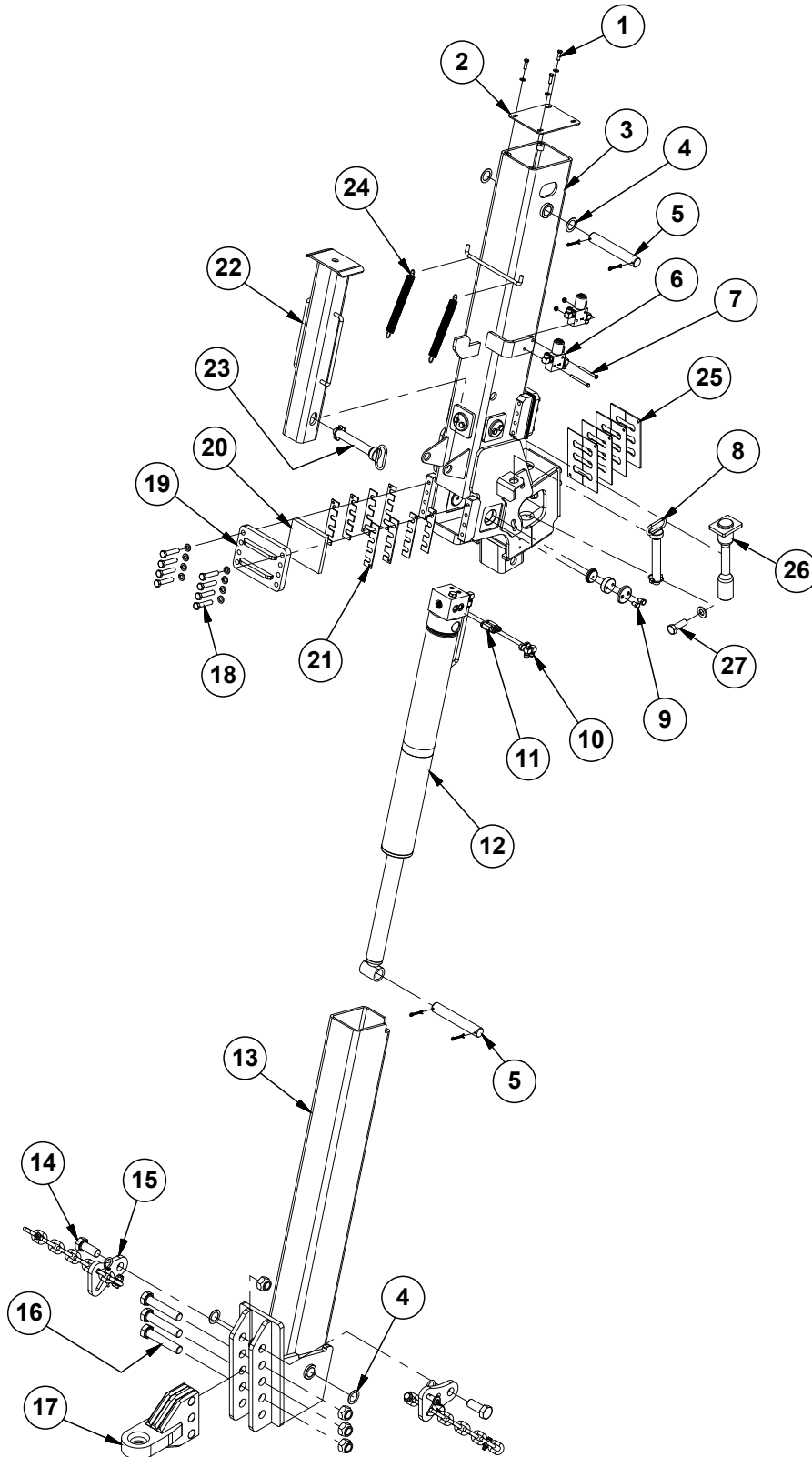
**\* Hydraulic hose is not stocked by Kinze Repair Parts, but can be made available on a special order basis. Call for quote.**

(IP1644)



ITEM	PART NO.	QTY.	DESCRIPTION
1	G10004	3	Hex Head Cap Screw, 3/8"-16 x 1 1/4"
	G11387	3	Flat Washer, 3/8" SAE
2	GD20229	1	Outer Plate Cover
3	G10072701	1	<a href="#">Outer Hitch</a>
4	GD3421	2	Pin, 1 1/4" x 8 3/4"
	G10460	4	Cotter Pin, 1/4" x 2"
5	G10936	2	Hex Head Cap Screw, 5/16"-18 x 3 1/2"
	G10620	2	Serrated Flange Nut, 5/16"-18
6	GA19428	2	<a href="#">See "Drawbar Hitch Valve Block" on page P259</a>
7	GA18130	2	Safety Pin
8	GA18129	1	Jack Stand
9	G10006	8	Hex Head Cap Screw, 5/8"-11 x 2 1/4"
	G10230	8	Lock Washer, 5/8"
10	GD25694	2	Wear Plate
11	GD29635	2	Wear Pad
12	GD20102	4	Shim, 1 1/2" x 5", 7 Gauge (.1793") (As Required)
	GD20190	8	Shim, 1 1/2" x 5", 10 Gauge (.1345") (As Required)
	GD20191	4	Shim, 1 1/2" x 5", 14 Gauge (.0747") (As Required)
13	GA14184	1	<a href="#">See "Drawbar Hitch Cylinder, 12 Row and 16 Row" on page P225</a>
14	G6400-08	1	Connector W/O-Ring, 3/4"-16 Male JIC To O-Ring
	GR1037	-	O-Ring
15	G6400-L-08	1	Long Connector W/O-Ring, 3/4"-16 Male JIC To O-Ring
16	G6500-08	2	Swivel Elbow, 90°, 3/4"-16 Male JIC To Female
17	G10438	12	Hex Head Cap Screw, 1/2"-13 x 3/4", Grade 5
	GB0230	6	Cap
	GB0234	6	Adjustment Plug
	GD34081	6	Wear Pad
18	GA14174	1	Inner Hitch
19	---	1	<a href="#">See "Safety Chain" on page P109</a>
20	G11058	1	Hex Head Cap Screw, 1 1/4"-7 x 3"
	G10157	1	Lock Nut, 1 1/4"-7
21	G10042	2	Hex Head Cap Screw, 1 1/4"-7 x 6 1/2"
	G10157	2	Lock Nut, 1 1/4"-7
22	GD13377	1	Spindle
23	GA9526	1	Swivel Block
24	G11186	1	Hex Head Cap Screw, 1"-8 x 6 1/2", Grade 5
	G10396	1	Lock Nut, 1"-8
25	GB0361	1	Single Clevis, Swivel Hitch
27	G10037	1	Hex Head Cap Screw, 1/2"-13 X 1 1/4"
	G10228	1	Lock Washer, 1/2"
	GD25785	1	Washer Cap
28	G10956	6	Hex Head Cap Screw, 7/8"-9 x 2 1/2", Grade 5
	G10330	6	Lock Washer, 7/8"
29	GA20001	1	Hitch Pin, 12 5/8"
30	GD0829	2	Spring
	GA14152	2	Hose Strap
31	GD29210-04	2	Hitch Shim, 7 Gauge (.1793")
	GD29210-01	2	Hitch Shim, 14 Gauge (.0747")
	GD29210-02	2	Hitch Shim, 12 Gauge (.1046")
	GD29210-03	2	Hitch Shim, 10 Gauge (.1345")

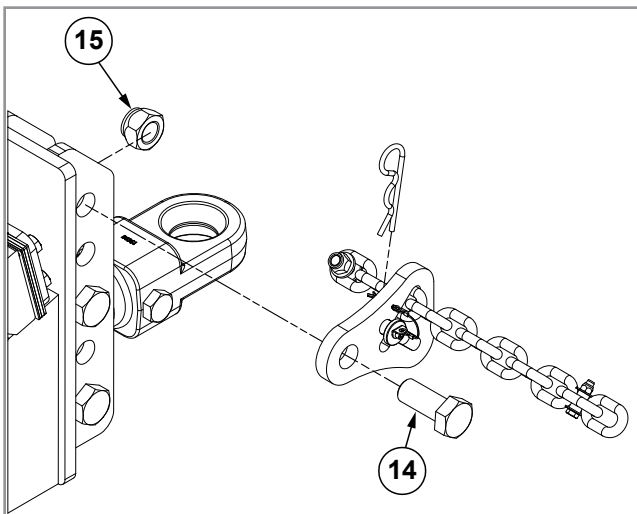
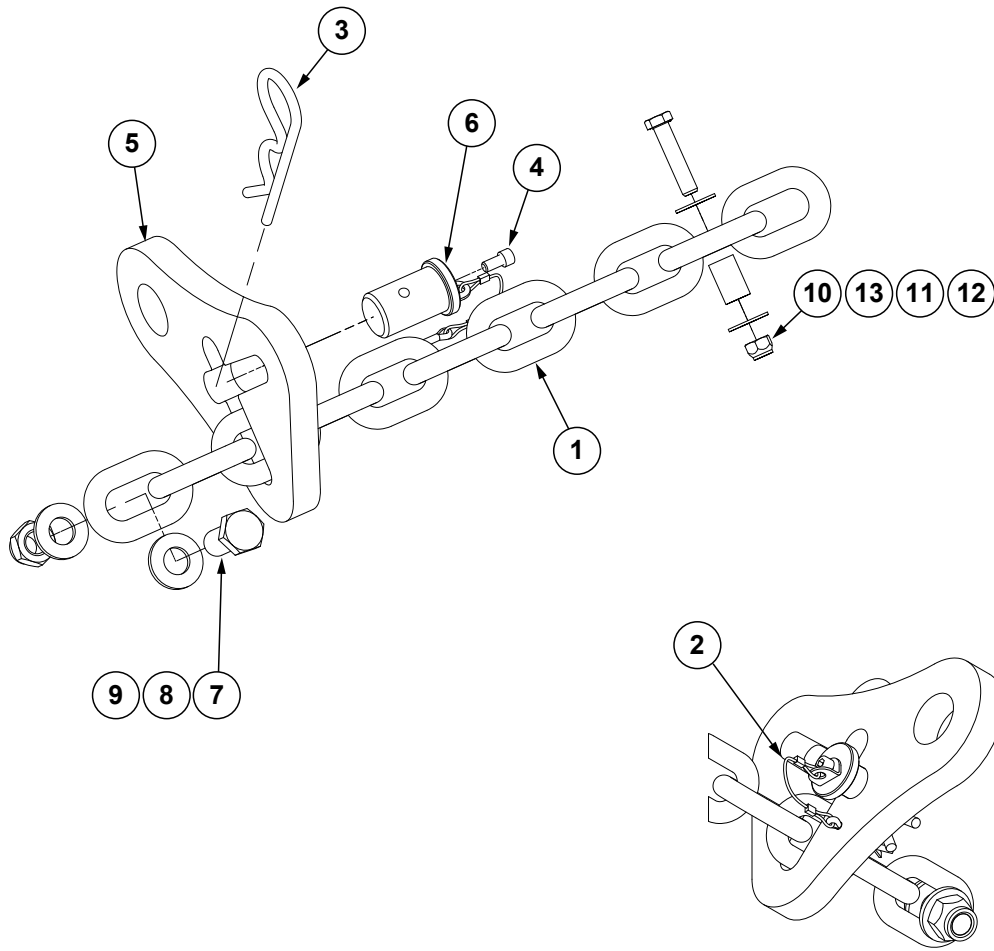
(IP1643)





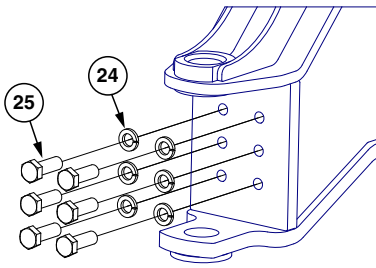
ITEM	PART NO.	QTY.	DESCRIPTION
1	G10004	3	Hex Head Cap Screw, 3/8"-16 x 1 1/4"
	G11387	3	Flat Washer, 3/8" SAE
2	GD30687	1	Outer Plate Cover
3	G10148201	1	Outer Hitch
4	G10450	4	Washer, 2 1/4", 18 Gauge (.0478")
5	GD9464-03	2	Pin, 1 1/2" x 9-1/2"
	G10460	4	Cotter Pin, 1/4" x 2"
6	GA19428	2	<a href="#">See "Drawbar Hitch Valve Block" on page P259</a>
7	G10936	2	Hex Head Cap Screw, 5/16"-18 x 3 1/2"
	G10620	2	Serrated Flange Nut, 5/16"-18
8	GA21628	1	Safety Pin, 7 1/4"
9	G10438	12	Hex Head Cap Screw, 1/2"-13 x 3/4"
	GB0230	6	Cap
	GB0234	6	Adjustment Plug
	GD34081	6	Wear Pad
10	G6500-08	2	Swivel Elbow, 90°, 3/4"-16 Male JIC To Female
11	G6400-L-08	2	Long Connector W/O-Ring, 3/4"-16 Male JIC To O-Ring
	GR1037	-	O-Ring
12	GA21585	1	<a href="#">See "Drawbar Hitch Cylinder, 24 Row" on page P226</a>
13	GA21595	1	Inner Hitch
14	G11058	2	Hex Head Cap Screw, 1 1/4"-7 x 3"
	G10157	2	Lock Nut, 1 1/4"-7
15	GA25107	2	<a href="#">See "Safety Chain" on page P109</a>
16	G10042	3	Hex Head Cap Screw, 1 1/4"-7 x 6 1/2"
	G10157	3	Lock Nut, 1 1/4"-7
17	GA21599	1	Clevis
18	G10010	16	Hex Head Cap Screw, 5/8"-11 x 3"
	G10230	16	Lock Washer, 5/8"
19	GA21598	2	Wear Support
20	GD30683	2	Wear Pad
21	GD30685	8	Shim, 10 Gauge (.1345")
	GD30684	4	Shim
	GD30686	4	Shim, 14 Gauge (.0747")
22	GA18129	1	Jack Stand
23	GA18130	1	Safety Pin
24	GD0829	2	Spring
	GA14152	2	Hose Strap
25	GD29210-04	2	Hitch Shim, 7 Gauge (.1793")
	GD29210-03	2	Hitch Shim, 10 Gauge (.1345")
	GD29210-02	2	Hitch Shim, 12 Gauge (.1046")
	GD29210-01	2	Hitch Shim, 14 Gauge (.0747")
26	GA20001	1	Hitch Pin, 12 5/8"
27	G10956	6	Hex Head Cap Screw, 7/8"-9 x 2 1/2", Grade 5
	G11393	6	Flat Washer, 7/8"

(A25107)

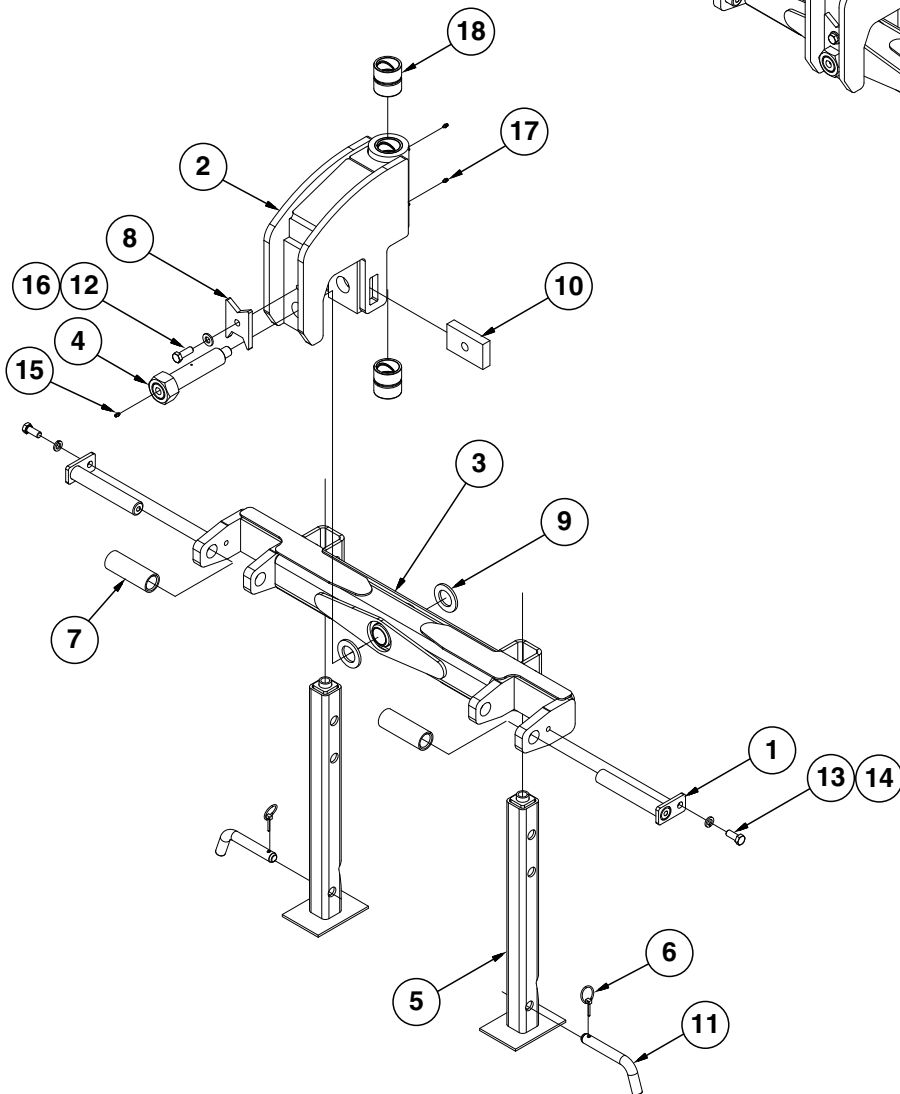
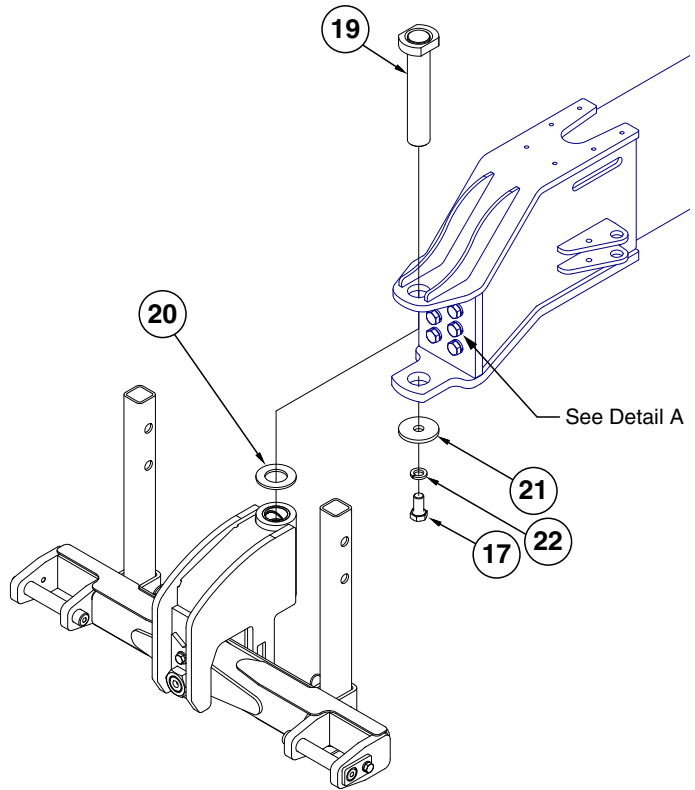


ITEM	PART NO.	QTY.	DESCRIPTION
1	G3324-01	1	Safety Chain, 13MM Grade 70, 97½"
2	GD35339	1	Looped Tether W/Tabs and Cotter Pin
3	G10671	1	Hairpin Cotter, ⅜" x 3¼"
4	G11874	1	Hex Socket Head Cap Screw, ¼"-20 x ½"
5	GD35127	1	Single Chain Latch
6	GD35340	1	Chain Latch Pin
7	G10007	1	Hex Head Cap Screw, ⅝"-11 x 1½"
8	G11391	2	Flat Washer, ⅝" SAE
9	G10107	1	Lock Nut, ⅝"-11
10	G10108	1	Lock Nut, ⅝"-16
11	GD8893-07	1	Sleeve, 1" Long
12	G10047	1	Hex Head Cap Screw, ⅜"-16 x 1¾"
13	G10210	2	Washer, ⅜" USS
14	G11058	1	Hex Head Cap Screw, 1¼"-7 x 3"
15	G10157	3	Lock Nut, 1¼"-7
A	G9948X	-	⅜" Transport Safety Chain Package (Items 1-13)

(A17689\_A16866)

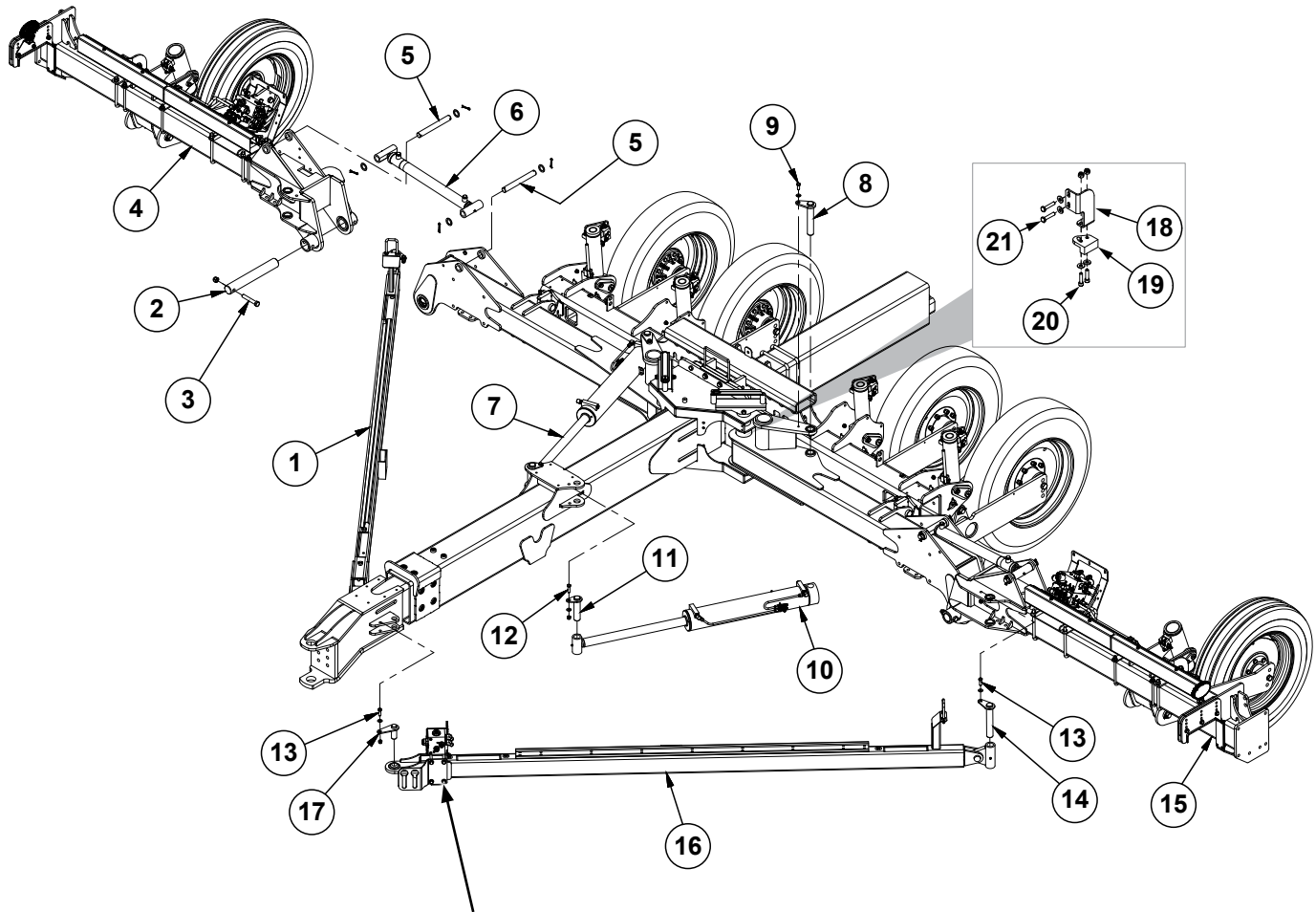


Detail A  
(Some Parts Not Shown For Clarity)



ITEM	PART NO.	QTY.	DESCRIPTION
1	GA11079	2	Hammer Strap, Category 3 And 3N
2	GA18826	1	Hitch Pivot
3	GA16864	1	Hitch Bar
4	GA22293	1	Pivot Pin
5	GA19280	2	Tilt Jack Stand
6	GD5625	2	Lynch Pin, 3/16"
7	GD16227	2	Bushing, 2" O.D. x 1 <sup>29</sup> / <sub>64</sub> " I.D. x 5 <sup>5</sup> / <sub>8</sub> ", Category 4
8	GD15100	1	Hitch Pivot Lock Nut
9	GD16303	2	Washer, 3" O.D. x 1 <sup>25</sup> / <sub>32</sub> " x 1/4" Thick
10	GD29419	1	Tap Bar
11	GD24396	2	Hitch Pin
12	G10005	1	Hex Head Cap Screw, 5/8"-11 x 1 <sup>3</sup> / <sub>4</sub> "
13	G10007	2	Hex Head Cap Screw, 5/8"-11 x 1 <sup>1</sup> / <sub>2</sub> "
14	G10230	2	Lock Washer, 5/8"
15	G10640	1	Grease Fitting, 1/4"-28
16	G11391	1	Flat Washer, 5/8" SAE
17	G10779	2	Grease Fitting, 90°, 1/4"-28
18	GD14562	2	Bushing, 2 <sup>3</sup> / <sub>4</sub> " O.D. x 2 <sup>1</sup> / <sub>4</sub> " I.D. x 3", Hardened
19	GA20002	1	Hitch Pivot Pin, 11 <sup>7</sup> / <sub>8</sub> "
20	GD15725	1	Washer, 4" O.D. x 2 <sup>1</sup> / <sub>4</sub> " I.D. x 1/4"
21	GD17245	1	Washer, 4" O.D. x 1 <sup>1</sup> / <sub>32</sub> " I.D. x 3/8"
22	G10118	1	Lock Washer, 1"
23	G11223	1	Hex Head Cap Screw, 1"-8 x 2"
24	G10330	6	Lock Washer, 7/8"
25	G10956	6	Hex Head Cap Screw, 7/8"-9 x 2 <sup>1</sup> / <sub>2</sub> ", Grade 5

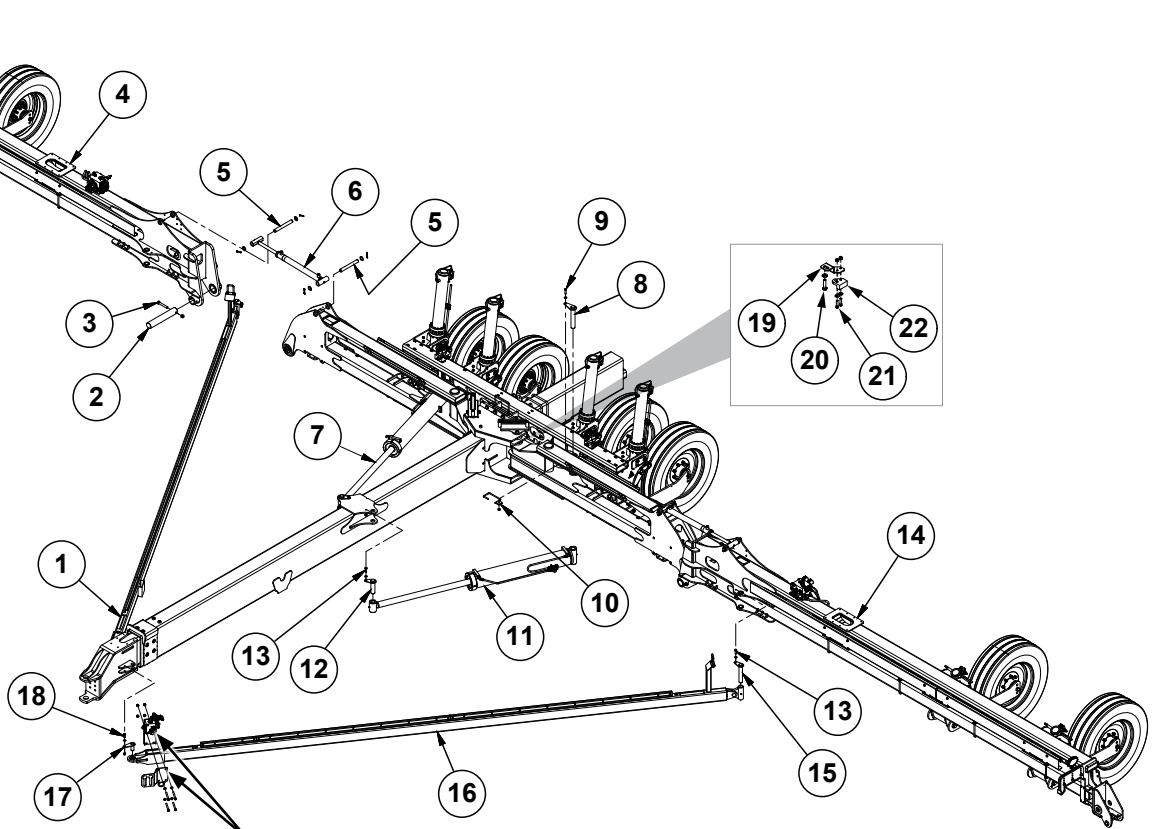
(IP1645)



[See "Valve Block and Hose Holder on Draft Link" on page P117](#)

ITEM	PART NO.	QTY.	DESCRIPTION
1	GA18914	1	R.H. Draft Link, 12 Row
	G10129701	-	R.H. Draft Link, 16 Row
2	GD29328	2	Wing Pivot Pin, 12 Row
	GD29327	2	Wing Pivot Pin, 16 Row
3	G10029	2	Hex Head Cap Screw, 3/4"-10 x 4 1/2"
	G10112	2	Lock Nut, 3/4"-10
4	G10032701	1	<a href="#">See "Wing Assembly, 12 Row and 16 Row" on page P133</a>
5	GD29103-01	4	Pin, 10.45"
	G10159	8	Washer, 1 7/8"
	G10460	8	Cotter Pin, 1/4" x 2"
6	G10259401	2	<a href="#">See "Wing Down Pressure Cylinder" on page P244</a>
7	G10059801	1	<a href="#">See "Fold Cylinder, 12 Row and 16 Row" on page P227</a>
8	G10068601	2	Hammer Strap Pin, 1.478" x 8.188"
9	G10037	2	Hex Head Cap Screw, 1/2"-13 X 1 1/4"
	G11389	2	Flat Washer, 1/2" Plated SAE
10	G10059701	1	<a href="#">See "Fold Cylinder, 12 Row and 16 Row" on page P227</a>
11	GA19333	2	Hammer Strap Pin, 5 3/4"
12	G10039	2	Hex Head Cap Screw, 1/2"-13 x 1 3/4"
	G11389	2	Flat Washer, 1/2" Plated SAE
	G10111	2	Lock Nut, 1/2"-13
13	G10017	4	Hex Head Cap Screw, 1/2"-13 x 1 1/2"
	G11389	4	Flat Washer, 1/2" Plated SAE
	G10111	4	Lock Nut, 1/2"-13
14	GA16884	2	Hammer Strap 9 1/8"
15	G10032601	1	<a href="#">See "Wing Assembly, 12 Row and 16 Row" on page P133</a>
16	GA18913	1	L.H. Draft Link, 12 Row (Shown)
	G10129801	-	L.H. Draft Link, 16 Row (Shown)
17	GA21494	2	Hammer Strap Pin
18	G10260801	1	Position Switch Mount
19	GA18353	1	Position Switch Magnetic Reed
20	G11320	2	Lock Nut, 1/4"-20, Grade B
	G10374	2	Hex Socket Head Cap Screw, 1/4"-20 x 1"
	G11385	2	Flat Washer, 1/4" SAE
21	G10857	2	Hex Head Cap Screw, 1/4"-20 x 1 1/4"
	G11385	4	Flat Washer, 1/4" SAE
	G11320	2	Lock Nut, 1/4"-20, Grade B

(IP1646)

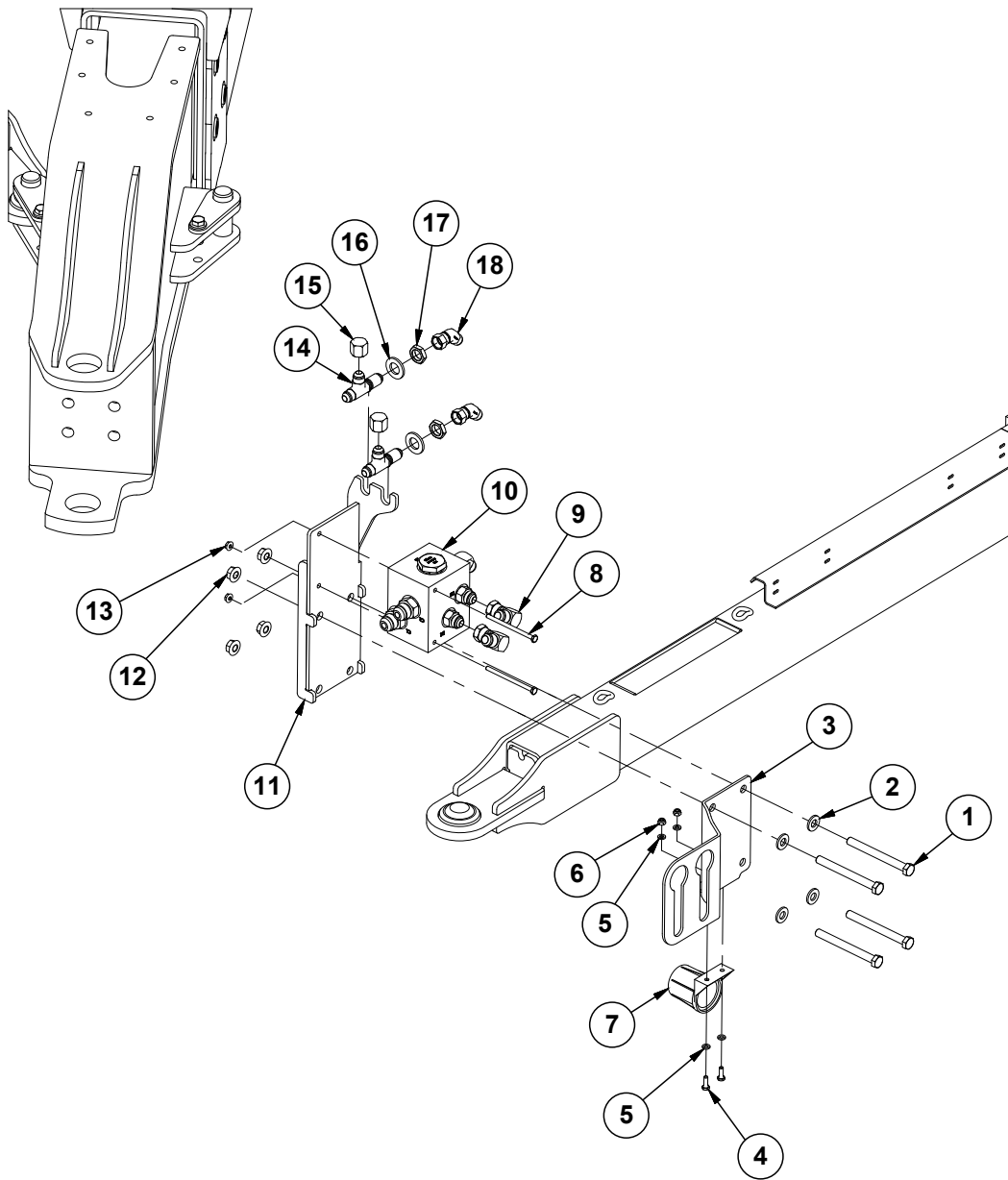


[See "Valve Block and Hose Holder on Draft Link" on page P117](#)



ITEM	PART NO.	QTY.	DESCRIPTION
1	G10116101	1	R.H. Draft Link
2	GD29326	2	Wing Pivot Pin, 24 Row
3	G10050	2	Hex Head Cap Screw, 3/4"-10 x 5"
	G10112	2	Lock Nut, 3/4"-10
4	G10039101	1	<a href="#">See "Wing Assembly, 24 Row" on page P135</a>
5	GD29103-01	4	Pin, 10.45"
	G10159	8	Washer, 1 7/8"
	G10460	8	Cotter Pin, 1/4" x 2"
6	G10259401	2	<a href="#">See "Wing Down Pressure Cylinder" on page P244</a>
7	G10051801	1	<a href="#">See "Fold Cylinder, 24 Row" on page P229</a>
8	GA19331	2	Hammer Strap Pin, 10"
9	G10016	2	Hex Head Cap Screw, 1/2"-13 x 2"
	G11389	2	Flat Washer, 1/2" Plated SAE
	G10111	2	Lock Nut, 1/2"-13
10	G10056401	2	Hose Guide
11	G10051901	1	<a href="#">See "Fold Cylinder, 24 Row" on page P229</a>
12	GA19332	2	Hammer Strap Pin, 5 3/4"
13	G10039	4	Hex Head Cap Screw, 1/2"-13 x 1 3/4"
	G11389	4	Flat Washer, 1/2" Plated SAE
	G10111	4	Lock Nut, 1/2"-13
14	G10039001	1	<a href="#">See "Wing Assembly, 24 Row" on page P135</a>
15	GA16884	2	Hammer Strap 9 1/8"
16	G10116201	1	L.H. Draft Link
17	GA21494	2	Hammer Strap Pin
18	G10017	2	Hex Head Cap Screw, 1/2"-13 x 1 1/2"
	G11389	2	Flat Washer, 1/2" Plated SAE
	G10111	2	Lock Nut, 1/2"-13
19	G10260901	1	Position Switch Mount
20	G10003	1	Hex Head Cap Screw, 3/8"-16 x 1 1/2"
	G11387	2	Flat Washer, 3/8" SAE
	G10901	1	Lock Nut, 3/8"-16
21	G10374	2	Hex Socket Head Cap Screw, 1/4"-20 x 1"
	G11385	2	Flat Washer, 1/4" SAE
	G11320	2	Lock Nut, 1/4"-20, Grade B
22	GA18353	1	Position Switch Magnetic Reed

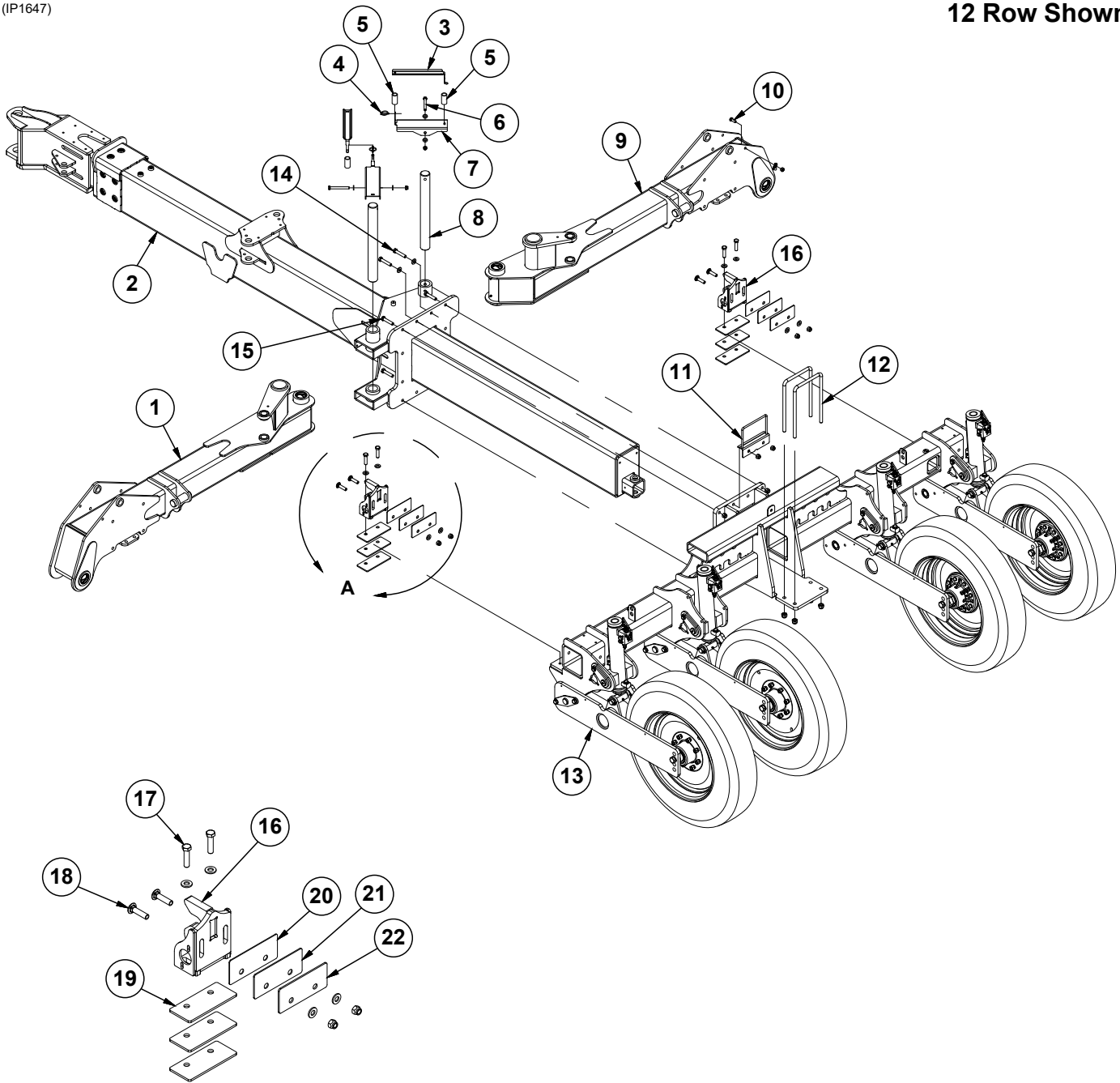
(IP1646-2)



ITEM	PART NO.	QTY.	DESCRIPTION
1	G10348	4	Hex Head Cap Screw, ½"-13 x 5"
2	G11389	4	Flat Washer, ½" Plated SAE
3	G10088801	1	Hose Holder Plate
4	G10023	2	Hex Head Cap Screw, ¼"-20 x ¾"
5	G11328	4	Washer, ¼" (16 and 24 Row)
6	G10110	2	Lock Nut, ¼"-20, Grade B (16 and 24 Row)
7	GD33707	1	Plug Protector (16 and 24 Row)
8	G10943	2	Hex Head Cap Screw, ¼"-20 x 4"
9	G6500-10	2	Swivel Elbow, 90°, ⅞"-14 Male JIC To Female
10	----	1	<a href="#">See "Main Lift Flow Divider" on page P267</a>
11	G10088701	1	Draft Link Block Mount
12	G10071	4	Serrated Flange Nut, ½"-13
13	G10621	2	Serrated Flange Nut, ¼"-20
14	G2704-08	2	Bulkhead Tee, ¾"-16 JIC (24 Row Only)
15	G304-C-8	2	Cap Nut, ¾"-16 (24 Row Only)
16	G11392	2	Flat Washer, ¾" SAE (24 Row Only)
17	G306-08	2	Lock Nut, ¾"-16 (24 Row Only)
18	G6502-08	2	Swivel Elbow, 45°, ¾"-16 Male JIC To Female (24 Row Only)

(IP1647)

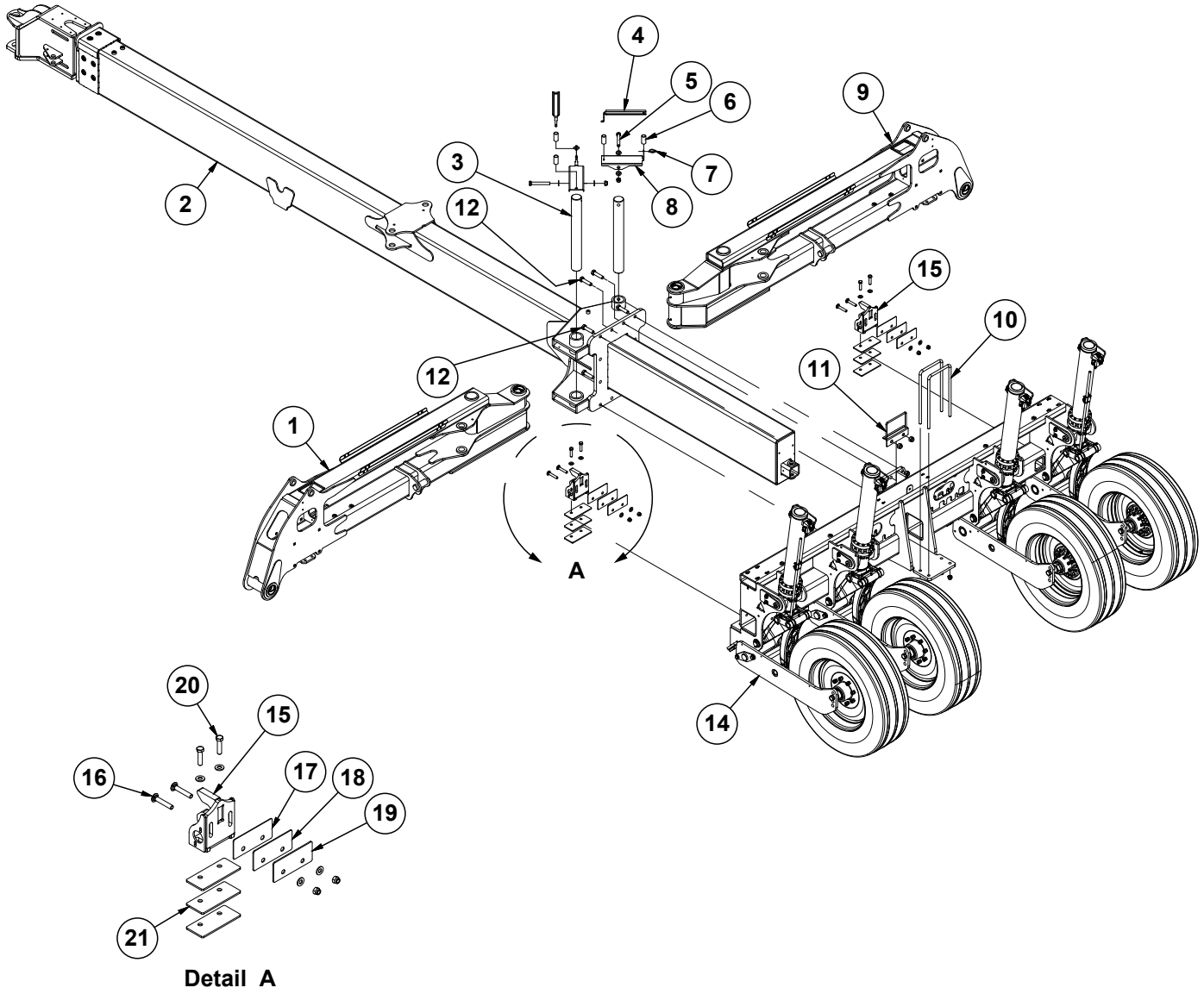
12 Row Shown



Detail A

ITEM	PART NO.	QTY.	DESCRIPTION
1	GA17361 GA17247	1 -	L.H. Stub Wing, 12 Row L.H. Stub Wing, 16 Row
2	---	1	<a href="#">See "Hitch" on page P123</a>
3	GD30779	2	Hose Guide Bracket
4	GD2558	2	Lynch Pin, 1/4"
5	G10049801	4	Hose Guide Bushing
6	G10045 G10348 G11389 G10111	2 - 4 2	Hex Head Cap Screw, 1/2"-13 x 4 1/2", 12 Row Hex Head Cap Screw, 1/2"-13 x 5", 16 Row Flat Washer, 1/2" Plated SAE Lock Nut, 1/2"-13
7	GD30782 GD30781	2 2	Hose Guide Mount, 12 Row Hose Guide Mount, 16 Row
8	GD25359 GD25231	2 -	Main Pivot Pin, 12 Row Main Pivot Pin, 16 Row
9	GA17362 GA17248	1 -	R.H. Stub Wing, 12 Row R.H. Stub Wing, 16 Row
10	G10037 GD27520 G10102	1 1 1	Hex Head Cap Screw, 1/2"-13 x 1 1/4" Insulated Clamp, 3/8" Hex Nut, 1/2"-13
11	G10130201	1	Hose Guide
12	GD25235 G10112	2 4	U-Bolt, 8" x 12" x 3/4"-10 Lock Nut, 3/4"-10
13	G10034101 G10039701	1 -	<a href="#">See "H-Frame Sub-Assembly, 12 Row" on page P126</a> <a href="#">See "H-Frame Sub-Assembly, 12 Row" on page P126</a>
14	G10862 G11391 G10107	2 2 2	Hex Head Cap Screw, 5/8"-11 x 3 1/4" Flat Washer, 5/8" SAE Lock Nut, 5/8"-11
15	G10010 G10107	10 10	Hex Head Cap Screw, 5/8"-11 x 3" Lock Nut, 5/8"-11
16	GA22287	2	Stub Wing Latch
17	G10009 G11391	4 4	Hex Head Cap Screw, 5/8"-11 x 2 1/2" Flat Washer, 5/8" SAE
18	G10392 G11391 G10107	4 4 4	Carriage Bolt, 5/8"-11 x 2 1/2" Flat Washer, 5/8" SAE Lock Nut, 5/8"-11
19	GD24786-01	6	Shim, 1/4" (As Required)
20	GD24786-04	2	Shim, 12 Gauge (.1046") (As Required)
21	GD24786-03	2	Shim, 10 Gauge (.1345") (As Required)
22	GD24786-02	2	Shim, 7 Gauge (.1793") (As Required)

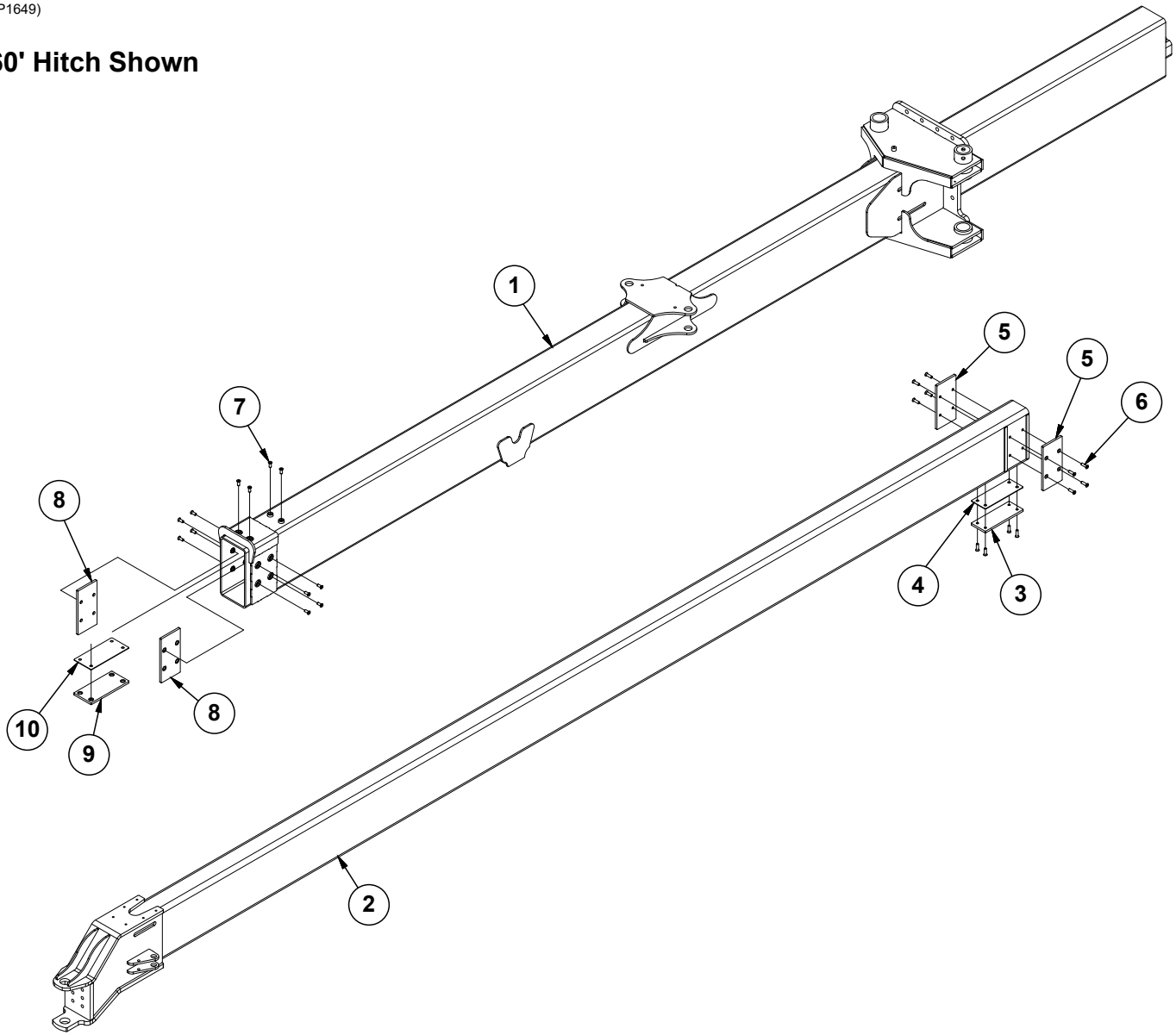
(IP1648)



ITEM	PART NO.	QTY.	DESCRIPTION
1	GA16753	1	L.H. Stub Wing
2	---	1	<a href="#">See "Hitch" on page P123</a>
3	GD24420	2	Main Pivot Pin
4	GD30779	2	Hose Guide Bracket
5	G10058	2	Hex Head Cap Screw, 3/4"-10 x 5 1/2"
	G11392	4	Flat Washer, 3/4" SAE
	G10112	2	Lock Nut, 3/4"-10
6	G10049801	4	Hose Guide Bushing
7	GD2558	2	Lynch Pin, 1/4"
8	GD30780	2	Hose Guide Mount, 24 Row
9	GA16752	1	R.H. Stub Wing
10	GD25499	2	U-Bolt, 8" x 16" x 3/4"-10
	G10112	4	Lock Nut, 3/4"-10
11	G10050101	1	Hose Guide
12	G11217	12	Hex Head Cap Screw, 7/8"-9 x 3 1/2"
	G10418	12	Lock Nut, 7/8"-9
13	---	---	---
14	---	1	<a href="#">See "H-Frame Sub-Assembly, 24 Row" on page P129</a>
15	GA22287	2	Stub Wing Latch
16	G11695	4	Carriage Bolt, 5/8"-11 x 3 1/2", Grade 5
	G11391	4	Flat Washer, 5/8" SAE
	G10107	4	Lock Nut, 5/8"-11
17	GD24786-04	2	Shim, 12 Gauge (.1046") (As Required)
18	GD24786-03	2	Shim, 10 Gauge (.1345") (As Required)
19	GD24786-02	2	Shim, 7 Gauge (.1793") (As Required)
20	G10009	4	Hex Head Cap Screw, 5/8"-11 x 2 1/2"
	G11391	4	Flat Washer, 5/8" SAE
21	GD24786-01	6	Shim, 1/4"

(IP1649)

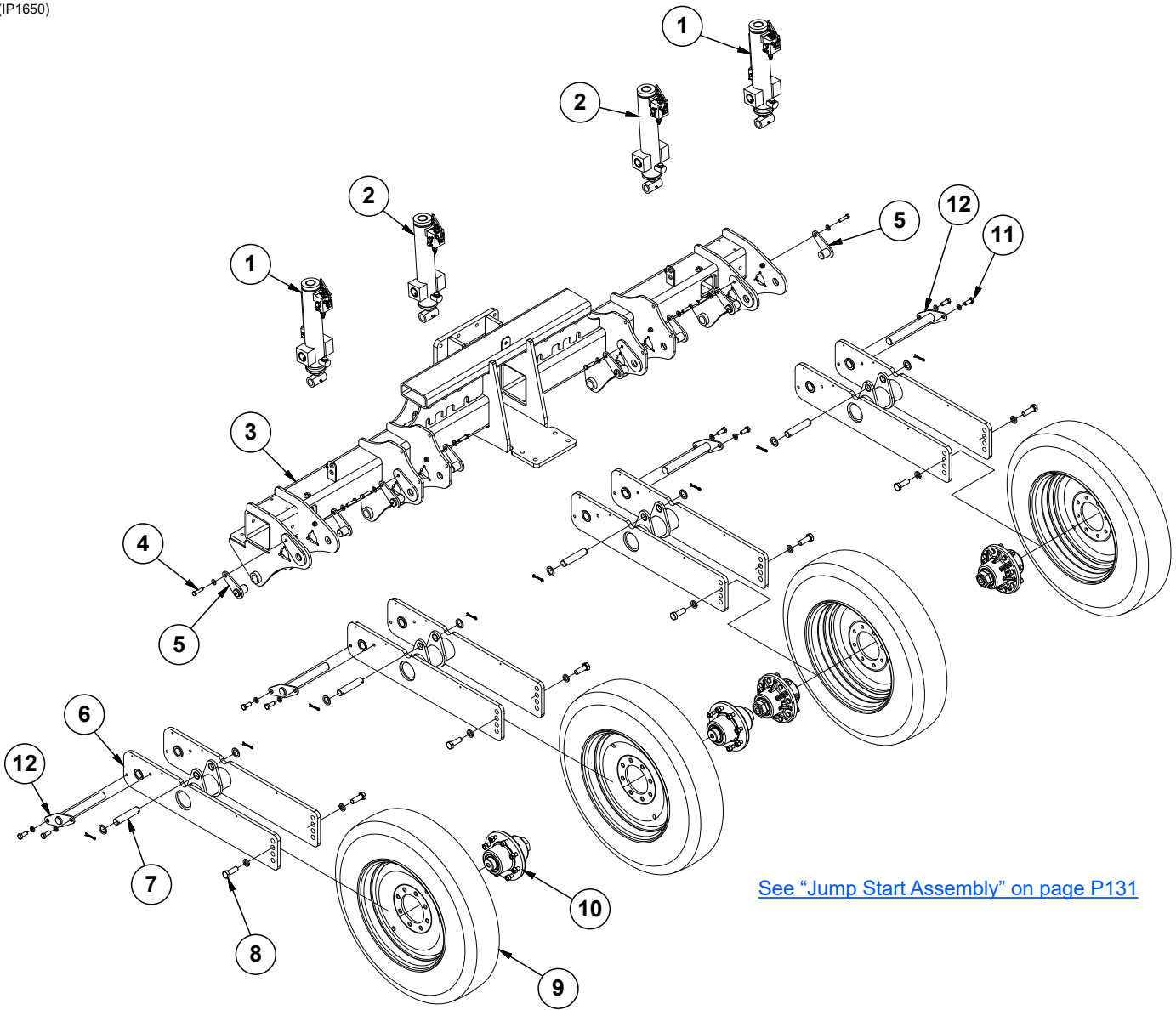
60' Hitch Shown





ITEM	PART NO.	QTY.	DESCRIPTION
1	G10035201	1	60' Outer Hitch, 24 Row
	G10039901	1	40' Outer Hitch, 16 Row
	G10032301	1	30' Outer Hitch, 12 Row
2	GA21512	1	60' Inner Hitch, 24 Row
	GA21513	1	40' Inner Hitch, 16 Row
	GA21514	1	30' Inner Hitch, 12 Row
3	GD24412	1	Inner Bottom Wear Pad
4	GD25386-04	1	Shim, 10 Gauge (.1345")
5	GD25224	2	Wear Pad, 12 Row
	GD27624	2	Wear Pad, 16 Row
	GD24411	2	Wear Pad, 24 Row
6	G11534	12	Hex Flat Head Counter Sunk, ½"-13 x 1¼"
	G10111	12	Lock Nut, ½"-13
7	G11572	12	Hex Flat Head Counter Sunk, ½"-13 x 1¼"
8	GA18315	-	Outer Side Wear Pad W/Bushing, 12 Row
	GA19234	-	Outer Side Wear Pad W/Bushing, 16 Row
	GA18314	-	Outer Side Wear Pad W/Bushing, 24 Row
9	GA18313	1	Outer Top Wear Pad W/Bushing
10	GD25387-04	1	Shim, 10 Gauge (.1345")

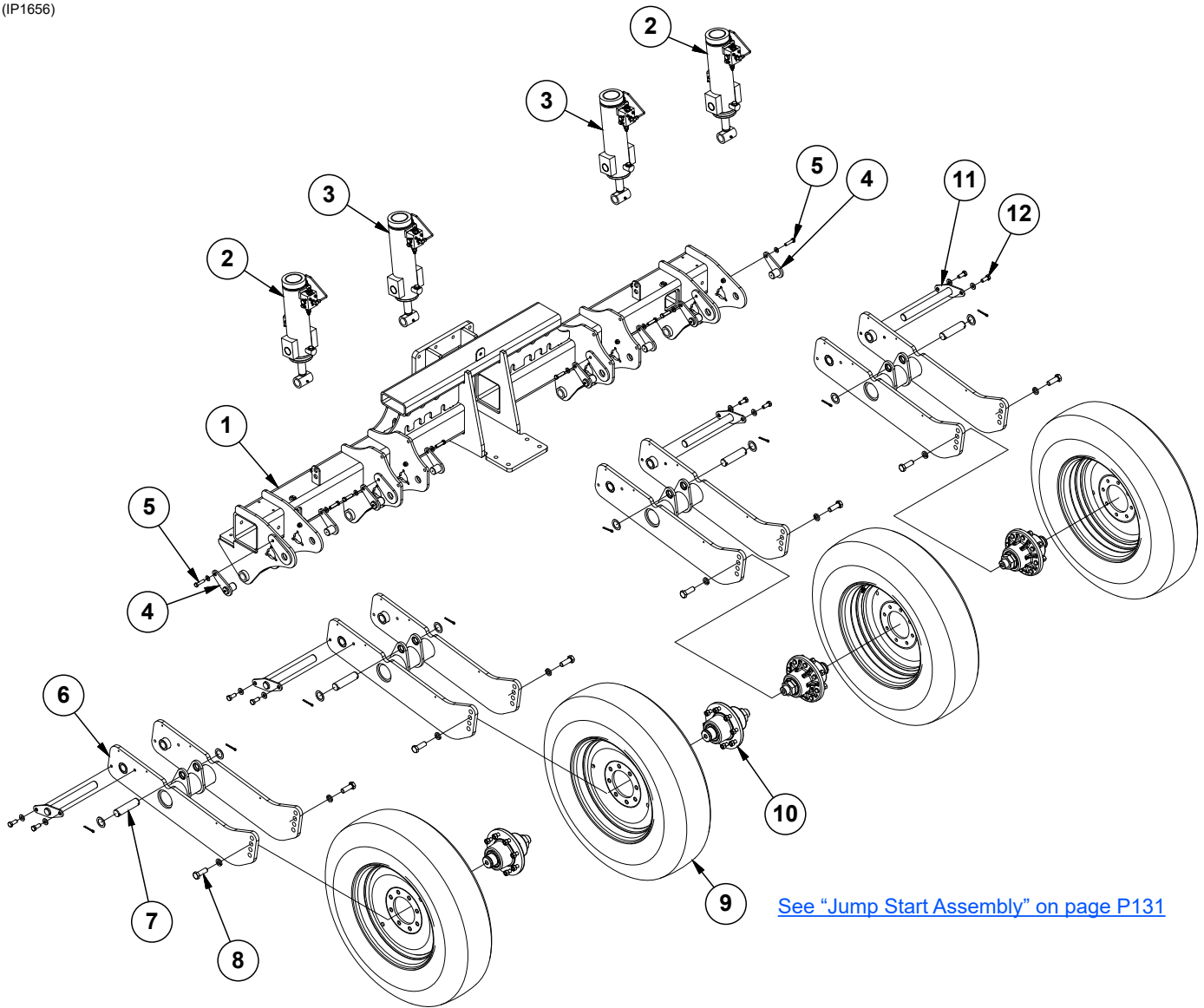
(IP1650)



[See "Jump Start Assembly" on page P131](#)

ITEM	PART NO.	QTY.	DESCRIPTION
1	G10103201	2	<a href="#">See "Master Cylinder (Outer), 12 Row" on page P234</a>
2	G10073101	2	<a href="#">See "Master Cylinder (Center), 12 Row" on page P235</a>
3	GA19186	1	H-Frame
4	G10016	8	Hex Head Cap Screw, ½"-13 x 2"
	G11389	8	Flat Washer, ½" Plated SAE
	G10111	8	Lock Nut, ½"-13
5	G10041701	8	Master Cylinder Pin
6	G10034001	4	Center Wheel Module
7	GD29104-02	4	Pin, 1¼" O.D. x 6"
	G10159	8	Washer, 1⅞"
	G10460	8	Cotter Pin, ¼" x 2"
8	G10448	8	Hex Head Cap Screw, ⅞"-9 x 2½", Grade 8
	G10330	8	Lock Washer, ⅞"
9	---	4	<a href="#">See "H-Frame Tire and Hub Assembly, 12 Row" on page P189</a>
	---	4	<a href="#">See "H-Frame Wheel and Hub Assembly, 16 Row (2021 Production Only)" on page P190</a>
10	---	4	<a href="#">See "H-Frame Tire and Hub Assembly, 12 Row" on page P189</a>
	---	4	<a href="#">See "H-Frame Wheel and Hub Assembly, 16 Row (2021 Production Only)" on page P190</a>
11	G10007	8	Hex Head Cap Screw, ⅝"-11 x 1½"
	G10230	8	Lock Washer, ⅝"
12	GA17372	4	Hammer Strap Pin

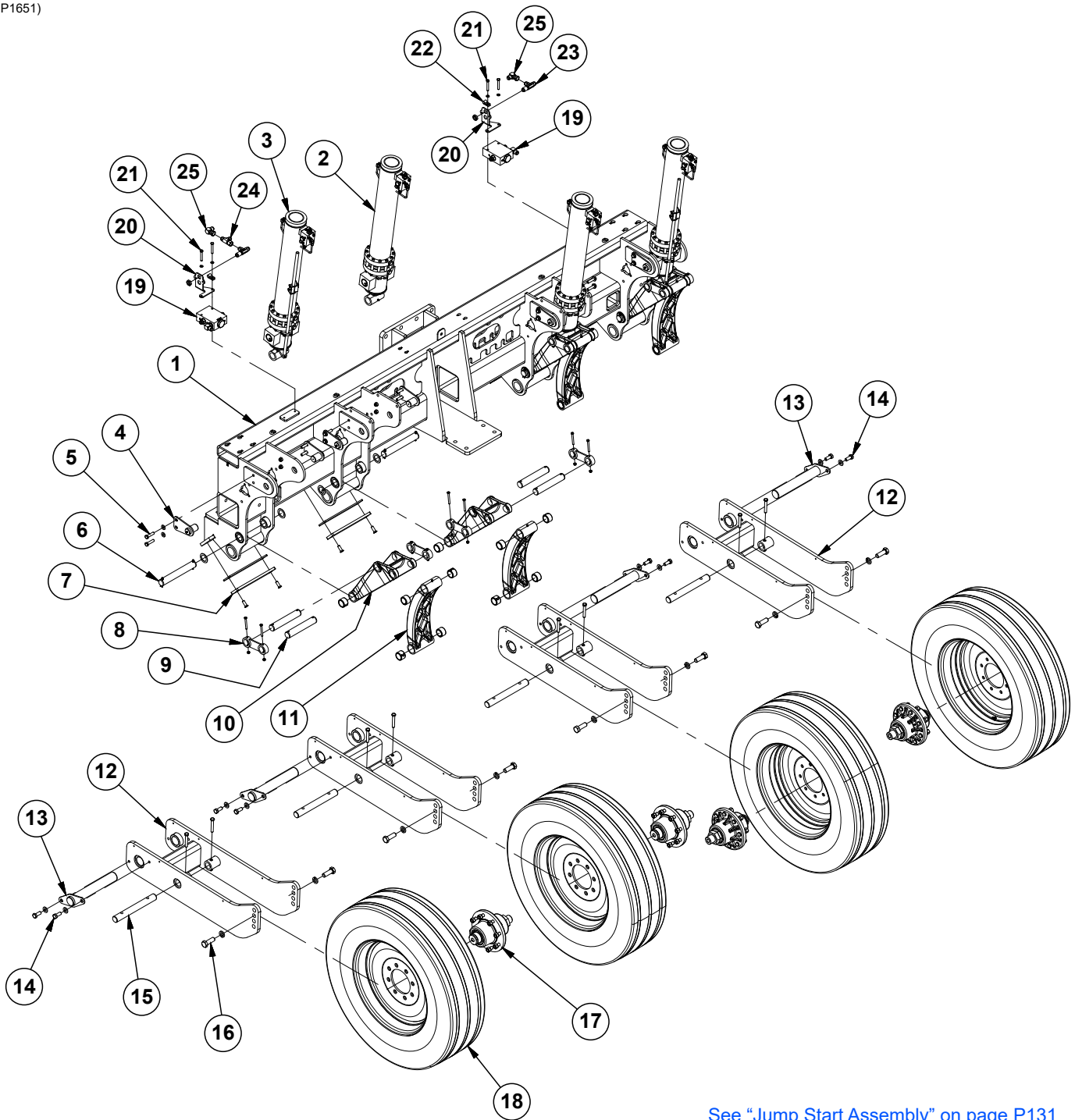
(IP1656)



[See "Jump Start Assembly" on page P131](#)

ITEM	PART NO.	QTY.	DESCRIPTION
1	GA19186	1	H-Frame
2	G10061701	2	<a href="#">See "Master Cylinder (Outer), 16 Row" on page P236</a>
3	G10058501	2	<a href="#">See "Master Cylinder (Center), 16 Row" on page P237</a>
4	G10041701	8	Master Cylinder Pin
5	G10016	8	Hex Head Cap Screw, ½"-13 x 2"
	G11389	8	Flat Washer, ½" Plated SAE
	G10111	8	Lock Nut, ½"-13
6	G10047101	4	Center Wheel Module
7	GD29030-02	4	Pin, 1½" O.D. x 5.95"
	G10450	8	Washer, 2¼", 18 Gauge (.0478")
	G10460	8	Cotter Pin, ¼" x 2"
8	G10448	8	Hex Head Cap Screw, 7⁄8"-9 x 2½", Grade 8
	G10330	8	Lock Washer, 7⁄8"
9	---	4	<a href="#">See "H-Frame Tire and Hub Assembly, 12 Row" on page P189</a>
	---	4	<a href="#">See "H-Frame Wheel and Hub Assembly, 16 Row (2021 Production Only)" on page P190</a>
10	---	4	<a href="#">See "H-Frame Tire and Hub Assembly, 12 Row" on page P189</a>
	---	4	<a href="#">See "H-Frame Wheel and Hub Assembly, 16 Row (2021 Production Only)" on page P190</a>
11	GA19890	4	Hammer Strap Pin
12	G10007	8	Hex Head Cap Screw, 5⁄8"-11 x 1½"
	G11391	8	Flat Washer, 5⁄8" SAE

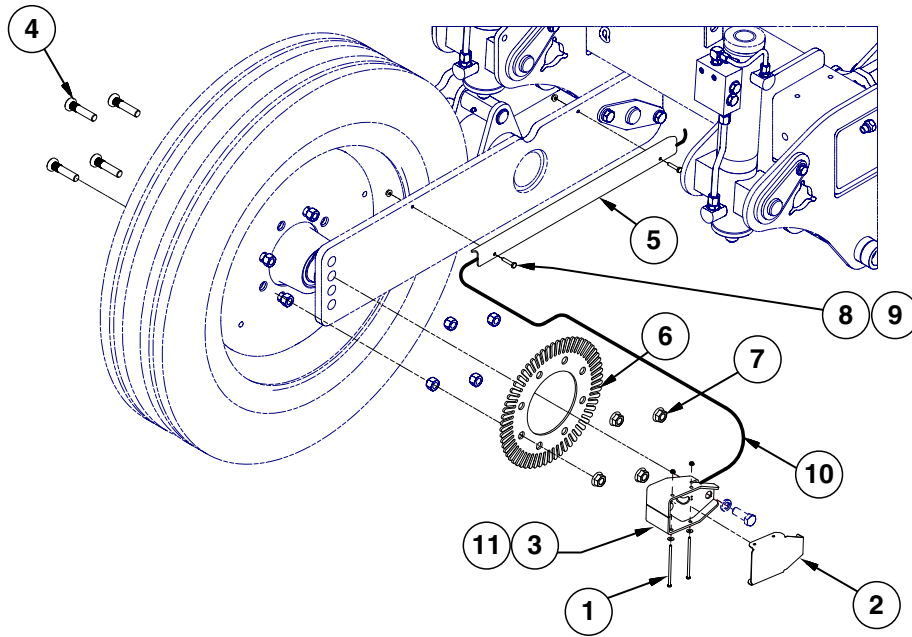
(IP1651)



[See "Jump Start Assembly" on page P131](#)

ITEM	PART NO.	QTY.	DESCRIPTION
1	G10034901	1	H-Frame
2	G10042501	2	<a href="#">See "Master Cylinder (Center), 24 Row" on page P241</a>
3	G10047201	2	<a href="#">See "Master Cylinder (Outer), 24 Row" on page P239</a>
4	GA26880	8	Master Cylinder Pin
5	G10016	16	Hex Head Cap Screw, 1/2"-13 x 2"
	G11389	16	Flat Washer, 1/2" Plated SAE
	G10111	16	Lock Nut, 1/2"-13
6	GD29030-03	4	Pin, 1 1/2" x 10.45"
	G10460	8	Cotter Pin, 1/4" x 2"
	G10450	8	Washer, 2 1/4", 18 Gauge (.0478")
7	GD24434	4	Wear Stop
	G10361	8	Flat Head Hex Socket Countersunk Cap Screw, 1/2"-13 x 1 1/2"
	GD24435-01	4	Shim, 1/4" (As Required)
8	GA26881	8	Anti-Rotation
	G10219001	16	Hex Head Cap Screw, 5/16"-18 x 2 3/4", Grade 8
	G10109	16	Lock Nut, 5/16"-18
9	GD29030-13	8	Pin, 1 1/2" x 8 5/8"
10	GD25424	4	Top Arm Linkage
	GD25794	8	Spring Bushing, 1 1/2" x 1 1/4"
	G10640	4	Grease Fitting, 1/4"-28
11	GD25423	4	Bottom Arm Linkage
	GD25794	16	Spring Bushing, 1 1/2" x 1 1/4"
	G10640	8	Grease Fitting, 1/4"-28
12	GA19883	4	Center Wheel Module
13	GA19884	4	Center Axle Pin
14	G10007	8	Hex Head Cap Screw, 5/8"-11 x 1 1/2"
	G11391	8	Flat Washer, 5/8" SAE
15	GD27087-01	4	Pin, 1.48" x 12 1/2"
	G10585	8	Hex Head Cap Screw, 1/2"-13 x 3 1/4"
	G10111	8	Lock Nut, 1/2"-13
16	G10448	8	Hex Head Cap Screw, 7/8"-9 x 2 1/2", Grade 8
	G10330	8	Lock Washer, 7/8"
17	G10035401	4	<a href="#">See "H-Frame Wheel and Hub Assembly, 16 Row (2021 Production Only)" on page P190</a>
18	G10022601	4	<a href="#">See "H-Frame Wheel and Hub Assembly, 16 Row (2021 Production Only)" on page P190</a>
19	---	2	<a href="#">See "Hydraulic Valve Block on H-Frame" on page P281</a>
20	G10054001	2	Line Support Bracket
21	G10049	4	Hex Head Cap Screw, 3/8"-16 x 2 1/2"
	G10229	4	Lock Washer, 3/8"
22	GD13348	2	Insulated Clamp, 1 1/16"
23	G2704-10	2	Tee, 7/8"-14 JIC
	G306-10	2	Lock Nut, 7/8"-14
24	G6602-10	1	Swivel Tee, 7/8"-14 JIC
25	G6500-10	2	Swivel Elbow, 90°, 7/8"-14 Male JIC To Female

(TP1532)



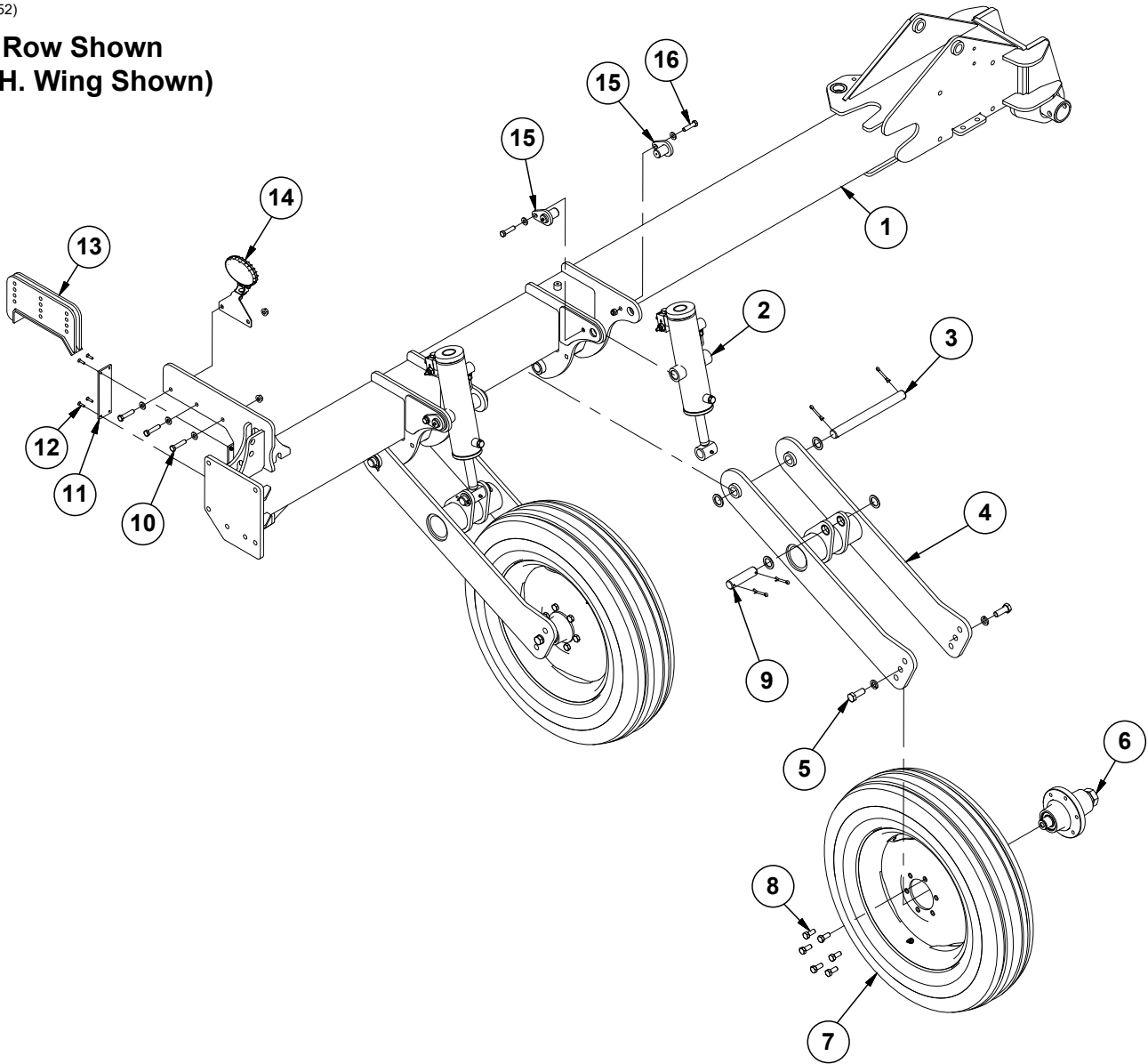
ITEM	PART NO.	QTY.	DESCRIPTION
1	G10621	2	Serrated Flange Nut, 1/4"-20
	G10013101	2	Hex Head Cap Screw, 1/4"-20 x 5
	G10209	2	Washer, 1/4" USS
2	G10012201	1	Jump Start Sensor Cover
3	G10012301	1	Jump Start Bracket
4	GD18676	4	Lug Bolt, 5/8"-18 x 2 3/4"
5	GD19252	1	Cable Guard
6	GD18643	1	Jump Start Wheel
7	G11254	4	Serrated Flange Nut, 5/8"-18
8	G10857	2	Hex Head Cap Screw, 1/4"-20 x 1 1/4"
9	G10621	2	Serrated Flange Nut, 1/4"-20
10	GA19393	1	Jump Start Cable
11	GA13204	1	Hall Effect Sensor



**This page left blank intentionally.**

(IP1652)

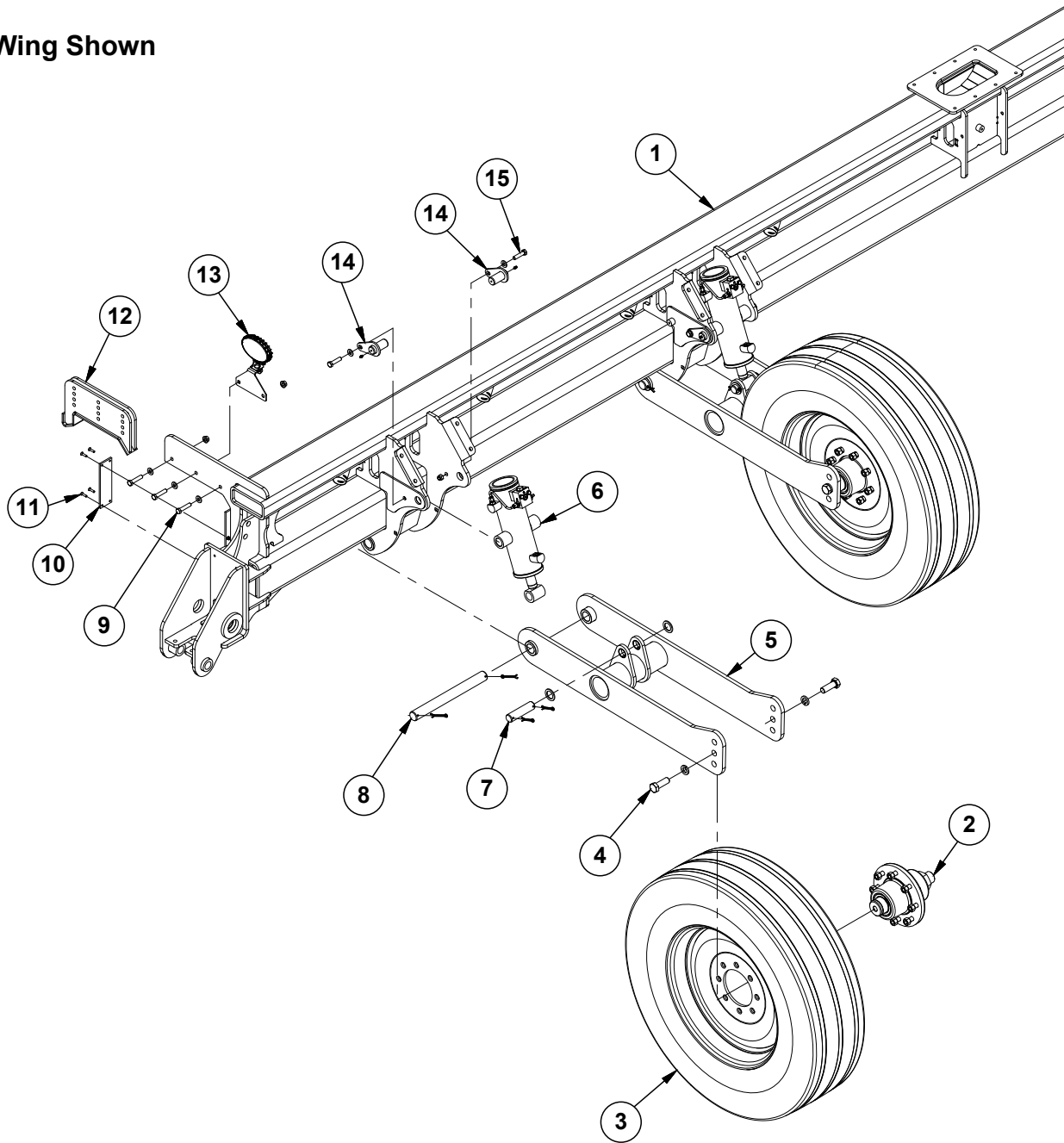
**16 Row Shown  
(L.H. Wing Shown)**



ITEM	PART NO.	QTY.	DESCRIPTION
1	G10035101	1	L.H. Wing, 16 Row (Shown)
	G10035001	1	R.H. Wing, 16 Row
	G10030401	1	L.H. Wing, 12 Row
	G10030501	1	R.H. Wing, 12 Row
2	G10089301	2	<a href="#">See "Wing Cylinder, 16 Row" on page P232</a> (Shown)
	G10071601	-	<a href="#">See "Wing Cylinder, 12 Row" on page P231</a>
3	GD29104-03	2	Pin, 13.63"
	G10460	4	Cotter Pin, 1/4" x 2"
	G10159	4	Washer, 1 7/8"
4	G10032201	2	Wing Wheel Module
5	G10026	4	Hex Head Cap Screw, 3/4"-10 x 2"
	G10231	4	Lock Washer, 3/4"
6	GA24828	2	<a href="#">See "Wing Wheel and Hub Assembly, 12 Row and 16 Row" on page P192</a>
7	GA17759	2	<a href="#">See "Wing Wheel and Hub Assembly, 12 Row and 16 Row" on page P192</a>
8	GR0270	12	Lug Bolt, 9/16"-18
9	GD29104-01	2	Pin, 4.95"
	G10460	4	Cotter Pin, 1/4" x 2"
	G10159	4	Washer, 1 7/8", 10 Gauge (.1345")
10	G10581	3	Hex Head Cap Screw, 1/2"-13 x 2 1/4"
	G11389	3	Flat Washer, 1/2" Plated SAE
	G10071	3	Serrated Flange Nut, 1/2"-13
11	GD30644	1	Bumper
12	G11180	4	Hex Flat Head Counter Sunk Cap Screw, 1/4"-20 x 1"
	G11320	4	Lock Nut, 1/4"-20, Grade B
13	GA22304	1	Adjustable Hook
14	---	1	<a href="#">See "Auxiliary Work Lights" on page P319</a>
15	G10029401	4	Slave Cylinder Pin
16	G10016	4	Hex Head Cap Screw, 1/2"-13 x 2"
	G11389	4	Flat Washer, 1/2" Plated SAE
	G10111	4	Lock Nut, 1/2"-13

(IP1653)

L.H. Wing Shown



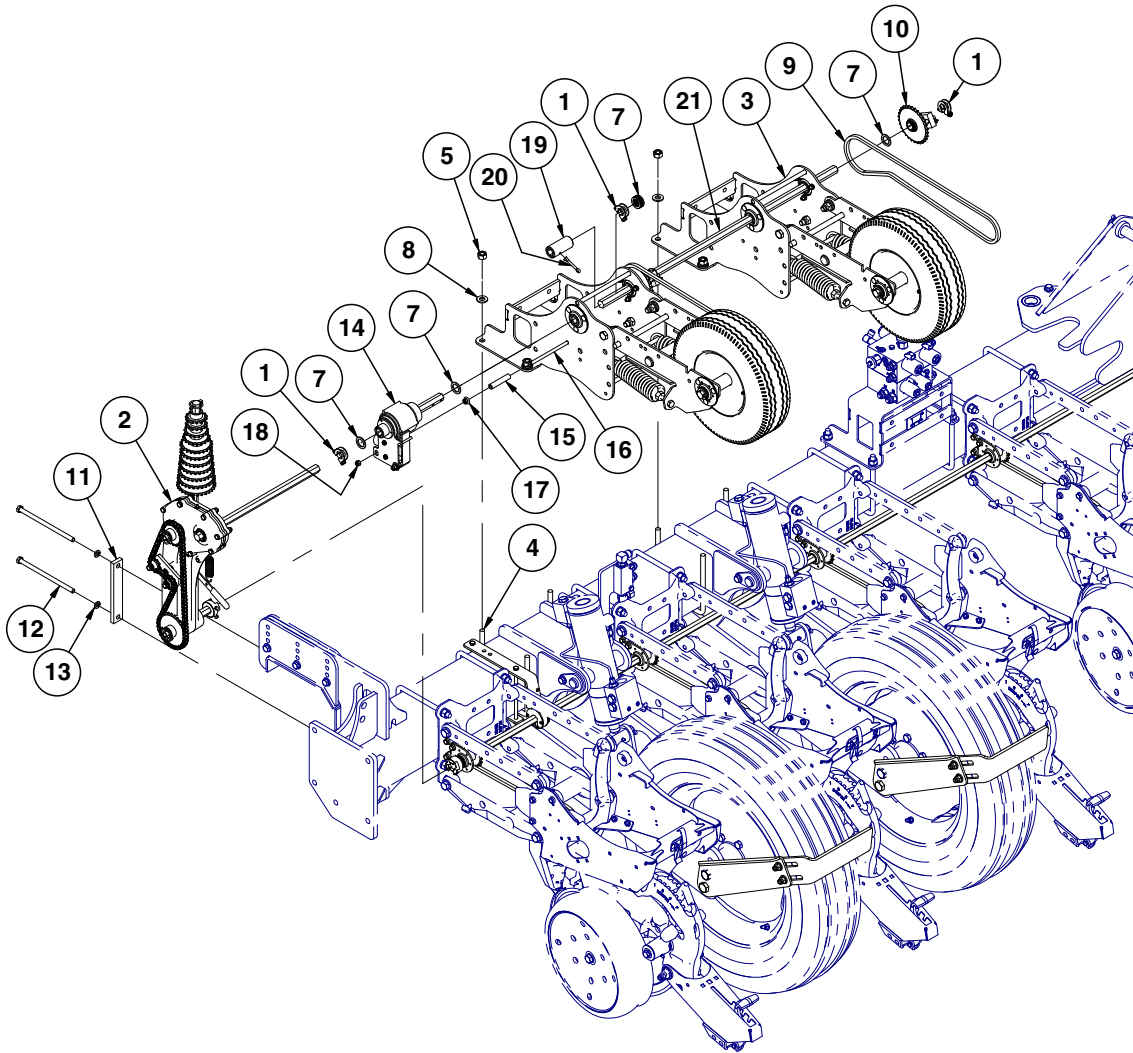
## Wing Assembly, 24 Row

M0307-02

Model 4905

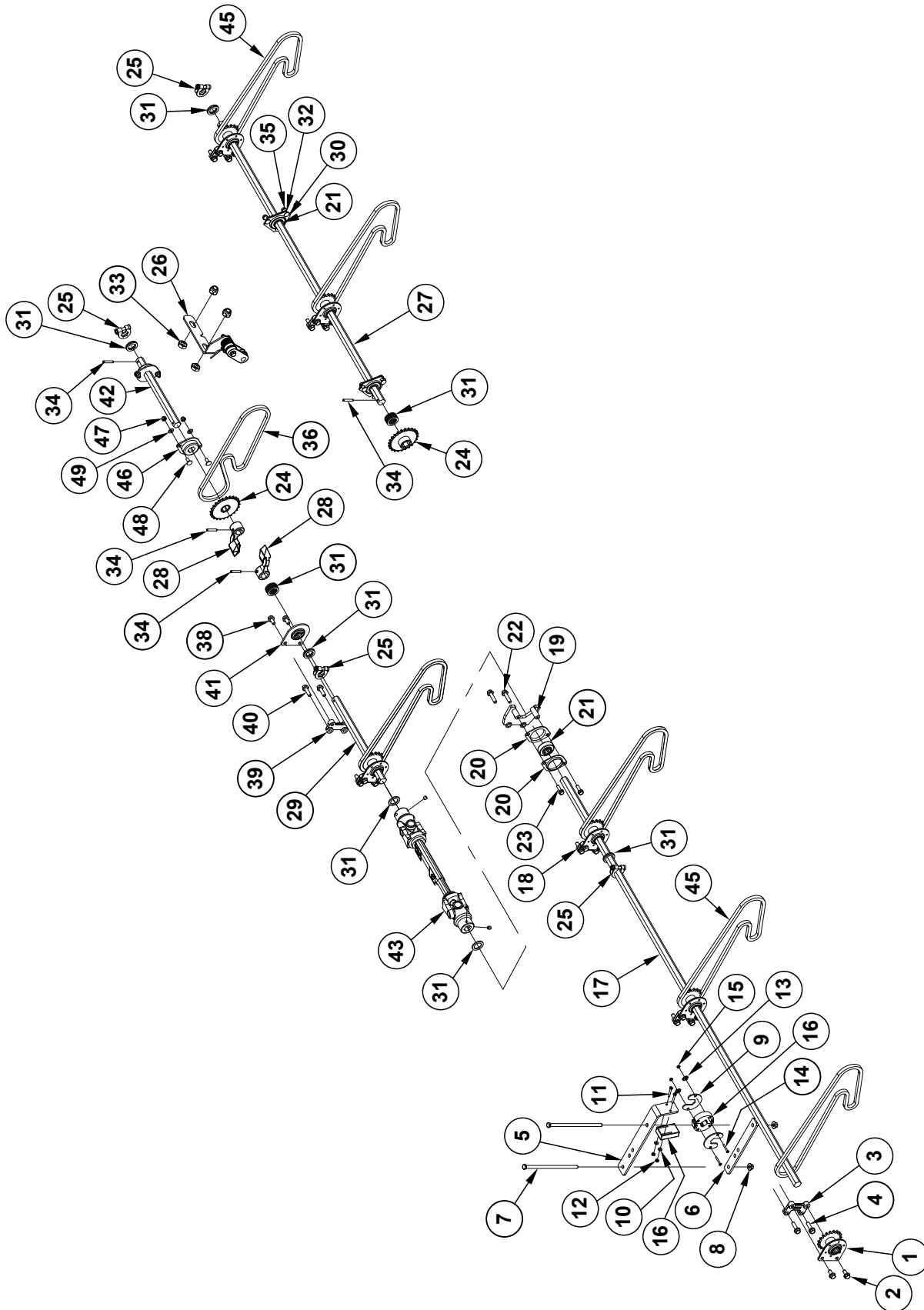
ITEM	PART NO.	QTY.	DESCRIPTION
1	G10031501 G10031401	1 -	L.H. Wing, 24 Row (Shown) R.H. Wing, 24 Row
2	---	2	<a href="#">See "H-Frame Wheel and Hub Assembly / Wing Wheel and Hub Assembly (24 Row - 2021 Production and On; 16 Row - 2022 Production and On)" on page P191</a>
3	---	2	<a href="#">See "H-Frame Wheel and Hub Assembly / Wing Wheel and Hub Assembly (24 Row - 2021 Production and On; 16 Row - 2022 Production and On)" on page P191</a>
4	G10448 G10330	4 4	Hex Head Cap Screw, 7/8-9 x 2 1/2", Grade 8 Lock Washer, 7/8"
5	G10038801	2	Wing Wheel Module
6	G10036301	2	<a href="#">See "Wing Cylinder, 24 Row" on page P233</a>
7	GD29104-01 G10159 G10460	2 4 4	Pin, 4.95" Washer, 1 7/8" Cotter Pin, 1/4" x 2"
8	GD27087-03 G10362	2 4	Pin, 14.88" Cotter Pin, 1/4" x 3"
9	G10581 G11389 G10071	3 3 3	Hex Head Cap Screw, 1/2"-13 x 2 1/4" Flat Washer, 1/2" Plated SAE Serrated Flange Nut, 1/2"-13
10	GD30644	1	Bumper
11	G11180 G11320	4 4	Hex Flat Head Counter Sunk Cap Screw, 1/4"-20 x 1" Lock Nut, 1/4"-20, Grade B
12	GA22144	1	Adjustable Hook
13	---	1	<a href="#">See "Auxiliary Work Lights" on page P319</a>
14	G10039401	4	Slave Cylinder Pin
15	G10016 G11389 G10111 G10640	4 4 4 4	Hex Head Cap Screw, 1/2"-13 x 2" Flat Washer, 1/2" Plated SAE Lock Nut, 1/2"-13 Grease Fitting, 1/4"-28

(IP1516-1)



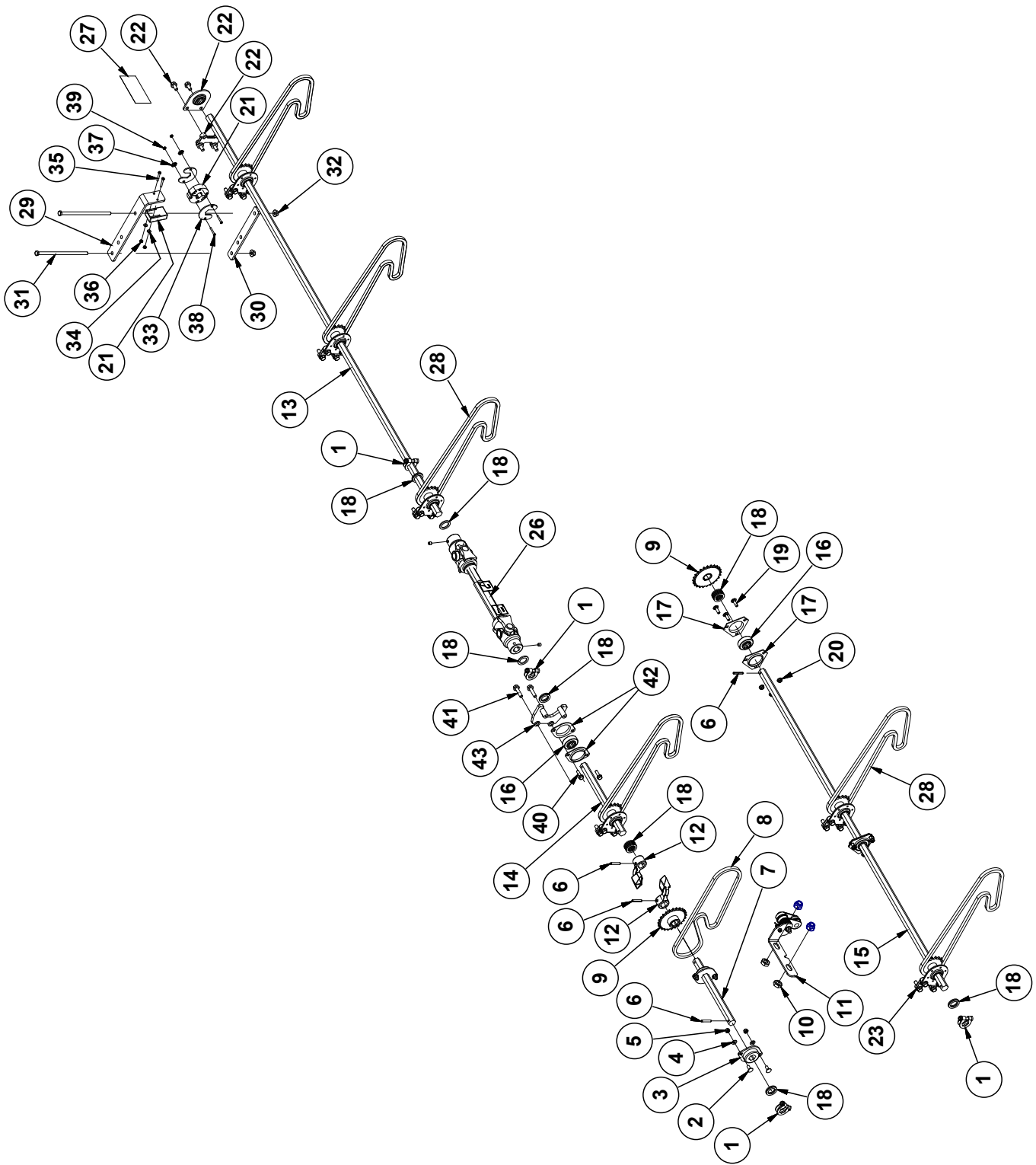
ITEM	PART NO.	QTY.	DESCRIPTION
1	GA11331	8	Hex Lock Clamp Assembly
2	---	-	<a href="#">See "Transmission" on page P149</a>
3	---	2	<a href="#">See "Ground Drive Wheel Module" on page P151</a>
4	GD1114	8	U-Bolt, 7" x 7" x 5/8"-11
5	G10107	16	Lock Nut, 5/8"-11
6	---	---	---
7	G10233	16	Machine Bushing, 1 1/2" x 1/32", 10 Gauge (.1345")
8	G11391	16	Flat Washer, 5/8" SAE
9	G3310-114	4	Chain, No. 40, 114 Pitch Including Connector Link (Vacuum)
	G3310-116	4	Chain, No. 40, 116 Pitch Including Connector Link (Mechanical)
	GR0912	-	Connector Link, No. 40
10	GA9843	2	Ratchet/Sprocket Assembly, L.H.
	GA5164	2	Ratchet/Sprocket Assembly, RH
11	GD26597	2	Transmission Mount Bar
12	G10909	4	Hex Head Cap Screw, 1/2"-13 x 9"
13	G10228	8	Lock Washer, 1/2"
14	---	-	<a href="#">See "Point Row Clutch" on page P157</a>
15	GD8893-04	2	Sleeve, 3" Long
16	G11686	2	Hex Head Cap Screw, 3/8"-16 x 6 1/2", Grade 5
17	G11091	2	Serrated Flange Nut, 3/8"-16
18	G10108	2	Lock Nut, 3/8"-16
19	GD13554	2	Coupler, 3 1/4"
20	G10460	2	Cotter Pin, 1/4" x 2"
21	GD0914-40	2	Hex Shaft, 7/8" x 40" (No Holes), 16 Row
	GD0914-72	1	Hex Shaft, 7/8" x 72" (No Holes), 12 Row L.H.
	GD0914-74	1	Hex Shaft, 7/8" x 74" (No Holes), 12 Row R.H.

(IP1545-1)





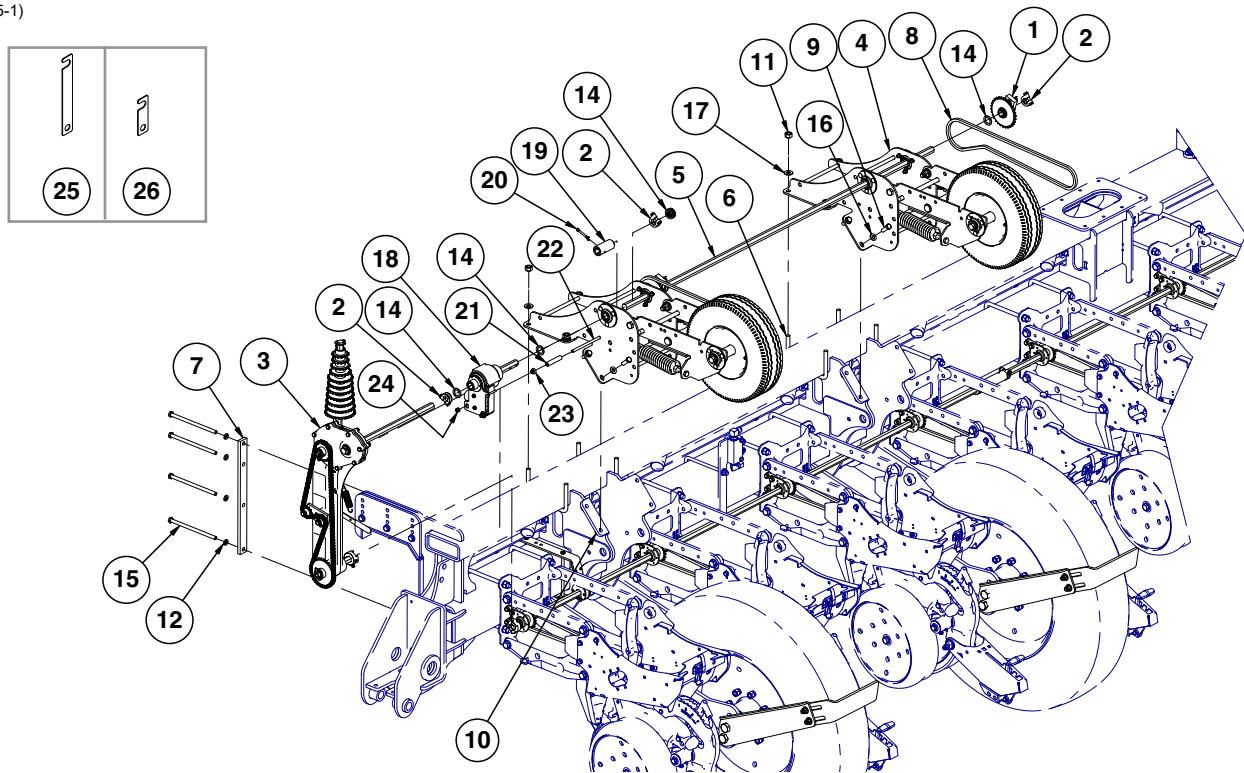
ITEM	PART NO.	QTY.	DESCRIPTION	ITEM	PART NO.	QTY.	DESCRIPTION
1	GA1720	1	Bearing/Sprocket, 7/8" Hex Bore	30	G3400-01	8	Flangette
2	G11123	2	Hex Serrated Flange Cap Screw, 3/8"-16 x 3/4"	31	G10233	44	Machine Bushing, 1 1/2" x 1/2", 10 Gauge (.1345")
3	GD26328	1	Row Unit Bearing Mount	32	G10303	12	Carriage Bolt, 5/16"-18 x 1"
4	G11204	2	Hex Serrated Flange Cap Screw, 3/8"-16 x 1 1/4", Grade 5	33	G10503	4	Hex Jam Nut, 5/8"-11, Grade 2
5	GD18118	2	Shaft Sensor Mount	34	G10602	8	Spring Pin, 1/4" x 1 1/2"
6	GD18168	2	Mount	35	G10620	12	Serrated Flange Nut, 5/16"-18
7	G10686	4	Hex Head Cap Screw, 3/8"-16 x 8"	36	G3310-84	2	Chain, No. 40, 84 Pitch Including Connector Link
8	G11091	4	Serrated Flange Nut, 3/8"-16		GR0912	-	Connector Link, No. 40
9	GD11474	4	Cover	37	GA1720	1	Bearing/Sprocket, 7/8" Hex Bore
10	G10243	4	Washer, No. 10 SAE	38	G11123	4	Hex Serrated Flange Cap Screw, 3/8"-16 x 3/4"
11	G11288	4	Pan Head Screw, No. 10-32 x 1 1/4"	39	GD26329	2	Row Unit Bearing Mount
12	G10758	4	Hex Nut, No. 10-32	40	G11204	4	Hex Serrated Flange Cap Screw, 3/8"-16 x 1 1/4", Grade 5
13	G10931	4	Lock Washer, No. 8, Internal/External, Stainless Steel	41	GA2180	1	Hanger Bearing, 7/8" Hex Bore
14	G10927	4	Pan Head Machine Screw, No. 8-32 x 1 1/4", Stainless Steel	42	GD6825-11.625	2	Hex Shaft, 7/8" x 11 5/8" (2 Holes)
15	G10928	4	Hex Nut, No. 8-32, Stainless Steel	43	GA20919	2	U-Joint W/Grease Fitting
16	GA8135	1	Shaft Rotation Kit, Includes: (2) Actuators (2) Rotation Sensors		GR1293	-	Yoke, 7/8" Hex
17	GD0914-132	1	Hex Shaft, 7/8" x 132" (No Holes), 16 Row		GR1294	-	Cross And Bearing Kit
	GD0914-72	-	Hex Shaft, 7/8" x 72" (No Holes), 12 Row		GR1295	-	Inboard Kit
18	GD26329	1	Row Unit Bearing Mount		GR1301	-	Spring Pin, 8 mm x 50 mm
19	GA17661	1	Bearing Mount Extension		GR2124	-	Inner Profile
20	G3400-03	2	Flangette		GR2125	-	Outer Profile and Inboard Yoke
21	G2100-03	5	Bearing, 7/8" Hex Bore, Spherical		GR1557	-	Grease Fitting, 45°, Metric
22	G11408	2	Hex Serrated Flange Cap Screw, 3/8"-16 x 1 1/2"		G10072	4	Hex Socket Set Screw, 3/8"-16 x 3/8"
23	G11480	2	Hex Socket Flange Cap Screw, 5/16"-18 x 1"	44	---	-	---
24	GA5109	4	Sprocket, 24 Tooth	45	G3303-102	12	Chain, No. 41, 102 Pitch Including Connector Link
25	GA11331	8	Hex Lock Clamp Assembly	46	GA22282	4	Bearing, 7/8"
26	---	1	<a href="#">See "Chain Tensioner" on page P154</a>	47	G10109	8	Lock Nut, 5/16"-18
27	GD6825-49.50	1	Hex Shaft, 7/8" x 49 1/2"	48	G10312	8	Carriage Bolt, 5/16"-18 x 3/4"
28	GB0730	4	Paddle Drive	49	G11386	8	Flat Washer, 5/16" SAE
29	GD6825-14.625	1	Hex Shaft, 7/8" x 14 5/8"	A	GA12694	-	Shaft Sensor Mounting Package (Items 5-15)



ITEM	PART NO.	QTY.	DESCRIPTION	ITEM	PART NO.	QTY.	DESCRIPTION
1	GA11331	8	Hex Lock Clamp Assembly	28	G3303-102	8	Chain, No. 41, 102 Pitch Including Connector Link
2	G10312	8	Carriage Bolt, 5/16"-18 x 3/4"				Connector Link, No. 41
3	GA22282	4	Bearing, 7/8"				Shaft Sensor Mount
4	G11386	8	Flat Washer, 5/16" SAE	29	GD18118	2	Mount
5	G10109	8	Lock Nut, 5/16"-18	30	GD18168	2	Hex Head Cap Screw, 3/8"-16 x 8"
6	G10602	8	Spring Pin, 1/4" x 1 1/2"	31	G10686	4	Serrated Flange Nut, 3/8"-16
7	GD6825-11.625	2	Hex Shaft, 7/8" x 11 5/8" (2 Holes)	32	G11091	4	Cover
8	G3310-84	2	Chain, No. 40, 84 Pitch Including Connector Link	33	GD11474	4	Flat Washer, No. 8
			Connector Link	34	G11961	4	Phillips Pan Head Machine Screw, No. 8-32 x 1 1/2", Stainless Steel
9	GR0912	-	Connector Link, No. 40	35	G11960	4	Nyloc Nut, No. 8-32
10	GA5109	4	Sprocket, 24 Tooth	36	G11202	4	Lock Washer, No. 8, Internal/External, Stainless Steel
11	G10503	4	Hex Jam Nut, 5/8"-11, Grade 2	37	G10931	4	Pan Head Machine Screw, No. 8-32 x 1 1/4", Stainless Steel
12	---	-	See "Chain Tensioner" on page P154	38	G10927	4	Hex Nut, No. 8-32, Stainless Steel
13	GB0730	4	Paddle Drive	39	G10928	4	Hex Socket Flange Cap Screw, 5/16"-18 x 1"
14	GD0914-134	1	Hex Shaft, 7/8" x 134 1/2" (No Holes), 16 Row	40	G11480		Hex Serrated Flange Cap Screw, 3/8"-16 x 1 1/2"
15	GD0914-74	-	Hex Shaft, 7/8" x 74" (No Holes), 12 Row	41	G11408		Flangette
16	GD6825-12.688	1	Hex Shaft, 7/8" x 12.688"	42	G3400-03		Bearing Mount Extension
17	GD6825-59	1	Hex Shaft, 7/8" x 59"	43	GA17661		Shaft Sensor Mounting Package (Items 29-39)
18	G2100-03	4	Bearing, 7/8" Hex Bore, Spherical	A	GA12694	-	
19	G3400-01	8	Flangette				
20	G10233	44	Machine Bushing, 1 1/2" x 1 1/2", 10 Gauge (.1345")				
21	G10303	12	Carriage Bolt, 5/16"-18 x 1"				
22	G10620	12	Serrated Flange Nut, 5/16"-18				
23	GA8135	1	Shaft Rotation Kit, Includes: (2) Actuators (2) Rotation Sensors				
24	---	-	---				
25	---	-	---				
26	GA20919	2	U-Joint W/Grease Fitting				
	GR1293	-	Yoke, 7/8" Hex				
	GR1294	-	Cross And Bearing Kit				
	GR1295	-	Inboard Kit				
	GR1301	-	Spring Pin, 8 mm x 50 mm				
	GR2124	-	Inner Profile				
	GR2125	-	Outer Profile and Inboard Yoke				
	GR1557	-	Grease Fitting, 45°, Metric				
27	G10072	4	Hex Socket Set Screw, 3/8"-16 x 3/8"				
	---	-	---				

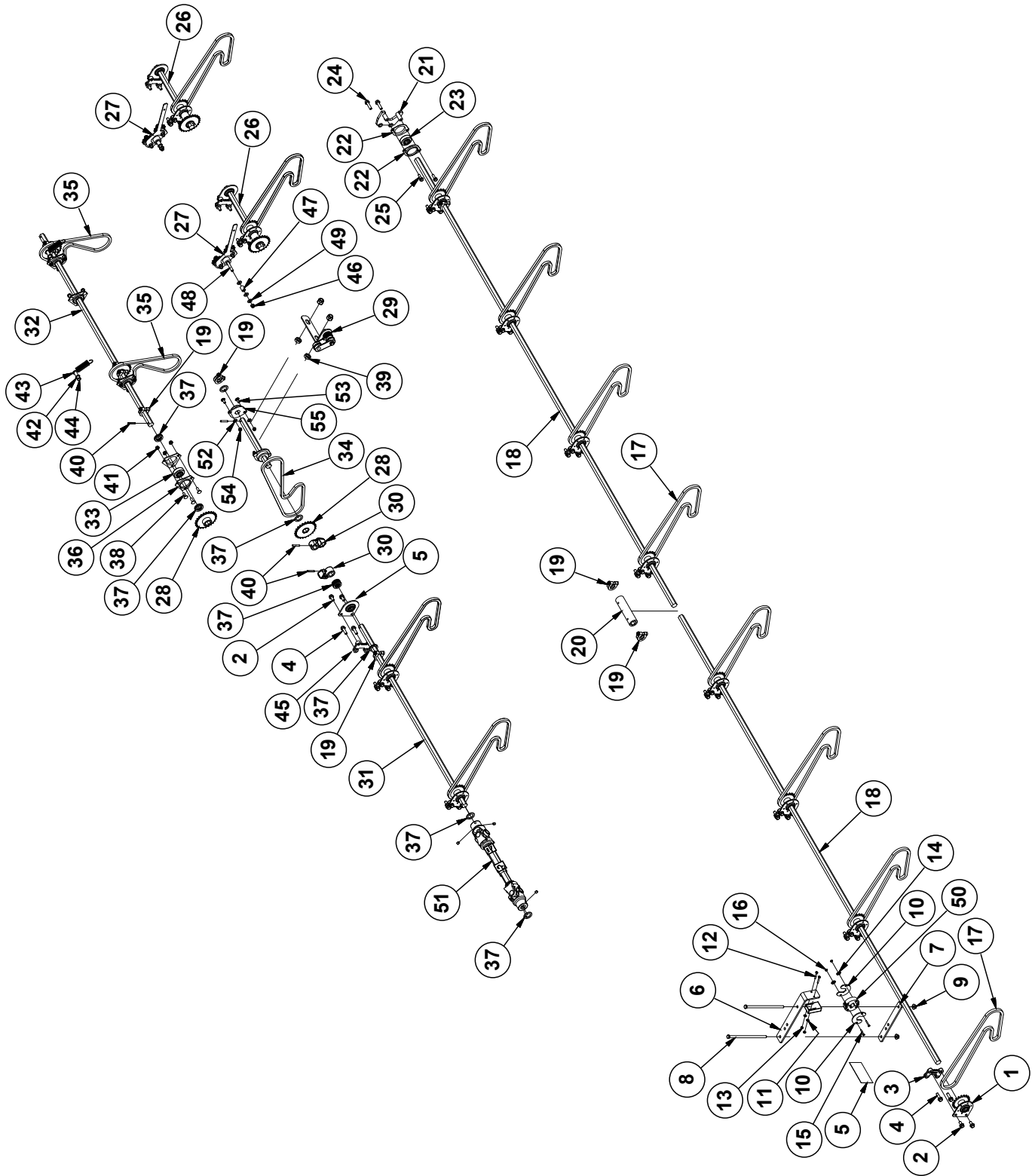
**This page left blank intentionally.**

(IP1515-1)



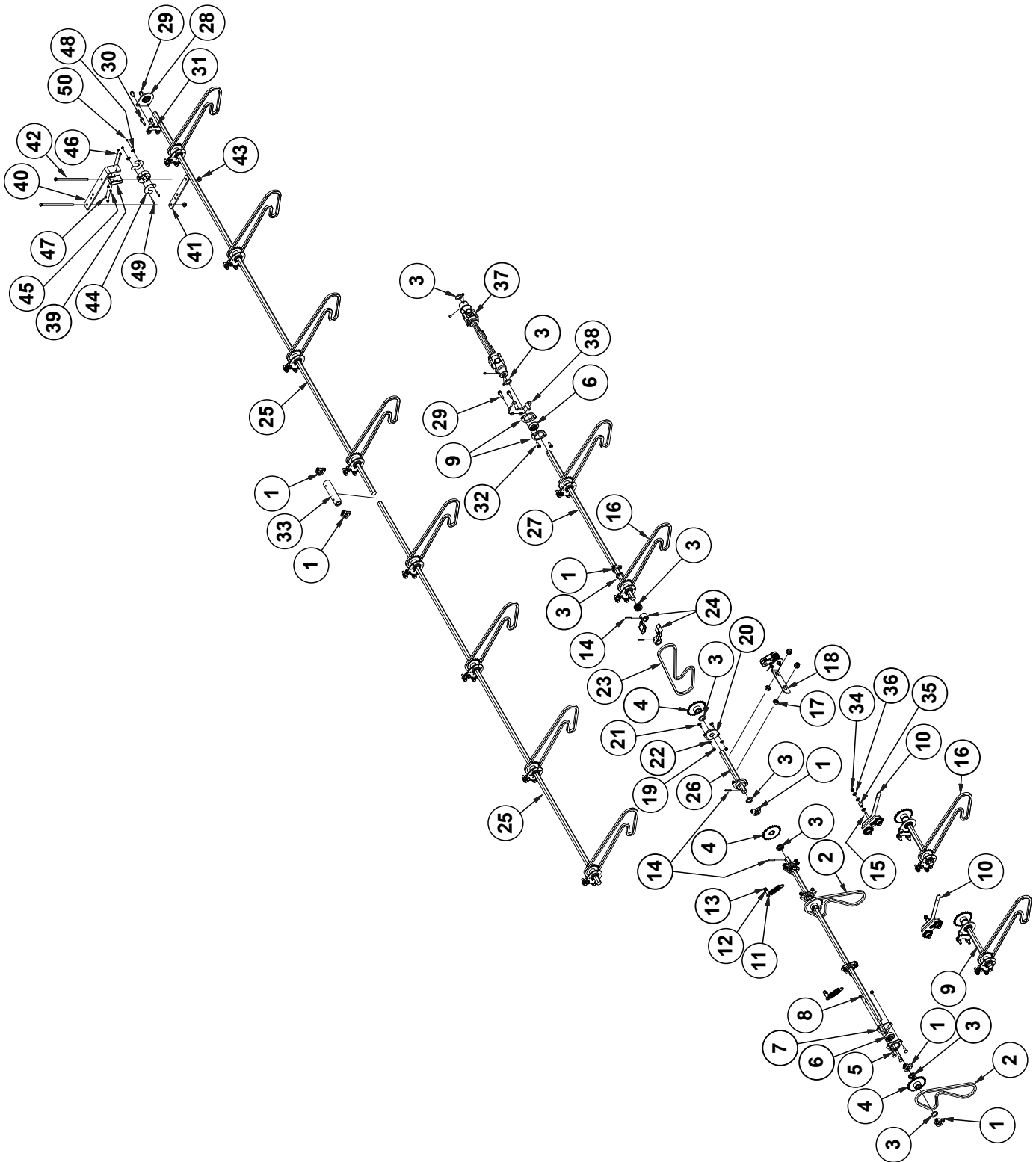
ITEM	PART NO.	QTY.	DESCRIPTION
1	GA9843	2	Ratchet/Sprocket Assembly
2	GA11331	6	Hex Lock Clamp Assembly
3	---	-	<a href="#">See "Transmission" on page P149</a>
4	---	-	<a href="#">See "Ground Drive Wheel Module" on page P151</a>
5	GD0914-71	2	Hex Shaft, 7/8" x 71"
6	GD25914	8	U-Bolt, 7" x 3" x 5/8"-11
7	---	-	---
8	G3310-114	4	Chain, No. 40, 114 Pitch Including Connector Link (Vacuum)
	G3310-116	4	Chain, No. 40, 116 Pitch Including Connector Link (Mechanical)
	GR0912	-	Connector Link, No. 40
9	G10017	16	Hex Head Cap Screw, 1/2"-13 x 1 1/2"
10	G10071	16	Serrated Flange Nut, 1/2"-13
11	G10107	16	Hex Nut, 5/8"-11
12	G10228	8	Lock Washer, 1/2"
13	---	---	---
14	G10233	16	Machine Bushing, 1 1/2" x 1/32", 10 Gauge (.1345")
15	G10909	8	Hex Head Cap Screw, 1/2"-13 x 9"
16	G11389	16	Flat Washer, 1/2" Plated SAE
17	G11391	16	Flat Washer, 5/8" SAE
18	---	-	<a href="#">See "Point Row Clutch" on page P157</a>
19	GD13554	2	Coupler, 3 1/4"
20	G10460	2	Cotter Pin, 1/4" x 2"
21	GD8893-04	2	Sleeve, 3" Long
22	G11686	2	Hex Head Cap Screw, 3/8"-16 x 6 1/2", Grade 5
23	G11091	2	Serrated Flange Nut, 3/8"-16
24	G10108	2	Lock Nut, 3/8"-16
25	GD30284	-	Shim (As Required)
26	GD30283	-	Shim (As Required)

(IP1515-2)



ITEM	PART NO.	QTY.	DESCRIPTION	ITEM	PART NO.	QTY.	DESCRIPTION
1	GA1720	1	Bearing/Sprocket, 7/8" Hex Bore	34	G3310-88	2	Chain, No. 40, 88 Pitch Including Connector Link
2	G11123	2	Hex Serrated Flange Cap Screw, 3/8"-16 x 3/4"		GR0912	-	Connector Link, No. 40
3	GD26328	1	Row Unit Bearing Mount	35	G3310-74	4	Chain, No. 40, 74 Pitch Including Connector Link
4	G11204	2	Hex Serrated Flange Cap Screw, 3/8"-16 x 1 1/4", Grade 5		GR0912	-	Connector Link, No. 40
5	GA2180	-	Hanger Bearing, 7/8" Hex Bore	36	G3400-01	16	Flangette
6	GD18118	2	Shaft Sensor Mount	37	G10233	52	Machine Bushing, 1 1/2" x 1/2", 10 Gauge (.1345")
7	GD18168	2	Mount	38	G10303	24	Carriage Bolt, 5/16"-18 x 1"
8	G10686	4	Hex Head Cap Screw, 3/8"-16 x 8"	39	G10503	4	Hex Jam Nut, 5/8"-11, Grade 2
9	G11091	4	Serrated Flange Nut, 3/8"-16	40	G10602	8	Spring Pin, 1/4" x 1 1/2"
10	GD11474	4	Cover	41	G10620	24	Serrated Flange Nut, 5/16"-18
11	G11961	4	Flat Washer, No. 8	42	G10820	4	External Push-On Retaining Ring
12	G11960	4	Phillips Pan Head Machine Screw, No. 8-32 x 1 1/2", Stainless Steel	43	GD5857	4	Spring
13	G11202	4	Nyloc Nut, No. 8-32	44	G10560	4	Clevis Pin, 1/2" x 1 3/4"
14	G10931	4	Lock Washer, No. 8, Internal/External, Stainless Steel	45	GD26329	-	Row Unit Bearing Mount
15	G10927	4	Pan Head Machine Screw, No. 8-32 x 1 1/4", Stainless Steel	46	G10108	4	Lock Nut, 3/8"-16
16	G10928	4	Hex Nut, No. 8-32, Stainless Steel	47	GD2971-17	8	Sleeve, 7/8" Long
17	G3303-102 GR0196	12 -	Chain, No. 41, 102 Pitch Including Connector Link	48	G10062	4	Hex Head Cap Screw, 3/8"-16 x 3"
18	GD0914-110.75	4	Hex Shaft, 7/8" x 110 3/4"	49	G11387	16	Hardened Washer, 3/8" SAE
19	GA11331	20	Hex Lock Clamp Assembly	50	GA8135	1	Shaft Rotation Kit, Includes: (2) Actuators (2) Rotation Sensors
20	GD29401	2	Hex Shaft Coupler	51	GA20919	2	U-Joint W/Grease Fitting
21	GA17661	1	Bearing Mount Extension		GR1293	-	Yoke, 7/8" Hex
22	G3400-03	2	Flangette		GR1294	-	Cross And Bearing Kit
23	G2100-03	1	Bearing, 7/8" Hex Bore, Spherical		GR1295	-	Inboard Kit
24	G11408	2	Hex Serrated Flange Cap Screw, 3/8"-16 x 1 1/2"		GR1301	-	Spring Pin, 8 mm x 50 mm
25	G11480	2	Hex Socket Flange Cap Screw, 5/16"-18 x 1"		GR2124	-	Inner Profile
26	---	-	---		GR2125	-	Outer Profile and Inboard Yoke
27	---	-	See "Double Idler Assembly" on page P155		GR1557	-	Grease Fitting, 45°, Metric
28	GA5109	8	Sprocket, 24 Tooth		G10072	4	Hex Socket Set Screw, 3/8"-16 x 3/8"
29	---	1	See "Chain Tensioner" on page P154	52	G11386	8	Flat Washer, 5/16" SAE
30	GB0730	4	Paddle Drive	53	G10312	8	Carriage Bolt, 5/16"-18 x 3/4"
31	GD6825-44.625	1	Hex Shaft, 7/8" x 44 5/8"	54	G10109	8	Lock Nut, 5/16"-18
32	GD6825-47	2	Hex Shaft, 7/8" x 47"	55	GA22282	4	Bearing, 7/8"
33	G2100-03	8	Bearing, 7/8" Hex Bore, Spherical	A	GA12694	-	Shaft Sensor Mounting Package (Items 29-39)

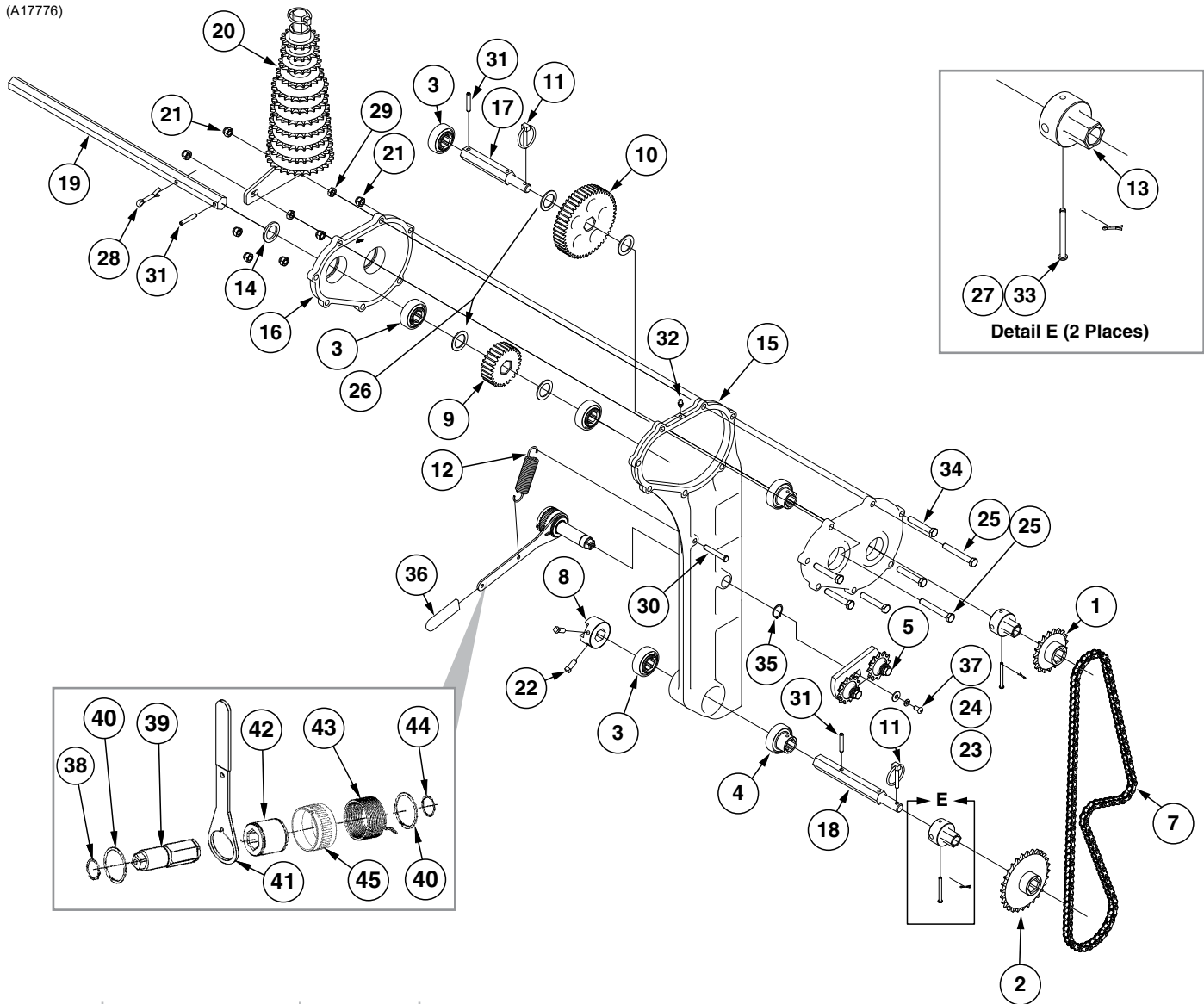
(IP1515-3)





ITEM	PART NO.	QTY.	DESCRIPTION
1	GA11331	20	Hex Lock Clamp Assembly
2	G3310-74	4	Chain, No. 40, 74 Pitch Including Connector Link
3	GR0912	-	Connector Link, No. 40
4	G10233	52	Machine Bushing, 1 1/2" x 1/32", 10 Gauge (.1345")
5	GA5109	8	Sprocket, 24 Tooth
6	G10303	24	Carriage Bolt, 5/16"-18 x 1"
7	G2100-03	8	Bearing, 7/8" Hex Bore, Spherical
8	G3400-01	16	Flangette
9	G10620	24	Serrated Flange Nut, 5/16"-18
10	G3400-03	-	Flangette
11	---	-	<a href="#">See "Double Idler Assembly" on page P155</a>
11	GD5857	4	Spring
12	G10820	4	External Push-On Retaining Ring
13	G10560	4	Clevis Pin, 1/2" x 1 3/4"
14	G10602	8	Spring Pin, 1/4" x 1 1/2"
15	G10062	4	Hex Head Cap Screw, 3/8"-16 x 3"
16	G3303-102	2	Chain, No. 41, 102 Pitch Including Connector Link
17	GR0196	-	Connector Link, No. 41
18	G10503	4	Hex Jam Nut, 5/8"-11, Grade 2
19	---	-	<a href="#">See "Chain Tensioner" on page P154</a>
19	G10109	8	Lock Nut, 5/16"-18, Grade 8
20	GA22282	4	Bearing, 7/8"
21	G10312	8	Carriage Bolt, 5/16"-18 x 3/4"
22	G11386	8	Flat Washer, 5/16" SAE
23	G3310-88	2	Chain, No. 40, 88 Pitch Including Connector Link
24	GB0730	4	Connector Link, No. 40
25	GD0914-110.75	4	Paddle Drive
26	GD6825-11.625	4	Hex Shaft, 7/8" x 110 3/4"
27	GD6825-42.75	2	Hex Shaft, 7/8" x 11 5/8" (2 Holes)
28	GA2180	1	Hex Shaft, 7/8" x 42 3/4"
29	G11123	1	Hanger Bearing, 7/8" Hex Bore
30	G11204	4	Hex Serrated Flange Cap Screw, 3/8"-16 x 3/4"
31	GD26329	4	Hex Serrated Flange Cap Screw, 3/8"-16 x 1/4", Grade 5
32	G11480	2	Row Unit Bearing Mount
33	GD29401	2	Hex Socket Flange Cap Screw, 5/16"-18 x 1"
34	G10108	4	Hex Shaft Coupler
35	GD2971-17	8	Lock Nut, 3/8"-16
36	G11387	16	Sleeve, 7/8" Long
37	GA20919	2	Flat Washer, 3/8" SAE
	GR1293	-	U-Joint W/Grease Fitting
	GR1294	-	Yoke, 7/8" Hex
	GR1295	-	Cross And Bearing Kit
	GR1301	-	Inboard Kit
	GR2124	-	Spring Pin, 8 mm x 50 mm
	GR2125	-	Inner Profile
	GR1557	-	Outer Profile and Inboard Yoke
	G10072	8	Grease Fitting, 45°, Metric
38	GA17661	-	Hex Socket Set Screw, 3/8"-16 x 3/8"
39	GA8135	1	Bearing Mount Extension
40	GD18118	2	Shaft Rotation Kit, Includes: (2) Actuators (2) Rotation Sensors
41	GD18168	2	Shaft Sensor Mount
42	G10686	4	Mount
43	G11091	4	Hex Head Cap Screw, 3/8"-16 x 8"
44	GD11474	4	Serrated Flange Nut, 3/8"-16
45	G11961	4	Cover
46	G11960	4	Flat Washer, No. 8
47	G11202	4	Phillips Pan Head Machine Screw, No. 8-32 x 1 1/2", Stainless Steel
48	G10931	4	Nyloc Nut, No. 8-32
49	G10927	4	Lock Washer, No. 8, Internal/External, Stainless Steel
50	G10928	4	Pan Head Machine Screw, No. 8-32 x 1 1/4", Stainless Steel
A	GA12694	-	Hex Nut, No. 8-32, Stainless Steel
			Shaft Sensor Mounting Package (Items 29-39)

(A17776)



ITEM	PART NO.	QTY.	DESCRIPTION
1	GA5107	1	Sprocket, 19 Tooth
2	GA5113	1	Sprocket, 28 Tooth
3	GA5116	4	Bearing, 7/8" Hex Bore, Cylindrical
4	GA5624	2	Special Bearing, 7/8" Hex Bore x 1.6"
5	GA7336	1	Idler W/Bolt-On Sprockets
	GD7426	2	Sprocket, 12 Tooth
	GD1026	2	Sleeve, 1 3/8" Long
	G10210	2	Flat Washer, 3/8" SAE
	G10229	2	Lock Washer, 3/8"
6	---	-	---
7	G3310-117	1	Chain, No. 40, 117 Pitch Including Connector Link And Offset Link, 24 Row
	G3310-88	-	Chain, No. 40, 88 Pitch Including Connector Link, 12 Row and 16 Row
	GR0911	-	Offset Link, No. 40
	GR0912	-	Connector Link, No. 40
8	GB0287	1	Coupler
9	GB0733	1	Spur Gear, 28 Tooth
10	GB0734	1	Spur Gear, 50 Tooth

## Transmission

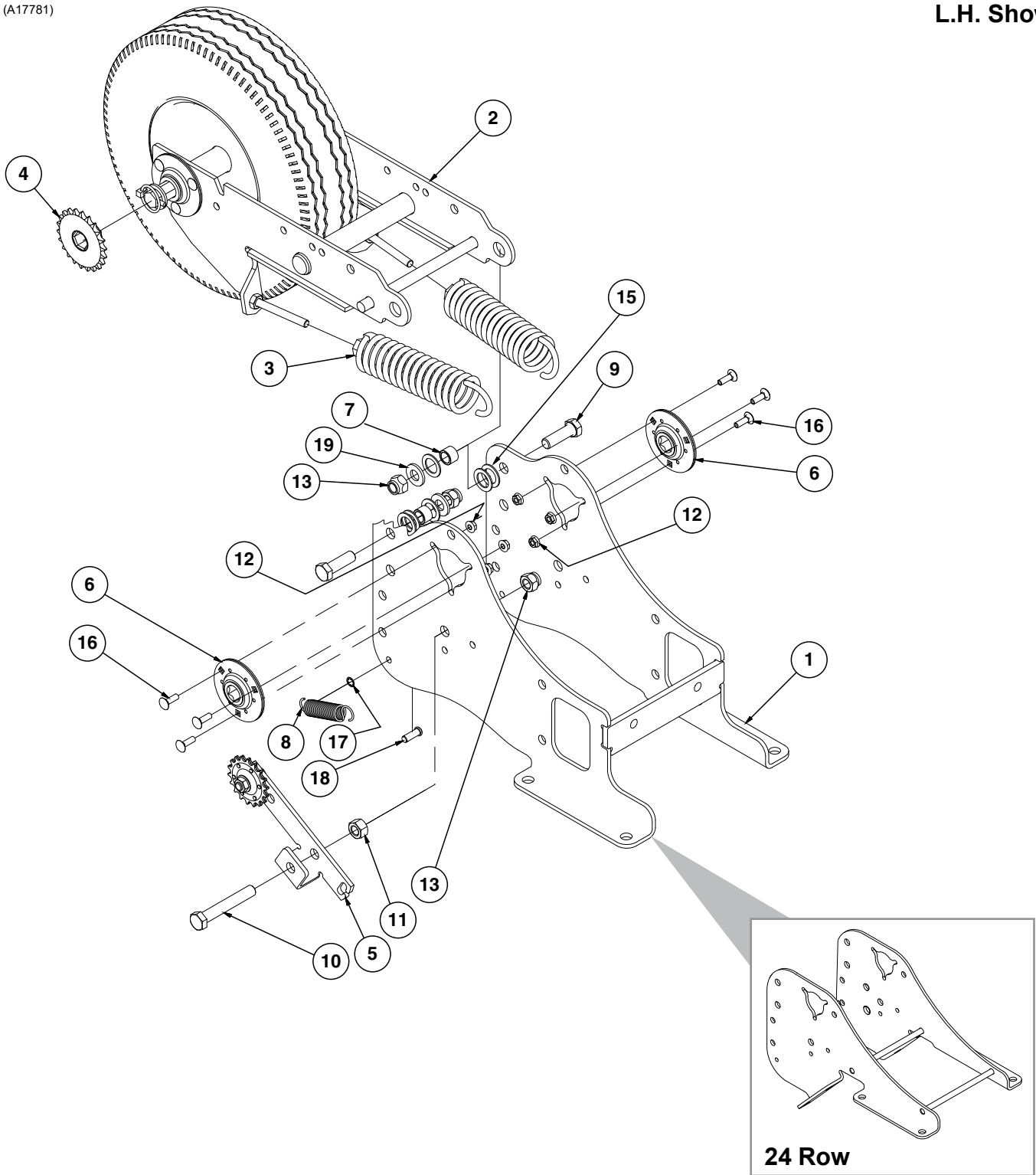
M0307-02

Model 4905

ITEM	PART NO.	QTY.	DESCRIPTION
11	GD2558	2	Lynch Pin, 1/4"
12	GD5857	1	Spring
13	GD7127	2	Shear Coupler
14	G10233	1	Machine Bushing, 1 1/2" x 1/2", 10 Gauge (.1345")
15	GD25421	1	Transmission Casting, 24 Row
	GD25420	-	Transmission Casting, 12 Row and 16 Row
16	GD25422	2	Transmission Cover
17	GD25791	1	Upper Transmission Shaft
18	GD25792	1	Lower Transmission Shaft
19	GD29509	1	Input Transmission Shaft
20	GD2558	1	Lynch Pin, 1/4"
	GA21508	1	Hex Shaft
	GA5105	1	Sprocket, 15 Tooth
	GA5106	1	Sprocket, 17 Tooth
	GA5107	2	Sprocket, 19 Tooth
	GA5108	2	Sprocket, 23 Tooth
	GA5109	1	Sprocket, 24 Tooth
	GA5110	1	Sprocket, 25 Tooth
	GA5111	1	Sprocket, 26 Tooth
	GA5112	1	Sprocket, 27 Tooth
	GA5113	1	Sprocket, 28 Tooth
21	G10108	7	Lock Nut, 3/8"-16
22	G10131	2	Square Head Set Screw, 5/16"-18 x 3/4"
23	G10209	1	Washer, 1/4" USS
24	G10227	1	Lock Washer, 1/4"
25	G10325	2	Hex Head Cap Screw, 3/8"-16 x 2 3/4"
26	G10345	4	Machine Bushing, 1", 14 Gauge (.0747")
27	G10455	2	Cotter Pin, 1/16" x 1/2"
28	G10463	1	Cotter Pin, 1/4" x 1 1/2"
29	G10497	2	Hex Jam Nut, 3/8"-16, Grade 2
30	G10565	1	Clevis Pin, 5/16" x 2"
31	G10602	3	Spring Pin, 1/4" x 1 1/2"
32	G10640	1	Grease Fitting, 1/4"-28
33	G10821	2	Clevis Pin, 3/16" x 2"
34	G10939	5	Hex Head Cap Screw, 3/8"-16 x 2 1/4"
35	G11075	1	External Inverted Snap Ring, 7/8"
36	G11078	1	Vinyl Cap
37	G11100	1	Hex Socket Button Head Cap Screw, 1/4"-20 x 1/2", Grade 8
38	G10496	1	External Inverted Snap Ring, 1 1/2"
39	GD14427	1	Tightener Shaft, 4 7/8"
40	G11075	2	External Inverted Snap Ring, 7/8"
41	GD14431	1	Handle
42	GD14432	1	Sleeve, 1 1/4"
43	GD14414	1	Torsion Spring, R.H. (Used In L.H. Wrap Spring Wrench)(Shown)
	GD14413	-	Torsion Spring, L.H. (Used In R.H. Wrap Spring Wrench)
44	G10496	2	External Inverted Snap Ring, 1 1/2"
45	GD19344	1	Release Collar, Gray, L.H. (Shown)
	GD19343	-	Release Collar, Blue, R.H.
A	G1K379	-	Wrap Spring Wrench Replacement Kit, Gray Collar, L.H. (Items 38-45) (Shown)
	G1K378	-	Wrap Spring Wrench Replacement Kit, Blue Collar, R.H. (Items 38-45)

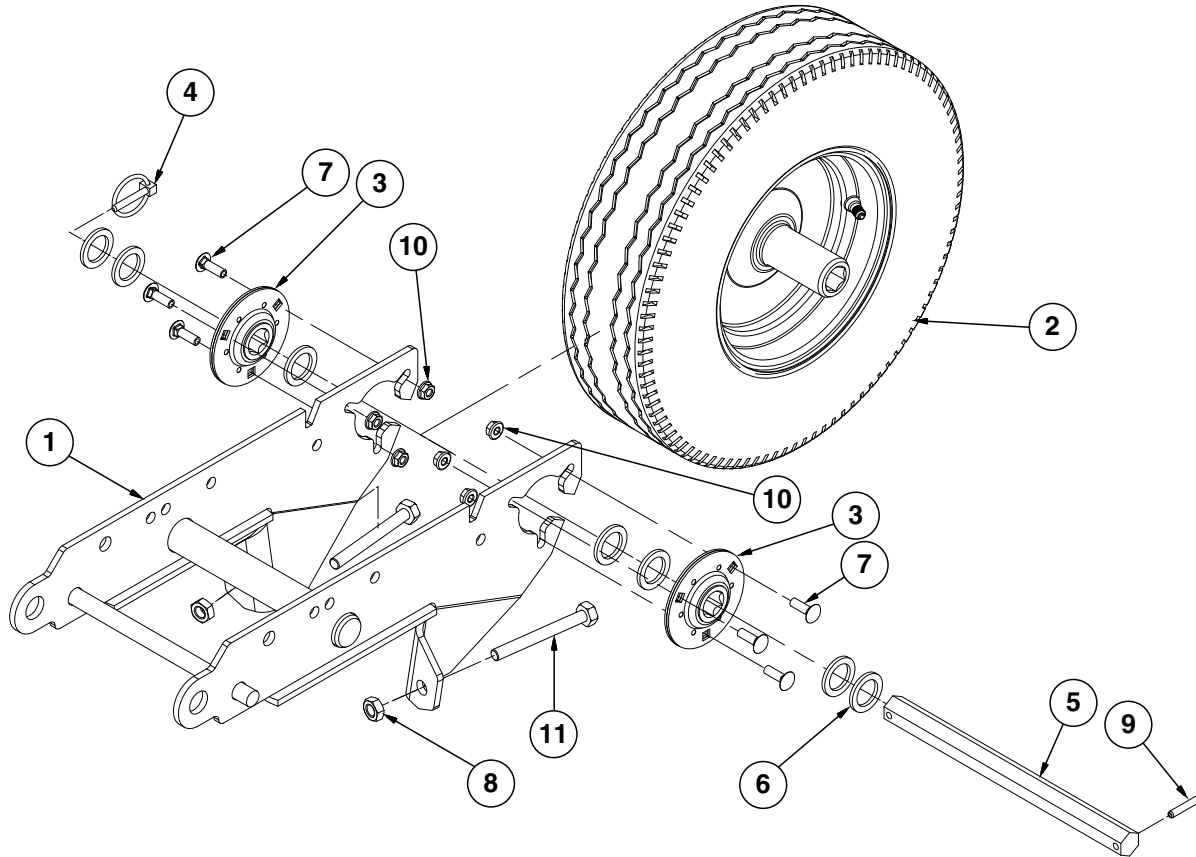
(A17781)

L.H. Shown



ITEM	PART NO.	QTY.	DESCRIPTION
1	GA17779 GA17783	1 -	Ground Drive Wheel Mount, 12 Row and 16 Row Ground Drive Wheel Mount, 24 Row
2	---	-	<a href="#">See "Contact Tire Assembly" on page P153</a>
3	GA2068	2	Spring W/Plug
4	GA12192	1	Sprocket, 22 Tooth
5	GA9554 GA9553 GA7154 G10017 G10128 G10501	1 1 1 1 1 1	Idler W/Sprocket And Hardware, R.H. Side of Planter Idler W/Sprocket And Hardware, L.H. Side of Planter Sprocket W/Bearing, 18 Tooth Hex Head Cap Screw, 1/2"-13 x 1 1/2" Machine Bushing, 1/2", 14 Gauge (.0747") Hex Jam Nut, 1/2"-13, Grade 2
6	GA9846	2	Flanged Bearing, 7/8" Hex Bore
7	GB0218	2	Bushing, 2 1/32" I.D. x 7/8" O.D. x 1 9/32" Long
8	GD5857	1	Spring
9	G10008	2	Hex Head Cap Screw, 5/8"-11 x 2"
10	G10036	1	Hex Head Cap Screw, 5/8"-11 x 4"
11	G10104	1	Hex Nut, 5/8"-11
12	G10620	6	Serrated Flange Nut, 5/16"-18
13	G10107	3	Lock Nut, 5/8"-11
14	---	-	---
15	G10235	6	Machine Bushing, 7/8", 14 Gauge (.0747")
16	G10303	6	Carriage Bolt, 5/16"-18 x 1"
17	G10860	1	Retaining Ring, 3/8"
18	G10870	1	Clevis Pin, 3/8" x 1"
19	G11391	2	Flat Washer, 5/8" SAE

(A17947)

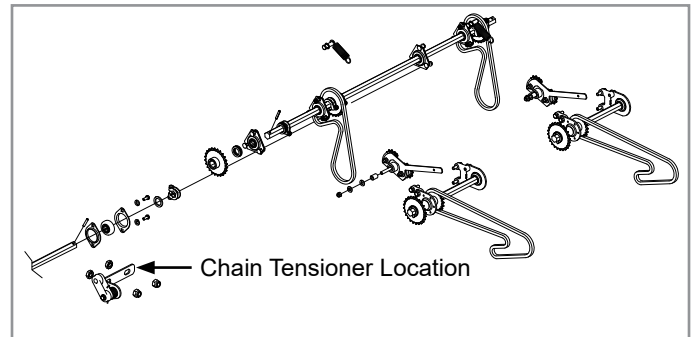
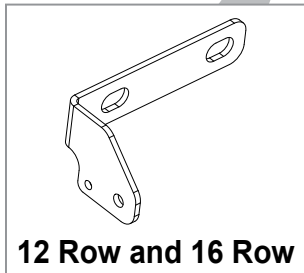
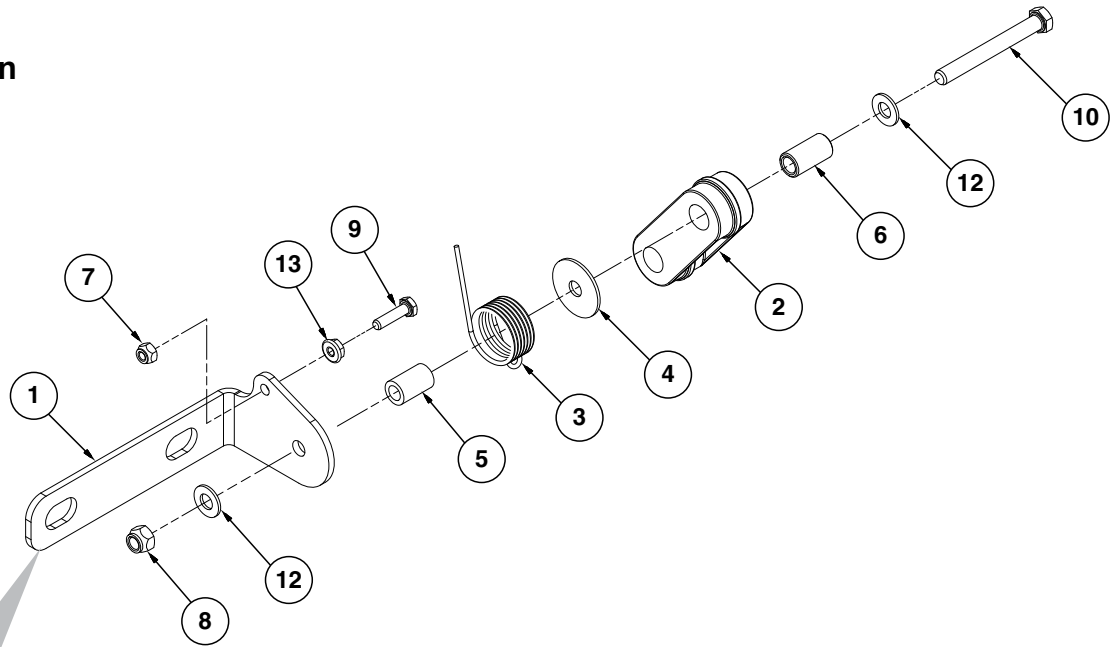


ITEM	PART NO.	QTY.	DESCRIPTION
1	GA7372	1	Wheel Arm
2	GA17945	1	Tire and Rim Assembly
	GA17944	1	Rim, 3 <sup>3</sup> / <sub>4</sub> " x 8" (Gray)
	GD4700	1	Tire, 4.80" x 8", 4 Ply, Rib Implement (Specify Brand*)
	GD4701	1	Valve Stem
3	GA9846	2	Flanged Bearing, 7/8" Hex Bore
4	GD2558	1	Lynch Pin, 1/4"
5	GD6775	1	Hex Shaft, 7/8" x 11 <sup>3</sup> / <sub>4</sub> " (2 Holes)
6	G10233	7	Machine Bushing, 1 <sup>1</sup> / <sub>2</sub> " x 1/32", 10 Gauge (.1345")
7	G10303	6	Carriage Bolt, 5/16"-18 x 1"
8	G10501	2	Hex Jam Nut, 1/2"-13, Grade 2
9	G10602	1	Spring Pin, 1/4" x 1 <sup>1</sup> / <sub>2</sub> "
10	G10620	6	Serrated Flange Nut, 5/16"-18
11	G10890	2	Hex Head Adjusting Bolt, 1/2"-13 x 4", Grade 2

\* Specific brand requests will be supplied only as available from current Kinze Repair Parts stock. If a specific brand requested is not in stock, the brand available will be supplied. Different brand tires may have different diameters. Change in tire brand may affect rates. Field checks are recommended after any change in contact tires.

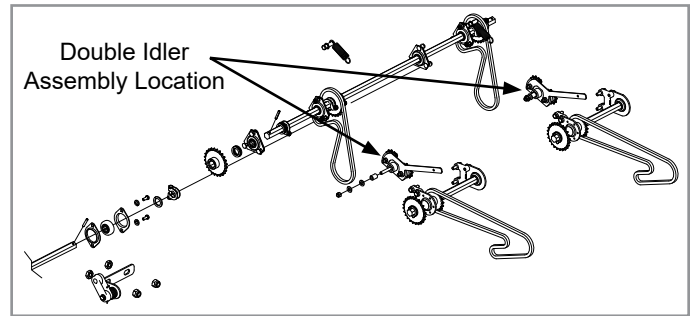
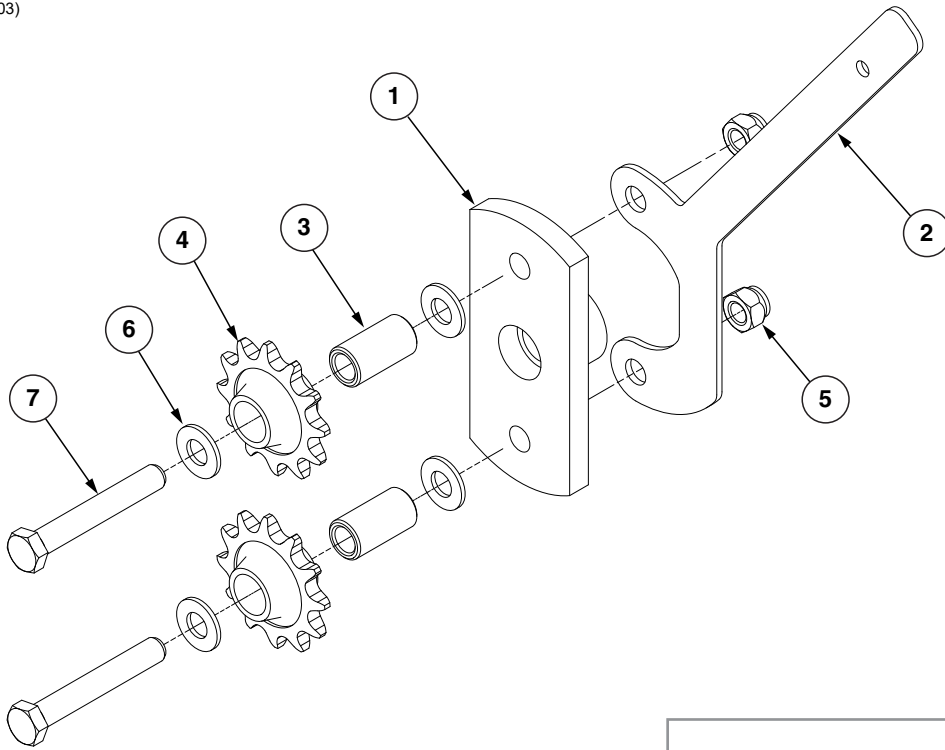
(A17985)

**L.H. 24 Row Shown**



ITEM	PART NO.	QTY.	DESCRIPTION
1	GD25918	1	Spring Tensioner Bracket, 24 Row (Shown)
	GD27572	-	Spring Tensioner Bracket, L.H. 12 Row and 16 Row
	GD27571	-	Spring Tensioner Bracket, R.H. 12 Row and 16 Row
2	GD11962	1	Idler
3	GD11218	1	Spring, L.H. 24 Row (Shown) and R.H. 12 Row and 16 Row
	GD1065	-	Spring, R. H. 24 Row and L.H. 12 Row and 16 Row
4	G10201	1	Special Washer, 3/8" x 1 1/2" O.D.
5	GD7318	1	Sleeve, 1" Long
6	GD1026	1	Sleeve, 1 3/8"
7	G10110	1	Lock Nut, 1/4"-20, Grade B
8	G10108	1	Lock Nut, 3/8"-16
9	G10064	1	Hex Head Cap Screw, 1/4"-20 x 1"
10	G10809	1	Hex Head Cap Screw, 3/8"-16 x 3 1/4"
11	---	-	---
12	G11387	2	Flat Washer, 3/8" SAE
13	G10621	1	Serrated Flange Nut, 1/4"-20
A	GA19188	-	R.H. Chain Tensioner, 12 Row and 16 Row (Items 1-13)
	GA17984	-	R.H. Chain Tensioner, 24 Row (Items 1-13)
B	GA19189	-	L.H. Chain Tensioner, 12 Row and 16 Row (Items 1-13)
	GA17985	-	L.H. Chain Tensioner, 24 Row (Items 1-13)

(A20803)



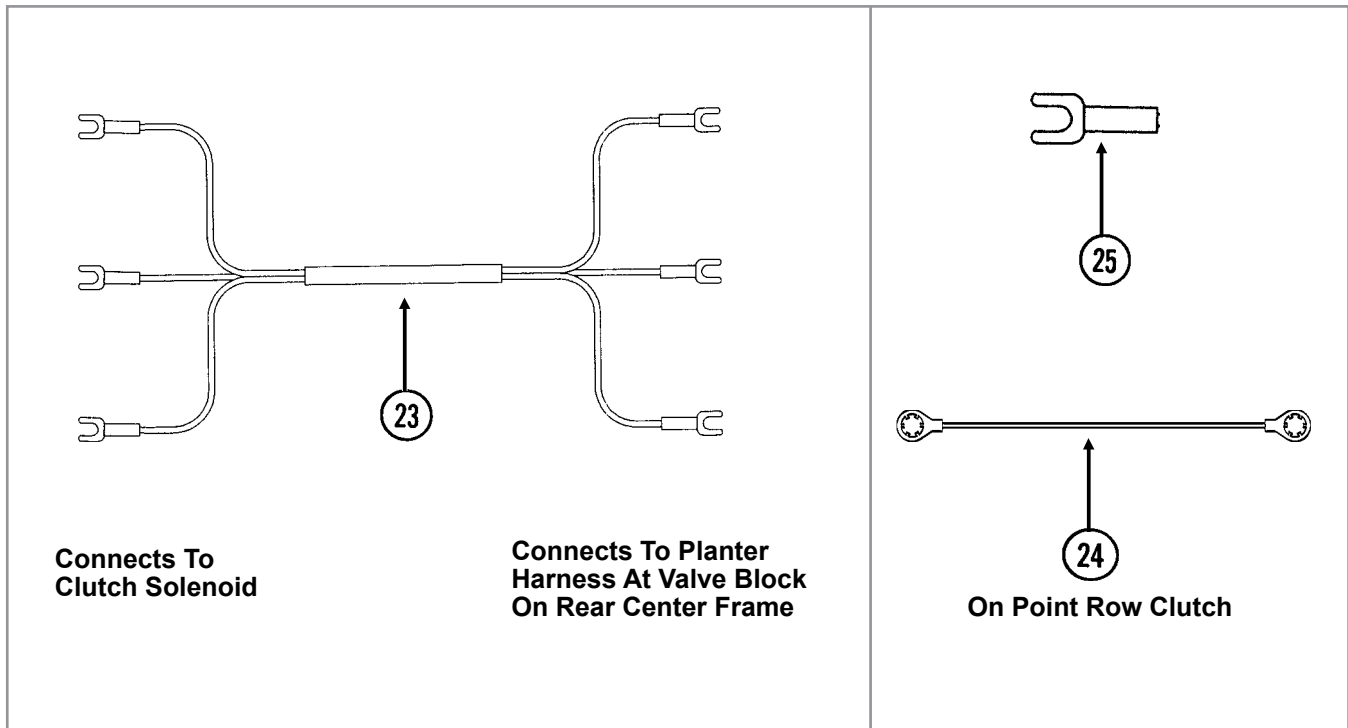
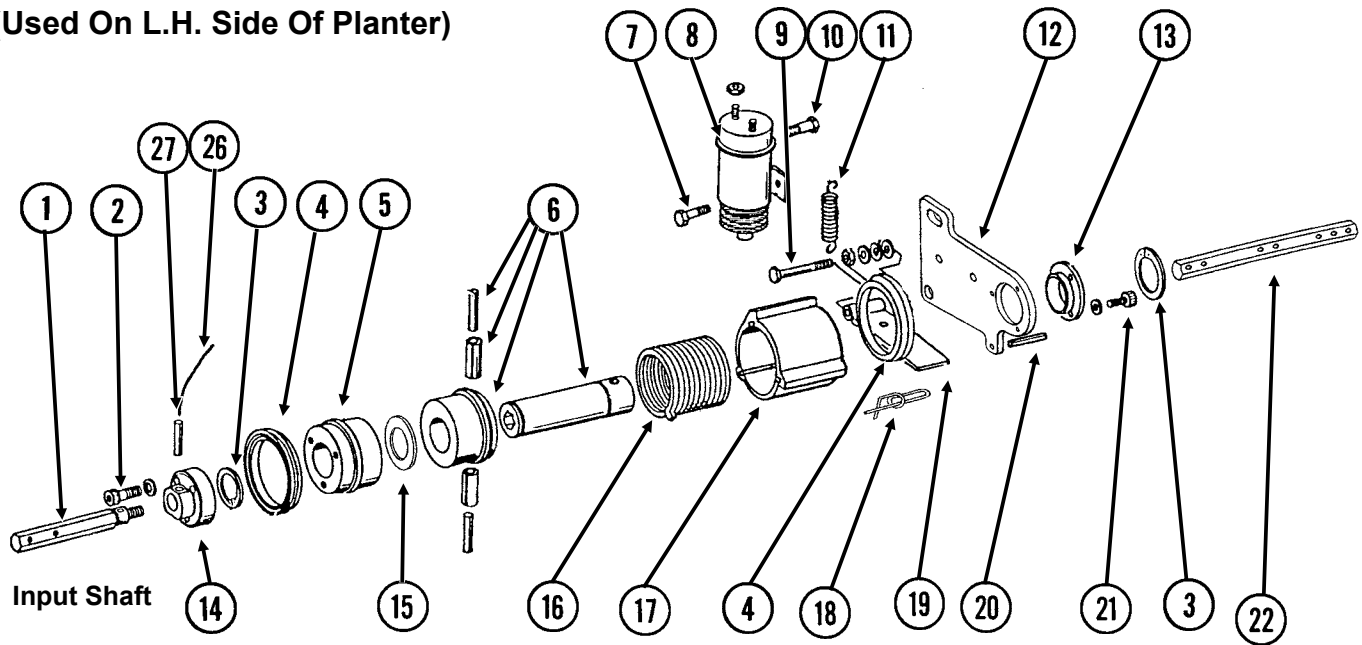
ITEM	PART NO.	QTY.	DESCRIPTION
1	GA20804	1	Double Idler
2	GD29661	1	Tensioner Handle
3	GD1026	2	Sleeve, 1 <sup>3</sup> / <sub>16</sub> " Long
4	GD7426	2	Sprocket, 12 Tooth
5	G10108	2	Lock Nut, 3/8"-16
6	G11387	4	Flat Washer, 3/8" SAE
7	G10049	2	Hex Head Cap Screw, 3/8"-16 x 2 <sup>1</sup> / <sub>2</sub> "
A	GA20802	1	Double Idler Assembly, L.H. (Shown), 24 Row
	GA20803	-	Double Idler Assembly, R.H., 24 Row



**This page left blank intentionally.**

PRC019(TWL70d/TWL71d/TWL71/TWL18/A10054)

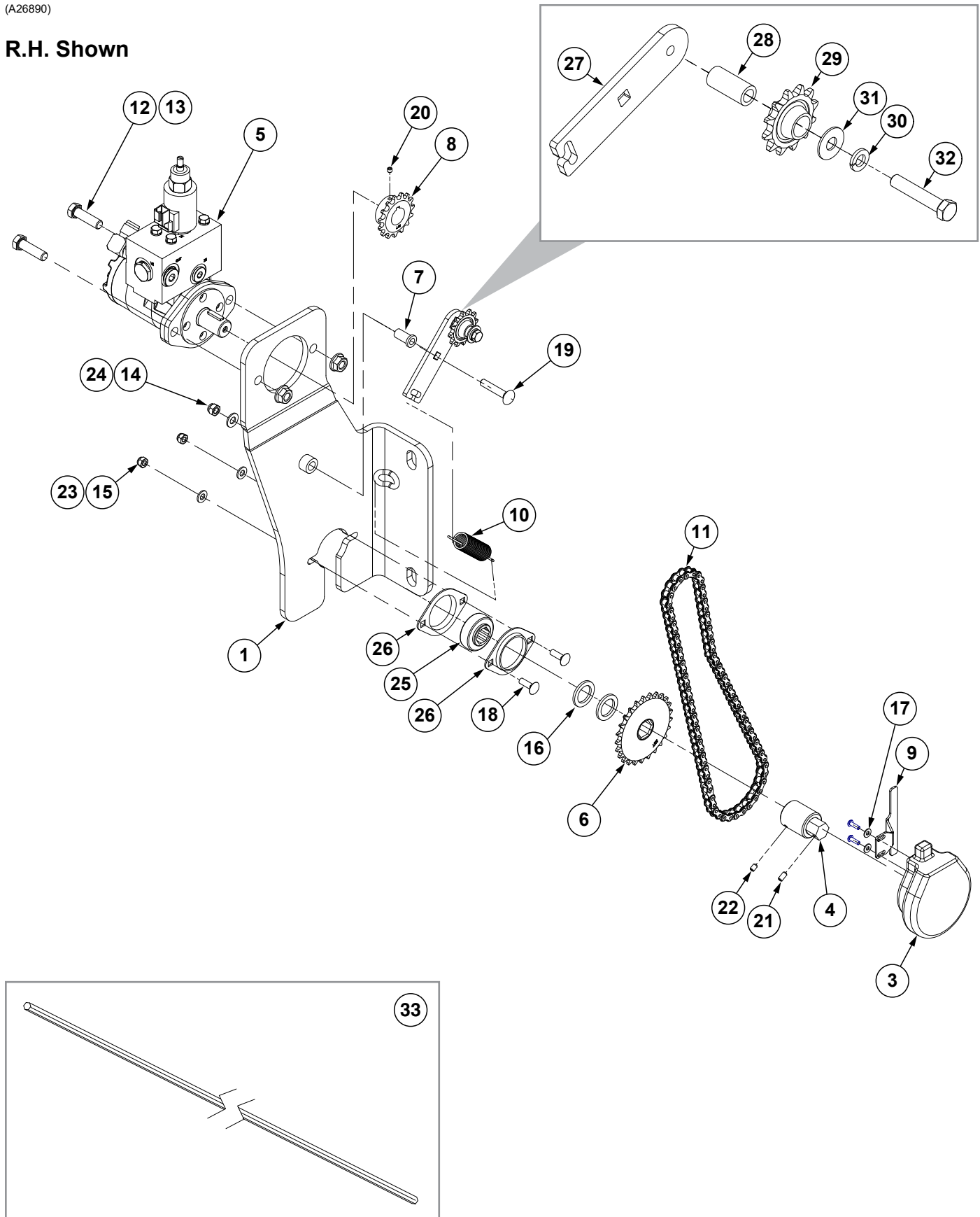
**L.H. Point Row Clutch Shown  
(Used On L.H. Side Of Planter)**



ITEM	PART NO.	QTY. (Per Assy.)	DESCRIPTION
1	GD10068	1	Input Shaft, R.H. Threads (Shown)
	GD10069	1	Input Shaft, L.H. Threads
2	G10374	3	Hex Socket Head Cap Screw, ¼"-20 x 1"
	G10227	3	Lock Washer, ¼"
3	G10496	2	External Inverted Snap Ring, 1½"
4	GD14512	2	V-Ring Seal
5	GD10104	1	Input Hub
6	GA7137	1	Hub/Sleeve Assembly W/Spring Pins
	G11934	2	Coiled Spring Pin, ¼" x 1" (Included W/GA7137)
7	G10023	1	Hex Head Cap Screw, ¼"-20 x ¾"
	G10227	1	Lock Washer, ¼"
	G10103	1	Hex Nut, ¼"-20
8	GA8393	1	Solenoid Complete
	GR1306	1	Snap Ring
	GR1303	1	Spring
	GR1304	1	Boot
	GR1305	1	Plunger
9	G10939	1	Hex Head Cap Screw, ⅜"-16 x 2¼"
	G10101	1	Hex Nut, ⅜"-16
	G11387	1	Flat Washer, ⅜" SAE
	G10229	2	Lock Washer, ⅜"
	G10497	1	Hex Jam Nut, ⅜"-16, Grade 2
10	G10900	1	Hex Socket Head Cap Screw, ¼"-20 x 1¾", Grade 8
	G10227	1	Lock Washer, ¼"
	G10103	2	Hex Nut, ¼"-20
11	GD10123	1	Spring
12	GD10103	1	Mounting Plate
13	GD9667	1	Bushing
14	GD10070	1	Coupler W/R.H. Threads (Shown)
	GD10071	1	Coupler W/L.H. Threads
15	GD14513	1	Felt Washer
16	GD9671	-	Spring, L.H. (Shown)
	GD9672	-	Spring, R.H.
17	GD30903	1	Stop Collar
18	GD11120	1	Rue Ring Cotter, ⅝"
19	GD30902	1	Actuator Arm
20	G10859	1	Spring Pin, ⅜" x 2¼"
21	G10253	3	Hex Socket Head Screw, No. 10-32 x ½"
	G10257	3	Lock Washer, No. 10
22	GD10543	-	Hex Shaft, ⅞" x 13"
23	GA9479	1	Wiring Harness, 228", R.H. Side, 12 Row 30"
	GA9480	-	Wiring Harness, 264", L.H. Side, 12 Row 30"; R.H. Side, 16 Row 30"
	GA9482	-	Wiring Harness, 300", L.H. Side, 16 Row 30"
24	GA10054	-	Ground Cable, Green
25	G10996	-	Fork Terminal
26	GD13524-01	1	Lock Wire, 10", Stainless Steel
27	G10546	1	Spring Pin, ⅜" x 1¼"
A	GA7110	-	Point Row Clutch Assembly, R.H. (R.H. Side Of Machine) (Items 1-21, 24, 26 And 27)
	GA7111	-	Point Row Clutch Assembly, L.H. (L.H. Side Of Machine) (Items 1-21, 24, 26 And 27)

(A26890)

R.H. Shown



## Hydraulic Drive Assembly

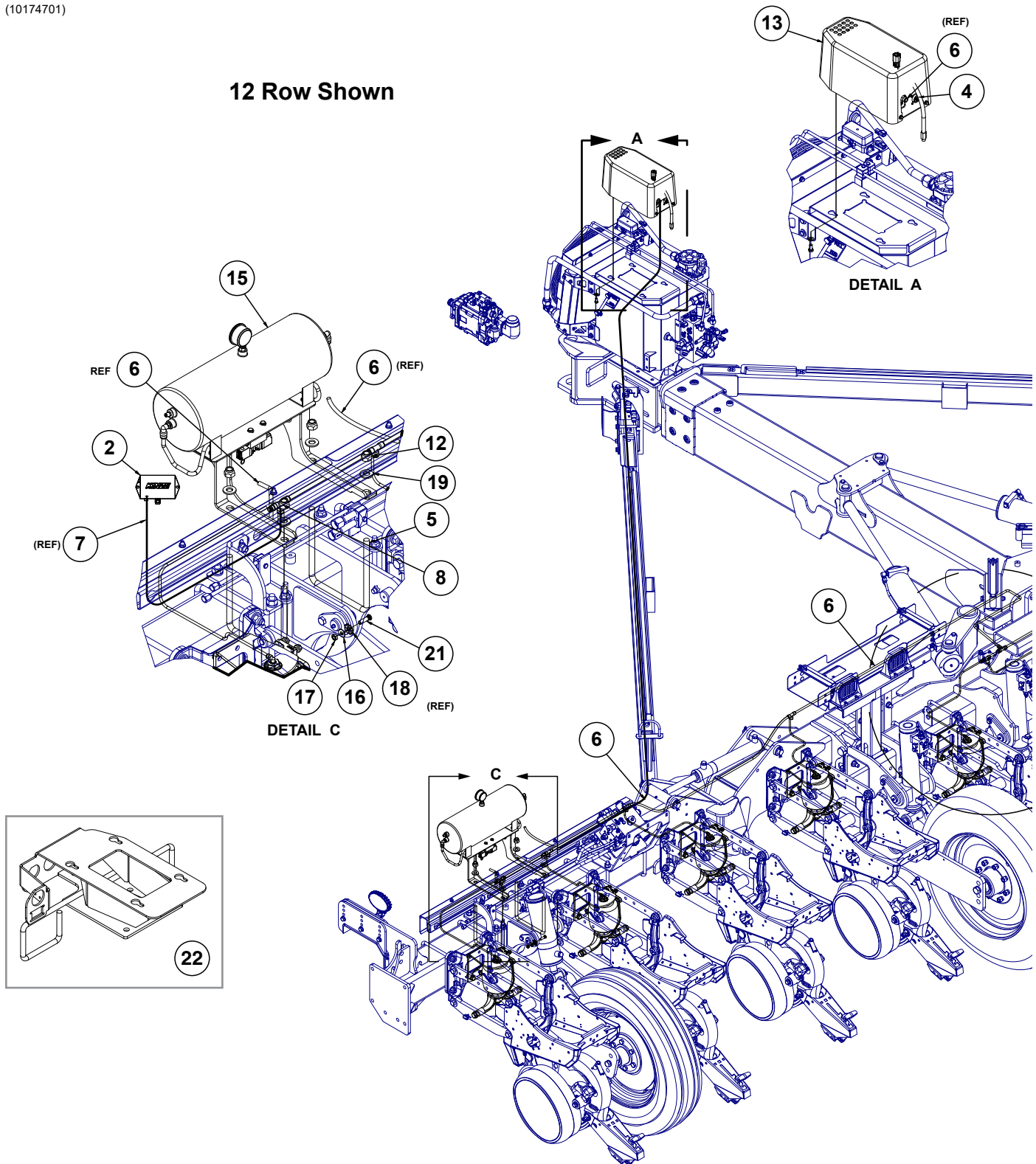
M0307-02

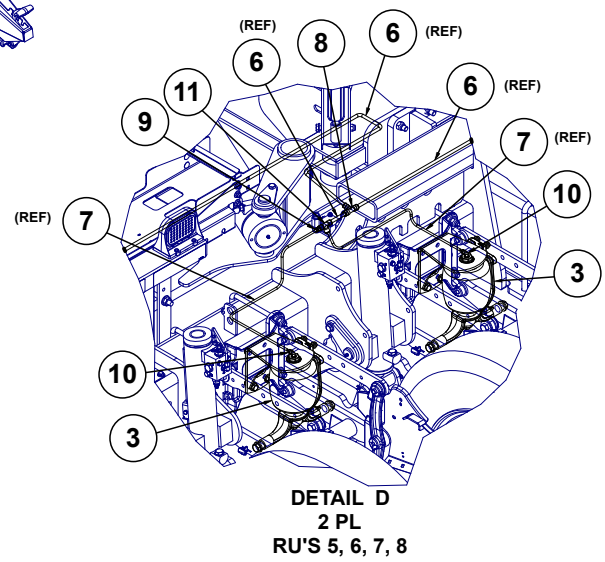
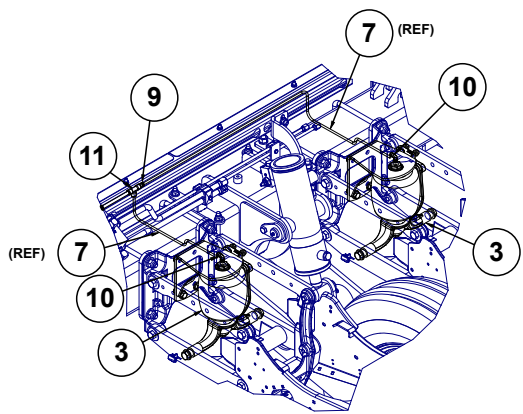
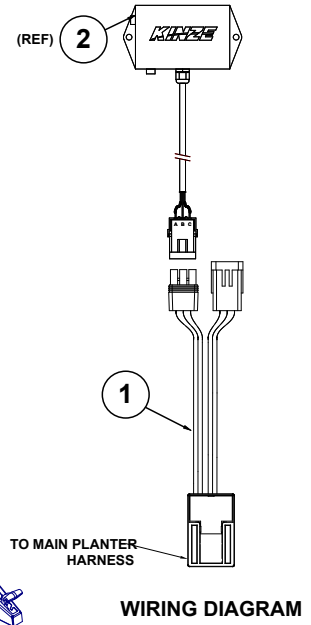
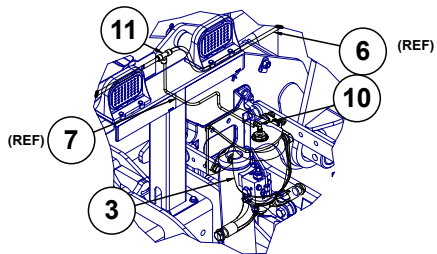
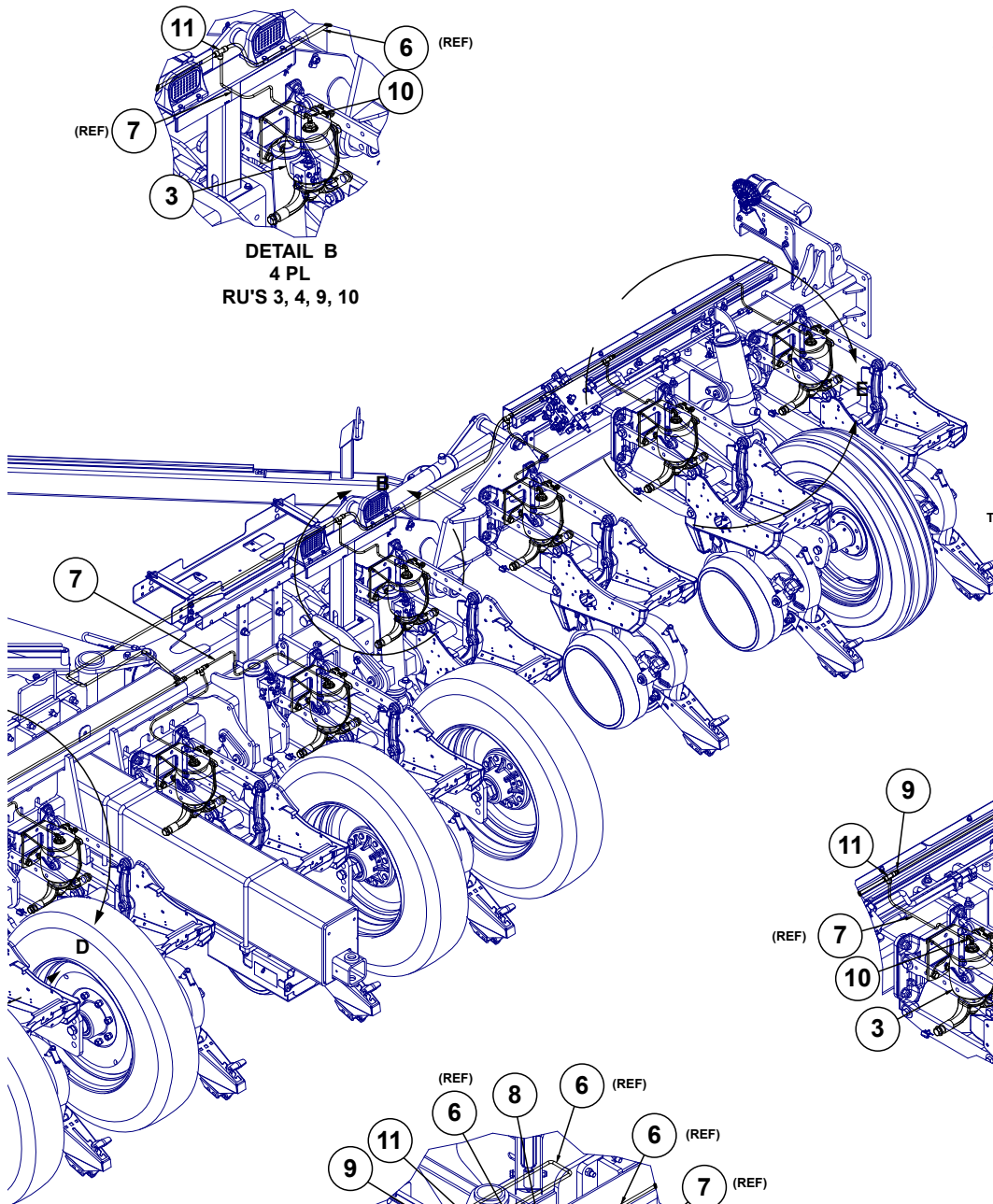
Model 4905

ITEM	PART NO.	QTY.	DESCRIPTION
1	GA26891 GA26894	1	R.H. Motor Mount L.H. Motor Mount
2	---	-	---
3	GA12565	1	Encoder Module
4	GA12661	1	Hex Adapter Encoder
5	---	-	<a href="#">See "Hydraulic Drive Valve Block" on page P250</a>
6	GA5110	1	Sprocket, 25 Tooth
7	GD25801	1	Bushing, 3/8" x 1"
8	GD25800	1	Sprocket, 15 Tooth
9	GD24821	1	Bracket
10	GD5857	1	Spring
11	G3310-81	1	Chain, No. 40 Roller Chain, 81 Pitches
12	G10039	2	Hex Head Cap Screw, 1/2"-13 x 1 3/4"
13	G10071	2	Serrated Flange Nut, 1/2"-13
14	G10108	1	Lock Nut, 3/8"-16
15	G10109	2	Lock Nut, 5/16"-18
16	G10233	2	Machine Bushing, 1 1/2" x 1/32", 10 Gauge (.1345")
17	G10243	2	Washer, No. 10 SAE
18	G10303	2	Carriage Bolt, 5/16"-18 x 1"
19	G10306	1	Carriage Bolt, 3/8"-16 x 2"
20	G10405	1	Hex Socket Set Screw, 1/4"-20 x 1/4"
21	G10703	1	Hex Set Screw, 1/4"-20 x 1/2"
22	G11242	1	Hex Socket Set Screw, 1/4"-20 x 3/8"
23	G11386	2	Flat Washer, 5/16" SAE
24	G11387	1	Flat Washer, 3/8" SAE
25	G2100-03	1	Bearing, 7/8" Hex Bore, Spherical
26	G3400-03	2	Flangette
27	GD36854	1	Idler Plate
28	GD8893-01	1	Sleeve, 1 3/8" Long
29	GD7426	1	Sprocket, 12 Tooth
30	G10229	1	Lock Washer, 3/8"
31	G10210	1	Washer, 3/8" USS
32	G10048	1	Hex Head Cap Screw, 3/8"-16 x 2"
33	GD0914-76.5	1	Hex Shaft, 7/8" x 76 1/2", 12 Row
	GD0914-78.5	1	Hex Shaft, 7/8" x 78 1/2", 12 Row
	GD0914-136.5	1	Hex Shaft, 7/8" x 136 1/2", 16 Row
	GD0914-138.5	1	Hex Shaft, 7/8" x 138 1/2", 16 Row
	GD0914-115	2	Hex Shaft, 7/8" x 115", 24 Row

(10174701)

12 Row Shown





(Continued on the following page)

**Pneumatic Down Pressure Option  
(Ground Contact Drive and Hydraulic Drive)**

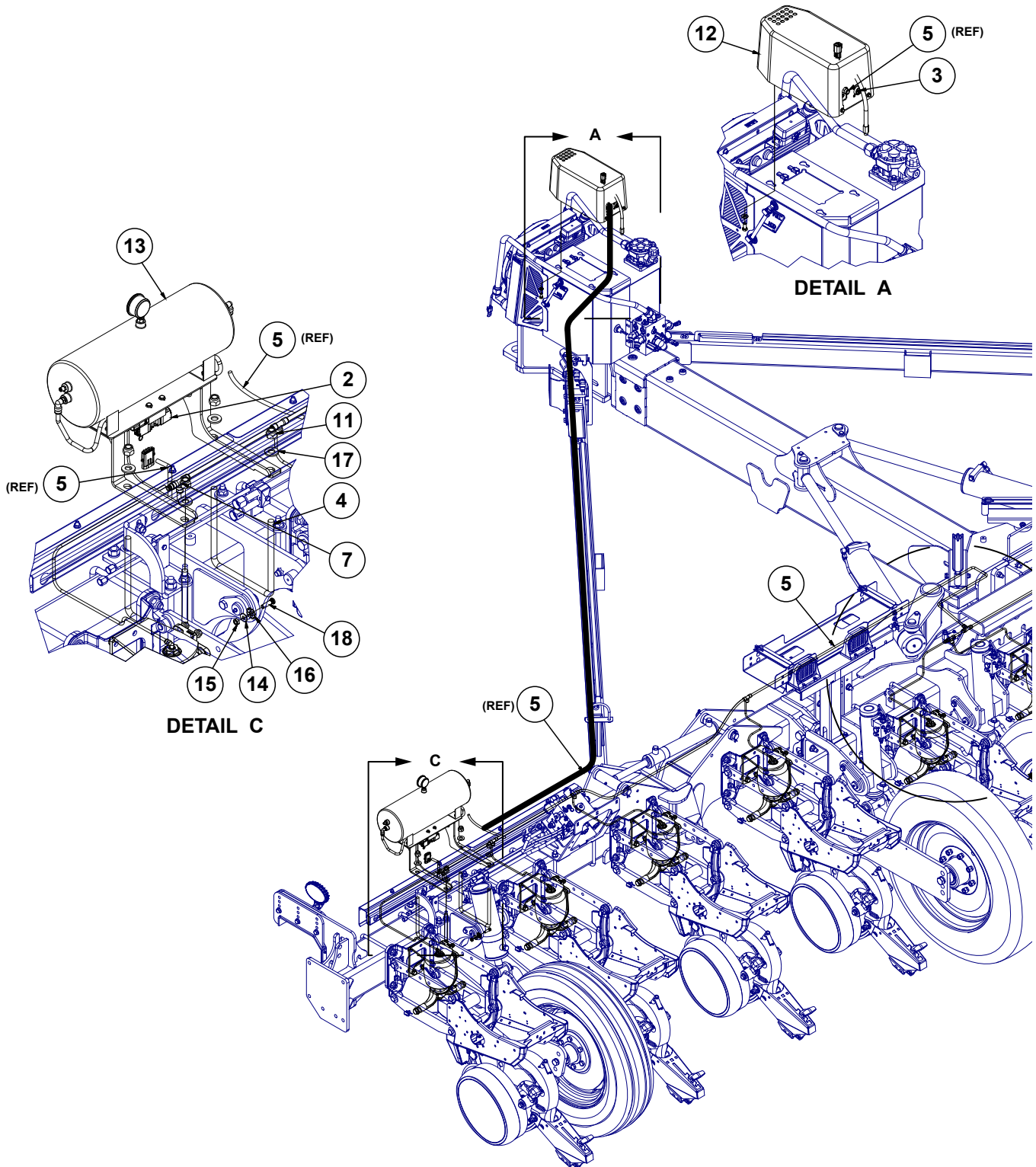
ITEM	PART NO.	QTY.	DESCRIPTION
1	GA12812	1	Hall Effect Adapter
2	GA14846	1	High Pressure Sensor (0-120 PSI)
3	---	12	<a href="#">See "Pneumatic Down Pressure Row Unit Assembly" on page P8</a>
4	G10188101	1	12V Air Pump Harness
5	GD1114	2	U-Bolt, 7" x 7" x 5/8"-11, 12 Row and 16 Row
	GD25914	-	U-Bolt, 7" x 3" x 5/8"-11, 24 Row
6	*D17150-02	1	Nylon Tubing, 3/8" O.D. x 44', 12 Row
	*D17150-03	-	Nylon Tubing, 3/8" O.D. x 64', 16 Row
	*D17150-09	-	Nylon Tubing, 3/8" O.D. x 82', 24 Row
7	**D17151-15	1	Nylon Tubing, 1/4" O.D. x 60', 12 Row
	**D17151-02	-	Nylon Tubing, 1/4" O.D. x 70', 16 Row
	**D17151-12	-	Nylon Tubing, 1/4" O.D. x 112', 24 Row
8	GD18010	3	Tee, 3/8" Tube Union
9	GD18796	4	Reducer, 3/8" To 1/4"
10	GD19080	12	Elbow, 1/4" x 1/8" NPT Swivel
11	GD26110	8	Reducing Tee, 3/8" x 1/4" x 3/8"
12	G10107	4	Lock Nut, 5/8"-11
13	---	1	<a href="#">See "Electric Compressor" on page P169</a>
15	---	1	<a href="#">See "Air Tank Assembly" on page P171</a>
16	G10219	1	Washer, 5/16" USS
17	G10344	1	Hex Jam Nut, 3/8"-24, Grade 2
18	G10524	1	Internal/External Tooth Washer, 3/8"
19	G11391	4	Flat Washer, 5/8" SAE
21	G11858	1	Serrated Bolt Stud, 3/8"-24 x 1 1/32", Grade 5
22	G10146801	1	Compressor Mount W/Out PTO (If Applicable)

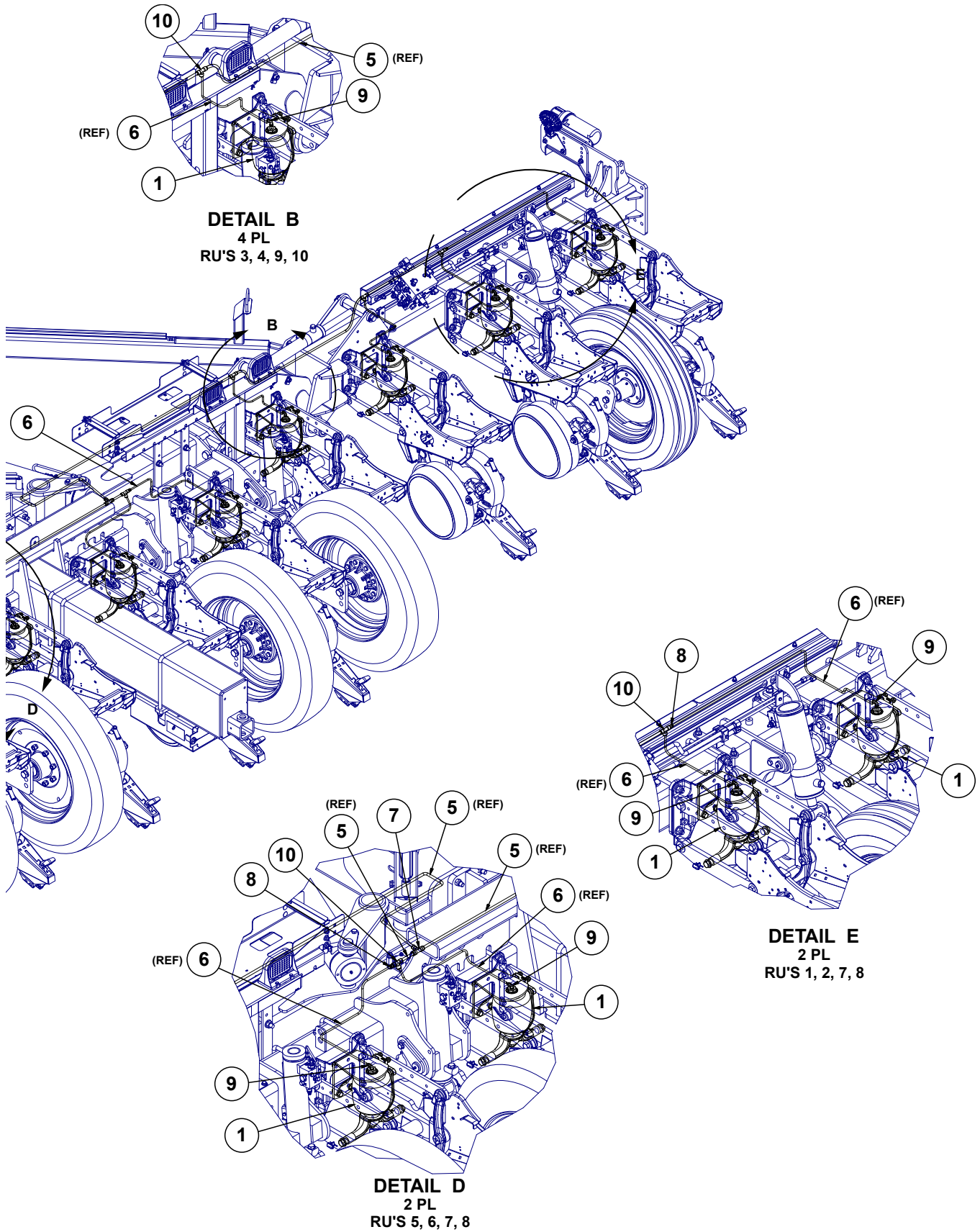
\*Not stocked by Kinze repair parts, but is available in bulk. Order part number: GD17150-00, Urethane Tubing, 3/8" O.D. x 250'.

\*\*Not stocked by Kinze repair parts, but is available in bulk. Order part number: GD17151-00, Urethane Tubing, 1/4" O.D. x 250'.



**This page left blank intentionally.**





(Continued on the following page)

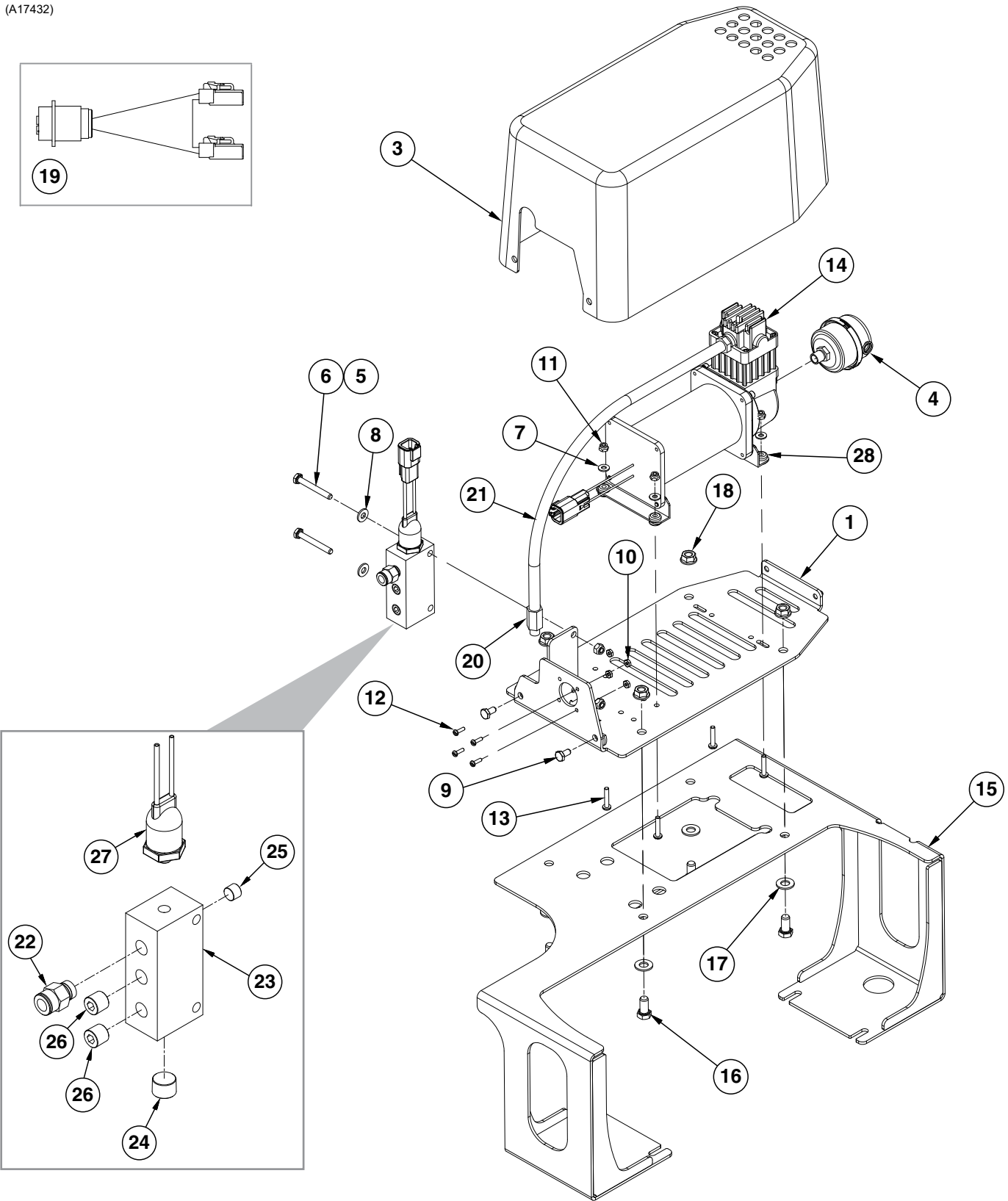
ITEM	PART NO.	QTY.	DESCRIPTION
1	A17631	12	<a href="#">See "Pneumatic Down Pressure Row Unit Assembly" on page P8</a>
2	GA25983	1	PDP Control/Sensor Harness
3	G10188101	1	12V Air Pump Harness
4	GD1114	2	U-Bolt, 7" x 7" x 5/8"-11, 12 Row and 16 Row
	GD25914	-	U-Bolt, 7" x 3" x 5/8"-11, 24 Row
5	*D17150-02	1	Nylon Tubing, 3/8" O.D. x 44', 12 Row
	*D17150-03	-	Nylon Tubing, 3/8" O.D. x 64', 16 Row
	*D17150-09	-	Nylon Tubing, 3/8" O.D. x 82', 24 Row
6	**D17151-15	1	Nylon Tubing, 1/4" O.D. x 60', 12 Row
	**D17151-02	-	Nylon Tubing, 1/4" O.D. x 70', 16 Row
	**D17151-12	-	Nylon Tubing, 1/4" O.D. x 112', 24 Row
7	GD18010	3	Tee, 3/8" Tube Union
8	GD18796	4	Reducer, 3/8" To 1/4"
9	GD19080	12	Elbow, 1/4" x 1/8" NPT Swivel
10	GD26110	8	Reducing Tee, 3/8" x 1/4" x 3/8"
11	G10107	4	Lock Nut, 5/8"-11
12	---	1	<a href="#">See "Electric Compressor" on page P169</a>
13	---	1	<a href="#">See "Air Tank Assembly" on page P171</a>
14	G10219	1	Washer, 5/16" USS
15	G10344	1	Hex Jam Nut, 3/8"-24, Grade 2
16	G10524	1	Internal/External Tooth Washer, 3/8"
17	G11391	4	Flat Washer, 5/8" SAE
18	G11858	1	Serrated Bolt Stud, 3/8"-24 x 1 1/32", Grade 5

\*Not stocked by Kinze repair parts, but is available in bulk. Order part number: GD17150-00, Urethane Tubing, 3/8" O.D. x 250'.

\*\*Not stocked by Kinze repair parts, but is available in bulk. Order part number: GD17151-00, Urethane Tubing, 1/4" O.D. x 250'.

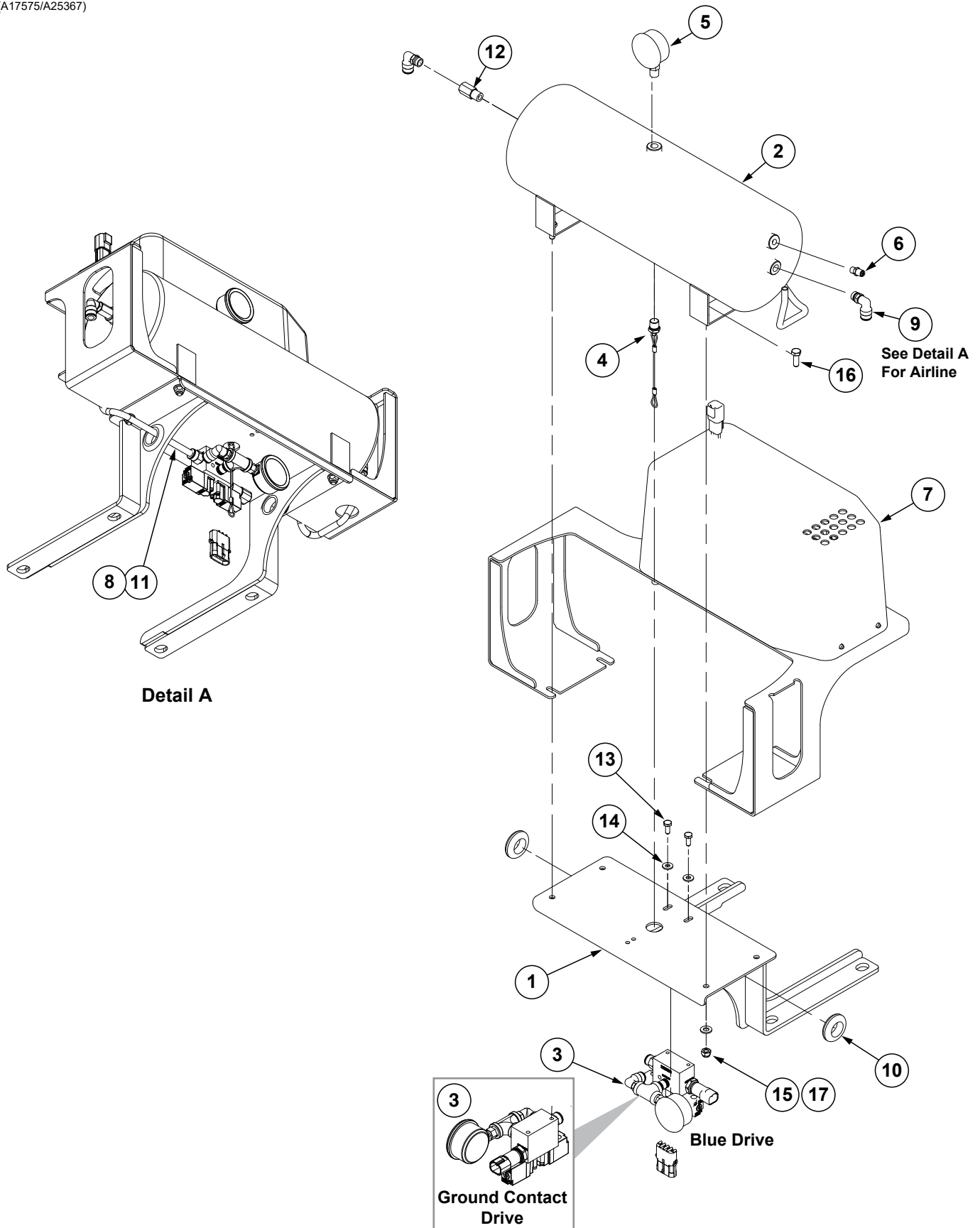
**This page left blank intentionally.**

(A17432)



ITEM	PART NO.	QTY.	DESCRIPTION
1	GA17623	1	12V Electric Compressor Mount
2	---	-	---
3	GB0766	1	Compressor Cover
4	GA14127	1	Filter Assembly
	GR1943	-	Filter Element Replacement
5	G10110	2	Lock Nut, ¼"-20, Grade B
6	G10638	2	Hex Head Cap Screw, ¼"-20 x 2"
7	G11382	4	Washer, No. 10 SAE
8	G11385	2	Flat Washer, ¼" SAE
9	G11356	2	Hex Socket Flange Cap Screw, ¼"-20 x ½"
10	G10949	4	Hex Nut, #6-32, Grade 1
11	G11206	4	Lock Nut, No. 10-32
12	G10950	4	Slotted Phillips Head Machine Screw, 6-32 x ½", Grade 1
13	G10904	4	Slotted Phillips Head Machine Screw, 10-32 x 1", Grade 1
14	GA18212	1	12V Air Pump W/Connector
15	GA18001	1	Compressor Mount
16	G10002	4	Hex Head Cap Screw, ⅜"-16 x ¾"
17	G11387	4	Flat Washer, ⅜" SAE
18	G10622	4	Serrated Flange Nut, ⅜"-16
19	GA18482	1	Air Compressor Harness
20	GR1921	-	Check Valve
21	GR1951	-	Leader Hose without Check Valve
22	GD17141	1	Connector, ¼" Male NPT
23	GD25486	1	Manifold Block
24	GD26387	1	Plug, ⅜" NPT
25	GD26386	1	Plug, ⅜" NPT
26	GD26070	2	Plug, ¼" NPT
27	GA18211	1	Air Pump Pressure Switch W/Connector
	GD26069	-	Pressure Switch
28	GR2233	1	Vibration Isolator Gromet, 4 Pack
A	GA17994	-	Compressor Manifold (Items 22-27)

(A17575/A25367)

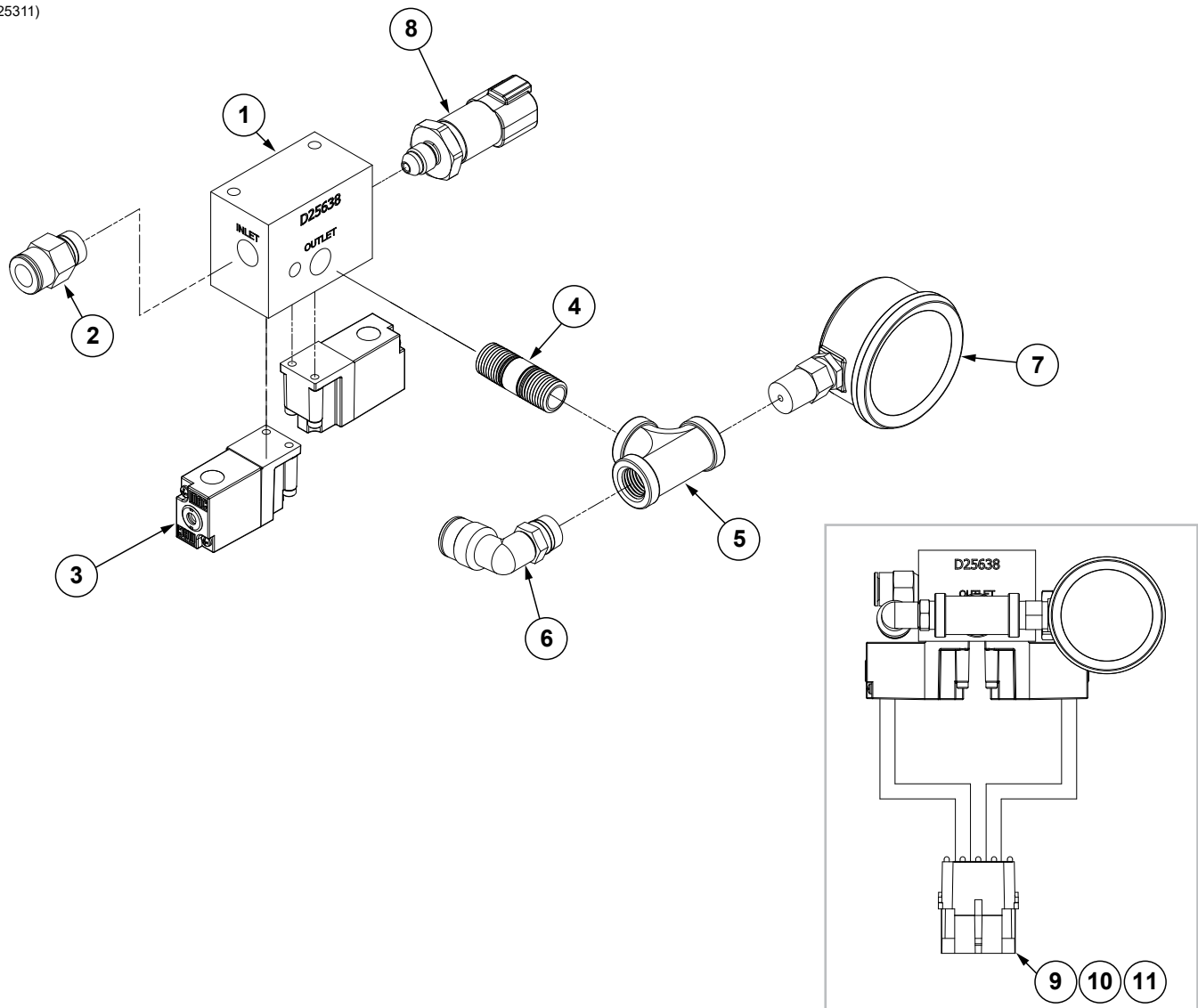




ITEM	PART NO.	QTY.	DESCRIPTION
1	GA17573	1	Air Tank Mount
2	GA11988	1	Tank, 3 Gallon
3	GA25311	1	<a href="#">See "Air Valve Assembly, Blue Drive" on page P173</a>
	GA20088	-	<a href="#">See "Air Valve Assembly, Ground Contact Drive" on page P174</a>
4	GA11991	1	Drain, 1/4" NPT
5	GA21405	1	Pressure Gauge, 1/4" NPT
6	GA11989	1	Valve Stem, 1/8" NPT
7	---	1	<a href="#">See "Electric Compressor" on page P169</a>
8	GD1512	1	Cable Tie, 7 1/2"
9	GD17143	2	Swivel Elbow, 1/4" NPT x 3/8"
10	GD22200	2	Grommet, 1"
11	*D17150-16	1	Urethane Tubing, 3/8" O.D. x 32"
12	GR1921	1	Check Valve
13	G10020	2	Hex Head Cap Screw, 1/4"-20 x 5/8"
14	G11385	2	Flat Washer, 1/4" SAE
15	G10109	4	Lock Nut, 5/16"-18
16	G10991	4	Hex Head Cap Screw, 5/16"-18 x 7/8"
17	G11386	4	Flat Washer, 5/16" SAE

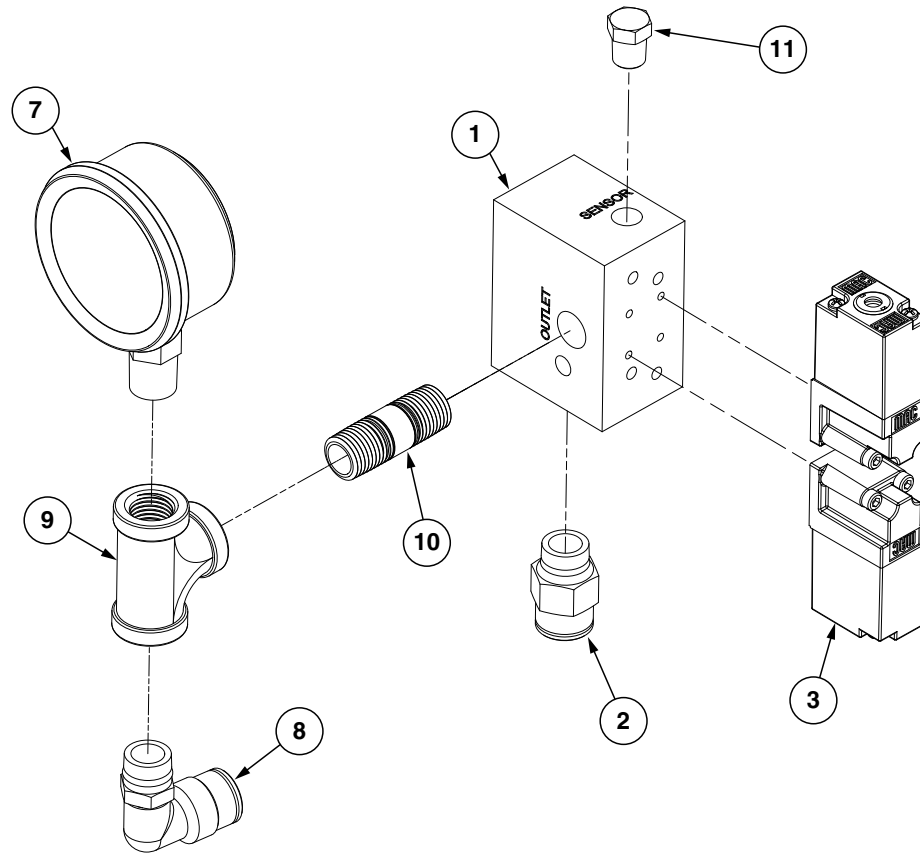
\*Not stocked by Kinze repair parts, but is available in bulk. Order part number: GD17150-00, Urethane Tubing, 3/8" O.D. x 250'.

(A25311)

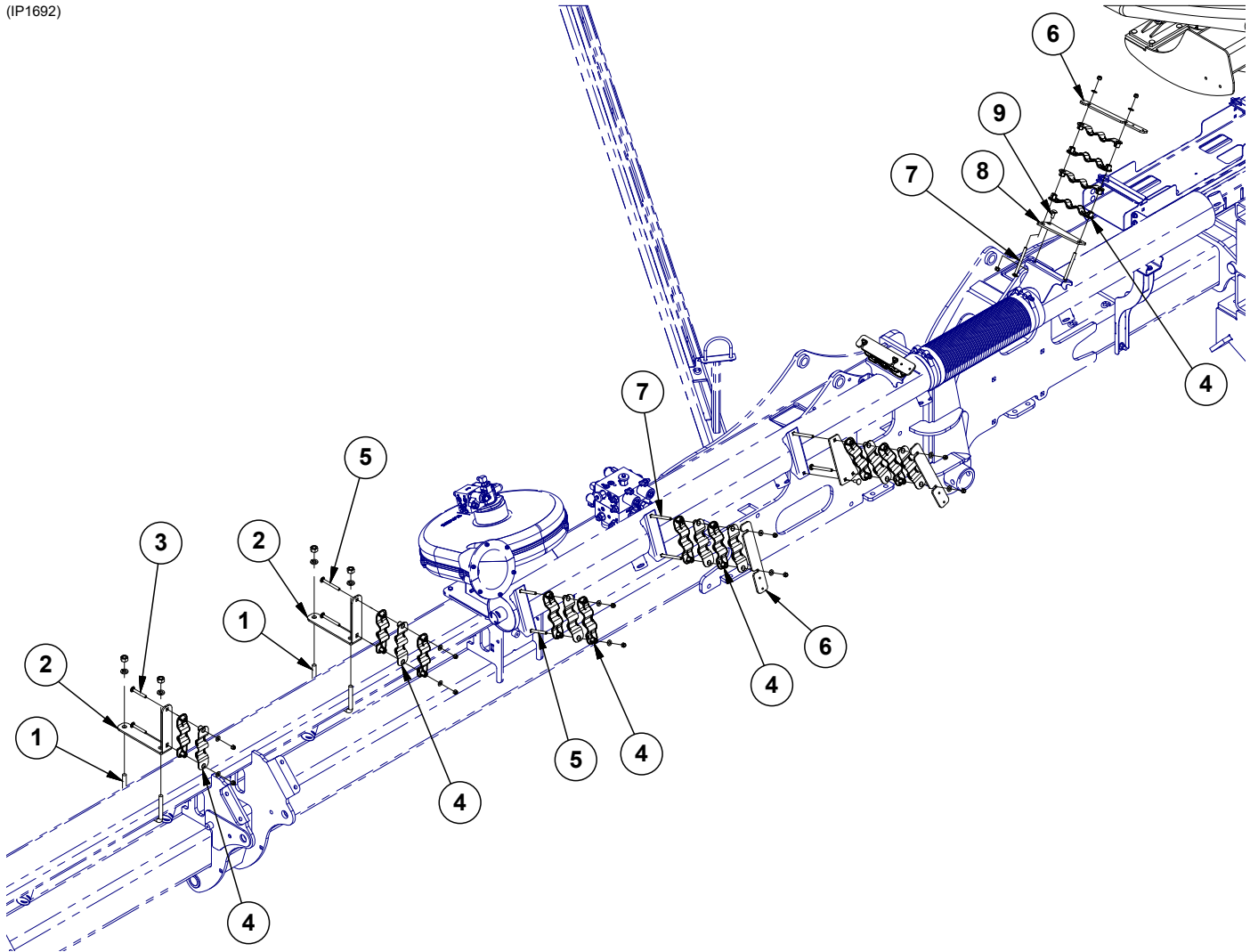


ITEM	PART NO.	QTY.	DESCRIPTION
1	GD25638	1	DF Block
2	GD17141	1	Connector, 1/4" Male NPT
3	GA20370	2	12 VDC Air Valve
4	GD19238	1	Nipple, 1/4" NPT
5	GD19237	1	Tee, 1/4" NPT
6	GD17143	1	Swivel Elbow, 1/4" NPT x 3/8"
7	GA21405	1	Pressure Gauge, 1/4" NPT
8	GA14804	1	Pressure Sensor (0-120 PSI)
9	GD19811	1	4 Pin Receptacle, Black
10	GD12557	4	Male 20-18 AWG Terminal Pin
11	GD12558	4	Cable Seal, 18-16 AWG
A	GA25311	-	12 VDC Air Valve Complete (Items 1-11)

(A20088)

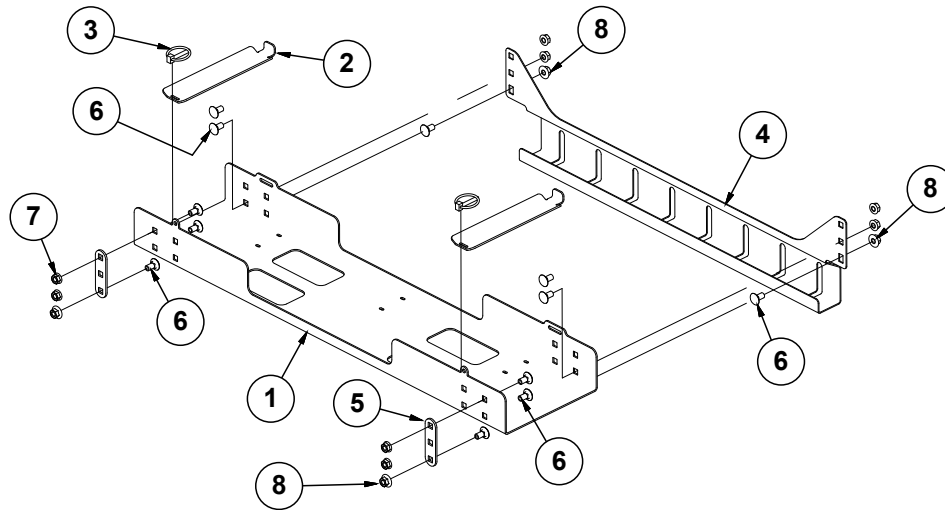


ITEM	PART NO.	QTY.	DESCRIPTION
1	GD25638	1	DF Block
2	GD17141	1	Connector, 1/4" Male NPT
3	GA20370	2	12 VDC Air Valve
4	GD11079	1	3 Pin Receptacle, Black
5	GD12557	3	Male 20-18 AWG Terminal Pin
6	GD12558	3	Cable Seal, 18-16 AWG
7	GA21405	1	Pressure Gauge, 1/4" NPT
8	GD17143	1	Swivel Elbow, 1/4" NPT x 3/8"
9	GD19237	1	Tee, 1/4" NPT
10	GD19238	1	Nipple, 1/4" NPT
11	G5406-02P	1	Hex Head Pipe Plug, 1/8" NPT
A	GA20088	-	12 VDC Air Valve Complete (Items 1-11)



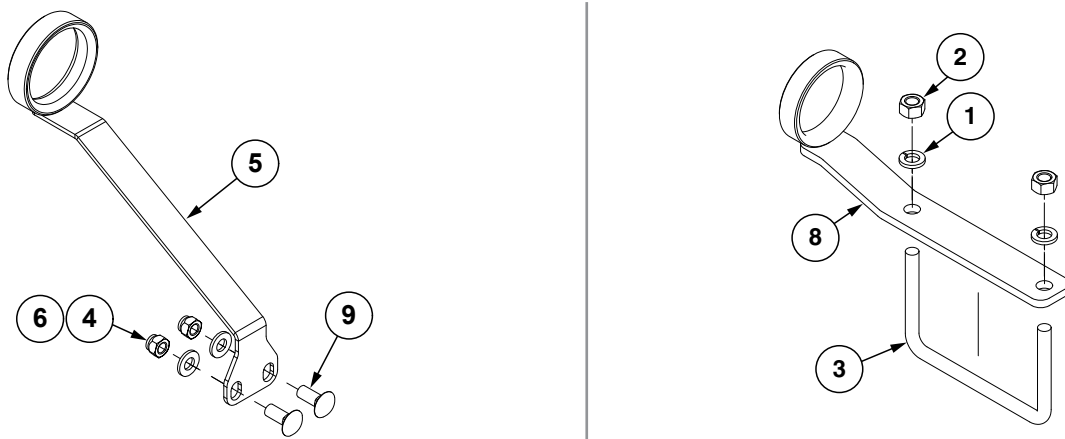
ITEM	PART NO.	QTY.	DESCRIPTION
1	GD25914	3	U-Bolt, 7" x 3" x 5/8"-11
	G10230	6	Lock Washer, 5/8"
	G10104	6	Hex Nut, 5/8"-11
2	G10076001	3	Wave Stacker Mount Bracket
3	G10898	4	Carriage Bolt, 3/8"-16 x 2 3/4"
	G11387	4	Flat Washer, 3/8" SAE
	G10108	4	Lock Nut, 3/8"-16
4	GB0969	26	5 Position Wave Stacker
	G10307	4	Carriage Bolt, 3/8"-16 x 3 1/2"
	G11387	4	Flat Washer, 3/8" SAE
	G10108	4	Lock Nut, 3/8"-16
6	GD36427	8	Mounting Plate
	G11732	8	Carriage Bolt, 3/8"-16 x 4 1/2", Grade 5
7	G11387	8	Flat Washer, 3/8" SAE
	G10108	8	Lock Nut, 3/8"-16
	G10075901	2	Wave Stacker Mount Plate
8	G10305	2	Carriage Bolt, 3/8"-16 x 1"
	G11387	2	Flat Washer, 3/8" SAE
	G10108	2	Lock Nut, 3/8"-16
9	G10305	2	Carriage Bolt, 3/8"-16 x 1"
	G11387	2	Flat Washer, 3/8" SAE
	G10108	2	Lock Nut, 3/8"-16

(IP1691)



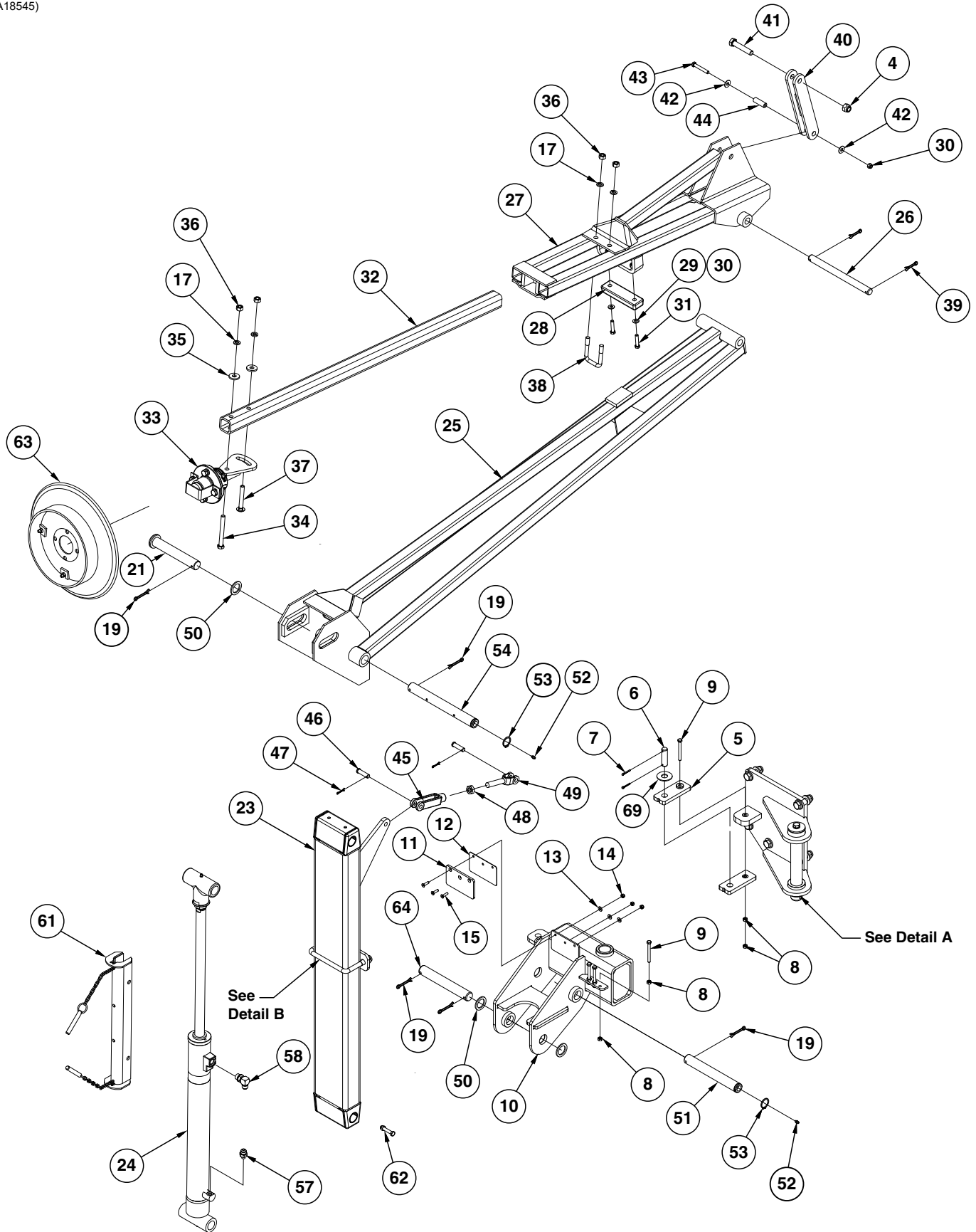
ITEM	PART NO.	QTY.	DESCRIPTION
1	G10066801	1	Air Hose Tray
2	G10066901	2	Hose Clamp Bracket
3	GD2558	2	Lynch Pin, 1/4"
4	G10072301	1	Wing Harness Tray Plate
5	GD25650	2	Tray Support
6	G10308	12	Carriage Bolt, 3/8"-16 x 3/4"
7	G10622	8	Serrated Flange Nut, 3/8"-16
8	G11091	4	Serrated Flange Nut, 3/8"-16

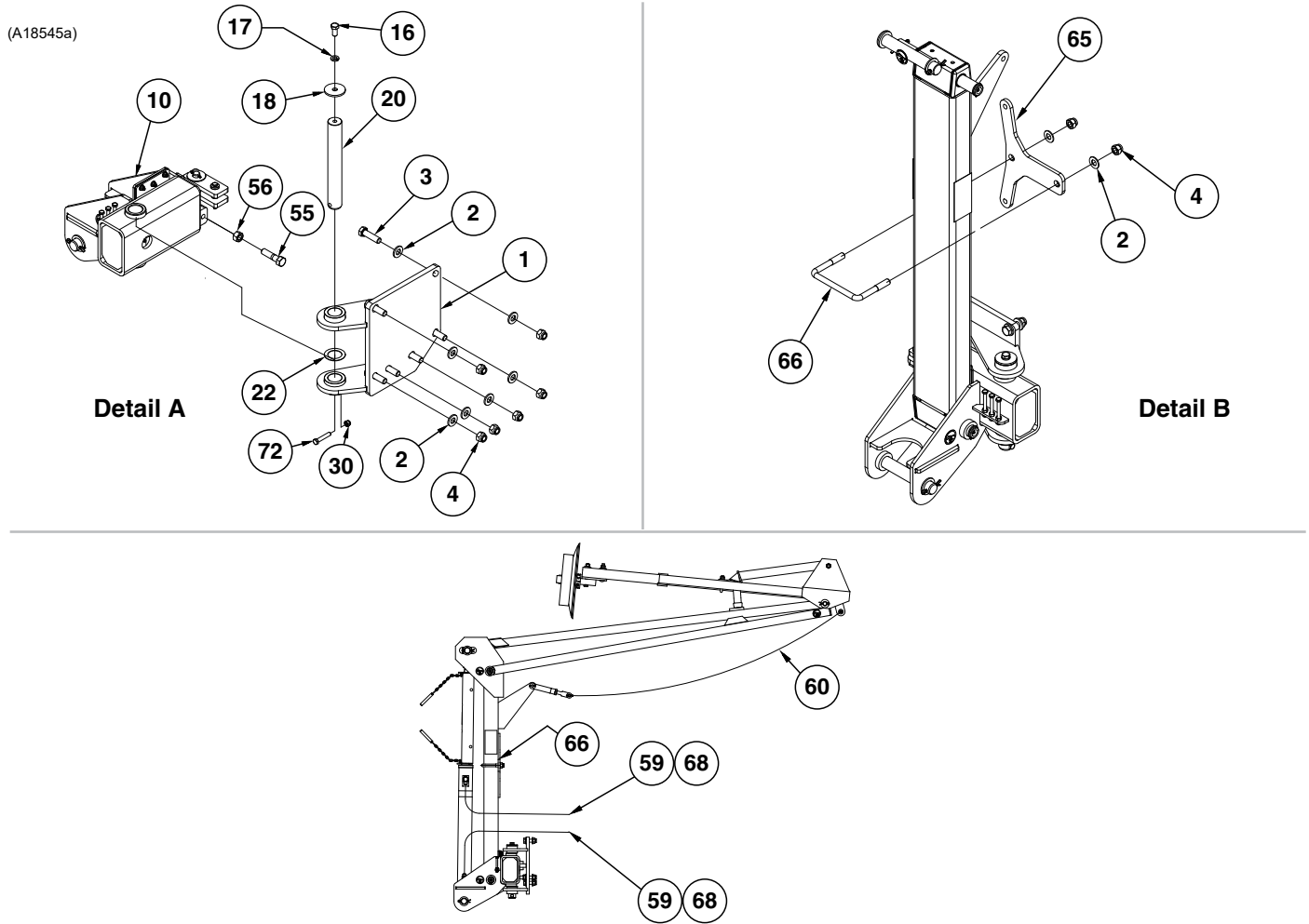
**Hose Protectors**



ITEM	PART NO.	QTY.	DESCRIPTION
1	G10230	-	Lock Washer, 5/8"
2	G10104	-	Hex Nut, 5/8"-11
3	GD25914	-	U-Bolt, 7" x 3" x 5/8"-11
4	G10111	-	Lock Nut, 1/2"-13
5	GA21101	-	Hose Protector (12 Row and 16 Row)
6	G11389	-	Flat Washer, 1/2" Plated SAE
7	G11712	-	Hex Head Cap Screw, 1/2"-13 x 3/4", Grade 5
8	GA21100	-	Hose Protector (24 Row)
9	G10574	-	Carriage Bolt, 1/2"-13 x 1 1/4"

(A18545)





ITEM	PART NO.	QTY.	DESCRIPTION
1	GA18533	1	L.H. Marker Pivot
	GA18534	-	R.H. Marker Pivot
2	G11391	14	Flat Washer, 5/8" SAE
3	G10006	6	Hex Head Cap Screw, 5/8"-11 x 2 1/4"
4	G10107	8	Lock Nut, 5/8"-11
5	GA18485	2	Shear Strap
6	GD25953	1	Shear Strap Pin
7	G10544	2	Cotter Pin, 5/32" x 1"
8	G10106	8	Hex Nut, 5/16"-18
9	G11553	4	Hex Head Cap Screw, 5/16"-18 x 3"
10	G10409401	1	L.H. Outer Breakaway
	G10409301	-	R.H. Outer Breakaway
11	GD26790	1	Stop Pad
12	GD26789	3	Shim Stop (As Required)
13	G11385	3	Flat Washer, 1/4" SAE
14	G10110	3	Lock Nut, 1/4"-20, Grade B
15	G11180	3	Hex Flat Head Counter Sunk Cap Screw, 1/4"-20 x 1"
16	G10014	1	Hex Head Cap Screw, 1/2"-13 x 1"
17	G10228	5	Lock Washer, 1/2"
18	GD18828	1	Washer
19	G10460	5	Cotter Pin, 1/4" x 2"
20	GD30379	1	Pin, 1 1/2" O.D. x 1 1/4"
21	GD15386	1	Pin, 1 1/2" O.D. x 10 3/4"

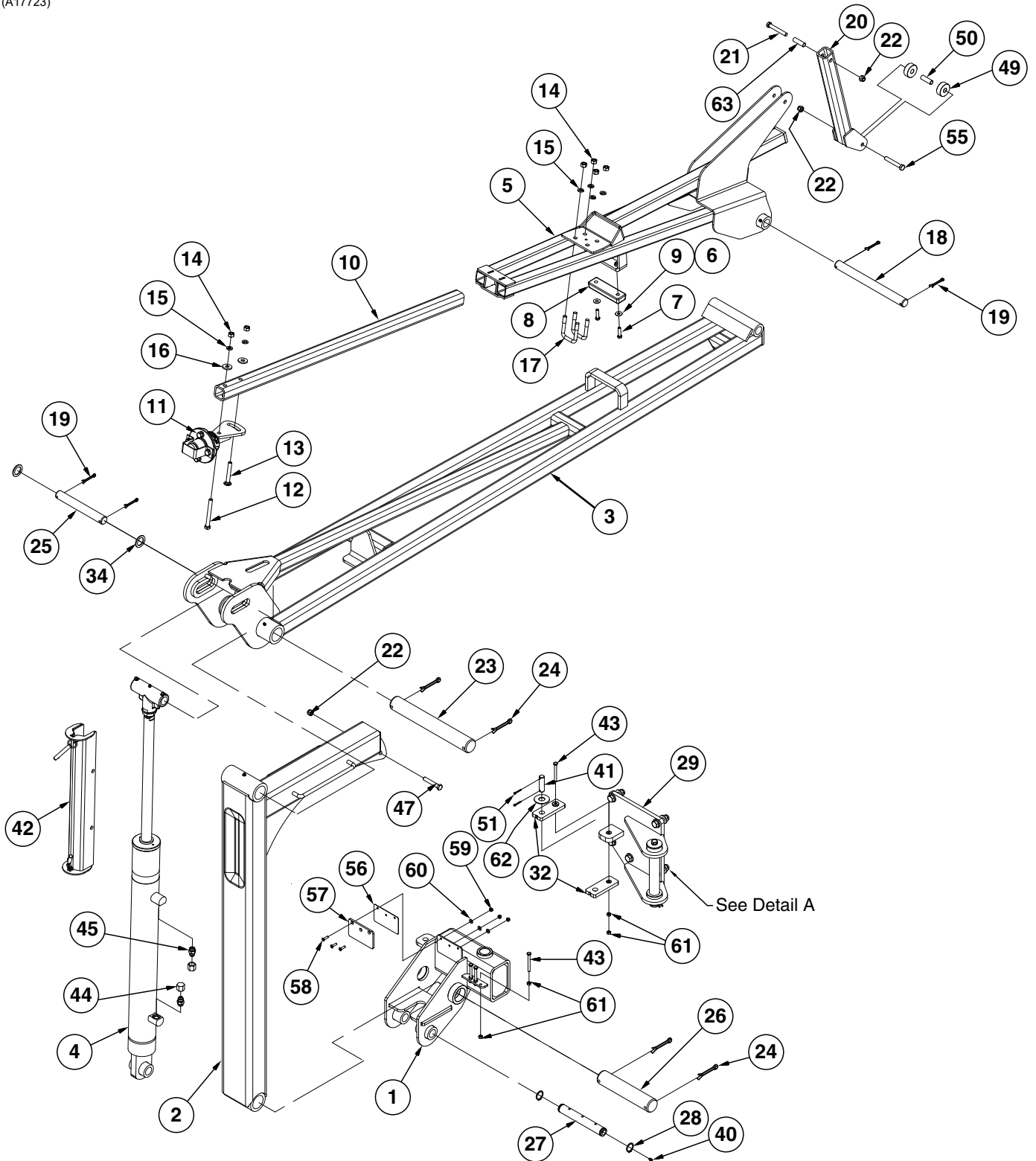
(Continued on the following page.)

ITEM	PART NO.	QTY.	DESCRIPTION
22	G10450	1	Machine Bushing, 1½", 18 Gauge (.0478")
23	GA11592	1	First Stage Marker
	GD11751	-	Steel Bushing, 1" Wide
24	GA18514	1	<a href="#">See "Row Marker Cylinder, 12 Row" on page P193</a>
25	G10237801	1	Arm W/Grease Fitting, Second Stage, 72"
	G10641		Grease Fitting, ½" NPT
26	GD2697	1	Pin, 7⁄8" x 11"
27	GA8075	1	Arm, Third Stage, 35"
28	GA9145	1	Molded Stop, 6¼" Long
29	G11387	2	Flat Washer, 3⁄8" SAE
30	G10108	4	Lock Nut, 3⁄8"-16
31	G10047	2	Hex Head Cap Screw, 3⁄8"-16 x 1¾"
32	GD0453-03	1	Extension Tube, 50"
33	---	-	<a href="#">See "Row Marker Spindle/Hub/Blade" on page P187</a>
34	G10045	1	Hex Head Cap Screw, ½"-13 x 4½"
35	G10168	2	Machine Bushing, ½", 7 Gauge (.1793")
36	G10102	4	Hex Nut, ½"-13
37	G10844	1	Carriage Bolt, ½"-13 x 3½"
38	GD2721	1	U-Bolt, 2" x 2" x ½"-13
39	G10463	2	Cotter Pin, ¼" x 1½"
40	GA8072	1	Linkage, 10"
41	G10862	1	Hex Head Cap Screw, 5⁄8"-11 x 3¼"
42	G10210	2	Washer, 3⁄8" USS
43	G10049	1	Hex Head Cap Screw, 3⁄8"-16 x 2½"
44	GD2971-11	1	Sleeve, 1⅞" Long
45	GD8218	1	Yoke
46	G10560	2	Clevis Pin, ½" x 1¾"
47	G10451	2	Cotter Pin, ⅛" x 1"
48	G10503	1	Hex Jam Nut, 5⁄8"-11, Grade 2
49	GD11115	1	Plain Yoke
50	G10159	3	Washer, 1⅞"
51	GD21143	1	Marker Pin, 1¼" x 9½"
52	G10640	2	Grease Fitting, ¼"-28
53	G11400	2	Retaining Ring, 1¼"
54	GD21142	1	Marker Pin, 1¼" x 1¾"
55	G11971	1	Hex Head Cap Screw, ¾"-10 x 2½", Grade 5
56	G10105	1	Hex Nut, ¾"-11
57	G6400-08-04	1	Connector W/O-Ring, ¾"-16 Male JIC To 7⁄16"-20 O-Ring
	GR1465	-	O-Ring
58	G6801-08	1	Elbow W/O-Ring, 90°, ¾"-16 Male JIC To O-Ring
	GR1037	-	O-Ring
59	*A15032-62	2	Hose Assembly, 3⁄8" x 62" (08F-08F) (Abrasion Resistant)
60	GA11915	1	Marker Chain Assembly
	G3302-07	1	Coil Chain, No. 9/0, 28 Links
	GD10674-02	1	Chain Cover, 56"
61	GA24754	1	Cylinder Lock-Up
	G10536		Detent Pin, ½" x 2½" (Included W/GA24754)
62	G10048	1	Hex Head Cap Screw, 3⁄8"-16 x 2"
63	---	1	<a href="#">See "Row Marker Spindle/Hub/Blade" on page P187</a>
64	GD3421	1	Pin, 1¼" x 8¾"
65	GD26962	1	Lockup Storage Plate
66	GD11489	1	U-Bolt, 3" x 6" x 5⁄8"-11
67	---	-	---
68	G6502-08	2	Swivel Elbow, 45°, ¾"-16 Male JIC To Female
69	G10218	1	Washer, ¾" USS

\* Hydraulic hose is not stocked by Kinze Repair Parts, but can be made available on a special order basis. Call for quote.

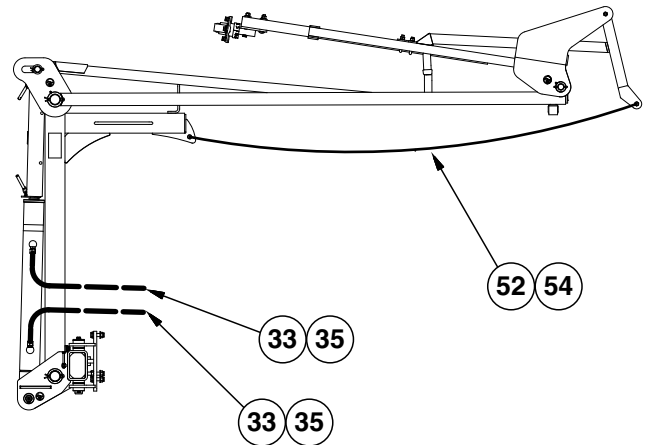
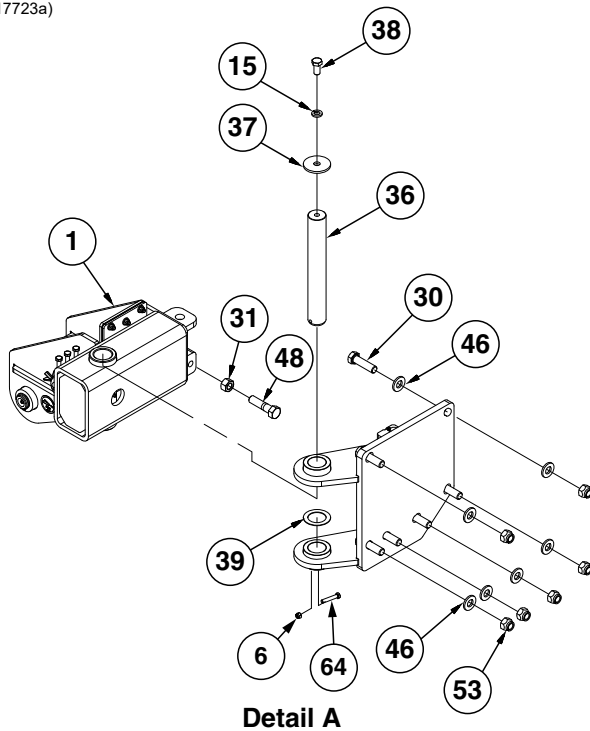


(A17723)



(Continued on the following pages.)

(A17723a)



ITEM	PART NO.	QTY.	DESCRIPTION
1	GA26976	1	L.H. Outer Breakaway
	GA26977	1	R.H. Outer Breakaway
2	GA17715	1	First Stage
	GD11751	-	Steel Bushing, 1" Wide
3	GA18866	1	Second Stage
4	GA18861	1	<a href="#">See "Row Marker Cylinder, 16 Row and 24 Row" on page P194</a>
5	GA17721	1	Third Stage
6	G10108	3	Lock Nut, 3/8"-16
7	G10003	2	Hex Head Cap Screw, 3/8"-16 x 1 1/2"
8	GA9145	1	Molded Stop, 6 1/4" Long
9	G10210	2	Washer, 3/8" USS
10	GD0453-03	1	Extension Tube, 50"
11	GA26909	1	<a href="#">See "Row Marker Spindle/Hub/Blade" on page P187</a>
12	G10045	1	Hex Head Cap Screw, 1/2"-13 x 4 1/2"
13	G10844	1	Carriage Bolt, 1/2"-13 x 3 1/2"
14	G10102	6	Hex Nut, 1/2"-13
15	G10228	7	Lock Washer, 1/2"
16	G10168	2	Machine Bushing, 1/2", 7 Gauge (.1793")
17	GD2721	2	U-Bolt, 2" x 2" x 1/2"-13
18	GD0704	1	Pin, 1 1/4" x 14"
19	G10460	4	Cotter Pin, 1/4" x 2"
20	GA21209	1	Control Arm
21	G10033	1	Hex Head Cap Screw, 1/2"-13 x 3 1/2"
22	G10111	3	Lock Nut, 1/2"-13
23	GD0677	1	Pin, 2 1/8" x 15 3/4"
24	G10461	4	Cotter Pin, 3/8" x 3"
25	GD10186	1	Pin, 1 1/4" x 9 1/2"
26	GD26775	1	Pivot Shaft, 2 1/8" x 10 1/2"

## Row Marker Assembly, 16 Row

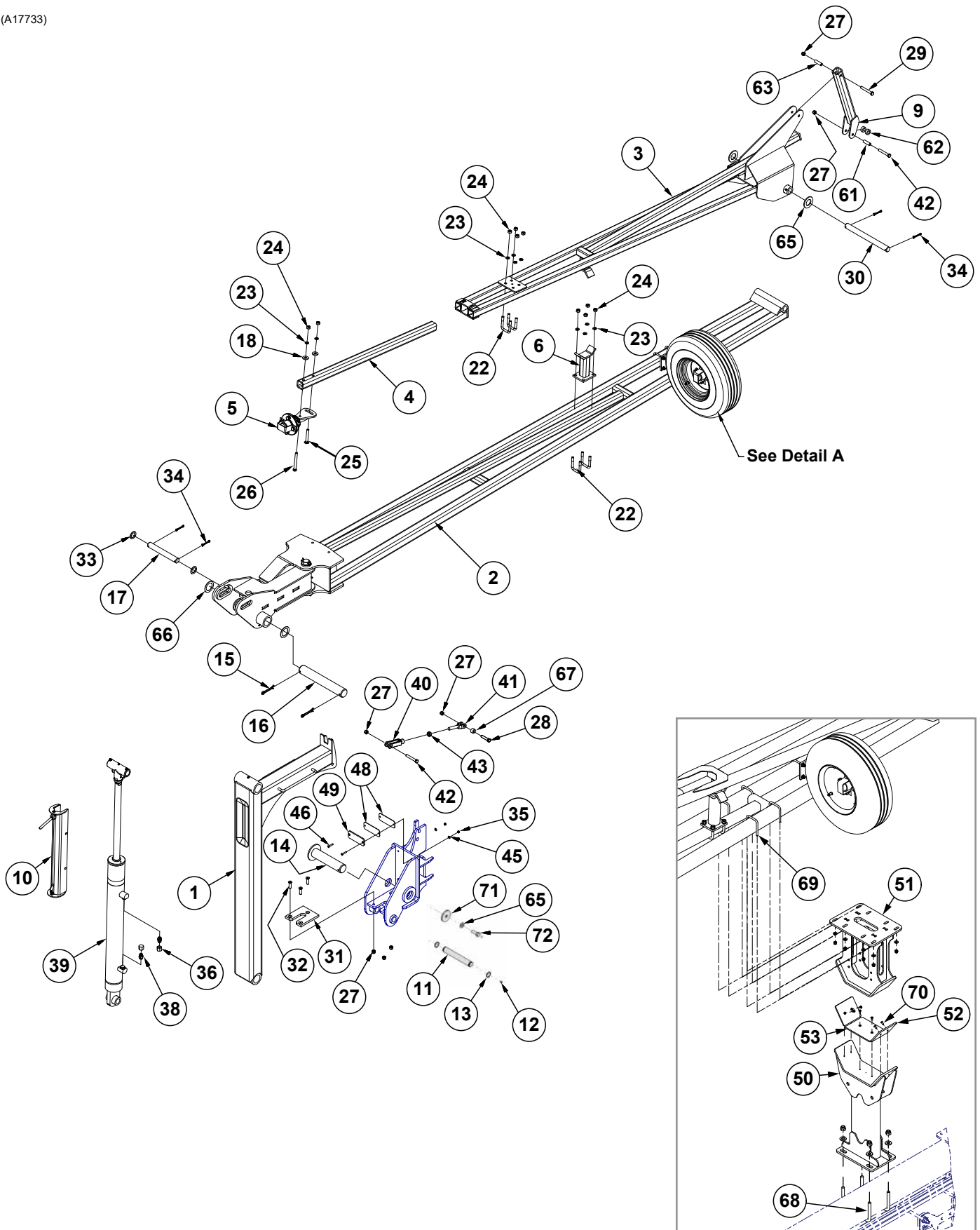
M0307-02

Model 4905

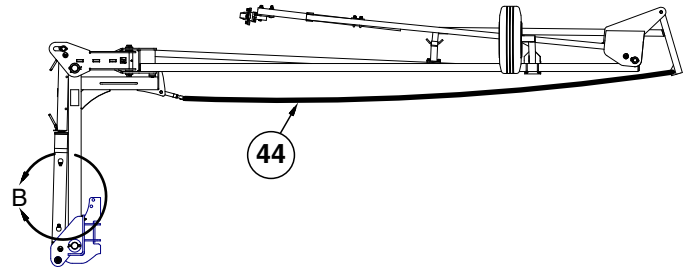
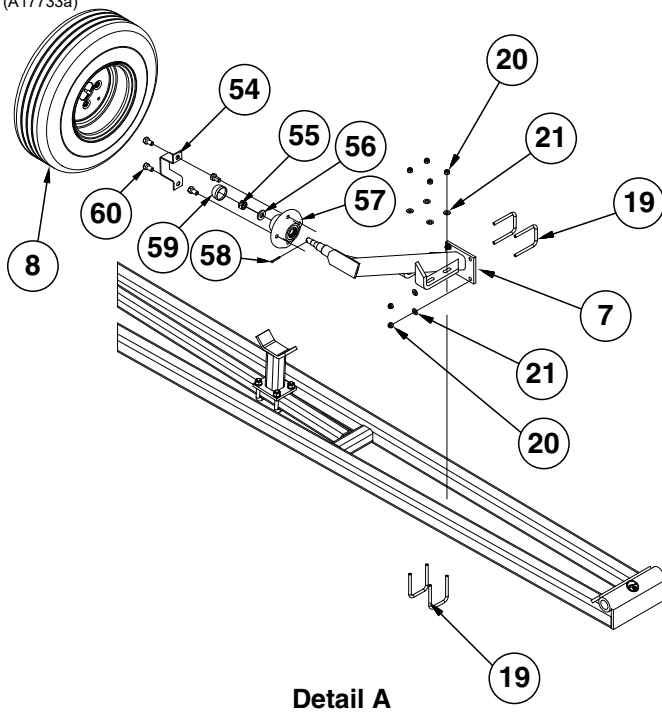
ITEM	PART NO.	QTY.	DESCRIPTION
27	GD25860	1	Marker Pin, 1¼" x 8⅞"
28	G11400	2	Retaining Ring, 1¼"
29	GA18533	1	L.H. Marker Pivot
	GA18534	-	R.H. Marker Pivot
30	G10006	6	Hex Head Cap Screw, ⅝"-11 x 2¼"
31	G10105	1	Hex Nut, ¾"-11
32	GA18485	2	Shear Strap
33	*A15032-51	2	Hose Assembly, ⅜" x 51" (08F-08F) (Abrasion Resistant)
34	G10159	2	Washer, 1⅞"
35	G6502-08	2	Swivel Elbow, 45°, ¾"-16 Male JIC To Female
36	GD30379	1	Pin, 1½" O.D. x 11¼"
37	GD18828	1	Washer
38	G10014	1	Hex Head Cap Screw, ½"-13 x 1"
39	G10450	1	Machine Bushing, 1½", 18 Gauge (.0478")
40	G10640	1	Grease Fitting, ¼"-28
41	GD36715	1	Shear Strap Pin
42	GA18884	1	Cylinder Lock-up Assembly
	G10874	-	Detent Pin, ½" x 3½" Grip
43	G11553	4	Hex Head Cap Screw, ⅝"-18 x 3"
44	G304-C-8	2	Cap Nut, ¾"-16
45	G6400-08	2	Connector W/O-Ring, ¾"-16 Male JIC To O-Ring
	GR1037	-	O-Ring
46	G11391	12	Flat Washer, ⅝" SAE
47	G10038	1	Hex Head Cap Screw, ½"-13 x 3"
48	G11971	1	Hex Head Cap Screw, ¾"-10 x 2½", Grade 5
49	GD19205	2	Chain Spacer
50	GD19206	1	Chain Sleeve
51	G10544	2	Cotter Pin, ⅝₃₂" x 1"
52	G3302-15	1	Marker Chain, 43 Links
53	G10107	6	Lock Nut, ⅝"-11
54	GD10674-07	1	Chain Cover
55	G10585	1	Hex Head Cap Screw, ½"-13 x 3¼"
56	GD26789	1	Stop Shim
57	GD26790	1	Stop Pad
58	G11180	3	Hex Flat Head Counter Sunk Cap Screw, ¼"-20 x 1"
59	G10110	3	Lock Nut, ¼"-20, Grade B
60	G11385	3	Flat Washer, ¼" SAE
61	G10106	8	Hex Nut, ⅝₁₆"-18
62	G10218	1	Washer, ¾" USS
63	GD7904-09	1	Sleeve
64	G10048	1	Hex Head Cap Screw, ⅜"-16 x 2"

**\* Hydraulic hose is not stocked by Kinze Repair Parts, but can be made available on a special order basis. Call for quote.**

(A17733)



(A17733a)



Detail B

ITEM	PART NO.	QTY. (Per Assy.)	DESCRIPTION
1	GA18057 GD11751	1 -	First Stage Steel Bushing, 1" Wide
2	---	1	<a href="#">See "Second Stage Marker, 24 Row" on page P186</a>
3	G10142501	1	Third Stage Marker
4	GD0453-07	1	Extension Tube, 45"
5	GA26909	1	<a href="#">See "Row Marker Spindle/Hub/Blade" on page P187</a>
6	GA20256	1	Stop Pad
7	GA0160L GA0160R	1 -	Support, L.H. Support, R.H.
8	GA17767 GD15489 GA10458 GA17768	1 - - -	Tire and Rim Assembly Tire, 20.5 x 8.0-10 (Specify Brand*) Valve Stem Rim, Grey
9	GA21209	1	Control Arm
10	GA18884 G10874	1 -	Cylinder Lock-up Assembly Detent Pin, 1/2" x 3 1/2" Grip
11	GD25860	1	Marker Pin, 1 1/4" x 8 7/8"
12	G10640	1	Grease Fitting, 1/4"-28
13	G11400	2	Retaining Ring, 1 1/4"
14	G10480801	1	Pivot Shaft
15	G10461	3	Cotter Pin, 3/8" x 3"
16	GD25969	1	Pivot Shaft, 2 1/8" x 14 1/4"
17	GD10186	1	Pin, 1 1/4" x 9 1/2"
18	G10168	2	Machine Bushing, 1/2", 7 Gauge (.1793")
19	GD19212	4	U-Bolt, 2 1/2" x 3/8"-16
20	G10108	8	Lock Nut, 3/8"-16
21	G11387	8	Flat Washer, 3/8" SAE
22	GD2721	4	U-Bolt, 2" x 2" x 1/2"-13
23	G10228	10	Lock Washer, 1/2"
24	G10102	10	Hex Nut, 1/2"-13
25	G10844	1	Carriage Bolt, 1/2"-13 x 3 1/2"
26	G10045	1	Hex Head Cap Screw, 1/2"-13 x 4 1/2"
27	G10111	7	Lock Nut, 1/2"-13

(Continued on the following page.)

## Row Marker Assembly, 24 Row

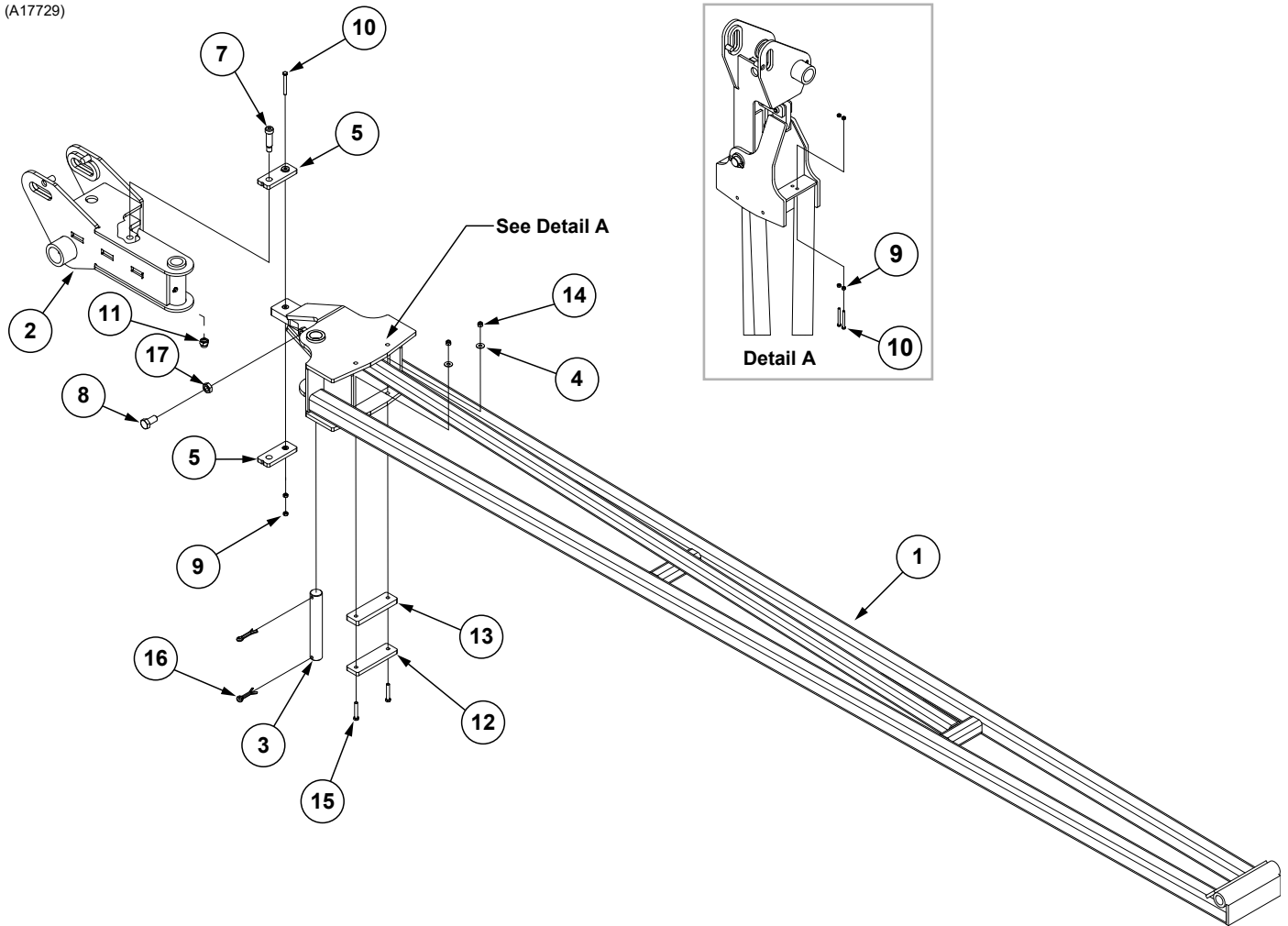
Model 4905

M0307-02

ITEM	PART NO.	QTY. (Per Assy.)	DESCRIPTION
28	G10581	1	Hex Head Cap Screw, 1/2"-13 x 2 1/4"
29	G10033	1	Hex Head Cap Screw, 1/2"-13 x 3 1/2"
30	GD0704	1	Pin, 1 1/4" x 14"
31	GD25862	1	Wear Stop
32	G11534	3	Hex Flat Head Counter Sunk, 1/2"-13 x 1 3/4"
33	G10159	2	Washer, 1 7/8"
34	G10460	4	Cotter Pin, 1/4" x 2"
35	G10110	2	Lock Nut, 1/4"-20, Grade B
36	G304-C-8	2	Cap Nut, 3/4"-16
37	G6502-08	2	Swivel Elbow, 45°, 3/4"-16 Male JIC To Female
38	G6400-08 GR1037	2 -	Connector W/O-Ring, 3/4"-16 Male JIC To O-Ring O-Ring
39	GA18861	1	<a href="#">See "Row Marker Cylinder, 16 Row and 24 Row" on page P194</a>
40	GD8218	1	Yoke
41	GD11115	1	Plain Yoke
42	G10585	2	Hex Head Cap Screw, 1/2"-13 x 3 1/4"
43	G10503	1	Hex Jam Nut, 5 5/8"-11, Grade 2
44	GD28630	1	Wire Rope, 153 3/4"
45	G11385	2	Flat Washer, 1/4" SAE
46	G11570	2	Hex Flat Head Cap Screw, 1/4"-20 x 1 1/2"
47	*A15032-51	2	Hose Assembly, 3/8" x 51" (08F-08F) (Abrasion Resistant)
48	GD26954	2	Shim Stop
49	GD26955	1	Stop Pad
50	G10273001	2	Marker Stand
51	G10195801	2	Marker Support
52	G10195701	4	Pad
53	G10195601	2	Pad
54	GD2597	1	Retainer
55	G10725	1	Slotted Hex Nut, 5/8"-18
56	G11391	1	Flat Washer, 5/8" SAE
57	GA26877 GD21540 GA0257 GA0245 GA26876	1 - - - -	4-Bolt Hub Assembly W/O Spindle Grease Seal Bearing Bearing Hub W/Cups, 4 Bolt
58	G10544	1	Cotter Pin, 5/32" x 1"
59	GD0840	1	Dust Cap
60	GD3248	4	Lug Bolt, 1/2"-20 x 1 1/4"
61	GD4887-30	2	Sleeve, 1" O.D. x .562" I.D. x 2"
62	GD5900-37	1	Sleeve, 1 1/2" O.D. x 1" x 1/2"
63	GD7904-09	1	Sleeve
64	G10481001	1	Bolt Plate
65	G11391	2	Flat Washer, 5/8" SAE
66	G10336	2	Machine Bushing, 2 1/8", 14 Gauge (.0747")
67	GD4887-01	1	Sleeve, 1/2" I.D. x 5/8" Long
68	GD25914 G11391 G10107	4 8 8	U-Bolt, 7" x 3" x 5/8"-11 Flat Washer, 5/8" SAE Lock Nut, 5/8"-11
69	GD19212 G11387 G10108	8 16 16	U-Bolt, 2 1/2" x 3/8"-16 Flat Washer, 3/8" SAE Lock Nut, 3/8"-16
70	G11127	12	Hex Flange Head Cap Screw, 1/4" - 20 x 5/8"
71	G10481001	1	Bolt Plate
72	G10141901	1	Hex Head Cap Screw, 5/8"-11 x 1 3/4", Grade 8

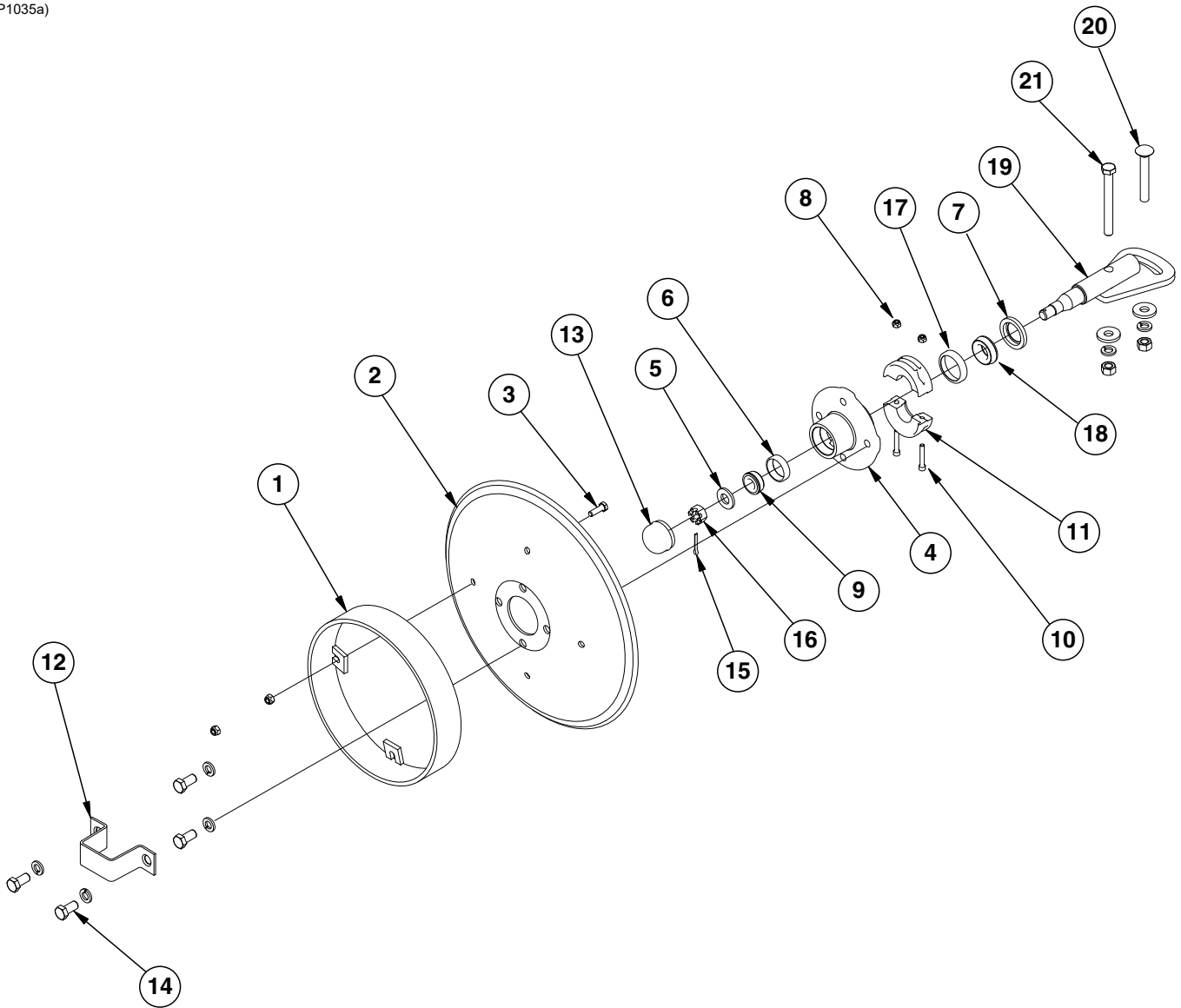
\* Hydraulic hose is not stocked by Kinze Repair Parts.

(A17729)



ITEM	PART NO.	QTY. (Per Assy.)	DESCRIPTION
1	GA18611	1	L.H. Second Stage
	GA18610	1	R.H. Second Stage
2	GA18869	1	L.H. Second Stage Knuckle
	GA18870	1	R.H. Second Stage Knuckle
3	GD25959	1	Breakaway Pivot Pin
4	G10210	2	Washer, 3/8" USS
5	GA18485	2	Shear Strap
6	---	---	---
7	GD36716	1	Shoulder Bolt, 5/8"-11 x 2"
8	G10025	1	Hex Head Cap Screw, 3/4"-10 x 1 1/2"
9	G10106	6	Hex Nut, 5/16"-18
10	G11553	3	Hex Head Cap Screw, 5/16"-18 x 3"
11	G10107	1	Lock Nut, 5/8"-11
12	GD26204	1	Stop Pad
13	GD25965	1	Mount Spacer
14	G10108	2	Lock Nut, 3/8"-16
15	G10939	2	Hex Head Cap Screw, 3/8"-16 x 2 1/4"
16	G10468	2	Cotter Pin, 3/8" x 2"
17	G11087	1	Hex Nut, 3/4"-10

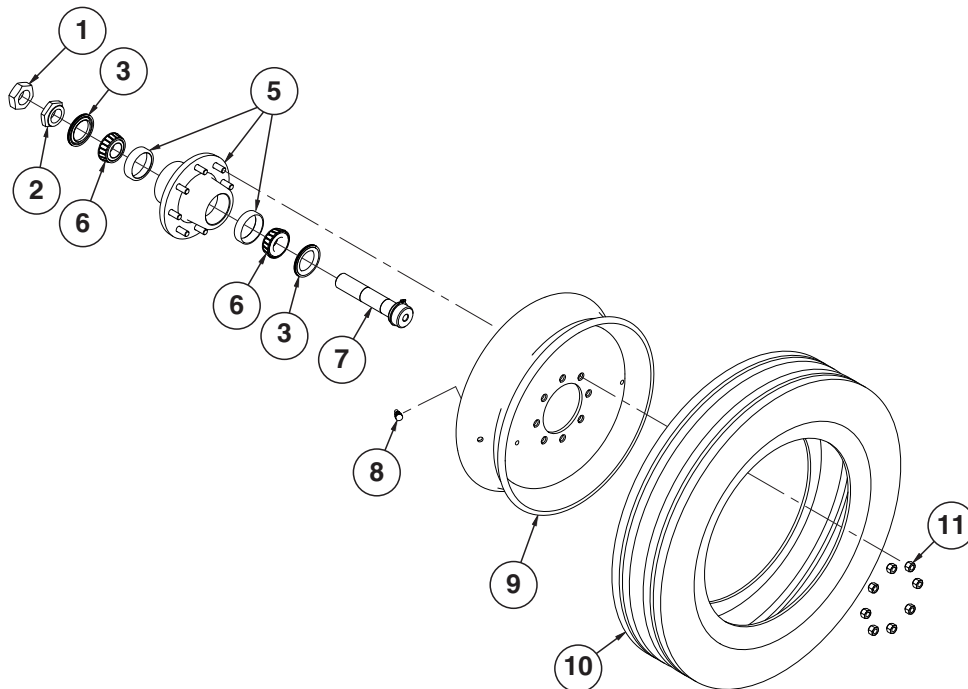
(IP1035a)





ITEM	PART NO.	QTY. (Per Assy.)	DESCRIPTION
1	GA5853	1	Depth Band
2	GD0746	1	Disc Blade, Solid, 16" (Shown)
	GD10283	-	Disc Blade, Notched, 16" (Optional)
3	G10019	4	Hex Head Cap Screw, 5/16"-18 x 1"
	G10109	4	Lock Nut, 5/16"-18, Grade 8
4	GA26876	1	Hub W/Cups, 4 Bolt (Includes Items 6 and 17)
5	G11391	1	Flat Washer, 5/8" SAE
6	GR0151	1	Outer Cup
7	GD21540	1	Grease Seal
8	G10110	2	Lock Nut, 1/4"-20, Grade B
9	GA0257	1	Bearing
10	G11418	2	Hex Socket Head Cap Screw, 1/4"-20 x 1 1/2"
11	GB0554	2	Hub Shield
12	GD2597	1	Retainer
13	GD0840	1	Dust Cap
14	G10722	4	Hex Head Cap Screw, 1/2"-20 x 1"
	G10228	4	Lock Washer, 1/2"
15	G10544	1	Cotter Pin, 5/32" x 1"
16	G10725	1	Slotted Hex Nut, 5/8"-18
17	GR0150	1	Inner Cup
18	GA0245	1	Bearing
19	GA15151	1	Spindle
20	G10844	1	Carriage Bolt, 1/2"-13 x 3 1/2"
	G10168	1	Machine Bushing, 1/2", 7 Gauge
	G10228	1	Lock Washer, 1/2"
	G10102	1	Hex Nut, 1/2"-13
21	G10045	1	Hex Head Cap Screw, 1/2"-13 x 4 1/2"
	G10168	2	Machine Bushing, 1/2", 7 Gauge
	G10228	2	Lock Washer, 1/2"
	G10102	2	Hex Nut, 1/2"-13
A	GA26909	-	Hub And Spindle Assembly, (Items 4-7, 9, and 12-19)

(IP1457)

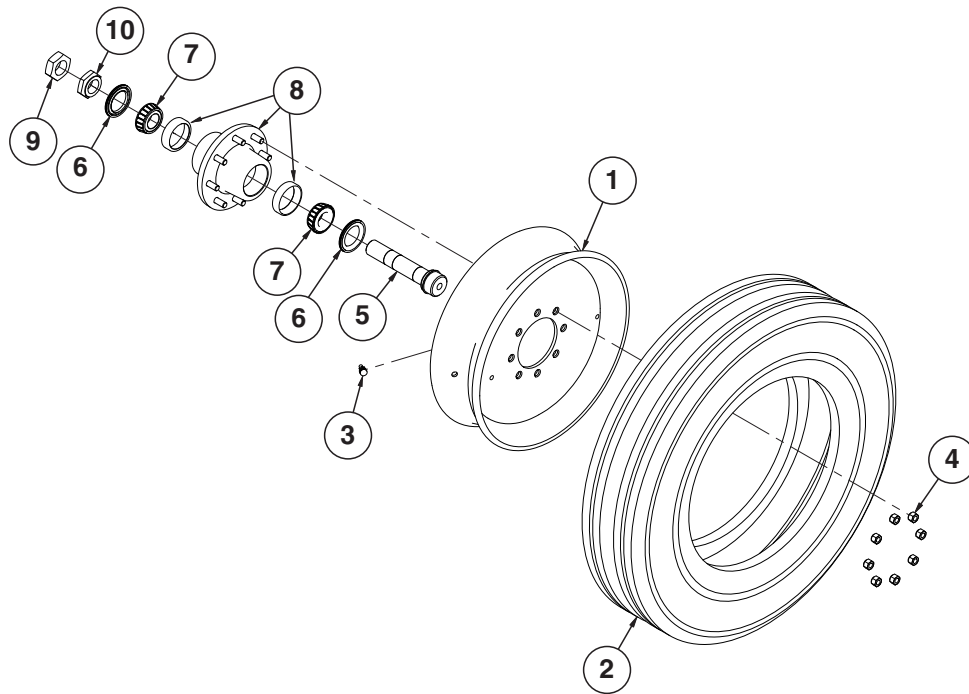


ITEM	PART NO.	QTY.	DESCRIPTION
1	GD7864	1	Special Hex Nut, 1 $\frac{3}{4}$ "-12 UNF
2	GD7089	1	Special Nut, 1 $\frac{3}{4}$ "-12 UNF
3	GA4722	2	Seal
4	---	-	---
5	GA4729	1	Hub W/Cups, Bolts, Nuts And Grease Fitting, 8 Bolt, 1 $\frac{3}{4}$ " Bore
	G10640	-	Grease Fitting, 1 $\frac{1}{4}$ "-28
	GD7079	2	Cup
	GR0528	-	Stud, 5 $\frac{1}{8}$ "-18 x 2 $\frac{1}{4}$ ", Grade 8
	GR1912	-	Lug Nut, 5 $\frac{1}{8}$ "-18, Grade 8
6	GA4723	2	Bearing
7	GA4727	1	Spindle W/Retaining Ring, 1 $\frac{3}{4}$ "
	G10913	-	External Retaining Ring, 2 $\frac{1}{2}$ "
8	GA7434	1	Valve Stem
9	GA19891	1	Rim, 5 $\frac{1}{2}$ " x 22 $\frac{1}{2}$ ", Grey
10	GD28817	1	Tire, 255-70R 22.5" W/O Center Rib, Tubeless (Specify Brand*)
11	GR1912	8	Lug Nut, 5 $\frac{1}{8}$ "-18, Grade 8

A	GA19892	-	Tire/Rim Assembly (Items 8-10)
B	GA4736	-	Hub and Spindle Assembly (Items 1-3 and 6-7)

\*Specific brand requests will be supplied only as available from current Kinze Repair Parts stock. If a specific brand requested is not in stock, the brand available will be supplied.

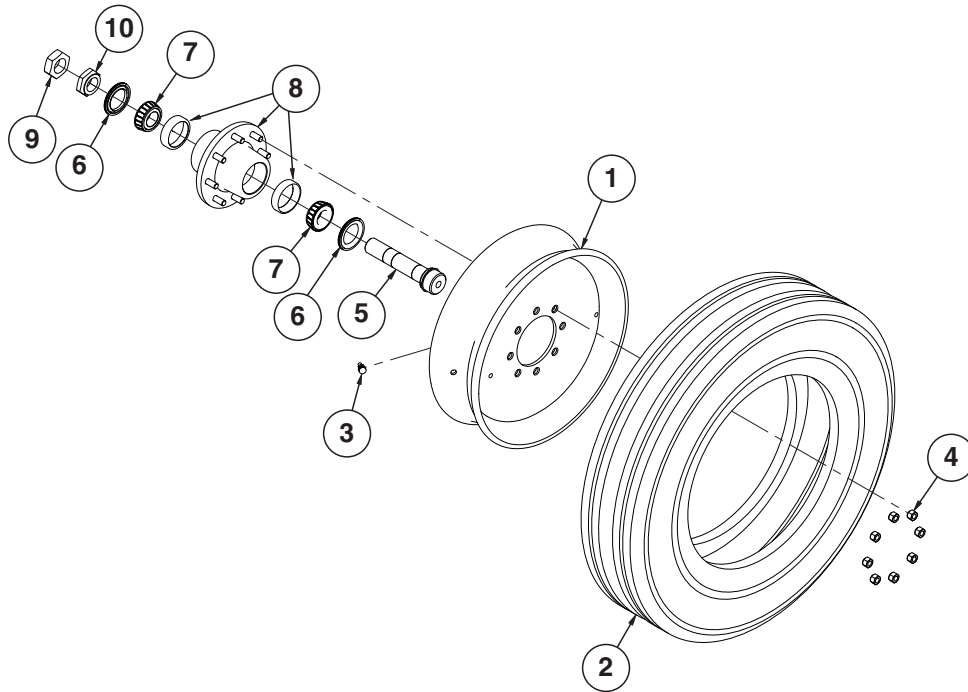
(IP1458)



ITEM	PART NO.	QTY.	DESCRIPTION
1	GA19891	1	Rim, 7½" x 22½"
2	GD28815	1	Tire, 11-22.5", 14 PR (Specify Brand*)
3	GA7434	1	Valve Stem
4	GR1912	8	Lug Nut, ⅝"-18, Grade 8
5	GA19887	1	Spindle W/Retaining Ring
	G10913	-	External Retaining Ring, 2½"
6	GA4722	2	Seal
7	GA4723	2	Bearing
8	GA4729	1	Hub W/Cups, Bolts, Nuts And Grease Fitting, 8 Bolt, 1¼" Bore
	G10640	-	Grease Fitting, ¼"-28
	GD7079	2	Cup
	GR0528	-	Stud, ⅝"-18 x 2¼", Grade 8
	GR1912	-	Lug Nut, ⅝"-18, Grade 8
9	GD7864	1	Special Hex Nut, 1¼"-12 UNF
10	GD7089	1	Special Nut, 1¼"-12 UNF
A	GA19885	-	Tire and Rim Assembly (Items 1-3)
B	GA19886	-	Hub and Spindle Assembly (Items 5-10)

\*Specific brand requests will be supplied only as available from current Kinze Repair Parts stock. If a specific brand requested is not in stock, the brand available will be supplied.

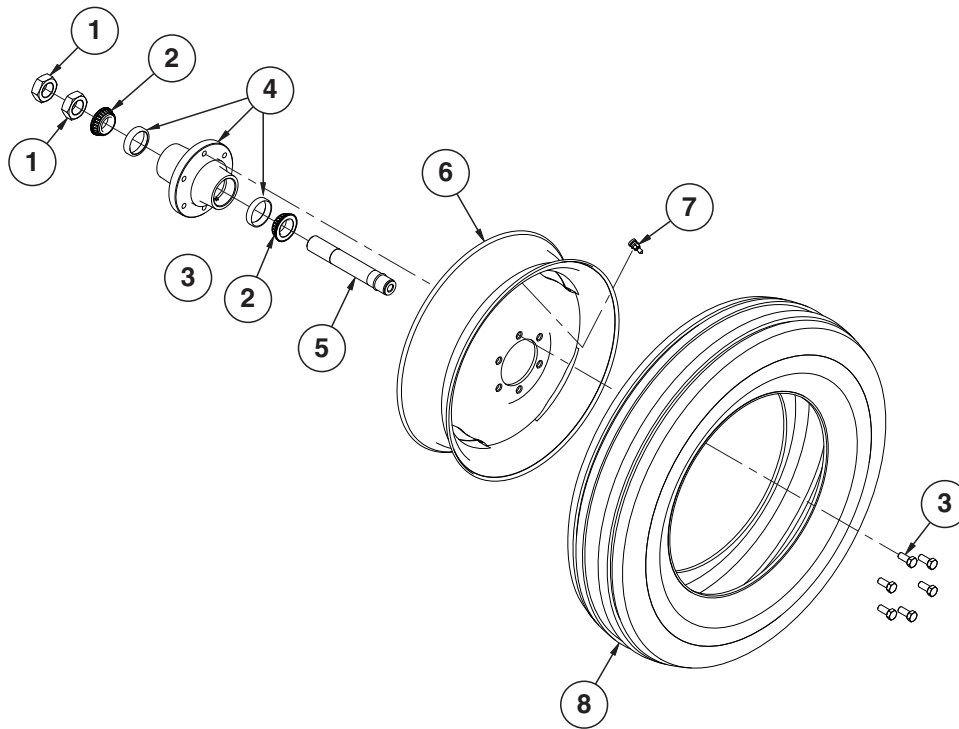
(IP1458)



ITEM	PART NO.	QTY.	DESCRIPTION
1	G10022401	1	Rim, 7½" x 22½"
2	G10022501	1	Tire, 11-22.5", 14 PR (Specify Brand*)
3	GA7434	1	Valve Stem
4	GR1912	8	Lug Nut, ⅝"-18, Grade 8
5	G10035501	1	Spindle W/Retaining Ring
	G10913	-	External Retaining Ring, 2½"
6	GA4722	2	Seal
7	GA4723	2	Bearing
8	GA4729	1	Hub W/Cups, Bolts, Nuts And Grease Fitting, 8 Bolt, 1¾" Bore
	G10640	-	Grease Fitting, ¼"-28
	GD7079	2	Cup
	GR0528	-	Stud, ⅝"-18 x 2¼", Grade 8
	GR1912	-	Lug Nut, ⅝"-18, Grade 8
9	GD7864	1	Special Hex Nut, 1¾"-12 UNF
10	GD7089	1	Special Nut, 1¾"-12 UNF
A	G10022601	-	Tire and Rim Assembly (Items 1-3)
B	G10035401	-	Hub and Spindle Assembly (Items 5-10)

\*Specific brand requests will be supplied only as available from current Kinze Repair Parts stock. If a specific brand requested is not in stock, the brand available will be supplied.

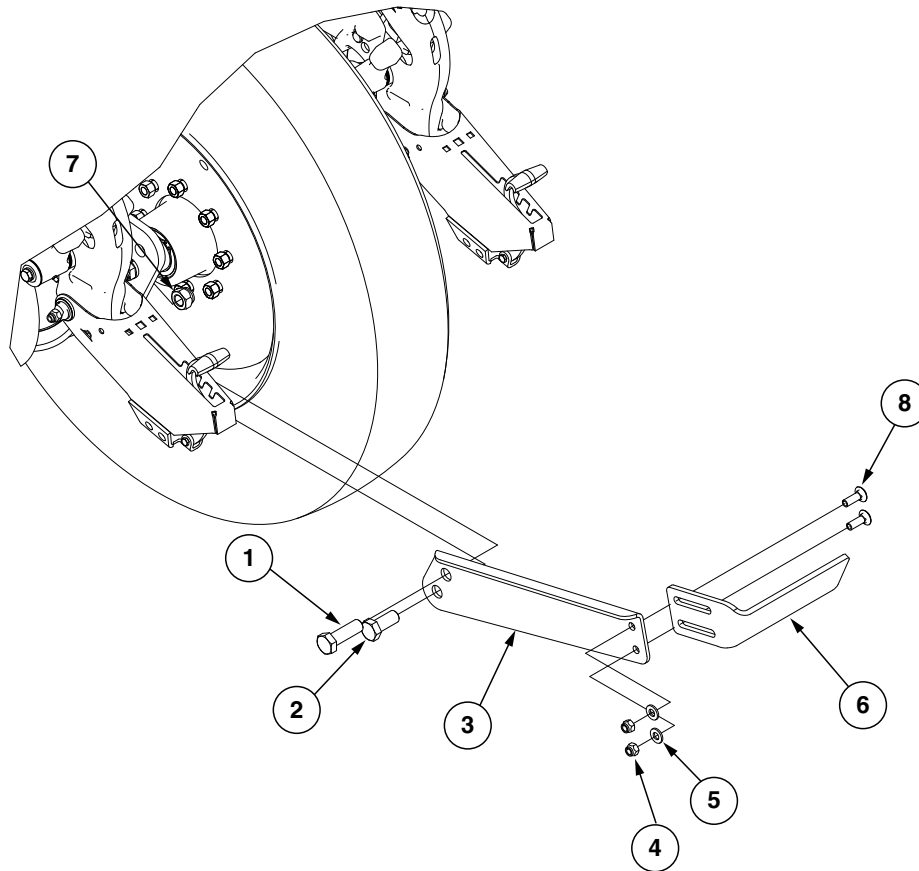
(IP1459)



ITEM	PART NO.	QTY.	DESCRIPTION
1	G11081	2	Hex Jam Nut, 1½"-12, Grade 2
2	GA24825	2	Bearing
3	GR0270	6	Lug Bolt, 9/16"-18
4	GA24826	1	Hub W/Cups, 6 Bolt
	GR0434	2	Cup
5	GA4376	1	Spindle W/Round External Retaining Ring, 10"
	GD11490	-	Round External Retaining Ring
6	GA17760	1	Rim, 20" x 5½"
7	GA7434	1	Valve Stem
8	GD13401	1	Tire, 7.50" x 20", 8 Ply, Tubeless W/O Center Rib (Specify Brand*)
A	GA24828	-	Hub and Spindle Assembly (Items 1-5)
B	GA17759	-	Tire and Rim Assembly (Items 6-8)

\*Specific brand requests will be supplied only as available from current Kinze Repair Parts stock. If a specific brand requested is not in stock, the brand available will be supplied.

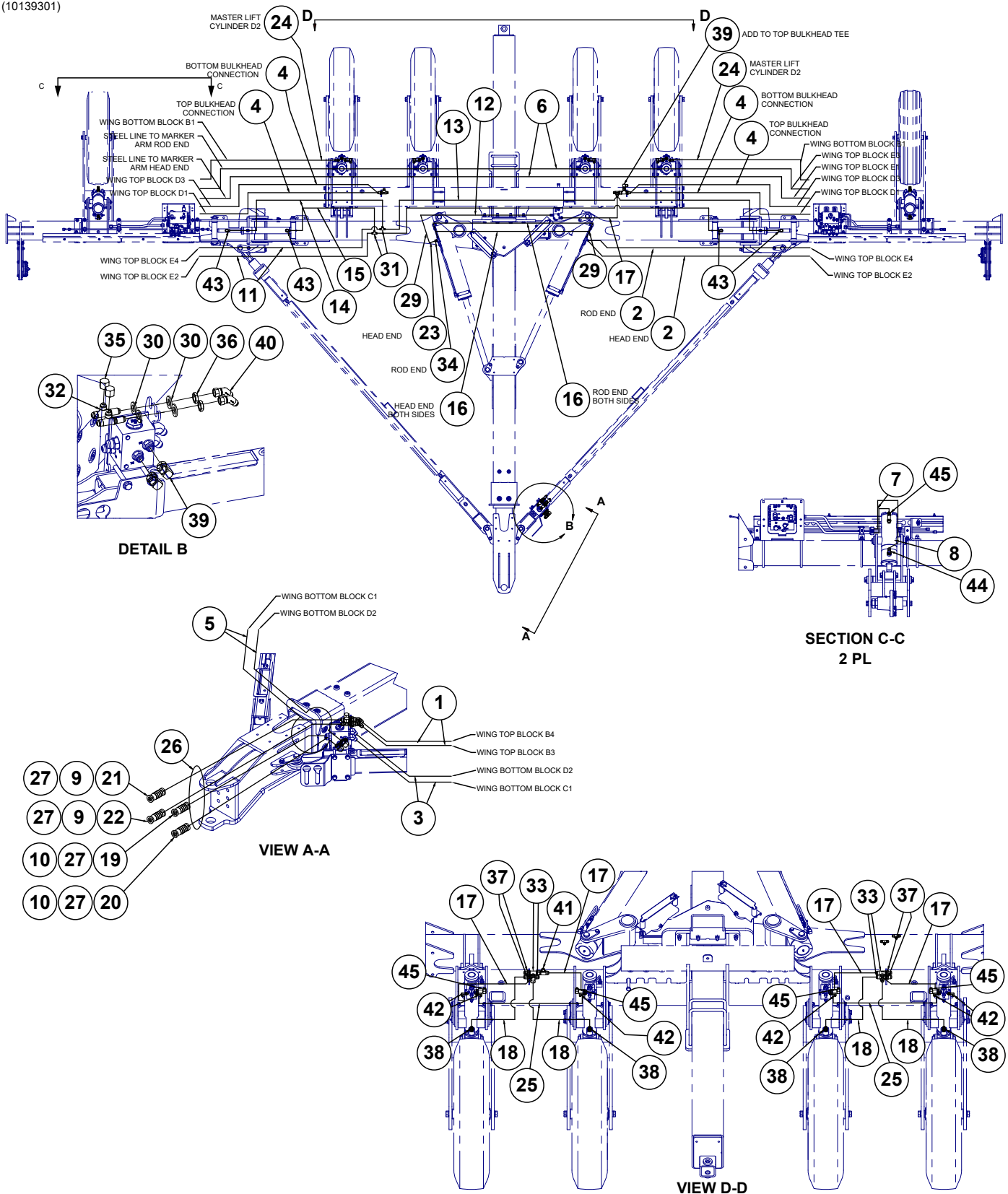
(TP1348)



ITEM	PART NO.	QTY.	DESCRIPTION
1	G11661	1	Hex Head Cap Screw, 7/8"-9 x 2 3/4", Grade 8 (12 Row and 16 Row W/Piston Pump; 24 Row Ground Contact Drive)
	G11071	1	Hex Head Cap Screw, 3/4"-10 x 2 1/4" (12 Row and 16 Row Ground Contact Drive)
2	G11662	1	Hex Head Cap Screw, 7/8"-9 x 2", Grade 8
3	GD27200	1	Mud Scraper Arm Mount (12 Row W/Piston Pump)
	GD27197		Mud Scraper Arm Mount (16 Row W/Piston Pump)
	GD27198		Mud Scraper Arm Mount (24 Row Ground Contact Drive)
	GD27199		Mud Scraper Arm Mount (12 Row and 16 Row Ground Contact Drive)
4	G10111	2	Lock Nut, 1/2"-13
5	G11389	2	Flat Washer, 1/2" Plated SAE
6	GD27201	1	Mud Scraper Bar
7	G10418	2	Lock Nut, 7/8"-9
8	G10636	2	Carriage Bolt, 1/2"-13 x 1 1/2"

**This page left blank intentionally.**

(10139301)

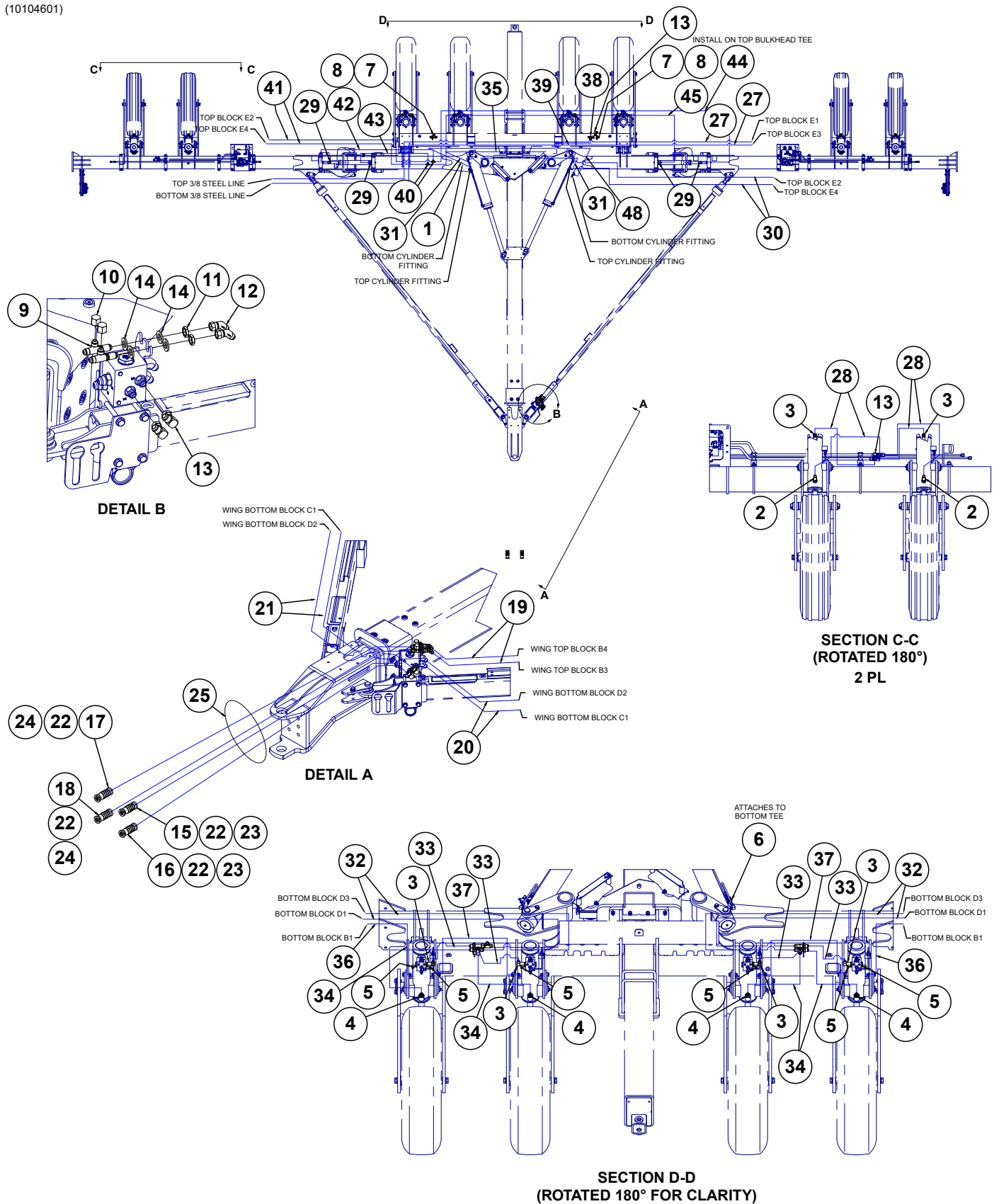




ITEM	PART NO.	QTY.	DESCRIPTION
1	*A15032-160	2	Hose Assembly, 3/8" AR x 160" (08F-08F)
2	*A15035-150	2	Hose Assembly, 3/8" AR x 150" (06F-06F)
3	*A18629-160	2	Hose Assembly, 1/2" AR x 160" (10F-10F)
4	*A18629-172	4	Hose Assembly, 1/2" AR x 172" (10F-10F)
5	*A18629-207	2	Hose Assembly, 1/2" AR x 207" (10F-10F)
6	*A26943-236	2	Hose Assembly, 3/8" AR x 236" (06M-08F)
7	*A18630-25	2	Hose Assembly, 1/2" x 258" (08F-08F)
8	*A18630-37	2	Hose Assembly, 1/2" AR x 37" (08F-08F)
9	*A18692-98	2	Hose Assembly, 1/2" AR x 98" (08F-1/2M NPTF W/Ext, W/Tip)
10	*A21553-98	2	Hose Assembly, 5/8" AR x 98" (12F-1/2M NPTF W/Ext., W/Tip)
11	*A25691-102	2	Hose Assembly, 3/8" AR x 102" (06F-06F)
12	*A25691-116	1	Hose Assembly, 3/8" AR x 116" (06F-06F)
13	*A25691-130	1	Hose Assembly, 3/8" AR x 130" (06F-06F)
14	*A25692-58	1	Hose Assembly, 3/8" AR x 58" (06F-06F90S)
15	*A25692-61	1	Hose Assembly, 3/8" AR x 61" (06F-06F90S)
16	*A25692-90	2	Hose Assembly, 3/8" AR x 90" (06F90S-06F)
17	*A25978-30	5	Hose Assembly, 3/8" x 30" (08F-10F)
18	*A25978-36	4	Hose Assembly, 3/8" x 36" (08F-10F)
19	GA26924-01	1	Hose Label/Cover, Red (Extend)
20	GA26924-02	1	Hose Label/Cover, Red (Retract)
21	GA26924-03	1	Hose Label/Cover, Blue (Extend)
22	GA26924-04	1	Hose Label/Cover, Blue (Retract)
23	*A26946-74	1	Hose Assembly, 3/8" AR x 74" (06F90S-08F)
24	*A7684-198	2	Hose Assembly, 1/4" AR x 198" (04F-04F)
25	*A7684-53	2	Hose Assembly, 1/4" AR x 53" (04F-04F)
26	GD19383-03	1	Hose Wrap, 60"
27	GD25522	4	Hydraulic Tip Cover
29	G10115801	2	Hose Wrap, 3" x 36"
30	G11392	4	Flat Washer, 3/4" SAE
31	G2603-06	2	Tee, 9/16"-18 Male JIC
32	G2704-08	2	Bulkhead Tee, 3/4"-16 JIC
33	G2704-10	4	Tee, 7/8"-14 JIC
34	G304-C-6	1	Cap Nut, 9/16"-18
35	G304-C-8	2	Cap Nut, 3/4"-16
36	G306-08	2	Lock Nut, 3/4"-16
37	G306-10	4	Lock Nut, 7/8"-14
38	G6400-08 GR1037	4 -	Connector W/O-Ring, 3/4"-16 Male JIC To O-Ring O-Ring
39	G6500-10	3	Swivel Elbow, 90°, 7/8"-14 Male JIC To Female
40	G6502-08	2	Swivel Elbow, 45°, 3/4"-16 Male JIC To Female
41	G6602-10	1	Swivel Tee, 7/8"-14 JIC
42	G6801-04-04	6	90° Adjustable Elbow, 7/16"-20
43	G6801-06-08 GR1037	4 -	Elbow W/O-Ring, 90°, 9/16"-18 Male JIC To 3/4"-16 O-Ring O-Ring
44	G6801-08 GR1037	6 -	Elbow W/O-Ring, 90°, 3/4"-16 Male JIC To O-Ring O-Ring
45	G6801-LL-08	2	X-Long Elbow W/O-Ring, 90°, 3/4"-16 Male JIC To O-Ring

\* Hydraulic hose is not stocked by Kinze Repair Parts.

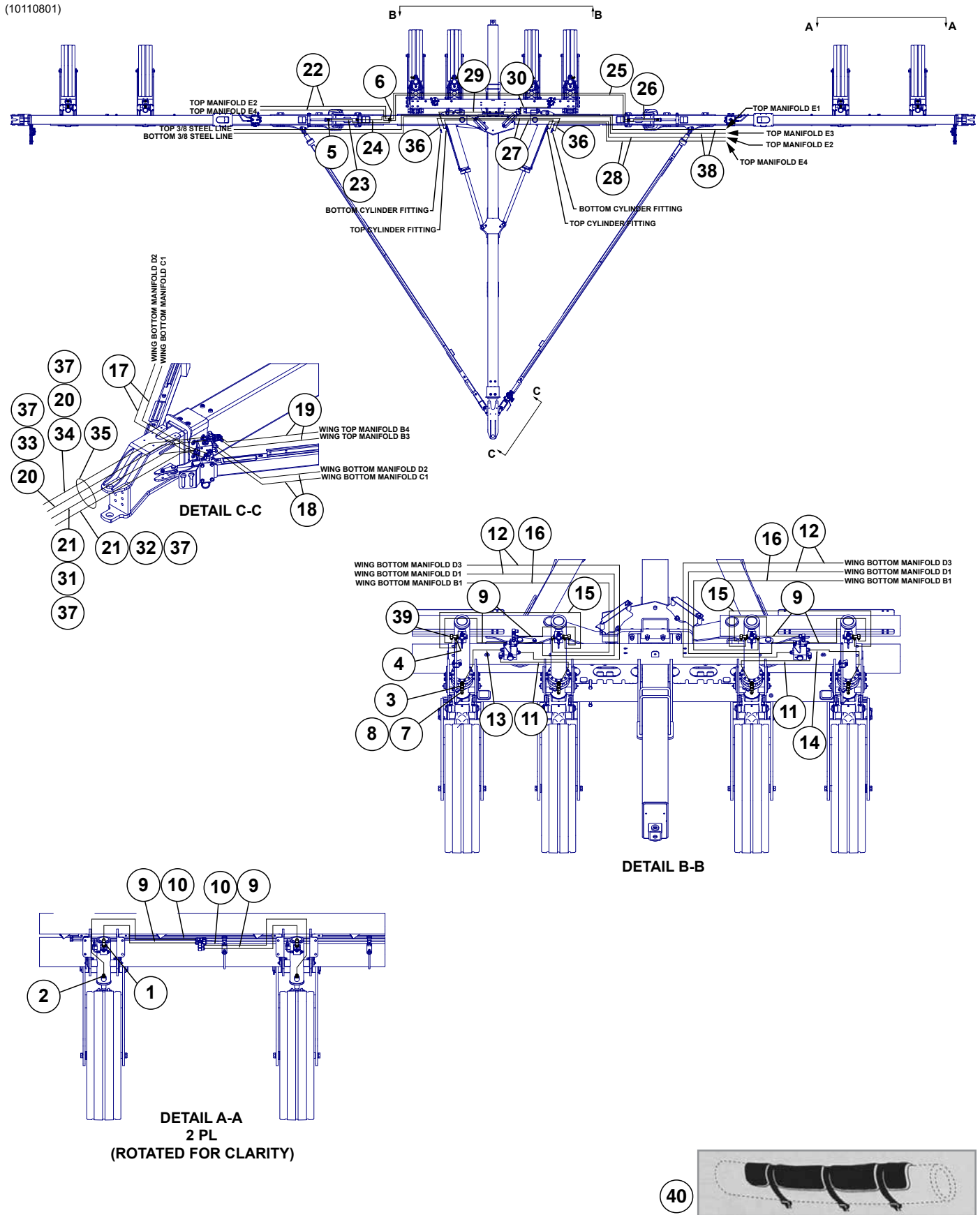
(10104601)



ITEM	PART NO.	QTY.	DESCRIPTION
1	G10115801	2	Hose Wrap, 3" x 36"
2	G6801-08 GR1037	4 -	Elbow W/O-Ring, 90°, 3/4"-16 Male JIC To O-Ring O-Ring
3	G6801-LL-08	8	X-Long Elbow W/O-Ring, 90°, 3/4"-16 Male JIC To O-Ring
4	G6400-08 GR1037	4 -	Connector W/O-Ring, 3/4"-16 Male JIC To O-Ring O-Ring
5	G6801-LL-04	6	90° Adjustable Elbow, 7/16"-20 (Extra Long)
6	G304-C-6	1	Cap Nut, 9/16"-18
7	G2704-10	4	Tee, 7/8"-14 JIC
8	G306-10	4	Lock Nut, 7/8"-14
9	G2704-08	2	Bulkhead Tee, 3/4"-16 JIC
10	G304-C-8	2	Cap Nut, 3/4"-16
11	G306-08	2	Lock Nut, 3/4"-16
12	G6502-08	2	Swivel Elbow, 45°, 3/4"-16 Male JIC To Female
13	G6500-10	7	Swivel Elbow, 90°, 7/8"-14 Male JIC To Female
14	G11392	4	Flat Washer, 3/4" SAE
15	GA26924-01	1	Hose Label/Cover, Red (Extend)
16	GA26924-02	1	Hose Label/Cover, Red (Retract)
17	GA26924-03	1	Hose Label/Cover, Blue (Extend)
18	GA26924-04	1	Hose Label/Cover, Blue (Retract)
19	*A15032-206	2	Hose Assembly, 3/8" AR x 206" (08F-08F)
20	*A18629-196	2	Hose Assembly, 1/2" AR x 196" (10F-10F)
21	*A18629-248	2	Hose Assembly, 1/2" AR x 248" (10F-10F)
22	GD25522	4	Hydraulic Tip Cover
23	*A21553-98	2	Hose Assembly, 5/8" AR x 98" (12F-1/2M NPTF W/Ext., W/Tip)
24	*A18692-98	2	Hose Assembly, 1/2" AR x 98" (08F-1/2M NPTF W/Ext, W/Tip)
25	GD19383-03	1	Hose Wrap, 60"
27	*A26943-300	2	Hose Assembly, 3/8" AR x 300" (06M-08F)
28	*A18630-41	8	Hose Assembly, 1/2" AR x 41" (08F-08F)
29	G6801-06-08 GR1037	4	Elbow W/O-Ring, 90°, 9/16"-18 Male JIC To 3/4"-16 O-Ring O-Ring
30	*A15035-150	2	Hose Assembly, 3/8" AR x 150" (06F-06F)
31	*A25692-90	2	Hose Assembly, 3/8" AR x 90" (06F90S-06F)
32	*A18629-216	4	Hose Assembly, 1/2" AR x 216" (10F-10F)
33	*A18639	4	Hose Assembly, 1/2" x 24" (08F-10F)
34	*A12799	4	Hose Assembly, 1/2" x 31"
35	*A26946-74	1	Hose Assembly, 3/8" AR x 74" (06F90S-08F)
36	*A7684-207	2	Hose Assembly, 1/4" AR x 207" (04F-04F)
37	*A7684-53	2	Hose Assembly, 1/4" AR x 53" (04F-04F)
38	G6602-10	1	Swivel Tee, 7/8"-14 JIC
39	*A25978-30	1	Hose Assembly, 3/8" x 30" (08F-10F)
40	G2603-06	2	Tee, 9/16"-18 Male JIC
41	*A25691-108	2	Hose Assembly, 3/8" AR x 108" (06F - 06F)
42	*A15096-52	1	Hose Assembly, 3/8" x 52" (06F-06F90S)
43	*A15096-37	1	Hose Assembly, 3/8" x 37" (06F-06F90S)
44	*A25691-145	1	Hose Assembly, 3/8" AR x 145" (06F - 06F)
45	*A25691-128	1	Hose Assembly, 3/8" AR x 128" (06F-06F)

\* Hydraulic hose is not stocked by Kinze Repair Parts.

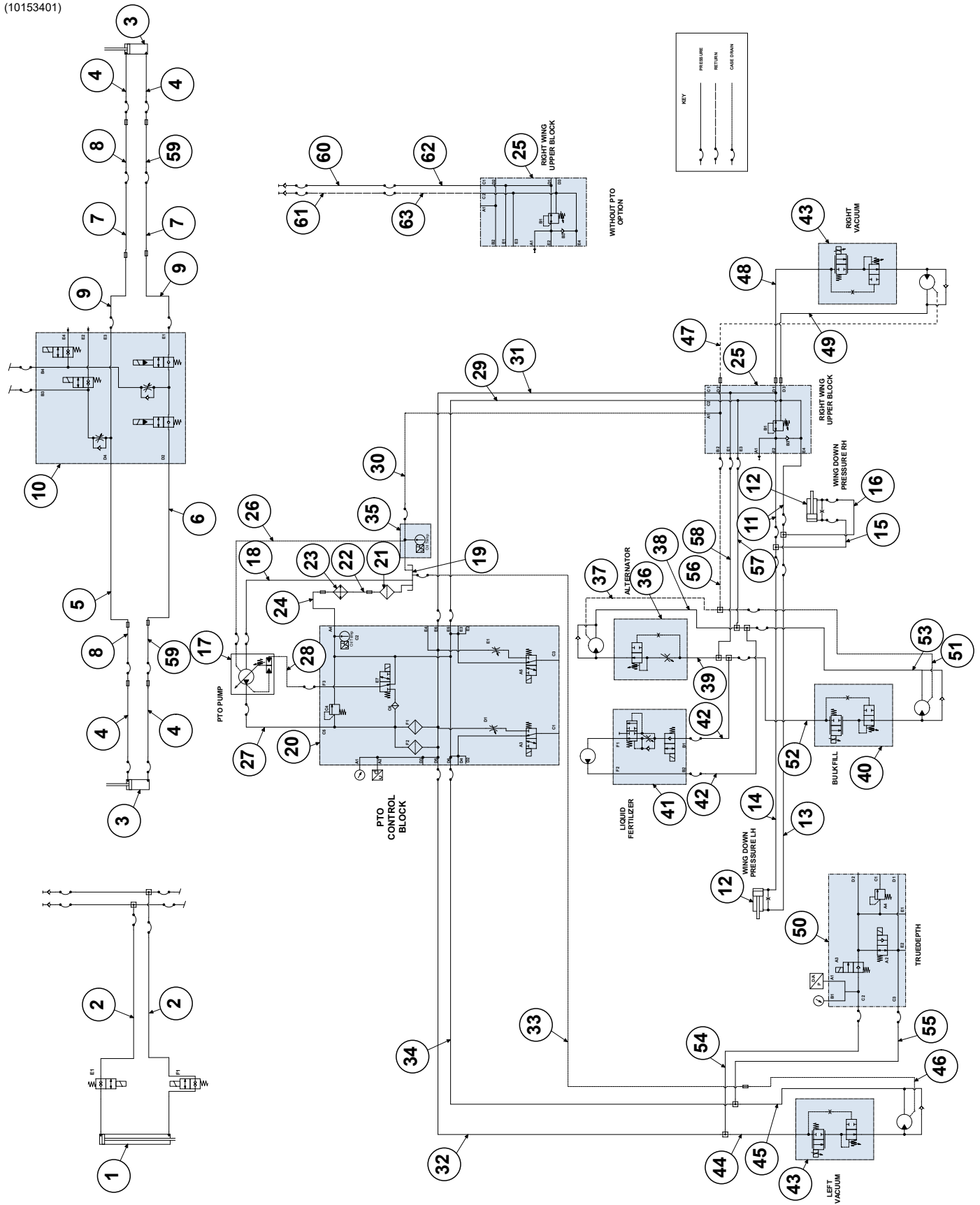
(10110801)



ITEM	PART NO.	QTY.	DESCRIPTION
1	G6801-L-08	4	Long Elbow W/O-Ring, 90°, ¾"-16 Male JIC To O-Ring
2	G6400-08 GR1037	4 -	Connector W/O-Ring, ¾"-16 Male JIC To O-Ring O-Ring
3	G6801-08 GR1037	4 -	Elbow W/O-Ring, 90°, ¾"-16 Male JIC To O-Ring O-Ring
4	G6801-06-04	6	Elbow, 90°, ⅞"-18 x 7/16"-20 W/O-Ring
5	G6801-06-08 GR1037	4 -	Elbow W/O-Ring, 90°, ⅞"-18 Male JIC To ¾"-16 O-Ring O-Ring
6	G2603-06	2	Tee, ⅞"-18 Male JIC
7	G6805-08-06	4	90° Adaptor W/O-Ring, ¾"-16
8	G10114501	4	Breather, ⅜" MNPT
9	*A18672-38	8	Hose Assembly, ½" AR x 38" (08F - 10F)
10	*A18672-48	4	Hose Assembly, ½" AR x 38" (08F-10F)
11	*A18696-40	2	Hose Assembly, ½" AR x 40" (08F-10F90S)
12	*A18629-250	4	Hose Assembly, ½" AR x 250" (10F - 10F)
13	*A18672-32	1	Hose Assembly, ½" AR x 32" (08F-10F)
14	*A18672-40	1	Hose Assembly, ½" AR x 40" (08F-10F)
15	*A7693-76	2	Hose Assembly, ¼" AR x 76" (06F-06F)
16	*A7689-268	2	Hose Assembly, ¼" AR x 268" (04F-06F)
17	*A18629-350	2	Hose Assembly, ½" AR x 350" (10F - 10F)
18	*A18629-296	2	Hose Assembly, ½" AR x 296" (10F - 10F)
19	*A18630-296	2	Hose Assembly, ½" AR x 296" (08F - 08F)
20	*A18692-98	2	Hose Assembly, ½" AR x 98" (08F-1/2M NPTF W/Ext, W/Tip)
21	*A21553-98	2	Hose Assembly, ⅝" AR x 98" (12F-1/2M NPTF W/Ext., W/Tip)
22	*A25691-108	2	Hose Assembly, ⅜" AR x 108" (06F - 06F)
23	*A25692-52	1	Hose Assembly, ⅜" AR x 52" (06F - 06F90S)
24	*A25692-30	1	Hose Assembly, ⅜" AR x 30" (06F - 06F90S)
25	*A25691-187	1	Hose Assembly, ⅜" AR x 187" (06F-06F)
26	*A25691-211	1	Hose Assembly, ⅜" AR x 211" (06F-06F)
27	*A18686-125	2	Hose Assembly, ½" AR x 125" (08F-08F90S)
28	*A18630-188	2	Hose Assembly, ½" AR x 188" (08F-08F)
29	*A26946-90	1	Hose Assembly, ⅜" AR x 90" (06F90S - 08F)
30	*A26942-42	1	Hose Assembly, ⅜" AR x 42" (08F - 10F)
31	GA26924-01	1	Hose Label/Cover, Red (Extend)
32	GA26924-02	1	Hose Label/Cover, Red (Retract)
33	GA26924-03	1	Hose Label/Cover, Blue (Extend)
34	GA26924-04	1	Hose Label/Cover, Blue (Retract)
35	GD19383-03	1	Hose Wrap, 60"
36	G10115801	2	Hose Wrap, 3" x 36"
37	GD25522	4	Hydraulic Tip Cover
38	*A26943-386	2	Hose Assembly, ⅜" AR x 386" (06M-08F)
39	G6801-LL-08	4	X-Long Elbow W/O-Ring, 90°, ¾"-16 Male JIC To O-Ring
40	G10306101	-	Hose Guard

\* Hydraulic hose is not stocked by Kinze Repair Parts.

(10153401)



ITEM	PART NO.	QTY.	DESCRIPTION
1	GA21585	1	<a href="#">See "Drawbar Hitch Cylinder, 24 Row" on page P226</a>
2	*A1086	2	Hose Assembly, 3/8" x 28"
3	GA18861	2	<a href="#">See "Row Marker Cylinder, 12 Row" on page P223</a>
4	*A15032-51	4	Hose Assembly, 3/8" AR x 51" (08F-08F)
5	G10141401	1	Hydraulic Steel Line, 3/8"
6	G10141501	1	Hydraulic Steel Line, 3/8"
7	G10143201	2	Hydraulic Steel Line, 3/8"
8	*A26943-18	2	Hose Assembly, 3/8" AR x 18" (06M-08F)
9	*A26943-236	2	Hose Assembly, 1/2" AR x 236" (06M-08F)
10	---	1	<a href="#">See "Row Marker/Transport Valve Block Assembly" on page P268</a>
11	*A25691-76	2	Hose Assembly, 3/8" AR x 76" (06F-06F)
12	G10259401	2	<a href="#">See "Wing Down Pressure Cylinder" on page P244</a>
13	*A25691-130	1	Hose Assembly, 3/8" AR x 130" (06F-06F)
14	*A25691-143	1	Hose Assembly, 3/8" AR x 143" (06F-06F)
15	*A25692-52	1	Hose Assembly, 3/8" AR x 52" (06F - 06F90S)
16	*A25692-37	1	Hose Assembly, 3/8" AR x 37" ( 06F -06F90S)
17	---	1	<a href="#">See "PTO Pump" on page P265</a>
18	GA27230-92	1	Hose Assembly, 2" x 92" (32F-OE)
19	---	1	<a href="#">See "PTO Reservoir Assembly" on page P77</a>
20	---	1	<a href="#">See "PTO Reservoir Block Assembly" on page P263</a>
21	---	1	<a href="#">See "PTO Pump Reservoir Assembly" on page P261</a>
22	G10080201	1	Hydraulic Steel Line, 1"
23	---	1	<a href="#">See "PTO Pump Reservoir Assembly" on page P261</a>
24	G10080101	1	Hydraulic Steel Line, 1"
25	---	2	<a href="#">See "Bulk Fill/Pressure Valve Block" on page P277</a>
26	*A26656-106	1	Hose Assembly, 3/8" x 106" (06F - 06F90L)
27	*A12990-120	1	Hose Assembly, 1" x 120" (16F-16F)
28	*A7678-115	1	Hose Assembly, 1/4" x 115" (04F-04F)
29	*A12991-170	1	Hose Assembly, 1" AR x 170" (16F - 16F)
30	*A25696-172	1	Hose Assembly, 3/8" AR x 172" (06F - 06F90L)
31	*A12936-170	1	Hose Assembly, 3/4" AR x 170" (12F - 12F)
32	*A18672-182	1	Hose Assembly, 1/2" AR x 182" (08F-10F)
33	*A25691-174	1	Hose Assembly, 3/8" AR x 174" (06F - 06F)
34	*A11482-172	1	Hose Assembly, 5/8" AR x 172" (10F - 12F)
35	---	1	<a href="#">See "PTO Lower Reservoir Block Assembly" on page P271</a>
36	---	1	<a href="#">See "Hydraulic Manifold Block" on page P272</a>
37	G10128801	1	Hydraulic Steel Line, 3/8"
38	G10129001	1	Hydraulic Steel Line, 5/8"
39	G10128901	1	Hydraulic Steel Line, 1/2"
40	---	1	<a href="#">See "Bulk Fill Fan Assembly" on page P81</a>
41	---	1	<a href="#">See "Hydraulic Fertilizer Block" on page P283</a>
42	*A25697-98	2	Hose Assembly, 3/8" x 98" (06F90 - 08F)
43	---	2	<a href="#">See "Vacuum Fan Assembly" on page P69</a>
44	G10141801	1	Hydraulic Steel Line, 1/2"
45	G10106001	1	Hydraulic Steel Line, 5/8"
46	G10142801	1	Hydraulic Steel Line, 3/8"
47	G10142901	1	Hydraulic Steel Line, 3/8"
48	G10113601	1	Hydraulic Steel Line, 1/2"

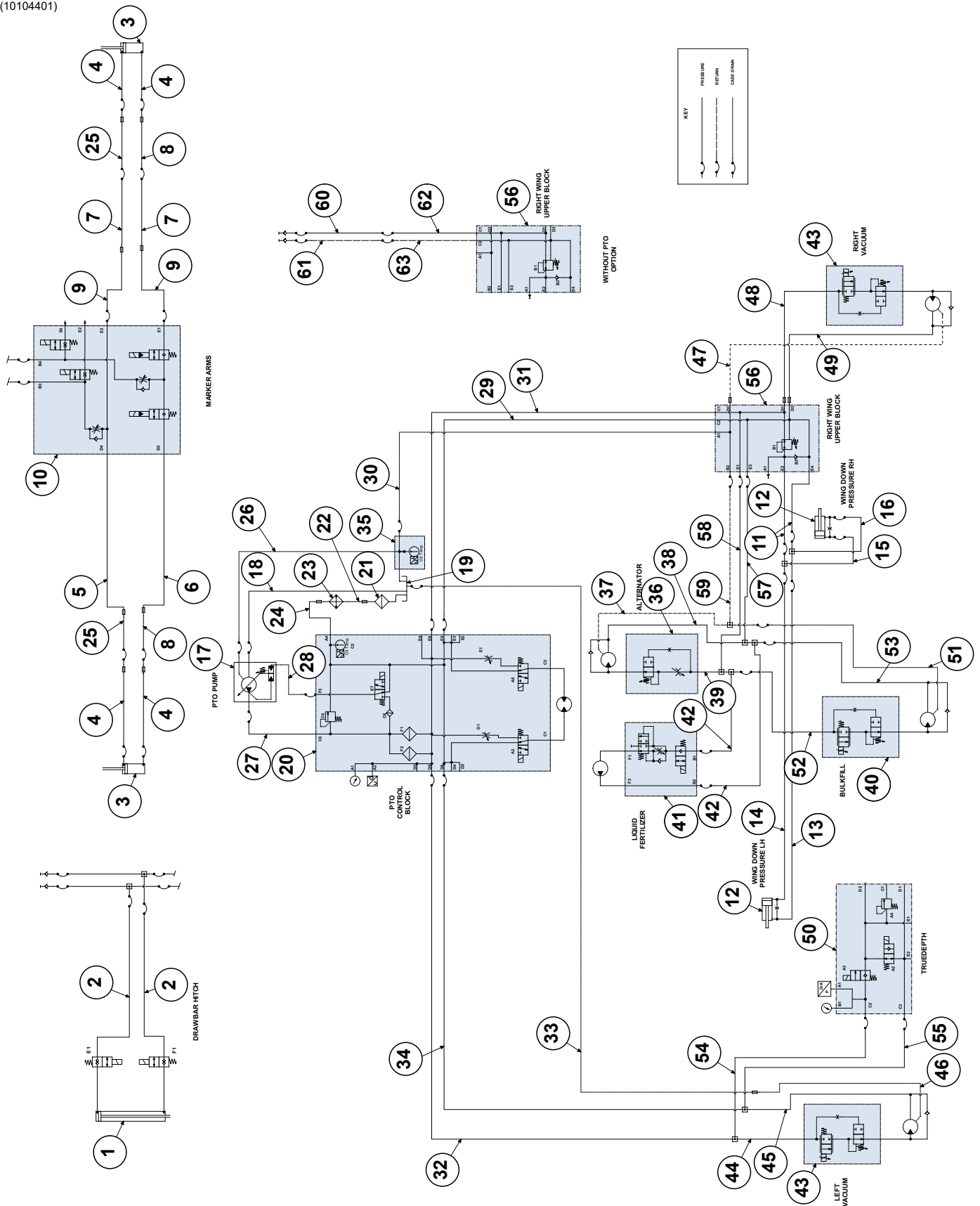
Continued on following page.

ITEM	PART NO.	QTY.	DESCRIPTION
49	G10113701	1	Hydraulic Steel Line, 5/8"
50	---	1	<a href="#">See "Down Force Manifold Block Assembly" on page P295</a>
51	*A15072-56	1	Hose Assembly, 3/8" x 56" (06F - 06F90M)
52	*A25701-58	1	Hose Assembly, 1/2" x 58" (08F - 10F)
53	*A25487-54	1	Hose Assembly, 5/8" x 54" (10F - 12F)
54	*A18671-30	1	Hose Assembly, 1/2" x 30" (08F-08F90S)
55	*A21544-24	1	Hose Assembly, 5/8" x 24" (10F - 10F90S)
56	*A25691-156	1	Hose Assembly, 3/8" AR x 156" (06F - 06F)
57	*A12936-156	1	Hose Assembly, 3/4" AR x 156" (12F-12F)
58	*A11481-156	1	Hose Assembly, 5/8" AR x 156" (10F - 10F)
59	*A26943-20	2	Hose Assembly, 3/8" AR x 20" (06M-08F)
60	*A18692-98	1	Hose Assembly, 1/2" AR x 98"
61	*A21553-98	1	Hose Assembly, 5/8" AR x 98"
62	*A18630-180	1	Hose Assembly, 1/2" AR x 180"
63	*A12936-180	1	Hose Assembly, 3/4" AR x 180"

\* Hydraulic hose is not stocked by Kinze Repair Parts.



(10104401)



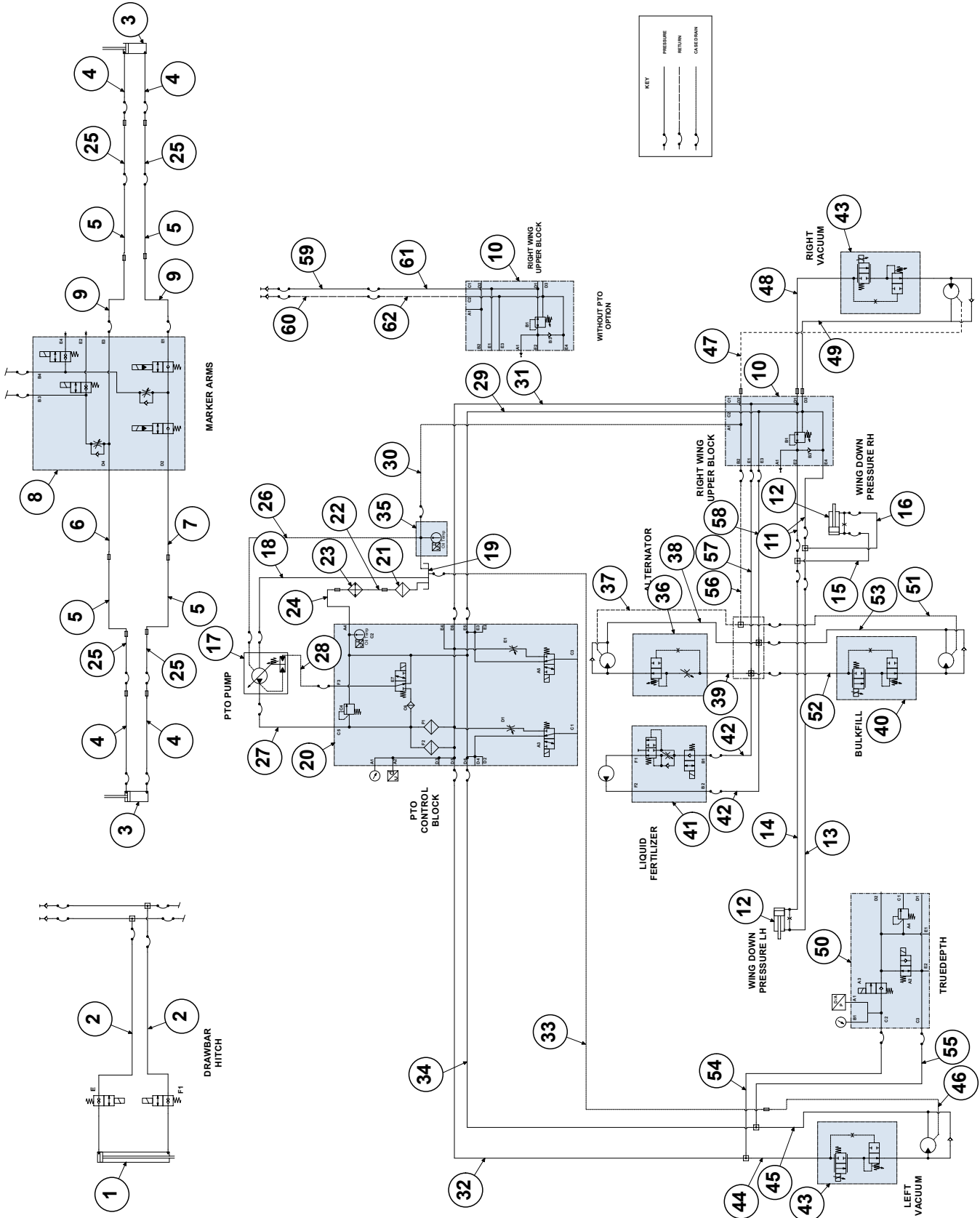
ITEM	PART NO.	QTY.	DESCRIPTION
1	GA21585	1	<a href="#">See "Drawbar Hitch Cylinder, 24 Row" on page P226</a>
2	*A1086	2	Hose Assembly, 3/8" x 28"
3	GA18861	2	<a href="#">See "Row Marker Cylinder, 16 Row and 24 Row" on page P224</a>
4	A15032-51	4	Hose Assembly, 3/8" AR x 51" (08F-08F)
5	G10105601	1	Hydraulic Steel Line, 3/8"
6	G10105701	1	Hydraulic Steel Line, 3/8"
7	G10113401	2	Hydraulic Steel Line, 3/8"
8	*A26943-20	2	Hose Assembly, 3/8" AR x 20" (06M-08F)
9	*A26943-300	2	Hose Assembly, 1/2" AR x 386" (06F-08F)
10	---	1	<a href="#">See "Row Marker/Transport Valve Block Assembly" on page P268</a>
11	*A25691-108	2	Hose Assembly, 3/8" AR x 108" (06F - 06F)
12	G10259401	2	<a href="#">See "Wing Down Pressure Cylinder" on page P244</a>
13	*A25691-145	1	Hose Assembly, 3/8" AR x 145" (06F - 06F)
14	*A25691-128	1	Hose Assembly, 3/8" AR x 128" (06F-06F)
15	*A25692-37	1	Hose Assembly, 3/8" AR x 37" ( 06F -06F90S)
16	*A25692-52	1	Hose Assembly, 3/8" AR x 52" (06F - 06F90S)
17	---	1	<a href="#">See "PTO Pump" on page P265</a>
18	GA27230-92	1	Hose Assembly, 2" x 92" (32F-OE)
19	---	1	<a href="#">See "PTO Reservoir Assembly" on page P77</a>
20	---	1	<a href="#">See "PTO Reservoir Block Assembly" on page P263</a>
21	---	1	<a href="#">See "PTO Pump Reservoir Assembly" on page P261</a>
22	G10080201	1	Hydraulic Steel Line, 1"
23	---	1	<a href="#">See "PTO Pump Reservoir Assembly" on page P261</a>
24	G10080101	1	Hydraulic Steel Line, 1"
25	*A26943-18	2	Hose Assembly, 3/8" AR x 18" (06M-08F)
26	*A25696-101	1	Hose Assembly, 3/8" AR x 101" (06F-06F90L)
27	*A12992-115	1	Hose Assembly, 1" AR x 115" (16F-16F90M)
28	*A7684-112	1	Hose Assembly, 1/4" AR x 112" (04F-04F)
29	*A12991-220	1	Hose Assembly, 1" AR x 220" (16F - 16F)
30	*A25696-220	1	Hose Assembly, 3/8" AR x 220" (06F - 06F90L)
31	*A12936-224	1	Hose Assembly, 3/4" AR x 224" (12F - 12F)
32	*A18672-216	1	Hose Assembly, 1/2" AR x 216" (08F-10F)
33	*A25691-214	1	Hose Assembly, 3/8" AR x 214" (06F-06F)
34	*A11482-216	1	Hose Assembly, 5/8" AR x 216" (10F-12F)
35	---	1	<a href="#">See "PTO Lower Reservoir Block Assembly" on page P271</a>
36	---	1	<a href="#">See "Hydraulic Manifold Block" on page P272</a>
37	G10128801	1	Hydraulic Steel Line, 3/8"
38	G10129001	1	Hydraulic Steel Line, 5/8"
39	G10128901	1	Hydraulic Steel Line, 1/2"
40	---	1	<a href="#">See "Bulk Fill Fan Assembly" on page P81</a>
41	---	1	<a href="#">See "Hydraulic Fertilizer Block" on page P283</a>
42	*A25697-98	2	Hose Assembly, 3/8" x 98" (06F90 - 08F)
43	---	2	<a href="#">See "Vacuum Fan Assembly" on page P69</a>
44	G10141801	1	Hydraulic Steel Line, 1/2"
45	G10106001	1	Hydraulic Steel Line, 5/8"
46	G10142801	1	Hydraulic Steel Line, 3/8"
47	G10142901	1	Hydraulic Steel Line, 3/8"
48	G10113601	1	Hydraulic Steel Line, 1/2"

Continued on following page.

ITEM	PART NO.	QTY.	DESCRIPTION
49	G10113701	1	Hydraulic Steel Line, 5/8"
50	GA25289	1	<a href="#">See "Down Force Manifold Block Assembly" on page P295</a>
51	*A15072-56	1	Hose Assembly, 3/8" x 56" (06F - 06F90M)
52	*A25701-58	1	Hose Assembly, 1/2" x 58" (08F - 10F)
53	*A25487-54	1	Hose Assembly, 5/8" x 54" (10F - 12F)
54	*A18671-30	1	Hose Assembly, 1/2" x 30" (08F-08F90S)
55	*A21544-24	1	Hose Assembly, 5/8" x 24" (10F - 10F90S)
56	---	2	<a href="#">See "Bulk Fill/Pressure Valve Block" on page P277</a>
57	*A12936-138	1	Hose Assembly, 3/4" AR x 138" (12F-12F)
58	*A11481-168	1	Hose Assembly, 5/8" x 168" (10F-10F)
59	*A25691-174	1	Hose Assembly, 3/8" AR x 174" (06F - 06F)
60	*A18692-98	1	Hose Assembly, 1/2" AR x 98"
61	*A21553-98	1	Hose Assembly, 5/8" AR x 98"
62	*A18630-180	1	Hose Assembly, 1/2" AR x 180"
63	*A12936-180	1	Hose Assembly, 3/4" AR x 180"

\* Hydraulic hose is not stocked by Kinze Repair Parts.

(10104301)



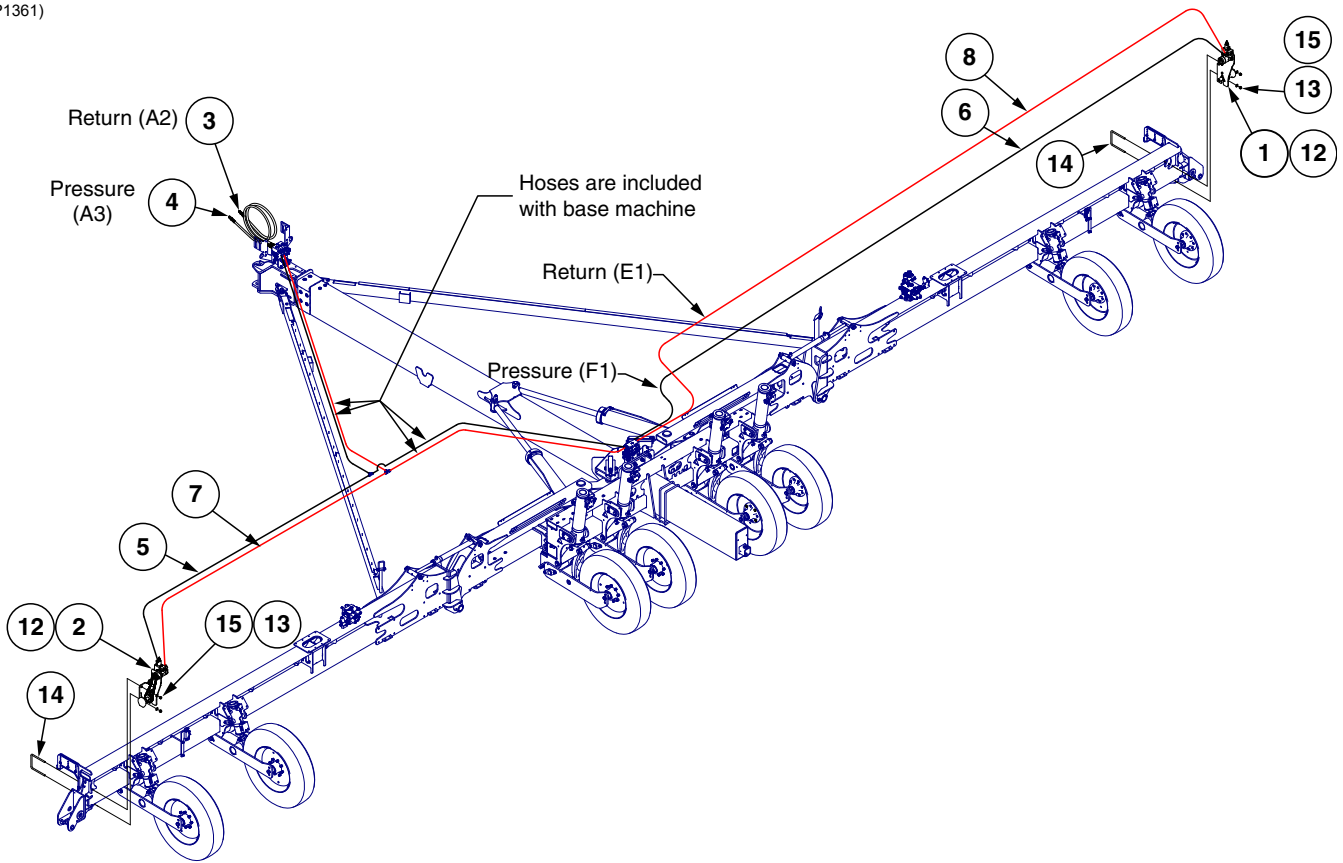
ITEM	PART NO.	QTY.	DESCRIPTION
1	GA21585	1	<a href="#">See "Drawbar Hitch Cylinder, 24 Row" on page P226</a>
2	*A1086	2	Hose Assembly, 3/8" x 28"
3	GA18861	2	<a href="#">See "Row Marker Cylinder, 16 Row and 24 Row" on page P224</a>
4	*A15032-51	4	Hose Assembly, 3/8" AR x 51" (08F-08F)
5	G10092201	4	Hydraulic Steel Line, 3/8"
6	G10092001	1	Hydraulic Steel Line, 3/8"
7	G10092101	1	Hydraulic Steel Line, 3/8"
8	---	1	<a href="#">See "Row Marker/Transport Valve Block Assembly" on page P268</a>
9	*A26943-386	2	Hose Assembly, 1/2" AR x 386" (06F-08F)
10	---	2	<a href="#">See "Bulk Fill/Pressure Valve Block" on page P277</a>
11	*A25691-108	2	Hose Assembly, 3/8" AR x 108" (06F - 06F)
12	G10057201	2	<a href="#">See "Wing Down Pressure Cylinder" on page P244</a>
13	*A25691-187	1	Hose Assembly, 3/8" AR x 187" (06F-06F)
14	*A25691-211	1	Hose Assembly, 3/8" AR x 211" (06F-06F)
15	*A25692-30	1	Hose Assembly, 3/8" AR x 30" (06F - 06F90S)
16	*A25692-52	1	Hose Assembly, 3/8" AR x 52" (06F - 06F90S)
17	---	1	<a href="#">See "PTO Pump" on page P265</a>
18	GA27230-92	1	Hose Assembly, 2" x 92" (32F-OE)
19	---	1	<a href="#">See "PTO Reservoir Assembly" on page P77</a>
20	---	1	<a href="#">See "PTO Reservoir Block Assembly" on page P263</a>
21	---	1	<a href="#">See "PTO Pump Reservoir Assembly" on page P261</a>
22	G10080201	1	Hydraulic Steel Line, 1"
23	---	1	<a href="#">See "PTO Pump Reservoir Assembly" on page P261</a>
24	G10080101	1	Hydraulic Steel Line, 1"
25	*A26943-23	4	Hose Assembly, 3/8" AR x 23" (06M-08F)
26	*A25696-101	1	Hose Assembly, 3/8" AR x 101" (06F-06F90L)
27	*A12992-115	1	Hose Assembly, 1" AR x 115" (16F-16F90M)
28	*A7684-112	1	Hose Assembly, 1/4" AR x 112" (04F-04F)
29	*A12991-313	1	Hose Assembly, 1" AR x 313" (16F - 16F)
30	*A25696-311	1	Hose Assembly, 3/8" AR x 311" (06F - 06F90L)
31	*A12936-313	1	Hose Assembly, 3/4" AR x 313" (12F-12F)
32	*A18672-310	1	Hose Assembly, 1/2" AR x 310" (08F-10F)
33	*A25691-308	1	Hose Assembly, 3/8" AR x 308" (06F - 06F)
34	*A11482-309	1	Hose Assembly, 5/8" AR x 309" (10F - 12F)
35	---	1	<a href="#">See "PTO Lower Reservoir Block Assembly" on page P271</a>
36	---	1	<a href="#">See "Hydraulic Manifold Block" on page P272</a>
37	G10128801	1	Hydraulic Steel Line, 3/8"
38	G10129001	1	Hydraulic Steel Line, 5/8"
39	G10128901	1	Hydraulic Steel Line, 1/2"
40	---	1	<a href="#">See "Bulk Fill Fan Assembly" on page P81</a>
41	---	1	<a href="#">See "Hydraulic Fertilizer Block" on page P283</a>
42	*A25697-98	2	Hose Assembly, 3/8" x 98" (06F90 - 08F)
43	G10186501	2	<a href="#">See "Vacuum Fan Assembly" on page P69</a>
	G10186401		Vac Fan, True Speed

Continued on following page.

ITEM	PART NO.	QTY.	DESCRIPTION
44	G10106501	1	Hydraulic Steel Line, 1/2"
45	G10106701	1	Hydraulic Steel Line, 5/8"
46	G10106301	1	Hydraulic Steel Line, 3/8"
47	G10106401	1	Hydraulic Steel Line, 3/8"
48	G10106601	1	Hydraulic Steel Line, 1/2"
49	G10106801	1	Hydraulic Steel Line, 5/8"
50	---	1	<a href="#">See "Down Force Manifold Block Assembly" on page P295</a>
51	*A15072-56	1	Hose Assembly, 3/8" x 56" (06F - 06F90M)
52	*A25701-58	1	Hose Assembly, 1/2" x 58" (08F - 10F)
53	*A25487-54	1	Hose Assembly, 5/8" x 54" (10F - 12F)
54	*A18671-30	1	Hose Assembly, 1/2" x 30" (08F-08F90S)
55	*A21544-24	1	Hose Assembly, 5/8" x 24" (10F - 10F90S)
56	*A25691-220	1	Hose Assembly, 3/8" AR x 220" (06F - 06F)
57	*A11481-216	1	Hose Assembly, 5/8" AR x 216" (10F - 10F)
58	*A12936-216	1	Hose Assembly, 3/4" AR x 216" (12F - 12F)
59	*A18692-98	1	Hose Assembly, 1/2" AR x 98"
60	*A21553-98	1	Hose Assembly, 5/8" AR x 98"
61	*A18630-180	1	Hose Assembly, 1/2" AR x 180"
62	*A12936-180	1	Hose Assembly, 3/4" AR x 180"

\* Hydraulic hose is not stocked by Kinze Repair Parts.

(TP1361)

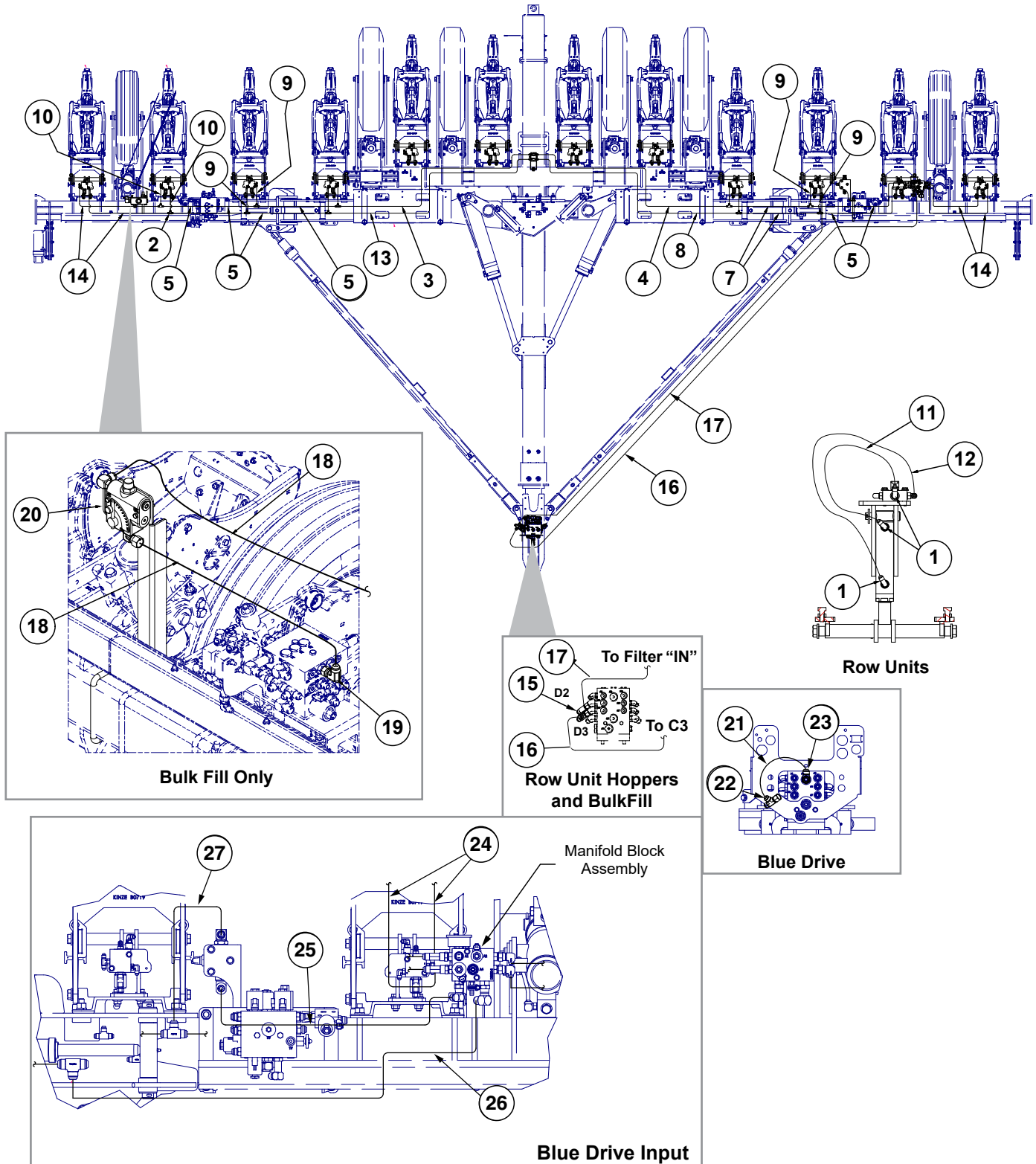


ITEM	PART NO.	QTY.	DESCRIPTION
1	---	1	<a href="#">See "Hydraulic Drive Assembly" on page P159</a>
2	---	1	<a href="#">See "Hydraulic Drive Assembly" on page P159</a>
3	*A21549-90	1	Hose Assembly, 5/8" x 90" (12F-1/2M NPTF W/Ext., W/Tip)
4	*A18693-98	1	Hose Assembly, 1/2" x 98" (10F-1/2M NPTF W/Ext., W/Tip)
5	*A15053	1	Hose Assembly, 3/8" x 128" (08F-10F), 12 Row
	*A15027	1	Hose Assembly, 3/8" x 150" (08F-10F), 16 Row
	*A15024	1	Hose Assembly, 3/8" x 216" (08F-10F), 24 Row
6	*A15024	1	Hose Assembly, 3/8" x 216" (08F-10F), 12 Row
	*A15052	1	Hose Assembly, 3/8" x 272" (08F-10F), 16 Row
	*A15051	1	Hose Assembly, 3/8" x 377" (08F-10F), 24 Row
7	*A18661	1	Hose Assembly, 1/2" x 128" (10F-12F), 12 Row
	*A18658	1	Hose Assembly, 1/2" x 152" (10F-12F), 16 Row
	*A18656	1	Hose Assembly, 1/2" x 217" (10F-12F), 24 Row
8	*A18656	1	Hose Assembly, 1/2" x 217" (10F-12F), 12 Row
	*A18659	1	Hose Assembly, 1/2" x 272" (10F-12F), 16 Row
	*A18657	1	Hose Assembly, 1/2" x 377" (10F-12F), 24 Row
9	GA12812	1	Hall Effect Adapter
10	GA15884	1	Rate Control Cable
11	GA16343	1	Jump Start Cable
12	GA19216	2	Seed Rate Cable, 12 Row
	GA19218	2	Seed Rate Cable, 16 Row
	GA19220	2	Seed Rate Cable, 24 Row
13	G11391	4	Flat Washer, 5/8" SAE
14	GD1114	2	U-Bolt, 7" x 7" x 5/8"-11
15	G10107	4	Lock Nut, 5/8"-11

\* Hydraulic hose is not stocked by Kinze Repair Parts.

(A26850)

See "Hydraulic Down Force Junction Block Schematic" on page P296 for hydraulic hoses on the H-Frame.





ITEM	PART NO.	QTY.	DESCRIPTION
1	G6801-04-04	36	90° Adjustable Elbow, 7/16"-20
2	G2603-06	10	Tee, 9/16"-18 Male JIC
3	*A26656-90	1	Hose Assembly, 3/8" x 90" (06F90L-06F)
4	*A26656-90	1	Hose Assembly, 3/8" x 90" (06F90L-06F)
5	*A15092-36	6	Hose Assembly, 3/8" x 36" (06F-08F)
6	---	-	---
7	*A15081-38	2	Hose Assembly, 3/8" x 38" (06F-06F)
8	*A15072-90	1	Hose Assembly, 3/8" x 90" (06F90S-06F)
9	*A7685-20	8	Hose Assembly, 1/4" x 20" (04F-06F90S)
10	*A7685-15	2	Hose Assembly, 1/4" x 15" (04F-06F90S)
11	*A7678-15	12	Hose Assembly, 1/4" x 15" (04F-04F)
12	*A7677-21	12	Hose Assembly, 1/4" x 21" (04F-04F STD 90)
13	*A15072-90	1	Hose Assembly, 3/8" x 90" (06F90S-06F)
14	*A7680-40	4	Hose Assembly, 1/4" x 40" (04F-06F)
15	G6602-10	2	Swivel Tee, 7/8"-14 JIC
16	*A18666-210	1	Hose Assembly, 1/2" x 210" (10F-10F)
17	*A21530-260	1	Hose Assembly, 5/8" x 260" (10F-10F)
18	*A18676-42	2	Hose Assembly, 1/2" x 42" (10M-10F90S)
19	G6500-10-08	1	90° Swivel Elbow, 7/8"-14
20	---	-	<a href="#">See "Flowmeter Assembly, 12 Row" on page P299</a>
21	*A18675-28	1	Hose Assembly, 1/2" x 28" (10L90F - 12F)
22	G6602-10	1	Swivel Tee, 7/8"-14 JIC
23	G6602-12	1	Swivel Tee, 1 1/16"-12
24	*A26934-10†	2	Hose Assembly, 3/8" x 10" (04F90S-08F)
25	*A18671-30	1	Hose Assembly, 1/2" x 30" (08F-08F90S)
26	*A21539-60	1	Hose Assembly, 5/8" x 60" (12F90S-10F)
27	*A25706-48	1	Hose Assembly, 1/2" x 48" (10F-10F90S)

\* Hydraulic hose is not stocked by Kinze Repair Parts.

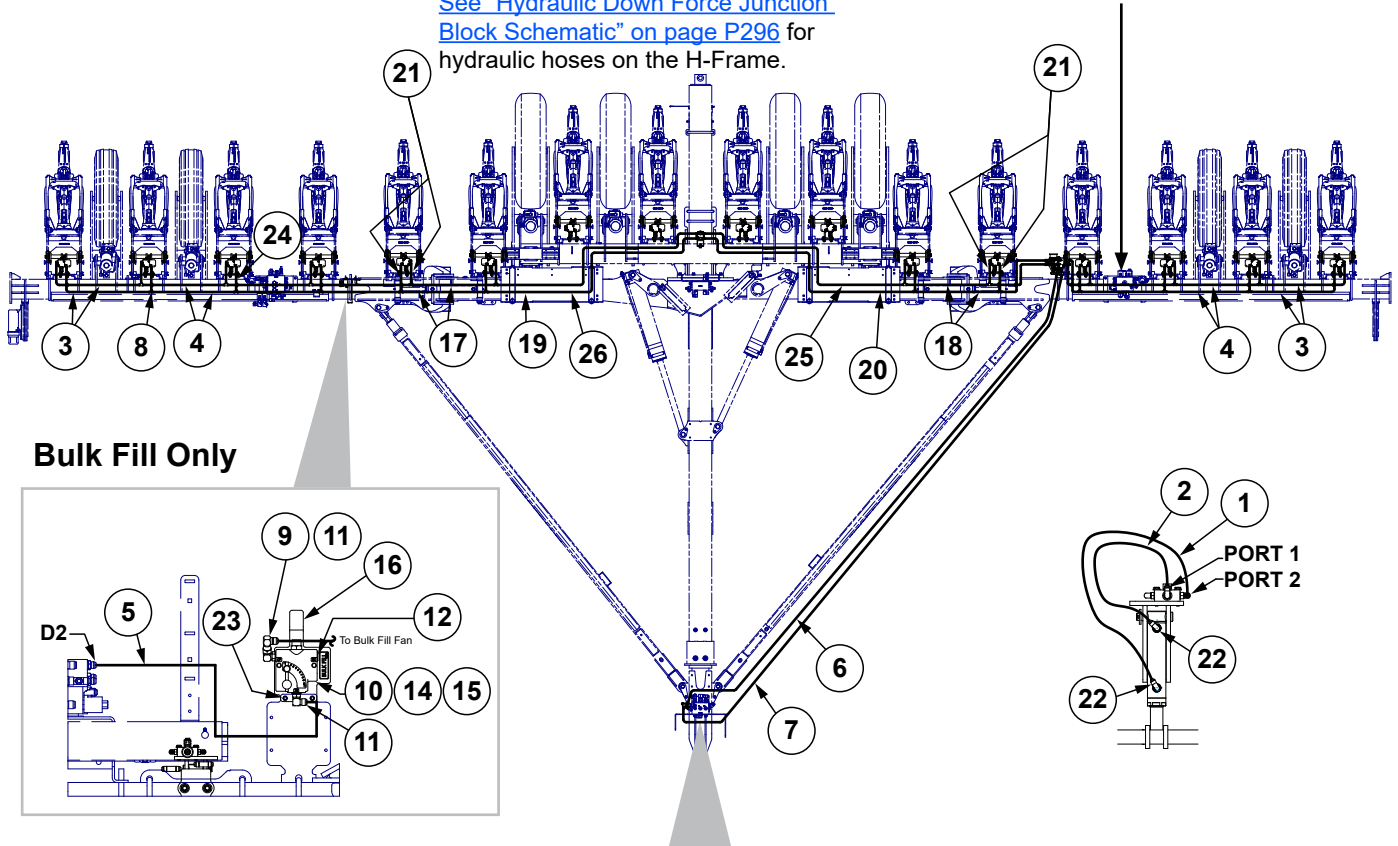
† Used on all configurations.

(A25517)

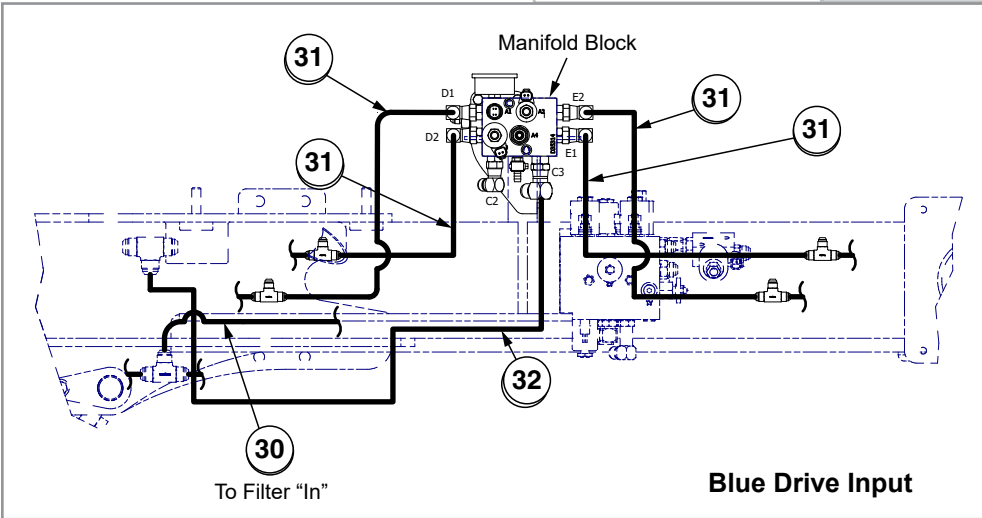
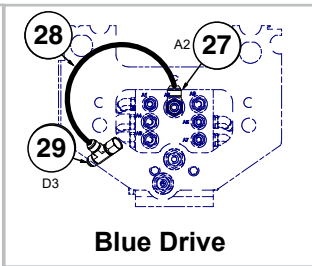
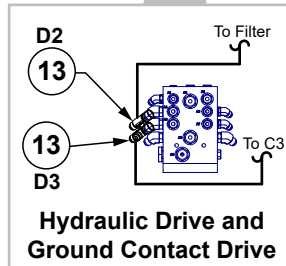
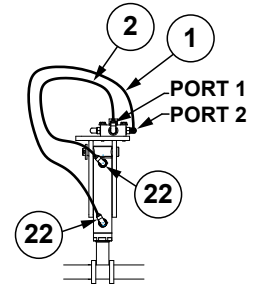
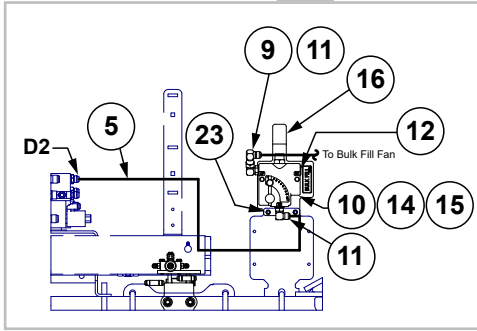
**Bulk Fill Shown**

[See "Hydraulic Down Force Manifold Block Schematic, 16 and 24 Row" on page P293](#)

[See "Hydraulic Down Force Junction Block Schematic" on page P296](#) for hydraulic hoses on the H-Frame.



**Bulk Fill Only**



ITEM	PART NO.	QTY.	DESCRIPTION
1	*A7677-21	16	Hose Assembly, 1/4" x 21" (04F-04F STD 90)
2	*A7678-15	16	Hose Assembly, 1/4" x 15" (04F-04F)
3	*A7680-40	4	Hose Assembly, 1/4" x 40" (04F-06F)
4	*A12038	10	Hose Assembly, 3/8" x 30" (06F - 06F)
5	*A8213	1	Hose Assembly, 1/2" x 29" (08F - 08F)
6	*A18666-230	1	Hose Assembly, 1/2" x 230" (10F-10F)
7	*A21530-260	1	Hose Assembly, 5/8" x 260" (10F-10F)
8	G2603-06	20	Tee, 9/16"-18 Male JIC
9	G6500-08	1	Swivel Elbow, 90°, 3/4"-16 Male JIC To Female
10	GA10918	1	Flow Control Valve
11	G6801-08-10	2	Elbow W/O-Ring, 90°, 3/4"-16 Male JIC To 7/8"-14 O-Ring
	GR1466	-	O-Ring
12	G6408-H10-0	1	Hex Socket Head Plug W/O-Ring, 7/8"-14 O-Ring
13	G6602-10	2	Swivel Tee, 7/8"-14 JIC
14	G10880	2	Hex Head Cap Screw, 1/4"-20 x 2 1/4"
15	G10621	2	Serrated Flange Nut, 1/4"-20
16	GD35896	1	Flow Control Mount
17	*A15081-30	2	Hose Assembly, 3/8" x 30" (06F-06F)
18	*A15081-38	2	Hose Assembly, 3/8" x 38" (06F-06F)
19	*A15072-90	1	Hose Assembly, 3/8" x 90" (06F90S-06F)
20	*A15072-86	1	Hose Assembly, 3/8" x 86" (06F90S-06F)
21	*A7685-20	8	Hose Assembly, 1/4" x 20" (04F-06F90S)
22	G6801-04-04	48	90° Adjustable Elbow, 7/16"-20
23	G10110	2	Lock Nut, 1/4"-20, Grade B
24	*A7685-15	12	Hose Assembly, 1/4" x 15" (04F-06F90S)
25	*A26656-90	1	Hose Assembly, 3/8" x 90" (06F90L-06F)
26	*A26656-86	1	Hose Assembly, 3/8" x 86" (06F90L-06F)
27	G6602-12	1	Swivel Tee, 1 1/16"-12
28	*A18675-28	1	Hose Assembly, 1/2" x 28" (10L90F - 12F)
29	G6602-10	1	Swivel Tee, 7/8"-14 JIC
30	*A18688-43	1	Hose Assembly, 1/2" x 43" (10F-10F90S)
31	*A3180†	4	Hose Assembly, 3/8" x 25" (06F-08F)
32	*A21541-28	1	Hose Assembly, 5/8" x 28" (12F90S-10F)

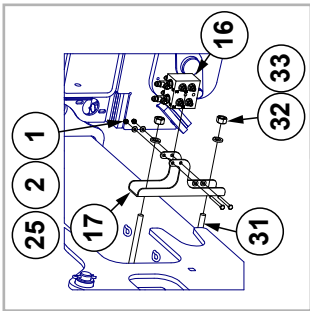
\* Hydraulic hose is not stocked by Kinze Repair Parts.

† Used on all configurations.

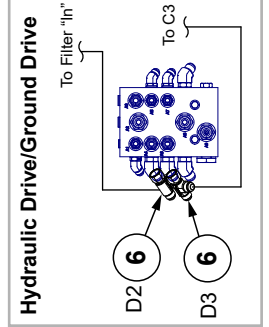
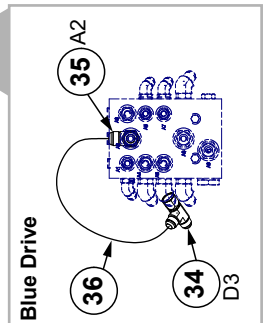
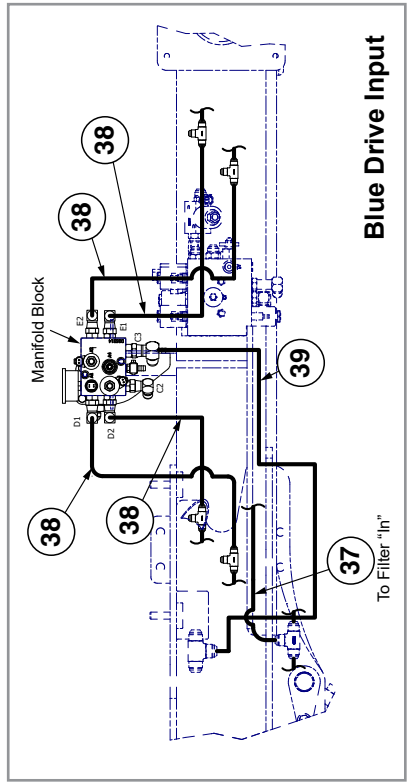
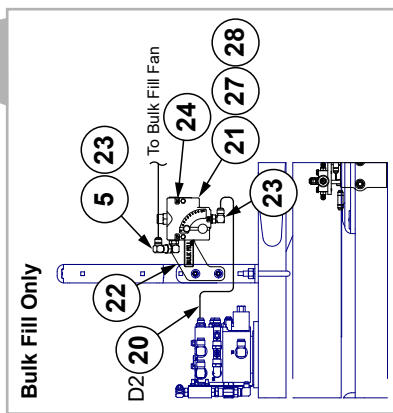
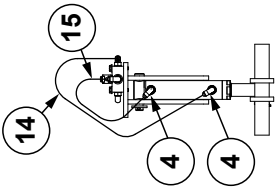
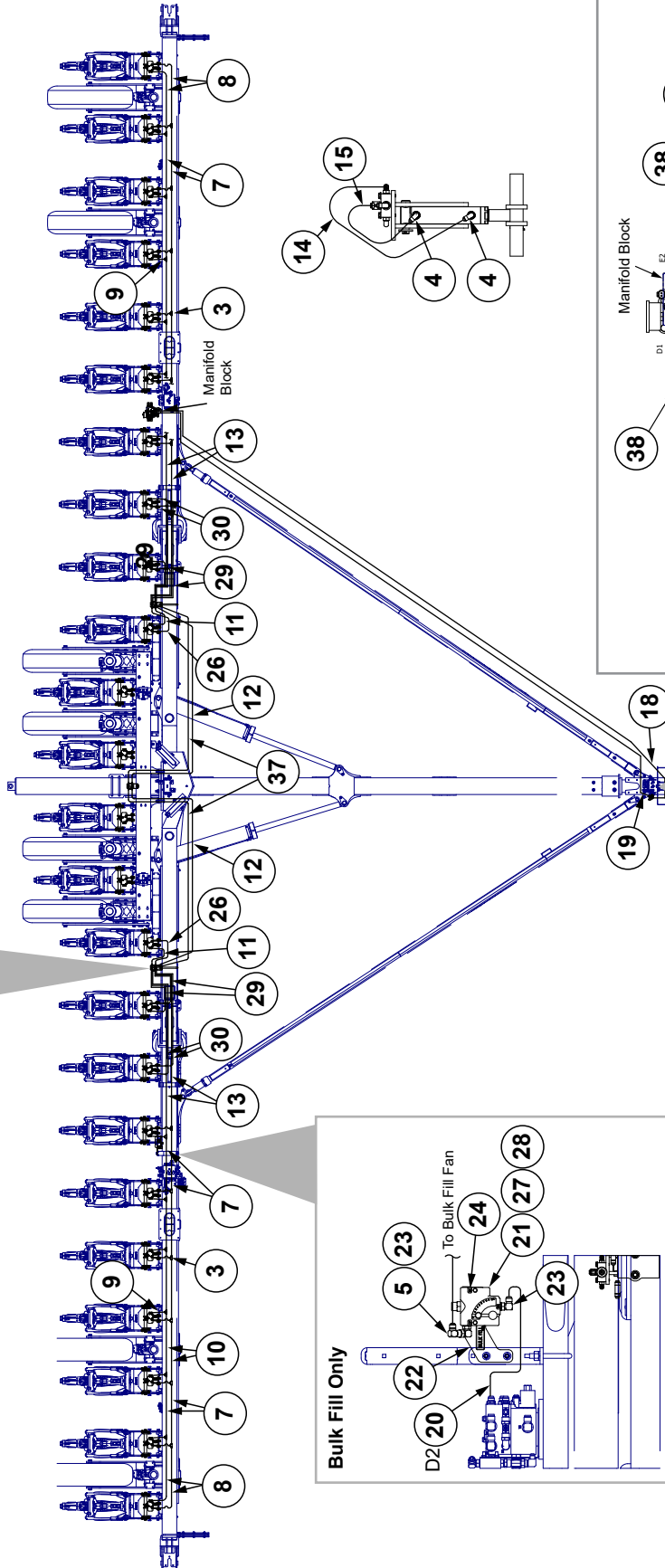
(A25510)

Bulk Fill Shown

See "Hydraulic Down Force Junction Block Schematic" on page P296 for hydraulic hoses on the H-Frame.



Junction Block (2 Places) Between: Rows 9-10 and Rows 15 and 16



**True Depth Hoses and Fittings, 24 Row (2021 Production)**

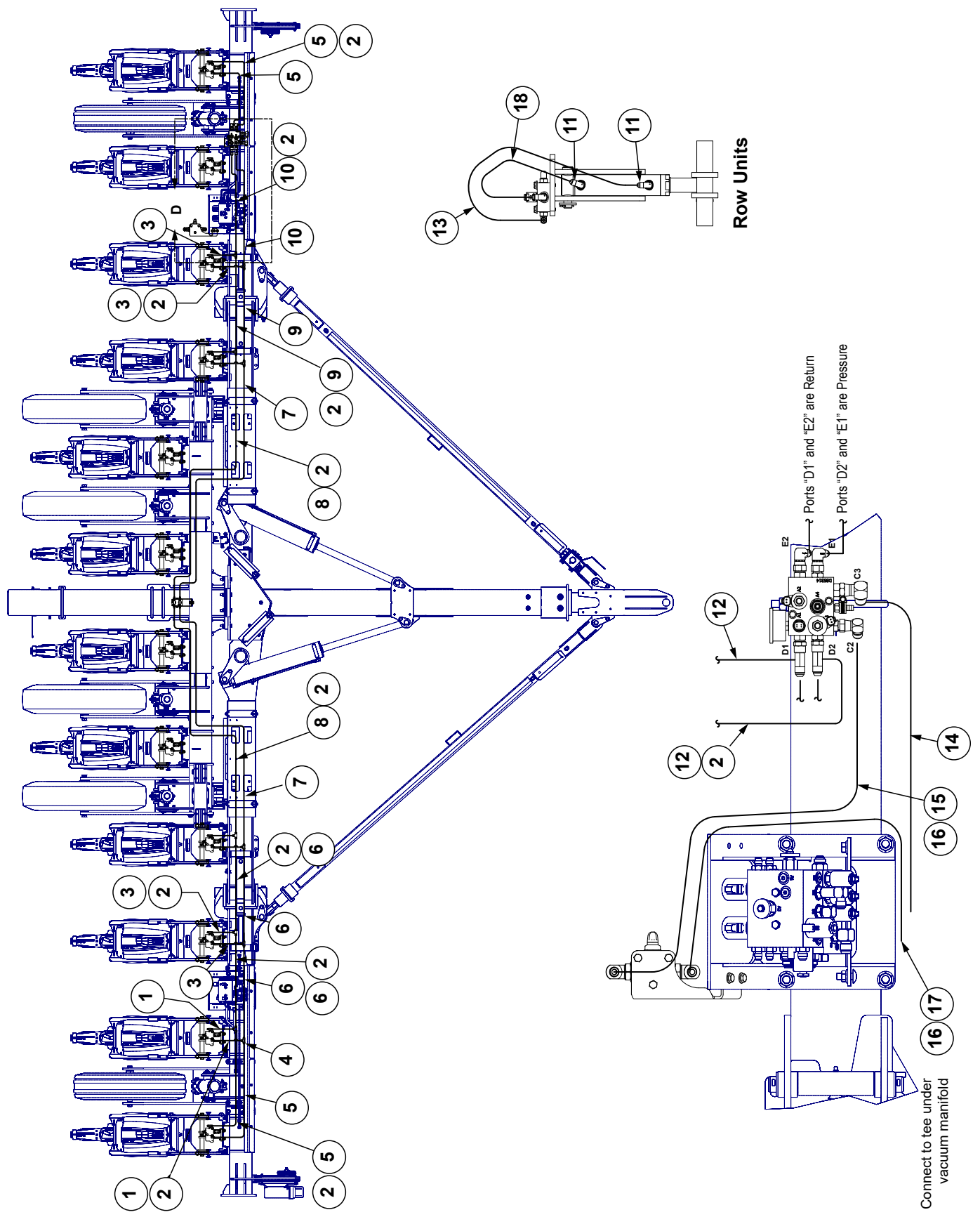
M0307-02

Model 4905

ITEM	PART NO.	QTY.	DESCRIPTION
1	G10110	4	Lock Nut, 1/4"-20, Grade B
2	G11385	4	Flat Washer, 1/4" SAE
3	G2603-06	24	Tee, 9/16"-18 Male JIC
4	G6801-04-04	48	90° Adjustable Elbow, 7/16"-20
5	G6500-08	1	Swivel Elbow, 90°, 3/4"-16 Male JIC To Female
6	G6602-10	2	Swivel Tee, 7/8"-14 JIC
7	*A12038	16	Hose Assembly, 3/8" x 30" (06F-06F)
8	*A7680-40	4	Hose Assembly, 1/4" x 40" (04F-06F)
9	*A7685-15	24	Hose Assembly, 1/4" x 15" (04F-06F90S)
10	*A15081-24	2	Hose Assembly, 3/8" x 24" (06F-06F)
11	*A7677-20	2	Hose Assembly, 1/4" x 20" (04F - 04F STD 90)
12	*A15072-153	2	Hose Assembly, 3/8" x 153" (06F90S-06F)
13	*A15072-84	4	Hose Assembly, 3/8" x 84" (06F90S-06F)
14	*A7677-21	24	Hose Assembly, 1/4" x 21" (04F-04F STD 90)
15	*A7678-15	24	Hose Assembly, 1/4" x 15" (04F-04F)
16	---	---	---
17	GD35908	2	Hydraulic Block Mount
18	*A21530-394	1	Hose Assembly, 5/8" x 394" (10F-10F)
19	*A18666-365	1	Hose Assembly, 1/2" x 365" (10F-10F)
20	*A8213	1	Hose Assembly, 1/2" x 29" (08F-08F)
21	GA10918	1	Flow Control Valve
22	GD35487	1	Flow Control Mount Plate
23	G6801-08-10	2	Elbow W/O-Ring, 90°, 3/4"-16 Male JIC To 7/8"-14 O-Ring
	GR1466	-	O-Ring
24	G6408-H10-0	1	Hex Socket Head Plug W/O-Ring, 7/8"-14 O-Ring
25	G10746	4	Hex Head Cap Screw, 1/4"-20 x 2 3/4"
26	*A7677-23	2	Hose Assembly, 1/4" x 33" (04F90L - 04F)
27	G10880	2	Hex Head Cap Screw, 1/4"-20 x 2 1/4"
28	G10621	2	Serrated Flange Nut, 1/4"-20
29	*A7686-33	4	Hose Assembly, 1/4" x 33" (04F90L - 04F)
30	*A7677-65	4	Hose Assembly, 1/4" x 65" (04F - 04F STD 90)
31	GD1114	2	U-Bolt, 7" x 7" x 5/8"-11
32	G10107	4	Lock Nut, 5/8"-11
33	G11391	4	Flat Washer, 5/8" SAE
34	G6602-10	1	Swivel Tee, 7/8"-14 JIC
35	G6602-12	1	Swivel Tee, 1 1/16"-12
36	*A18675-28	1	Hose Assembly, 1/2" x 28" (10L90F - 12F)
37	*A26656-153	2	Hose Assembly, 3/8" x 153" (06F90L-06F)
37	*A18683-37	1	Hose Assembly, 1/2" x 37" (10F-10F90S)
38	*A3180 †	4	Hose Assembly, 3/8" x 25" (06F-08F)
39	*A21539-30	1	Hose Assembly, 5/8" x 30" (12F90S-10F)

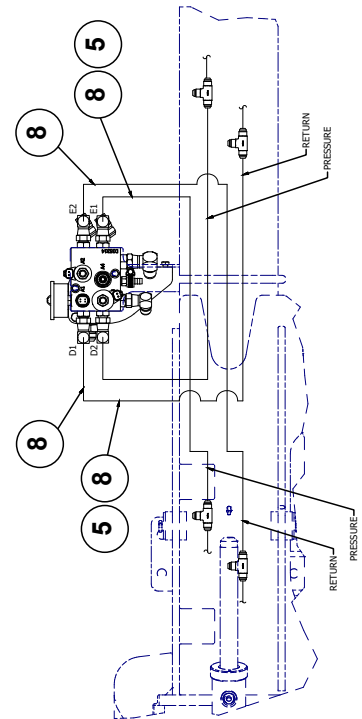
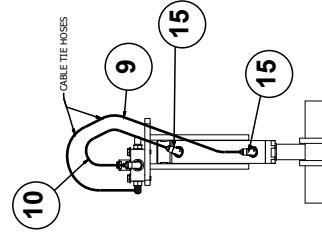
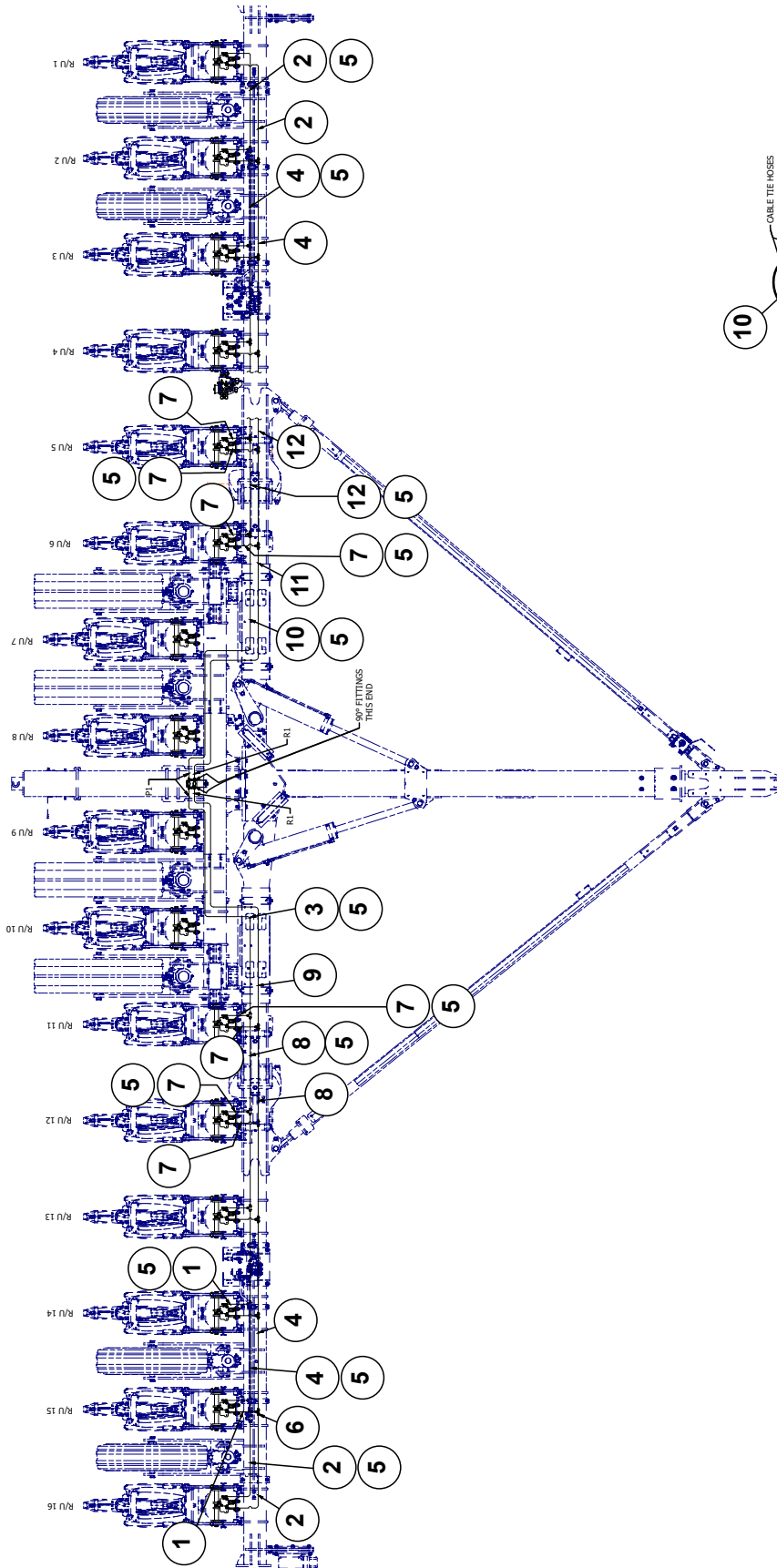
\* Hydraulic hose is not stocked by Kinze Repair Parts.

† Used on all configurations.



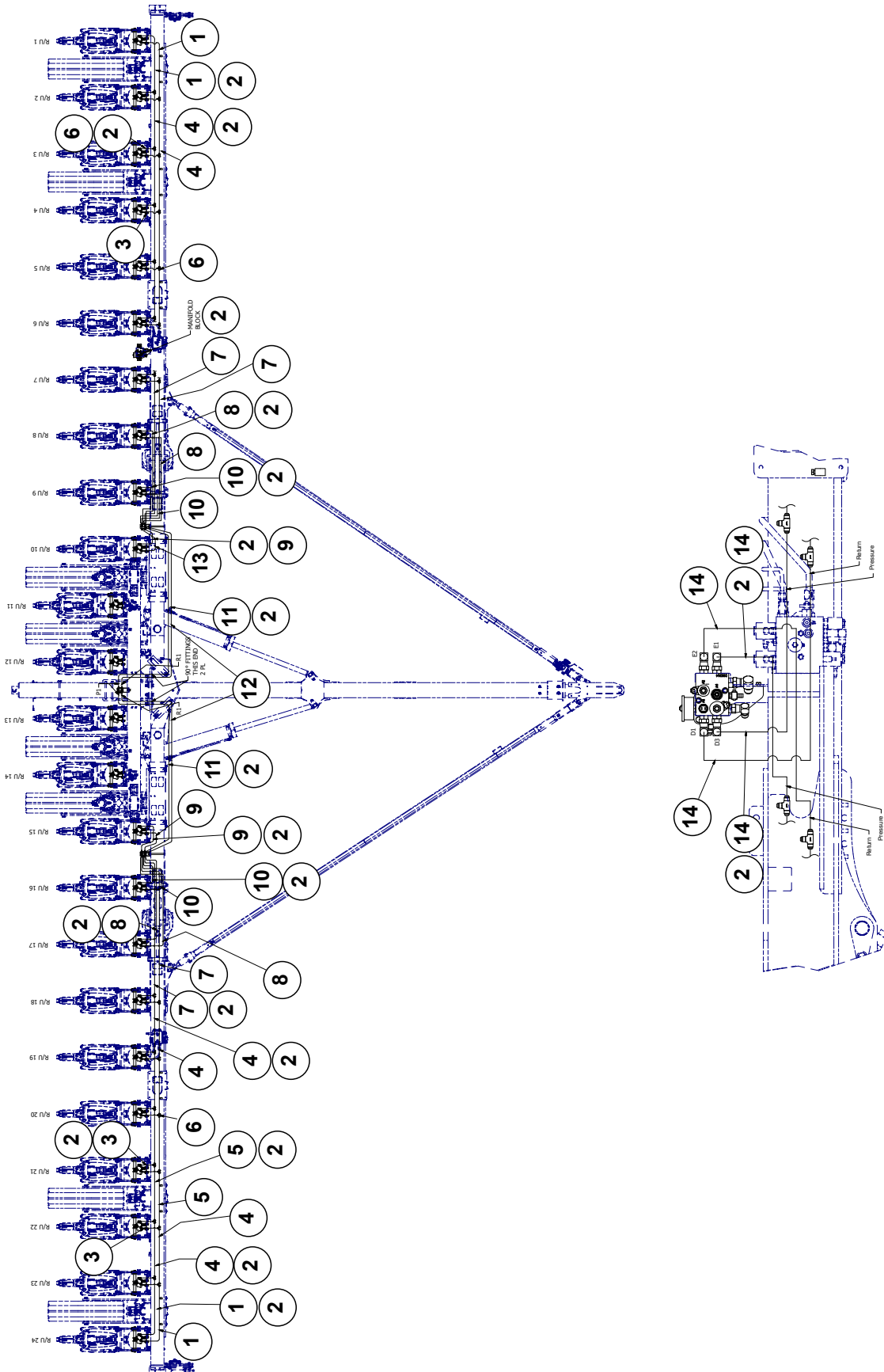
ITEM	PART NO.	QTY.	DESCRIPTION
1	*A7685-15	2	Hose Assembly, 1/4" x 15" (04F-06F90S)
2	GD35904-01	36	Hose Identification Sleeve, Purple PP
3	*A7685-20	8	Hose Assembly, 1/4" x 20" (04F-06F90S)
4	G2603-06	10	Tee, 9/16"-18 Male JIC
5	*A7680-40	4	Hose Assembly, 1/4" x 40" (04F-06F)
6	*A15081-36	4	Hose Assembly, 3/8" x 36" (06F-06F)
7	*A15072-90	2	Hose Assembly, 3/8" x 90" (06F90S-06F)
8	*A26656-90	2	Hose Assembly, 3/8" x 90" (06F90L-06F)
9	*A15081-38	2	Hose Assembly, 3/8" x 38" (06F-06F)
10	*A15092-36	2	Hose Assembly, 3/8" x 36" (06F-08F)
11	G6801-04-04	36	90° Adjustable Elbow, 7/16"-20
12	*A25694-24	2	Hose Assembly, 3/8" x 24" (04F-08F90S)
13	*A7677-21	12	Hose Assembly, 1/4" x 21" (04F-04F STD 90)
14	*A21552-24	1	Hose Assembly, 5/8" x 24" (10F-10F90S)
15	*A18645-38	1	Hose Assembly, 1/2" AR x 38" (08F - 10F)
16	GD10057-20	4	Hose Identification Sleeve, Purple PP
17	*A18686-30	1	Hose Assembly, 1/2" AR x 30" (08F - 08F90S)
18	*A7678-15	12	Hose Assembly, 1/4" x 15" (04F-04F)

\* Hydraulic hose is not stocked by Kinze Repair Parts.





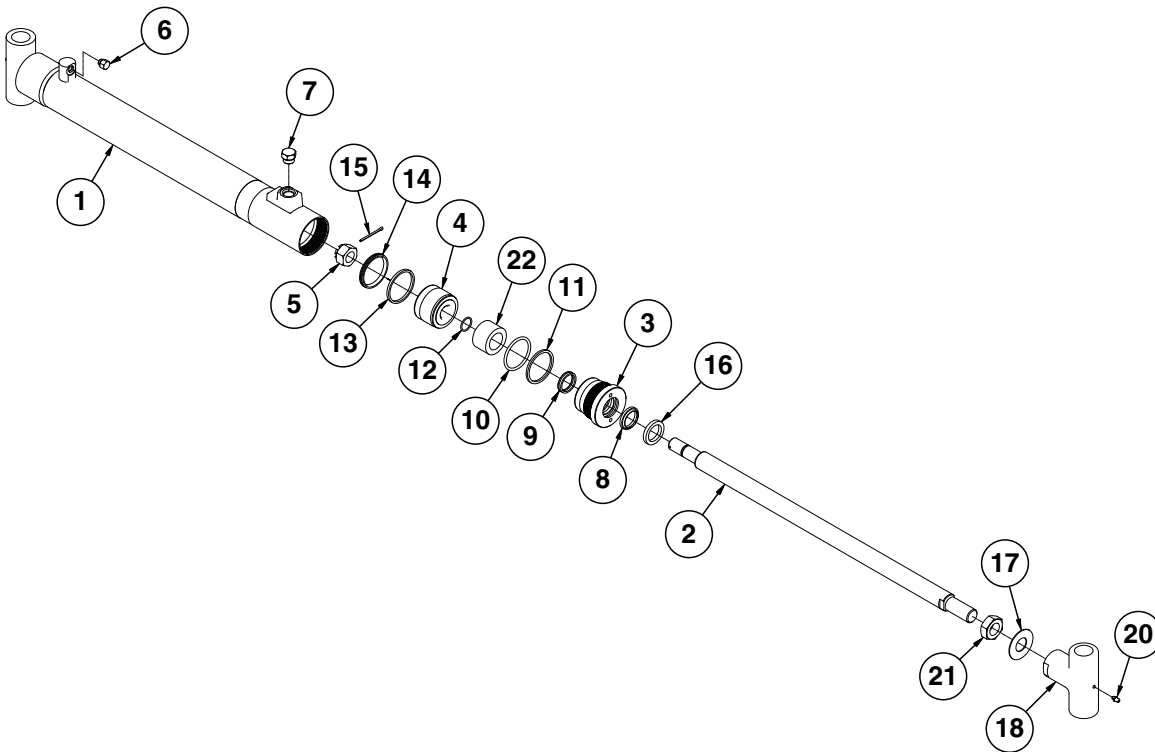
ITEM	PART NO.	QTY.	DESCRIPTION
1	*A7685-15	12	Hose Assembly, 1/4" x 15" (04F-06F90S)
2	*A7680-40	4	Hose Assembly, 1/4" x 40" (04F-06F)
3	*A26656-90	1	Hose Assembly, 3/8" x 90" (06F90L-06F)
4	*A12038	10	Hose Assembly, 3/8" x 30" (06F-06F)
5	GD35904-01	54	Hose Identification Sleeve, Purple PP
6	G2603-06	20	Tee, 3/16"-18 Male JIC
7	*A7685-20	8	Hose Assembly, 1/4" x 20" (04F-06F90S)
8	*A15081-30	2	Hose Assembly, 3/8" x 30" (06F-06F)
9	*A15072-90	1	Hose Assembly, 3/8" x 90" (06F90S-06F)
10	*A26656-86	1	Hose Assembly, 3/8" x 86" (06F90L-06F)
11	*A15072-86	1	Hose Assembly, 3/8" x 86" (06F90S-06F)
12	*A15081-38	2	Hose Assembly, 3/8" x 38" (06F-06F)
13	*A7678-15	16	Hose Assembly, 1/4" x 15" (04F-04F)
14	*A7677-21	16	Hose Assembly, 1/4" x 21" (04F-04F STD 90)
15	G6801-04-04	48	90° Adjustable Elbow, 7/16"-20
16	*A3180	4	Hose Assembly, 3/8" x 25" (06F-08F)
* Hydraulic hose is not stocked by Kinze Repair Parts.			



ITEM	PART NO.	QTY.	DESCRIPTION
1	*A7680-40	4	Hose Assembly, 1/4" x 40" (04F-06F)
2	GD35904-01	78	Hose Identification Sleeve, Purple PP
3	*A7685-15	24	Hose Assembly, 1/4" x 15" (04F-06F90S)
4	*A12038	16	Hose Assembly, 3/8" x 30" (06F-06F)
5	*A15081-24	2	Hose Assembly, 3/8" x 24" (06F-06F)
6	G2603-06	24	Tee, 3/8"-18 Male JIC
7	*A15072-84	4	Hose Assembly, 3/8" x 84" (06F90S-06F)
8	*A7677-65	4	Hose Assembly, 1/4" x 65" (04F - 04F STD 90)
9	*A7677-20	2	Hose Assembly, 1/4" x 20" (04F - 04F STD 90)
10	*A7686-33	4	Hose Assembly, 1/4" x 33" (04F-04F90L)
11	*A26656-153	2	Hose Assembly, 3/8" x 153" (06F-06F90L)
12	*A15072-153	2	Hose Assembly, 3/8" x 153" (06F90S-06F)
13	*A7677-23	2	Hose Assembly, 1/4" x 33" (04F90L - 04F)
14	*A3180	4	Hose Assembly, 3/8" x 25" (06F-08F)

**\* Hydraulic hose is not stocked by Kinze Repair Parts.**

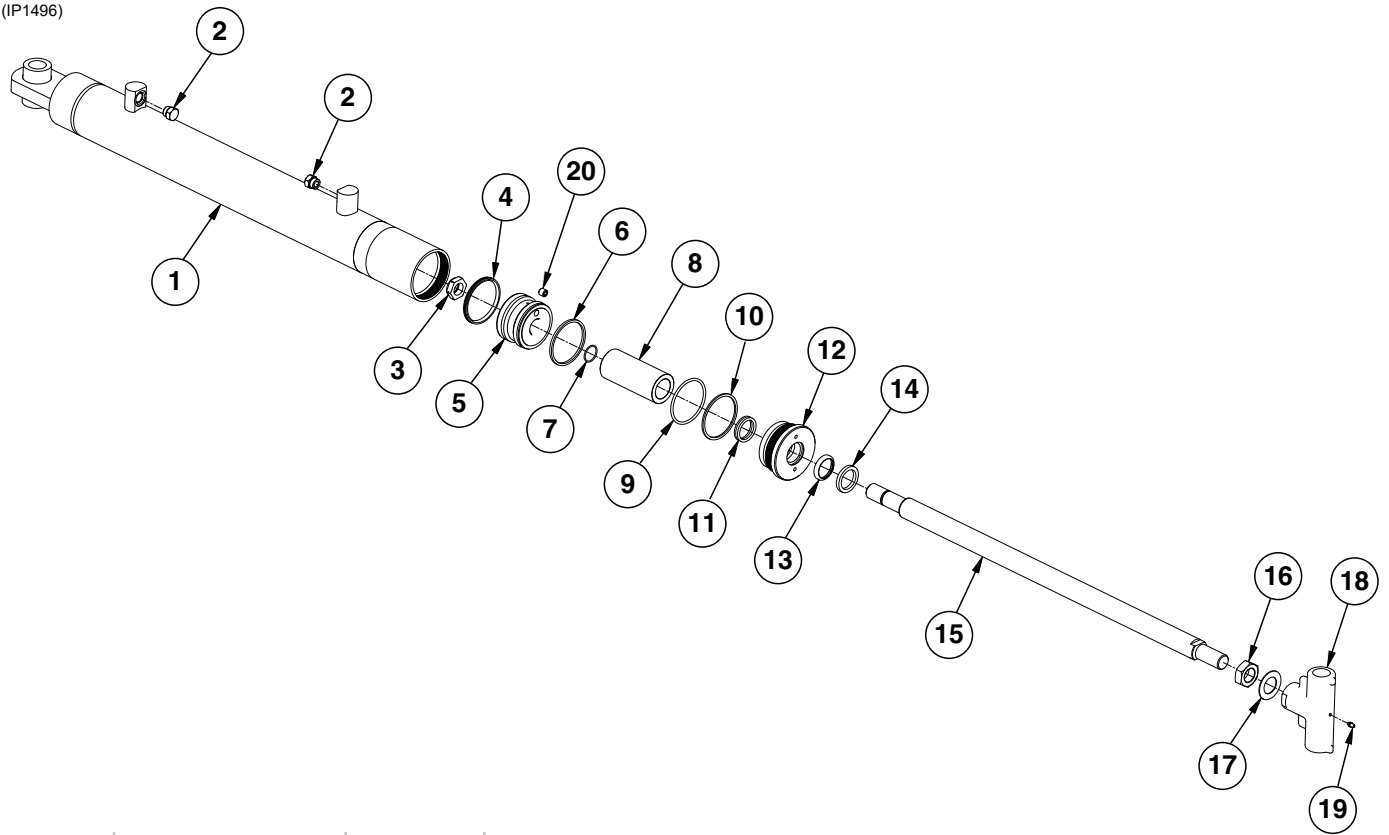
(IP1488)



ITEM	PART NO.	QTY.	DESCRIPTION
1	A8836	1	Barrel (Non-Stock Item)
2	GD14529 GD34209	1 -	Rod (2015-2017 Production) Rod (2018 Production and On)
3	*D10207	1	Gland
4	GD11983	1	Piston
5	G10969	1	Lock Nut, 7/8"-14
6	G6408-04 GR1465	1 -	Plug W/O-Ring, 7/16"-20 O-Ring O-Ring
7	G6408-08 GR1037	1 -	Plug W/O-Ring, 3/4"-16 O-Ring O-Ring
8	*D12210	1	Wiper
9	*D12251	1	U-Cup
10	GD12212	1	O-Ring, No. 330
11	*D12213	1	BU Ring
12	*D12214	1	O-Ring, No. 118
13	*D12012	1	Piston Ring, 2 1/2"
14	*A24473	1	BP Piston Seal, 2 1/2"
15	G10827	1	Cotter Pin, 1/8" x 1 3/4"
16	GD12102	1	Ring, 1 1/4"
17	GD23002	1	Locking Device
18	GD14308	1	Threaded Sleeve End
20	G10640	2	Grease Fitting, 1/4"-28
21	G10324	1	Hex Jam Nut, 1"-14, Grade 2
22	GD0752-07	1	Sleeve, 2" O.D. x 1.265 I.D. x 1 1/4"
A	GA18514	-	Hydraulic Cylinder, 2 1/2" x 18 13/16" (Part Number Stamped on Barrel)
B	GR1521	1	Seal Kit, Includes: (1) BP Piston Seal, (2) O-Rings, (1) BU Ring, (1) Cast Iron Ring, (1) Wiper, (1) U-Cup

\*Item is part of seal kit, item can not be purchased individually.

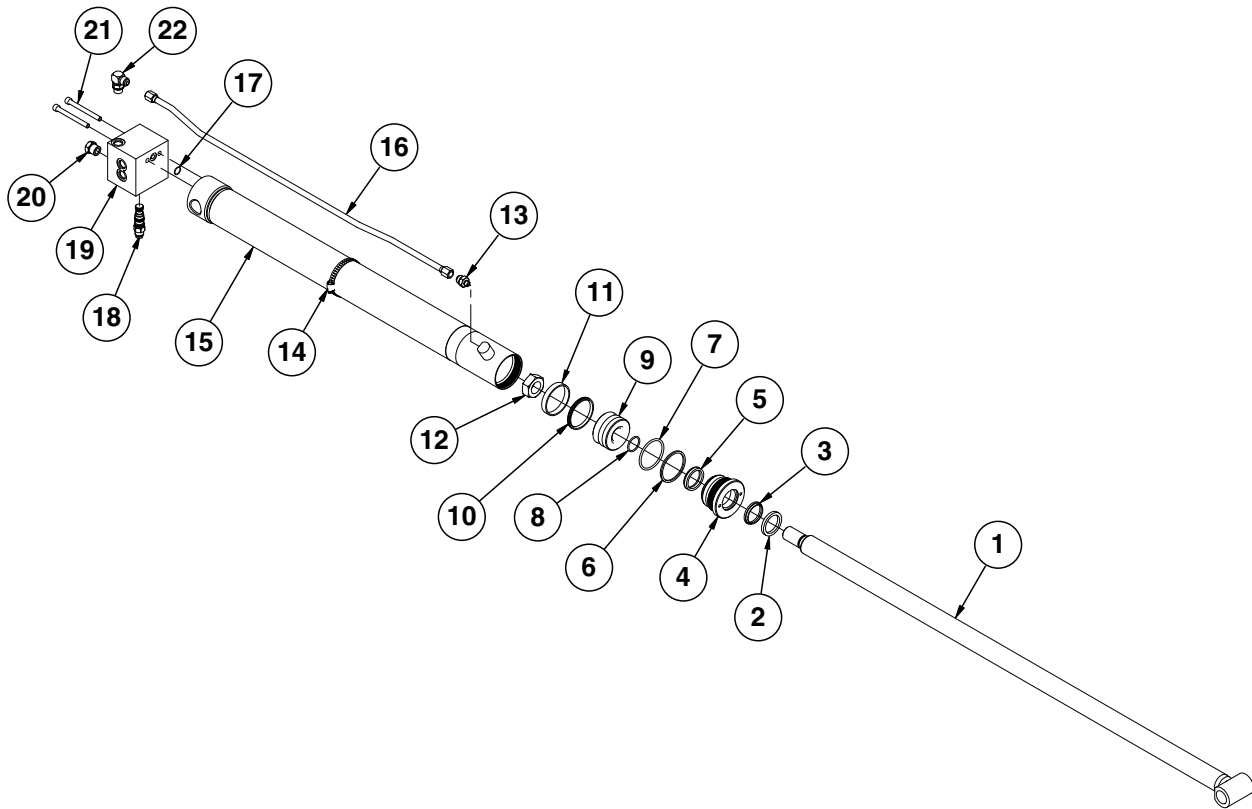
(IP1496)



ITEM	PART NO.	QTY.	DESCRIPTION
1	A18862	1	Barrel ( <b>Non-Stock Item</b> )
2	G6408-08 GR1037	2 -	Plug W/O-Ring, 3/4"-16 O-Ring O-Ring
3	G10948	1	Lock Nut, 1 1/8"-12
4	*A26168	1	BP Piston Seal, 3 1/2"
5	GD26966	1	Piston, 3 1/2"
6	*D12088	1	Piston Ring, 3 1/2"
7	*D12245	1	O-Ring, #122
8	GD2745-28	1	Sleeve, 2 1/4" O.D. x 5.19"
9	*D12231	1	O-Ring, #338
10	*D12232	1	BU Ring
11	*D12252	1	U-Cup
12	GD12548	1	Gland
13	*D12206	1	Wiper, 1 1/2"
14	*D12103	1	Cast Iron Ring
15	GD27068	1	Rod
16	G11907	1	Hex Jam Nut, 1 1/8"-12 Grade 5
17	GD27067	1	Locking Device
18	GD27066	1	Sleeve
19	G10640	1	Grease Fitting, 1/4"-28
20	GD11580	1	Flow Restrictor Orifice, 1/2"-20
A	GA18861	-	Cylinder Complete, 3 1/2" x 20 3/4" ( <i>Part Number Stamped on Barrel</i> )
B	GR1532	1	Seal Kit, Includes: (1)Wiper, (2)O-Rings, (1)U-Cup, (1) BU Ring, (1)Cast Iron Ring, (1)BP Piston Seal

\*Item is part of seal kit, item can not be purchased individually.

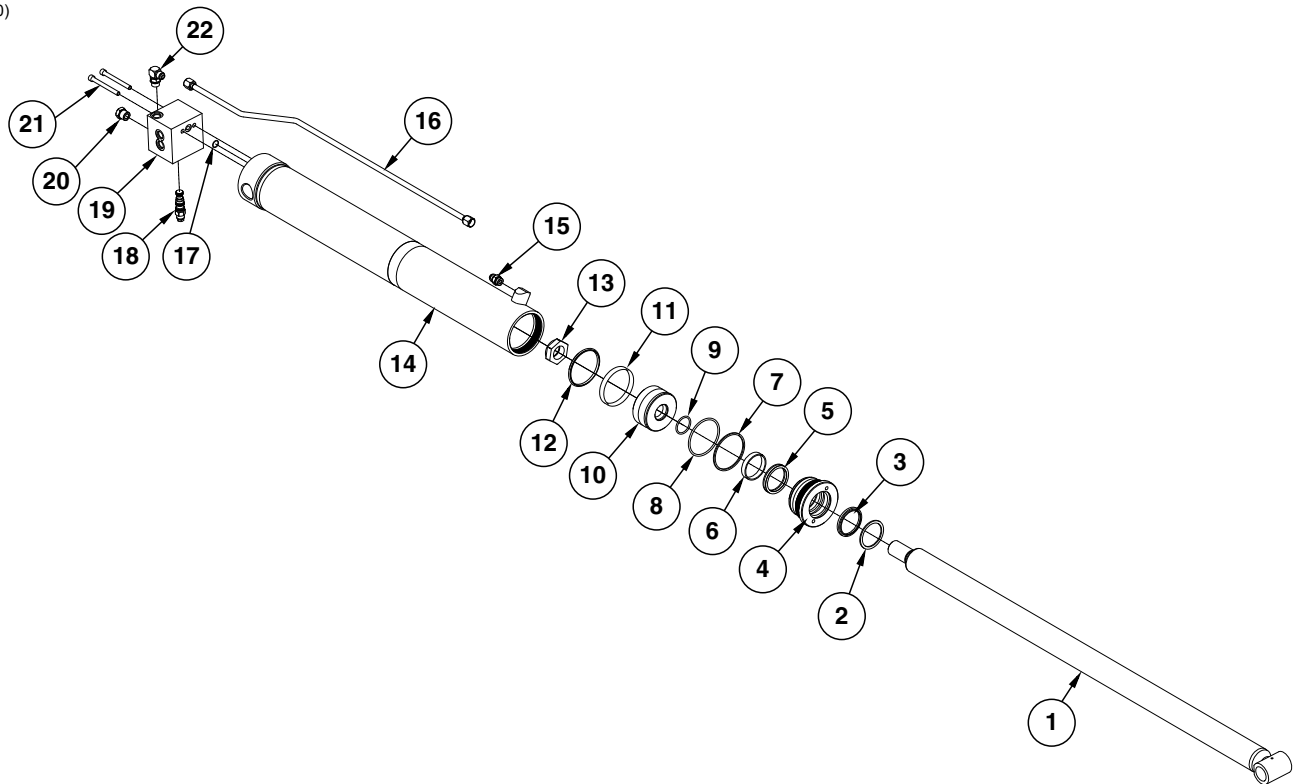
(IP1439)



ITEM	PART NO.	QTY.	DESCRIPTION
1	GA14181	1	Rod
2	GD12104	1	Ring
3	*D12200	1	Wiper
4	GD11984	1	Gland
5	*D12253	1	U-Cup
6	*D12203	1	Back-Up Ring
7	*D12202	1	O-Ring, No. 334
8	*D12204	1	O-Ring, No. 218
9	GD11970	1	Piston
10	*A24016	1	BP Piston Seal, 3"
11	*D12047	1	Wear Ring
12	G10972	1	Lock Nut, 1 1/4"-12
13	G6400-08-04	1	Connector W/O-Ring, 3/4"-16 Male JIC To 7/16"-20 O-Ring
	GR1465	-	O-Ring
14	G10990	1	Hose Clamp, No. 52
15	A14182	1	Barrel <b>(Non-Stock Item)</b>
16	GA14211	1	Steel Hydraulic Line, 37 1/2"
17	GD12239	1	O-Ring, No. 016
18	GA8882	1	Counter Balance Valve
19	GD20221	1	Block
20	G6408-10	1	Plug W/O-Ring, 7/8"-14 O-Ring
	GR1466	-	O-Ring
21	G11355	2	Hex Socket Head Cap Screw, 3/8"-16 x 3 3/4"
22	G6801-08	1	Elbow W/O-Ring, 90°, 3/4"-16 Male JIC To O-Ring
	GR1037	-	O-Ring
A	GA14184	-	Cylinder Complete, 3" x 57" <i>(Part Number Stamped On Barrel)</i>
B	GR1519	-	Seal Kit, Includes: (1)Wiper, (1)U-Cup, (2)O-Rings, (1)BU Ring, (1)BP Piston Seal, (1)Wear Ring

\*Item is part of seal kit, item can not be purchased individually.

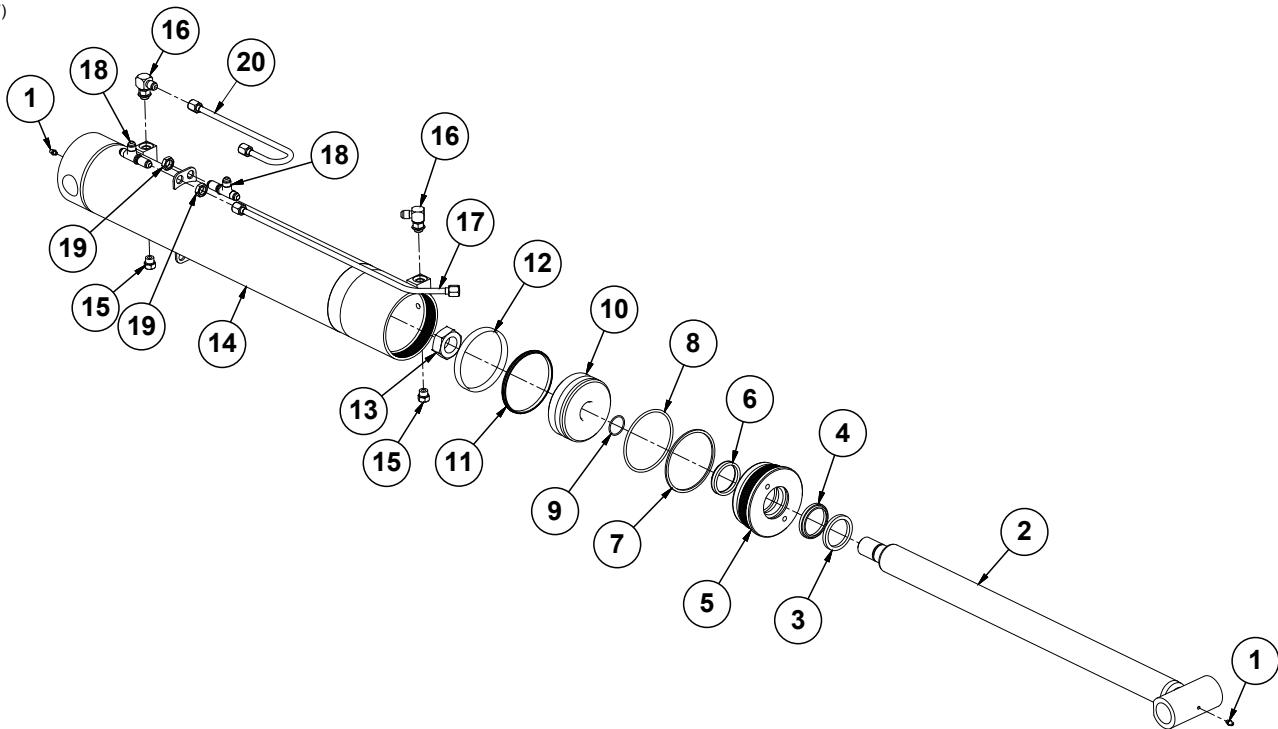
(IP1530)



ITEM	PART NO.	QTY.	DESCRIPTION
1	GA21588	1	Rod
2	*D12121	1	Ring
3	*D12263	1	Wiper Rod
4	GD30273	1	Gland
5	*D12264	1	U-Cup
6	*D12137	1	Wear Ring
7	*D12222	1	Back-Up Ring
8	*D12221	1	O-Ring, No. #342
9	*D30432	1	O-Ring, No. #223
10	GD30274	1	Piston
11	*D12120	1	Wear Ring
12	*A24037	1	BP Piston Seal, 4"
13	GD27238	1	Nylon Lock Nut, 1½"-12, Grade 8
14	A21586	1	Barrell ( <b>Non-Stock Item</b> )
15	G6400-08	1	Connector W/O-Ring, ¾"-16 Male JIC To O-Ring
	GR1037	1	O-Ring
16	GA21605	1	Steel Hydraulic Line
17	*D12239	1	O-Ring, No. 016
18	GA8882	1	Counter Balance Valve
19	GD20221	1	Block
20	G6408-10	1	Plug W/O-Ring, 7/8"-14 O-Ring
	GR1466	-	O-Ring
21	G11355	2	Hex Socket Head Cap Screw, 3/8"-16 x 3 3/4"
22	G6801-08	1	Elbow W/O-Ring, 90°, ¾"-16 Male JIC To O-Ring
	GR1037	-	O-Ring
A	GA21585	---	Cylinder Complete, 4" x 31.162" ( <i>Part Number Stamped On Barrel</i> )
B	GR2231	---	Seal Kit, Includes: (1)Wiper, (1)U-Cup, (3)O-Rings, (1)BU Ring, (1)BP Piston Seal, (2)Wear Ring, (1) Ring

\*Item is part of seal kit, item can not be purchased individually.

(IP1607)



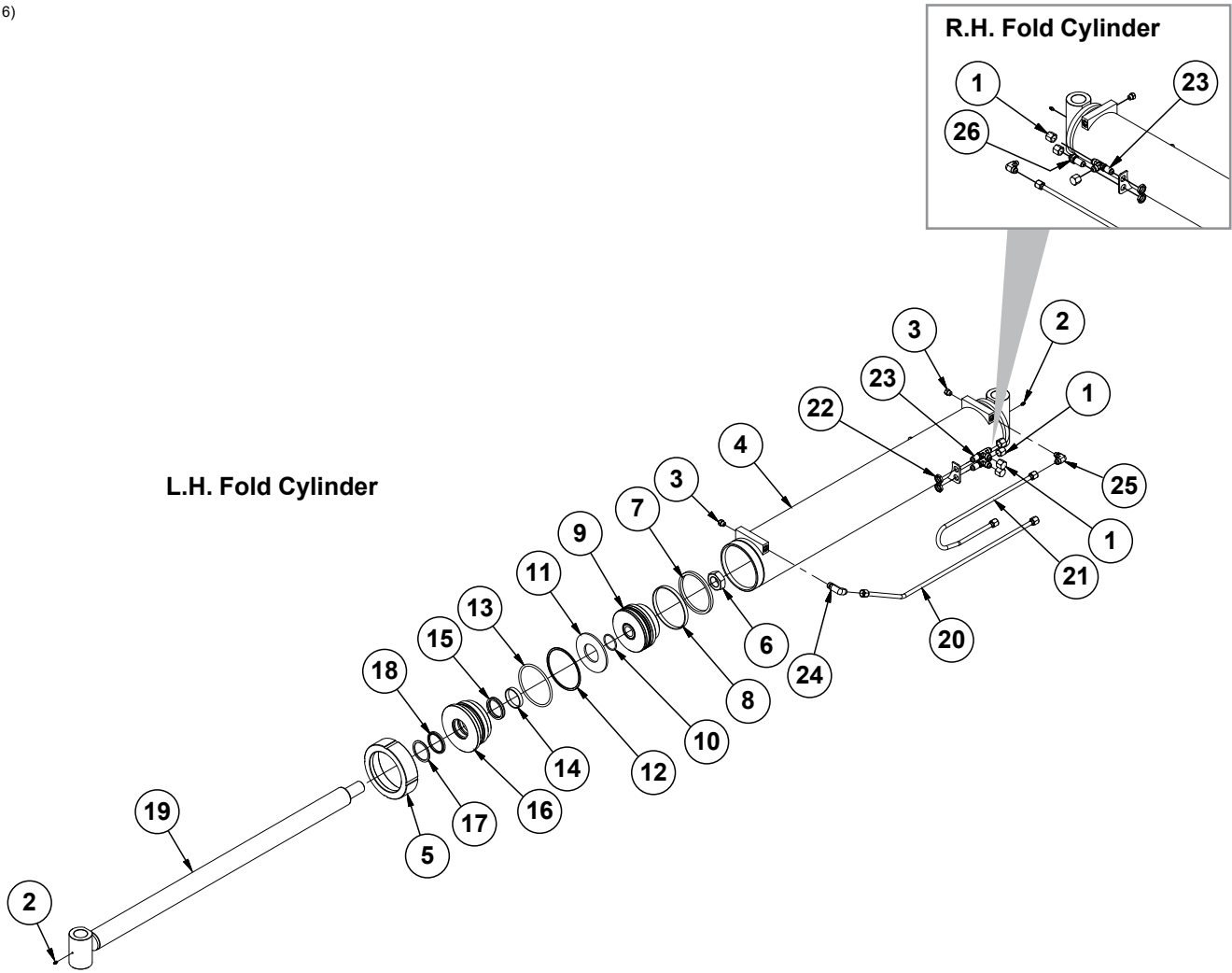
ITEM	PART NO.	QTY.	DESCRIPTION
1	G10640	2	Grease Fitting, 1/4"-28
2	GA17323	1	Rod
3	GD12106	1	Ring
4	*D12240	1	Wiper, 2"
5	GD12522	1	Gland
6	*D12255	1	U-Cup Seal
7	*D12243	1	BU Ring
8	*D12242	1	O-Ring, No. 346
9	*D12223	1	O-Ring, No. 124
10	GD14910	1	Piston
11	GA26169	1	BP Piston Seal, 4 1/2"
12	*D12148	1	Wear Ring
13	G10972	1	Lock Nut, 1 1/4 "-12
14	10059501	1	Barrel <b>(Non-Stock Item)</b>
15	G6408-06	2	Plug W/O-Ring, 9/16"-18 O-Ring
	GR1045	-	O-Ring
16	G6801-06	2	Elbow W/O-Ring, 90°, 9/16"-18 Male JIC To O-Ring
	GR1045	-	O-Ring
17	G10059101	1	Hydraulic Cylinder Return Line
18	G2704-06	2	Bulkhead Tee, 9/16"-18 JIC
19	G306-06	4	Lock Nut, 9/16"-18
20	G10059201	1	Hydraulic Cylinder Pressure Line
A	G10059801	-	R.H. Hydraulic Cylinder Complete, 4 1/2" x 25 1/4" (Part Number Stamped on Barrel) (Shown)
B	G10059701	-	L.H. Hydraulic Cylinder Complete, 4 1/2" x 25 1/4" (Part Number Stamped on Barrel)
C	GR2111	-	Seal Kit, Includes: (1)Wear Ring, (1)T-Seal, (2)O-Rings, (1)Wiper, (1)BU Ring, (1) U-Cup Seal

\*Item is part of seal kit, item can not be purchased individually.



**This page left blank intentionally.**

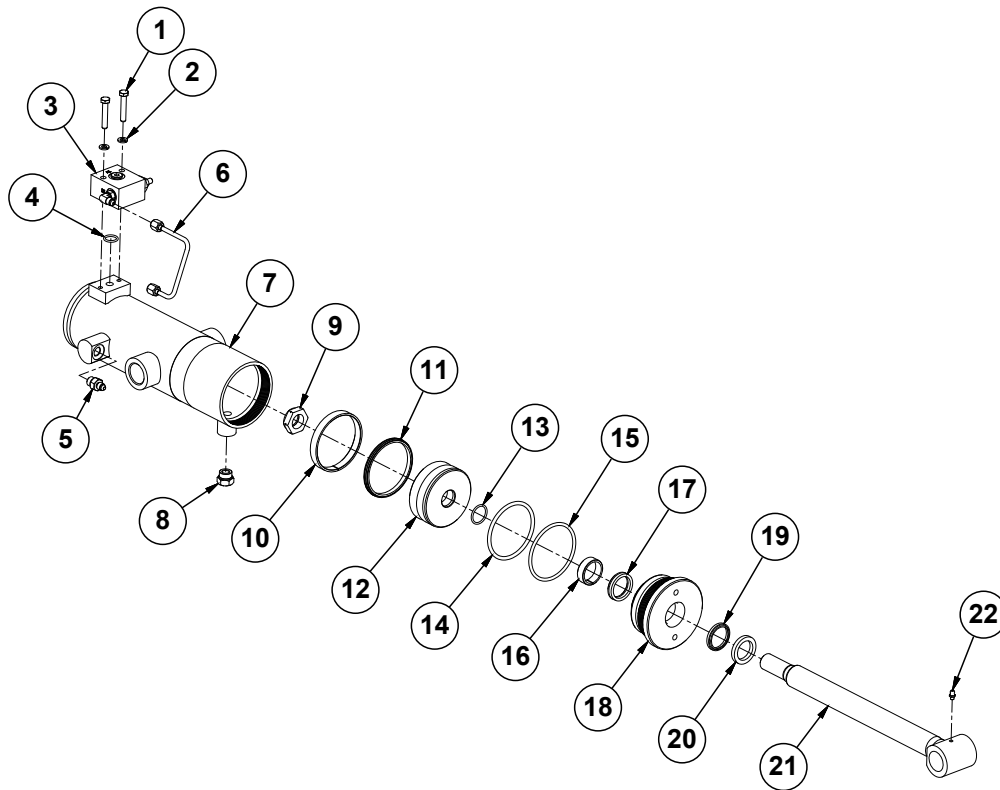
(IP1616)



ITEM	PART NO.	QTY.	DESCRIPTION
1	G304-C-8	4	Cap Nut, 3/4"-16
2	G10640	2	Grease Fitting, 1/4"-28
3	G6408-06 GR1045	2 -	Plug W/O-Ring, 9/16"-18 O-Ring O-Ring
4	10051601	1	Barrel <b>(Non-Stock Item)</b>
5	GD23382	1	Threaded Cap
6	G10087	1	Hex Jam Nut, 1 1/2"-12, Grade 2
7	*D23388	1	Piston Seal
8	*D23387	1	Wear Ring
9	GD23451	1	Piston
10	*D20990	1	O-Ring, #226
11	GD28798	1	Spacer
12	*D23390	1	BU Ring
13	*D23389	1	O-Ring, #433
14	*D12137	1	Wear Ring
15	*D12264	1	U-Cup
16	GD23450	1	Head Gland
17	*D12121	1	Ring
18	*D12263	1	Wiper
19	GA17346	1	Rod
20	G10052101	1	Hydraulic Steel Line, 1/2"
21	G10052001	1	Hydraulic Steel Line, 1/2"
22	G306-08	2	Lock Nut, 3/4"-16
23	G2704-08	2	Bulkhead Tee, 3/4"-16 JIC
24	G6801-L-08-06	1	Adjustable 90° Elbow, 3/4"-16 x 9/16"-18, Long
25	G6801-08-06 GR1045	1 -	Elbow W/O-Ring, 90°, 3/4"-16 Male JIC To 9/16"-18 O-Ring O-Ring
26	G2700-08	1	Bulkhead Tube Union, 3/4"-16 Male JIC
A	G10051901	-	L.H. Hydraulic Cylinder Complete, 6" x 38 7/8" <i>(Part Number Stamped on Barrel)</i>
B	G10051801	-	R.H. Hydraulic Cylinder Complete, 6" x 38 7/8" <i>(Part Number Stamped on Barrel)</i>
C	GR2142	-	Seal Kit, Includes: (1)Seal, (2)O-Ring, (1)Ring, (2)Wear Ring, (1)Wiper, (1)U-Cup, (1)BU Ring

\*Item is part of seal kit, item can not be purchased individually.

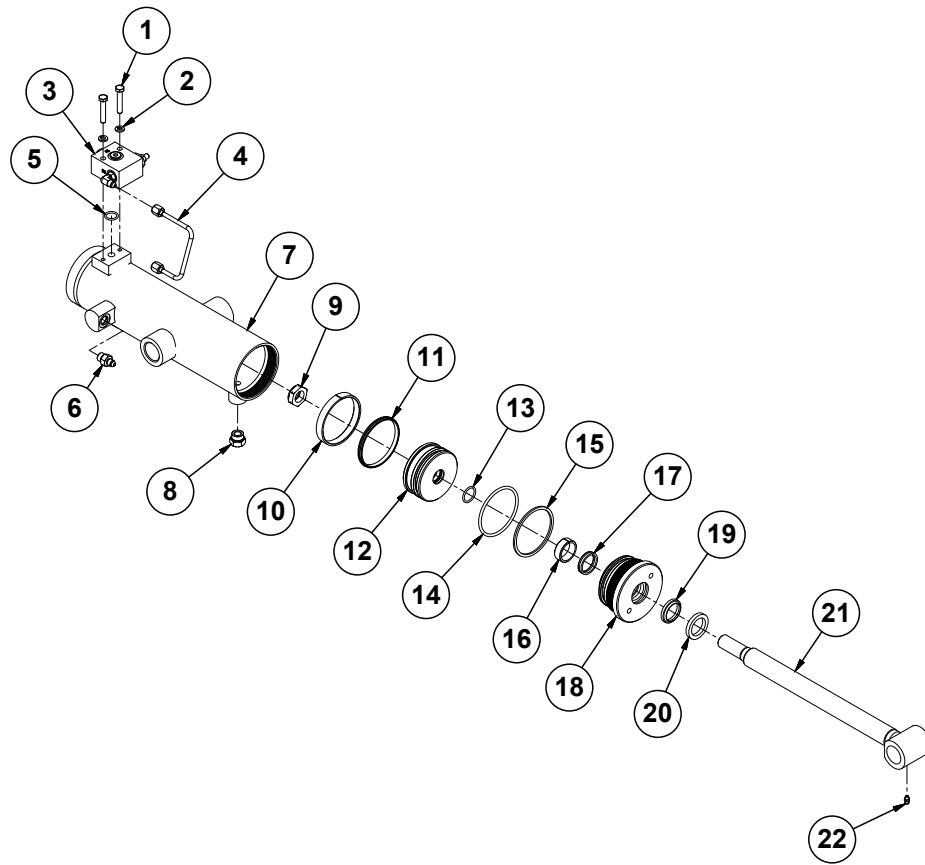
(IP1610)



ITEM	PART NO.	QTY.	DESCRIPTION
1	G11954	2	Hex Head Cap Screw, 5/16"-18 x 1 3/4", Grade 8
2	G10232	2	Lock Washer, 5/16"
3	---	1	<a href="#">See "Wing Cylinder Manifold Block Assembly, 12 Row and 16 Row" on page P273</a>
4	*D12274	1	O-Ring, No. 115
5	G6400-04-06	1	Connector W/O-Ring, 7/16"-20 Male JIC to 1/8"-18 O-Ring
6	G10094601	1	Hydraulic Steel Line, 1/4"
7	10071501	1	Barrel <b>(Non-Stock Item)</b>
8	G6408-08	1	Plug W/O-Ring, 3/4"-16 O-Ring
	GR1037	-	O-Ring
9	GD27235	1	Nylon Lock Nut, 1"-14, Grade 8
10	*10071001	1	Piston Ring
11	GA24796	1	BP Piston Seal
12	GD34646	1	Piston
13	*D29649	1	O-Ring, No. 121
14	*D12270	1	O-Ring, No. 340
15	*D12271	1	BU Ring
16	G10070901	1	Head Gland Wear Ring
17	*D12269	1	U-Cup Seal
18	G10071201	1	Head Gland
19	*D12268	1	Wiper
20	GD12102	1	Ring, 1 1/4"
21	G10070801	1	Rod
22	G10640	1	Grease Fitting, 1/4"-28
A	G10093501	-	Seal Kit, Includes: (4)O-Rings, (1)Wiper, (1)U-Cup, (1)BU Ring, (1)Piston Ring, (1) Piston Seal, (1)Energizer Seal
B	G10071601	-	Hydraulic Cylinder Complete, 3 3/4" x 9.13" (Part Number Stamped on Barrel)

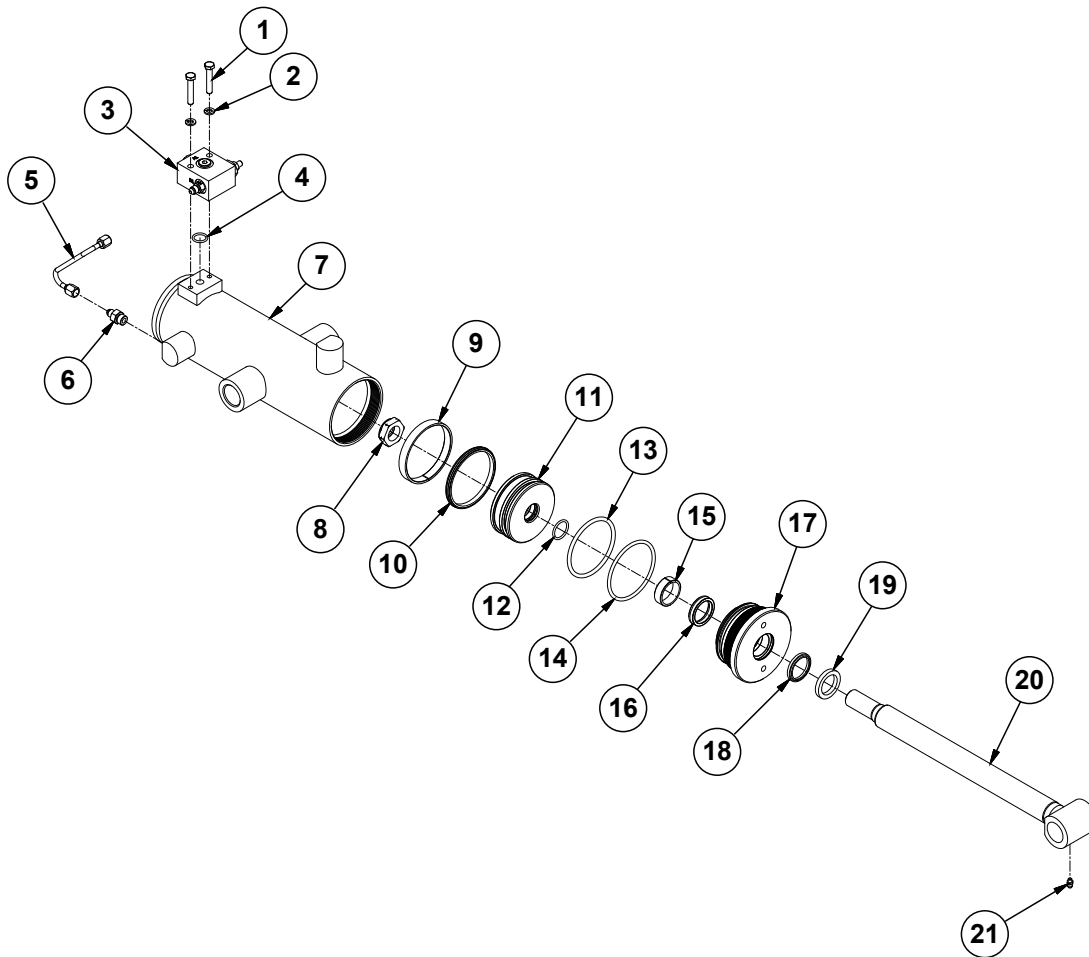
\*Item is part of seal kit, item can not be purchased individually.

(IP1611)



ITEM	PART NO.	QTY.	DESCRIPTION
1	G11954	2	Hex Head Cap Screw, 5/16"-18 x 1 3/4", Grade 8
2	G10232	2	Lock Washer, 9/16"
3	---	1	<a href="#">See "Wing Cylinder Manifold Block Assembly, 12 Row and 16 Row" on page P273</a>
4	G10095701	1	Hydraulic Steel Line, 1/4"
5	*D12274	1	O-Ring, No. 115
6	G6400-04-06	1	Connector W/O-Ring, 7/16"-20 Male JIC to O-Ring
7	G10095201	1	Barrel (Non-Stock Item)
8	G6408-08	1	Plug W/O-Ring, 3/4"-16 O-Ring
	GR1037	-	O-Ring
9	GD27234	1	Nylon Lock Nut, 7/8"-14, Grade 8
10	*10089101	1	Piston Ring
11	*A26168	1	BP Piston Seal
12	G10089201	1	Piston
13	*D30399	1	O-Ring, No. 119
14	*D12231	1	O-Ring, No. 338
15	*D12232	1	BU Ring
16	G10088901	1	Wear Ring
17	*D12251	1	U-Cup
18	G10089001	1	Head Gland
19	*D12210	1	Wiper
20	GD12102	1	Ring
21	G10095401	1	Rod
22	G10640	1	Grease Fitting, 1/4"-28
A	G10089301	-	Hydraulic Cylinder Complete, 3 1/2" x 9.88" (Part Number Stamped on Barrel)
B	G10093401	-	Seal Kit, Includes: (2)Piston Rings, (1)Piston Seal, (1)Energizer Seal, (3)O-Rings, (1)BU Ring, (1)U-Cup, (1)Wiper

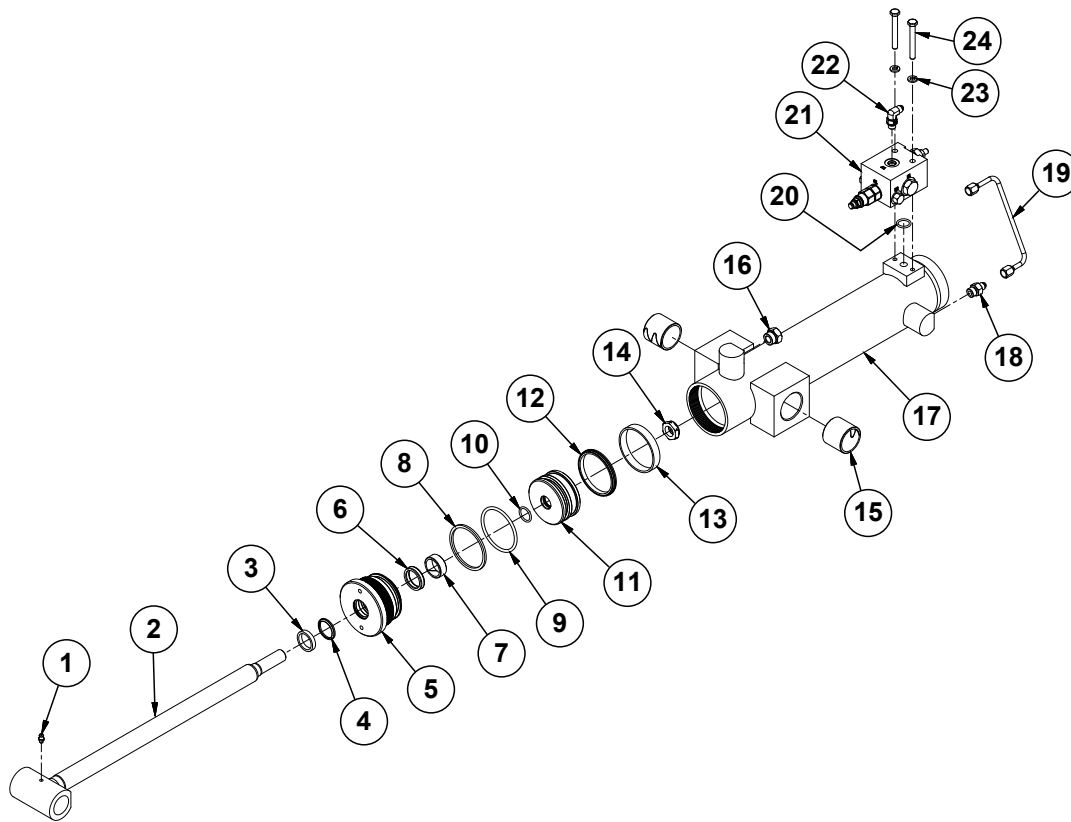
(IP1621)



ITEM	PART NO.	QTY.	DESCRIPTION
1	G11954	2	Hex Head Cap Screw, 5/16"-18 x 1 3/4", Grade 8
2	G10232	2	Lock Washer, 5/16"
3	---	1	<a href="#">See "Wing Cylinder Manifold Block Assembly, 24 Row" on page P274</a>
4	*D12274	1	O-Ring, No. 115
5	G10037501	1	Hydraulic Steel Line, 1/4"
6	G6400-04-06	1	Connector W/O-Ring, 7/16"-20 Male JIC to O-Ring
7	G10036201	1	Barrel (Non-Stock Item)
8	GD27235	1	Nylon Lock Nut, 1"-14, Grade 8
9	*10071001	1	Piston Ring
10	GA24796	1	BP Piston Seal
11	GD34646	1	Piston
12	*D29649	1	O-Ring, No. 215
13	*D12270	1	O-Ring, No. 340
14	*D12271	1	BU Ring
15	*10070901	1	Head Gland Wear Ring
16	*D12269	1	U-Cup Seal
17	G10071201	1	Head Gland
18	*D12268	1	Wiper
19	GD12102	1	Ring
20	G10095801	1	Rod
21	G10640	1	Grease Fitting, 1/4"-28
A	G10036301	-	Hydraulic Cylinder Complete, 3 3/4" x 9.25" (Part Number Stamped on Barrel)
B	G10093501	-	Seal Kit, Includes: (4)O-Rings, (1)Wiper (1)U-Cup, (1)BU Ring, (1)Piston Seal, (1)Piston Rings, (1)Wear Ring



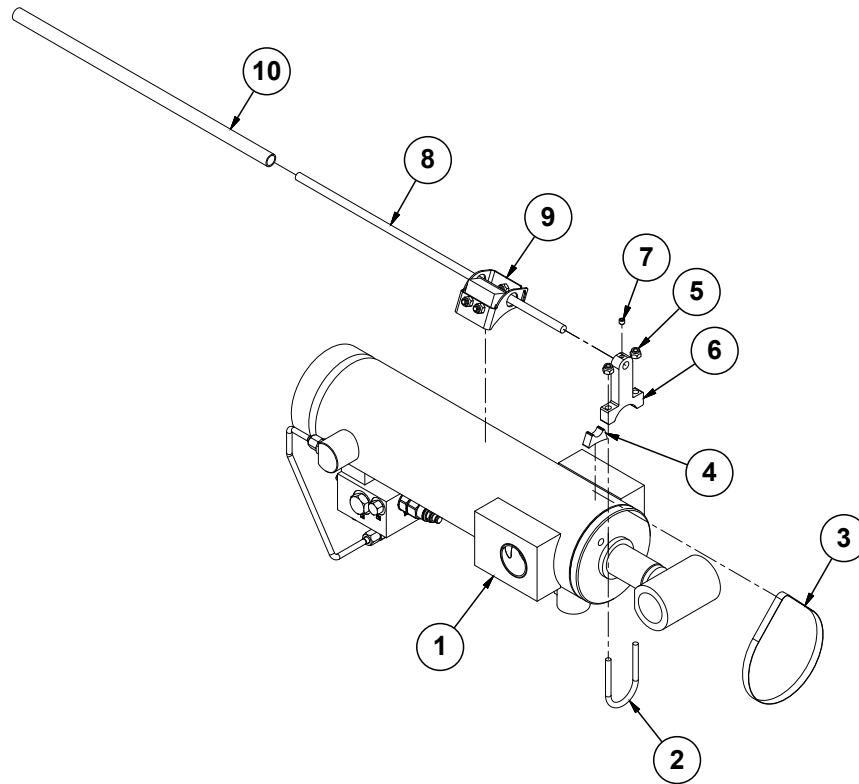
(IP1613)



ITEM	PART NO.	QTY.	DESCRIPTION
1	G10640	1	Grease Fitting, 1/4"-28
2	G10073201	1	Rod
3	GD19662	1	Ring
4	*D19251	1	Wiper
5	G10073501	1	Gland
6	*D19250	1	U-Cup
7	G10130801	1	Wear Ring
8	*D12203	1	BU Ring
9	*D12202	1	O-Ring, No. 334
10	G10130901	1	O-Ring, No. 117
11	G10073401	1	Piston, 3"
12	GA24016	1	BP Piston Seal
13	GD12047	1	Wear Ring
14	GD27233	1	Nylon Lock Nut, 3/4"-16, Grade 8
15	G10046401	2	Spring Bushing, 1 1/4" x 1 1/2"
16	G6408-08	1	Plug W/O-Ring, 3/4"-16 O-Ring
	GR1037	-	O-Ring
17	G10126701	1	Barrel (Non-Stock)
18	G6400-04-06	1	Connector W/O-Ring, 7/16"-20 Male JIC to 5/16"-18 O-Ring
19	G10073701	1	Hydraulic Cylinder Pressure Line
20	GD12274	1	O-Ring, No. 115
21	---	1	<a href="#">See "Master Cylinder Manifold Assembly, 12 Row and 16 Row" on page P275</a>
22	G6801-04-04	1	90° Adjustable Elbow, 7/16"-20
23	G10232	2	Lock Washer, 5/16"
24	G11952	2	Hex Head Cap Screw, 5/16"-18 x 2 1/2", Grade 8
A	G10073101	-	Hydraulic Cylinder Complete, 3" x 13 1/2" (Part Number Stamped on Barrel)
B	GR2145	-	Seal Kit, Includes: (2)Piston Ring, (1)Energizer Seal, (1)Piston Seal, (3) Piston Seal, (1)Wiper, (1)U-Cup, (1)BU Ring



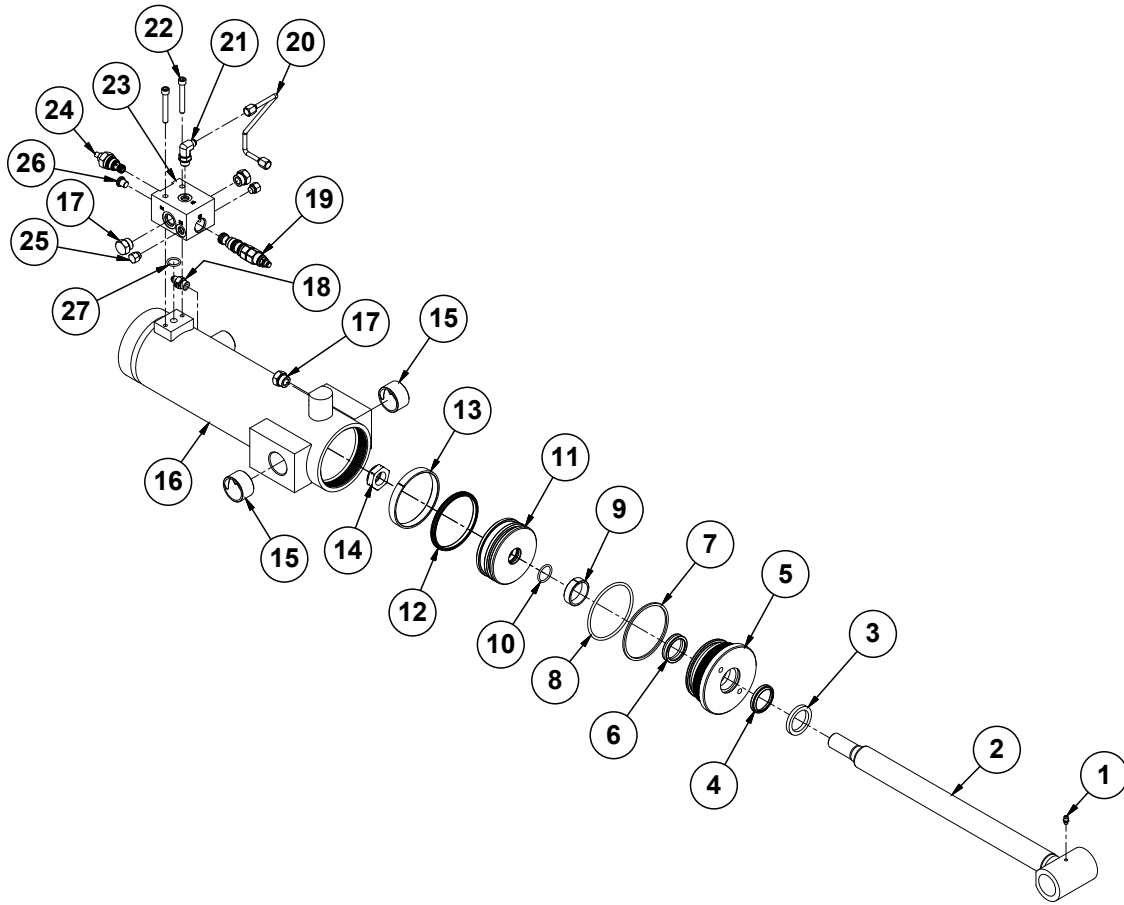
(IP1602)



ITEM	PART NO.	QTY.	DESCRIPTION
1	---	1	<a href="#">See "Master Cylinder (Center), 16 Row" on page P237</a>
2	GD26274	1	U-Bolt, 1½" x ¼"-20
3	G10051001	1	Bolt Clamp, 4" to 7¼"
4	G10099101	1	Cylinder Tube Spacer
5	G11320	2	Lock Nut, ¼"-20, Grade B
6	G10099001	1	Cylinder Rod Bracket
7	G11277	1	Hex Socket Set Screw, ¼"-20 x ¼"
8	GD5175-34	1	Rod, ⅜" Diameter x 17"
9	---	1	<a href="#">See "Implement Switch Assembly" on page P243</a>
10	G10095102	1	Tube, ⅝" O.D. x ½" I.D. x 16¼"
A	G10061701	-	Hydraulic Cylinder Complete, 4" x 12" W/Guide (Part Number Stamped on Barrel)

**\*This is used on 16R30 machines only.**

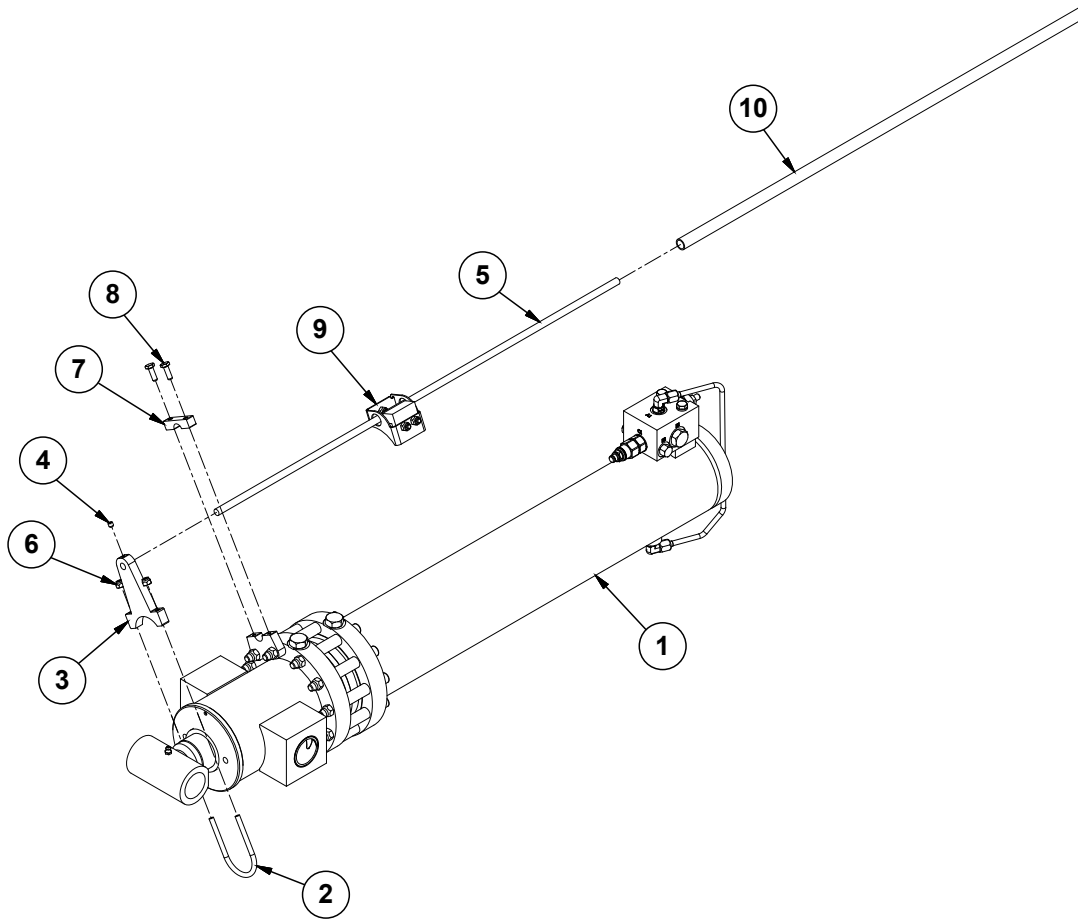
(IP1601)



ITEM	PART NO.	QTY.	DESCRIPTION
1	G10640	1	Grease Fitting, 1/4"-28
2	G10098601	1	Rod
3	GD12103	1	Ring
4	*D12206	1	Wiper, 1 1/2"
5	G10055601	1	Gland
6	*D12252	1	U-Cup
7	GD12222	1	BU Ring
8	GD12221	1	O-Ring, No. 342
9	G10058701	1	Wear Ring
10	*D29649	1	O-Ring, No. 215
11	G10055001	1	Piston
12	GA24037	1	BP Piston Seal
13	G10058801	1	Piston Wear Ring
14	GD27235	1	Nylon Lock Nut, 1"-14, Grade 8
15	G10124801	2	Bushing Spring, 1 1/2" I.D. x 1" Wide
16	G10058601	1	Barrel (Non-Stock Item)
17	G6408-08	3	Plug W/O-Ring, 3/4"-16 O-Ring
	GR1037	-	O-Ring
18	G6400-04-06	1	Connector W/O-Ring, 7/16"-20 Male JIC to 9/16"-18 O-Ring
19	GA20697	1	Counterbalance Valve
20	G10055501	1	Hydraulic Steel Line, 1/4"
21	G6801-04-04	1	90° Adjustable Elbow, 7/16"-20
22	G10061201	2	Hex Socket Head Cap Screw, 5/16"-18 x 2 1/4"
23	GD34633	1	Manifold Block
24	GD33361	1	Direct Acting Inverse Relief Valve
25	G6408-04	2	Plug W/O-Ring, 7/16"-20 O-Ring
	GR1465	-	O-Ring
26	G6408-H04-0	1	Hex Socket Head Plug, 7/16"-20
27	GD12274	1	O-Ring, No. 115
A	G10058501	-	Hydraulic Cylinder Complete, 4" x 12" (Part Number Stamped on Barrel)
B	G10093601	-	Seal Kit, Includes: (2)Piston Ring, (1)Energizer Seal, (1)Piston Seal, (3) Piston Seal, (1)Wiper, (1)U-Cup, (1)BU Ring

\*Item is part of seal kit, item can not be purchased individually.

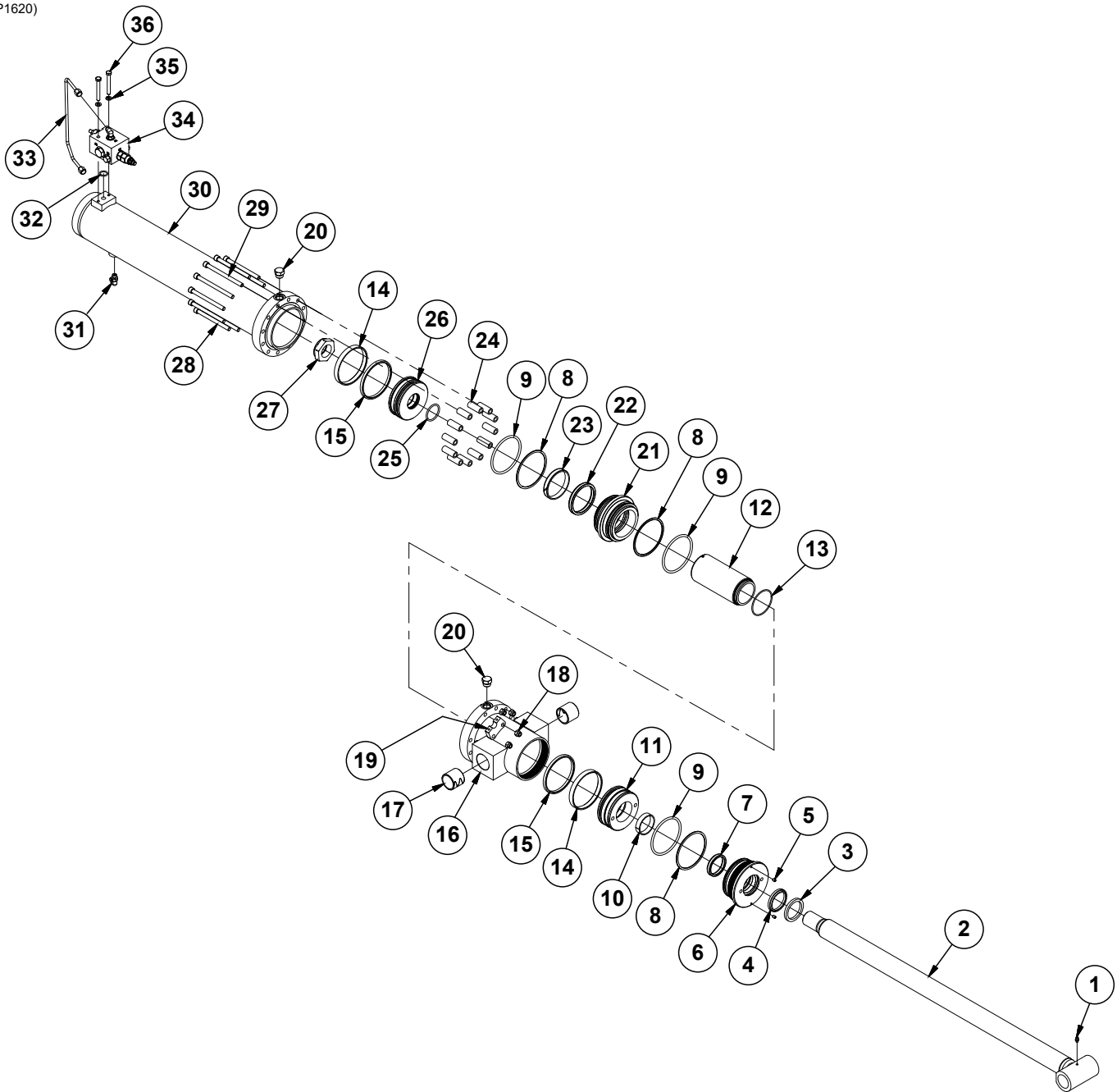
(IP1619)



ITEM	PART NO.	QTY.	DESCRIPTION
1	---	1	<a href="#">See "Master Cylinder (Center), 24 Row" on page P241</a>
2	GD26672	1	U-Bolt, 2" Diameter, 1/4"-20
3	G10048701	1	Cylinder Rod Bracket
4	G11277	1	Hex Socket Set Screw, 1/4"-20 x 1/4"
5	GD5175-33	1	Rod, 3/8" Diameter x 30"
6	G11320	2	Lock Nut, 1/4"-20, Grade B
7	G10049101	1	Cylinder Rod Bracket
8	G10023	2	Hex Head Cap Screw, 1/4"-20 x 3/4"
9	---	1	<a href="#">See "Implement Switch Assembly" on page P243</a>
10	G10095101	1	Tube, 5/8" O.D. x 1/2" I.D. x 30"
A	G10047201	-	Hydraulic Cylinder Complete, 4 1/4" x 23.776", R.H. (Part Number Stamped on Barrel)

**This page left blank intentionally.**

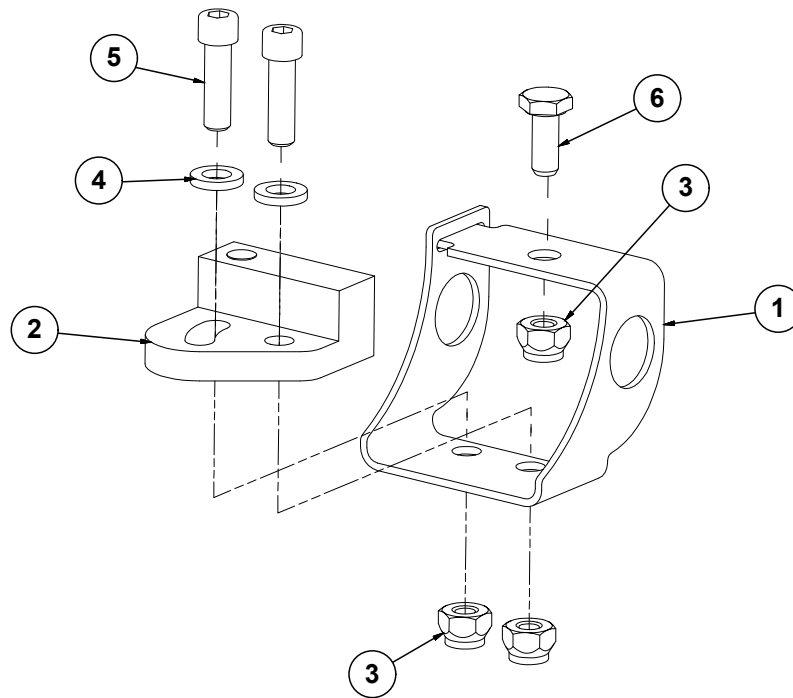
(IP1620)



ITEM	PART NO.	QTY.	DESCRIPTION
1	G10640	1	Grease Fitting, 1/4"-28
2	G10045701	1	Rod, 2"
3	GD12106	1	Ring
4	*D12240	1	Wiper, 2"
5	G10076701	2	Hex Set Screw, 1/4"-20 x 5/16"
6	G10076601	1	Gland
7	*D12255	1	U-Cup
8	*D12219	3	BU Ring
9	*D12216	3	O-Ring, No. 344
10	*D21469	1	Wear Ring
11	G10043301	1	Piston, 4 1/4"
12	G10043101	1	Cylinder Sleeve, 4 1/4"
13	*10044501	1	O-Ring, No. 147
14	*D12003	2	Wear Ring
15	GA26334	2	BP Piston Seal Assembly
16	10046101	1	Barrel <b>(Non-Stock Item)</b>
17	G10046401	2	Spring Bushing, 1 1/4" x 1 1/2"
18	G10901	12	Lock Nut, 3/8"-16
19	G10046601	1	Cylinder Rod Bracket
20	G6408-08	2	Plug W/O-Ring, 3/4"-16 O-Ring
	GR1037	-	O-Ring
21	G10042901	1	Middle Gland
22	GD36215	1	U-Cup
23	GD36212	1	Nylon Wear Ring
24	G10046301	12	Cylinder Sleeve
25	*D30432	1	O-Ring, No. 223
26	G10043001	1	Piston, 4 1/4"
27	GD27238	1	Nylon Lock Nut, 1 1/2"-12, Grade 8
28	G10044901	10	Hex Socket Head Cap Screw, 3/8"-16 x 4 1/2", Grade 8
29	G10044801	2	Hex Socket Head Cap Screw, 3/8"-16 x 5", Grade 8
30	10042401	1	Barrel <b>(Non-Stock Item)</b>
31	G6801-04-04	1	90° Adjustable Elbow, 7/16"-20
32	GD12274	1	O-Ring, No. 115
33	G10042801	1	Hydraulic Steel Line, 1/4"
34	---	1	<a href="#">See "Master Cylinder Manifold Assembly, 24 Row" on page P276</a>
35	G10232	2	Lock Washer, 5/16"
36	G11952	2	Hex Head Cap Screw, 5/16"-18 x 2 1/2", Grade 8
A	G10042501	-	Hydraulic Cylinder Complete, 4 1/4" x 23.776" <i>(Part Number Stamped on Barrel)</i>
B	G10094501	-	Seal Kit, Includes: (1)Wiper, (2)U-Cup, (3)O-Ring, (1)BU Ring, (3)Wear Ring, (2)Piston Seal

\*Item is part of seal kit, item can not be purchased individually.

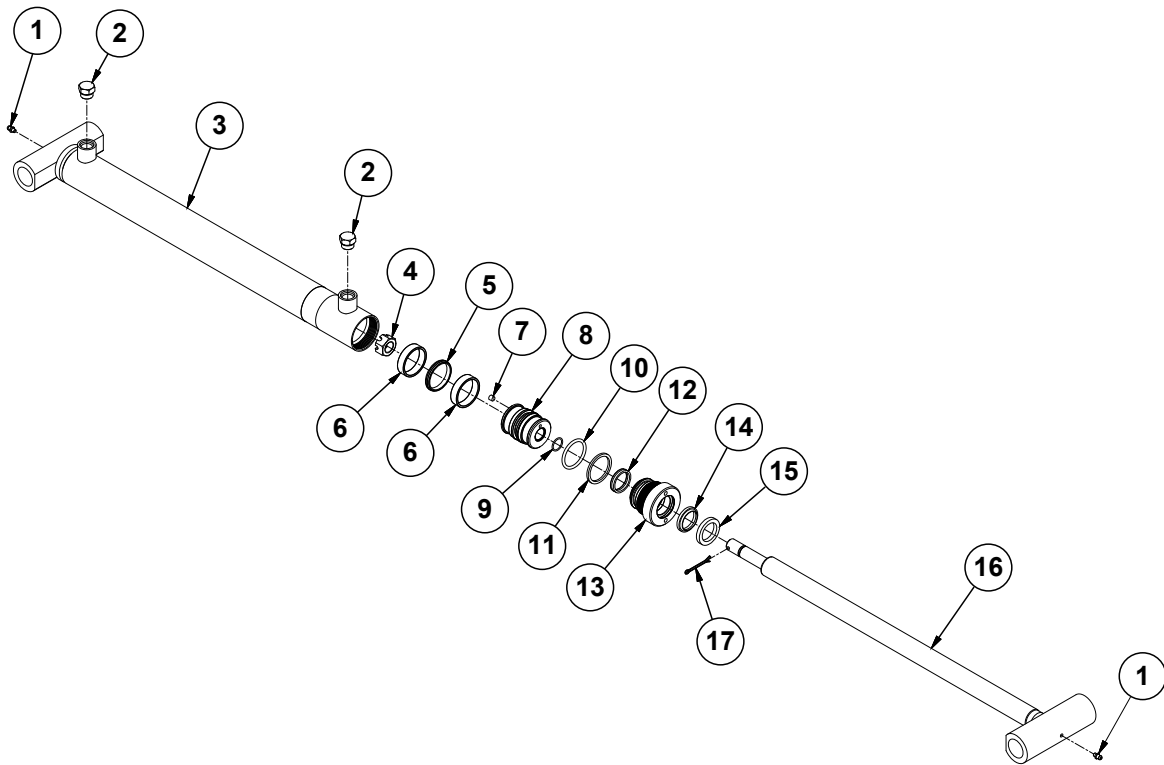
(10049301)



ITEM	PART NO.	QTY.	DESCRIPTION
1	G10049201	1	Implement Switch Bracket
2	GA18353	1	Position Switch Magnetic Reed
3	G11320	3	Lock Nut, 1/4"-20, Grade B
4	G11328	2	Washer, 1/4"
5	G10252	2	Hex Socket Head Cap Screw, 1/4"-20 x 7/8", Grade 8
6	G10020	1	Hex Head Cap Screw, 1/4"-20 x 5/8"
7	G10203604	1	Implement Switch Extension Harness, 61"



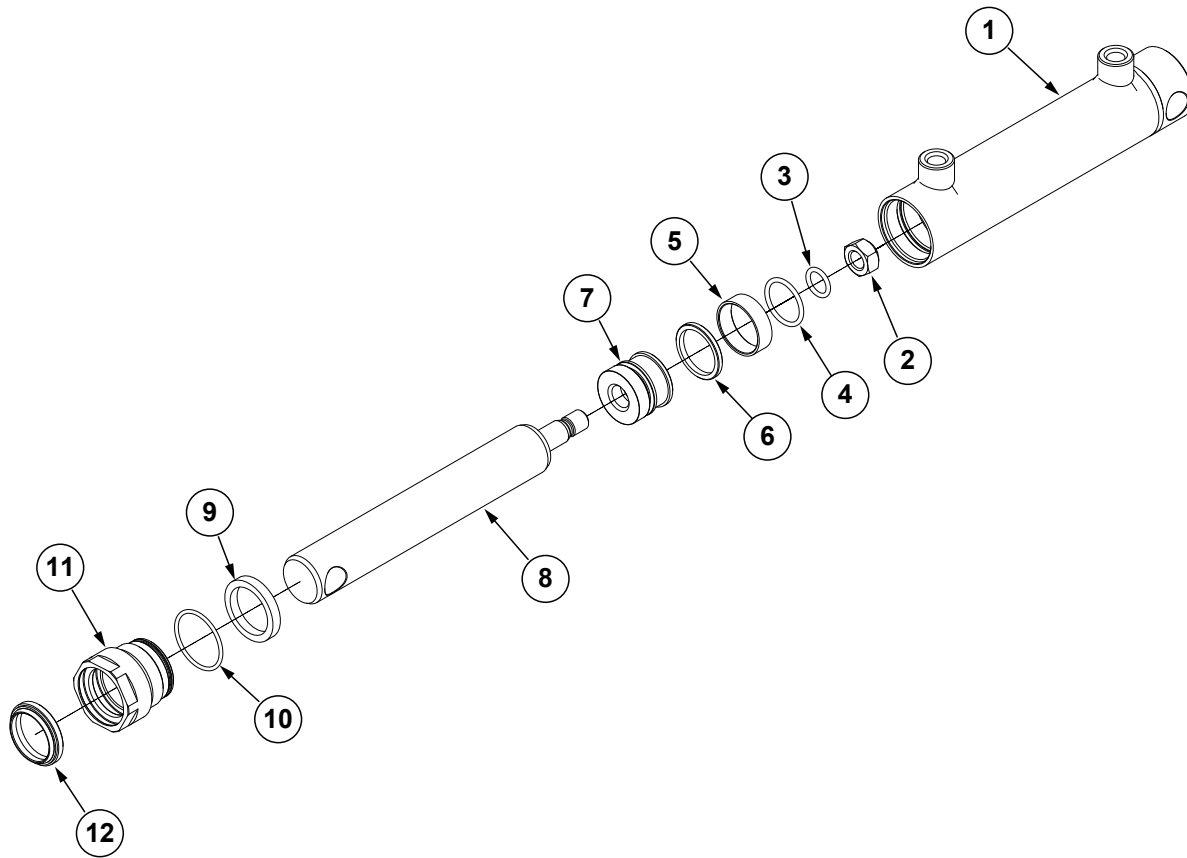
(IP1609)



ITEM	PART NO.	QTY.	DESCRIPTION
1	G10640	2	Grease Fitting, 1/4"-28
2	G6408-08 GR1037	2 -	Plug W/O-Ring, 3/4"-16 O-Ring O-Ring
3	A17326	1	Barrel <b>(Non-Stock Item)</b>
4	G11897	1	Hex Nut, 3/4"-16, Grade 5
5	*A26166	1	BP Piston Seal, 2"
6	*D12150	2	Wear Ring
7	GD29315	1	Flow Restrictor Orifice, .015" Diameter
8	G10057101	1	Piston W/Bleed, 2"
9	*D12237	1	O-Ring, No. 018
10	*D12235	1	O-Ring, No. 326
11	*D12236	1	Back-Up Ring
12	*D12251	1	U-Cup
13	GD17080	1	Gland
14	*D12210	1	Wiper
15	GD12102	1	Ring
16	GA17328	1	Rod
17	G10827	1	Cotter Pin, 1/8" x 1 3/4"
A	G10259401	-	Hydraulic Cylinder Complete, 2" x 20" ( <i>Part Number Stamped on Barrel</i> )
B	GR2112	-	Seal Kit, Includes, (1)Wear Ring, (2)O-Ring, (1)BP Piston Seal, (1)BU Ring, (1)U-Cup, (1)Wiper

\*Item is part of seal kit, item can not be purchased individually.

(IP1531)

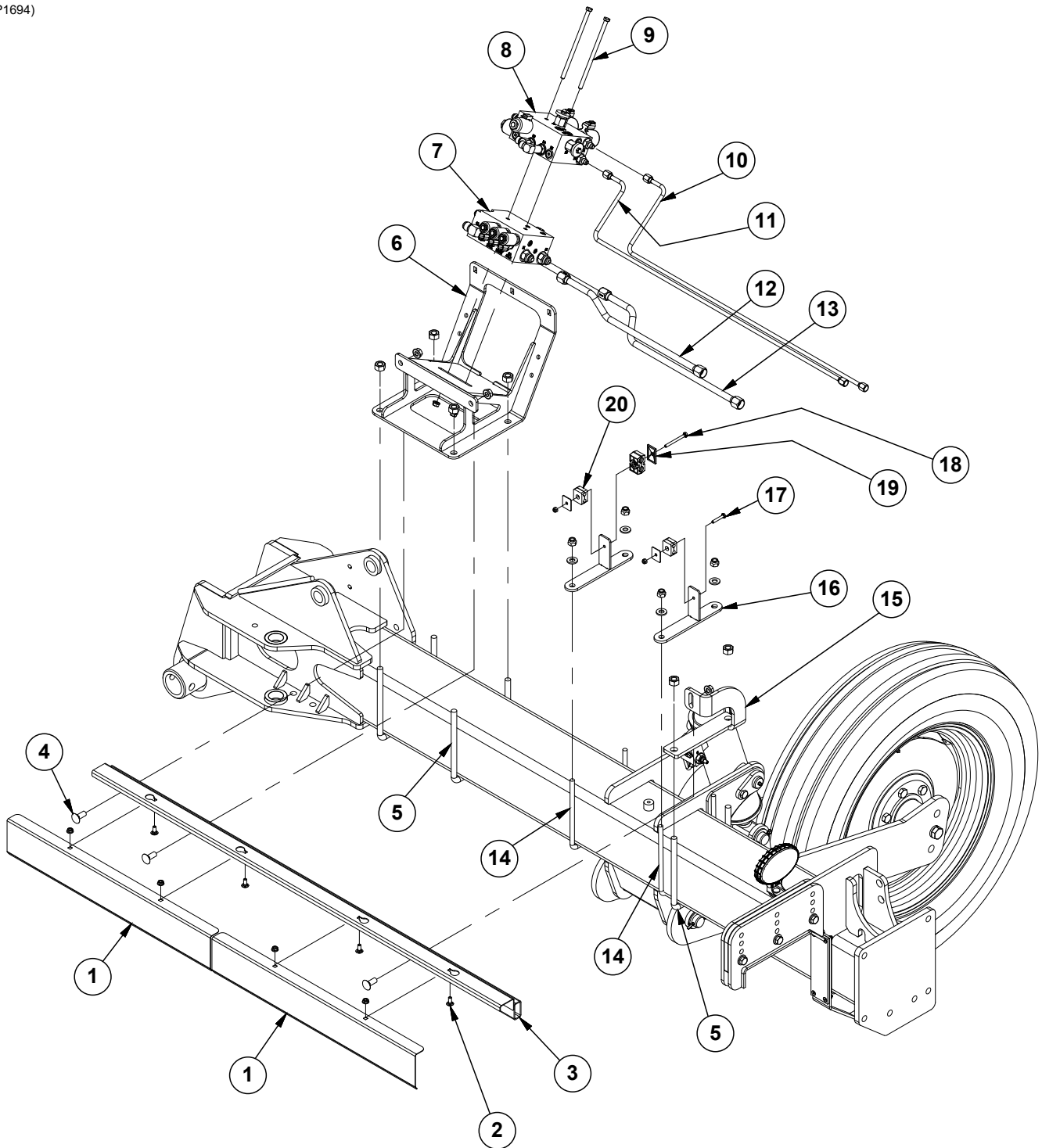


ITEM	PART NO.	QTY.	DESCRIPTION
1	R2282	1	Barrell (Non-Stock Item)
2	*R2309	1	Piston Nut
3	*R2303	1	O-Ring
4	*R2300	1	Piston O-Ring
5	*R2302	1	Wear Band
6	*R2301	1	Piston Seal
7	*R2308	1	Piston
8	*R2281	1	Cylinder Rod
9	*R2305	1	Rod Seal
10	*R2304	1	O-Ring
11	*R2283	1	Head Gland
12	*R2307	1	Wiper
A	GA25261	-	Cylinder Complete, 1¼" x 4¼"
B	GR2362	-	Piston Rod and Seals Assembly, Includes Items 2-8
C	GR2363	-	Head Gland and Seals Assembly, Includes Items 9-12

\* Item is part of sub-assembly, item can not be purchased individually.

**This page left blank intentionally.**

(IP1694)

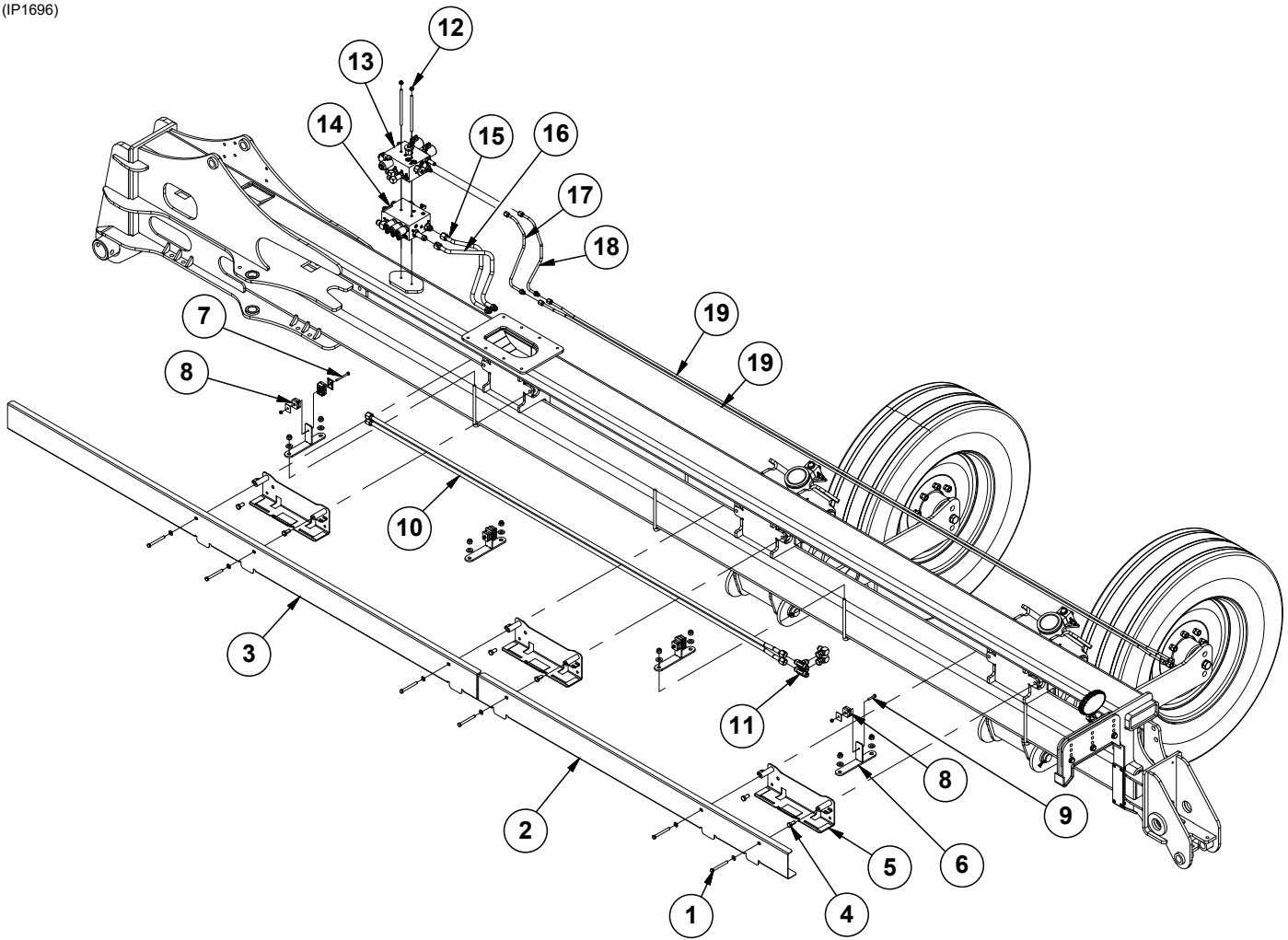


ITEM	PART NO.	QTY.	DESCRIPTION
1	GD36249	2	Rail Cover Plate
2	G10312	4	Carriage Bolt, 5/16"-18 x 3/4"
	G10620	4	Serrated Flange Nut, 5/16"-18
3	GA26253	2	Rail
4	G10574	3	Carriage Bolt, 1/2"-13 x 1 1/4"
	G10071	3	Serrated Flange Nut, 1/2"-13
5	GD1114	3	U-Bolt, 7" x 7" x 5/8"-11
	G11415	6	Serrated Flange Nut, 5/8"-11
6	G10031001	1	Hydraulic Block Mount
7	---	1	<a href="#">See "Lift Valve Block Assembly" on page P269</a>
8	---	1	<a href="#">See "Row Marker/Transport Valve Block Assembly" on page P268</a> (L.H. Shown)
	---	1	<a href="#">See "Bulk Fill/Pressure Valve Block" on page P277</a> (R.H.)
9	G11048	2	Hex Head Cap Screw, 3/8"-16 x 2"
	G10622	2	Serrated Flange Nut, 3/8"-16
10	G10141501	1	Hydraulic Steel Line, 3/8", L.H. (Shown)
	G10143201	2	Hydraulic Steel Line, 3/8", R.H.
11	G10141401	1	Hydraulic Steel Line, 3/8"
12	G10115001	1	Hydraulic Steel Line, 5/8", L.H. (Shown)
	G10115201	1	Hydraulic Steel Line, 5/8", R.H.
13	G10115101	1	Hydraulic Steel Line, 5/8", L.H. (Shown)
	G10115301	1	Hydraulic Steel Line, 5/8", R.H.
14	GD7145	2	U-Bolt, 7" x 7" x 1/2"-13
	G11389	4	Flat Washer, 1/2" Plated SAE
	G10111	4	Lock Nut, 1/2"-13
15	G10039301	1	Rail Mount
16	G10090701	2	Tube Mount
17	G10021	1	Hex Head Cap Screw, 1/4"-20 x 1 1/2"
	G10110	1	Lock Nut, 1/4"-20, Grade B
18	G11929	1	Hex Head Cap Screw, 1/4"-20 x 2 3/4", Grade 5
	G10110	1	Lock Nut, 1/4"-20, Grade B
19	GD36494	1	Hose Clamp Plate
	GD36426	1	Hydraulic Clamp Set
20	G10090301	2	Hydraulic Clamp Set
	G10090201	2	Hose Clamp Plate



ITEM	PART NO.	QTY.	DESCRIPTION
1	GD36246	2	Rail Cover Plate
2	G10620	4	Serrated Flange Nut, 5/16"-18
	G10312	4	Carriage Bolt, 5/16"-18 x 3/4"
3	GA26252	1	Rail
4	G10574	4	Carriage Bolt, 1/2"-13 x 1 1/4"
	G10071	4	Serrated Flange Nut, 1/2"-13
5	GD1114	3	U-Bolt, 7" x 7" x 5/8"-11
	G10230	6	Lock Washer, 5/8"
	G10104	6	Hex Nut, 5/8"-11
6	G10031001	1	Hydraulic Block Mount
7	G10954	2	Hex Head Cap Screw, 3/8"-16 x 7"
	G11387	2	Flat Washer, 3/8" SAE
	G10622	2	Serrated Flange Nut, 3/8"-16
8	---	2	<a href="#">See "Lift Valve Block Assembly" on page P269</a>
9	---	1	<a href="#">See "Row Marker/Transport Valve Block Assembly" on page P268</a> (L.H. Shown)
	---	-	<a href="#">See "Bulk Fill/Pressure Valve Block" on page P277</a> (R.H.)
10	G10105601	1	Hydraulic Steel Line, 3/8", L.H. (Shown)
	G10113401	2	Hydraulic Steel Line, 3/8", R.H.
11	G10105701	1	Hydraulic Steel Line, 3/8"
12	G10105901	1	Hydraulic Steel Line, 5/8", L.H. (Shown)
	G10113801	1	Hydraulic Steel Line, 5/8", R.H.
13	G10105801	1	Hydraulic Steel Line, 5/8", L.H. (Shown)
	G10113901	-	Hydraulic Steel Line, 5/8", R.H.
14	G2603-10	2	Tee, 7/8"-14 Male JIC
15	GD7145	3	U-Bolt, 7" x 7" x 1/2"-13
	G11389	6	Flat Washer, 1/2" Plated SAE
	G10111	6	Lock Nut, 1/2"-13
16	G10090701	3	Tube Mount
17	G10039301	1	Rail Mount
18	G11929	3	Hex Head Cap Screw, 1/4"-20 x 2 3/4", Grade 5
	GD36494	3	Hose Clamp Plate
	GD36426	3	Hydraulic Clamp Set
19	G10090301	3	Hydraulic Clamp Set
	G10090201	3	Hose Clamp Plate
	G10110	3	Lock Nut, 1/4"-20, Grade B

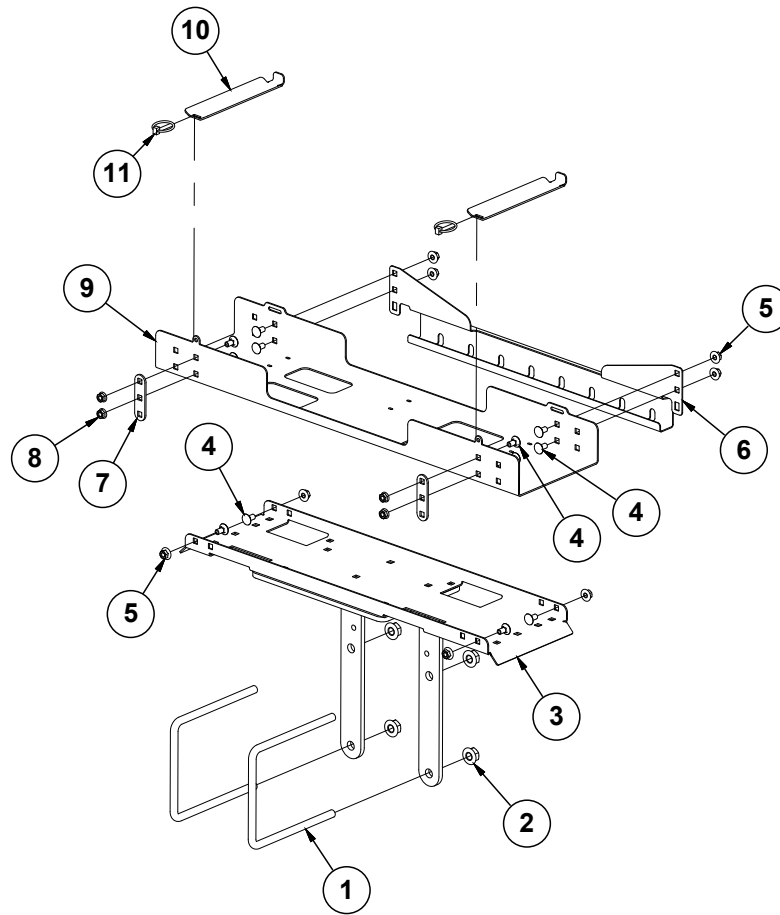
(IP1696)





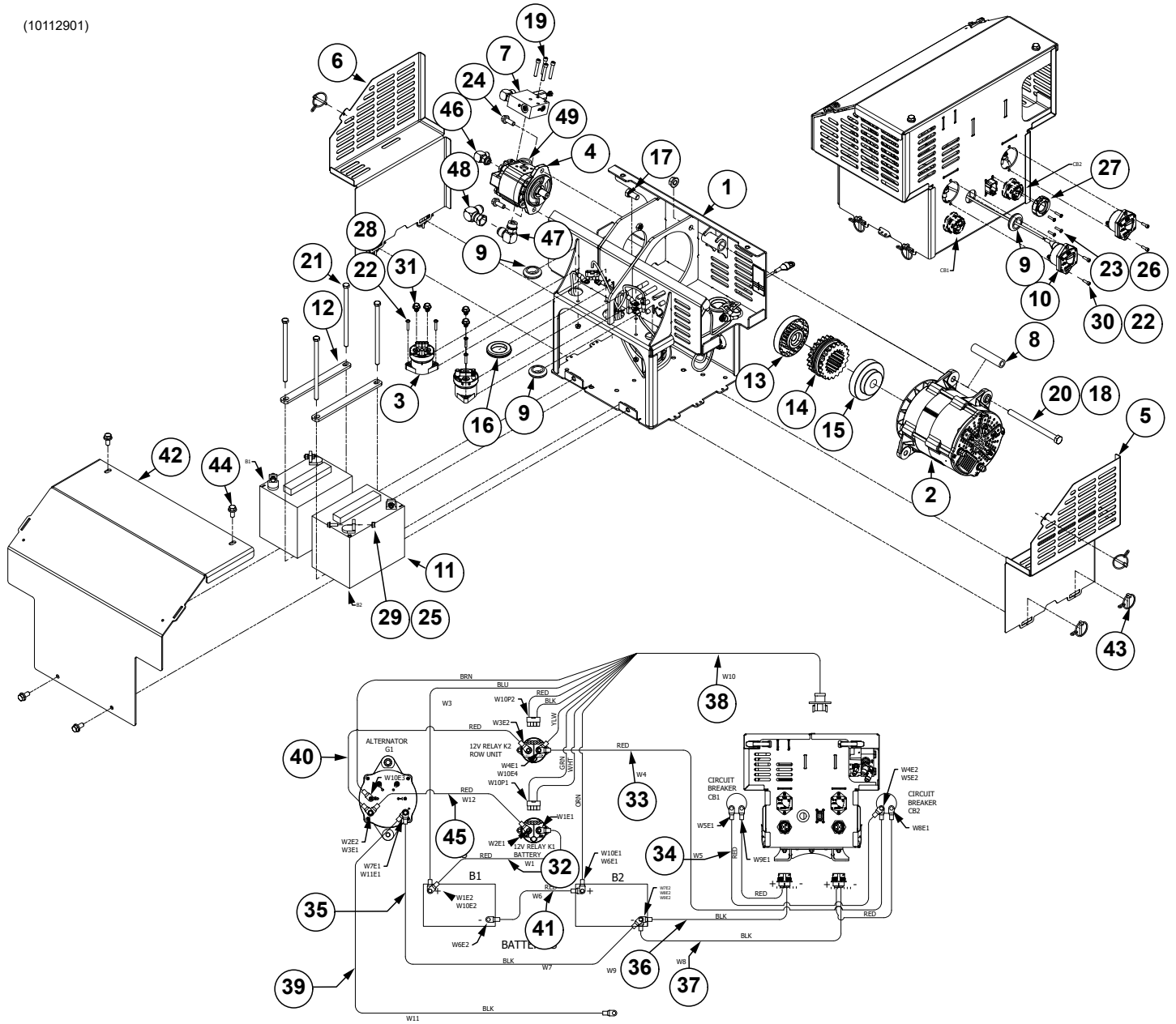
ITEM	PART NO.	QTY.	DESCRIPTION
1	G10061	6	Hex Head Cap Screw, 3/8"-16 x 3 1/2"
	G11387	6	Flat Washer, 3/8" SAE
2	G10139901	1	Outer Rail, L.H. (Shown)
	G10140101	-	Outer Rail, R.H.
3	G10139801	1	Inner Rail, L.H. (Shown)
	G10140001	-	Inner Rail, R.H.
4	G11711	6	Hex Head Cap Screw, 1/2"-13 x 1", Grade 5
	G10071	6	Serrated Flange Nut, 1/2"-13
5	G10120301	3	Rail Mount
6	G10090701	4	Tube Mount
	GD7145	4	U-Bolt, 7" x 7" x 1/2"-13
	G11389	8	Flat Washer, 1/2" Plated SAE
	G10111	8	Lock Nut, 1/2"-13
7	G10746	3	Hex Head Cap Screw, 1/4"-20 x 2 3/4"
	GD36494	3	Hose Clamp Plate
	GD36426	3	Hydraulic Clamp Set
8	G10090301	4	Hydraulic Clamp Set
	G10090201	4	Hose Clamp Plate
	G10110	4	Lock Nut, 1/4"-20, Grade B
9	G10021	1	Hex Head Cap Screw, 1/4"-20 x 1 1/2"
10	G10091601	2	Hydraulic Steel Line, 5/8"
11	G2603-10	2	Tee, 7/8"-14 Male JIC
	G6500-10	2	Swivel Elbow, 90°, 7/8"-14 x 1 1/16"-12
12	G10108	2	Lock Nut, 3/8"-16
	GD26508	2	Threaded Rod, 7/4"
13	---	1	<a href="#">See "Row Marker/Transport Valve Block Assembly" on page P268</a> (L.H. Shown)
	---	-	<a href="#">See "Bulk Fill/Pressure Valve Block" on page P277</a>
14	---	1	<a href="#">See "Lift Valve Block Assembly" on page P269</a>
15	G10091401	1	Hydraulic Steel Line, 5/8", L.H. (Shown)
	G10092401	-	Hydraulic Steel Line, 5/8", R.H.
16	G10091501	1	Hydraulic Steel Line, 5/8", L.H. (Shown)
	G10092301	-	Hydraulic Steel Line, 5/8", R.H.
17	G10092001	1	Hydraulic Steel Line, 3/8"
18	G10092101	1	Hydraulic Steel Line, 3/8"
19	G10092201	2	Hydraulic Steel Line, 3/8"

(IP1693)



ITEM	PART NO.	QTY.	DESCRIPTION
1	GD1114	2	U-Bolt, 7" x 7" x 5/8"-11
2	G11415	4	Serrated Flange Nut, 5/8"-11
3	G10071901 G10070301	1 -	4905 Hydraulic Hose Tray, R.H. (Shown) 4905 Hydraulic Hose Tray, L.H.
4	G10308	12	Carriage Bolt, 3/8"-16 x 3/4"
5	G11091	8	Serrated Flange Nut, 3/8"-16
6	G10070201	1	Wing Harness Tray Plate
7	GD25650	2	Tray Support Plate
8	G10622	4	Serrated Flange Nut, 3/8"-16
9	G10066801	1	Air Hose Tray
10	G10066901	2	Hose Clamp Bracket
11	GD2558	2	Lynch Pin, 1/4"

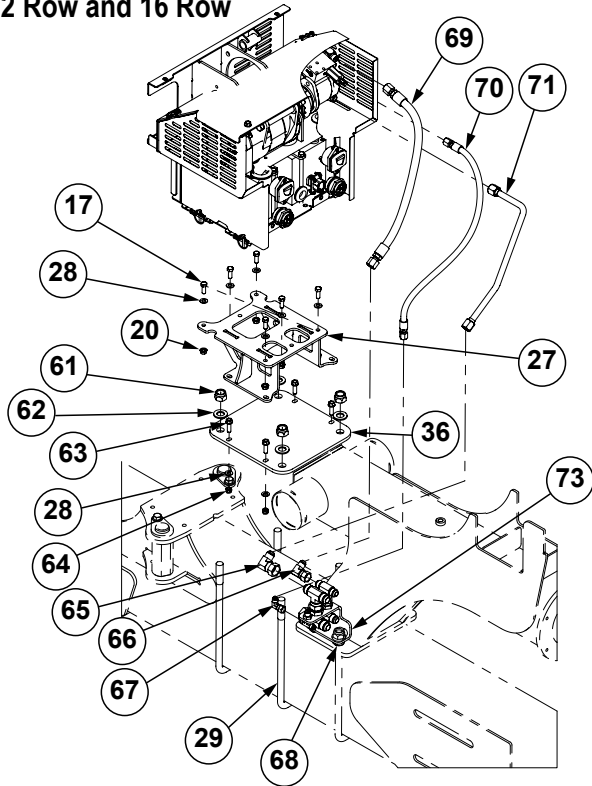
(10112901)



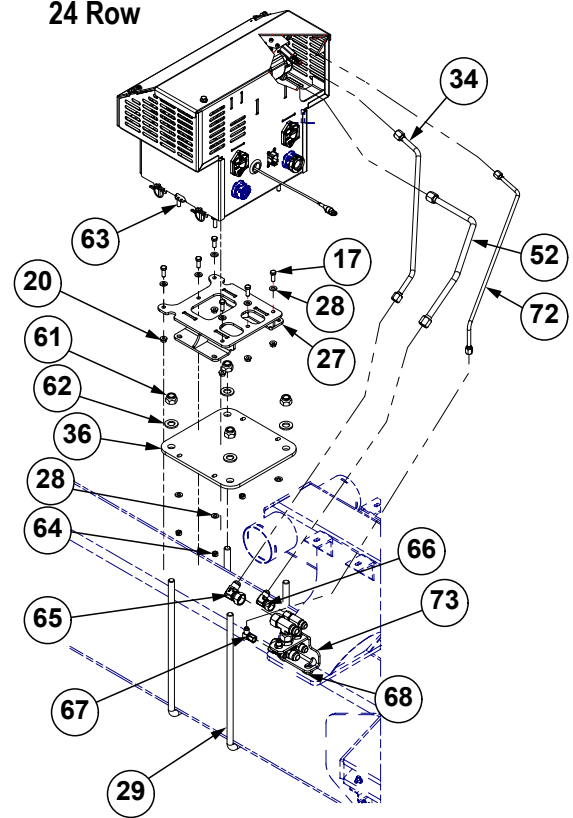
COMPONENT HOOKUP CHART

ITEMS	REF DES	FROM	USED W/ ITEM	TO	USED W/ ITEM	COLOR	FUNCTION
42	W1	B1+	E2	K1A2	F1	RED	PWR
45	W12	K1A1+	E1	S21+	E2	RED	PWR
43	W3	CS1+	F1	K2A1+	E2	RED	PWR
34	W4	K2A2	F1	CS2 IN	F2	BLK	PWR
41	W5	CB1 LINE	E1	CS2 LINE	E2	BLK	PWR
35	W6	B2+	E1	B1	E2	RED	PWR
36	W7	B2	E2	GR2	E1	BLK	GRD
37	W8	PAN	J1	CB2 LOAD	E1	RED	PWR
36	W9	PAN	J1	CB1 LOAD	E1	RED	PWR
				CS2	E2	BLK	GRD
38	W10	PAN	J1	K2	F2	RED/BLK	BU PWR RELAY (PWR&GRD)
				A1	E3	BRN	ALTERNATOR SENSE FRGQ
				K2A2	E5	Y/W	BU PWR FEEDBACK
				K1	F1	GRN/WHIT	BATTERY PACK RELAY (PWR&GRD)
				B1+	E2	BLU	BATTERY #1 VOLTAGE MONITOR
39	W11	GRD	E2	B2+	E1	ORN	BATTERY #2 VOLTAGE MONITOR
				NC	E3	BLK	PAINTERS GROUND

12 Row and 16 Row



24 Row



ITEM	PART NO.	QTY.	DESCRIPTION
1	G10416001	1	Battery Box
2	*A26673 **GA19301	1 -	Alternator, Style A (Manufactured by Dixie) Alternator, Style B (Manufactured by Prestolite)
3	G10584701	2	Contactors
4	G10169501 GR2382	1	Hydraulic Motor Seal Kit
5	GD36822	1	Battery Box Vent
6	GD36821	1	Battery Box Vent
7	---	1	<a href="#">See "Power Pack Hydraulic Motor Valve Block" on page P270</a>
8	G10318901	1	Sleeve, 3/4" x 3.85"
9	GD22200	3	Grommet, 1"
10	GD28354	2	Circuit Breaker, 100 Amp Panel Mount
11	GD28363	2	Battery, 12 Volt
12	G10114001	2	Battery Strap
13	GD36680	1	Half Coupler
14	GD36681	1	Sleeve W/Retaining Ring
15	GD36682	1	Half Coupler
16	GR2126	2	1 1/2" Push-In Grommet
17	G10001	-	Hex Head Cap Screw, 3/8"-16 x 1"
18	G10071	1	Serrated Flange Nut, 1/2"-13
19	G11418	4	Hex Socket Head Cap Screw, 1/4" x 1 1/2"
20	G10622	-	Serrated Flange Nut, 3/8"-16
21	G10954	4	Hex Head Cap Screw, 3/8"-16 x 7"
22	G10992	8	Serrated Flange Nut, No. 10-24

Continued on following pages.

## Power Pack Assembly

M0307-02

Model 4905

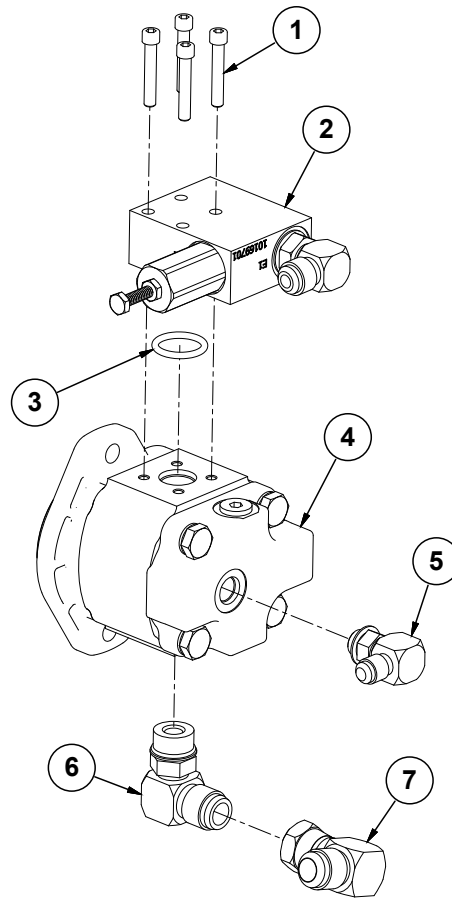
ITEM	PART NO.	QTY.	DESCRIPTION
23	G11067	4	Phillips Pan Head Machine Screw, No. 8-32 x ¾", Stainless Steel
24	G11124	2	Hex Serrated Flange Cap Screw, ⅝"-16 x 1"
25	G11166	4	Hex Socket Flange Cap Screw, ¼"-20 x ¾"
26	G11202	4	Lock Nut W/Nylon Insert, No. 8-32, Stainless Steel
27	G10025801 GA26681	---	Base Mount, 12 Row and 16 Row Base Mount, 24 Row
28	G11387	-	Flat Washer, ⅜" SAE
29	GD25235 GD25499	2 2	U-Bolt, 8" x 14" x ¾"-10, 12 Row and 16 Row U-Bolt, 8" x 16" x ¾"-10, 24 Row
30	G11588	4	Hex Socket Head Cap Screw, No. 10-24 x ⅝"
31	G12219-12	4	Hex Serrated Flange Cap Screw, M8-1.25 x 12
32	GA26683	1	Red Cable, 4 Gauge x 15"
33	GA26684	1	Red Cable, 4 Gauge x 28"
34	G10128901	-	Hydraulic Steel Line, 1/2"
35	G10105	4	Hex Nut, ¾"-10
36	GD27019	1	Power Pack Mount
37	GA26688	1	Row Unit Battery Box Harness, Power 2
38	G10600701	1	Compact Power Pack Sensor Harness
39	G10179206 G10477101	1	Cable, 4 Gauge, Black (⅝" Ring - ⅜" Ring) x 54", Style A Cable, 4 Gauge, Black (⅜" Ring x ⅜" Ring) x 42", Style B
40	GA25023	1	Cable, 4GA, ⅝" to ⅝"
41	GA25993	1	Cable, 4GA x 14"
42	GD36820	1	Battery Box Cover
43	G10439801	6	Pin W/Chain
44	G11123	4	Hex Serrated Flange Cap Screw, ⅝"-16 x ¾"
45	GA26926	1	Cable, 4GA Red/Cover x 32"
46	G6801-06 GR1045	1 -	Elbow W/O-Ring, 90°, ⅝"-18 Male JIC To O-Ring O-Ring
47	G6801-10 GR1466	1	Elbow W/O-Ring, 90°, ⅞"-14 Male JIC To O-Ring O-Ring
48	G6500-10	1	Swivel Elbow, 90°, ⅞"-14 Male JIC To Female
49	GD30262	1	O-Ring, No. 213
50	GD25007	1	Deutsch Cap, Size 24
51	G10108	4	Lock Nut, ⅜"-16
52	G10129001	---	Hydraulic Steel Line, ⅝"
53	---	1	<a href="#">See "Power Pack Hydraulic Motor Valve Block" on page P270</a>
54	G11472	4	Phillips Pan Head Machine Screw, No. 10-24 x 1"
55	G11528	4	Hex Nut W/External Tooth Washer, ¼"-20
56	GA26685	1	Red Cable, 4 Gauge x 19"
57	GA26686 G10477201	1 -	Cable, 4 Gauge Black (¼" Ring - ⅝" Ring) x 12", Style A Cable, 4 Gauge Black (¼" Ring - ⅜" Ring) x 12", Style B
58	GA26687	1	Row Unit Battery Box Harness, Power 1
59	G10014	1	Hex Head Cap Screw, ½"-13 x 1"
60	G10829	1	Hex Head Cap Screw, ½"-13 x 6½"
61	G10112	-	Lock Nut, ¾"-10
62	G11392		Flat Washer, ¾" SAE
63	G11204		Hex Serrated Flange Cap Screw, ⅝"-16 x 1¼", Grade 5
64	G10108		Lock Nut, ⅜"-16

ITEM	PART NO.	QTY.	DESCRIPTION
65	G6500-10-12		Swivel Elbow, 90°, 7/8"-14 x 1 1/16"-12
66	G6500-08-10	-	90° Elbow, 3/4"-16 x 7/8"-14
67	G6500-06	-	Swivel Elbow, 90°, 9/16"-18 Male JIC To Female
68	G11087	-	Hex Nut, 3/4"-10
69	GA18630-25	1	Hose Assembly, 1/2" AR x 25" (08F-08F)
70	GA15081-27	1	Hose Assembly, 3/8" x 27" (06F-06F)
71	G10129301	1	Hydraulic Steel Line, 5/8"
72	G10128801	1	Hydraulic Steel Line, 3/8"
73	G10111001	1	Hydraulic Bracket Assembly

\*Must use Style A cables (See Items 39 and 57).

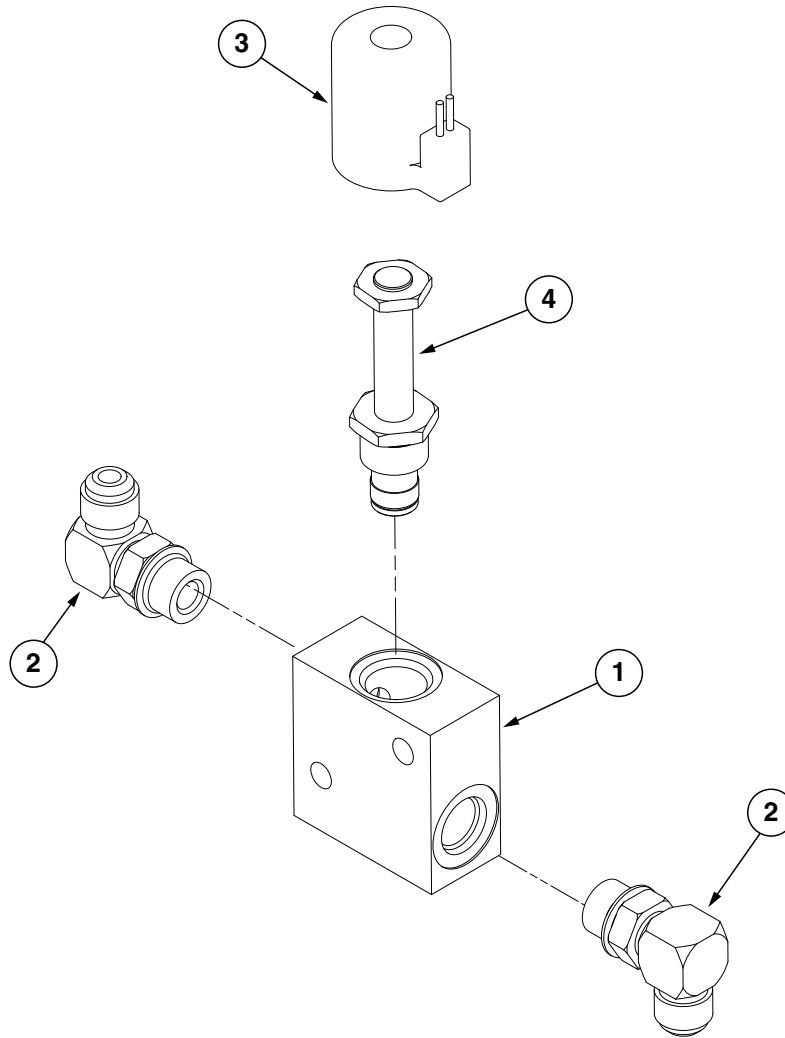
\*\*Must use Style B cables (See Items 39 and 57).

(IP1697)



ITEM	PART NO.	QTY.	DESCRIPTION
1	G11418	4	Hex Socket Head Cap Screw, 1/4" x 1 1/2"
2	---	1	<a href="#">See "Power Pack Hydraulic Motor Valve Block" on page P270</a>
3	GD30262	1	O-Ring, No. 213
4	G10169501	1	Hydraulic Motor
5	G6801-06 GR1045	1 -	Elbow W/O-Ring, 90°, 9/16"-18 Male JIC To O-Ring O-Ring
6	G6801-10 GR1466	1 -	Elbow W/O-Ring, 90°, 7/8"-14 Male JIC To O-Ring O-Ring
7	G6500-10	1	Swivel Elbow, 90°, 7/8"-14 Male JIC To Female

(A19428)

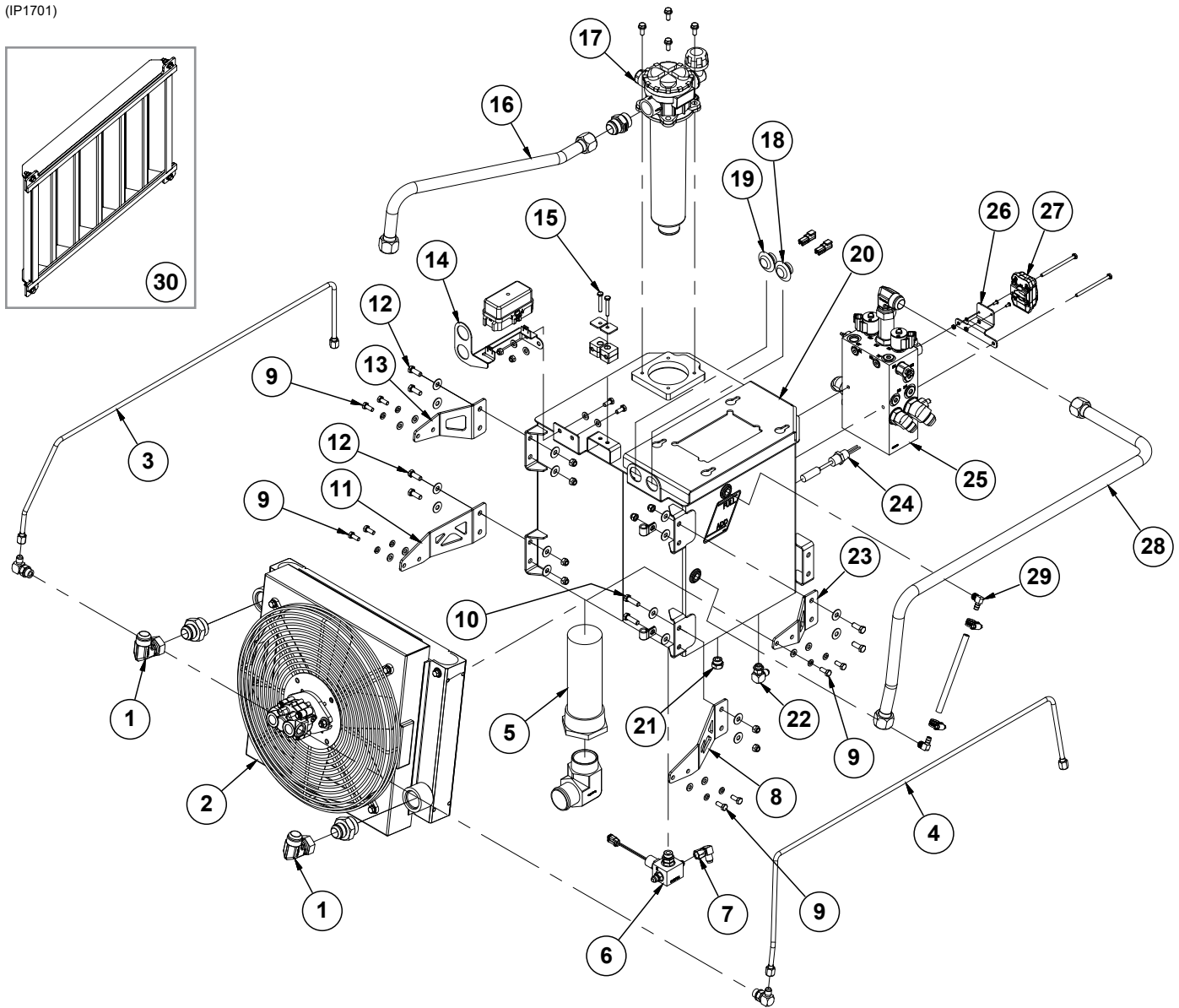


ITEM	PART NO.	QTY.	DESCRIPTION
1	GD14528	1	Valve Block
2	G6801-08	2	Elbow W/O-Ring, 90°, 3/4"-16 x 3/4"-16
3	GA18999	1	Electric Coil
4	GA18998	1	Solenoid Valve



**This page left blank intentionally.**

(IP1701)

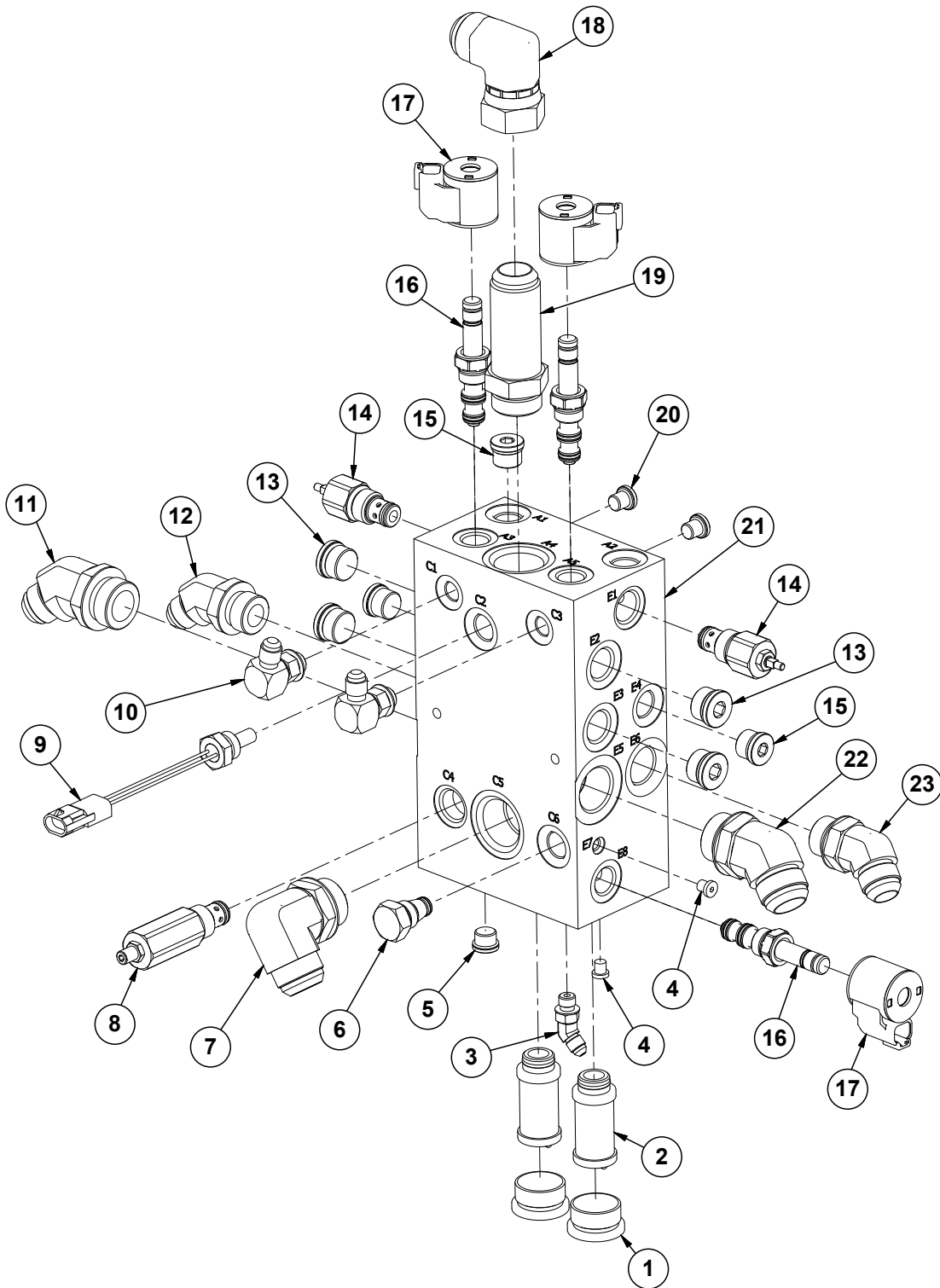


ITEM	PART NO.	QTY.	DESCRIPTION
1	G6500-16 G6400-16-20	2 2	90° Swivel Elbow, 1 <sup>5</sup> / <sub>16</sub> "-12 Adapter, 1 <sup>5</sup> / <sub>16</sub> "-12 JIC, 1-5/8"-12 O-Ring
2	G10192201	1	Fan and Cooler Assembly
3	G10192901 G10204601 G6801-06-08 GR1037	1 1 1 -	Hydraulic Steel Line, 3/8", 16 Row and 24 Row (Shown) Hydraulic Steel Line, 3/8", 12 Row Elbow W/O-Ring, 90°, 1/16"-18 Male JIC To 3/4"-16 O-Ring O-Ring
4	G10193001 G10204701 G6801-06-08	1 1 1	Hydraulic Steel Line, 3/8", 16 Row and 24 Row (Shown) Hydraulic Steel Line, 3/8", 12 Row Elbow W/O-Ring, 90°, 1/16"-18 Male JIC To 3/4"-16 O-Ring
5	G10089801 G4501-32-32	1 1	Tank Suction Strainer 90° Elbow, 2" NPT x 2" Hose Barb
6	---	1	<a href="#">See "PTO Reservoir Block Assembly" on page P263</a>
7	G6500-06	1	Swivel Elbow, 90°, 1/16"-18 Male JIC To Female
8	G10463601 G10463901	1 1	L.H. Lower Cooler Mount Bracket, 16 Row and 24 Row (Shown) L.H. Lower Cooler Mount Bracket, 12 Row

ITEM	PART NO.	QTY.	DESCRIPTION
9	G12003-20	8	Hex Head Cap Screw, M8-1,20
	G10232	8	Lock Washer, 5/16"
	G11386	8	Flat Washer, 5/16" SAE
10	G10004	4	Hex Head Cap Screw, 3/8"-16 x 1 1/4"
	G10210	8	Washer, 3/8" USS
	GD36393	2	Insulated Clamp, 1/2"
	G10108	4	Lock Nut, 3/8"-16
11	G10463501	1	R.H. Lower Cooler Mount Bracket, 16 Row and 24 Row (Shown)
	G10463801	1	R.H. Lower Cooler Mount Bracket, 12 Row
12	G10001	4	Hex Head Cap Screw, 3/8"-16 x 1"
	G10210	8	Washer, 3/8" USS
	G10108	4	Lock Nut, 3/8"-16
13	G10434901	1	R.H. Upper Cooler Mount Bracket, 16 Row and 24 Row (Shown)
	G10435001	1	R.H. Upper Cooler Mount Bracket, 12 Row
14	G10204001	1	PTO Harness Bracket
	G10200301	1	PTO Harness
	G10043	2	Hex Head Cap Screw, 5/16"-18 x 3/4"
	G11386	4	Flat Washer, 5/16" SAE
	G10109	2	Lock Nut, 5/16"-18
15	G10040	2	Hex Head Cap Screw, 1/4"-20 x 1 3/4"
	GD36666	2	Tube Clamp Cover Plate
	GD36667	2	Tube Clamp Set
	G11385	2	Flat Washer, 1/4" SAE
	G10110	2	Lock Nut, 1/4"-20, Grade B
16	G10192401	1	Hydraulic Steel Line, 1", 16 Row and 24 Row (Shown)
	G10204801	1	Hydraulic Steel Line, 1", 12 Row
	G6400-16-16	1	Adapter, 1 5/8"-12 JIC, 1 5/8"-12 O-Ring
17	G10080501	1	Tank Filter Assembly
	G10396801	-	Filter Element
	G10399501	-	Filter Seal Kit
	G10396601	-	Indicator
	G10396701	-	Lid and Spring
	G11539	4	Hex Socket Flange Cap Screw, 5/16"-18 x 3/4"
18	G10098301	1	PTO Green Light Harness
19	G10098401	1	PTO Red Light Harness
20	G10201401	1	PTO Reservoir
21	G6408-08	1	Plug W/O-Ring, 3/4"-16 O-Ring
22	G6801-06	1	Elbow W/O-Ring, 90°, 9/16"-18 Male JIC To O-Ring
	GR1037		O-Ring
23	G10463701	1	L.H. Upper Cooler Mount Bracket, 16 Row and 24 Row (Shown)
	G10464001	-	L.H. Upper Cooler Mount Bracket, 12 Row
24	G10462201	1	Liquid Level Sensor
25	---	1	<a href="#">See "PTO Reservoir Block Assembly" on page P263</a>
	G10943	2	Hex Head Cap Screw, 1/4"-20 x 4"
26	G10220101	1	Driver Mount Bracket
	G11778	2	Phillips Pan Head Machine Screw, No. 8-32
	G11995	2	Internal Tooth Washer, No. 8, Stainless Steel
	G10928	2	Hex Nut, No. 8-32, Stainless Steel
27	G10302202	1	Module XMD-02, Programmed
	G10263101	-	PTO Reverser Harness
28	G10192301	1	Hydraulic Steel Line, 1", 16 Row and 24 Row (Shown)
	G10204901	1	Hydraulic Steel Line, 1", 12 Row
29	GD35381	2	3/8" O.D. Brass Barbed x 1/4" NPT 90° Elbow
	G10681	2	Hose Clamp, No. 6
	*D6279-07	1	Clear Plastic Tubing, 3/8" x 7/4"
30	G10435201	1	Cooler Screen

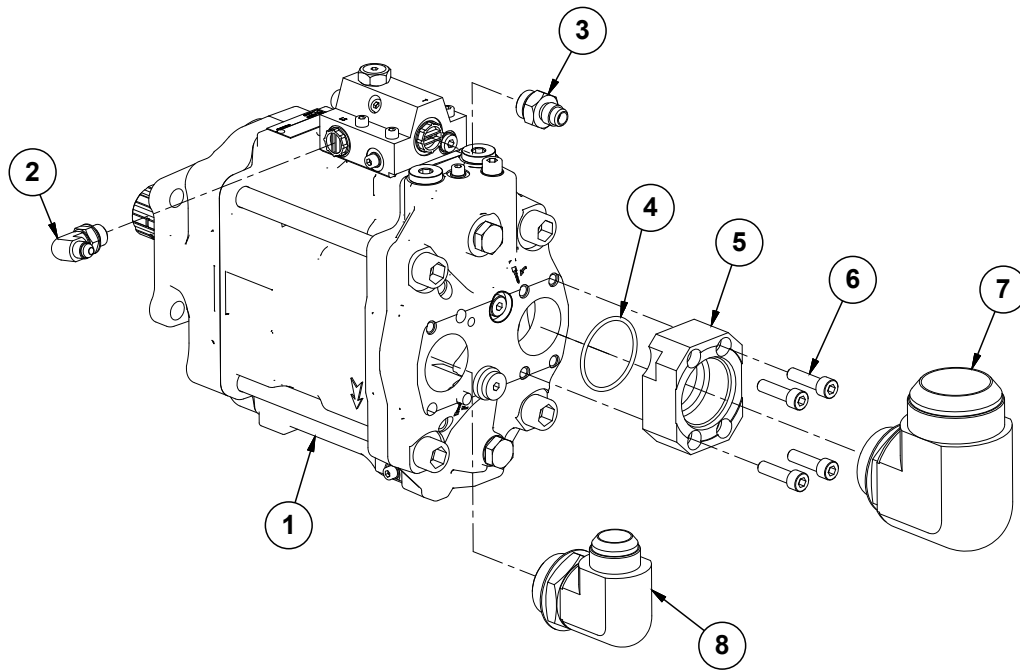
\*Hose not stocked by Kinze repair parts, but is available in bulk. Order GD6279-00.

(IP1702)



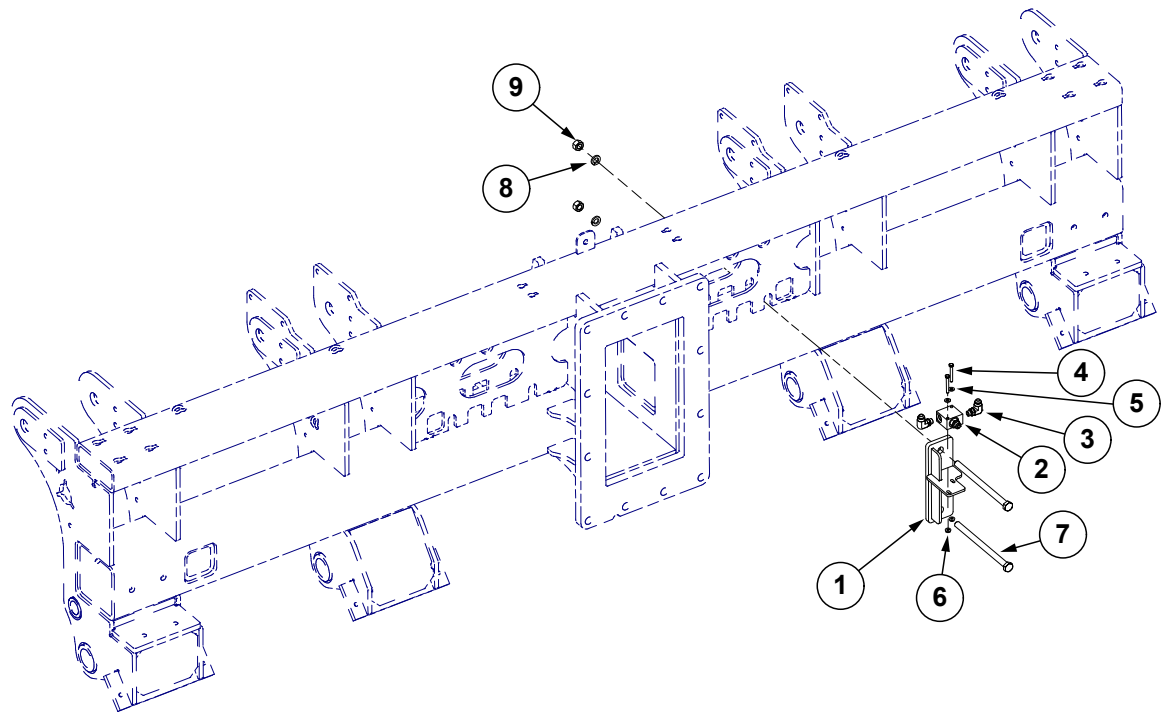
ITEM	PART NO.	QTY.	DESCRIPTION
1	G6408-HHP-16	2	Hex Plug W/O-Ring, 1 $\frac{5}{16}$ "-12
2	GR2312	2	Cartridge Filter Manifold
3	G6802-04	1	45° Adjustable Elbow, 7 $\frac{1}{16}$ "-20 x 7 $\frac{1}{16}$ "-20 O-Ring
4	G6408-H02-0	2	Hex Socket O-Ring Plug, 5 $\frac{1}{16}$ "-24
5	G6408-H06-O	1	Hex Socket Head Plug W/O-Ring, 9 $\frac{1}{16}$ "-18 O-Ring
6	G10088001	1	Cartridge Filter, SAE 8
7	G6801-16	1	Elbow W/O-Ring, 90°, 1 $\frac{5}{16}$ "-12 Female JIC To O-Ring
8	G10499801	1	Pressure Relief Valve, 3000 PSI
9	G10087001	1	Temperature Sensor, 100°
10	G6801-06 GR1045	2 -	Elbow W/O-Ring, 90°, 9 $\frac{1}{16}$ "-18 Male JIC To O-Ring O-Ring
11	G6802-12-16	1	45° Adjustable Elbow, 1 $\frac{1}{16}$ "-12 x 1 $\frac{1}{16}$ "-12 O-Ring
12	G6802-10-12	1	45° Adjustable Elbow, 7 $\frac{1}{8}$ "-14 x 1 $\frac{1}{16}$ "-12 O-Ring
13	G6408-H10-0	4	Hex Socket Head Plug W/O-Ring, 7 $\frac{1}{8}$ "-14 O-Ring
14	G10221701	2	Flow Control Cartridge
15	G6408-H08-0	3	Hex Socket Head Plug W/O-Ring, 3 $\frac{1}{4}$ "-16
16	G10086601	3	3-Way Cartridge, SV08-30
17	G10086901	3	Coil, 12V
18	G6500-16	1	90° Swivel Elbow, 1 $\frac{5}{16}$ "-12
19	G6400-L-16	1	Long Adapter, 1 $\frac{5}{16}$ "-12 JIC, 1 $\frac{5}{16}$ "-12 O-Ring
20	G6408-H04-0	2	Hex Socket Head Plug, 7 $\frac{1}{16}$ "-20
21	G10202501	1	Manifold Block
22	G6802-16	1	45° Adjustable Elbow, 1 $\frac{5}{16}$ "-12 x 1 $\frac{5}{16}$ "-12 O-Ring
23	G6802-12	1	Elbow, W/O-Ring, 45°, 1 $\frac{1}{16}$ " Male JIC to 7 $\frac{1}{8}$ "-14 O-Ring

(IP1699)



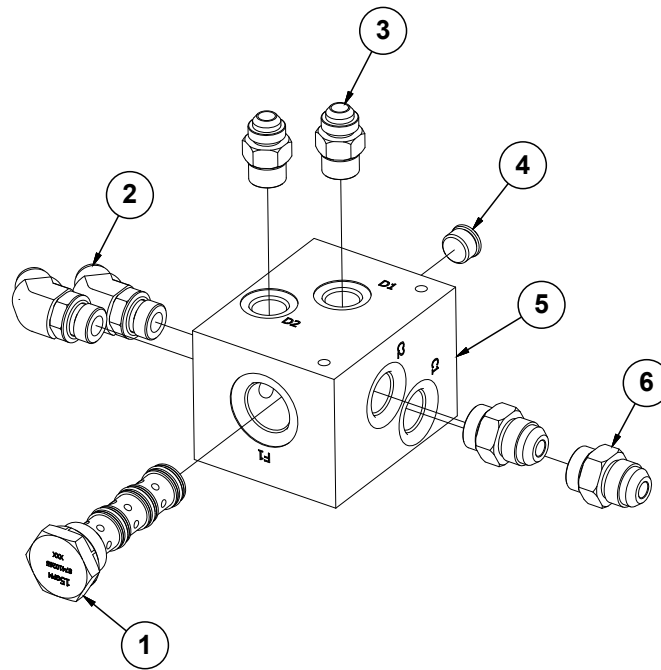
ITEM	PART NO.	QTY.	DESCRIPTION
1	G10103401	1	PTO Pump
2	G3801-04-04	1	90° Adjustable Elbow, 7/16"-20 x 1/4"-19 BSPP O-Ring
3	G3800-06-08	1	Adapter, 9/16"-18 JIC 1/2"-14 BSPP O-Ring
4	G10105501	1	O-Ring, No. 133
5	G10105301	1	Adapter, 1 7/8"-12 O-Ring to Split Flange
6	G10105401	4	Hex Socket Head Cap Screw, M8-1.25 x 30 CL8
7	G6801-32-24	1	90° Adjustable Elbow, 2 1/2"-12 x 1 7/8"-12 O-Ring
8	G3801-16-20	1	90° Adjustable Elbow, 1 5/16"-12 x 1 1/4"-11 BSPP O-Ring
	G10454801	1	O-Ring (Included W/G3801-16-20)
	G10454901	1	Retaining Ring (Included W/G3801-16-20)

(A27056)



ITEM	PART NO.	QTY.	DESCRIPTION
1	GA27147	1	Bracket
2	GA15784 GR2083	1 -	Interlock Valve Seal Kit
3	G6801-08-06	2	Elbow W/O-Ring, 90°, 3/4"-16 Male JIC To 1/16"-18 O-Ring
4	G10638	2	Hex Head Cap Screw, 1/4"-20 x 2"
5	G11385	2	Flat Washer, 1/4" SAE
6	G10621	2	Serrated Flange Nut, 1/4"-20
7	G10177	1	Hex Head Cap Screw, 5/8"-11 x 9 1/2"
8	G10230	2	Lock Washer, 5/8"
9	G10104	2	Hex Nut, 5/8"-11

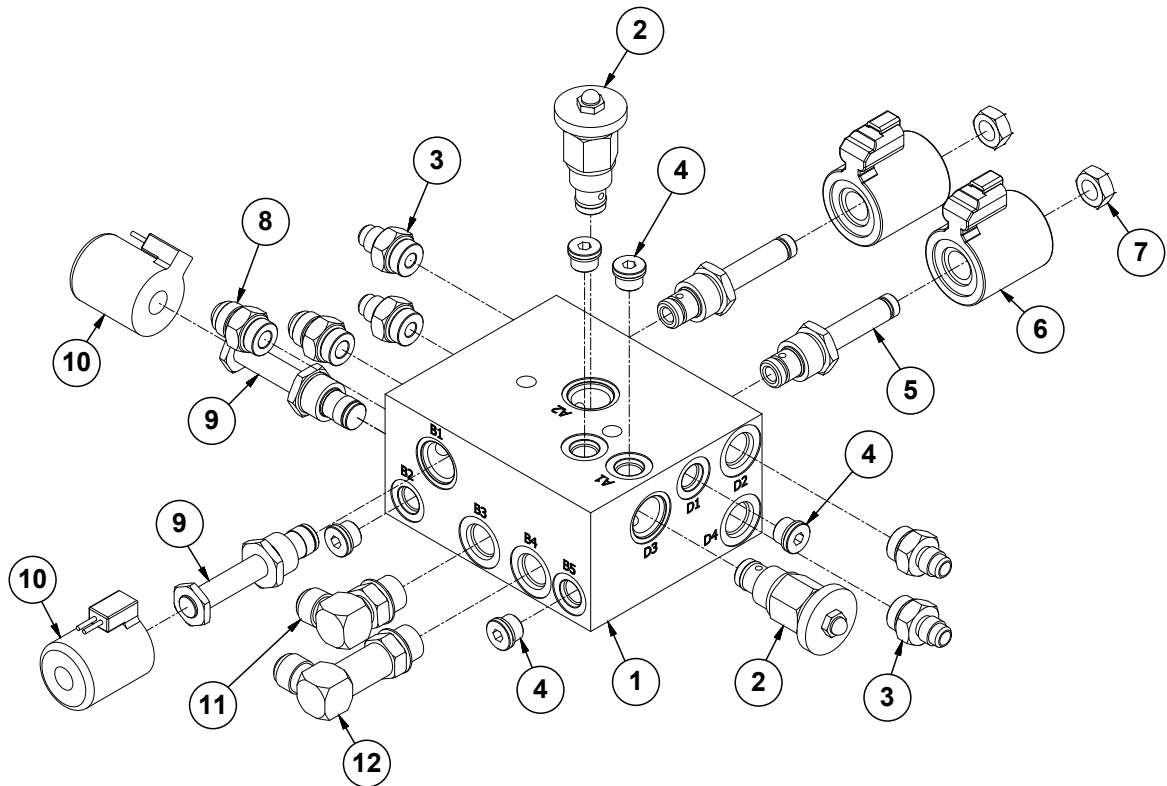
(IP1603)



ITEM	PART NO.	QTY.	DESCRIPTION
1	G10098001	1	Flow Divider Valve
2	G6802-10	2	Elbow W/O-Ring, 45°, 7/8"-14 x 7/8"-14
3	G6400-10 GR1466	2 -	Connector W/O-Ring, 7/8"-14 Male JIC To O-Ring O-Ring
4	GD30294	1	Zero Leak Plug, No. 10
5	G10100701	1	Main Lift Flow Divider Block
6	G6400-12 GR1467	2 -	Connector, W/O-Ring, 1 1/16"-12 Male JIC To O-Ring O-Ring

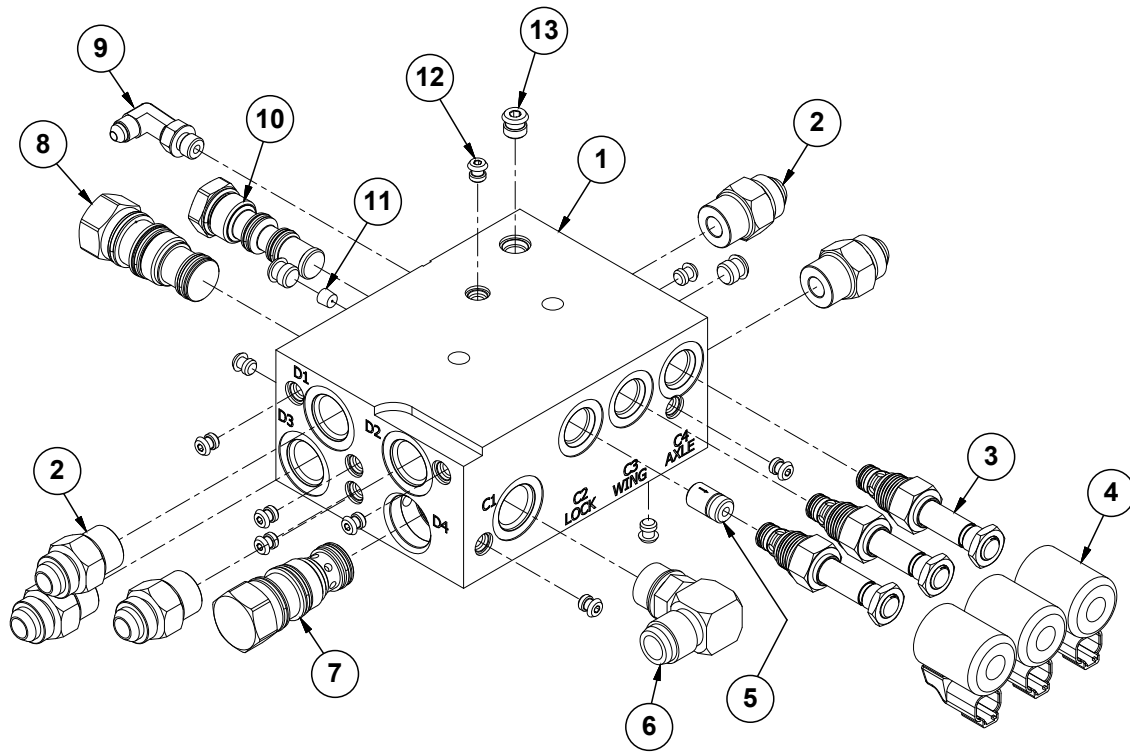


(IP1606)



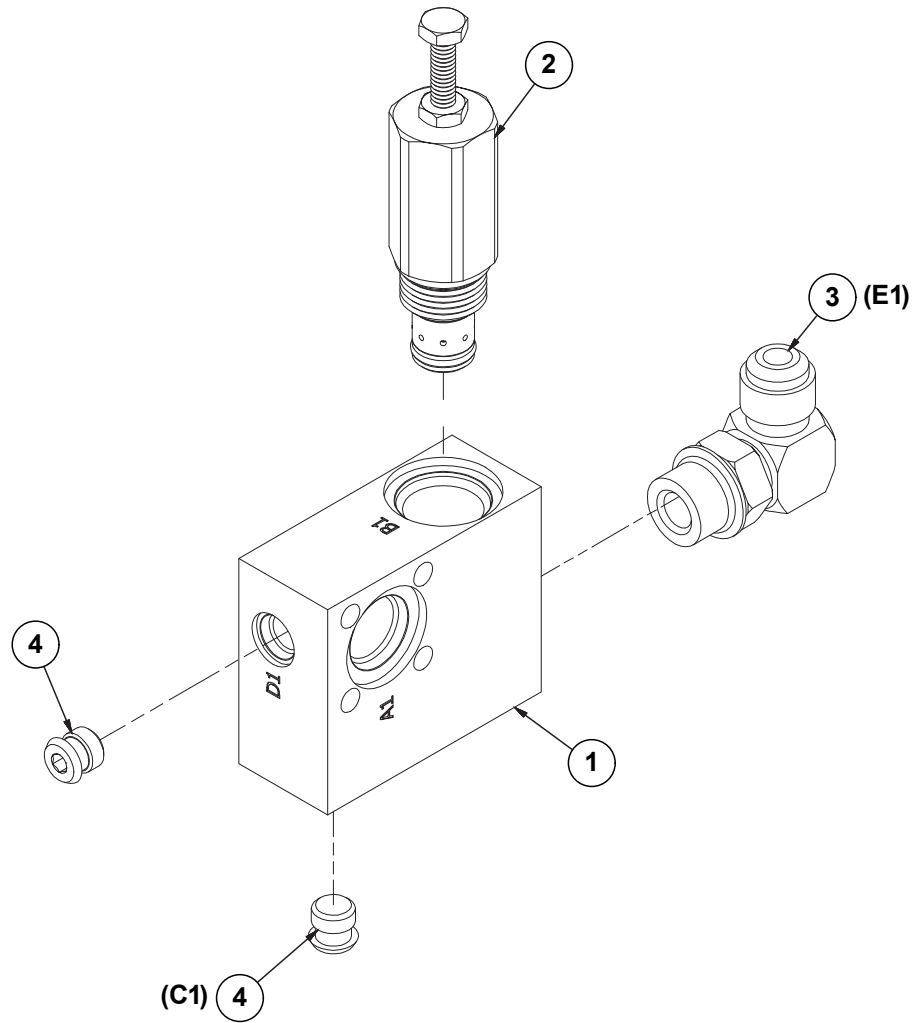
ITEM	PART NO.	QTY.	DESCRIPTION
1	G10030001	1	Hydraulic Valve Block
2	GA3413	2	Flow Control Valve
3	G6400-06-08 GR1037	4 -	Connector W/O-Ring, 9/16"-18 Male JIC To 3/4"-16 O-Ring O-Ring
4	G6408-H06-O GR1045	5 -	Hex Socket Head Plug W/O-Ring, 9/16"-18 O-Ring O-Ring
5	GR0763	2	Cartridge
6	GA14799	2	Coil
7	GR0761	2	Special Hex Nut, 1/2"-20
8	G6400-08	2	Connector W/O-Ring, 3/4"-16 Male JIC To O-Ring
9	GA18998	2	Solenoid Valve
10	GA18999	2	Electric Coil
11	G6801-08 GR1037	1	Elbow W/O-Ring, 90°, 3/4"-16 Male JIC To O-Ring O-Ring
12	G6801-LL-08	1	X-Long Elbow W/O-Ring, 90°, 3/4"-16 Male JIC To O-Ring

(IP1604)



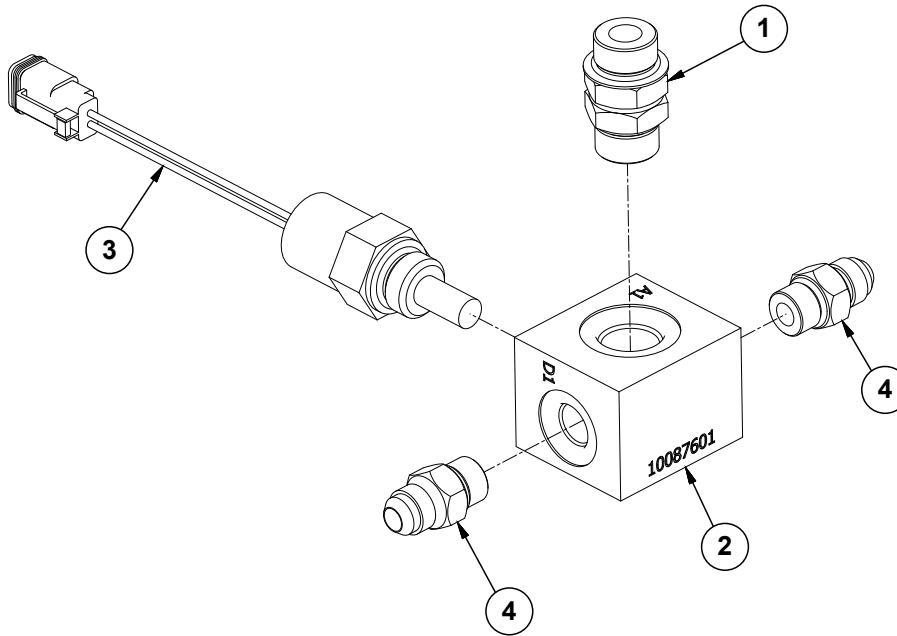
ITEM	PART NO.	QTY.	DESCRIPTION
1	G10030201	1	Hydraulic Valve Block
2	G6400-10 GR1466	5	Connector W/O-Ring, 7/8"-14 Male JIC To O-Ring O-Ring
3	GA21064	3	Double Poppet, No. 8
4	GA21066	3	Coil
5	G10109801	1	Check Valve Poppet
6	G6801-10 GR1466	1 -	Elbow W/O-Ring, 90°, 7/8"-14 Male JIC To O-Ring O-Ring
7	G10109601	1	Check Valve Cartridge
8	GA25256	1	Valve
9	G6801-L-04	1	Long Elbow W/O-Ring, 90°, 7/16"-20 Male JIC To O-Ring
10	G10109701	1	Inverted Load Shuttle Cartridge
11	GD34727	1	Flow Restrictor Orifice, .040" Diameter
12	GD29318	10	Plug
13	GD29321	3	Plug

(10199901)



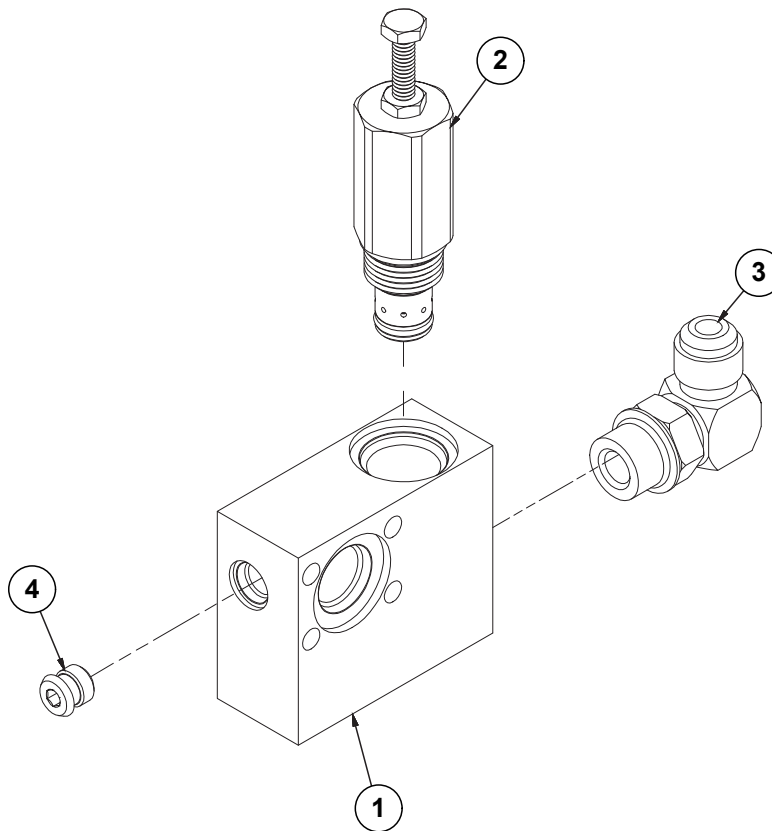
ITEM	PART NO.	QTY.	DESCRIPTION
1	G10169701	1	Block
2	G10053801	1	Adjustable Flow Control Valve
3	G6801-08 GR1037	2	Elbow W/O-Ring, 90°, 3/4"-16 Male JIC To O-Ring
4	GD29321	2	Plug

(IP1703)



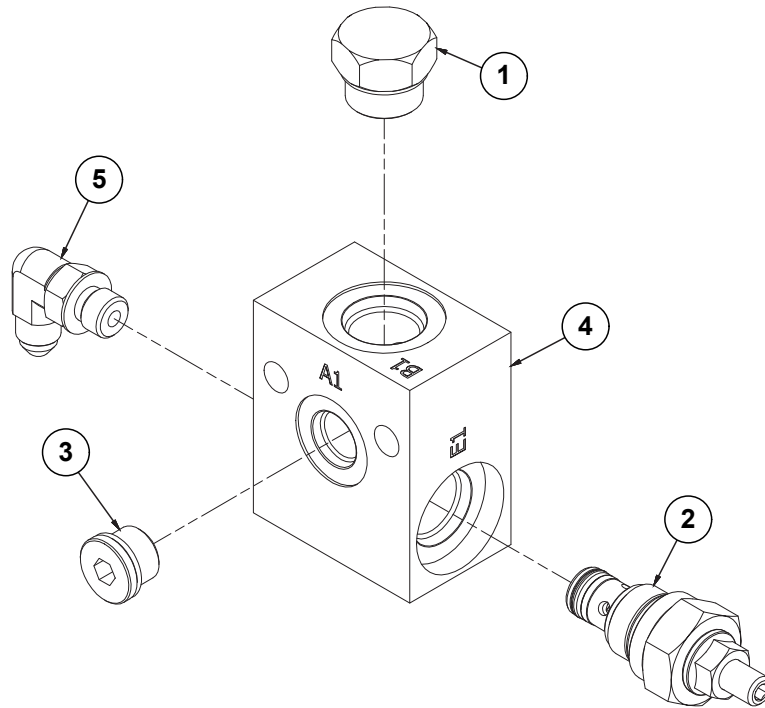
ITEM	PART NO.	QTY.	DESCRIPTION
1	G6403-NWO-08	1	Adjustable Union W/O-Ring, 3/4"-16
2	G10087601	1	Hydraulic Manifold Block
3	G10098201	1	Temperature Sensor
4	G6400-06 GR1045	2 -	Connector W/O-Ring, 9/16"-18 Male JIC To O-Ring O-Ring

(10112701)



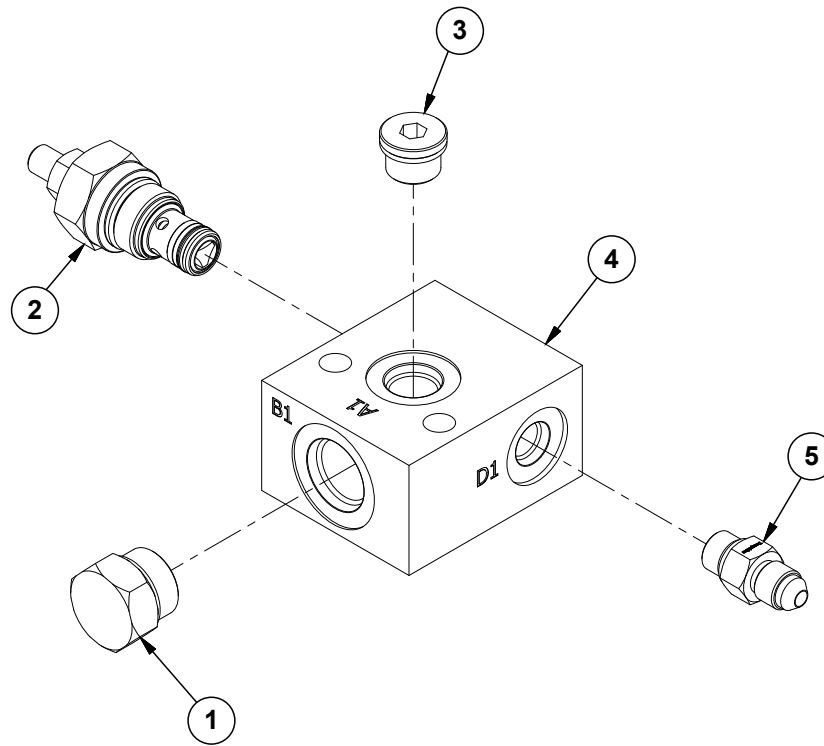
ITEM	PART NO.	QTY.	DESCRIPTION
1	G10113201	1	Hydraulic Manifold Block
2	G10053801	1	Adjustable Flow Control Valve
3	G6801-08	1	Elbow W/O-Ring, 90°, 3/4"-16 Male JIC To O-Ring
	GR1037		O-Ring
4	GD29321	1	Plug

(10095601)



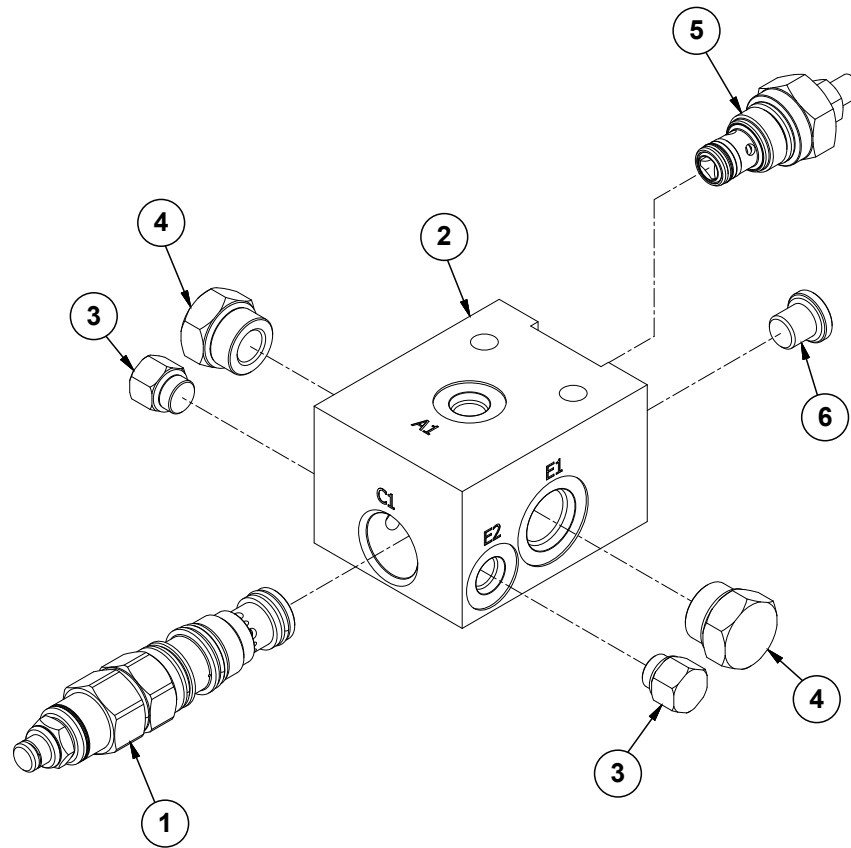
ITEM	PART NO.	QTY.	DESCRIPTION
1	G6408-08 GR1037	1	Plug W/O-Ring, 3/4"-16 O-Ring O-Ring
2	GD33361	1	Direct Acting Inverse Relief Valve
3	G6408-H06-O GR1045	1	Hex Socket Head Plug W/O-Ring, 9/16"-18 O-Ring O-Ring
4	GD35210	1	Manifold Block
5	G6801-04-04	1	90° Adjustable Elbow, 7/16"-20

(IP1657)



ITEM	PART NO.	QTY.	DESCRIPTION
1	G6408-08 GR1037	1 -	Plug W/O-Ring, 3/4"-16 O-Ring
2	GD33361	1	Direct Acting Inverse Relief Valve
3	G6408-H06-O GR1045	1 -	Hex Socket Head Plug W/O-Ring, 9/16"-18 O-Ring
4	GD35210	1	Manifold Block
5	G6400-04 GR1465	1 -	Connector W/O-Ring, 7/16"-20 Male JIC To O-Ring

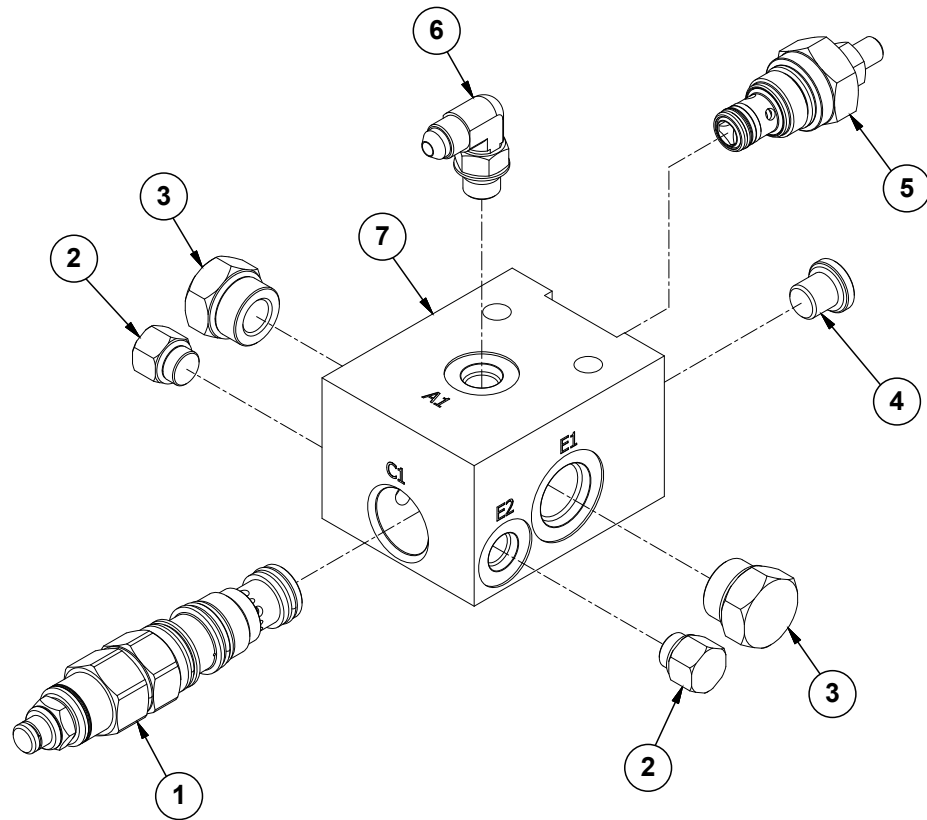
(IP1654)



ITEM	PART NO.	QTY.	DESCRIPTION
1	GA20697	1	Counterbalance Valve
2	GD34633	1	Manifold Block
3	G6408-04 GR1465	2 -	Plug W/O-Ring, 7/16"-20 O-Ring O-Ring
4	G6408-08 GR1037	2 -	Plug W/O-Ring, 3/4"-16 O-Ring O-Ring
5	GD33361	1	Direct Acting Inverse Relief Valve
6	G6408-H04-0	1	Hex Socket Head Plug, 7/16"-20



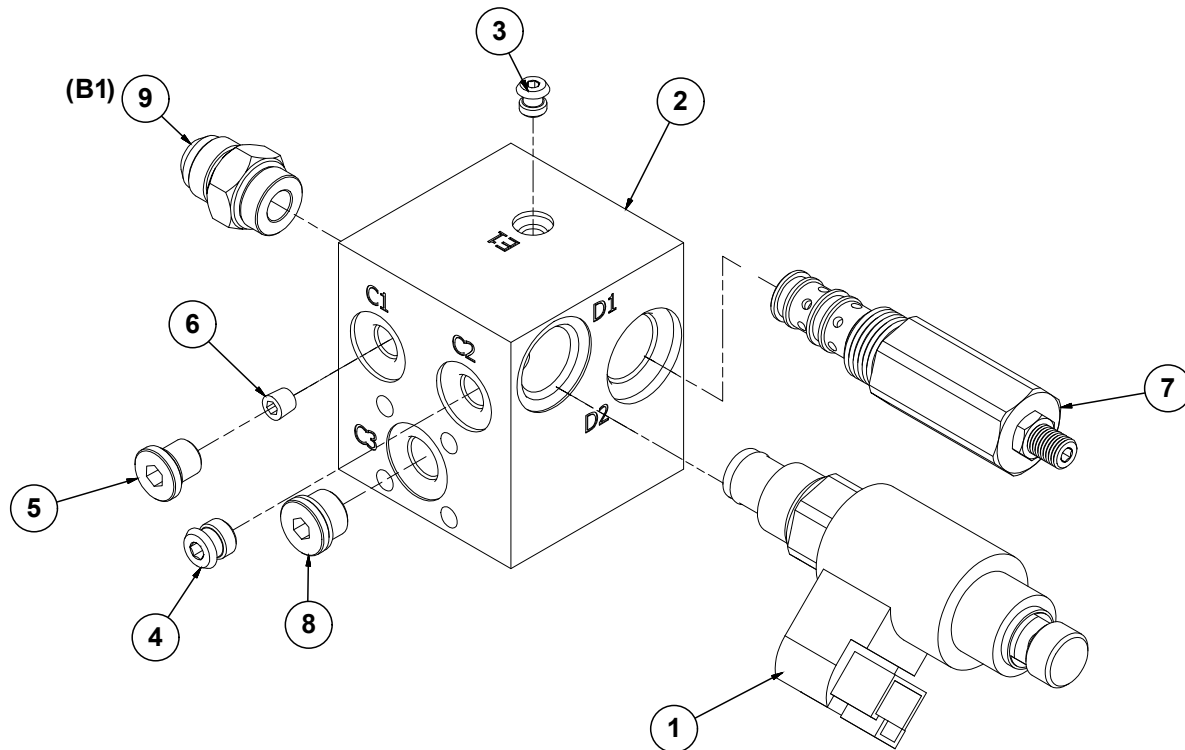
(IP1655)



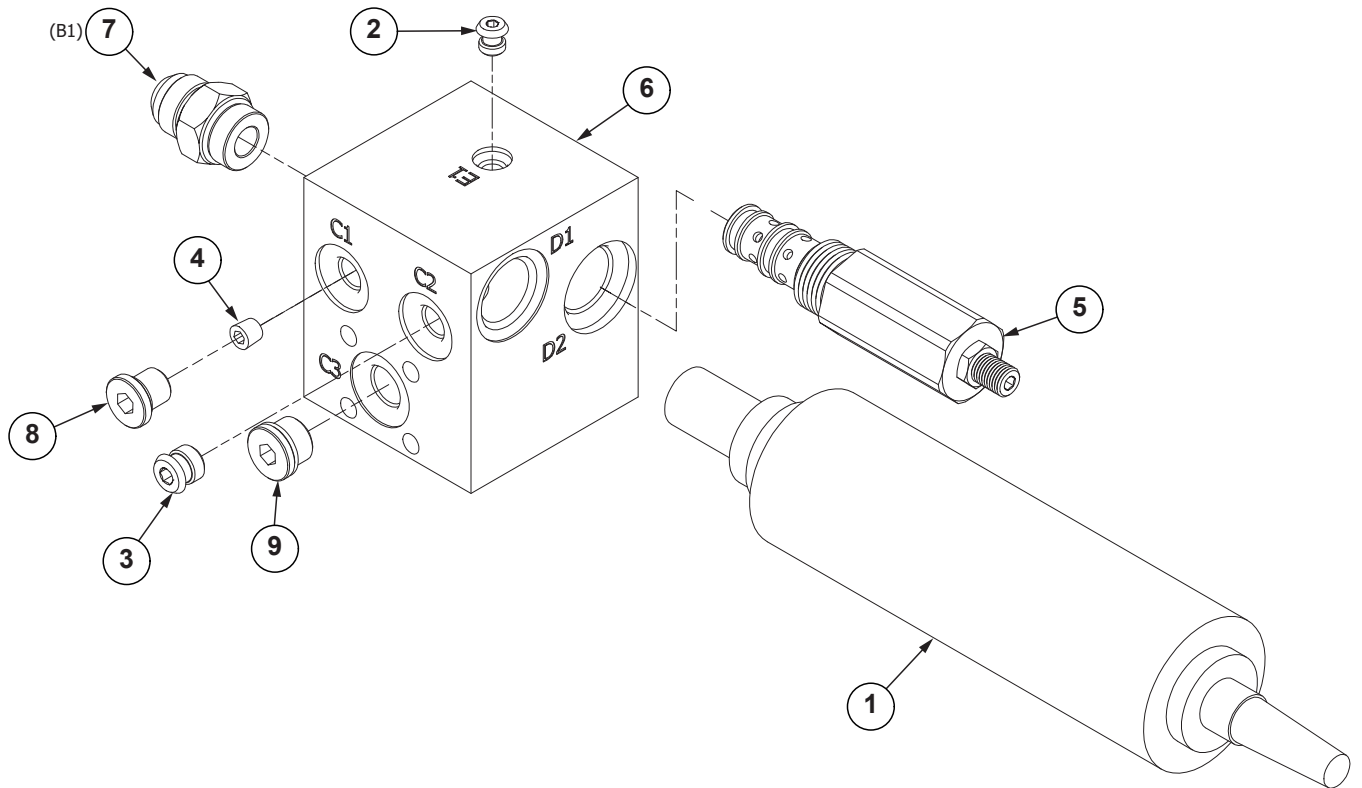
ITEM	PART NO.	QTY.	DESCRIPTION
1	GA20697	1	Counterbalance Valve
2	G6408-04 GR1465	2 -	Plug W/O-Ring, 7/16"-20 O-Ring O-Ring
3	G6408-08 GR1037	2 -	Plug W/O-Ring, 3/4"-16 O-Ring O-Ring
4	G6408-H04-0	1	Hex Socket Head Plug, 7/16"-20
5	GD33361	1	Direct Acting Inverse Relief Valve
6	G6801-04-04	1	90° Adjustable Elbow, 7/16"-20
7	GD34633	1	Manifold Block



ITEM	PART NO.	QTY.	DESCRIPTION
1	G6400-12 GR1467	2 -	Connector, W/O-Ring, 1 $\frac{1}{16}$ "-12 Male JIC To O-Ring O-Ring
2	G6801-16	1	Elbow W/O-Ring, 90°, 1 $\frac{5}{16}$ "-12 Female JIC To O-Ring
3	GA17861 G10269501 GA18873	1 - -	Valve W/Coil Valve W/Coil Pilot Operated Reducing/Relief Valve
4	GA18992	1	Check Valve
5	G6400-10 GR1466	2 -	Connector W/O-Ring, $\frac{7}{8}$ "-14 Male JIC To O-Ring O-Ring
6	G6400-06-08 GR1037	2 -	Connector W/O-Ring, $\frac{9}{16}$ "-18 Male JIC To $\frac{3}{4}$ "-16 O-Ring O-Ring
7	G6400-06 GR1045	1 -	Connector W/O-Ring, $\frac{9}{16}$ "-18 Male JIC To O-Ring O-Ring
8	G6801-06 GR1045	2 -	Elbow W/O-Ring, 90°, $\frac{9}{16}$ "-18 Male JIC To O-Ring O-Ring
9	GA25254	1	Check Valve
10	GD35251	1	Check Valve Cap
11	G10030101	1	Valve Block
12	G6400-08 GR1037	1 -	Connector W/O-Ring, $\frac{3}{4}$ "-16 Male JIC To O-Ring O-Ring
13	GD29321	1	Plug
14	GD29318	2	Plug
15	G6500-12	1	Swivel Elbow, 90°, 1 $\frac{1}{4}$ "-12 Male JIC To Female
16	G6815-06-06	1	90° Adjustable Elbow
17	G10568101	1	Pressure Sensor, 0-250

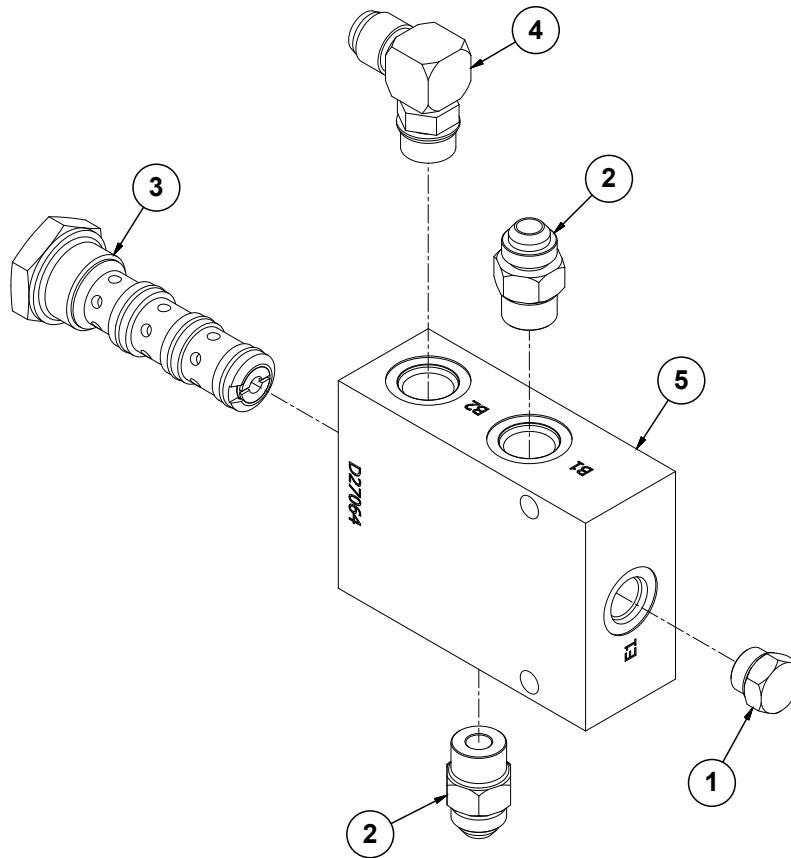


ITEM	PART NO.	QTY.	DESCRIPTION
1	G10306201	1	Hydraulic Fan Block Coil, 12 Row - Bulk Fill and Vacuum; 16 Row - Bulk Fill and Vacuum; 24 Row - Vacuum Only
	G10306301		Hydraulic Fan Block Coil, 24 Row Bulk Fill Only
2	G10169601	1	Fan Block Control
3	GD29318	1	Plug
4	GD29321	1	Plug
5	G6408-H04-0	1	Hex Socket Head Plug, 7/16"-20
6	GD29324	1	Flow Restrictor Orifice, .020" Diameter
7	G10019401	1	Fan Control Cartridge
8	G6408-H06-O	1	Hex Socket Head Plug W/O-Ring, 9/16"-18
	GR1045	-	O-Ring
9	G6400-08	1	Connector W/O-Ring, 3/4"-16 Male JIC To O-Ring
	GR1037	-	O-Ring



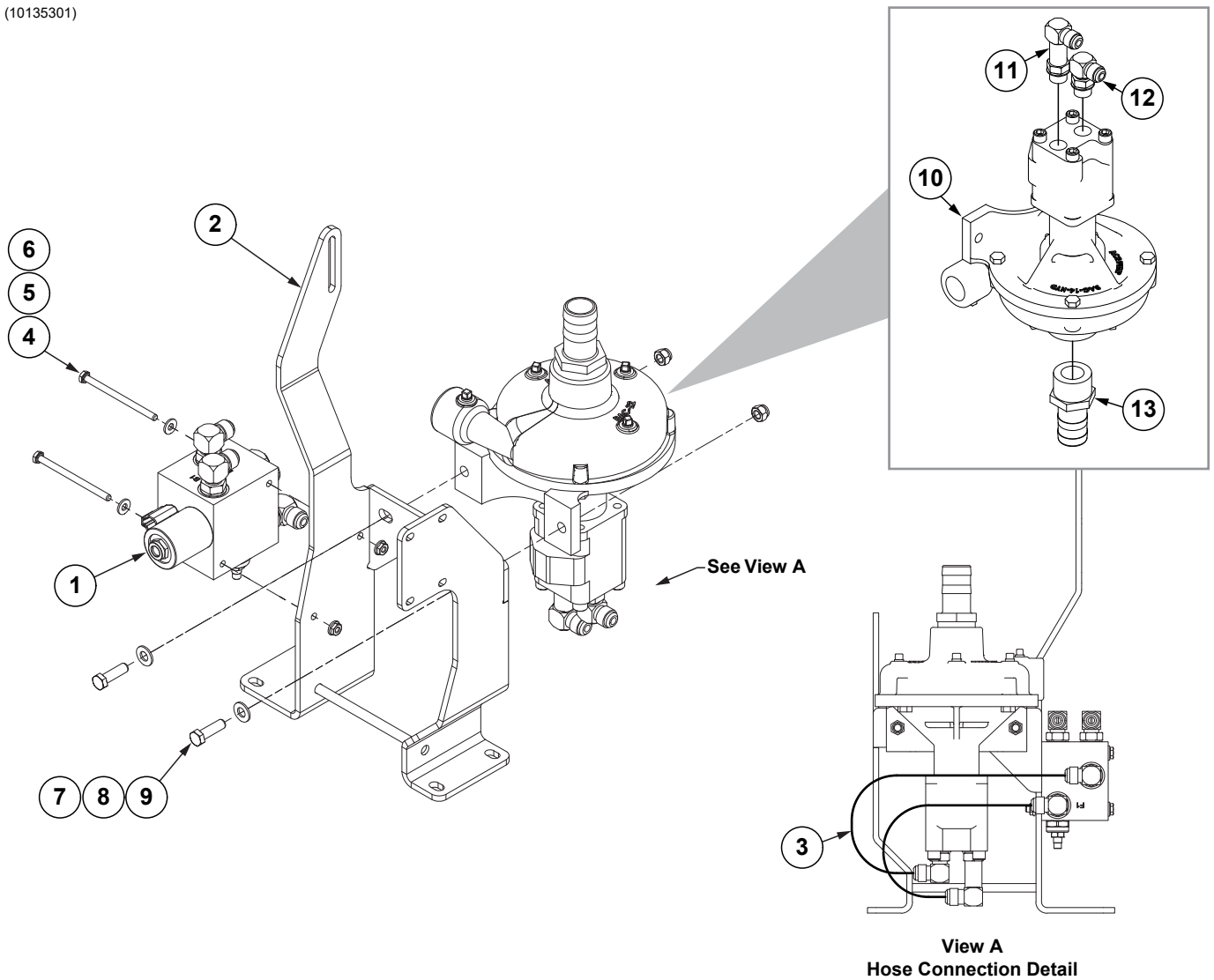
ITEM	PART NO.	QTY.	DESCRIPTION
1	GA10987	1	Flow Control Cartridge
2	GD29318	1	Plug
3	GD29321	1	Plug
4	GD29324	1	Flow Restrictor Orifice, .020" Diameter
5	G10019401	1	Fan Control Cartridge
6	G10169601	1	Fan Control Manifold
7	G6400-08	1	Connector W/O-Ring, 3/4"-16 Male JIC To O-Ring
	GR1037	-	O-Ring
8	G6408-H04-0	1	Hex Socket Head Plug, 7/16"-20
9	G6408-H06-O	1	Hex Socket Head Plug W/O-Ring, 9/16"-18 O-Ring
	GR1045	-	O-Ring

(IP1618)



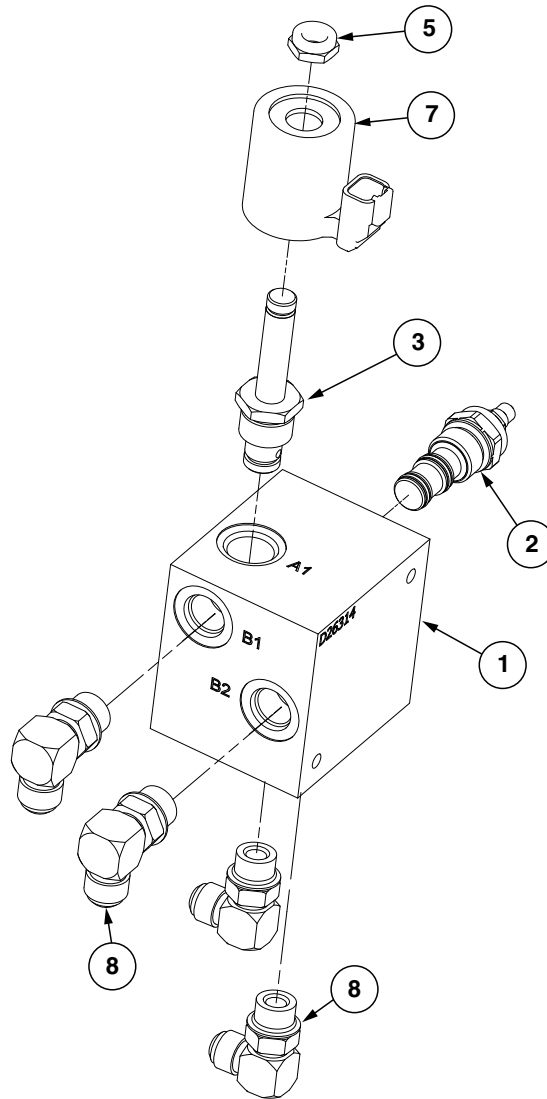
ITEM	PART NO.	QTY.	DESCRIPTION
1	G6408-08 GR1037	1	Plug W/O-Ring, 3/4"-16 O-Ring O-Ring
2	G6400-10 GR1466	2	Connector W/O-Ring, 7/8"-14 Male JIC To O-Ring O-Ring
3	G10098001	1	Flow Divider Cartridge
4	G6801-10 GR1466	1	Elbow W/O-Ring, 90°, 7/8"-14 Male JIC To O-Ring O-Ring
5	GD27064	1	Hydraulic Valve Block

(10135301)



ITEM	PART NO.	QTY.	DESCRIPTION
1	---	1	<a href="#">See "Hydraulic Fertilizer Block" on page P283</a>
2	G10135501	1	Fertilizer Pump Mount
3	*A1073	2	Hose Assembly, 3/8" x 18"
4	G10621	2	Serrated Flange Nut, 1/4"-20
5	G11135	2	Hex Head Cap Screw, 1/4"-20 X 3 3/4"
6	G11385	2	Flat Washer, 1/4" SAE
7	G10108	2	Lock Nut, 3/8"-16
8	G11387	2	Flat Washer, 3/8" SAE
9	G10004	2	Hex Head Cap Screw, 3/8"-16 x 1 1/4"
10	GA14809	1	Fertilizer Pump
	GR2191	-	Centrifugal Pump Seal Kit
	GR2235	-	Hydraulic Motor Seal Kit
11	G6801-LL-08	1	X-Long Elbow W/O-Ring, 90°, 3/4"-16 Male JIC To O-Ring
12	G6801-08	1	Elbow W/O-Ring, 90°, 3/4"-16 Male JIC To O-Ring
	GR1037	-	O-Ring
13	G10626	1	Adapter, 1 1/4" NPT To Barb

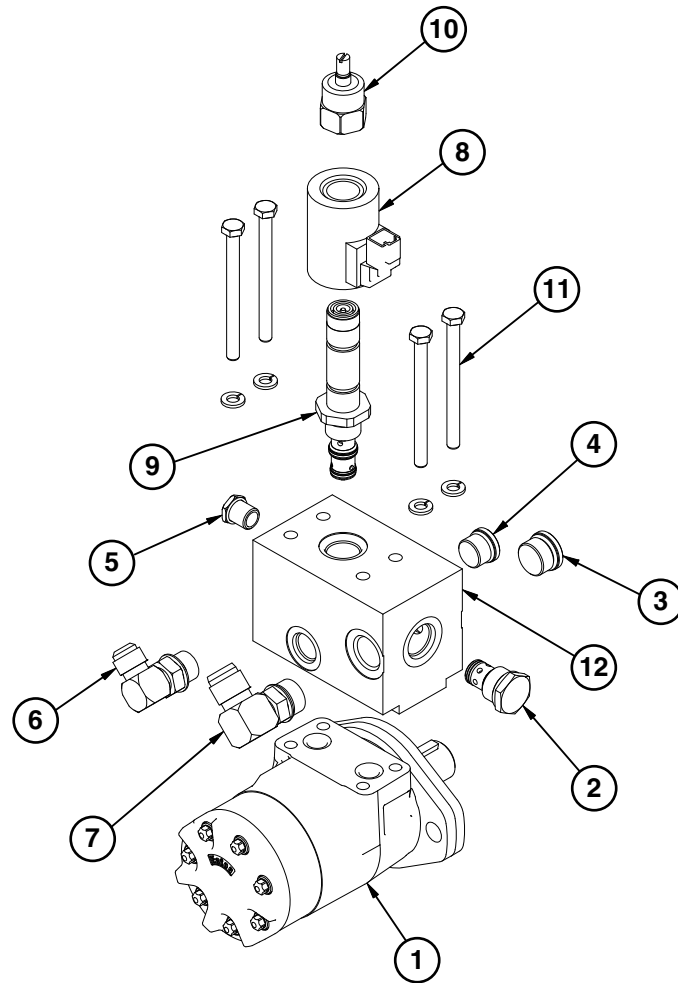
(A18355)



ITEM	PART NO.	QTY.	DESCRIPTION
1	GD26314	1	Fertilizer Block
2	GA18357	1	Flow Control Valve
3	GR0763	1	Cartridge
	GR0764	-	Seal Kit
5	GR1750	1	Hex Nut
6	---	---	---
7	GA14799	1	Coil
8	G6801-08	2	Elbow W/O-Ring, 90°, 3/4"-16 Male JIC To O-Ring
	GR1037	-	O-Ring

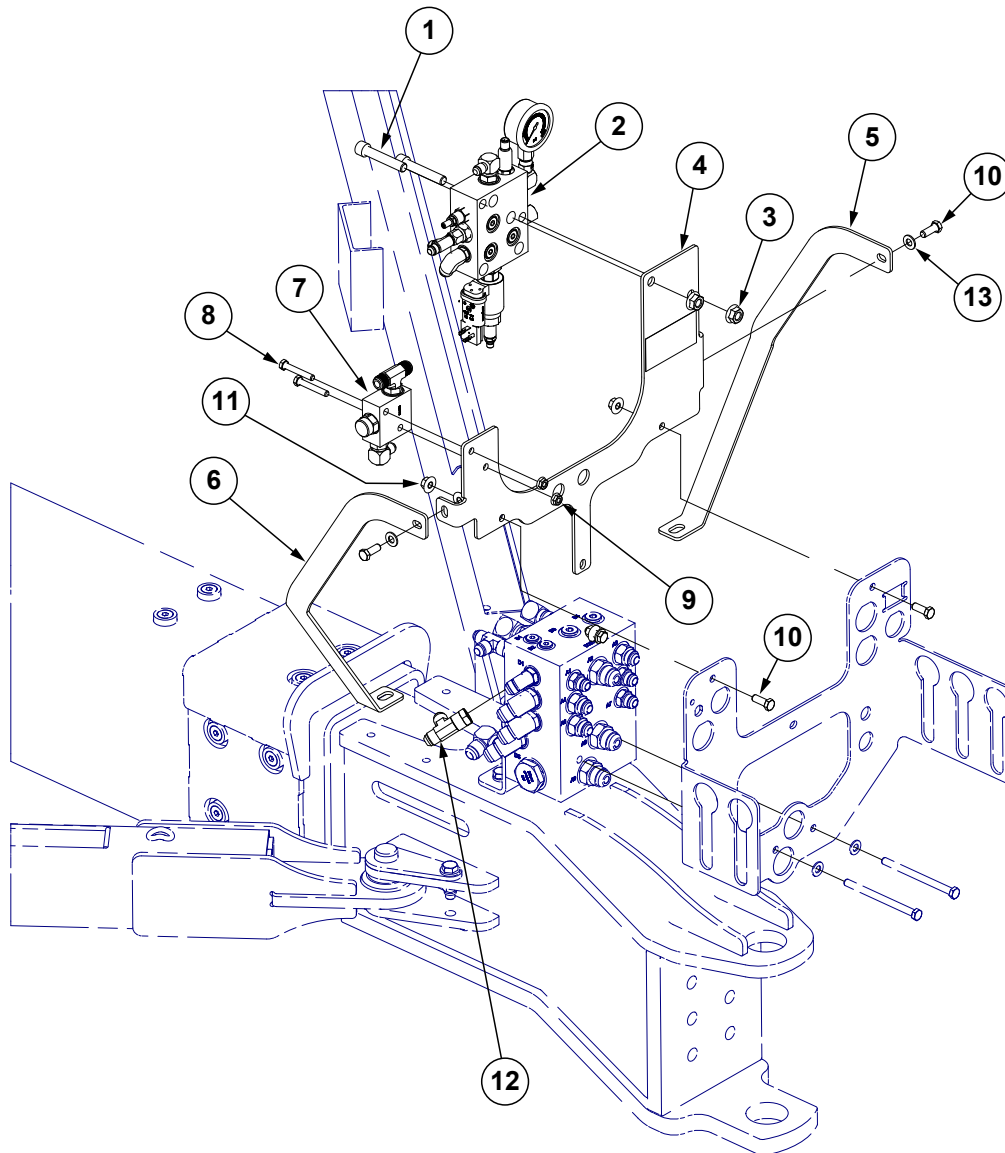


(IP1008)



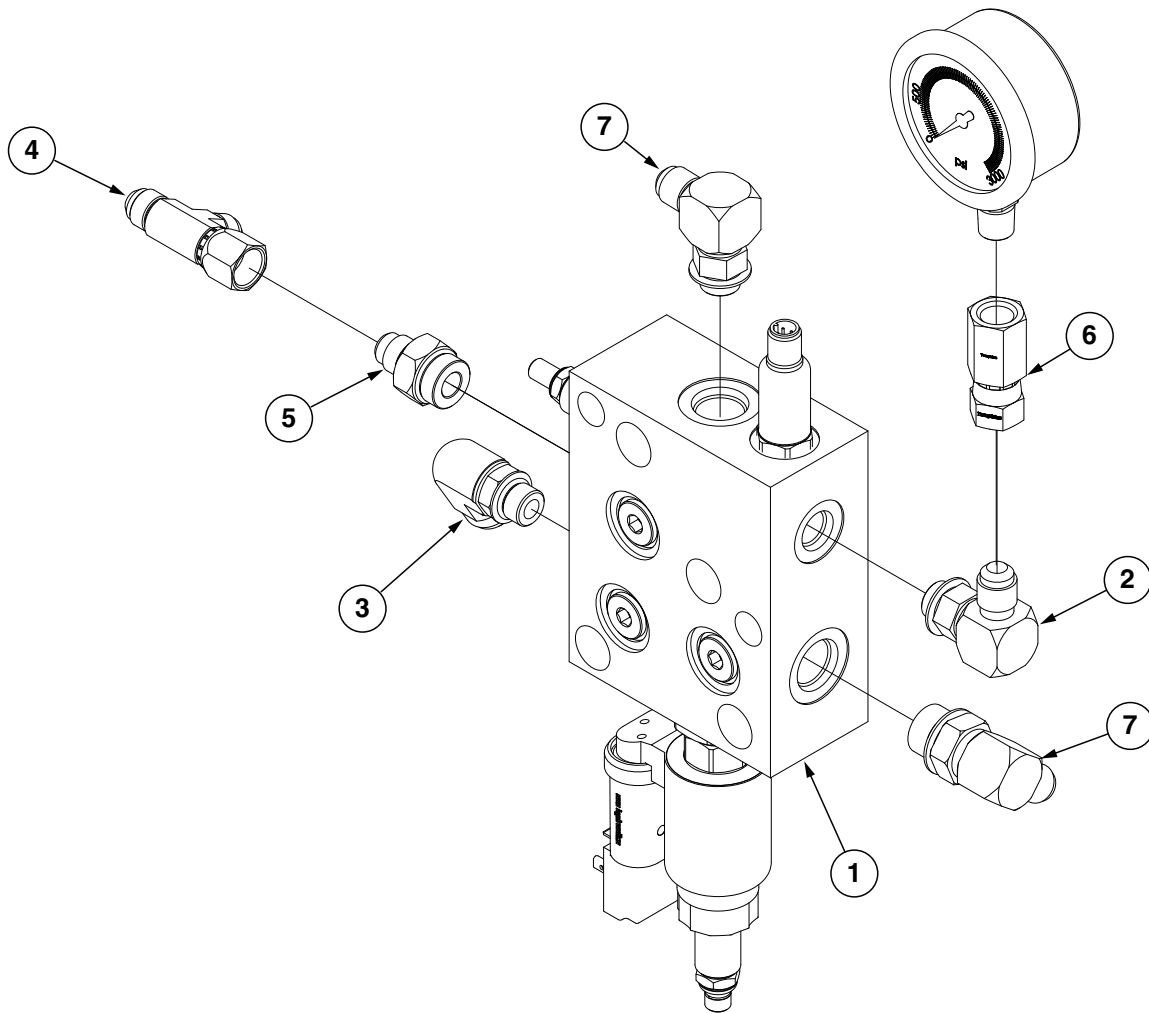
ITEM	PART NO.	QTY.	DESCRIPTION
1	GA13633	1	Hydraulic Motor
	GD18811	-	O-Ring, No. 112
2	GA4293	1	Check Valve
3	G6408-H10-0	1	Hex Socket Head Plug W/O-Ring, 7/8"-14 O-Ring
4	G6408-H08-0	1	Hex Socket Head Plug W/O-Ring, 3/4"-16
5	G6408-H06-O	1	Hex Socket Head Plug W/O-Ring, 9/16"-18
6	G6801-08	1	Elbow W/O-Ring, 90°, 3/4"-16 Male JIC To O-Ring
7	G6801-10	1	Elbow W/O-Ring, 90°, 7/8"-14 Male JIC To O-Ring
	GR1466	-	O-Ring
8	GA13079	1	Coil
9	GA13078	1	Proportional Valve
10	GR1846	1	Manual Override
11	G11309	4	Hex Head Cap Screw, 5/16"-18 x 3 3/4"
	G10232	4	Lock Washer, 5/16"
12	GD19440	1	Valve Block
A	GA13661	-	Hydraulic Motor Assembly
B	GR1939	-	Seal Kit (Hydraulic Motor)
C	GR2041	-	Seal Kit (Check Valve)

(IP1543)



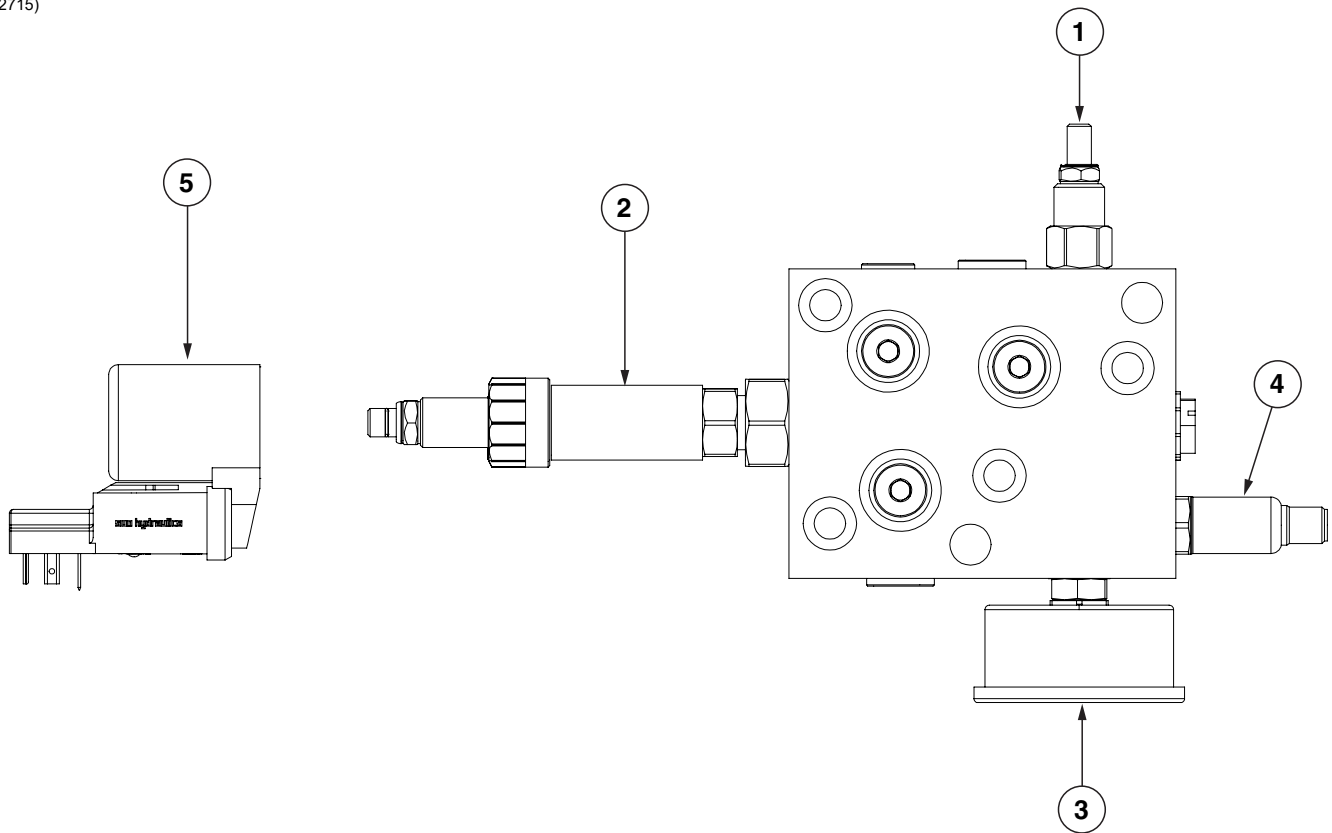
ITEM	PART NO.	QTY.	DESCRIPTION
1	G11814	2	Hex Socket Head Cap Screw, 1/2"-13 x 2 3/4"
2	GA22864	1	<a href="#">See "Hydraulic Row Cleaner, Valve Assembly" on page P287</a>
3	G10071	2	Serrated Flange Nut, 1/2"-13
4	GD35647	1	Valve Block Mount Plate
5	GD35648	1	L.H. Mount Plate
6	GD35649	1	R.H. Mount Plate
7	GA22861	1	<a href="#">See "Hydraulic Row Cleaner, Flow Control Valve Block" on page P288</a>
8	G10041	2	Hex Head Cap Screw, 5/16"-18 x 2"
9	G10620	2	Serrated Flange Nut, 5/16"-18
10	G10001	5	Hex Head Cap Screw, 3/8"-16 x 1"
11	G11901	5	Non-Serrated Flange Nut, 3/8"-16, Grade 5
12	G6602-08	1	Swivel Tee, 3/4"-16 JIC
13	G11387	3	Flat Washer, 3/8" SAE

(A22864)



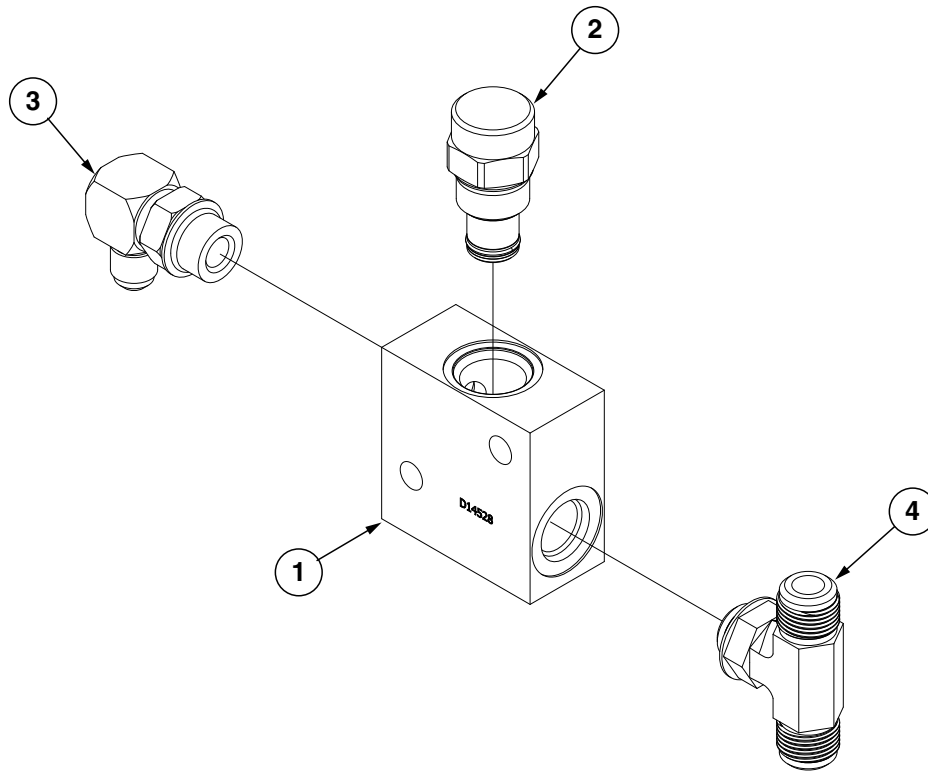
ITEM	PART NO.	QTY.	DESCRIPTION
1	GA22715	1	GFX Valve Assembly
2	G6801-06 GR1037	1 -	Elbow W/O-Ring, 90°, 1/16"-18 Male JIC To O-Ring O-Ring
3	G6801-08-06 GR1045	1 -	Elbow W/O-Ring, 90°, 3/4"-16 Male JIC To 1/16"-18 O-Ring O-Ring
4	G6602-06	1	Swivel Tee, 1/16"-18 JIC
5	G6400-06-08	1	Connector W/O-Ring, 1/16"-18 Male JIC To 3/4"-16 O-Ring
6	G6506-06-04	1	Connector, 1/16"-18 JIC Swivel, 1/4" FNPT
7	G6801-06-08 GR1037	2 -	Elbow W/O-Ring, 90°, 1/16"-18 Male JIC To 3/4"-16 O-Ring O-Ring

(A22715)



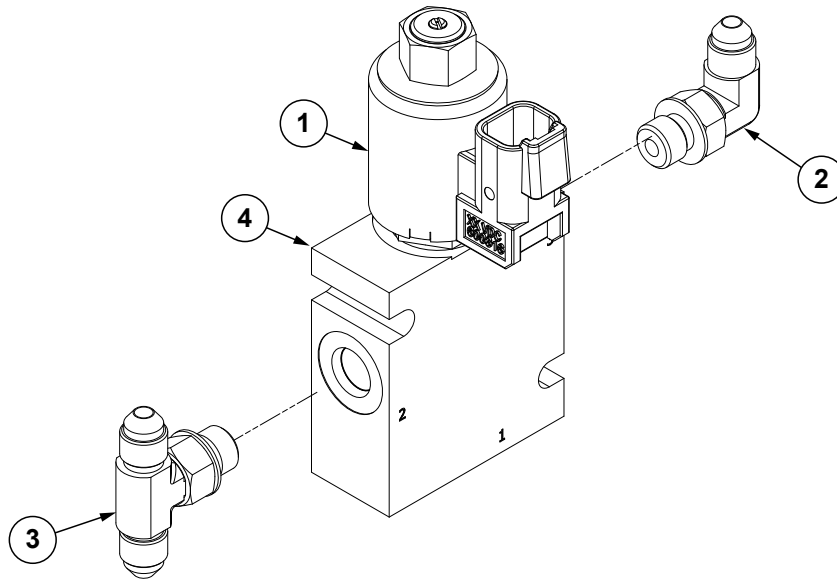
ITEM	PART NO.	QTY.	DESCRIPTION
1	GD32535	1	Relief Valve, 2500 PSI
2	GD32536	1	GFX Valve
3	GD32538	1	GFX Manifold Gauge
4	GD32539	1	GFX Manifold Sensor
5	GD32537	1	Solenoid

(A22861)



ITEM	PART NO.	QTY.	DESCRIPTION
1	GD14528	1	Valve Block
2	GA22726	1	Flow Control, 0.1 GPM
3	G6801-06-08 GR1037	1 -	Elbow W/O-Ring, 90°, 1/16"-18 Male JIC To 3/4"-16 O-Ring O-Ring
4	G6803-08 GR1037	1 -	Tee, 3/4"-16 Male NPT To O-Ring O-Ring

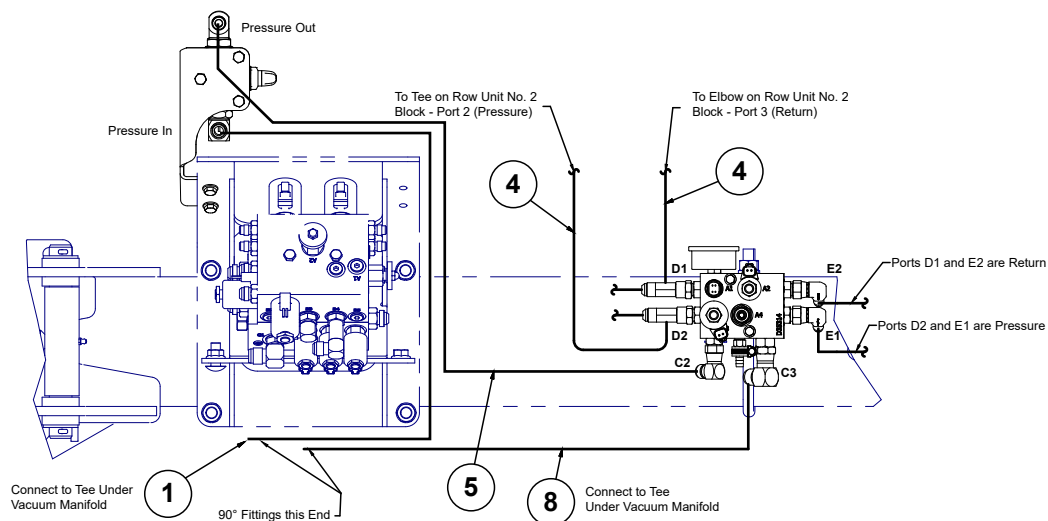
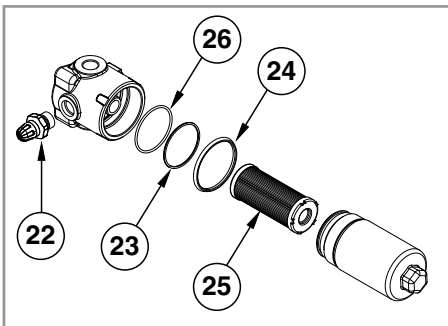
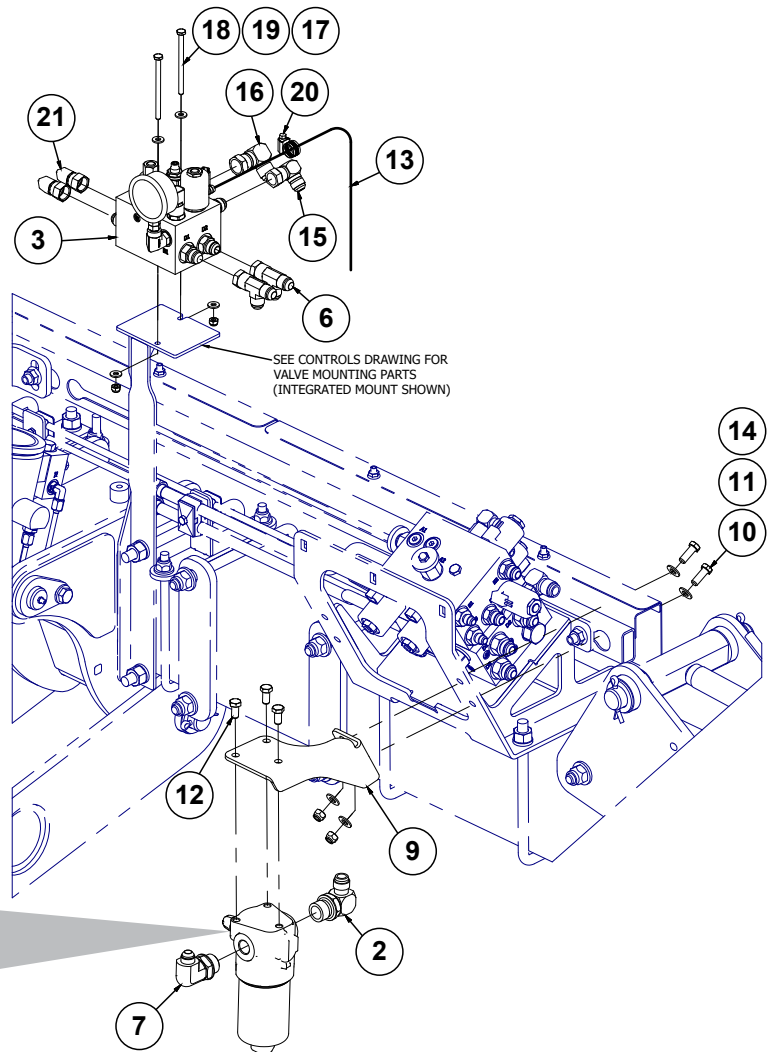
(A25264)



ITEM	PART NO.	QTY.	DESCRIPTION
1	GA25286	1	Manual Override Cartridge Assembly
	GR2287	1	Solenoid Cartridge (Included W/GA25286)
	GR0761	1	Special Hex Nut, 1/2"-20 (Included W/GA25286)
2	G6801-04-04	1	90° Adjustable Elbow, 7/16"-20
3	G6803-04-04-04	1	Adjustable Tee, 7/16"-20
4	GD35271	1	Row Unit Control Block

**This page left blank intentionally.**

(10164601)





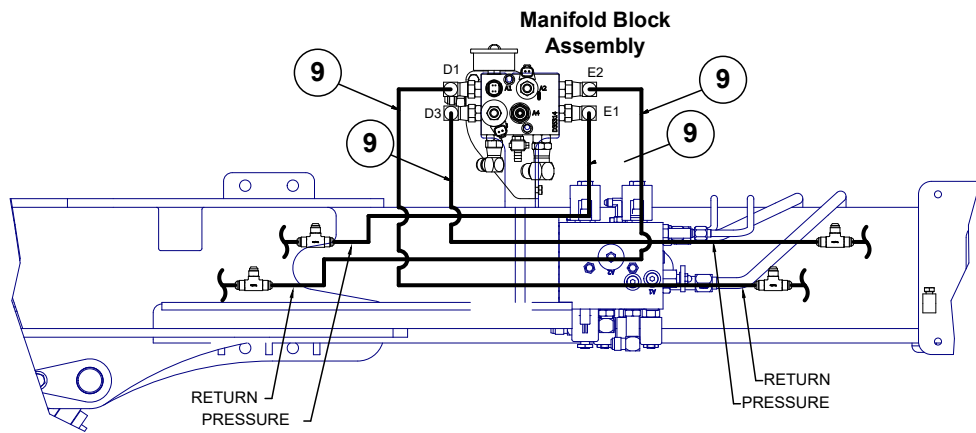
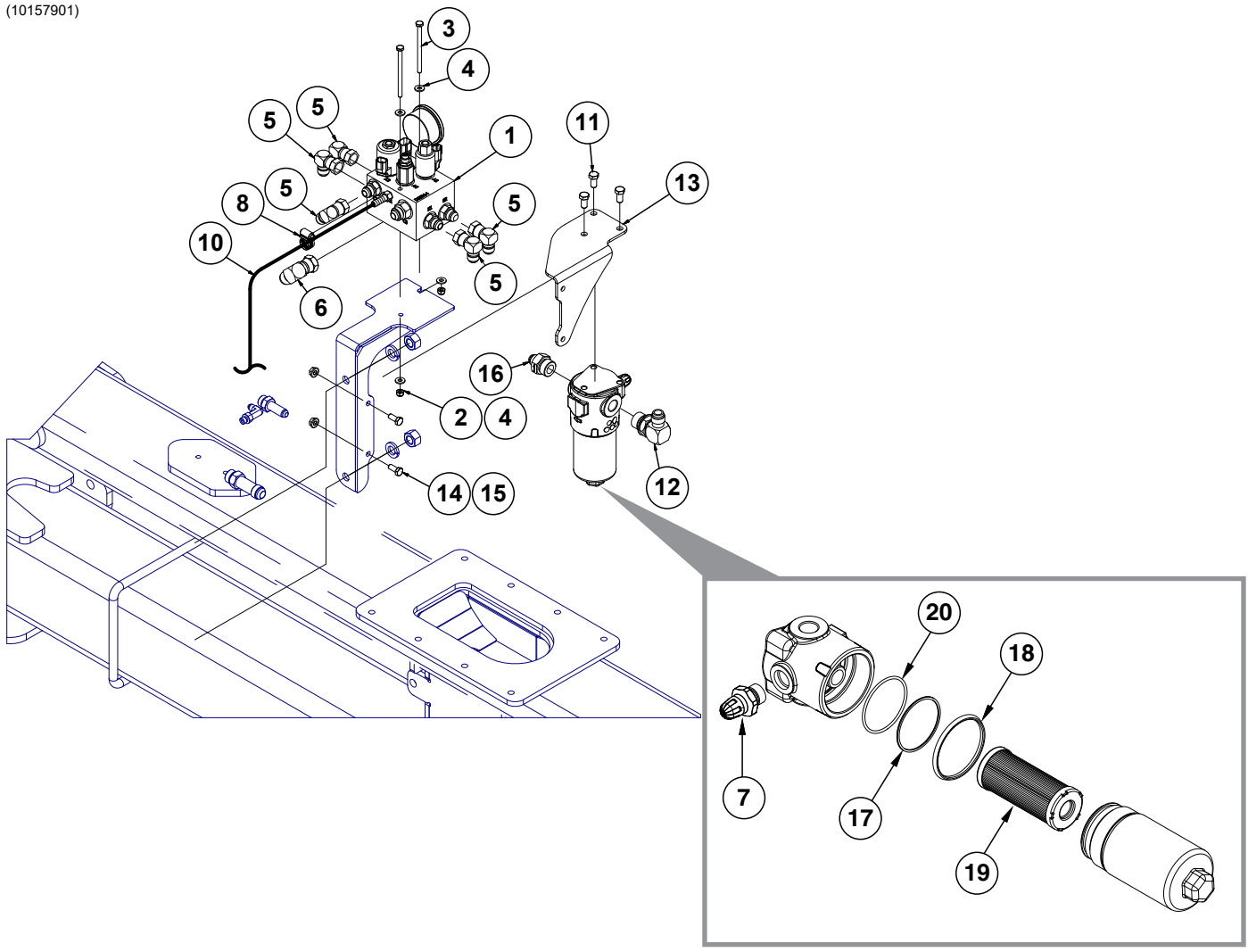
ITEM	PART NO.	QTY.	DESCRIPTION
1	*A18697-30	1	Hose Assembly, 1/2" x 30" (08F90S-10F)
2	G6801-10-12	1	90° Adjustable Elbow W/O-Ring, 7/8"-14 x 1 1/16"-12
3	---	1	<a href="#">See "Down Force Manifold Block Assembly" on page P295</a>
4	*A25694-24	2	Hose Assembly, 3/8" x 24" (04F-08F90S)
5	*A18645-38	1	Hose Assembly, 1/2" AR x 38" (08F - 10F)
6	G6602-08	2	Swivel Tee, 3/4"-16 JIC
7	G6801-08-12	1	90° Adjustable Elbow W/O-Ring, 3/4"-16 x 1 1/16"-12
8	*A21552-21	1	Hose Assembly, 5/8" x 21" (10F-10F90S)
9	G10167301	1	Filter Mount Bracket
10	G10108	2	Lock Nut, 3/8"-16
11	G11387	4	Hardened Washer, 3/8" SAE
12	G10002	3	Hex Head Cap Screw, 3/8"-16 x 3/4"
13	**D6279-03	1	Clear PVC Tubing, 3/8" x 28"
14	G10001	2	Hex Head Cap Screw, 3/8"-16 x 1"
15	G6500-10-08	1	90° Swivel Elbow, 7/8"-14
16	G6500-10	1	Swivel Elbow, 90°, 7/8"-14 Male JIC To Female
17	G10110	2	Lock Nut, 1/4"-20, Grade B
18	G11135	2	Hex Head Cap Screw, 1/4"-20 X 3 3/4"
19	G11385	2	Flat Washer, 1/4" SAE
20	G10681	1	Hose Clamp, No. 6
21	G6500-06-08	2	90° Swivel Elbow, 9/16"-18 x 3/4"-16
22	GR2361	1	Flow Indicator
23	†R2366	1	Anti-Extrusion Ring
24	†R2365	1	External O-Ring
25	GD35835	1	Replacement Filter Cartridge
26	†R2367	1	Sealing O-Ring
A	GA25857	1	In-Line Filter Assembly, Includes Items 22-26
B	GR2368	-	Seal Kit, Includes: (1) Sealing O-Ring, (1) Anit-Extrusion Ring, (1) External O-Ring

\*Hydraulic hose is not stocked by Kinze Repair Parts.

\*\*Hose not stocked by Kinze repair parts, but is available in bulk. Order GD6279-00.

†Item is part of seal kit, item can not be purchased individually.

(10157901)



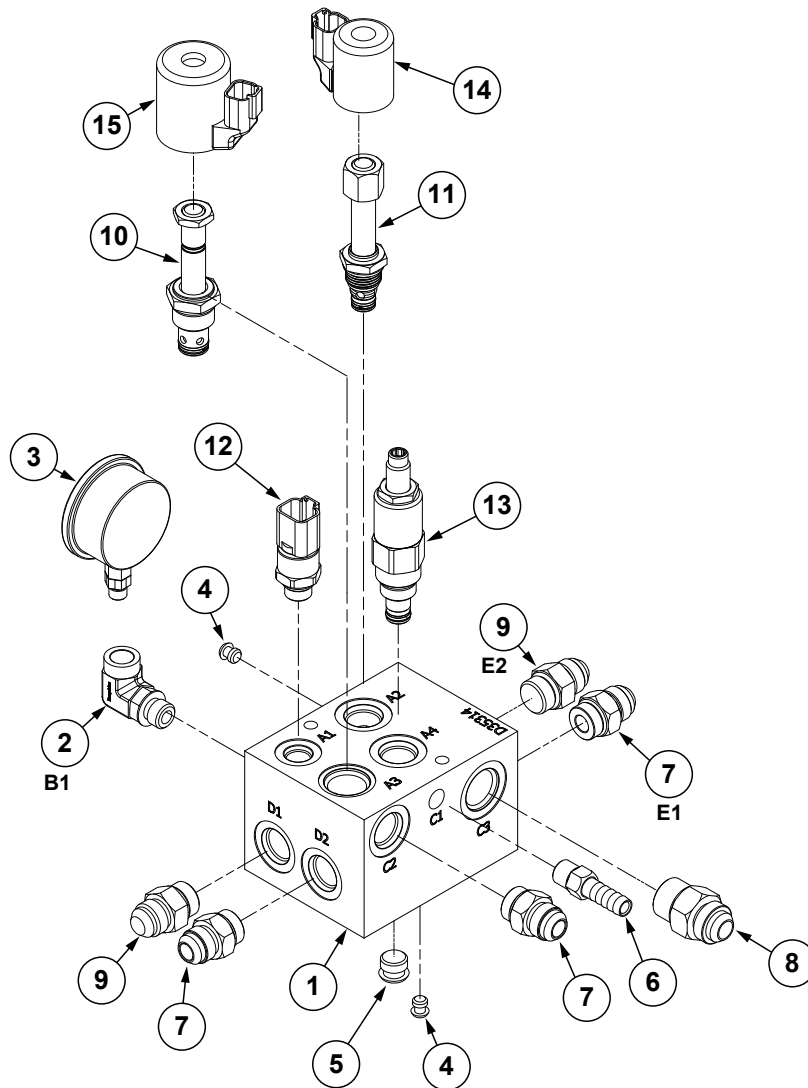
†Item is part of seal kit, item can not be purchased individually.

ITEM	PART NO.	QTY.	DESCRIPTION
1	---	1	<a href="#">See "Down Force Manifold Block Assembly" on page P295</a>
2	G10110	8	Lock Nut, 1/4"-20, Grade B
3	G11135	2	Hex Head Cap Screw, 1/4"-20 X 3 3/4"
4	G11385	64	Flat Washer, 1/4" SAE
5	G6500-08	5	Swivel Elbow, 90°, 3/4"-16 Male JIC To Female
6	G6500-10	1	Swivel Elbow, 90°, 7/8"-14 Male JIC To Female
7	GR2361	1	Flow Indicator
8	G10681	1	Hose Clamp, No. 6
9	*A3180	4	Hose Assembly, 3/8" x 25" (06F-08F)
10	**D6279-03	1	Clear PVC Tubing, 3/8" x 28"
11	G10002	15	Hex Head Cap Screw, 3/8"-16 x 3/4"
12	G6801-10-12	1	Elbow W/O-Ring, 90°, 7/8"-14 Male JIC To 1 1/16"-12 O-Ring
13	GD35891	1	Filter Mount
14	G10043	2	Hex Head Cap Screw, 5/16"-18 x 3/4"
15	G10620	2	Serrated Flange Nut, 5/16"-18
16	G6400-08-12	1	Adapter, 3/4"-16 Male JIC to 1 1/16"-12 O-Ring
17	†R2366	1	Anti-Extrusion Ring
18	†R2365	1	External O-Ring
19	GD35835	1	Replacement Filter Cartridge
20	†R2367	1	Sealing O-Ring
A	GA25857	1	In-Line Filter Assembly, Includes Items 18-22
B	GR2368	-	Seal Kit, Includes: (1) Sealing O-Ring, (1) Anit-Extrusion Ring, (1) External O-Ring

\* Hydraulic hose is not stocked by Kinze Repair Parts.

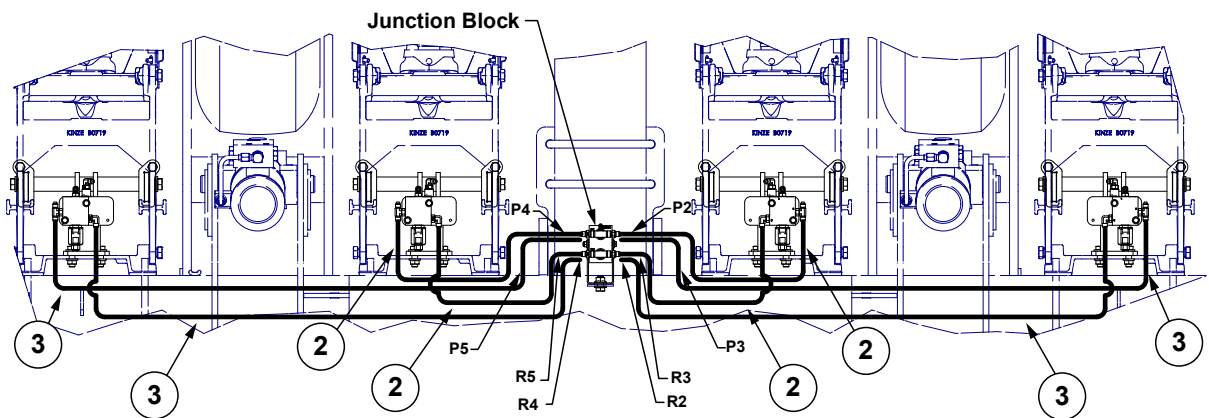
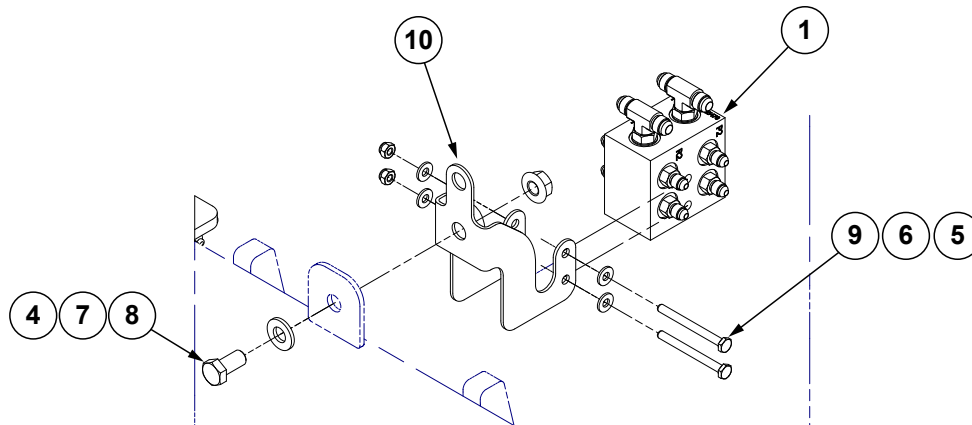
\*\*Hose not stocked by Kinze repair parts, but is available in bulk. Order GD6279-00.

(A25289)



ITEM	PART NO.	QTY.	DESCRIPTION
1	GD35314	1	Manifold Block
2	G6815-06-04	1	90° Adjustable Street Elbow
3	GA26005	1	Pressure Gauge
4	GD29318	2	Plug
5	GD29319	1	Plug
6	GD11700	1	Adapter, 1/4" NPT To 3/8" Barb
7	G6400-08 GR1037	3	Connector W/O-Ring, 3/4"-16 Male JIC To O-Ring O-Ring
8	G6400-10 GR1466	1	Connector W/O-Ring, 7/8"-14 Male JIC To O-Ring O-Ring
9	GA20252	2	Check Valve
10	GA25390	1	Solenoid, No. 10, Single Poppet
11	GA25389	1	Solenoid, No. 8, Single Poppet
12	GA25392	1	Pressure Sensor
13	GA25982	1	Direct Relief
14	GA25403	1	Coil, 12V
15	GA25404	1	Coil, 12V

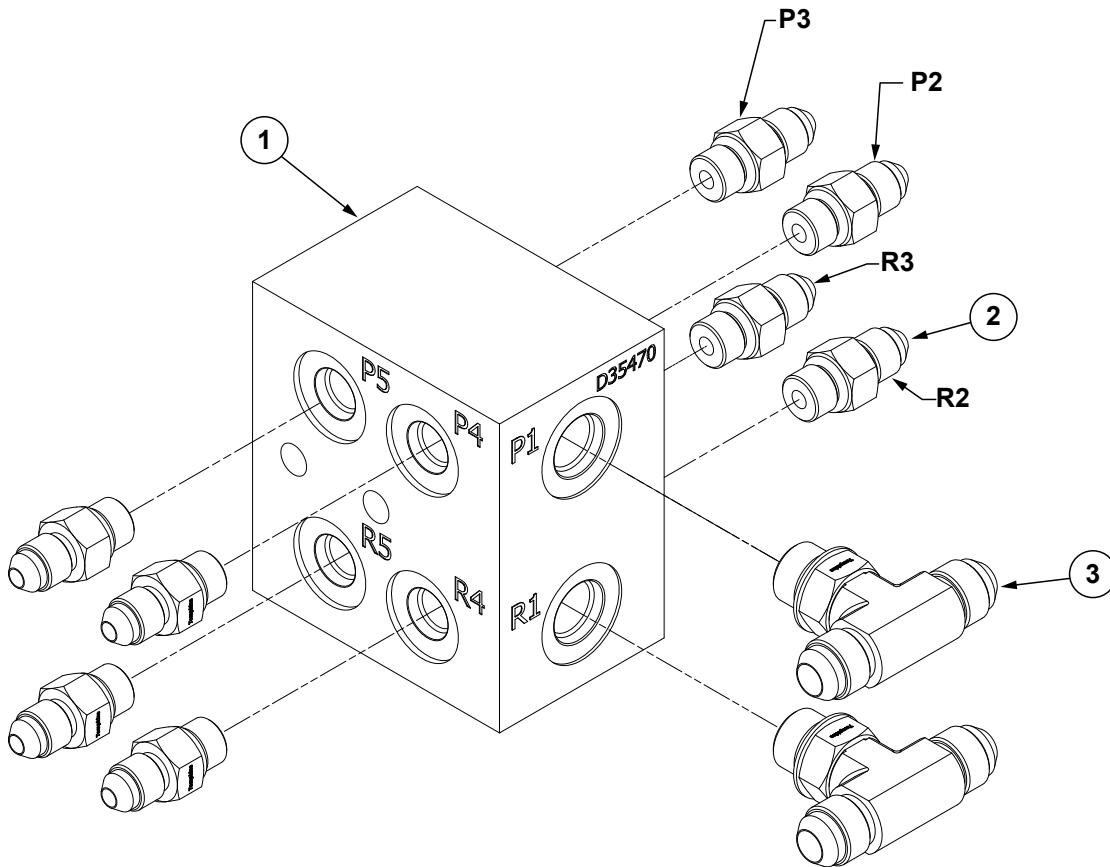
(A25517\_junctionblk)



ITEM	PART NO.	QTY.	DESCRIPTION
1	---	1	<a href="#">See "Hydraulic Down Force Junction Block Assembly (Located on Center Frame)" on page P297</a>
2	*A7678-22	4	Hose Assembly, 1/4" x 22" (04F-04F), 12 Row and 16 Row
	*A7678-24	4	Hose Assembly, 1/4" x 24" (04F-04F), 24 Row
3	*A7678-60	4	Hose Assembly, 1/4" x 60" (04F-04F)
4	G10071	1	Serrated Flange Nut, 1 1/2"-13
5	G10110	2	Lock Nut, 1/4"-20, Grade B
6	G11385	4	Flat Washer, 1/4" SAE
7	G11389	1	Flat Washer, 1/2" Plated SAE
8	G10014	1	Hex Head Cap Screw, 1/2"-13 x 1"
9	G10746	2	Hex Head Cap Screw, 1/4"-20 x 2 3/4"
10	GD35499	1	Junction Block Plate

\* Hydraulic hose is not stocked by Kinze Repair Parts.

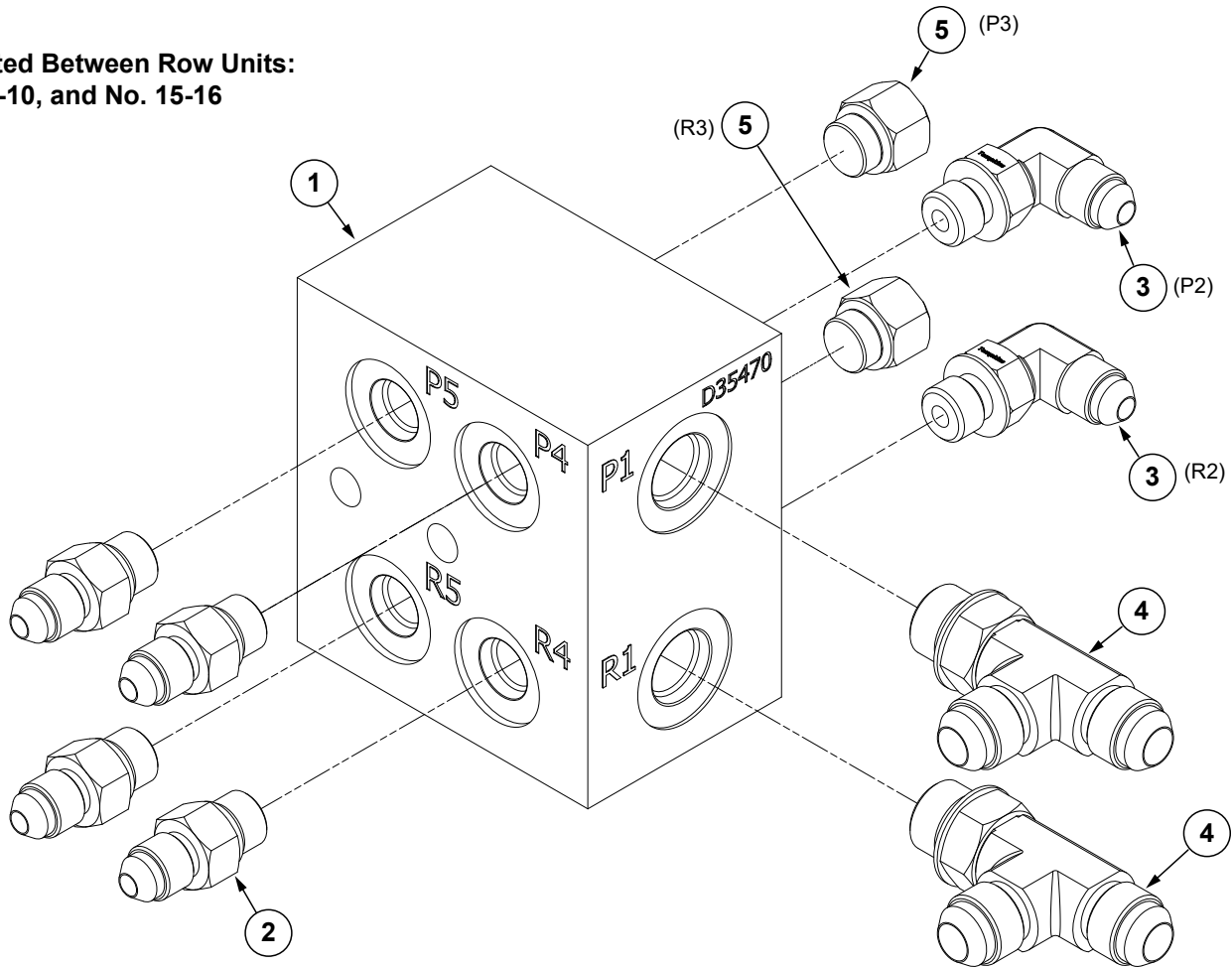
(A25477)



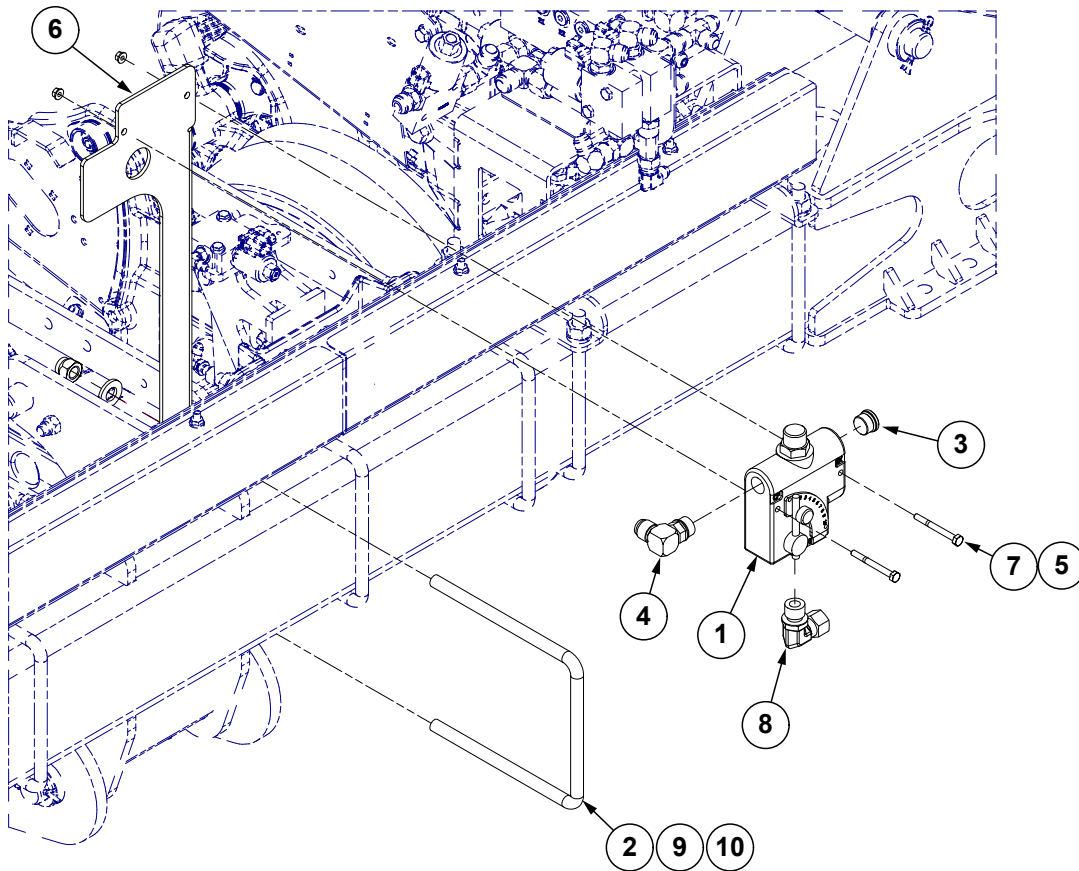
ITEM	PART NO.	QTY.	DESCRIPTION
1	GD35470	1	Block
2	G6400-04	8	Connector W/O-Ring, 7/16"-20 Male JIC To O-Ring
	GR1465	-	O-Ring
3	G6803-06	2	Tee, 1/16"-18

(A26023)

**Located Between Row Units:  
No. 9-10, and No. 15-16**



ITEM	PART NO.	QTY.	DESCRIPTION
1	GD35470	1	Block
2	G6400-04 GR1465	4 -	Connector W/O-Ring, 7/16"-20 Male JIC To O-Ring O-Ring
3	G6801-04-04	2	90° Adjustable Elbow, 7/16"-20
4	G6804-06	2	Tee, 9/16"-18 JIC
5	G6408-04 GR1465	2 -	Plug W/O-Ring, 7/16"-20 O-Ring O-Ring

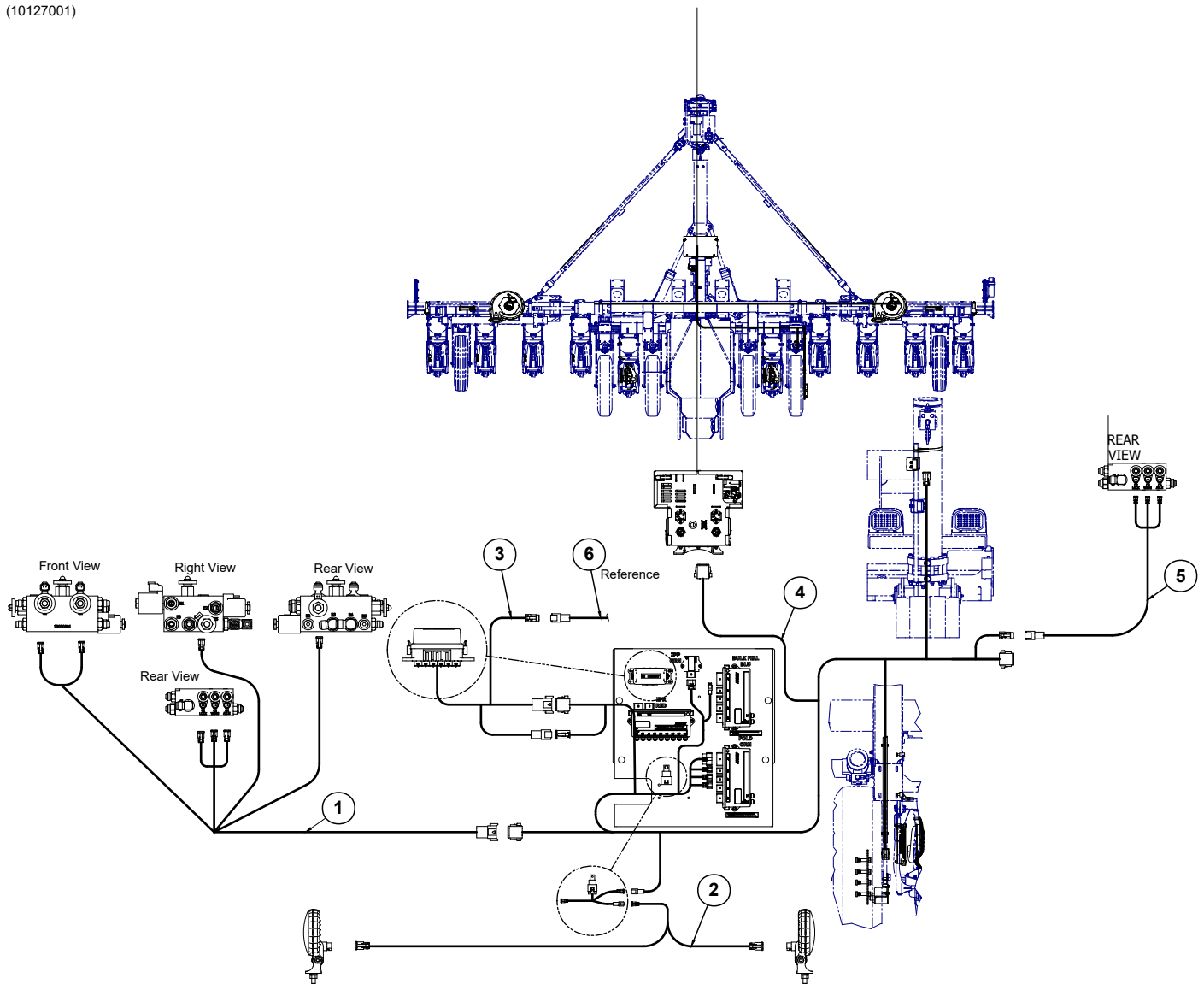


ITEM	PART NO.	QTY.	DESCRIPTION
1	GA10918	1	Flow Control Valve
2	GD1114	1	U-Bolt, 7" x 7" x 5/8"-11
3	G6408-H10-0	1	Hex Socket Head Plug W/O-Ring, 7/8"-14 O-Ring
4	G6801-10 GR1466	1 -	Elbow W/O-Ring, 90°, 7/8"-14 Male JIC To O-Ring O-Ring
5	G10621	2	Serrated Flange Nut, 1/4"-20
6	GD36971	1	Flowmeter Bracket
7	G11958	2	Hex Head Cap Screw, 1/4"-20 x 2 1/2", Grade 5
8	G6809-10	1	Elbow W/O-Ring, 90°, 7/8"-14 Female JIC to 7/8"-14 O-Ring
9	G11391	2	Flat Washer, 5/8" SAE
10	G10730	2	Lock Nut W/Nylon Insert, 5/8"-11



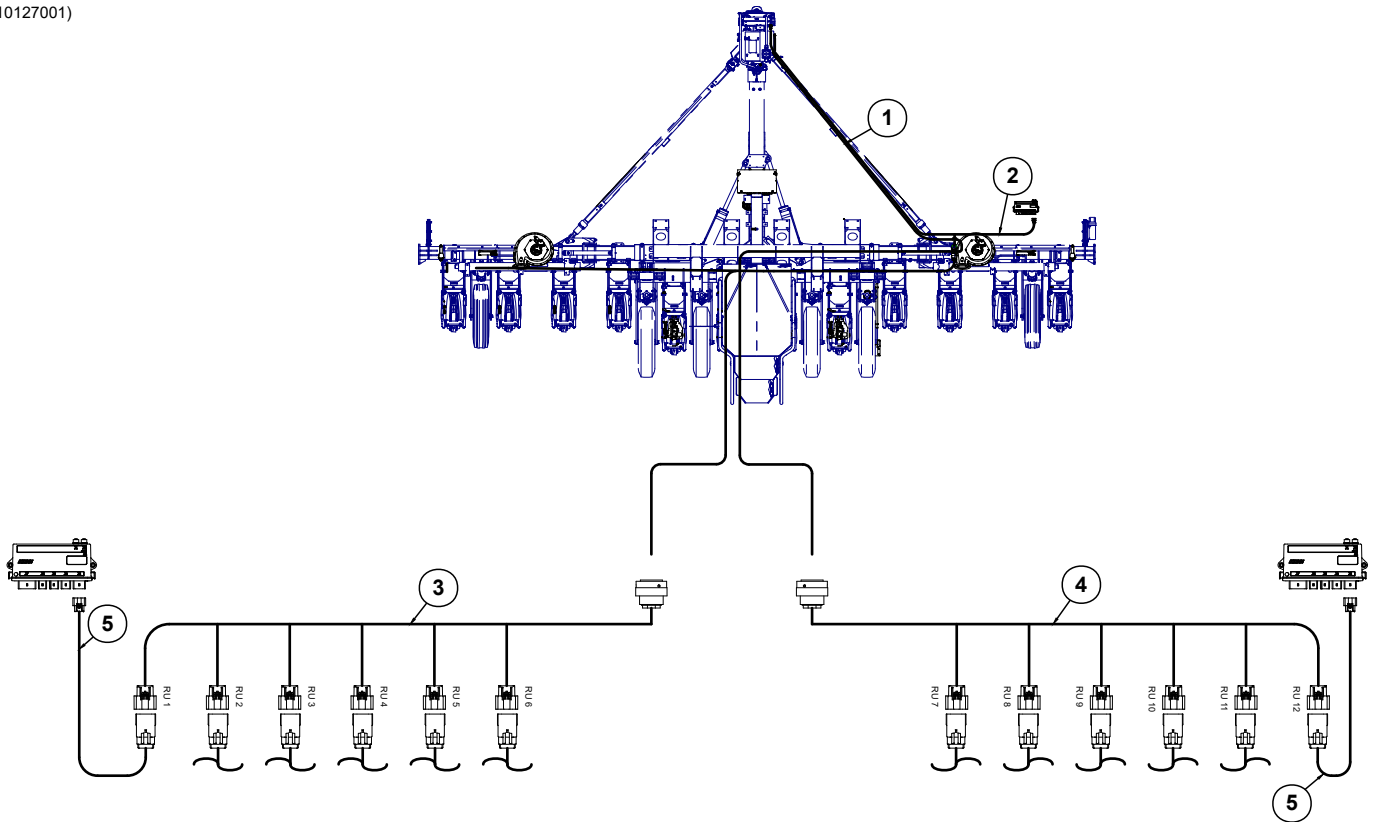
**This page left blank intentionally.**

(10127001)



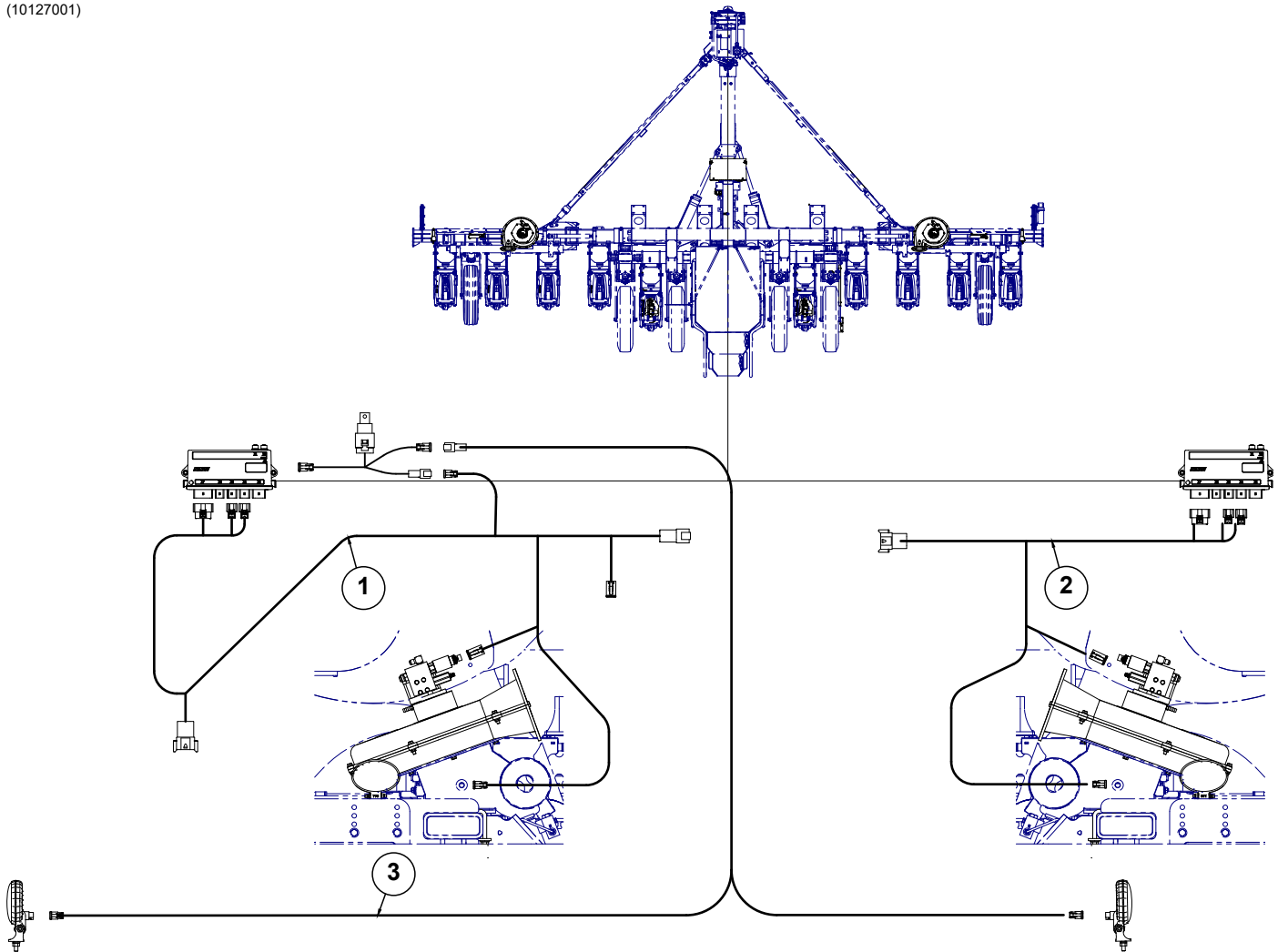
ITEM	PART NO.	QTY.	DESCRIPTION
1	G10015101	1	Fold, Left Wing/Row Marker Harness
2	GA19409	1	Center Work Light Cable
3	G10091701	1	Fold Relay Harness
4	G10030301	1	Fold IPN/RW Harness, 12 Row and 16 Row
	G10014801	1	Fold IPN Harness, 24 Row
5	G10015201	1	Fold RW Harness
6	G10031301	1	12V Power TB Harness, 12 Row and 16 Row
	G10014901	1	12V Power TB Harness, 24 Row

(10127001)



ITEM	PART NO.	QTY.	DESCRIPTION
1	G10209003	1	12V Power Harness, Draft Link, 12 Row
	GA25879	-	12V Power Harness, Draft Link, 16 Row
	GA25194	-	12V Power Harness, Draft Link, 24 Row
2	G10031301	1	12V Power TB Harness, 12 Row and 16 Row
	G10014901	-	12V Power TB Harness, 24 Row
3	GA25934	1	24V Row Unit Power Harness, 12 Row (Rows 1-6)
	GA25872	-	24V Row Unit Power Harness, 16 Row (Rows 1-8)
	GA25196	-	24V Power Harness, 24 Row (Rows 1-12)
4	GA25935	1	24V Row Unit Power Harness, 12 Row (Rows 7-12)
	GA25873	-	24V Row Unit Power Harness, 16 Row (Rows 9-16)
	GA25197	-	24V Power Harness, 24 Row (Rows 13-24)
5	GA22547	2	Worklight Relay Harness

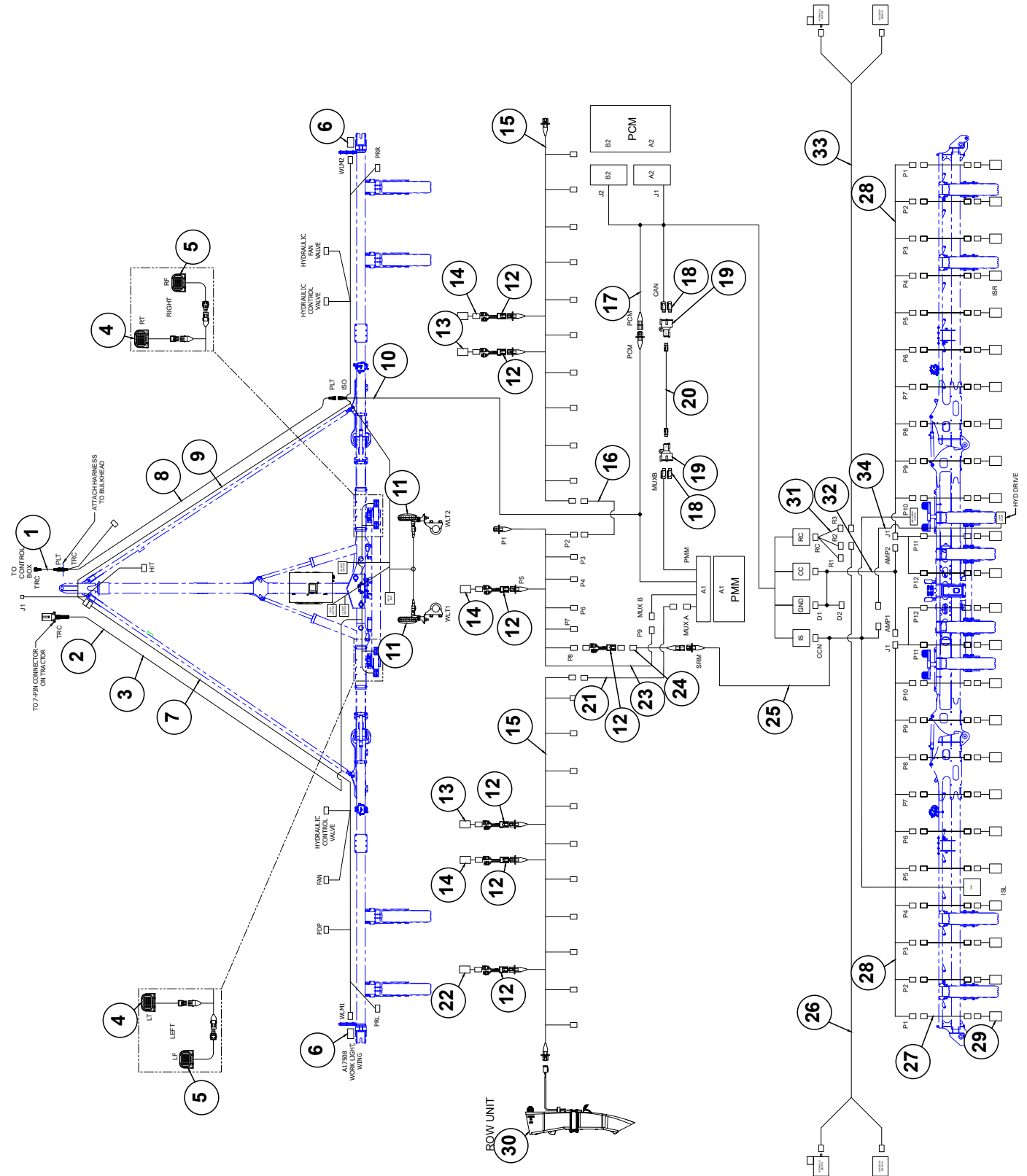
(10127001)



ITEM	PART NO.	QTY.	DESCRIPTION
1	G10200401	1	Left Wing IPN Harness, 12 Row and 16 Row
	G10200101	-	Left Wing IPN Harness, 24 Row
2	G10031201	1	Right Wing IPN Harness, 12 Row and 16 Row
	G10015001	-	Right Wing IPN Harness, 24 Row
3	GA25217	1	Wing Worklight Harness, 12 Row and 24 Row
	GA25984	-	Wing Worklight Harness, 16 Row

**This page left blank intentionally.**

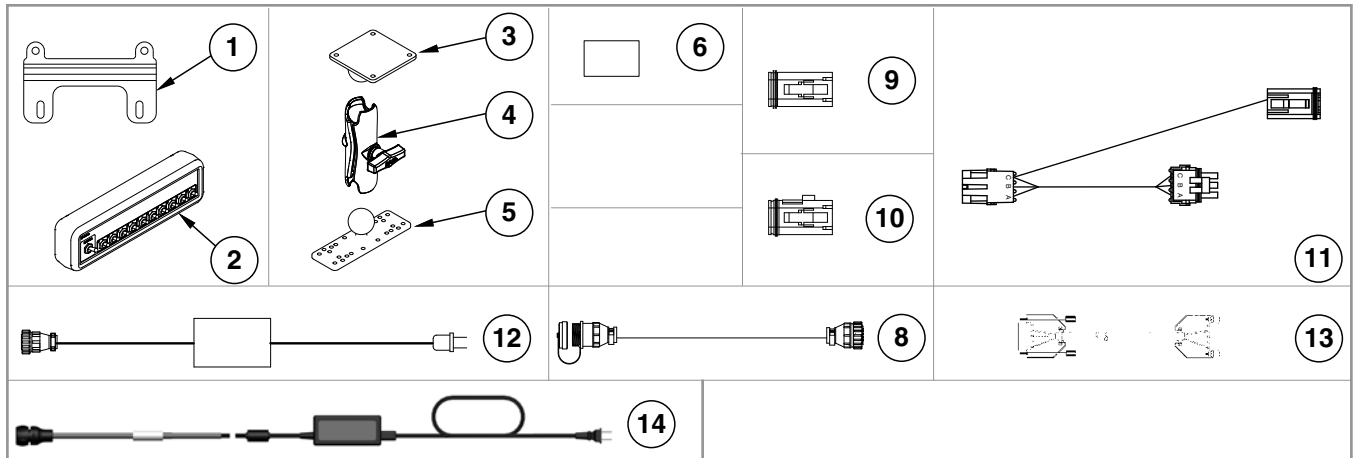
(10250001)



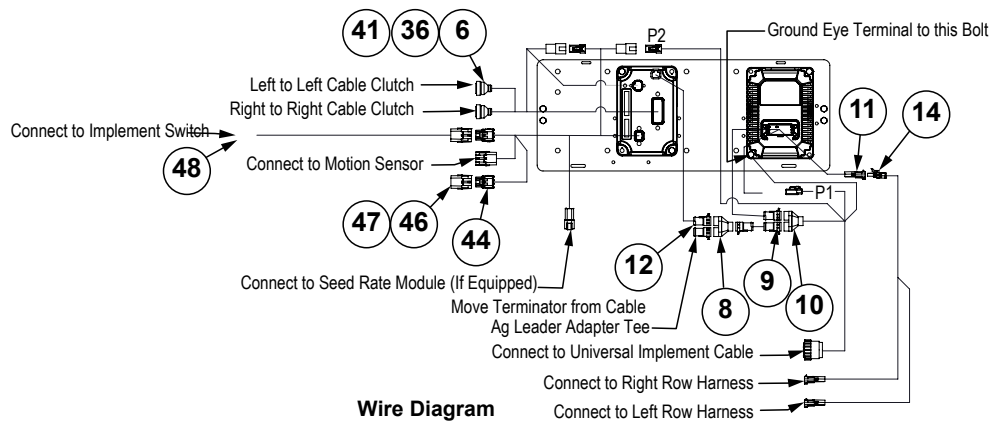
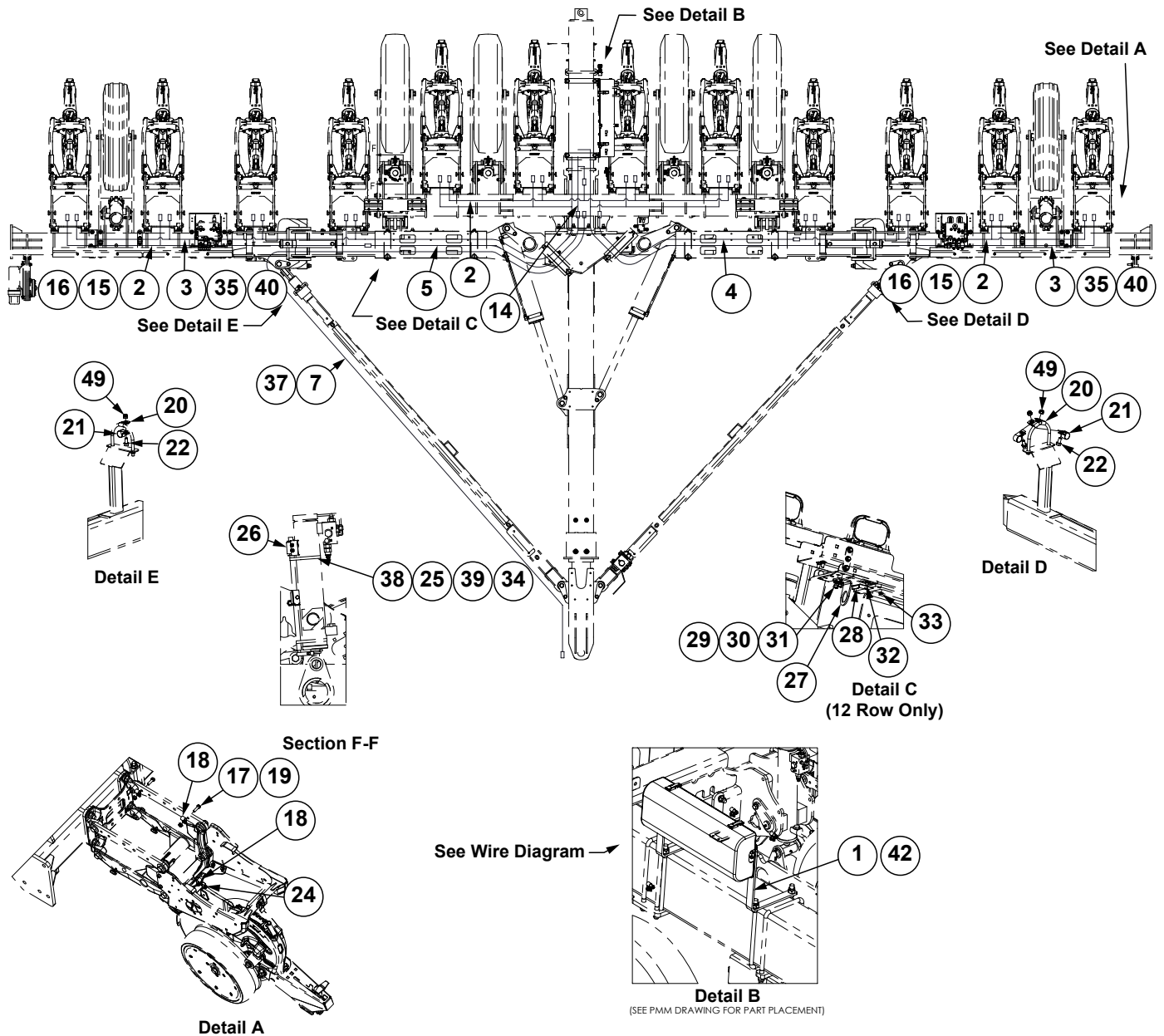
ITEM	PART NO.	QTY.	DESCRIPTION
1	GA19392	1	ISO Extension Cable
2	GA25207	1	Tail Light Extension Harness
3	GA25936	1	Tail Light Harness, 12 Row
	GA25878	1	Tail Light Harness, 16 Row
	GA25206	1	Tail Light Harness, 24 Row
4	GA17833	2	Stop/Turn Lamp, Red
5	---	2	<a href="#">See "Light/Reflective Decal Brackets" on page P318</a>
6	---	2	<a href="#">See "Auxiliary Work Lights" on page P319</a>
7	G10422501	1	ISOBUS Harness, Left Wing, 12 Row and 16 Row
	G10158101	1	ISOBUS Harness, Left Wing, 24 Row
8	GA20361	1	ISO Cable, 12 Row and 16 Row
	GA20360	1	ISO Cable, 24 Row
9	G10169001	1	ISOBUS Harnes, Right Wing, 12 Row and 16 Row
	G10157801	1	ISOBUS Harnes, Right Wing, 24 Row
10	GA20898	1	ISO Implement Cable, 132", 12 Row and 16 Row
	GA19210	1	ISO Implement Cable, 206", 24 Row
11	---	2	<a href="#">See "Auxiliary Work Lights" on page P319</a>
12	GA12812	7	Hall Effect Adapter
13	GR1415	2	Rotation Sensor
14	GA14847	3	Low Pressure Sensor (0-40 IN H2O)
15	GA8022	2	Planter Harness W/Dust Caps, 6 Row (9 Connectors), 12 Row
	GA7850	2	Planter Harness W/Dust Caps, 8 Row (12 Connectors), 16 Row
	GA13980	2	Planter Harness W/Dust Caps, 12 Row (16 Connectors), 24 Row
16	GA7849	1	Extension Harness, 15'
17	GA15882	1	Product Control Module Cable
18	GD22974	2	Terminating Resistor, 2-Way DTM
19	GD22975	2	2-Way Y-Splitter
20	GA15883	1	CAN Jumper Cable
21	GA7854	1	Extension Harness W/Dust Cap, 15'
22	GA14846	1	High Pressure Sensor (0-120 PSI)
23	GA8022	1	Planter Harness W/Dust Caps, 6 Row (9 Connectors)
	GB1090		Dust Cap
24	GA16343	1	Jump Start Cable
25	GA22137	1	12V Implement Switch Cable, 12 Row
	GA22138	1	12V Implement Switch Cable, 16 Row
	GA22139	1	12V Implement Switch Cable, 24 Row
26	GA19218	1	Seed Rate Cable, 12 and 16 Row
	GA19220	1	Seed Rate Cable, 24 Row
27	GA17200	1	Adapter Clutch HS Driver Cable
28	GA19263	2	12V Clutch Cable, 12 Row
	GA19264	2	12V Clutch Cable, 16 Row
	GA19265	2	12V Clutch Cable, 24 Row
29	GA16374	1	Electric Clutch
30	---	-	<a href="#">See "Shank Assembly, Seed Tube, and Depth Adjustment" on page P3</a>
31	GA15884	1	Rate Control Cable
32	GA16382	1	Section Adapter Cable (2 Row), 12 Row
	GA16375	1	Section Adapter Cable (2 Row), 16 Row
	GA16386	1	Section Adapter Cable (2 Row), 24 Row
33	GA19216	1	Seed Rate Cable, 12 Row
	GA19218	1	Seed Rate Cable, 16 Row
	GA19220	1	Seed Rate Cable, 24 Row
34	GA22140	1	Jump Start Cable

**This page left blank intentionally.**

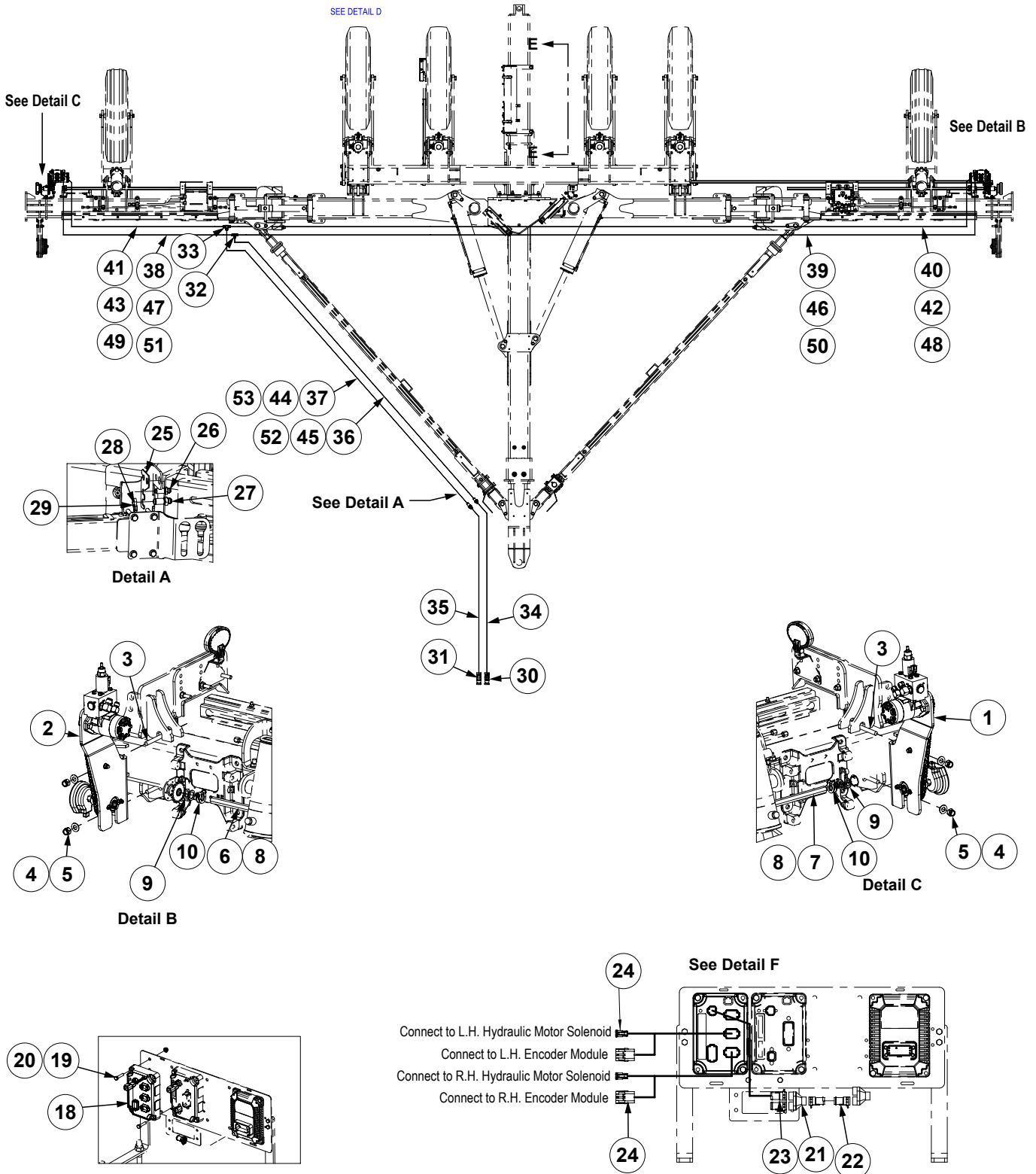




ITEM	PART NO.	QTY.	DESCRIPTION
1	GR2279	1	Switch Box Bracket
	G12103	4	Lock Washer, M6
	G12212-08	4	Phillips Pan Head Machine Screw, M6-1.0 x 8, Grade 2
2	GA12539	1	Switch Box Module
3	GD18408	1	Ram Vesa Base
4	GA12868	1	Ram Double Socket Arm
5	GD18407	1	Ram Base
6	GA14449	1	Flash Drive (InCommand)
7	---	-	---
8	GA13562	1	Cable Extension, 15' (Ag Leader)
9	GR1838	1	Dust Plug
10	GR1839	1	Dust Plug
11	GA13572	1	Multi-Product Cable
12	GA12852	1	Power Supply
13	GA12853	1	Null Modem Cable
14	GA24649	1	Power Supply (InCommand)
A	GA14448	-	Ram Mount Hardware Kit



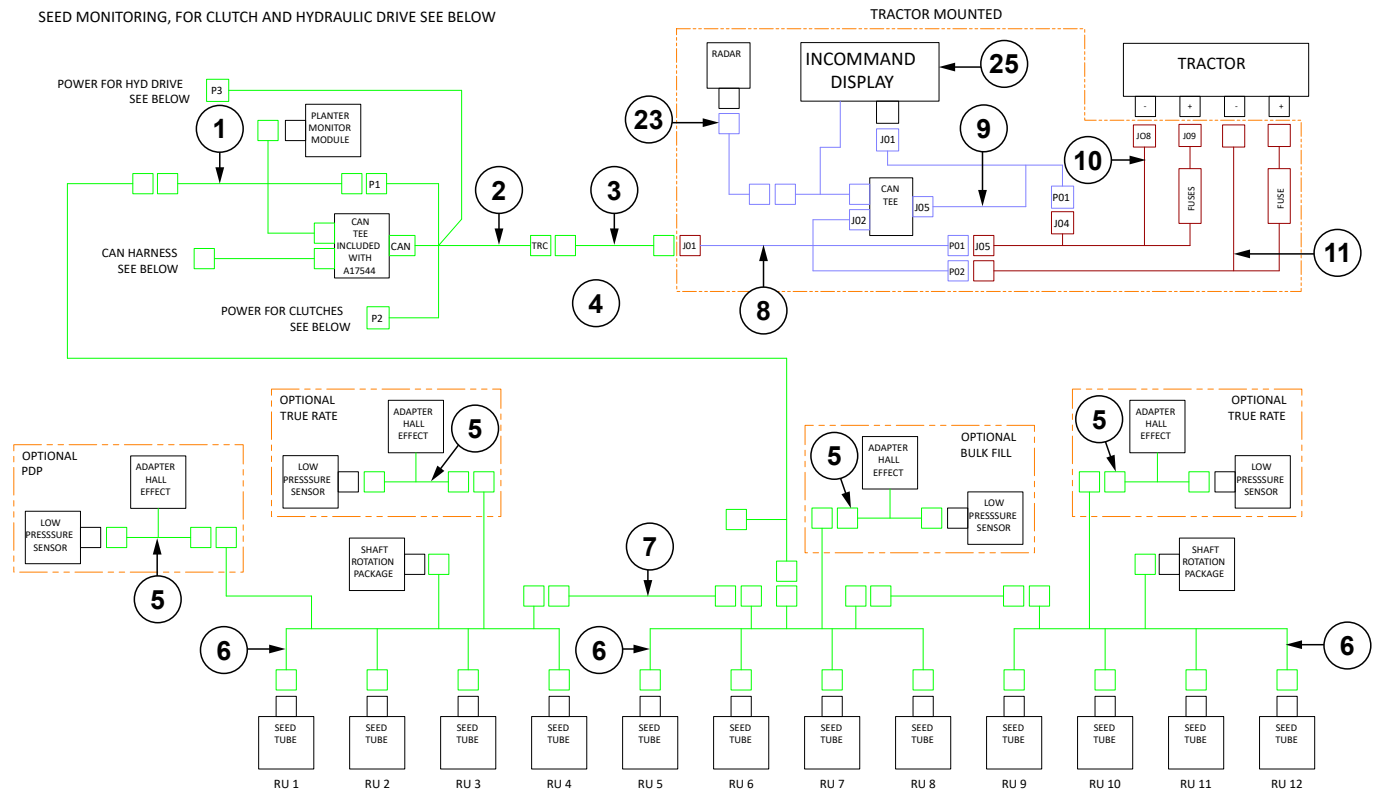
ITEM	PART NO.	QTY.	DESCRIPTION
1	---	1	<a href="#">See "Planter Monitor Module (PMM)" on page P317</a>
2	GA8022 GD11993	1	Planter Harness W/Dust Caps, 6 Row (9 Connectors) Dust Cap
3	GA19263	1	12V Clutch Cable, 12 Row
4	GA7849	1	Extension Harness, 15'
5	GA7854 GD11993	1	Extension Harness W/Dust Cap, 15' Dust Cap
6	GA16382	1	Section Adapter Cable (2 Row), 12 Row
7	GA17542	1	Universal Implement Cable, 520"
8	GD18176	1	Y-Splice Connector
9	GA12559	1	Can Extension Cable, 5"
10	GA17544	1	Ag Leader Adapter Cable
11	GA12557	1	Planter Monitor Module Cable
12	GA12558	1	Can Stub Cable, 8"
44	GA16826	1	Implement Switch Extension Cable
14	GA7853 GD11993	1	Junction Y-Harness W/Dust Cap Dust Cap
15	GA7850 GD11993	1	Planter Harness W/Dust Caps, 8 Row (12 Connectors) Dust Cap
16	GA7851 GD11993	1	Planter Harness W/Dust Caps, 12 Row (16 Connectors) Dust Cap
17	G10004	1	Hex Head Cap Screw, 3/8"-16 x 1 1/4"
18	GD13348	1	Insulated Clamp, 1 1/16"
19	G10622	1	Serrated Flange Nut, 3/8"-16
20	GD27520	1	Insulated Clamp, 3/8"
21	GD20095	1	Insulated Clamp
22	G11123	1	Hex Serrated Flange Cap Screw, 3/8"-16 x 3/4"
23	G10108	1	Lock Nut, 3/8"-16
24	G11560	1	Hex Socket Flange Cap Screw, 5/16"-18 x 5/8", Grade 5
25	G10103101	1	Cylinder Tube Spacer
26	---	1	<a href="#">See "Implement Switch Assembly" on page P243</a>
27	GD26175	1	Connector Bracket
28	GD31328	1	Edge Protector Bracket
29	G10308	1	Carriage Bolt, 3/8"-16 x 3/4"
30	G11387	1	Flat Washer, 3/8" SAE
31	G10101	1	Hex Nut, 3/8"-16
32	G11914	1	Carriage Bolt, 1/4"-20 x 1/2", Grade 5
33	G10621	1	Serrated Flange Nut, 1/4"-20
34	G10099101	1	Cylinder Tube Spacer
35	GA19264	1	12V Clutch Cable
36	GA16375	1	Section Adapter Cable (2 Row)
37	GA17543	1	Implement Cable
38	G10051001	1	Bolt Clamp, 4" to 7 1/4"
39	G10049001	1	Cylinder Tube Spacer
40	GA19265	1	12V Clutch Cable
41	GA16386	1	Section Adapter Cable (2 Row)
46	GD11079	1	3 Pin Receptacle, Black
47	GD11089	1	Sealing Plug
48	G10192101	1	Implement Switch Adapter Harness
52	---	1	<a href="#">See "Planter Monitor Module (PMM)" on page P317</a>



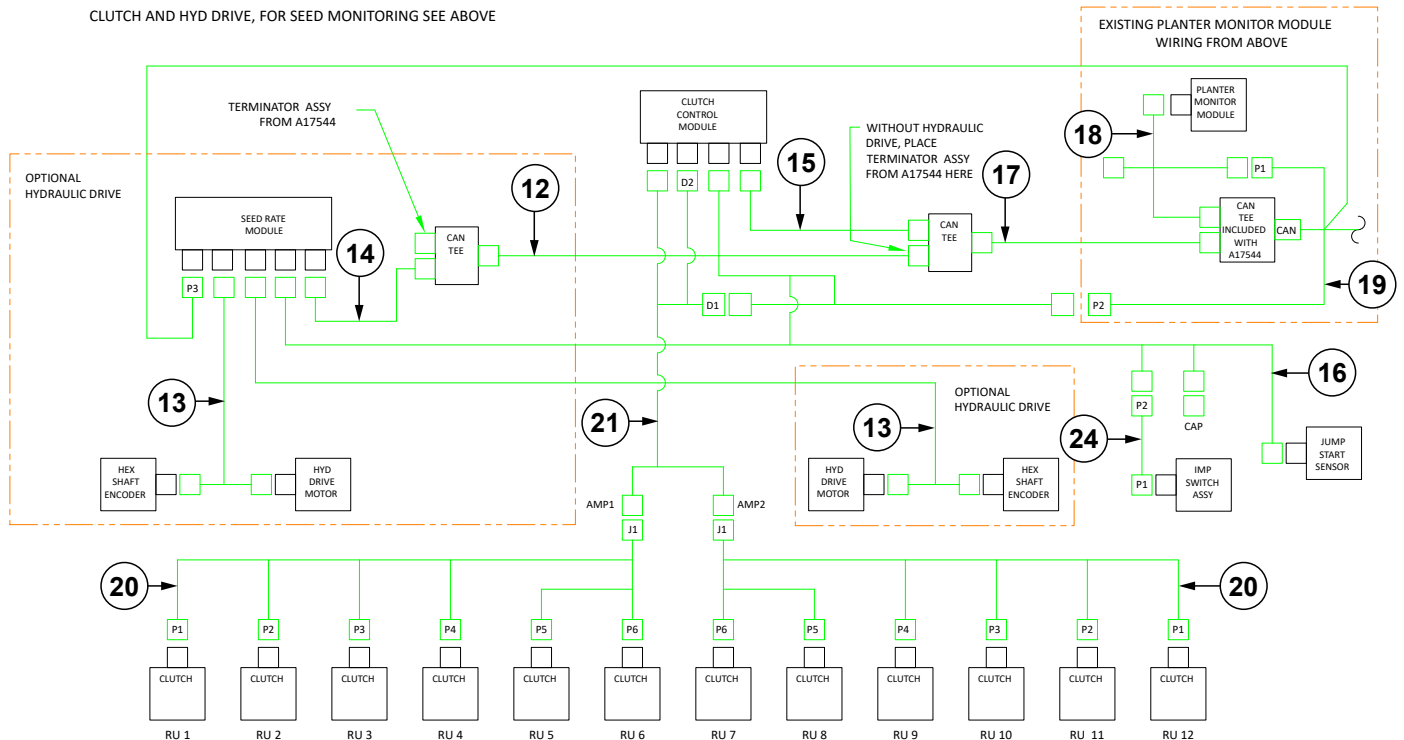
Section E-E  
Wire Diagram  
(Some Parts Not Shown for Clarity)

ITEM	PART NO.	QTY.	DESCRIPTION
1	---	1	<a href="#">See "Hydraulic Drive Assembly" on page P159</a>
2	---	1	<a href="#">See "Hydraulic Drive Assembly" on page P159</a>
3	GD1114	2	U-Bolt, 7" x 7" x 5/8"-11
4	G11391	4	Flat Washer, 5/8" SAE
5	G10107	4	Lock Nut, 5/8"-11
6	GD0914-76.5	1	Hex Shaft, 7/8" x 76.5"
6	GD0914-136.5	-	Hex Shaft, 7/8" x 136.5"
7	GD0914-78.5	1	Hex Shaft, 7/8" x 78.5"
7	GD0914-138.5	-	Hex Shaft, 7/8" x 138.5"
8	GD0914-115	-	Hex Shaft, 7/8" x 115"
9	G10233	4	Machine Bushing, 1 1/2" x 1/2", 10 Gauge (.1345")
10	GA11331	2	Hex Lock Clamp Assembly
11	GD18643	1	Jump Start Wheel
12	G11254	4	Serrated Flange Nut, 5/8"-18
13	GD18676	4	Lug Bolt, 5/8"-18 x 2 3/4"
14	GD19252	1	Cable Guard
15	G10012101	1	Jump Start Bracket
16	G10857	2	Hex Head Cap Screw, 1/4"-20 x 1 1/4"
17	G10621	2	Serrated Flange Nut, 1/4"-20
18	GA12564	1	Seed Rate Control Module
19	G10133	2	Hex Head Cap Screw, 5/16"-18 x 1 1/2"
20	G10620	2	Serrated Flange Nut, 5/16"-18
21	GD18176	1	Y-Splice Connector
22	GA12567	1	Can Extension Cable, 4" (Hydraulic Drive)
23	GA12566	1	Cab Stub Cable, 6" (Hydraulic Drive)
24	GA19216	2	Seed Rate Cable
24	GA19218	-	Seed Rate Cable, 16 Row
24	GA19220	-	Seed Rate Cable, 24 Row
25	G10340401	1	Bulkhead Plate
26	G2700-08	1	Bulkhead Tube Union, 3/4"-16 Male JIC
27	G2700-10	1	Bulkhead Tube Union, 7/8"-14 Male JIC
28	G306-08	1	Lock Nut, 3/4"-16
29	G306-10	1	Lock Nut, 7/8"-14
30	GA26924-09	1	Hose Label/Cover, Black (Extend)
31	GA26924-10	1	Hose Label/Cover, Black (Retract)
32	G2603-08	1	Tee, 3/4"-16 Male JIC
33	G2603-10	1	Tee, 7/8"-14 Male JIC
34	*A18692-98	1	Hose Assembly, 1/2" AR x 98" (8F - 1/2 M NPTF W/EXT W/TIP)
35	*A21546-98	1	Hose Assembly, 5/8" AR x 98" (10F - 1/2 M NPTF W/EXT W/TIP SP)
36	*A18686-150	1	Hose Assembly, 1/2" AR x 150" (08F - 08F90S)
37	*A21544-150	1	Hose Assembly, 5/8" AR x 150" (10F - 10F90S)
38	*A15032-92	1	Hose Assembly, 3/8" AR x 92" ( 08F - 08F)
39	*A15032-306	1	Hose Assembly, 3/8" AR x 306" ( 08F - 08F)
40	*A18629-306	1	Hose Assembly, 3/8" AR x 306" ( 08F - 08F)
41	*A18629-92	1	Hose Assembly, 3/8" AR x 92" ( 08F - 08F)
42	*A15032-382	-	Hose Assembly, 3/8" AR x 382" ( 08F - 08F)
43	*A15032-136	-	Hose Assembly, 3/8" AR x 136" ( 08F - 08F)
44	*A18686-184	-	Hose Assembly, 1/2" AR x 184" (08F - 08F90S)
45	*A21544-184	-	Hose Assembly, 5/8" x 184" (10F - 10F90S)
46	*A18629-382	-	Hose Assembly, 1/2" AR x 382" (10F - 10F)
47	*A18629-136	-	Hose Assembly, 1/2" AR x 136" (10F - 10F)
48	*A15032-516	-	Hose Assembly, 3/8" AR x 516" ( 08F - 08F)
49	*A15032-228	-	Hose Assembly, 3/8" x 228" (08F-08F)
50	*A18629-516	-	Hose Assembly, 1/2" AR x 516" (10F - 10F)
51	*A18629-228	-	Hose Assembly, 1/2" x 228" (10F-10F)
52	*A21544-288	-	Hose Assembly, 5/8" x 288" (10F - 10F90S)
53	*A18686-288	-	Hose Assembly, 1/2" AR x 288" (08F - 08F90S)

SEED MONITORING, FOR CLUTCH AND HYDRAULIC DRIVE SEE BELOW

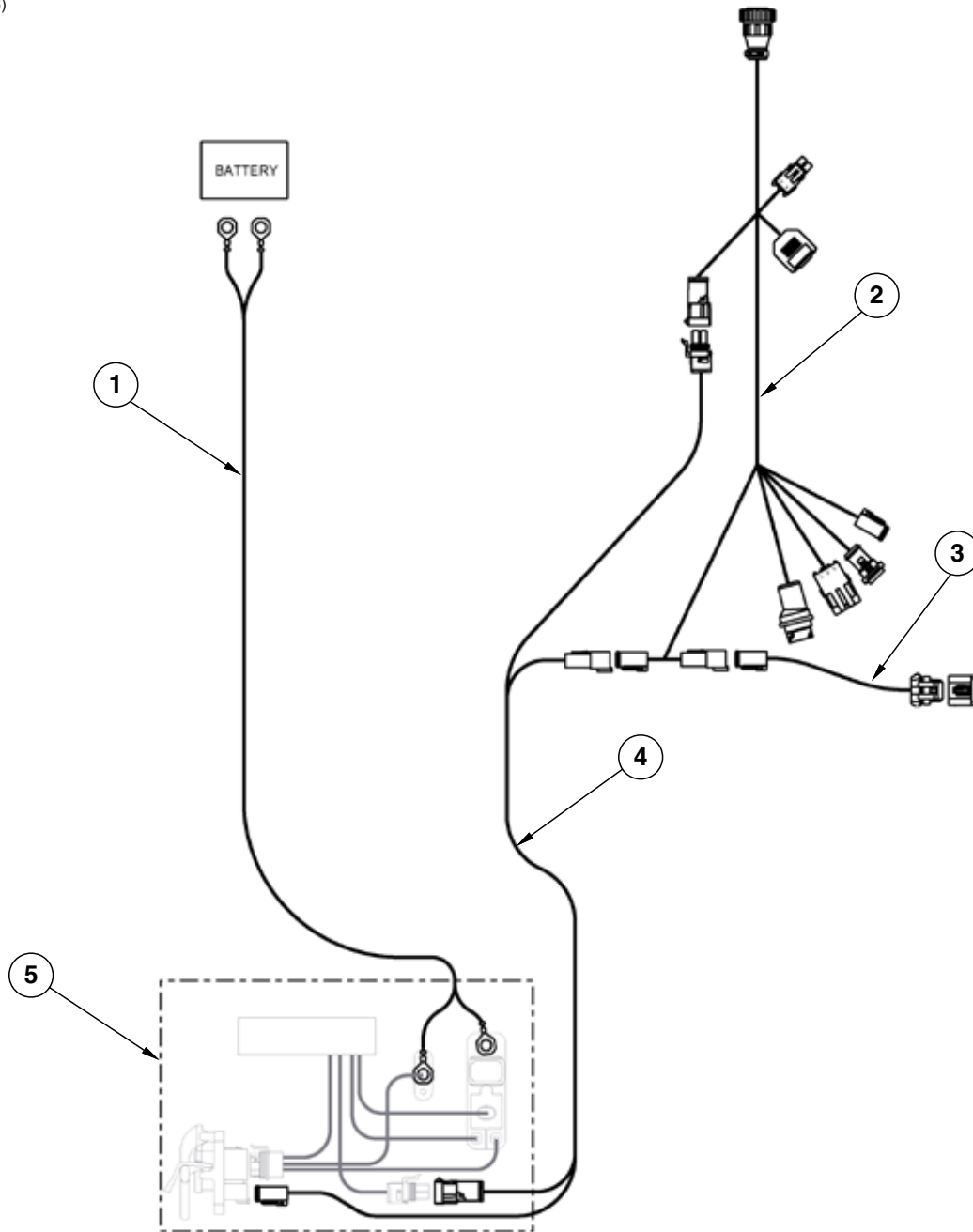


CLUTCH AND HYD DRIVE, FOR SEED MONITORING SEE ABOVE



ITEM	PART NO.	QTY.	DESCRIPTION
1	GA12557	1	Planter Monitor Module Cable
2	GA17544	1	Ag Leader Adapter Cable
3	GA17542	1	Universal Implement Cable, 520" (12 Row)
	GA17543	-	Universal Implement Cable, 580" (16 Row and 24 Row)
4	GA7853	1	Junction Y-Harness W/Dust Cap
	GD11993	-	Dust Cap
5	GA12812	1	Hall Effect Adapter
6	GA8022	3	Planter Harness W/Dust Caps, 12 Row (9 Connectors)
	GA7850	-	Planter Harness W/Dust Caps, 16 Row (12 Connectors)
	GA7851	-	Planter Harness W/Dust Caps, 24 Row (16 Connectors)
	GD11993	-	Dust Cap
7	GA7849	1	Extension Harness, 15'
8	GA14450	1	CAN Adapter Cable
9	G10428901	1	InCommand Display Cable
10	GA14452	1	Power Cable
11	GA12598	1	Seed Rate Power Cable
12	GA12567	1	Can Extension Cable, 4" (Hydraulic Drive)
13	GA19216	2	Seed Rate Cable
14	GA12566	1	Cab Stub Cable, 6" (Hydraulic Drive)
15	GA12558	1	Can Stub Cable, 8"
16	GA16826	1	Implement Switch Extension Cable
17	GA12559	1	Can Extension Cable, 5"
18	GA12557	1	Planter Monitor Module Cable
19	GA17544	1	Ag Leader Adapter Cable
20	GA19263	2	12V Clutch Cable, 12 Row
	GA19264	-	12V Clutch Cable, 16 Row
	GA19265	-	12V Clutch Cable, 24 Row
21	GA16382	1	Section Adapter Cable (2 Row), 12 Row
	GA16375	-	Section Adapter Cable (2 Row), 16 Row
	GA16386	-	Section Adapter Cable (2 Row), 24 Row
22	GA7854	1	Extension Harness W/Dust Cap, 15'
	GD11993	-	Dust Cap
23	GA12596	1	Radar Adapter Cable
24	G10192101	1	Implement Switch Adapter Harness
25	GA24887	-	InCommand Display

(TP1106)

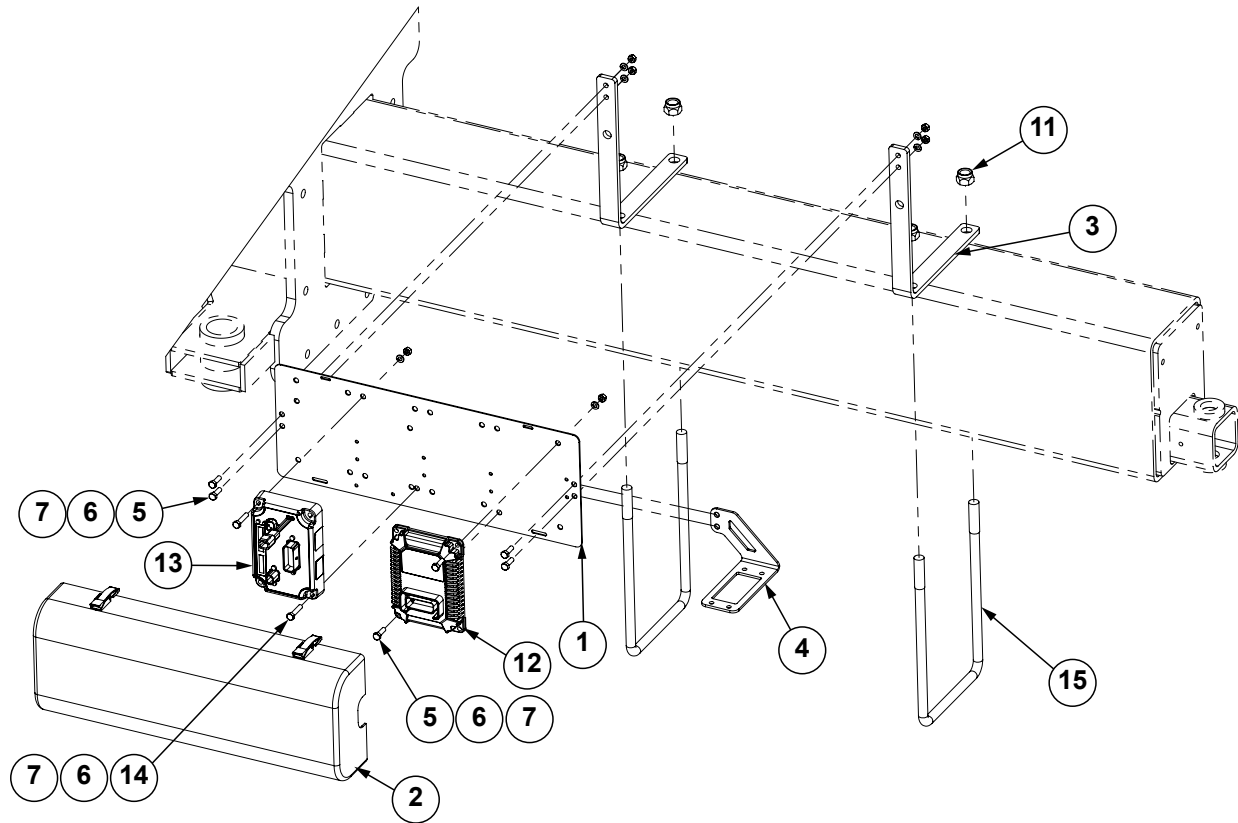


ITEM	PART NO.	QTY.	DESCRIPTION
1	GA16834	1	Battery Cable
2	---	-	<a href="#">See "Miscellaneous Electronic Parts" on page P308</a>
3	GA16355	1	Terminator Cable
4	GA16832	1	ISO Integra Extension Cable
5	GA16833	1	ISO Connector



**This page left blank intentionally.**

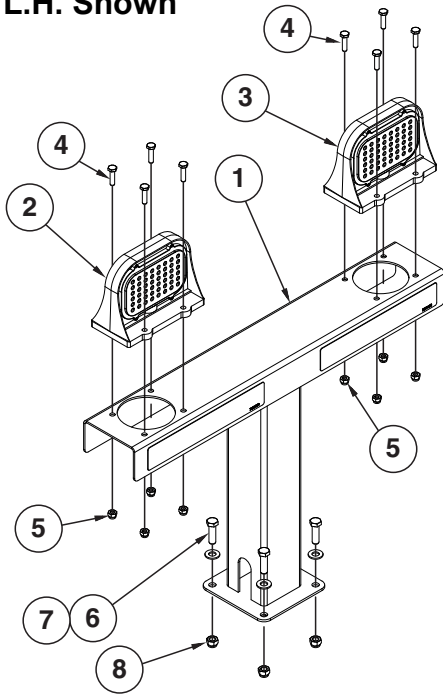
(10356601)



ITEM	PART NO.	QTY.	DESCRIPTION
1	G10200901	1	Module Mounting Bracket
2	GA12563	1	Module Cover Assembly W/Lock Clamps
3	GD29105	2	Module Bracket Mount
4	G10364701	1	Relay Box Mounting Plate
5	G10019	6	Hex Head Cap Screw, 5/16"-18 x 1"
6	G10232	8	Lock Washer, 5/16"
7	G10106	8	Hex Nut, 5/16"-18
11	G10112	4	Lock Nut, 3/4"-10
12	GA16351	1	Planter Monitor Module, Ag Leader
	GA15290	-	Planter Monitor Module, ISOBUS (2021 Production Only)
13	GA12537	1	Clutch Control Module
14	G10133	2	Hex Head Cap Screw, 5/16"-18 x 1 1/2"
15	GD25235	2	U-Bolt, 8" x 14" x 3/4"-10, 12 Row and 16 Row
	GD25499		U-Bolt, 8" x 16" x 3/4"-10, 24 Row

(A17569)

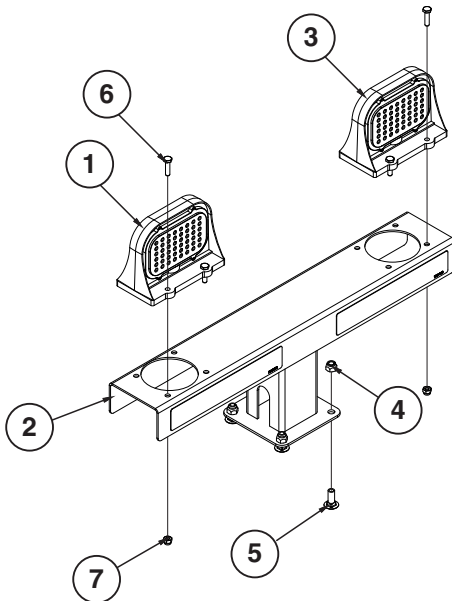
**L.H. Shown**



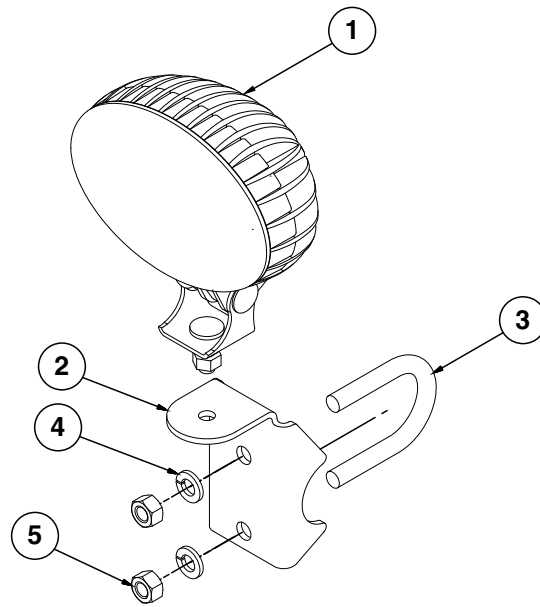
ITEM	PART NO.	QTY.	DESCRIPTION
1	GA21332	1	Light Mount
2	GA18350	1	Flasher Lamp, Amber
3	GA17833	1	Stop/Turn Lamp, Red
4	G10064	8	Hex Head Cap Screw, 1/4"-20 x 1"
5	G11320	8	Lock Nut, 1/4"-20, Grade B
6	G10004	4	Hex Head Cap Screw, 3/8"-16 x 1 1/4"
7	G11387	4	Flat Washer, 3/8" SAE
8	G10108	4	Lock Nut, 3/8"-16

(A18171)

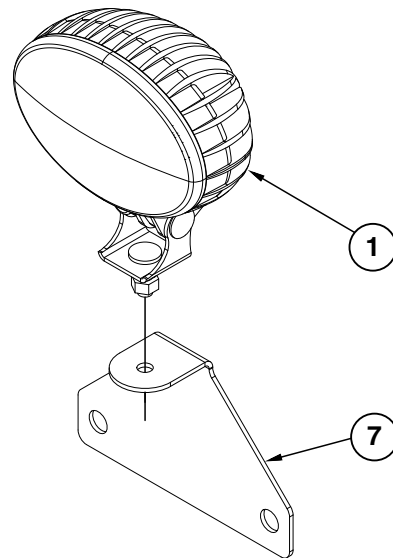
**L.H. Shown**



ITEM	PART NO.	QTY.	DESCRIPTION
1	GA18350	1	Flasher Lamp, Amber
2	GA21333	1	Light Mount
3	GA17833	1	Stop/Turn Lamp, Red
4	G10108	4	Lock Nut, 3/8"-16
5	G10305	4	Carriage Bolt, 3/8"-16 x 1"
6	G10064	8	Hex Head Cap Screw, 1/4"-20 x 1"
7	G11320	8	Lock Nut, 1/4"-20, Grade B

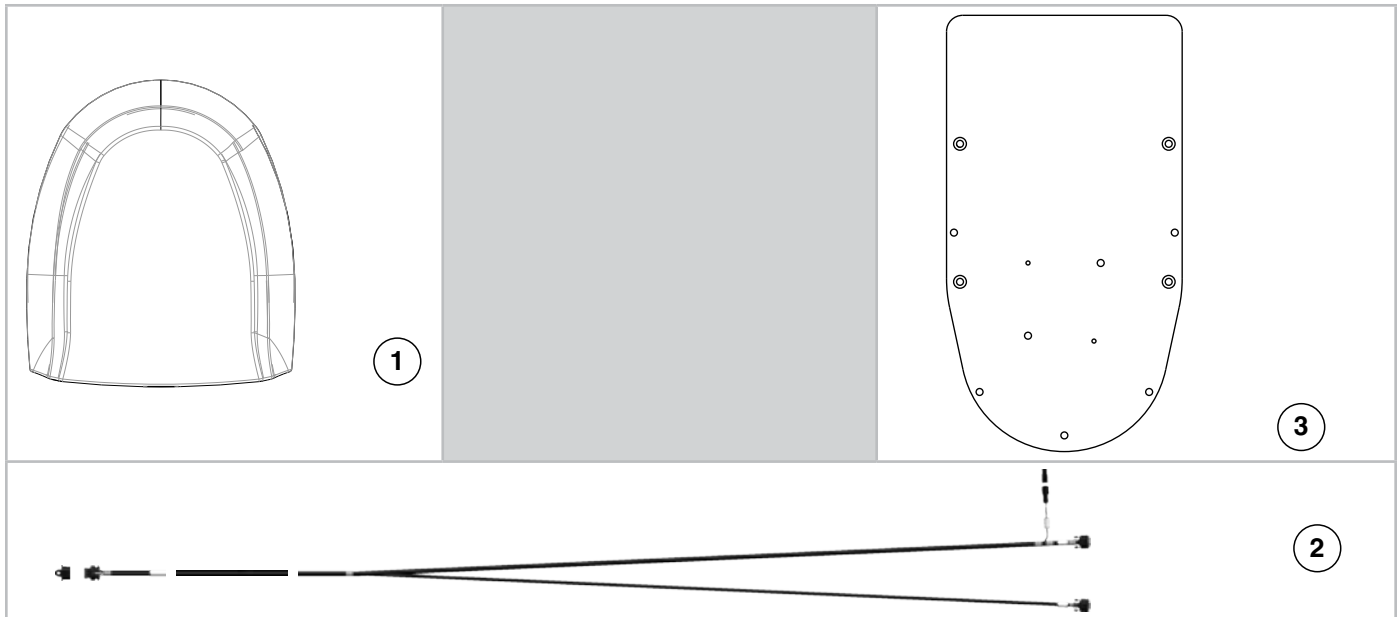


Work Light (Bulk Fill)



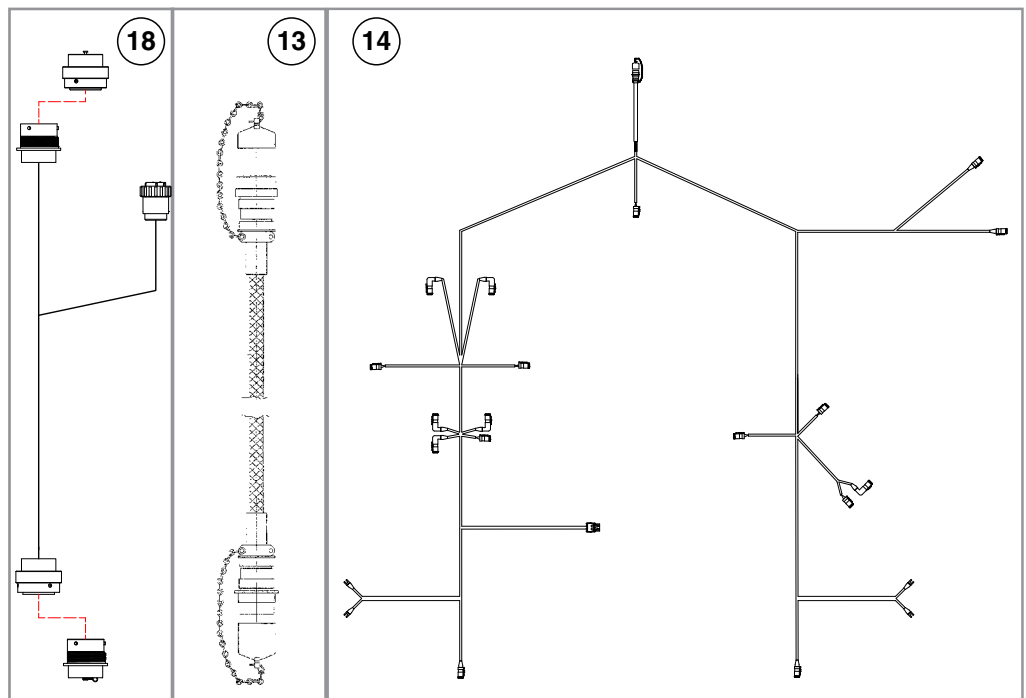
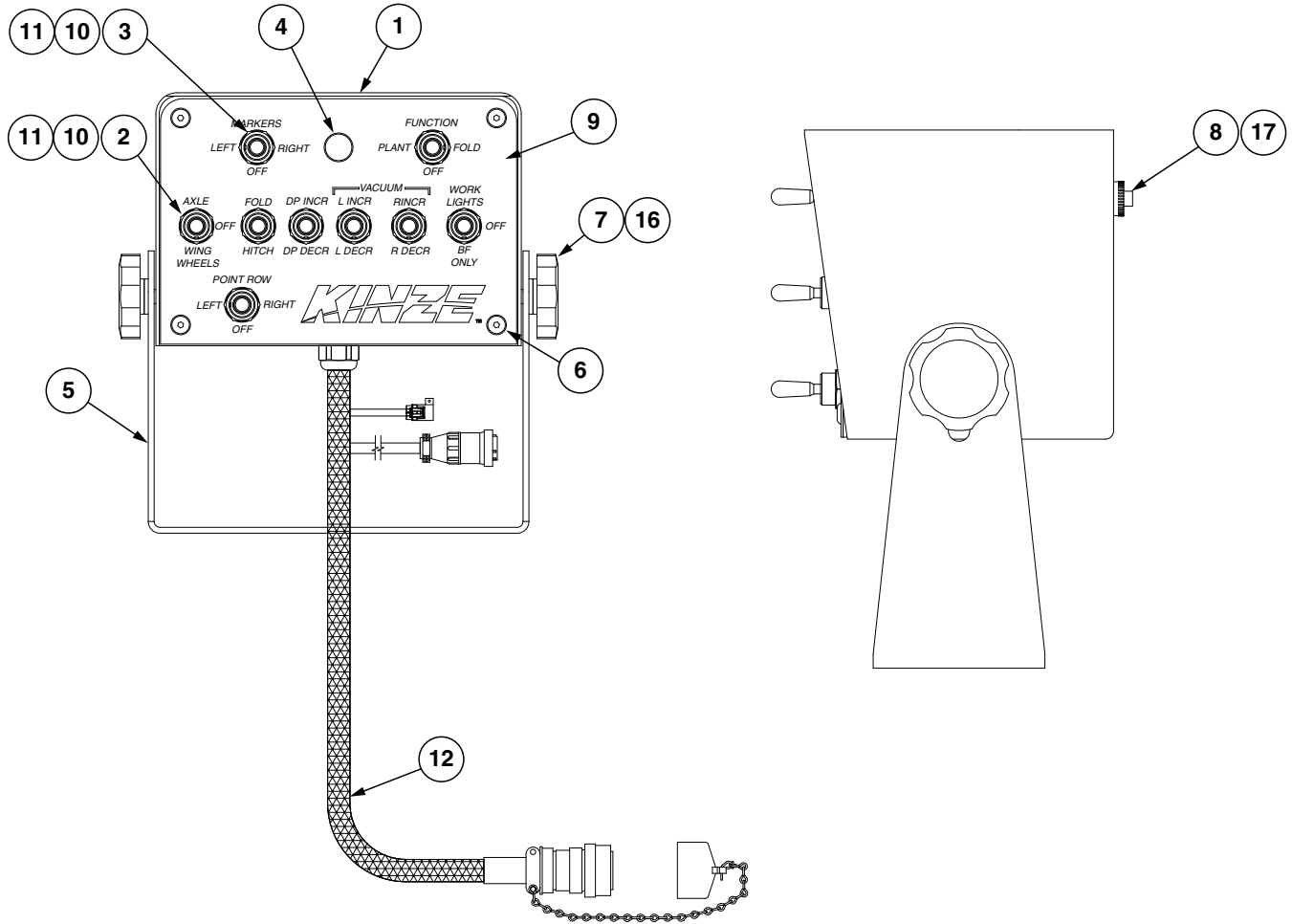
Work Light (Conventional Machines)

ITEM	PART NO.	QTY.	DESCRIPTION
1	GA18486	-	Work Light
2	GD26989	-	Work Light Bracket
3	GD27190	-	U-Bolt, 1½" x ⅜"-16
4	G10229	-	Lock Washer, ⅜"
5	G10101	-	Hex Nut, ⅜"-16
6	---	-	---
7	GD25619	-	Work Light Bracket

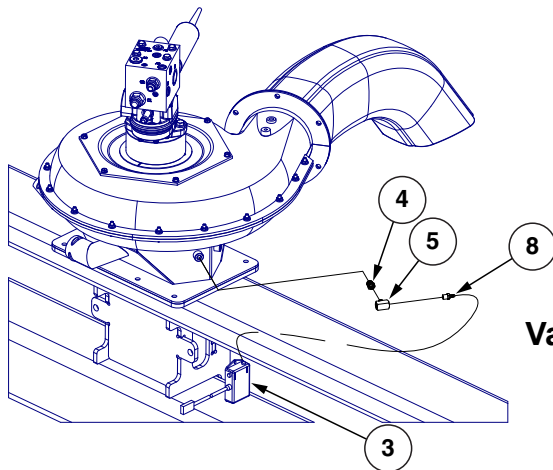
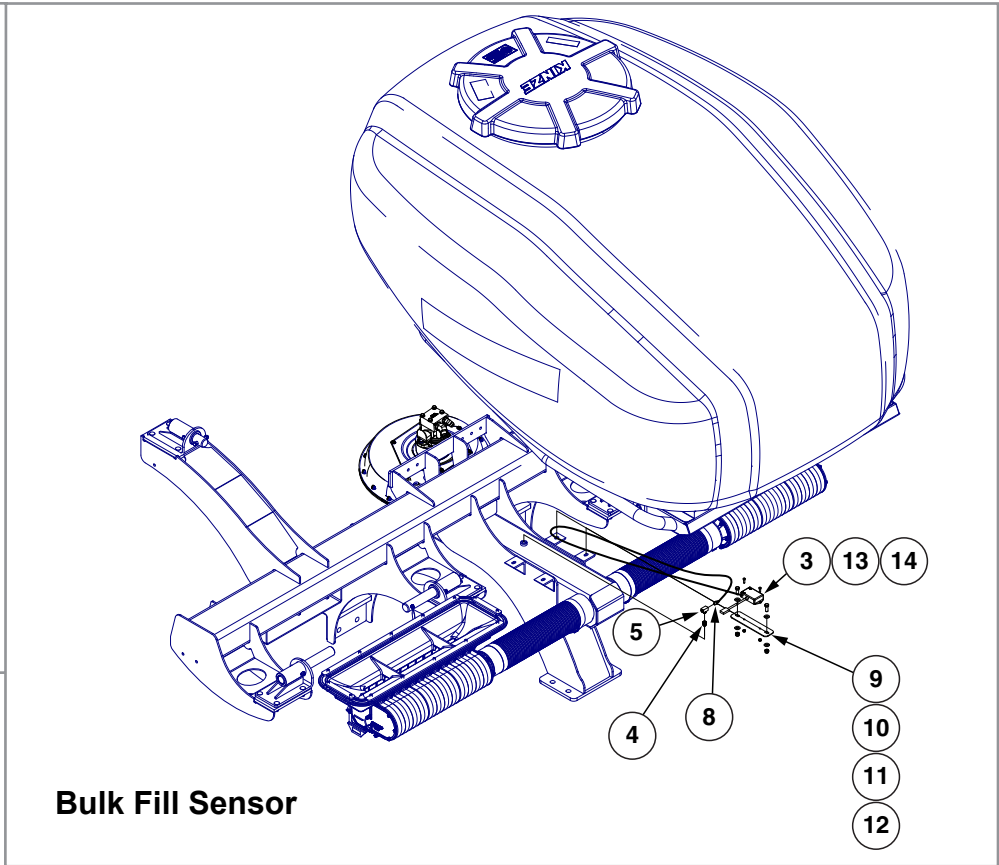
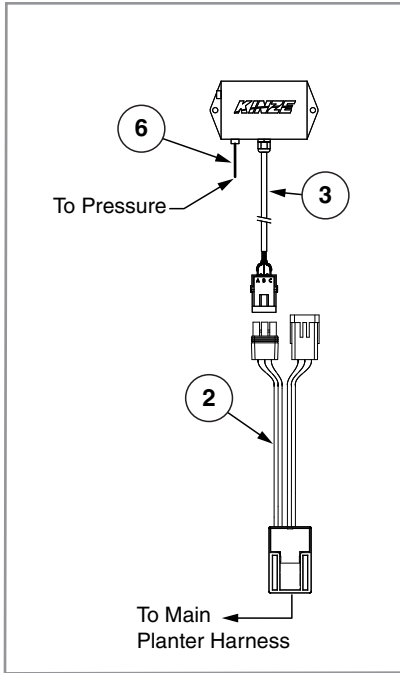


ITEM	PART NO.	QTY.	DESCRIPTION
1	G10254901	1	GPS Receiver
2	G10254701	1	GPS Dual Port Receiver
3	G10254801	1	GPS Mount Bracket

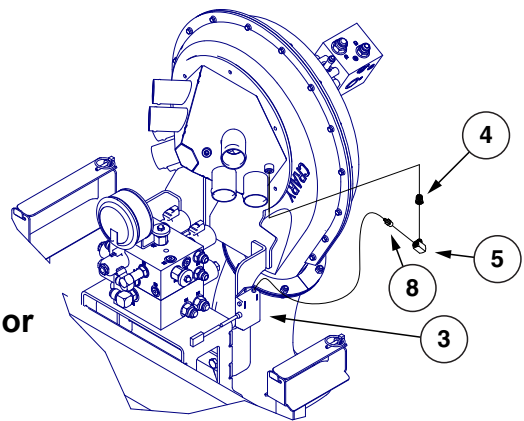
(A20077)




ITEM	PART NO.	QTY.	DESCRIPTION
1	GA8738	1	Control Box
2	GA14016	3	Switch, 3 Position Toggle, Momentary On-Off-Momentary On
3	GA2528	2	Switch, 3 Position Toggle, On-Off-On
4	GA10206	1	Indicator Light, Green
5	GD9896	1	Mounting Bracket
6	GR1292	4	Hex Socket Button Head Cap Screw, No. 8-32 x 1/2"
7	GA6975	2	Knob
8	GA8731	1	Switch, Push Button W/Transformer
9	GA20075	1	Control Box Faceplate
10	GR1363	9	Hex Face Nut, 1 5/32"-32
11	GR1364	9	Internal Tooth Lock Washer, 1 5/32"
12	GA20264	1	12V Ground Drive Harness
13	GA11736		Harness Extension W/Dust Caps, 180"
14	GA20262	1	Main Harness (Hydraulic/PDP/Vacuum/Work Light), 12 Row
	GA20107	-	Main Harness (Hydraulic/PDP/Vacuum/Work Light), 16 Row
	GA24443	-	Main Harness (Hydraulic/PDP/Vacuum/Work Light), 24 Row
15	---	-	---
16	G11385	4	Flat Washer, 1/4" SAE
17	GA20396	2	Toggle Switch On/Off/On
18	G10245501	-	ISOBUS Extension Harness, 15'
A	GA20077	-	Control Box Assembly (Items 1-12, 14, and 16-17)



**24 Row  
(2 Places)**



**12 Row and 16 Row  
(2 Places)**

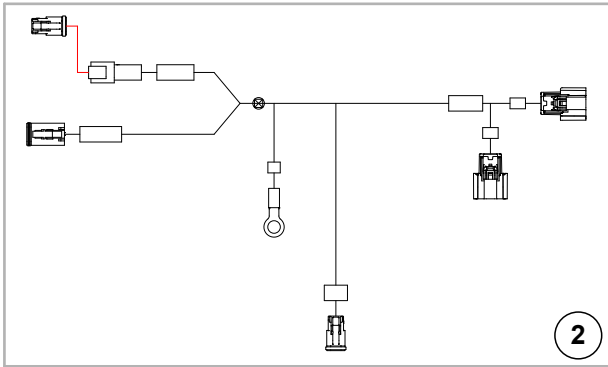




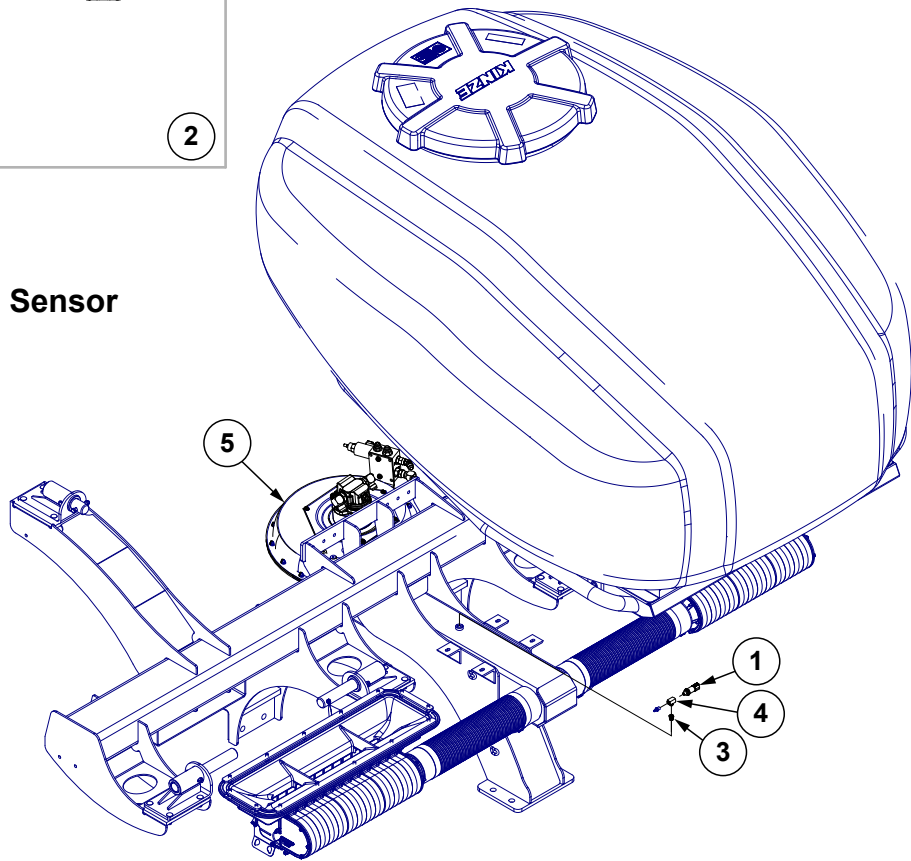
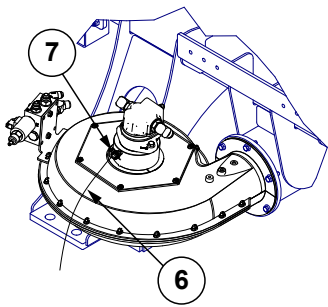
ITEM	PART NO.	QTY.	DESCRIPTION
1	---	-	---
2	GA12812	1	Hall Effect Adapter
3	GA14847	1	Low Pressure Sensor (0-40 IN H <sub>2</sub> O)
4	G10041501	1	Hex Bushing, ¼" NPTM x ½" NPTF
5	GD28372	1	½" NPT Tee, Brass (Female/Male/Female)
6	*D17151-06	1	Urethane Tubing, ¼" O.D. x 1½'
7	G10253101	-	PTO Alarm Harness
8	GR1736	1	Hose Barb, ½" Male NPT To Barb
9	GD29497	1	Sensor Bracket
10	G10001	2	Hex Head Cap Screw, ⅜"-16 x 1"
11	G10108	2	Lock Nut, ⅜"-16
12	G11387	4	Flat Washer, ⅜" SAE
13	G11588	2	Hex Socket Head Cap Screw, No. 10-24 x ⅝" Grade 8
14	G11616	2	Hex Nylon Lock Nut, No. 10-24, Grade 2

\*Not stocked by Kinze repair parts, but is available in bulk. Order part number: GD17151-00, Urethane Tubing, ¼" O.D. x 250'.

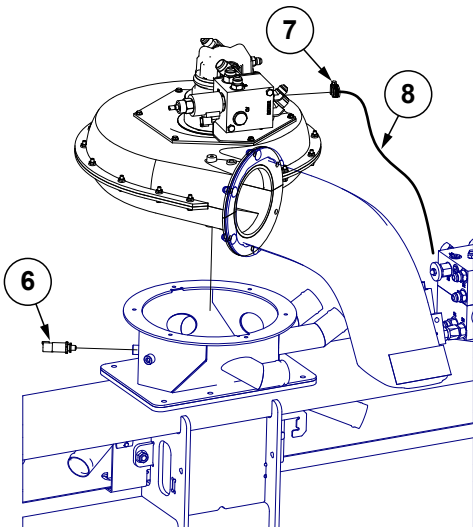
(A25422)



**Bulk Fill Sensor**

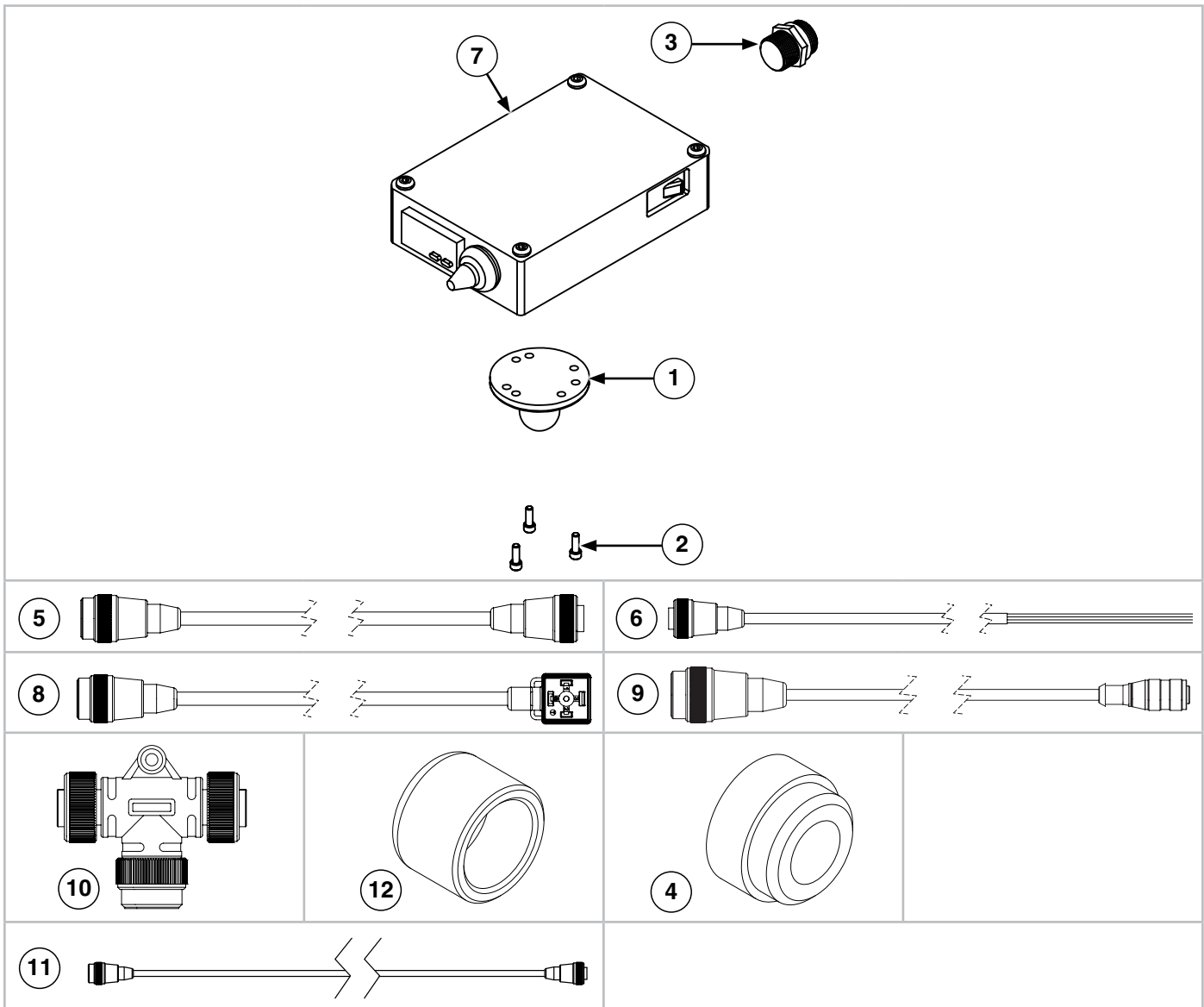


**Vacuum Sensor**



ITEM	PART NO.	QTY.	DESCRIPTION
1	GA14805	1	Air Pressure/Vacuum Sensor
2	---	1	IPN Bulk Fill Harness <a href="#">See "Blue Drive Interconnect Schematic (True Rate)" on page P339</a>
3	GD18041	1	Hex Bushing, 1/4" NPTM x 1/8" NPTF
4	GD28372	1	1/8" NPT Tee, Brass (Female/Male/Female)
5	---	-	---
6	*D6279-06	1	Clear Plastic Tubing, 3/8" O.D. x 72"
7	G10681	1	Hose Clamp, No. 6
8	GD6279-05	1	Tubing, 3/8" x 60"

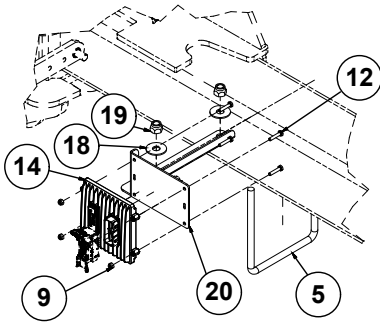
\*Hose not stocked by Kinze repair parts, but is available in bulk. Order GD6279-00, Clear Plastic Tubing, 3/8" O.D. x 25'



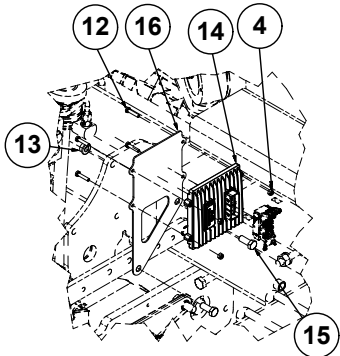
ITEM	PART NO.	QTY.	DESCRIPTION
1	GA22714	1	Ram Mount
2	GR1292	3	Hex Socket Button Head Cap Screw, No. 8-32 x 1/2"
3	GA22713	1	GFX Union
4	GA22736	1	Plug
5	GA22735	1	Data Port Cable, 4-Pin
6	GA22712	1	Power Supply Cable, 2-Pin
7	GA22711	1	Control Box
8	GA22716	1	GFX Cable, 21" (Valve to Tee)
9	GA22717	1	GFX Cable, 21" (Transducer to Tee)
10	GA22718	1	GFX Tee
11	GA22867	1	GFX Armored Cable
12	GA22738	1	Plug

**This page left blank intentionally.**

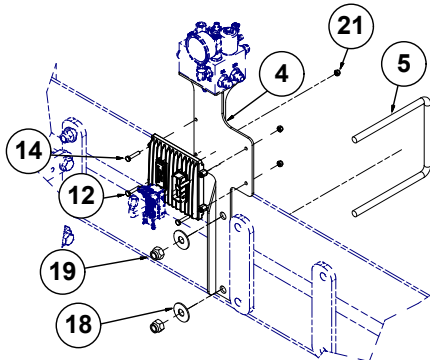
**12 Row**



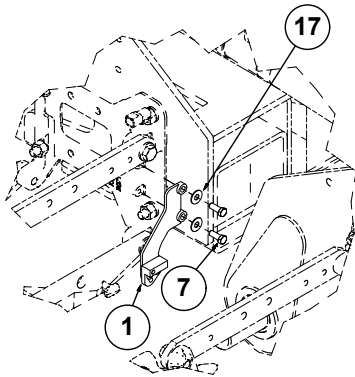
Located Between Row Units 10 and 11



Located Between Row Units 5 and 6

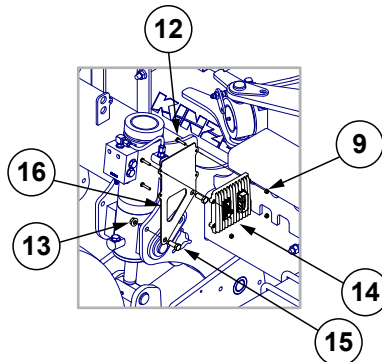


Located Between Row Units 1 and 2

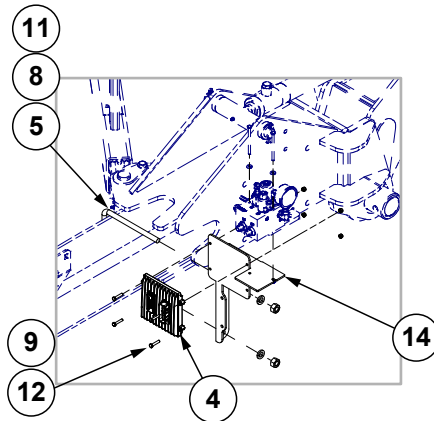


Located On Row Units 3 and 10

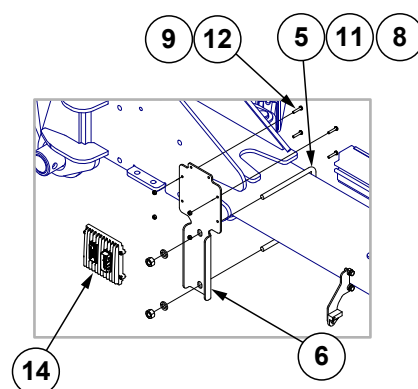
**16 Row**



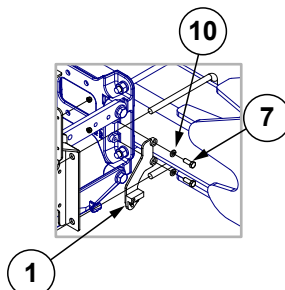
Located Between Row Units 7 and 8



Located Between Row Units 4 and 5

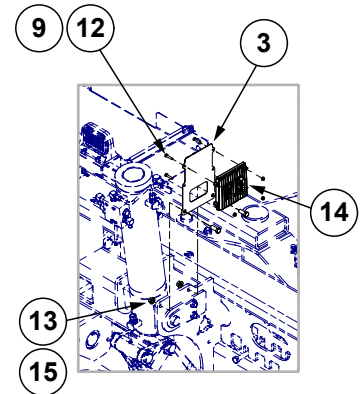


Located Between Row Units 12 and 13

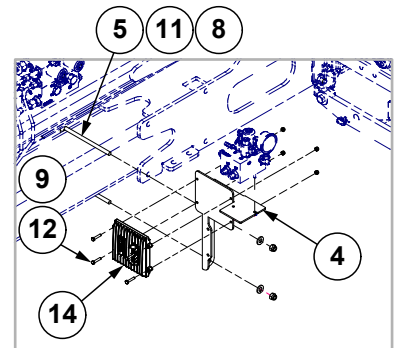


Located In Row Units 4 and 13

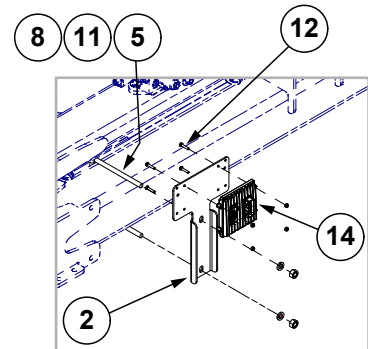
**24 Row**



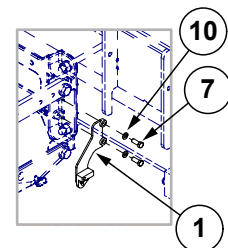
Located Between Row Units 11 and 12



Located Between Row Units 6 and 7



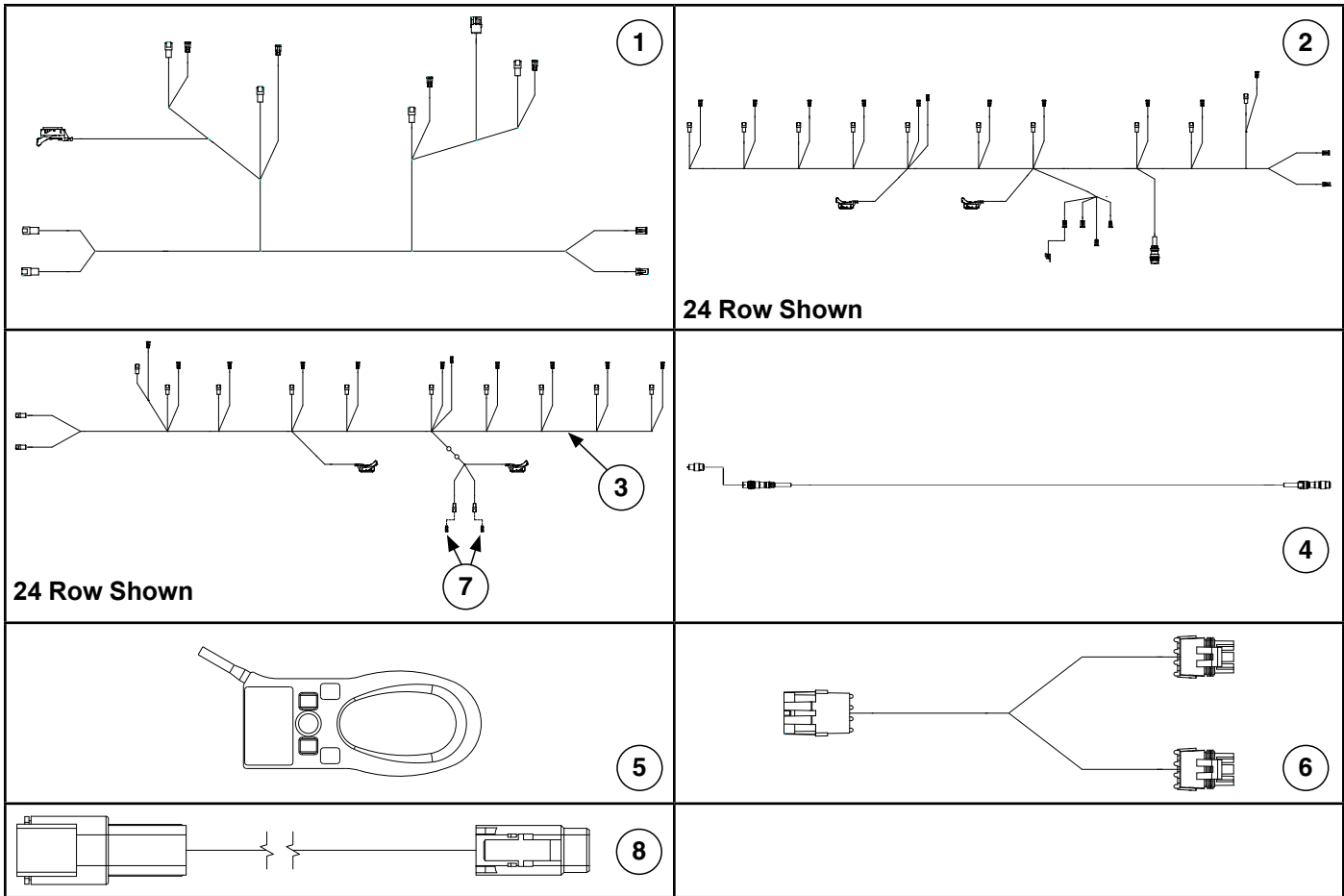
Located Between Row Units:  
4 and 5, 18 and 19, 20 and 21



Located In Row Units 5 and 20

ITEM	PART NO.	QTY.	DESCRIPTION
1	---	-	<a href="#">See "Hopper Support" on page P7</a>
2	GD35907	3	Module Bracket, 24 Row
3	GD35479	1	MC42 Center Bracket, 24 Row
4	G10213401	1	Module Bracket
5	GD1114	2*	U-Bolt, 7" x 7" x 5/8"-11
6	GD35895	1	Module Bracket, 16 Row
7	G10001	4	Hex Head Cap Screw, 3/8"-16 x 1"
8	G10104	4*	Hex Nut, 5/8"-11
9	G10110	12*	Lock Nut, 1/4"-20, Grade B
10	G10229	4	Lock Washer, 3/8"
11	G10230	4*	Lock Washer, 5/8"
12	G10857	12*	Hex Head Cap Screw, 1/4"-20 x 1 1/4"
13	G10071	2	Serrated Flange Nut, 1/2"-13
14	GA25585	3*	Module Assembly
15	G10037	2	Hex Head Cap Screw, 1/2"-13 X 1 1/4"
16	GD35497	1	MC42 Center Bracket, 16 Row
17	G10210	4	Washer, 3/8" USS
18	G10217	4	Washer, 5/8" USS
19	G10730	4	Lock Nut W/Nylon Insert, 5/8"-11
20	GD36978	1	MC42 Bracket, R.H.

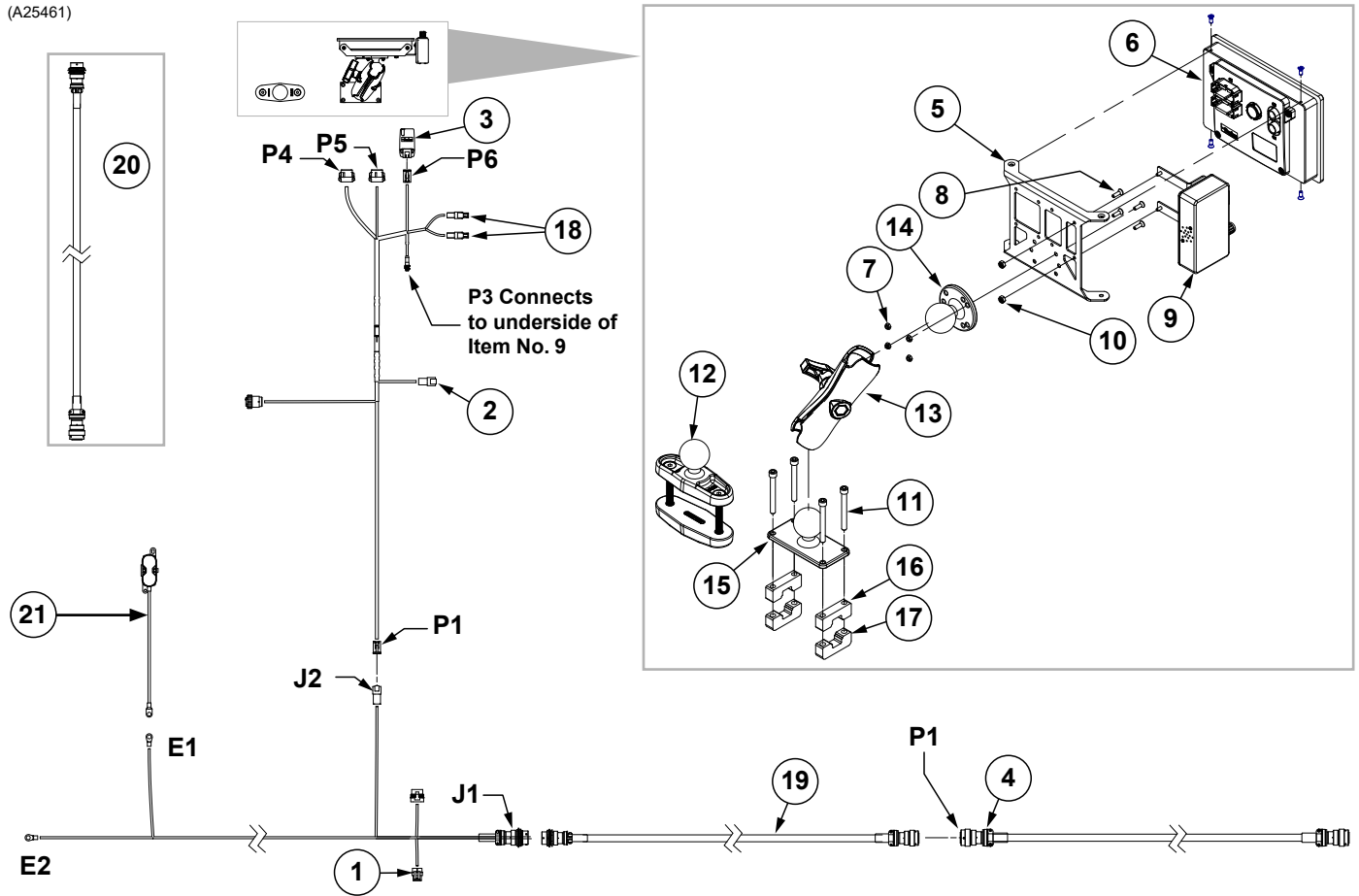
\*Quantity shown is for 12 and 16 row, 24 row quantities are: No. 5 = qty. 4; No. 8 = qty. 8; No. 9 = qty. 20; No. 11 = qty. 8; No. 12 = qty. 20; No. 14 = qty. 5.



ITEM	PART NO.	QTY.	DESCRIPTION
1	GA25479	1	Hydraulic Down Force Center Harness, 4900
2	GA25481	1	Hydraulic Down Force Harness, Left Wing, 24 Row (Shown)
	GA25478	1	Hydraulic Down Force Harness, Left Wing, 12 Row and 16 Row
3	GA25483	1	Hydraulic Down Force Harness, Right Wing, 24 Row (Shown)
	GA25480	1	Hydraulic Down Force Harness, Right Wing, 12 Row and 16 Row
4	GA25376	1	Hydraulic Down Force Harness, Draft Link, 24 Row
	GA25373	1	Hydraulic Down Force Harness, Draft Link, 12 Row and 16 Row
5	GA26723	-	Sensor Link
6	GA25454	-	Wheel Speed Splitter Harness
7	GD22974	2	Terminating Resistor, 2-Way DTM
8	GA26923	2	Implement Harness Extension, 34" (12 Row)

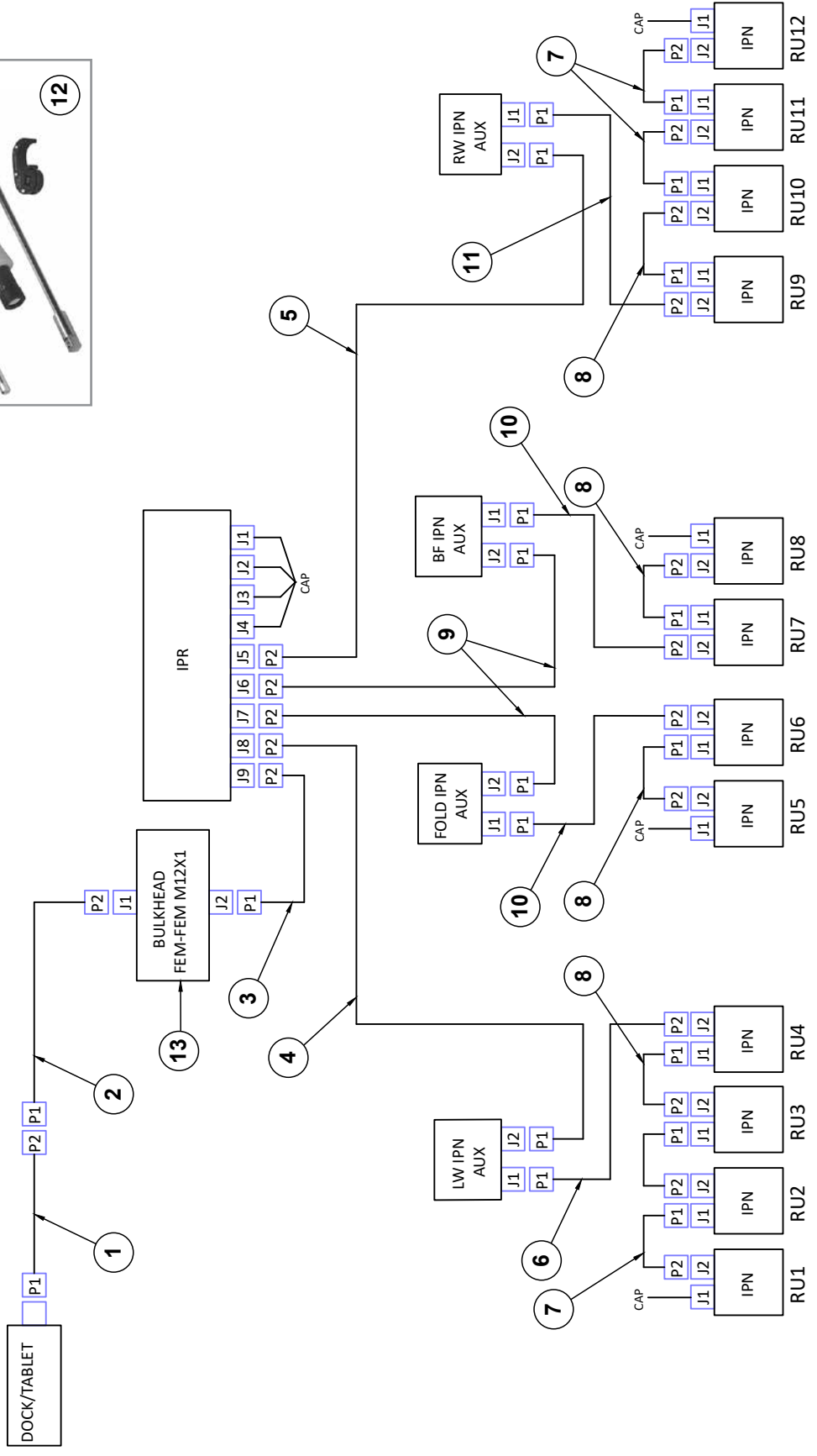


(A25461)



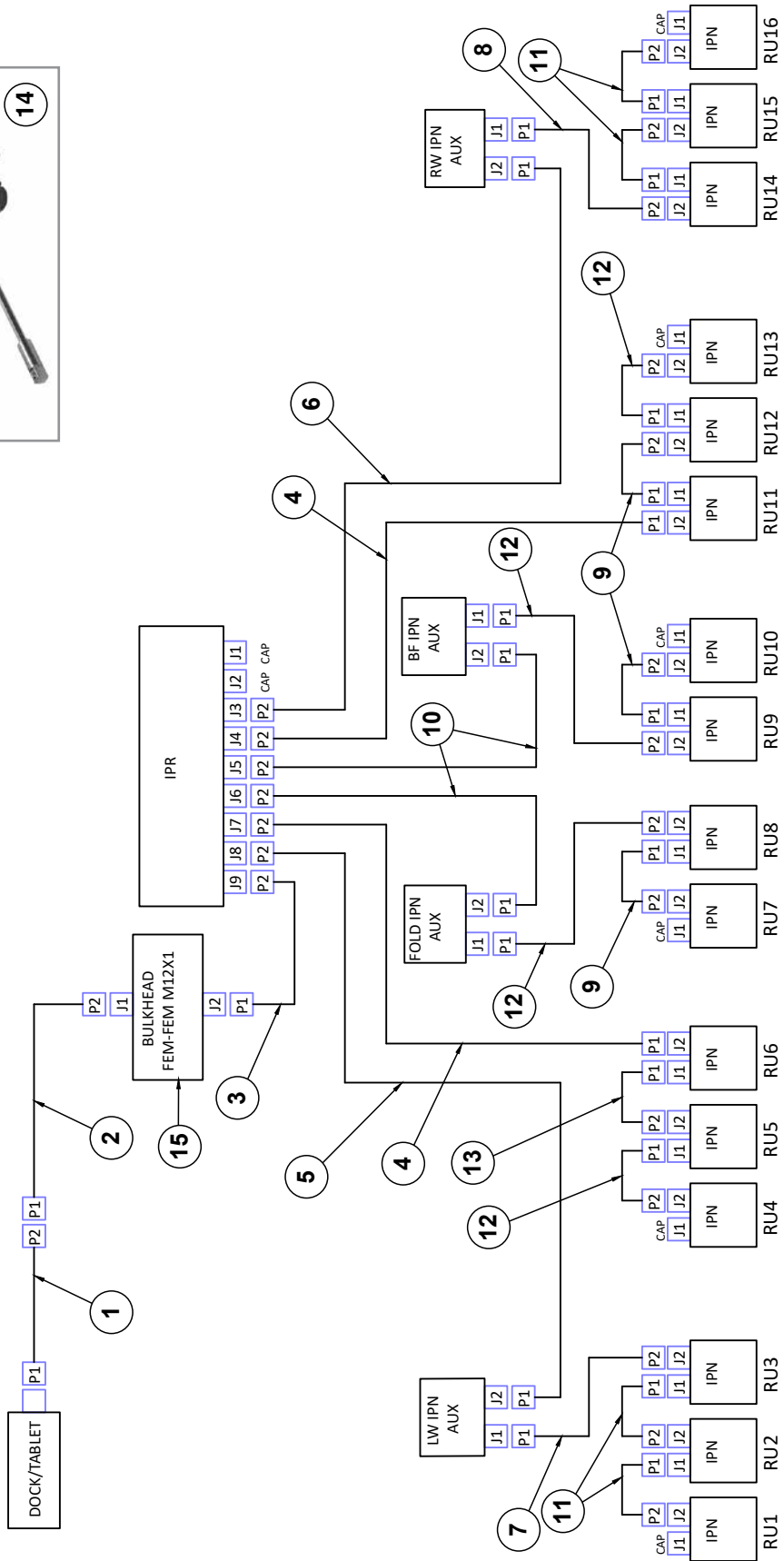
ITEM	PART NO.	QTY.	DESCRIPTION
1	GA25365	1	Tractor Power Harness
2	GA25366	1	Hydraulic Down Force Console Harness
3	GA25458	1	Bluetooth Dongle
4	GA25367	1	Hydraulic Down Force Intermediate Harness
5	GD35493	1	Bracket Mount
6	GA26013	1	Display Assembly W/Screen Protector
7	G12122	4	Hex Machine Screw Nut, M4-0.07
8	G11939	4	Phillips Flat Head Machine Screw, M4-0.7 x 14
9	GA25782	1	Speaker Box Assembly
10	G11931	2	Nylon Locknut, 6-32, Grade 2
11	G11106	4	Hex Socket Head Cap Screw, 1/4"-20 x 2 1/4"
12	GA25840	1	Alternate Clamp Base, 1 1/2" Ball
13	GA12868	1	Ram Double Socket Arm, 1 1/2" Ball
14	GD35791	1	Ram C Size, 1 1/2" Ball, Round Base
15	GD35792	1	Ram C Size, 1 1/2" Ball, Rectangle Base
16	GD33758	2	Ram Mount, Top Clamp Block
17	GD33759	2	Ram Mount, Bottom Clamp Block
18	GD22974	2	Terminating Resistor, 2-Way DTM
19	GA25556	-	Hydraulic Down Force Extension Harness, 6' (Optional Harness for Articulated Tractors)
20	GA25557	-	Hydraulic Down Force Extension Harness, 15' (Optional Harness for Articulated Tractors - Replaces Base Harness)
21	G10049501	1	Tractor Battery Connection Harnees and Fuse Kit

(10085401)



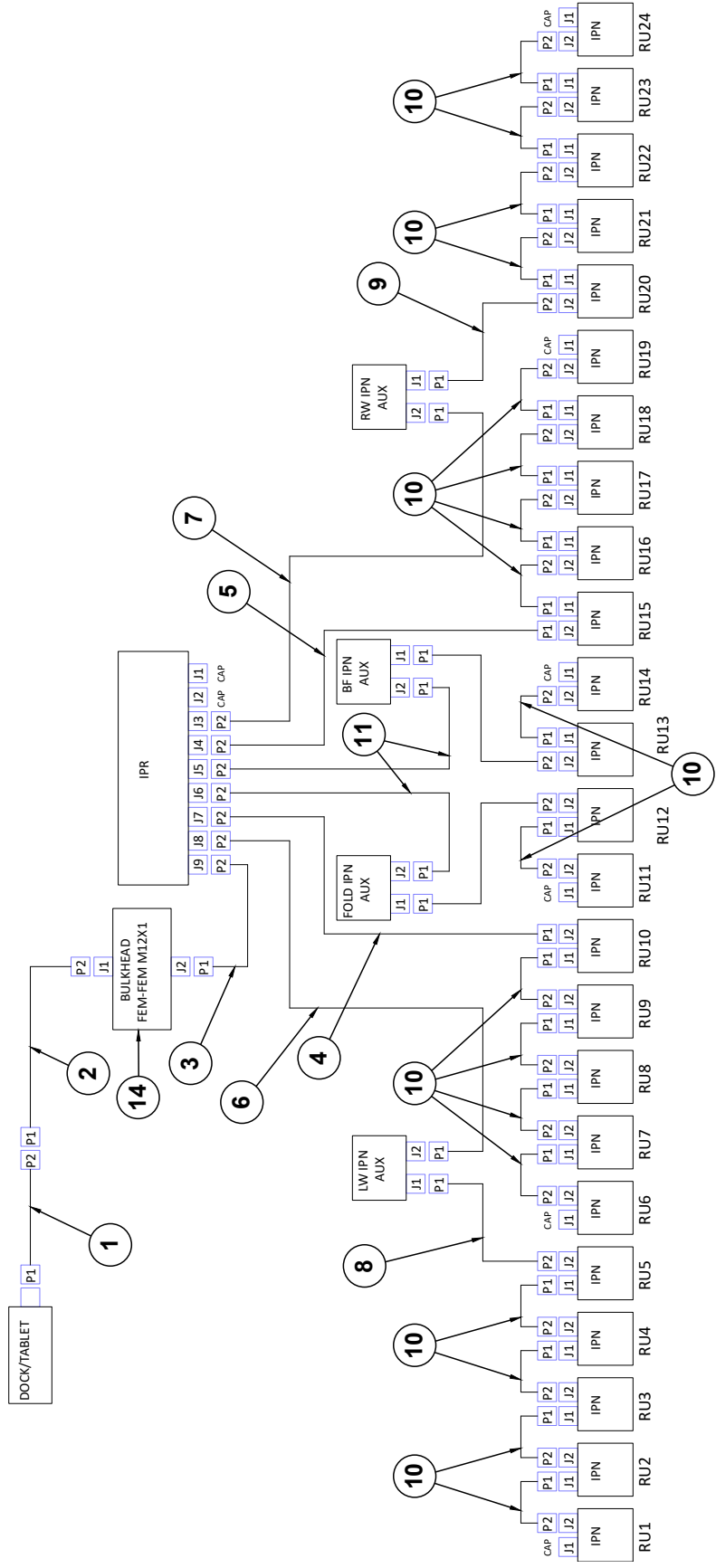
ITEM	PART NO.	QTY.	DESCRIPTION
1	GA25399-36	1	Ethernet Cable (RJ45-Female M12 STR), 36"
2	GA22554-265	1	Ethernet Cable (M12 STR-M12 STR), 265"
3	GA22554-325	1	Ethernet Cable (M12 STR-M12 STR), 325"
4	GA22555-202	1	Ethernet Cable (M12 RA SPECIAL-M12 STR), 202"
5	GA22555-255	1	Ethernet Cable (M12 RA SPECIAL-M12 STR), 255"
6	GA22556-115	1	Ethernet Cable (M12 RA Special-M12 RA Special), 109"
7	GA22556-109	3	Ethernet Cable (M12 RA-M12 STR), 109"
8	GA22556-97	5	Ethernet Cable (M12 RA-M12 RA), 97"
9	GA22555-20	2	Ethernet Cable (M12 RA-M12 STR), 20"
10	GA22556-91	2	Ethernet Cable (M12 RA-M12 STR), 91"
11	GA22556-150	1	Ethernet Cable (M12 RA SPECIAL-M12 RA SPECIAL), 150"
12	GA26173	-	Torque Driver, M12, Includes: (1) Inerchangeable Blade, (1) Torque Handle, (1) Setting Aid, (1) M12 Attachment
13	GA22585	-	Bulkhead (FEM-FEM M12x1)

(10085201)



ITEM	PART NO.	QTY.	DESCRIPTION
1	GA25399-36	1	Ethernet Cable (RJ45-Female M12 STR), 36"
2	GA22554-265	1	Ethernet Cable (M12 STR-M12 STR), 265"
3	GA22554-400	1	Ethernet Cable (M12 RA-M12 STR), 400"
4	GA22555-174 GA22555-202	2 -	Ethernet Cable (M12 RA-M12 STR), 174", True Rate Ethernet Cable (M12 RA-M12 STR), 202", True Speed
5	GA22555-240	1	Ethernet Cable (M12 RA-M12 STR), 240"
6	GA22555-273	1	Ethernet Cable (M12 RA-M12 STR), 273"
7	GA22556-50 GA22556-82	1 -	Ethernet Cable (M12 RA-M12 RA), 50", True Rate Ethernet Cable (M12 RA-M12 RA), 82", True Speed
8	GA22556-82 GA22556-109	1 -	Ethernet Cable (M12 RA-M12 RA), 82", True Rate Ethernet Cable (M12 RA-M12 RA), 109", True Speed
9	GA22556-97 GA22556-134	3 -	Ethernet Cable (M12 RA-M12 RA), 97", True Rate Ethernet Cable (M12 RA Special-M12 RA Special), 134", True Speed
10	GA22555-20	2	Ethernet Cable (M12 RA-M12 STR), 20"
11	GA22556-109 GA22556-134	4 -	Ethernet Cable (M12 RA-M12 RA), 109", True Rate Ethernet Cable (M12 RA Special-M12 RA Special), 134", True Speed
12	GA22556-91 GA22556-115	4 -	Ethernet Cable (M12 RA-M12 STR), 91", True Rate Ethernet Cable (M12 RA Special-M12 RA Special), 109", True Speed
13	GA22556-115 GA22556-134	1 -	Ethernet Cable (M12 RA Special-M12 RA Special), 109", True Rate Ethernet Cable (M12 RA Special-M12 RA Special), 134", True Speed
14	GA26173	-	Torque Driver, M12, Includes: (1) Inerchangeable Blade, (1) Torque Handle, (1) Setting Aid, (1) M12 Attachment
15	GA22585	-	Bulkhead (FEM-FEM M12x1)

(10085001)



ITEM	PART NO.	QTY.	DESCRIPTION
1	GA25399-36	1	Ethernet Cable (RJ45-Female M12 STR), 36"
2	GA22554-265	1	Ethernet Cable (M12 STR-M12 STR), 265"
3	GA22554-560	1	Ethernet Cable (M12 STR-M12 STR), 560"
4	GA22555-202	1	Ethernet Cable (M12 RA-M12 STR), 202", True Rate
	GA22555-228	-	Ethernet Cable (M12 RA-M12 STR), 228", True Speed
5	GA22555-228	1	Ethernet Cable (M12 RA-M12 STR), 228"
6	GA22555-310	1	Ethernet Cable (M12 RA-M12 STR), 310"
7	GA22555-340	1	Ethernet Cable (M12 RA-M12 STR), 340"
8	GA22556-50	1	Ethernet Cable (M12 RA-M12 RA), 50", True Rate
	GA22556-82	-	Ethernet Cable (M12 RA-M12 RA), 82", True Speed
9	GA22556-82	1	Ethernet Cable (M12 RA-M12 RA), 82", True Rate
	GA22556-109	1	Ethernet Cable (M12 RA-M12 RA), 109", True Speed
10	GA22556-97	20	Ethernet Cable (M12 RA-M12 RA), 97", True Rate
	GA22556-134	-	Ethernet Cable (M12 RA Special-M12 RA Special), 134", True Speed
11	GA22555-20	2	Ethernet Cable (M12 RA-M12 STR), 20"
12	GA26173	-	Torque Driver, M12, Includes: (1) Inerchangeable Blade, (1) Torque Handle, (1) Setting Aid, (1) M12 Attachment
13	GA22556-97	2	Ethernet Cable (M12 RA-M12 RA), 97", True Rate
	GA22556-134	2	Ethernet Cable (M12 RA Special-M12 RA Special), 134", True Speed
14	GA22585	-	Bulkhead (FEM-FEM M12x1)





ITEM	PART NO.	QTY.	DESCRIPTION
1	GA25203	-	Row Unit Seed Meter Harness
2	GA26709	-	Integrated True Depth Row Unit Harness
3	GA20711	-	Seed Meter Motor ESD Drain Harness
4	GA20712	-	Row Unit ESD Drain Harness
5	GA26835	-	IPP Wing Harness
6	G10263101	-	PTO Reverser Harness
7	G10200301	-	PTO Harness
8	GA26339	-	Right Wing Harness, 12 Row
	GA26332	-	Right Wing Harness, 16 Row and 24 Row
9	GA26006	-	2 Wire Extension Harness, 22"
	GA26007	-	2 Wire Extension Harness, 54"
10	GA22547	-	Worklight Relay Harness
11	GA20710	-	Granular Chemical Motor ESD Drain Harness
12	GA22522	-	Insecticide Harness
13	GA26713	-	Integrated True Depth Harness
14	G10200101	-	Left Wing IPN Harness
15	GA25217	-	Wing Worklight Harness, 24 Row
	GA25206	-	12V Tail Light Harness, 12R/16R
16	GA25204	-	PDP Conrol/Sensor Harness
17	G10015101	-	Fold/Left Wing Markers Harness
18	G10266001	-	IPN Fold Harness, 24 Row
	G10266301	-	IPN Fold Harness, 12 Row and 16 Row
19	G10200201	-	PTO Draft Link Harness, 290", 24 Row
	G10200203	-	PTO Draft Link Harness, 166", 12 Row and 16 Row
20	GA25196	-	24V Power Harness, 24 Row (Rows 1-12)
	GA25872	-	24V Row Unit Power Harness, 16 Row (Rows 1-8)
	GA25934	-	24V Row Unit Power Harness, 12 Row (Rows 1-6)
21	GA25197	-	24V Power Harness, 24 Row (Rows 13-24)
	GA25873	-	24V Row Unit Power Harness, 16 Row (Rows 9-16)
	GA25935	-	24V Row Unit Power Harness, 12 Row (Rows 7-12)
22	G10176305	-	Battery Pack Extension Harness, 12 Row and 24 Row
	G10176304	-	Battery Pack Extension Harness, 16 Row
23	G10179205	-	Ground Cable, 4 Gauge (5/16"-3/8"), 124", 12 Row and 24 Row
	G10179204	-	Ground Cable, 4 Gauge (5/16"-3/8"), 117", 16 Row
24	GA19409	-	Center Work Light Cable
25	G10015201	-	Fold, Right Wing Harness
26	GA22547	-	Work Light Relay Harness
27	GA25200	-	IPN Bulk Fill Harness
28	G10269201	-	Camera Power Harness
29	G10091701	-	Fold Relay Harness
30	G10265901	-	Right Wing IPN Harness, 24 Row
	G10266201	-	Right Wing IPN Harness, 12 Row and 16 Row
31	G10209001	-	12V Power Harness, Draft Link, 312"
32	G10188101	-	12V Air Pump Harness
33	G10292601	-	PTO System 12V Power Harness
34	GA25158	-	12V Air Pump Harness
35	GA25207	-	Tail Light Extension Harness
36	G10049501	-	Tractor Battery Connection Harnees and Fuse Kit
37	G10211901	-	Tractor Power Harness
38	GA25031	-	Tractor Console Harness
39	G10060901	-	Tractor Power Harness Extension, 10'
	G10060902	-	Tractor Power Harness Extension, 16'
40	GA18712	-	Draw Bar Hitch Cable

---

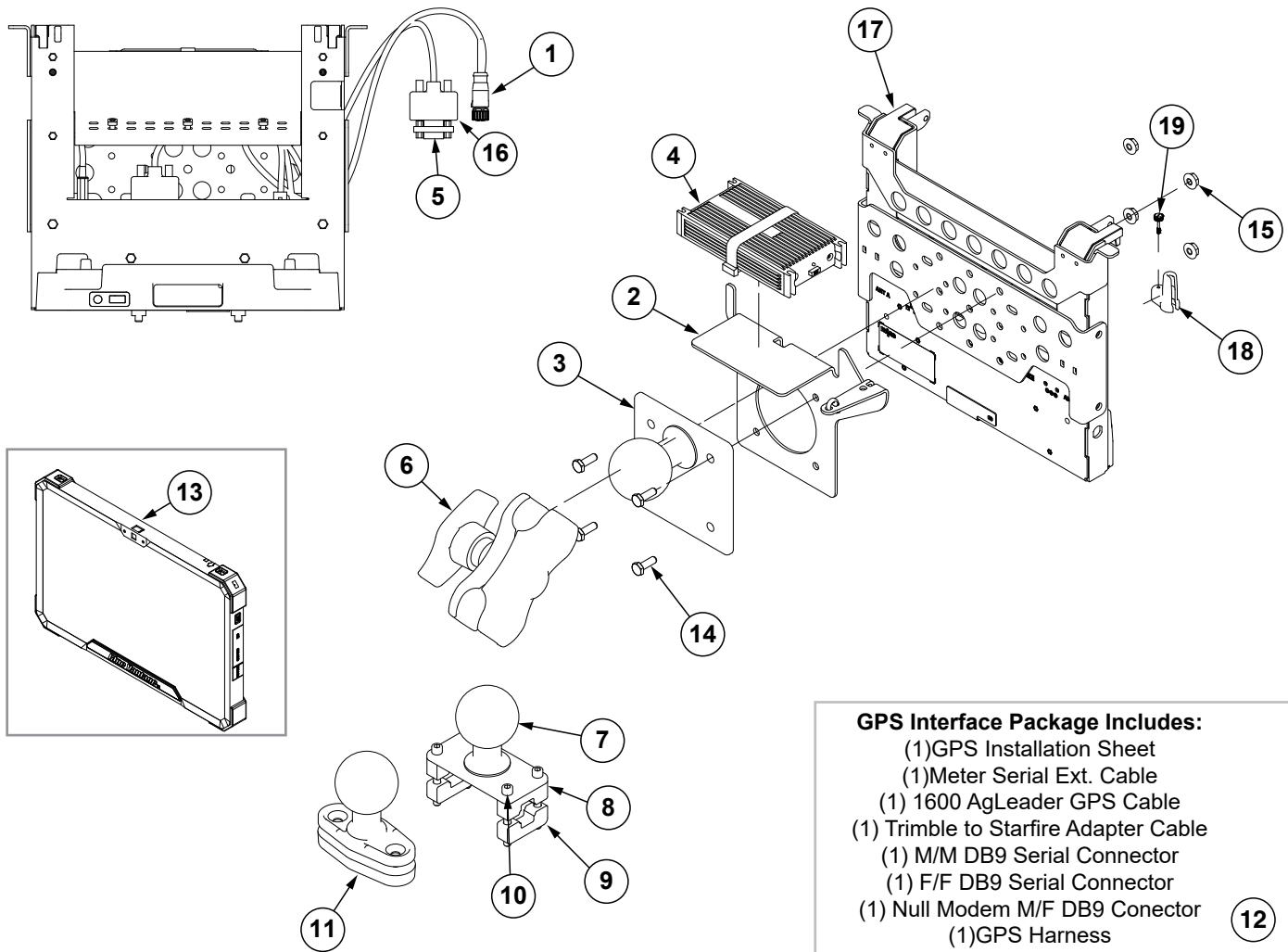
ITEM	PART NO.	QTY.	DESCRIPTION
41	G10389301	-	Fertilizer Pump Harness, 24 Row
	G10247101	-	Fertilizer Pump Harness, 16 Row
	G10142701	-	Fertilizer Pump Harness, 12 Row
42	GA26835	-	IPP Wing Harness
43	GA25029	-	Row Unit Power Extension Harness
44	G10266901	-	CAN Stub Harness
45	G10242801	-	Bulk Fill Scale CAN Cable PHD28
46	G10291901	-	12V BUS Box Harness
47	GA26006	-	2 Wire Extension Harness, 22"
	GA26007	-	2 Wire Extension Harness, 54"



ITEM	PART NO.	QTY.	DESCRIPTION
1	GA26980	1	True Speed Seed Tube
2	G10213502	1	True Speed ESD Ground Strap Harness
3	GA26006	1	2 Wire Extension Harness, 22"
	GA26007	1	2 Wire Extension Harness, 54"
4	GA26981	1	True Speed Row Unit W/IPP Harness
5	G10213602	1	True Speed ESD Ground Strap Harness
6	G10213601	1	True Speed ESD Ground Strap Harness
7	GA22547	1	Work Light Relay Harness
8	G10200101	1	Left Wing IPN Harness, 24 Row
	G10200401	1	Left Wing IPN Harness, 16 Row and 12 Row
9	GA25217	1	Wing Worklight Harness, 24 Row
	GA25206	1	Tail Light Harness, 16 Row and 12 Row
10	GA25204	1	PDP Conrol/Sensor Harness
11	G10015101	1	Fold, Left Wing/Row Marker Harness
12	G10266001	1	IPN Fold Harness, 24 Row
	G10266301	1	IPN Fold Harness, 16 Row and 12 Row
13	GA22522	1	Insecticide Harness
14	GA20712	1	Row Unit ESD Drain Harness
15	GA26982	1	True Speed Row Unit Harness
16	G10263101	1	PTO Reverser Harness
17	GA25196	1	24V Power Harness, 24 Row (Rows 1-12)
	GA25872	1	24V Row Unit Power Harness, 16 Row (Rows 1-8)
	GA25934	1	24V Row Unit Power Harness, 12 Row (Rows 1-6)
18	GA25197	1	24V Power Harness, 24 Row (Rows 13-24)
	GA25873	1	24V Row Unit Power Harness, 16 Row (Rows 9-16)
	GA25935	1	24V Row Unit Power Harness, 12 Row (Rows 7-12)
19	G10176305	1	Battery Pack Extension Harness, 24 Row and 12 Row
	G10176304	1	Battery Pack Extension Harness, 16 Row
20	G10179205	1	Ground Cable, 4 Gauge ( $\frac{5}{16}$ "- $\frac{3}{8}$ " ), 124", 24 Row and 12 Row
	G10179204	1	Ground Cable, 4 Gauge ( $\frac{5}{16}$ "- $\frac{3}{8}$ " ), 117", 16 Row
21	G10091701	1	Fold Relay Harness
22	G10269201	1	Camera Power Harness
23	G10266101	1	12V Power Toolbar Harness, 24 Row
	G10266401	1	12V Power Toolbar Harness, 16 Row and 12 Row
24	G10242801	1	Bulk Fill Scale CAN Cable PHD28
25	G10266901	1	CAN Stub Harness
26	GA22547	1	Work Light Relay Harness
27	GA19409	1	Center Work Light Cable
28	GA25200	1	IPN Bulk Fill Harness
29	G10015201	1	Fold RW Harness
30	G10265901	1	Right Wing IPN Harness, 24 Row
	G10266201	1	Right Wing IPN Harness, 12 Row and 16 Row
31	G10209001	1	12V Power Harness, Draft Link, 312"
32	G10188101	1	12V Air Pump Harness
33	G10291901	1	12V BUS Box Harness
34	G10292601	1	PTO System 12V Power Harness
35	G10211901	1	Tractor Power Harness
36	G10060901	1	Tractor Power Harness Extension, 10'
	G10060902	1	Tractor Power Harness Extension, 16'
37	GA25031	1	Tractor Console Harness
38	G10049501	1	Tractor Battery Connection Harnees and Fuse Kit
39	GA25207	1	Tail Light Extension Harness
40	GA25158	1	12V Air Pump Harness

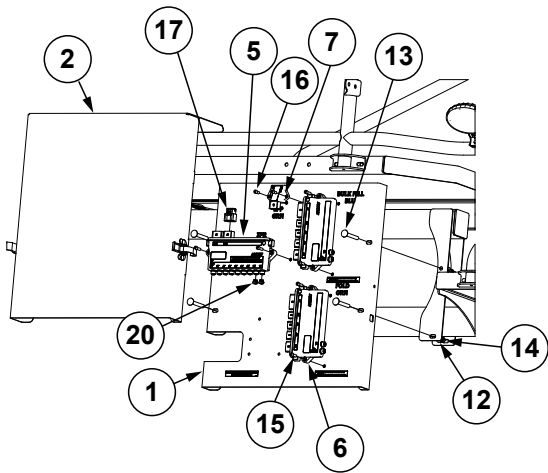
---

ITEM	PART NO.	QTY.	DESCRIPTION
41	G10200301	1	PTO Harness
42	GA18712	1	Draw Bar Hitch Cable
43	GA26713	1	Integrated True Depth Harness
44	GA20710	1	Granular Chemical Motor ESD Drain Harness
45	G10200201	1	PTO Draft Link Harness, 290", 24 Row
	G10200203	1	PTO Draft Link Harness, 166", 16 Row and 12 Row
46	G10389301	1	Fertilizer Pump Harness, 24 Row
	G10247101	1	Fertilizer Pump Harness, 16 Row and 12 Row

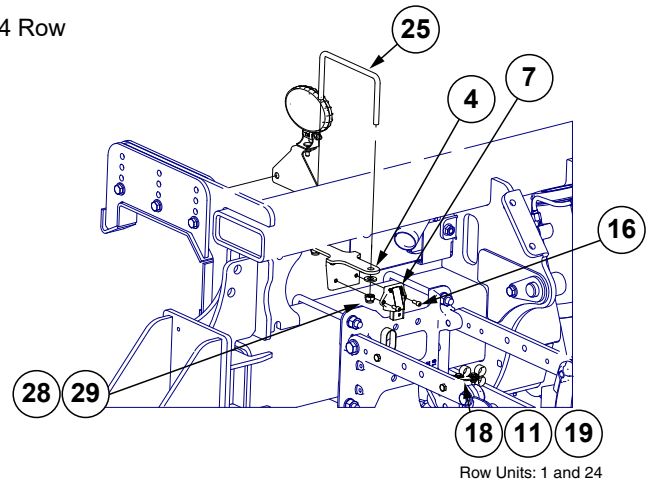


- GPS Interface Package Includes:**
- (1) GPS Installation Sheet
  - (1) Meter Serial Ext. Cable
  - (1) 1600 AgLeader GPS Cable
  - (1) Trimble to Starfire Adapter Cable
  - (1) M/M DB9 Serial Connector
  - (1) F/F DB9 Serial Connector
  - (1) Null Modem M/F DB9 Conector
  - (1) GPS Harness

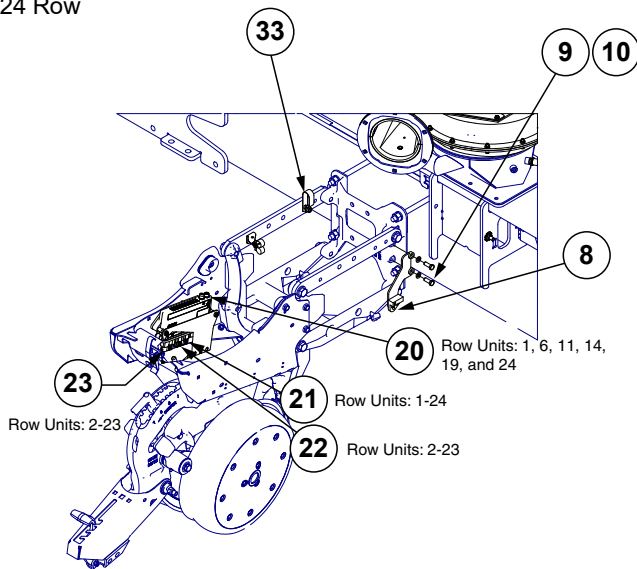
ITEM	PART NO.	QTY.	DESCRIPTION
1	GA25399-36	1	Ethernet Cable (RJ45-Female M12 STR), 36"
2	G10013201	1	Power Supply Display Mount
3	GD33756	1	Ram Ball, 2¼"
4	GA26374	1	Lind Power Adapter (Included W/GA24281)
5	GD35465	1	DB9 M/M Harness Adapter
6	GA24285	1	Double Socket Ram Arm (Short)
7	GD33757	1	Ram Ball W/Plate, 2¼" Ball
8	GD33758	2	Ram Mount Clamp Block, Top
9	GD33759	2	Ram Mount Clamp Block, Bottom
10	G11106	4	Hex Socket Head Cap Screw, ¼"-20 x 2¼"
11	GA24284	1	Ram Ball W/Base, 2½" Ball
12	GA21143	1	GPS Interface Package
13	G10243001	1	Blue Vantage Display
14	G10023	4	Hex Head Cap Screw, ¼"-20 x ¾"
15	G10621	4	Serrated Flange Nut, ¼"-20
16	GA25437	1	DB9 Cable F/F
17	GA24281	1	Docking Station W/Power Supply
18	GD36723	1	Cord Retainer
19	GD36724	1	Thumb Screw, No. 4-40



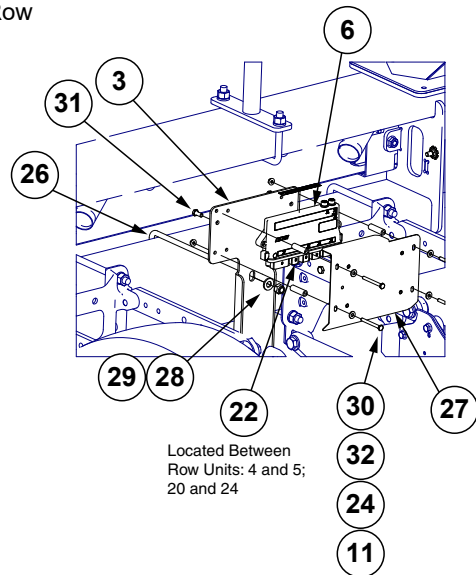
24 Row



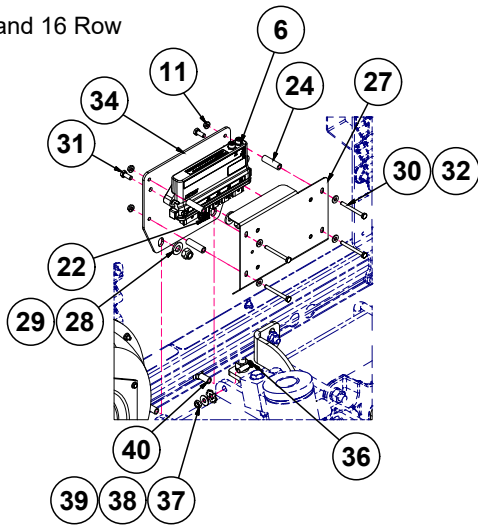
24 Row



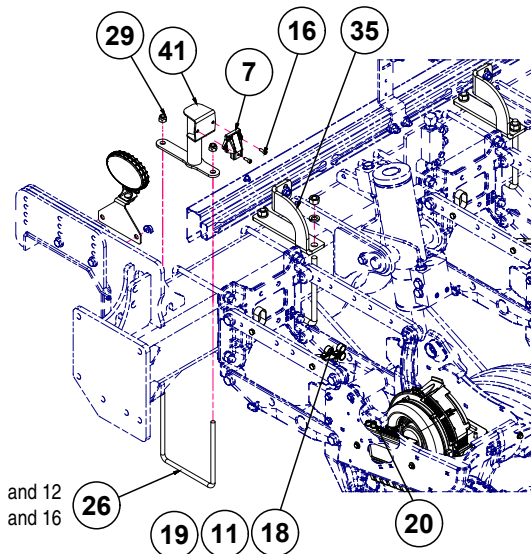
24 Row



12 and 16 Row



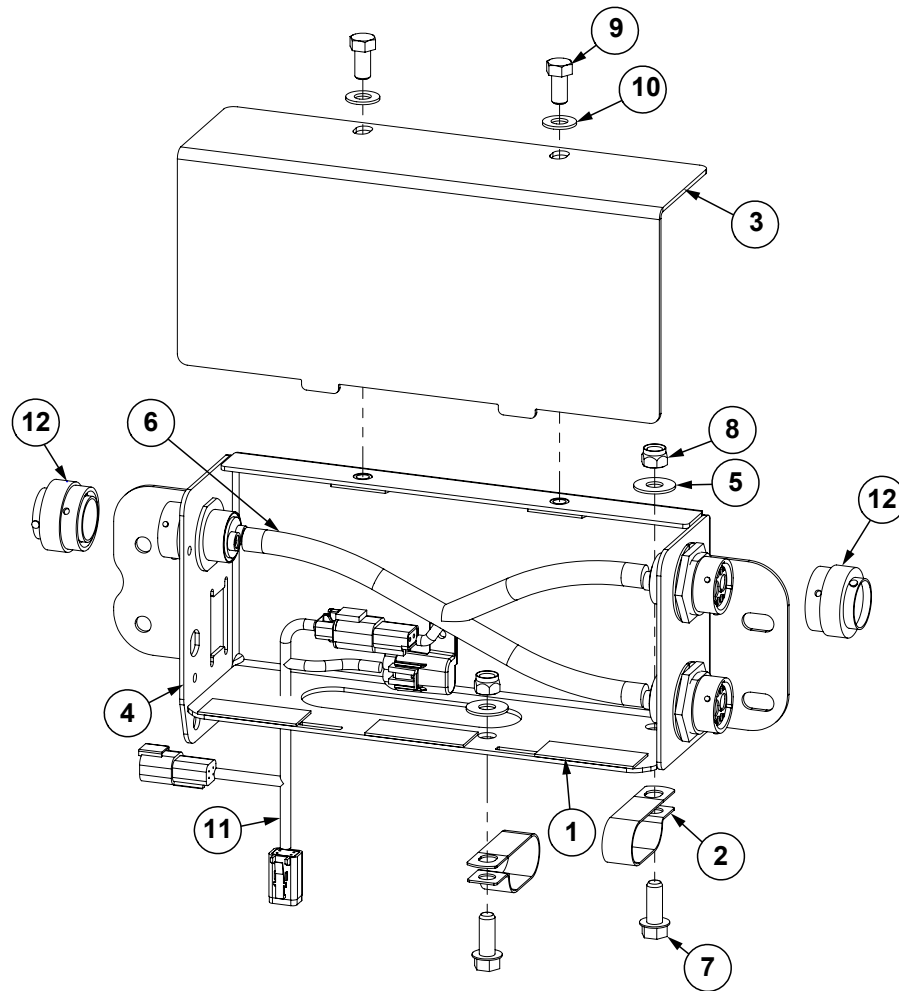
12 Row: Row Units 1 and 12  
 16 Row: Row Units 1 and 16



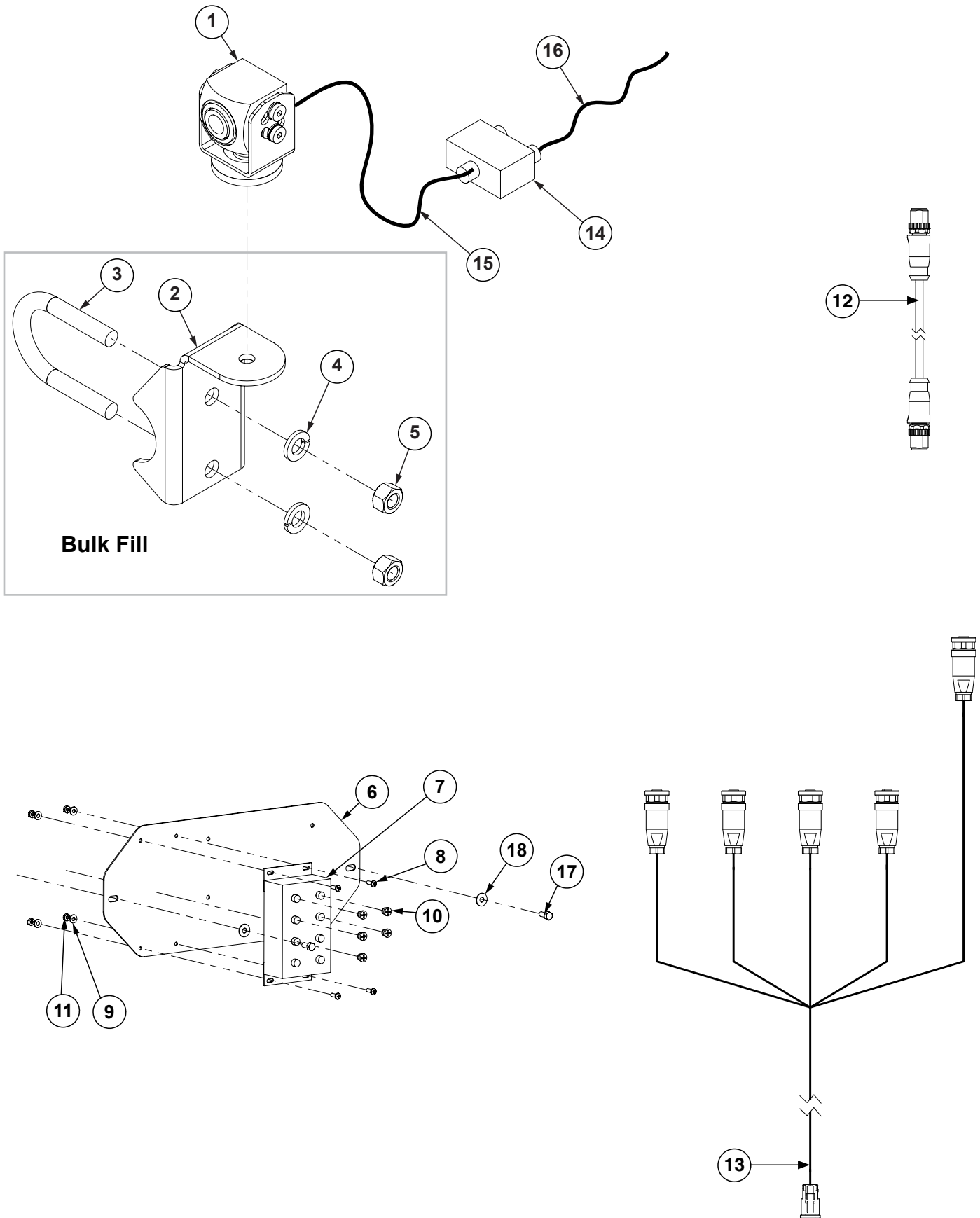
12 Row: Row Units 1, 5, 8, and 12  
 16 Row: Row Units 1, 4, 7, 10, 13, and 16

ITEM	PART NO.	QTY.	DESCRIPTION
1	GA22552	1	Module Mount
2	GA20645	1	Module Cover
3	GD35907	2	Module Bracket
4	GA25976	2	IPP Wing Mount
5	GA25950	1	IPR Module Assembly
6	GA25949	4	IPN Module Assembly
7	GA21687	3	IPP Module Assembly
8	---	2	<a href="#">See "Hopper Support and Position Switch" on page P7</a>
9	G10001	4	Hex Head Cap Screw, 3/8"-16 x 1"
10	G10229	4	Lock Washer, 3/8"
11	G10621	-	Serrated Flange Nut, 1/4"-20
12	G11387	8	Hardened Washer, 3/8" SAE
13	G10304	4	Carriage Bolt, 3/8"-16 x 3"
14	G10108	4	Lock Nut, 3/8"-16
15	G10252	6	Hex Socket Head Cap Screw, 1/4"-20 x 7/8", Grade 8
16	G10831	-	Socket Head Screw, 1/4"-20 x 5/8"
17	GD35574	-	12-Pin Receptacle, 2 x 6 Cap, Key B W/CPA
18	GD35913	2	Insulated Clamp, 3/4"
19	G10064	-	Hex Head Cap Screw, 1/4"-20 x 1"
20	GD30726	8	Socket Dust Cover, M12
21	GD35836	24	Sealed Plug, MX150, 2 x 4, Key B W/CPA
22	GD35837	-	Sealed Plug, MX150, 2 x 3, Key A W/CPA
23	GD35838	22	Sealed Plug, MX150, 2 x 10, Key A W/CPA
24	GD11963-08	-	Tube, 1/2" O.D. x .310 I.D. x 1.75"
25	GD18327	2	U-Bolt, 3" x 7" x 1/2"-13
26	GD7145	-	U-Bolt, 7" x 7" x 1/2"-13
27	GA26015	2	IPN Shield
28	---	---	---
29	G10071	-	Serrated Flange Nut, 1/2"-13
30	G10746	-	Hex Head Cap Screw, 1/4"-20 x 2 1/2"
31	G10043	-	Hex Head Cap Screw, 5/16"-18 x 3/4"
32	G11385	-	Flat Washer, 1/4" SAE
33	GD35449	24	Double Tube Clamp, 1"
	G10004	24	Hex Head Cap Screw, 3/8"-16 x 1 1/4"
34	G10323601	-	Module Mount Plate
35	GD26082	-	Multi-Purpose Bracket
	G10230	-	Lock Washer, 3/8"
	G10104	-	Hex Nut, 5/8"-11
	GD1114	-	U-Bolt, 7" x 7" x 5/8"-11
36	G11858	-	Serrated Bolt Stud, 3/8"-24 x 1 3/32", Grade 5
37	G10344	-	Hex Jam Nut, 3/8"-24, Grade 2
38	G10219	-	Washer, 5/16" USS
39	G10524	-	Internal/External Tooth Washer, 3/8"
40	G10574	-	Carriage Bolt, 1/2"-13 x 1 1/4"
41	GA26209	-	IPP Module Mount

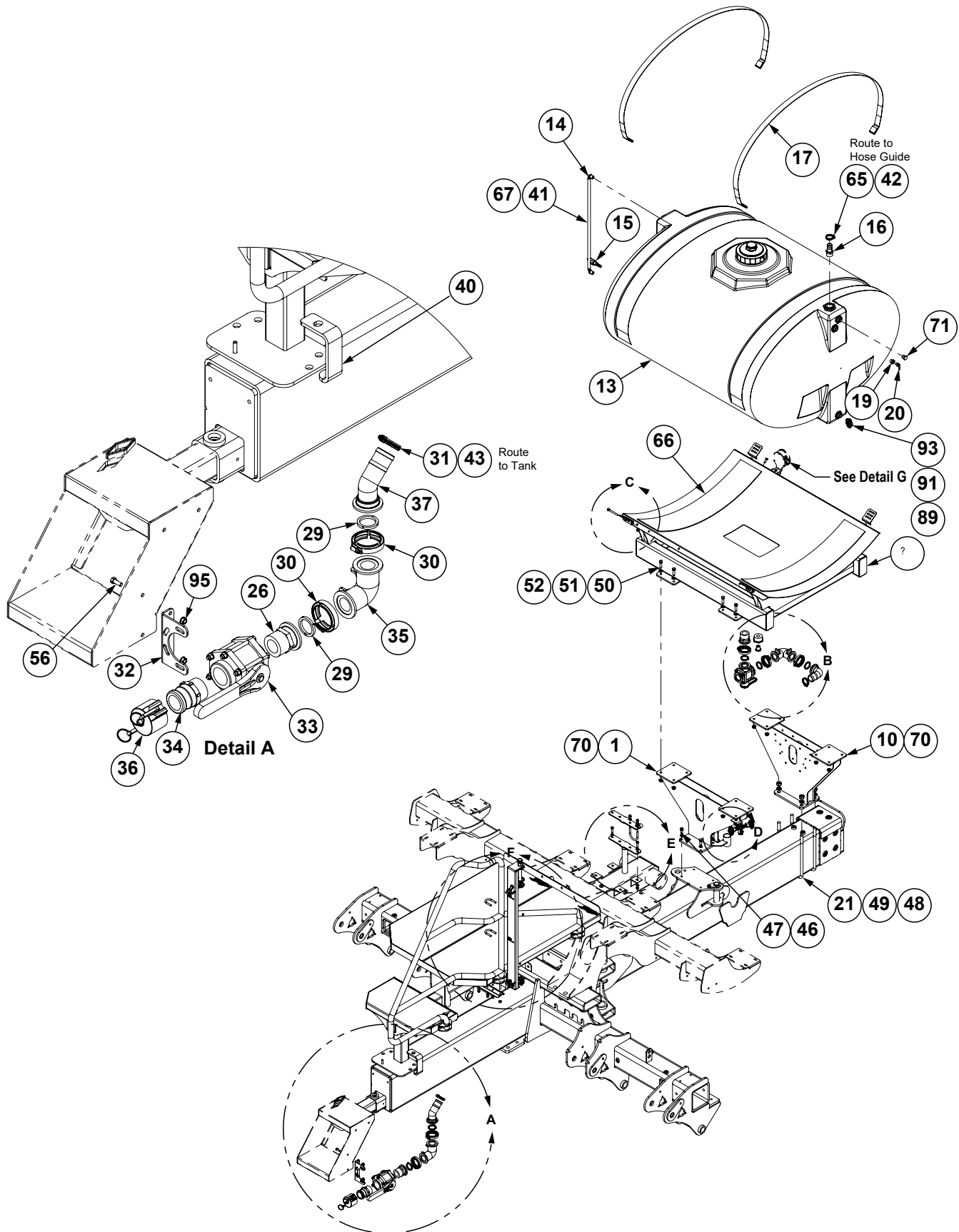


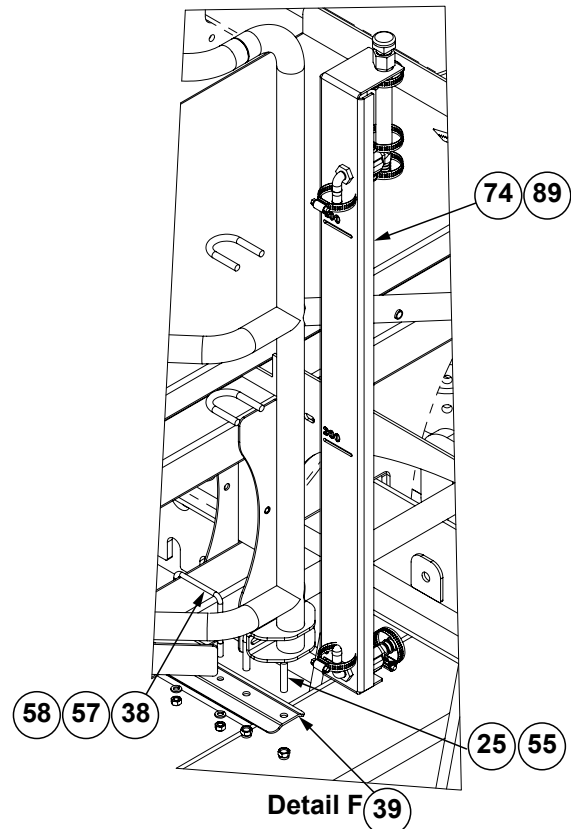
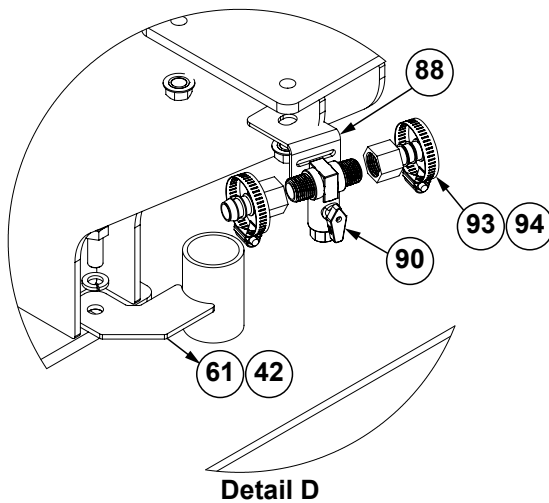
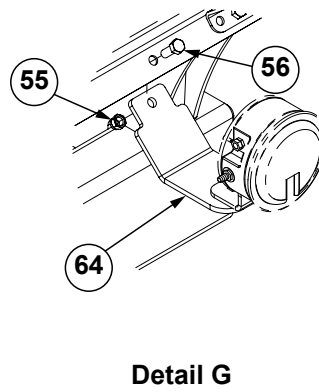
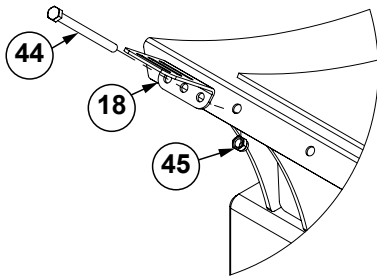
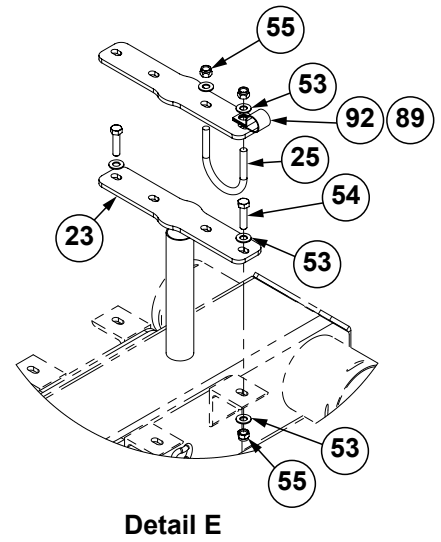
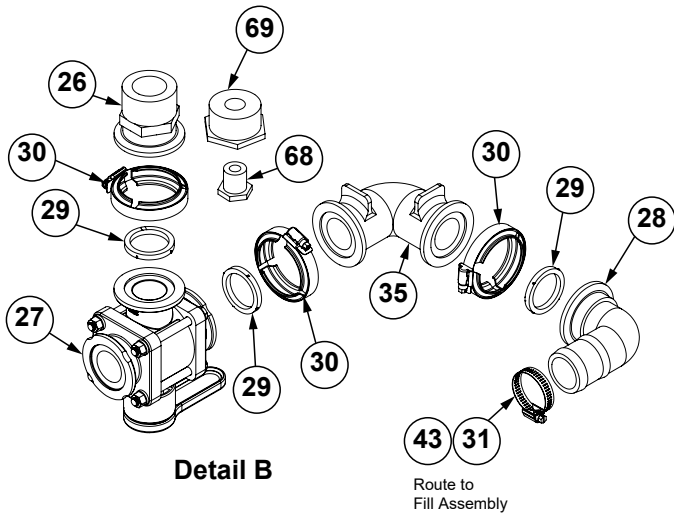


ITEM	PART NO.	QTY.	DESCRIPTION
1	GD35921	3	Rubber Pad, 1/16"
2	GD35449	2	Double Tube Clamp, 1"
3	G10197301	1	BUS Box Cover
4	G10197701	1	BUS Box Base
5	G10210	2	Washer, 3/8" USS
6	G10291901	1	12V BUS Box Harness
7	G11124	2	Hex Serrated Flange Cap Screw, 3/8"-16 x 1"
8	G10108	2	Lock Nut, 3/8"-16
9	G10002	2	Hex Head Cap Screw, 3/8"-16 x 3/4"
10	G11387	2	Flat Washer, 3/8" SAE
11	G10292601	1	PTO System 12V Power Harness
12	GD32061	2	Dust Cap W/Chain, 18"



ITEM	PART NO.	QTY.	DESCRIPTION
1	G10327701	1	Camera Assembly
2	GD26989	1	Work Light Bracket
3	GD27190	1	U-Bolt, 1½" x ⅜"-16
4	G10229	2	Lock Washer, ⅜"
5	G10101	2	Hex Nut, ⅜"-16
6	G10374501	1	Ethernet Switch Bracket
7	G10375201	1	Ethernet Switch
8	G11341	4	Phillips Pan Head Machine Screw, No. 12-24 x ⅝", Grade 1
9	G11383	4	Flat Washer, No. 12
10	GD30726	5	Socket Dust Cover, M12
11	G10375601	4	Hex Nut, No. 12-24, Grade 1
12	GA22554-36	1	Ethernet Cable, CAT 5 (M12 STR - M12 STR) x 36"
13	G10269201	1	Camera Power Harness
14	G10375101	1	Ethernet Power Injector
15	GA22554-360	-	Ethernet Cable, CAT 5 (M12 STR - M12 STR) x 360"
16	GA22554-20	-	Ethernet Cable, CAT 5 (M12 STR - M12 STR) x 20"
17	G10043	2	Hex Head Cap Screw, ⅝"-18 x ¼"
18	G10219	2	Washer, ⅝" USS

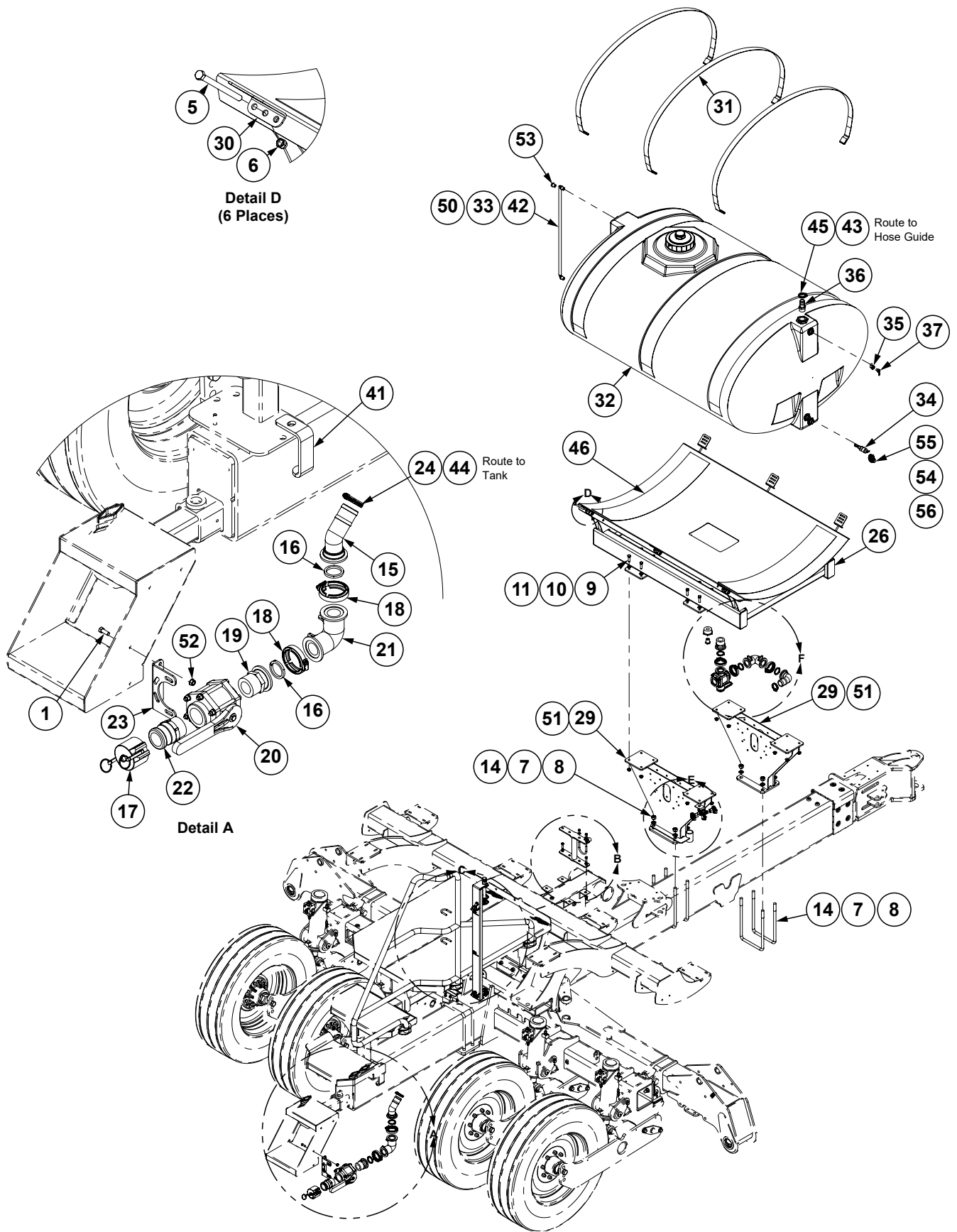




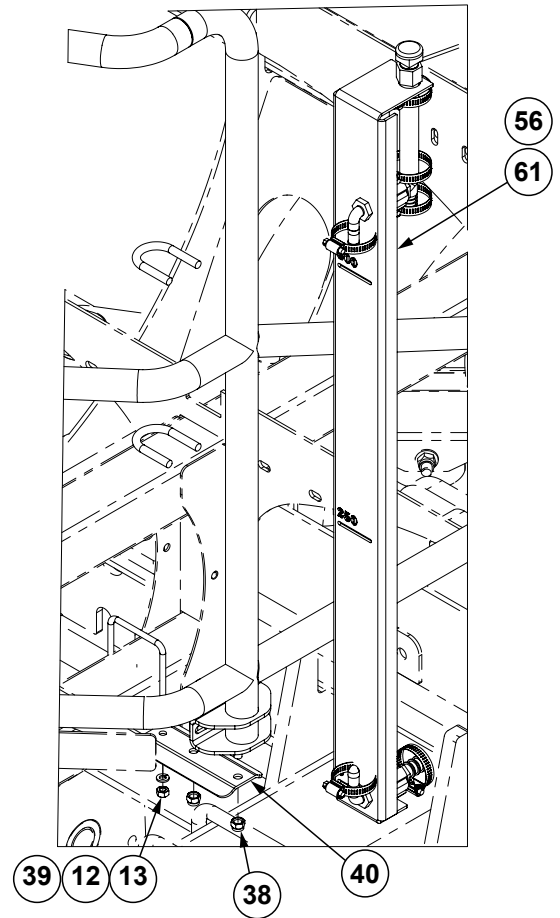
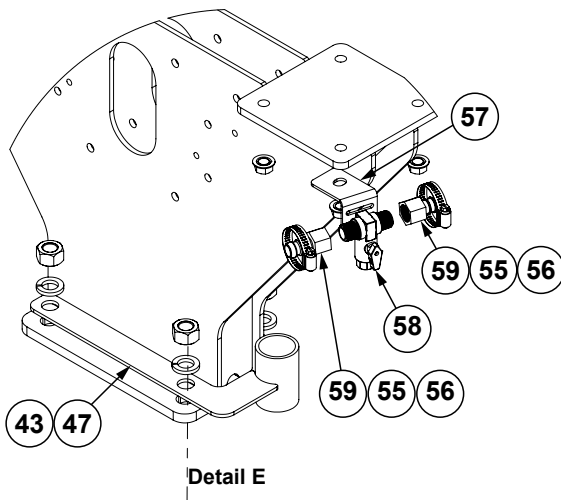
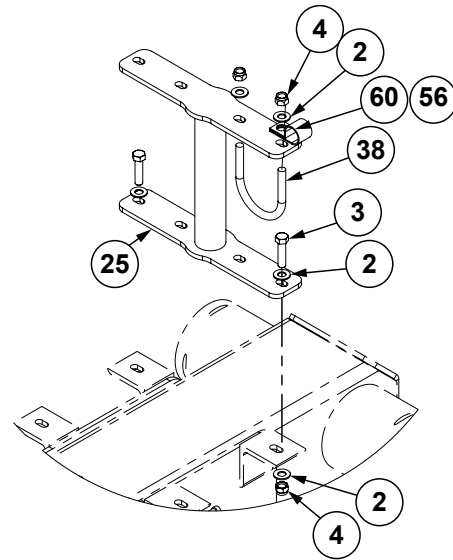
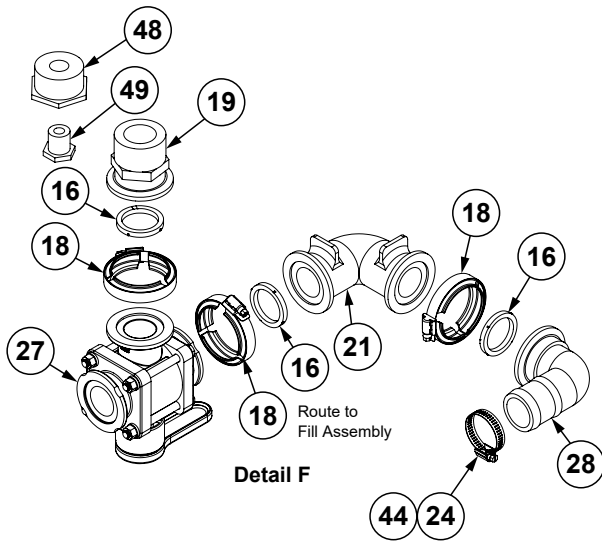
(Continued on the following pages.)

ITEM	PART NO.	QTY.	DESCRIPTION
1	G10256201	1	Tank Leg
2	G10302601	1	400 Gallon Tank Mount
3	G10388401	1	Front Support
4	GR1941	1	Seal
	GA16428	1	7" Lid Assembly
	GR2144	6	½" Bulkhead Fitting
	GR1709	1	1¼" Bulkhead Fitting Assembly (Nut, Bushing And O-Ring) (End Of Tank)
	GR1739	1	2" Bulkhead Fitting Assembly (Nut, Bushing And O-Ring) (Bottom Of Tank)
	GA4082	1	Anit-Vortex Fitting, 2"
5	G10740	2	90° Elbow, ½" Male NPT/Hose Barb
6	GA18720	1	Liquid Level Sensor
7	G10626	1	Adapter, 1¼" NPT To Barb
8	GD15605	2	Band (3 Per Tank)
9	GD11123	4	Anchor
10	G11682	1	Reducing Bushing, ½" Male NPT to ¼" Female NPT
11	G11681	1	¼" NPT x ¼" Hose Barb Fitting
12	GD25235	2	U-Bolt, 8" x 14" x ¾"-10
13	G10135401	1	Support
14	GD26535	2	U-Bolt, 2½" x ⅜"-16
15	GD26816	2	2" Flange x 2" Male Thread
16	GA21845	1	3-Way Flanged Ball Valve, 2"
17	G11457	1	Elbow, 2" Flange x 2" Hose Barb, 90°
18	G11499	5	Gasket, Flange Ribbed 2"
19	G11468	5	Flange Clamp SS 75 Series
20	G10676	2	Hose Clamp, No. 36, Stainless Steel
21	GD26996	1	Fertilizer Fill Valve Mount Bracket
22	GA2660	1	Shutoff Valve, 2" NPT
23	GD3623	1	Adapter, 2" Male NPT To Cam Lock
24	GD26472	2	2" x 2", 90° Full Port Flange
25	GD3951	1	Dust Cap, 2" Cam Lock
26	G11576	1	2" Flange x 45° Hose Barb Elbow
27	GD18329	1	U-Bolt, 3" x ⅝"-18
28	GD26995	1	Fertilizer Tube Support Bracket
29	GD31429	1	Fertilizer Tube Bracket
30	GD29502-30	1	Clear Tube, ¾" O.D. x 30"
31	G4602-03	1	Black Helix Hose, 1¼" x 100'
32	G4201-03	1	Hose, 2" x 18'
33	G10485	4	Hex Head Cap Screw, ⅜"-16 x 5"
34	G10901	4	Lock Nut, ⅜"-16
35	G10228	4	Lock Washer, ½"
36	G10037	4	Hex Head Cap Screw, ½"-13 x 1¼"
37	G10231	4	Lock Washer, ¾"
38	G10105	4	Hex Nut, ¾"-10
39	G10039	16	Hex Head Cap Screw, ½"-13 x 1¾"
40	G11389	16	Flat Washer, ½" Plated SAE
41	G10071	16	Serrated Flange Nut, ½"-13
42	G11387	6	Flat Washer, ⅝" SAE
43	G10003	2	Hex Head Cap Screw, ⅝"-16 x 1½"
44	G10108	7	Lock Nut, ⅝"-16
45	G10001	3	Hex Head Cap Screw, ⅝"-16 x 1"

ITEM	PART NO.	QTY.	DESCRIPTION
46	G10232	2	Lock Washer, 5/16"
47	G10106	2	Hex Nut, 5/16"-18
48	G10384001	1	Hose Guide
49	G10342501	1	Pressure Gauge Mount
50	G10674	1	Hose Clamp, No. 24
51	GD1862	2	Tank Pad, 8" x 14' Roll
52	G11590	1	10MM Hollow Ball (Orange)
53	G10096	1	Pipe Plug, 3/4" NPT
54	G11573	1	Reducing Bushing, 2" Male NPT To 3/4" Female NPT
55	GD35413-19.75	4	Edge Trim Protection, 1/4" x 1/2" x 19.75"
56	G10297	1	Hex Pipe Plug, 1/2"
57	G10487401	1	Fertilizer Level Sight Assembly
58	G10489701	1	Site Gauge Bracket
59	G10485702	1	Clear Vinyl Hose, 7/8" O.D. x 1/8" x 20'
60	G10485401	1	3 Way Valve
61	G10491101	1	Barbed Fitting Elbow, 5/8"
62	G10492701	1	1" Insulated Clamp
63	G10673	3	Hose Clamp, No. 8
64	G10485501	2	Barbed Fitting, 5/8"
65	G11091	2	Serrated Flange Nut, 3/8"-16





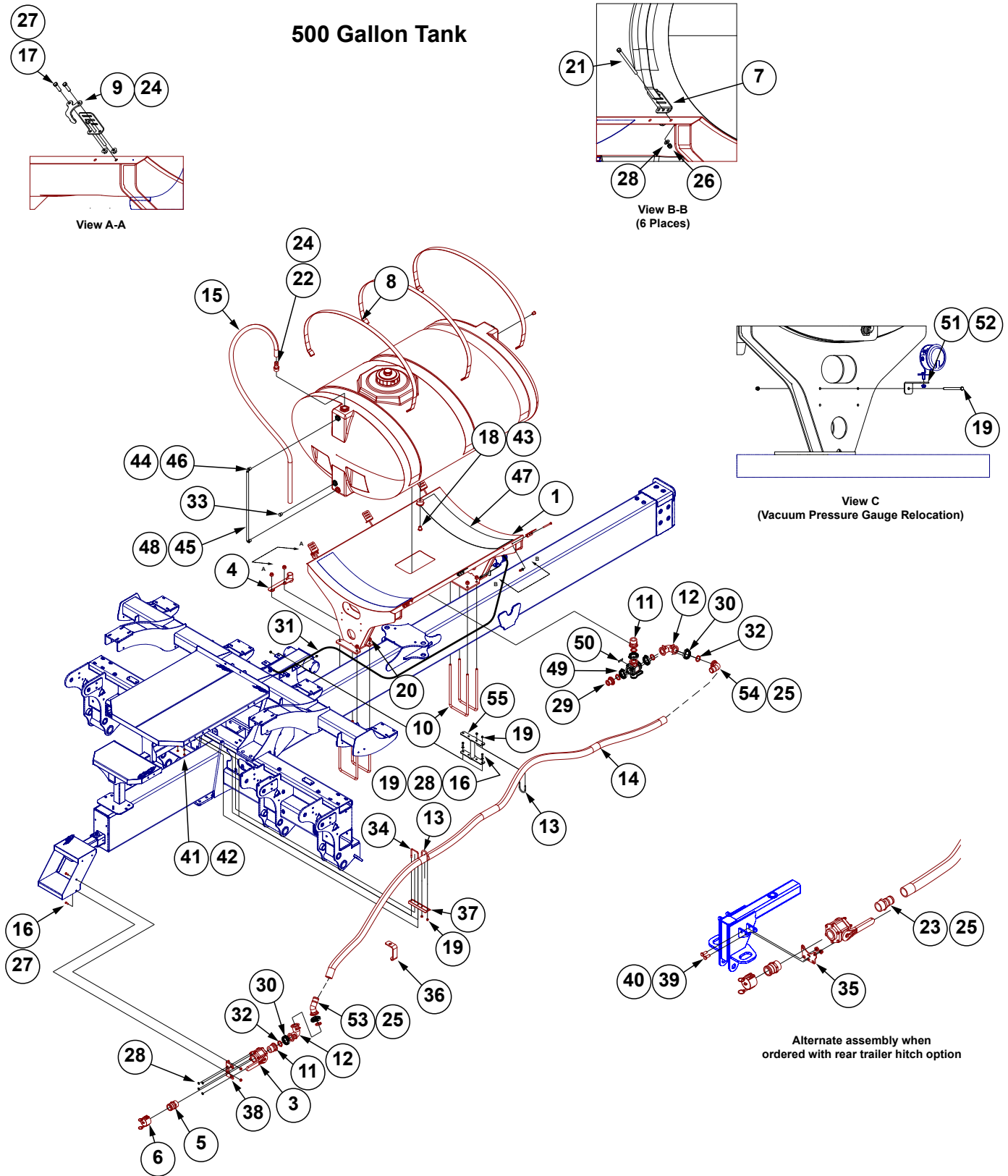


(Continued on the following pages.)

## Liquid Fertilizer Tank Hoses and Fittings, 16 Row (2022 Production And On)

ITEM	PART NO.	QTY.	DESCRIPTION
1	G10001	2	Hex Head Cap Screw, 3/8"-16 x 1"
2	G11387	6	Flat Washer, 3/8" SAE
3	G10003	2	Hex Head Cap Screw, 3/8"-16 x 1 1/2"
4	G10108	6	Lock Nut, 3/8"-16
5	G10485	6	Hex Head Cap Screw, 3/8"-16 x 5"
6	G10901	6	Lock Nut, 3/8"-16
7	G10231	8	Lock Washer, 3/4"
8	G10105	8	Hex Nut, 3/4"-10
9	G10039	16	Hex Head Cap Screw, 1/2"-13 x 1 3/4"
10	G11389	16	Flat Washer, 1/2" Plated SAE
11	G10071	16	Serrated Flange Nut, 1/2"-13
12	G10232	2	Lock Washer, 5/16"
13	G10106	2	Hex Nut, 5/16"-18
14	GD25235	4	U-Bolt, 8" x 14" x 3/4"-10
15	G11576	1	2" Flange x 45° Hose Barb Elbow
16	G11499	5	Gasket, Flange Ribbed 2"
17	GD3951	1	Dust Cap, 2" Cam Lock
18	G11468	5	Flange Clamp SS 75 Series
19	GD26816	2	2" Flange x 2" Male Thread
20	GA2660	1	Shutoff Valve, 2" NPT
21	GD26472	2	2" x 2", 90° Full Port Flange
22	GD3623	1	Hydraulic Hose Mount
23	GD26996	1	Fertilizer Fill Valve Mount Bracket
24	G10676	2	Hose Clamp, No. 36, Stainless Steel
25	G10135401	1	Support
26	G10255601	1	500 Gallon Tank Mount
27	GA21845	1	3-Way Flanged Ball Valve, 2"
28	G11457	1	Elbow, 2" Flange x 2" Hose Barb, 90°
29	GA26369	2	Front Support
30	GD11123	6	Anchor (Sub GA8114)
31	GD15605	3	Band (3 Per Tank)
32	GA17899	1	Tank W/Lid and Fittings, 500 Gallon
	GR1941	1	Seal
	GA16428	1	7" Lid Assembly
	GR2144	6	1/2" Bulkhead Fitting
	GR1709	1	1 1/4" Bulkhead Fitting Assembly (Nut, Bushing And O-Ring) (End Of Tank)
	GR1739	1	2" Bulkhead Fitting Assembly (Nut, Bushing And O-Ring) (Bottom Of Tank)
	GA4082	1	Anit-Vortex Fitting, 2"
33	G10740	2	90° Elbow, 1/2" Male NPT/Hose Barb
34	GA18720	1	Liquid Level Sensor
35	G11682	1	Reducing Bushing, 1/2" Male NPT to 1/4" Female NPT
36	G10626	1	Adapter, 1 1/4" NPT To Barb
37	G11681	1	1/4" NPT x 1/4" Hose Barb Fitting
38	GD26535	2	U-Bolt, 2 1/2" x 3/8"-16
39	GD18329	1	U-Bolt, 3" x 5/16"-18
40	GD26995	1	Fertilizer Tube Support Bracket
41	GD31429	1	Fertilizer Tube Bracket
42	GD29502-31.5	1	Clear Tube, 3/4" O.D. x 31 1/2"
43	G4602-03	1	Black Helix Hose, 1 1/4" x 100'
44	G4201-02	1	Hose, 2" x 12'
45	G10674	1	Hose Clamp, No. 24
46	GD1862	2	Tank Pad, 8" x 14' Roll

ITEM	PART NO.	QTY.	DESCRIPTION
47	G10368601	1	Hose Guide
48	G11573	1	Reducing Bushing, 2" Male NPT To ¾" Female NPT
49	G10096	1	Pipe Plug, ¾" NPT
50	G11590	1	10MM Hollow Ball (Orange)
51	GD35413-19.75	4	Edge Trim Protection, ¼" x ½" x 19.75"
52	G11091	2	Serrated Flange Nut, ¾"-16
53	G10297	1	Hex Pipe Plug, ½"
54	G10491101	1	Elbow Barbed Fitting, ⅝"
55	G10673	3	Hose Clamp, No. 8
56	G10485702	1	Clear Vinyl Hose, ⅞" O.D. x ⅛" x 20'
57	G10489701	1	Site Gauge Bracket
58	G10485401	1	3 Way Valve
59	G10485501	2	Barbed Fitting, ⅝"
60	G10492701	1	1" Insulated Clamp
61	G10487301	1	Fertilizer Level Sight Assembly



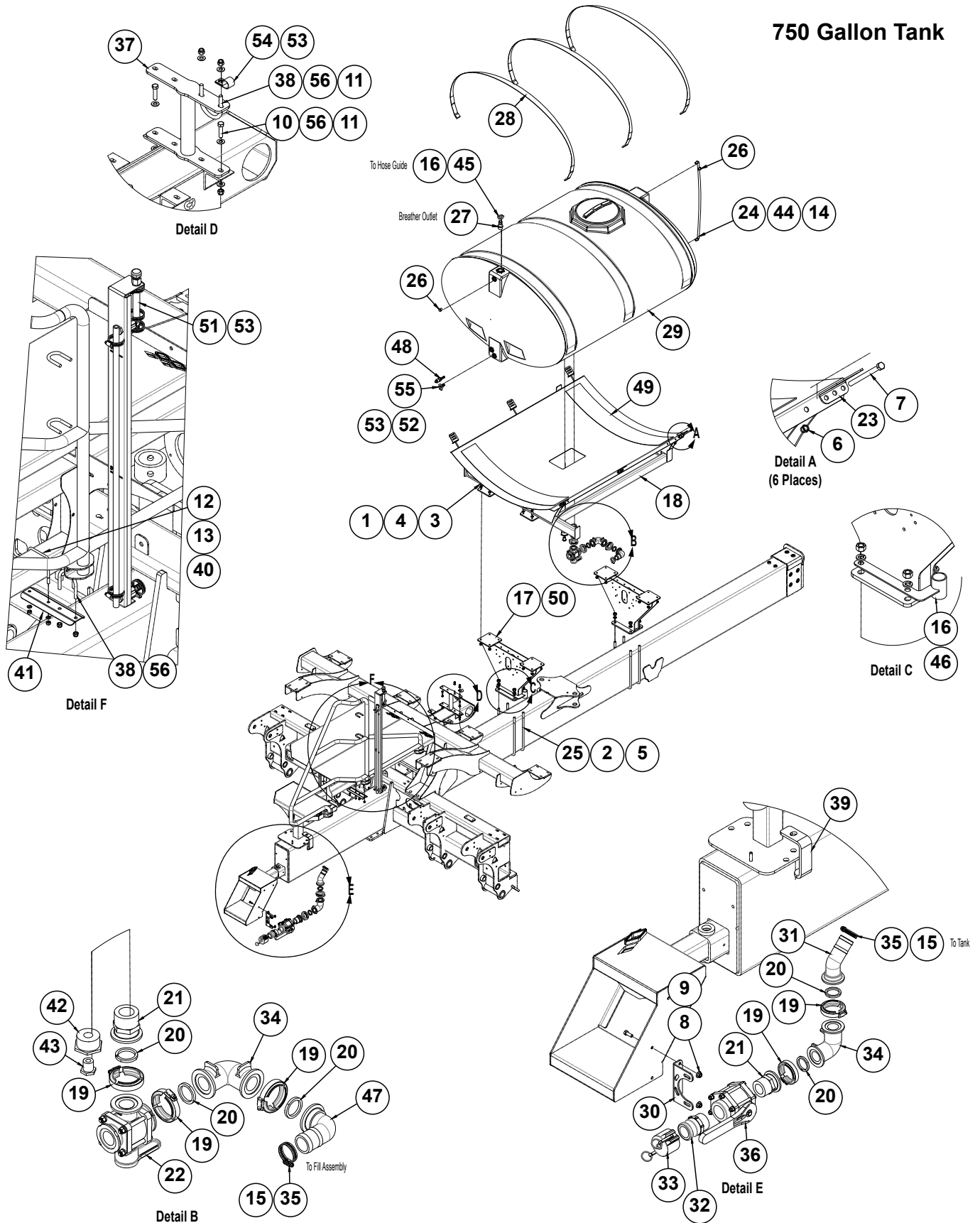
ITEM	PART NO.	QTY.	DESCRIPTION
1	GA18791	1	Tank Mount
2	GA17899	1	Tank W/Lid and Fittings, 500 Gallon
	GR1941	1	Seal
	GA16428	1	7" Lid Assembly
	GR2144	6	½" Bulkhead Fitting
	GR1709	1	1¼" Bulkhead Fitting Assembly (Nut, Bushing And O-Ring) (End Of Tank)
	GR1739	1	2" Bulkhead Fitting Assembly (Nut, Bushing And O-Ring) (Bottom Of Tank)
	GA4082	1	Anit-Vortex Fitting, 2"
3	GA2660	1	Shutoff Valve, 2" NPT
4	GA18467	1	Hose Guide
5	GD3623	1	Adapter, 2" Male NPT To Cam Lock
6	GD3951	1	Dust Cap, 2" Cam Lock
7	GD11123	6	Anchor (Sub GA8114)
8	GD15605	3	Band (3 Per Tank)
9	GD20111	1	Hose Bracket
10	GD25499	4	U-Bolt, 8" x 16" x ¾"-10
11	GD26816	2	2" Flange x 2" Male Thread
12	GD26472	2	2" x 2", 90° Full Port Flange
13	GD26535	2	U-Bolt, 2½" x ¾"-16
14	G4201-03	1	Hose, 2" x 18'
15	G4602-03	1	Black Helix Hose, 1¼" x 100'
16	G10001	4	Hex Head Cap Screw, ⅜"-16 x 1"
17	G10004	2	Hex Head Cap Screw, ⅜"-16 x 1¼"
18	G10096	1	Pipe Plug, ¼" NPT
19	G10108	7	Lock Nut, ⅜"-16
20	G10112	8	Lock Nut, ¼"-10
21	G10485	6	Hex Head Cap Screw, ⅜"-16 x 5"
22	G10626	1	Adapter, 1¼" NPT To Barb
23	G10628	1	Adapter, 2" NPT To Barb
24	G10674	2	Hose Clamp, No. 24
25	G10676	2	Hose Clamp, No. 36, Stainless Steel
26	G10901	6	Lock Nut W/Nylon Insert, ⅜"-16
27	G11091	4	Serrated Flange Nut, ⅜"-16
28	G11387	12	Flat Washer, ⅜" SAE
29	G11455	1	Reducer, 2" Flange x 1" Flange
30	G11468	6	Flange Clamp SS 75 Series
31	GD15849-04	1	Clear Plastic Tubing, ⅝" O.D. x 144"
32	G11499	6	Gasket, Flange Ribbed 2"
33	G10297	2	Hex Pipe Plug, ½"
34	GD18329	1	U-Bolt, 3" x ⅝"-18
35	GD26993	1	Fertilizer Fill Valve Mount Plate
36	GD31429	1	Fertilizer Tube Bracket
37	GD26995	1	Fertilizer Tube Support Bracket
38	GD26996	1	Fertilizer Fill Valve Mount Bracket
39	G10037	2	Hex Head Cap Screw, ½"-13 X 1¼"
40	G10071	2	Serrated Flange Nut, ½"-13
41	G10106	2	Hex Nut, ⅝"-18
42	G10232	2	Lock Washer, ⅝"
43	G11573	1	Reducing Bushing, 2" Male NPT To ¾" Female NPT
44	G10740	4	90° Elbow, ½" Male NPT/Hose Barb

(Continued on the following page.)

---

<b>ITEM</b>	<b>PART NO.</b>	<b>QTY.</b>	<b>DESCRIPTION</b>
45	G11590	2	10MM Hollow Ball (Orange)
46	G10673	4	Hose Clamp, No. 8
47	GD1862	1	Tank Pad, 8" x 14' Roll
48	GD29502-31.5	2	Clear Tube, ¾" O.D. x 31½"
49	GA21845	1	3-Way Flanged Ball Valve, 2"
50	---	---	---
51	GD15803	1	Pressure Gauge Support
52	G10753	1	Hex Head Cap Screw, ⅜"-16 x 4½"
53	G11576	1	2" Flange x 45° Hose Barb Elbow
54	G11457	1	Elbow, 2" Flange x 2" Hose Barb, 90°
55	G10135401	1	Support

750 Gallon Tank



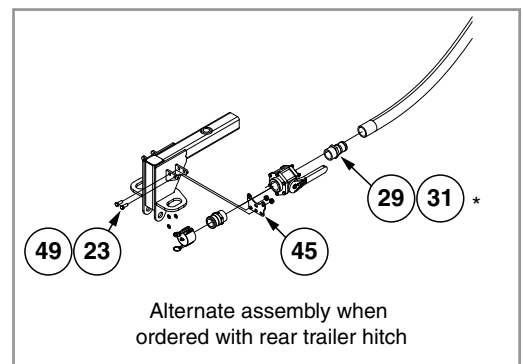
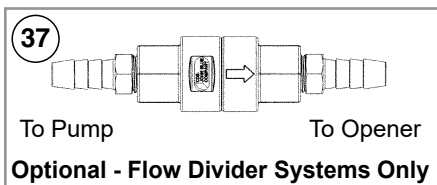
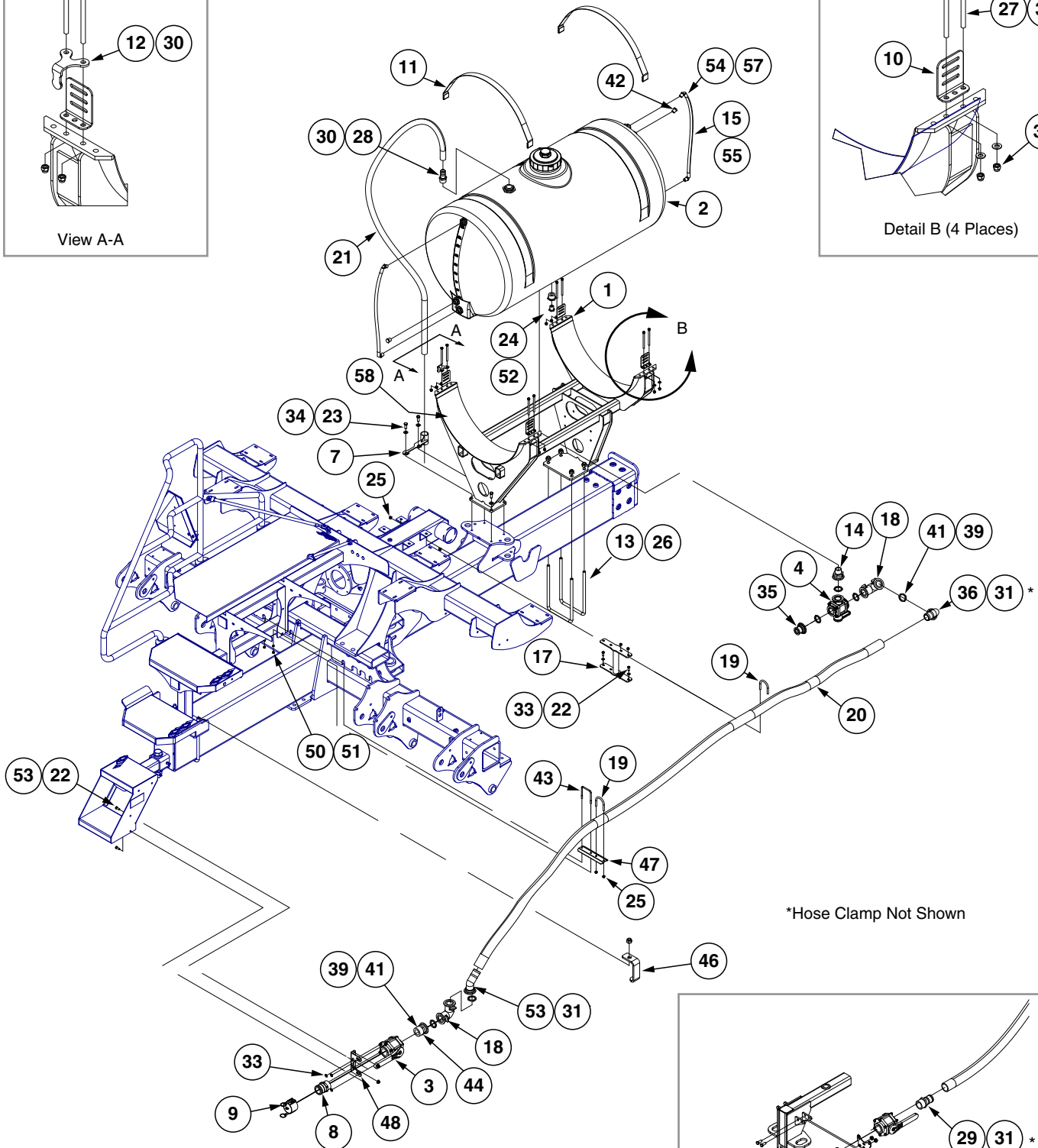
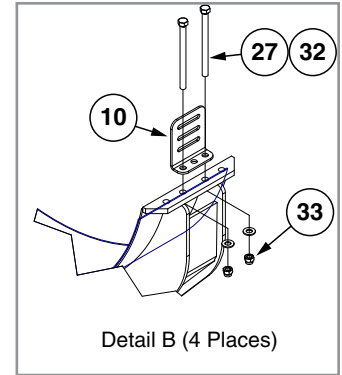
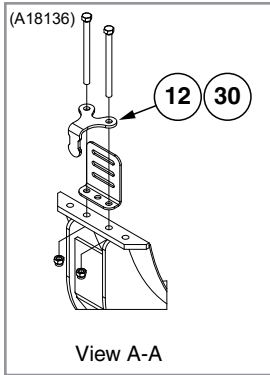
(Continued on the following pages.)

ITEM	PART NO.	QTY.	DESCRIPTION
1	G10071	16	Serrated Flange Nut, 1/2"-13
2	G10231	8	Lock Washer, 3/4"
3	G10039	16	Hex Head Cap Screw, 1/2"-13 x 1 3/4"
4	G11389	16	Flat Washer, 1/2" Plated SAE
5	G10105	8	Hex Nut, 3/4"-10
6	G10901	6	Lock Nut W/Nylon Insert, 3/8"-16
7	G10485	6	Hex Head Cap Screw, 3/8"-16 x 5"
8	G11091	2	Serrated Flange Nut, 3/8"-16
9	G10001	2	Hex Head Cap Screw, 3/8"-16 x 1"
10	G10003	2	Hex Head Cap Screw, 3/8"-16 x 1 1/2"
11	G11387	6	Flat Washer, 3/8" SAE
12	G10106	2	Hex Nut, 5/16"-18
13	G10232	2	Lock Washer, 5/16"
14	GD29502-36.75	1	Clear Tube, 3/4" O.D. x 36.75"
15	G4201-03	1	Hose, 2" x 18'
16	G4602-03	1	Black Helix Hose, 1 1/4" x 100'
17	GA26369	2	Front Support
18	G10302301	1	750 Gallon Tank Mount
19	G11468	5	Flange Clamp SS 75 Series
20	G11499	5	Gasket, Flange Ribbed 2"
21	GD26816	2	2" Flange x 2" Male Thread
22	GA21845	1	3-Way Flanged Ball Valve, 2"
23	GD11123	6	Anchor (Sub GA8114)
24	G10740	2	90° Elbow, 1/2" Male NPT/Hose Barb
25	GD25499	4	U-Bolt, 8" x 16" x 3/4"-10
26	G10297	2	Hex Pipe Plug, 1/2"
27	G10626	1	Adapter, 1 1/4" NPT To Barb
28	GD15605-700	3	Strap, 1 3/4" Black Polyester
29	G10323801	1	Tank W/Lid and Fittings, 750 Gallon
	GR1709	1	1 1/4" Bulkhead Fitting Assembly (Nut, Bushing And O-Ring) (End Of Tank)
	GR1739	1	2" Bulkhead Fitting Assembly (Nut, Bushing And O-Ring) (Bottom Of Tank)
	GR2144	6	1/2" Bulkhead Fitting
	GA27028	1	16" Lid Assembly
	GA4082	1	Anit-Vortex Fitting, 2"
30	GD26996	1	Fertilizer Fill Valve Mount Bracket
31	G11576	1	2" Flange x 45° Hose Barb Elbow
32	GD3623	1	Adapter, 2" Male NPT To Cam Lock
33	GD3951	1	Dust Cap, 2" Cam Lock
34	GD26472	2	2" x 2", 90° Full Port Flange
35	G10676	2	Hose Clamp, No. 36, Stainless Steel
36	GA2660	1	Shutoff Valve, 2" NPT
37	G10135401	1	Support
38	GD26535	2	U-Bolt, 2 1/2" x 3/8"-16
39	GD31429	1	Fertilizer Tube Bracket
40	GD18329	1	U-Bolt, 3" x 5/16"-18
41	GD26995	1	Fertilizer Tube Support Bracket
42	G11573	1	Reducing Bushing, 2" Male NPT To 3/4" Female NPT
43	G10096	1	Pipe Plug, 3/4" NPT
44	G11590	1	10MM Hollow Ball (Orange)
45	G10674	1	Hose Clamp, No. 24
46	G10368601	1	Hose Guide
47	G11457	1	Elbow, 2" Flange x 2" Hose Barb, 90°



---

<b>ITEM</b>	<b>PART NO.</b>	<b>QTY.</b>	<b>DESCRIPTION</b>
48	GA18720	1	Liquid Level Sensor
49	GD1862	2	Tank Pad, 8" x 14' Roll
50	GD35413-19.75	4	Edge Trim Protection, ¼" x ½" x 19.75"
51	G10491801	1	Fertilizer Level Sight Assembly
52	G10485601	1	Barbed Fitting NPT, ½"
53	G10485703	1	Clear Vinyl Hose, 7/8" O.D. x 1/8" x 15"
54	G10492701	1	1" Insulated Clamp
55	G10673	1	Hose Clamp, No. 8
56	G10108	6	Lock Nut, 3/8"-16

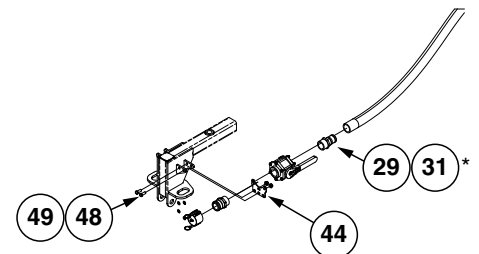
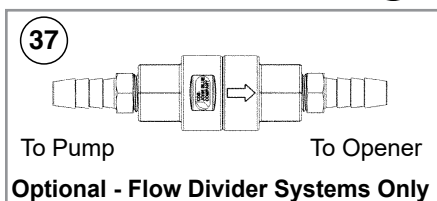
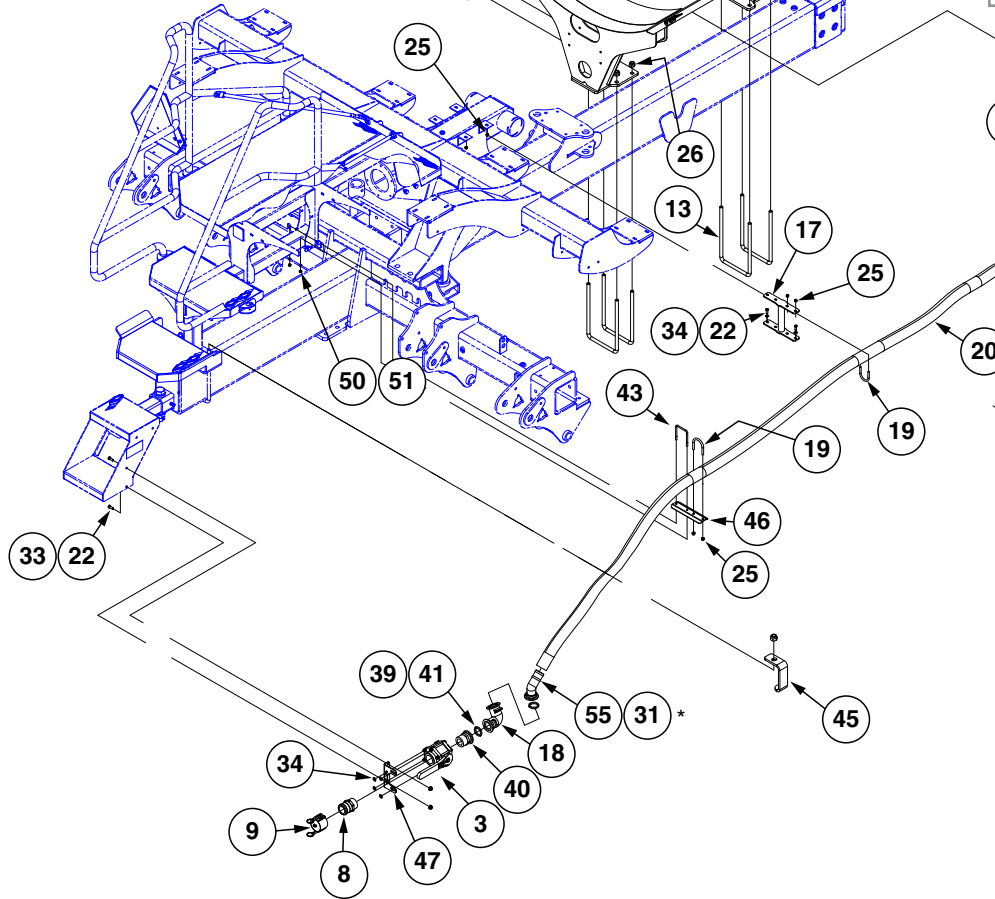
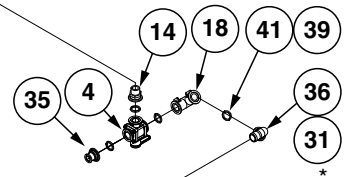
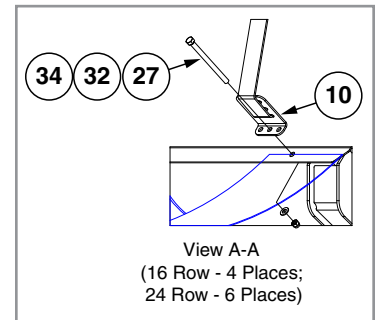
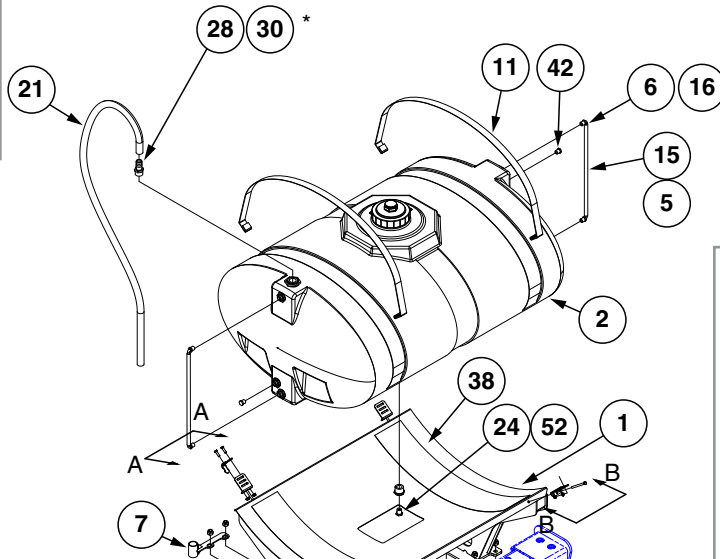
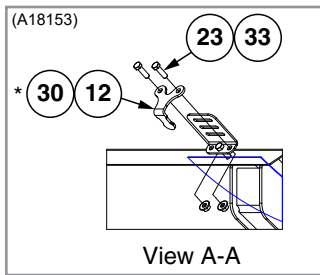


ITEM	PART NO.	QTY.	DESCRIPTION
1	G10133801	1	200 Gallon Tank Mount
2	GA17901	1	Tank W/Lid and Fittings, 200 Gallon
	GA16428	1	7" Lid Assembly
	GA16157	1	Vacuum Breaker
	GR2056	1	7" Lid W/2" NPT
	GR0508	2	1¼" Polypropylene Fitting Assembly (Nut, Bushing And O-Ring)
	GR1941	1	Seal
	GR2144	6	½" Bulkhead Fitting
3	GA2660	1	Shutoff Valve, 2" NPT
4	GA21845	1	3-Way Flanged Ball Valve, 2"
5	GD1862	1	Pad, 8" x 14' (For Two 30" Tanks)
6	G10673	4	Hose Clamp, No. 8
7	GA18796	1	Hose Guide
8	GD3623	1	Adapter, 2" Male NPT To Cam Lock
9	GD3951	1	Dust Cap, 2" Cam Lock
10	GD11123	4	Anchor Strap
11	GD11124	2	Strap, 84"
12	GD20111	1	Hose Bracket
13	GD25235	2	U-Bolt, 8" x 12" x ¾"-10
14	GD26338	1	2" Flange x 1¼" Male
15	GD29502-30	2	Clear Tube, ¾" O.D. x 30"
16	G11590	2	10MM Hollow Ball (Orange)
17	G10135401	1	Fertilizer Tube Support Plate
18	GD26472	2	2" x 2", 90° Full Port Flange
19	GD26535	2	U-Bolt, 2½" x ⅝"-16
20	G4201-03	1	Hose, 2" x 18'
21	G4602-03	1	Black Helix Hose, 1¼" x 100'
22	G10001	4	Hex Head Cap Screw, ⅜"-16 x 1"
23	G10037	6	Hex Head Cap Screw, ½"-13 X 1¼"
24	G10096	1	Pipe Plug, ¾" NPT
25	G10108	6	Lock Nut, ⅜"-16
26	G10112	4	Lock Nut, ¾"-10
27	G10485	8	Hex Head Cap Screw, ⅜"-16 x 5"
28	G10626	1	Adapter, 1¼" NPT To Barb
29	G10628	1	Adapter, 2" NPT To Barb
30	G10674	2	Hose Clamp, No. 24
31	G10676	5	Hose Clamp, No. 36, Stainless Steel
32	G10901	8	Lock Nut W/Nylon Insert, ⅜"-16
33	G11387	14	Flat Washer, ⅜" SAE
34	G11389	4	Flat Washer, ½" Plated SAE
35	G11455	1	Reducer, 2" Flange x 1" Flange
36	G11457	1	Elbow, 2" Flange x 2" Hose Barb, 90°
37	GA15416	-	Check Valve, Low Rate
38	G10740	4	90° Elbow, ½" Male NPT/Hose Barb
39	G11468	12	Flange Clamp SS 75 Series
40	G11091	2	Serrated Flange Nut, ⅜"-16
41	G11499	6	Gasket, Flange Ribbed 2"
42	G10297	2	Hex Pipe Plug, ½"
43	GD18329	1	U-Bolt, 3" x ⅝"-18
44	GD26816	1	2" Flange x 2" Male Thread
45	GD26993	1	Fertilizer Fill Valve Mount Plate
46	GD31429	1	Fertilizer Tube Hold Down Bracket

(Continued on the following page.)

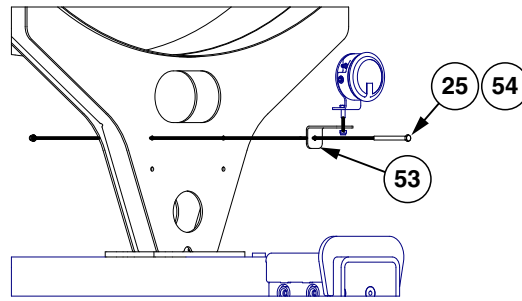
---

<b>ITEM</b>	<b>PART NO.</b>	<b>QTY.</b>	<b>DESCRIPTION</b>
47	GD26995	1	Fertilizer Tube Support Bracket
48	GD26996	1	Fertilizer Fill Valve Mount Bracket
49	G10071	2	Serrated Flange Nut, 1/2"-13
50	G10106	2	Hex Nut, 5/16"-18
51	G10232	2	Lock Washer, 5/16"
52	G10737	1	Reducing Bushing, 1 1/4" Male NPT To 3/4" Female
53	G11576	1	2" Flange x 45° Hose Barb Elbow



Alternate Assembly When Ordered  
With Rear Trailer Hitch Option

(Continued on the following pages.)

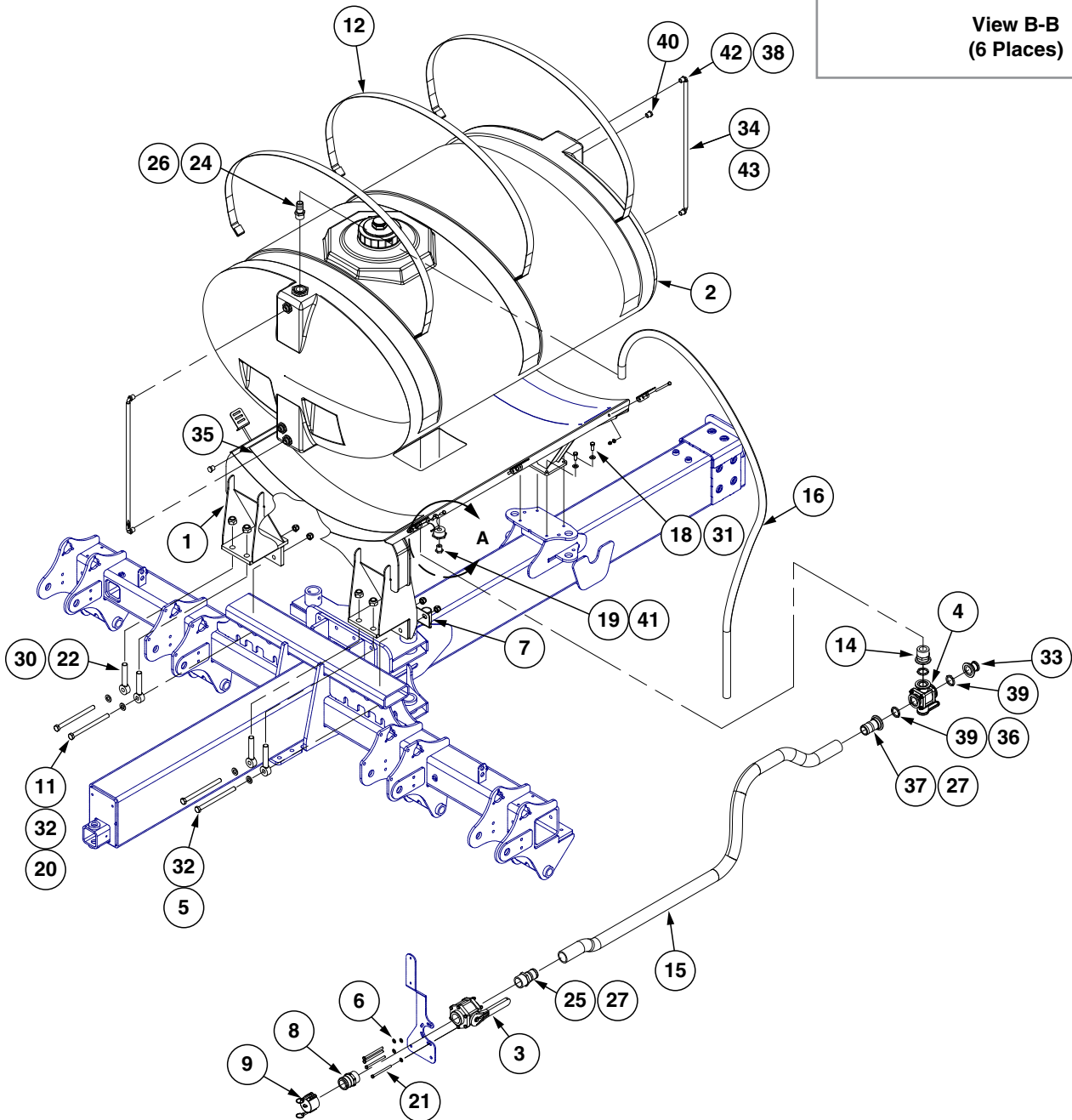
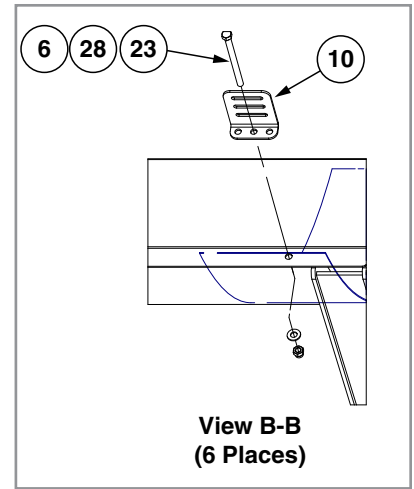
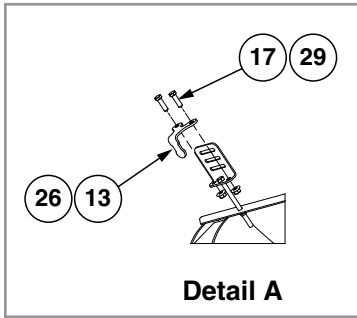


Pressure Gauge Mount Detail

ITEM	PART NO.	QTY.	DESCRIPTION
1	GA22644 GA18791	1	300 Gallon Tank Mount, 16 Row 500 Gallon Tank Mount, 24 Row
2	GA17900 GA17899 GA16428 GA16157 GR2056 GR1709 GR1941 GR2144 GR1919 GR1739 GA4082 GA20748	1 - 1 - - 1 1 6 2 1 - -	Tank W/Lid and Fittings, 300 Gallon, 16 Row Tank W/Lid and Fittings, 500 Gallon, 24 Row 7" Lid Assembly Vacuum Breaker 7" Lid W/2" NPT 1 1/4" Bulkhead Fitting Assembly (Nut, Bushing And O-Ring) (End Of Tank) Seal 1/2" Bulkhead Fitting 1 1/2" Bulkhead Fitting Assembly, 16 Row Only 2" Bulkhead Fitting Assembly (Nut, Bushing And O-Ring) (Bottom Of Tank), 24 Row Only Anti-Vortex Fitting, 2", 500 Gallon, 24 Row Anti-Vortex Fitting, 1 1/2", 300 Gallon, 16 Row
3	GA2660	1	Shutoff Valve, 2" NPT
4	GA21845	1	3-Way Flanged Ball Valve, 2"
5	G11590	2	10MM Hollow Ball (Orange)
6	G10740	4	90° Elbow, 1/2" Male NPT/Hose Barb
7	GA18468 GA18467	1 -	Hose Guide, 16 Row Hose Guide, 24 Row
8	GD3623	1	Adapter, 2" Male NPT To Cam Lock
9	GD3951	1	Dust Cap, 2" Cam Lock
10	GD11123	4/6	Anchor
11	GD15605	2	Band (3 Per Tank)
12	GD20111	1	Hose Bracket
13	GD25235 GD25499	4	U-Bolt, 8" x 12" x 3/4"-10, 16 Row U-Bolt, 8" x 16" x 3/4"-10, 24 Row
14	G11496 GD26816	1 -	Adapter, 1 1/2" Male NPT x 2" Flange, 16 Row 2" Flange x 2" Male Thread, 24 Row
15	GD29502-26 GD29502-31.5	2 2	Clear Tube, 3/4" O.D. x 26", 16 Row Clear Tube, 3/4" O.D. x 31 1/2", 24 Row
16	G10673	4	Hose Clamp, No. 8
17	G10135401	1	Fertilizer Tube Support Plate
18	GD26472	2	2" x 2", 90° Full Port Flange
19	GD26535	2	U-Bolt, 2 1/2" x 3/8"-16
20	G4201-03	1	Hose, 2" x 18'
21	G4602-03	1	Black Helix Hose, 1 1/4" x 100'
22	G10001	4	Hex Head Cap Screw, 3/8"-16 x 1"
23	G10004	2	Hex Head Cap Screw, 3/8"-16 x 1 1/4"
24	G10096	1	Pipe Plug, 3/4" NPT
25	G10108	6	Lock Nut, 3/8"-16
26	G10112	8	Lock Nut, 3/4"-10

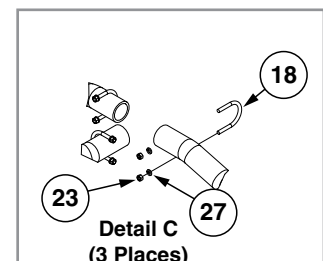
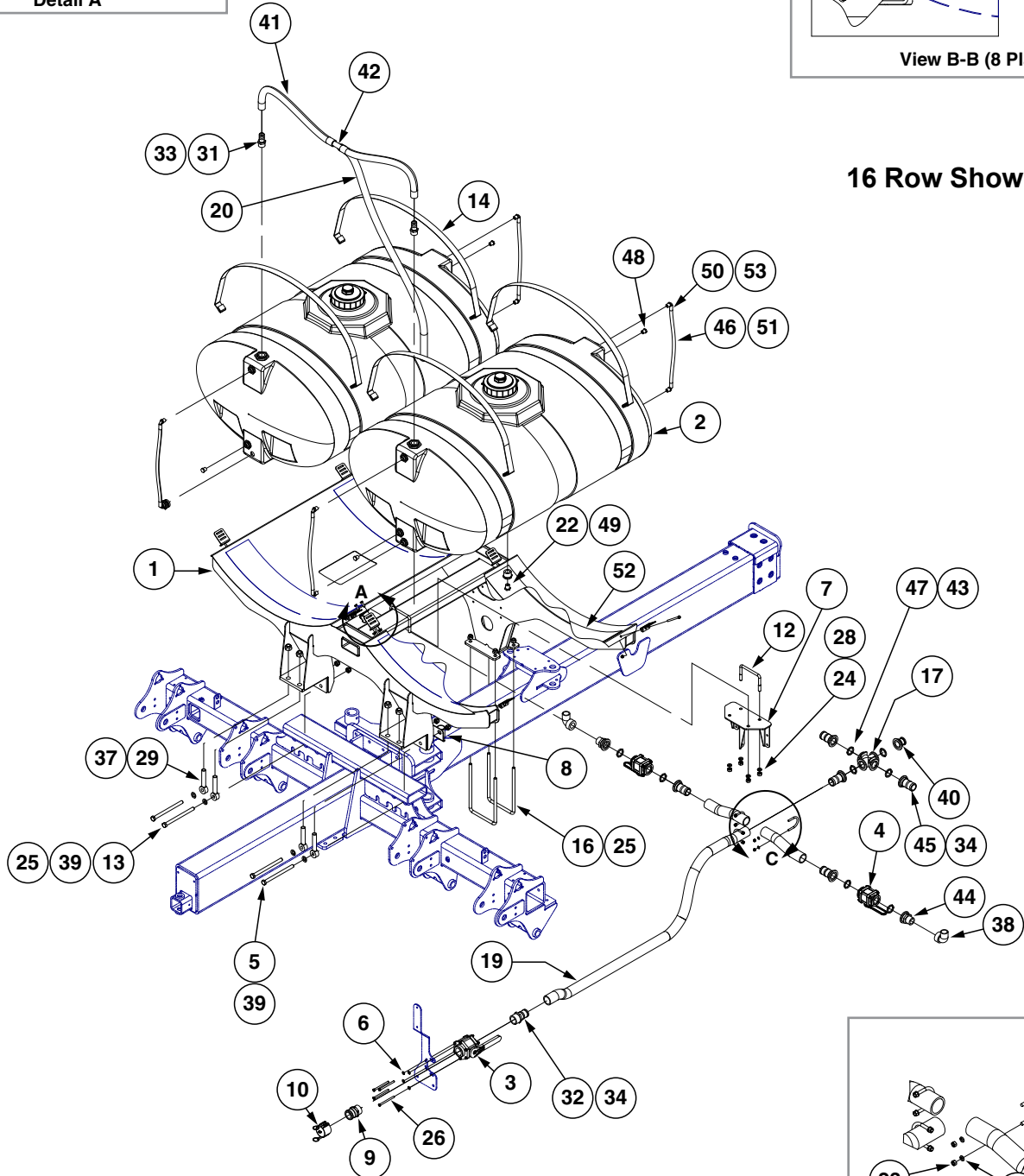
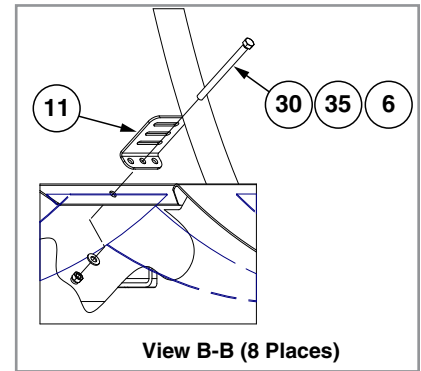
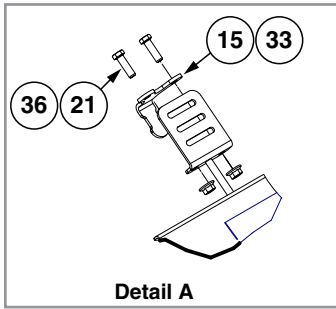
ITEM	PART NO.	QTY.	DESCRIPTION
27	G10485	6	Hex Head Cap Screw, 3/8"-16 x 5"
28	G10626	1	Adapter, 1 1/4" NPT To Barb
29	G10628	1	Adapter, 2" NPT To Barb
30	G10674	2	Hose Clamp, No. 24
31	G10676	2	Hose Clamp, No. 36, Stainless Steel
32	G10901	6	Lock Nut W/Nylon Insert, 3/8"-16
33	G11091	4	Serrated Flange Nut, 3/8"-16
34	G11387	10	Flat Washer, 3/8" SAE
35	G11455	1	Reducer, 2" Flange x 1" Flange
36	G11457	1	Elbow, 2" Flange x 2" Hose Barb, 90°
37	GA15416	-	Check Valve, Low Rate
38	GD1862	1	Pad, 8" x 14' (For Two 30" Tanks)
39	G11468	6	Flange Clamp SS 75 Series
40	GD26816	1	2" Flange x 2" Male Thread
41	G11499	6	Gasket, Flange Ribbed 2"
42	G10297	2	Hex Pipe Plug, 1/2"
43	GD18329	1	U-Bolt, 3" x 5/16"-18
44	GD26993	1	Fertilizer Fill Valve Mount Plate
45	GD31429	1	Fertilizer Tube Hold Down Bracket
46	GD26995	1	Fertilizer Tube Support Bracket
47	GD26996	1	Fertilizer Fill Valve Mount Bracket
48	G10037	2	Hex Head Cap Screw, 1/2"-13 X 1 1/4"
49	G10071	2	Serrated Flange Nut, 1/2"-13
50	G10106	2	Hex Nut, 5/16"-18
51	G10232	2	Lock Washer, 5/16"
52	G11237	1	Reducing Bushing, 1 1/2" Male NPT To 3/4" Female, 12 Row
	G11573		Reducing Bushing, 2" Male NPT To 3/4" Female NPT, 16 Row
53	GD15803	1	Pressure Gauge Support
54	G10753	1	Hex Head Cap Screw, 3/8"-16 x 4 1/2"
55	G11576	1	2" Flange x 45° Hose Barb Elbow

(A18135)





ITEM	PART NO.	QTY.	DESCRIPTION
1	GA17564	1	500 Gallon Tank Mount
2	GA17899	1	Tank W/Lid and Fittings, 500 Gallon
	GA16428	-	7" Lid Assembly
	GA16157	1	Vacuum Breaker
	GR2056	-	7" Lid W/2" NPT
	GR1709	-	1¼" Bulkhead Fitting Assembly (Nut, Bushing And O-Ring) (End Of Tank)
	GR1941	1	Seal
	GR2144	1	½" Bulkhead Fitting
	GR1739	2	2" Bulkhead Fitting Assembly (Nut, Bushing And O-Ring) (Bottom Of Tank)
	GA4082	1	Anti-Vortex Fitting, 2", 500 Gallon
3	GA2660	1	Shutoff Valve, 2" NPT
4	GA21845	1	3-Way Flanged Ball Valve, 2"
5	G11715	2	Hex Head Cap Screw, ¾"-10 x 10½"
6	G11387	10	Flat Washer, ⅜" SAE
7	GA18469	1	Hose Guide
8	GD3623	1	Adapter, 2" Male NPT To Cam Lock
9	GD3951	1	Dust Cap, 2" Cam Lock
10	GD11123	6	Anchor Strap
11	G10477	2	Hex Head Cap Screw, ¾"-10 x 10"
12	GD15605	3	Band (3 Per Tank)
13	GD20111	1	Hose Bracket
14	GD26816	1	2" Flange x 2" Male Thread
15	G4201-02	1	Hose, 2" x 12'
16	G4602-03	1	Black Helix Hose, 1¼" x 100'
17	G10004	2	Hex Head Cap Screw, ⅜"-16 x 1¼"
18	G10037	4	Hex Head Cap Screw, ½"-13 X 1¼"
19	G10096	1	Pipe Plug, ¾" NPT
20	G10112	2	Lock Nut, ¾"-10
21	G10172	4	Hex Head Cap Screw, ⅜"-16 x 5"
22	GD27165	4	Eye Bolt, 1"-14 x 6"
23	G10485	6	Hex Head Cap Screw, ⅜"-16 x 5"
24	G10626	1	Adapter, 1¼" NPT To Barb
25	G10628	1	Adapter, 2" NPT To Barb
26	G10674	2	Hose Clamp, No. 24
27	G10676	2	Hose Clamp, No. 36, Stainless Steel
28	G10901	6	Lock Nut W/Nylon Insert, ⅜"-16
29	G11091	2	Serrated Flange Nut, ⅜"-16
30	G11108	4	Lock Nut, ⅜"-16
31	G11389	4	Flat Washer, ½" Plated SAE
32	G11392	6	Flat Washer, ¾" SAE
33	G11455	1	Reducer, 2" Flange x 1" Flange
34	GD29502-31.5	2	Clear Tube, ¾" O.D. x 31½"
35	GD1862	1	Pad, 8" x 14' (For Two 30" Tanks)
36	G11468	3	Flange Clamp SS 75 Series
37	G11497	1	Adapter, 2" Flange x 2" Hose Barb
38	G10673	4	Hose Clamp, No. 8
39	G11499	3	Gasket, Flange Ribbed 2"
40	G10297	2	Hex Pipe Plug, ½"
41	G11573	1	Reducing Bushing, 2" Male NPT To ¾" Female NPT
42	G10740	4	90° Elbow, ½" Male NPT/Hose Barb
43	G11590	2	10MM Hollow Ball (Orange)



## Liquid Fertilizer Tank Hoses and Fittings, 16 and 24 Row without Bulk Fill (2021 Production)

ITEM	PART NO.	QTY.	DESCRIPTION
1	GA17501	1	Tank Mount, 600 Gallon, 16 Row
	GA17496	-	Tank Mount, 600 Gallon, 24 Row
2	GA17900	1	Tank W/Lid and Fittings, 300 Gallon
	GA16428	1	7" Lid Assembly
	GA16157	-	Vacuum Breaker
	GR2056	-	7" Lid W/2" NPT
	GR1709	1	1¼" Bulkhead Fitting Assembly (Nut, Bushing And O-Ring) (End Of Tank)
	GR1941	1	Seal
	GR2144	6	½" Bulkhead Fitting
	GR1919	2	1½" Bulkhead Fitting Assembly
	GA20748	-	Anti-Vortex Fitting, 1½", 300 Gallon
3	GA2660	1	Shutoff Valve, 2" NPT
4	GA16927	2	Shutoff Valve, 2"
5	G11715	2	Hex Head Cap Screw, ¾"-10 x 10½"
6	G11387	12	Flat Washer, ⅜" SAE
7	GA18342	1	Fertilizer Cross Mount
8	GA18469	1	Hose Guide
9	GD3623	1	Adapter, 2" Male NPT To Cam Lock
10	GD3951	1	Dust Cap, 2" Cam Lock
11	GD11123	8	Anchor
12	GD11489	2	U-Bolt, 3" x 6" x ⅝"-11
13	G10477	4	Hex Head Cap Screw, ¾"-10 x 10"
14	GD15605	4	Band (3 Per Tank)
15	GD20111	1	Hose Bracket
16	GD25235	2	U-Bolt, 8" x 14" x ¾"-10
17	GD26474	1	2" Flanged Cross
18	GD25235	3	U-Bolt, 8" x 12" x ¾"-10, 16 Row
	GD25499	-	U-Bolt, 8" x 16" x ¾"-10, 24 Row
19	G4201-02	1	Hose, 2" x 12', 16 Row
	G4201-04	-	Hose, 2" x 15', 24 Row
20	G4602-21	1	Black Helix Hose, 1¼" x 7.8'
21	G10004	2	Hex Head Cap Screw, ⅜"-16 x 1¼"
22	G10096	2	Pipe Plug, ¾" NPT
23	G10101	6	Hex Nut, ⅜"-16
24	G10104	4	Hex Nut, ⅝"-11
25	G10112	8	Lock Nut, ¾"-10
26	G10172	4	Hex Head Cap Screw, ⅜"-16 x 5"
27	G10229	6	Lock Washer, ⅜"
28	G10230	4	Lock Washer, ⅝"
29	GD27165	4	Eye Bolt, 1"-14 x 6"
30	G10485	8	Hex Head Cap Screw, ⅜"-16 x 5"
31	G10626	2	Adapter, 1¼" NPT To Barb
32	G10628	1	Adapter, 2" NPT To Barb
33	G10674	5	Hose Clamp, No. 24
34	G10676	6	Hose Clamp, No. 36, Stainless Steel
35	G10901	8	Lock Nut W/Nylon Insert, ⅜"-16
36	G11091	2	Serrated Flange Nut, ⅜"-16
37	G11108	4	Lock Nut, 1"-14
38	G11353	2	Elbow, 1½" NPT, 90°
39	G11392	6	Flat Washer, ¾" SAE
40	G11455	1	Reducer, 2" Flange x 1" Flange
41	G4602-30	2	Black Helix Hose, 1¼" x 3'
42	G10633	1	Tee, 1¼" Barb

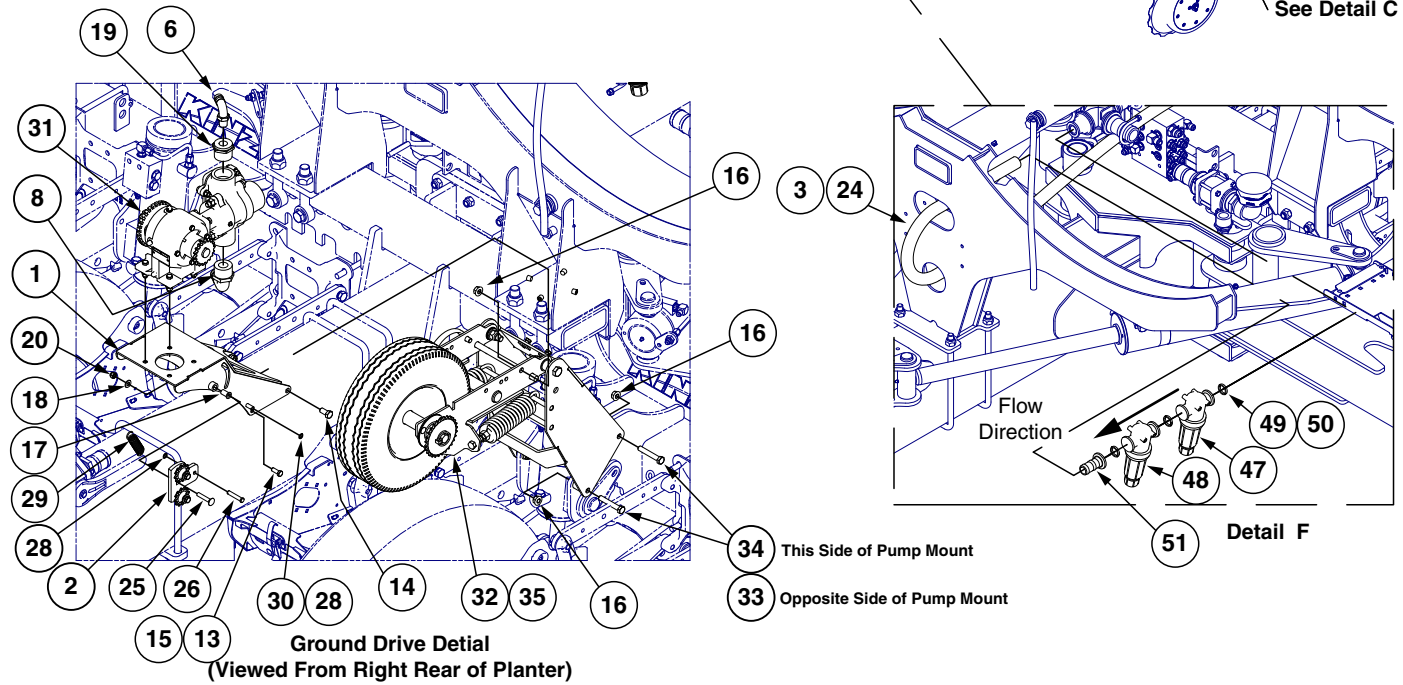
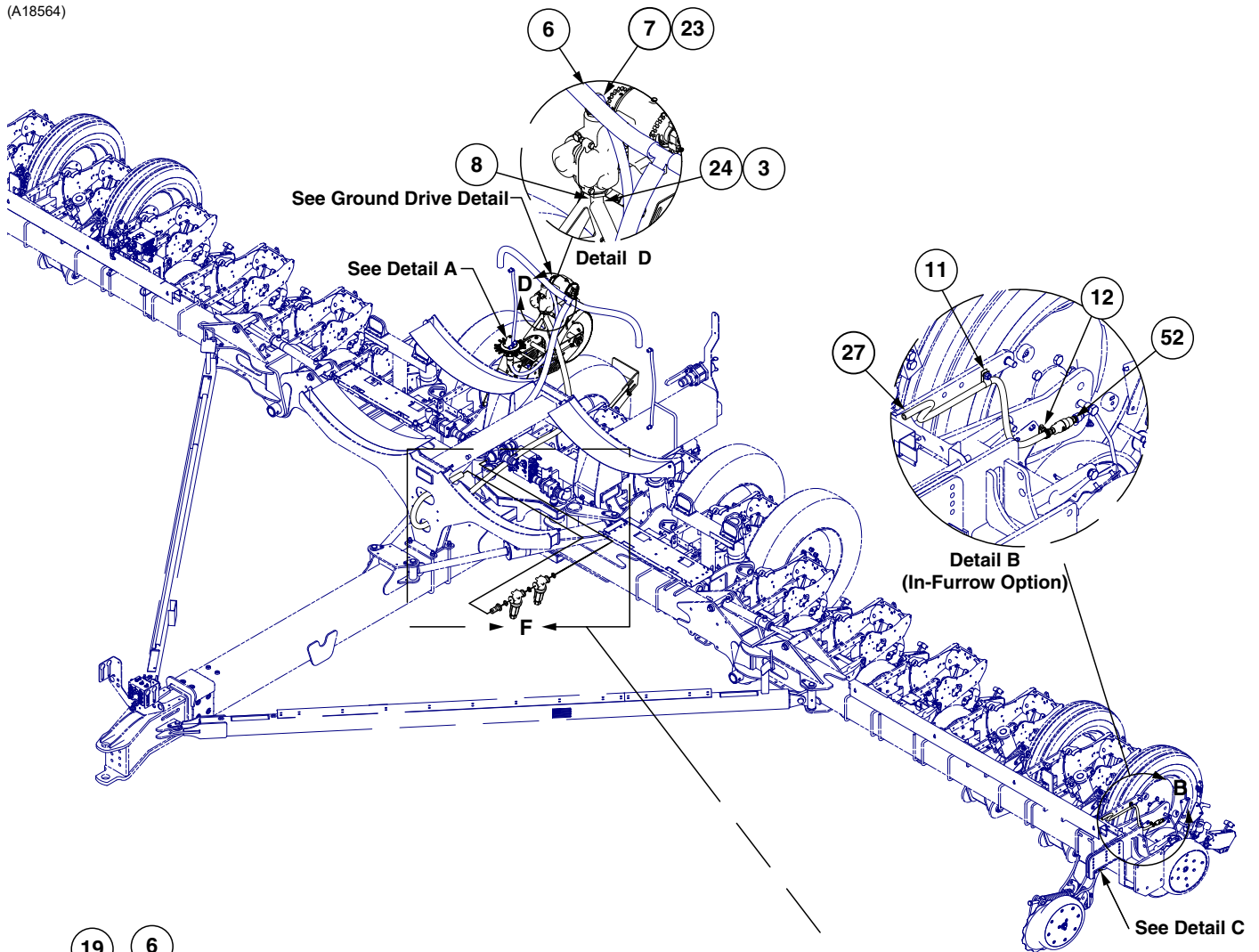
(Continued on following page.)

**Liquid Fertilizer Tank Hoses and Fittings, 16 and 24 Row  
without Bulk Fill (2021 Production)**

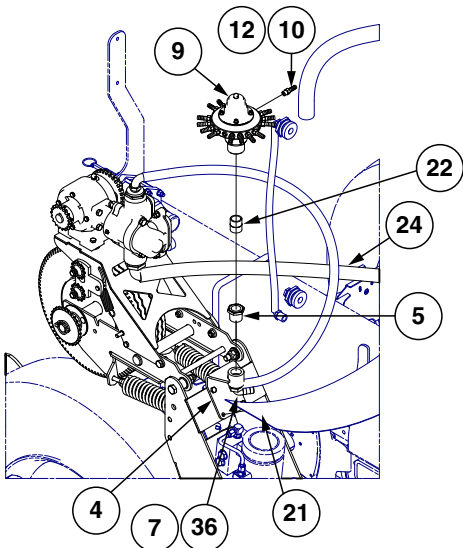
---

<b>ITEM</b>	<b>PART NO.</b>	<b>QTY.</b>	<b>DESCRIPTION</b>
43	G11468	8	Flange Clamp SS 75 Series
44	G11496	2	Adapter, 1½" Male NPT x 2" Flange
45	G11497	5	Adapter, 2" Flange x 2" Hose Barb
46	GD29502-26	4	Clear Tube, ¾" O.D. x 26"
47	G11499	8	Gasket, Flange Ribbed 2"
48	G10297	4	Hex Pipe Plug, ½"
49	G11237	2	Reducing Bushing, 1½" Male NPT To ¾" Female
50	G10740	8	90° Elbow, ½" Male NPT/Hose Barb
51	G11590	4	10MM Hollow Ball (Orange)
52	GD1862	1	Tank Pad, 8" x 14' Roll
53	G10673	8	Hose Clamp, No. 8

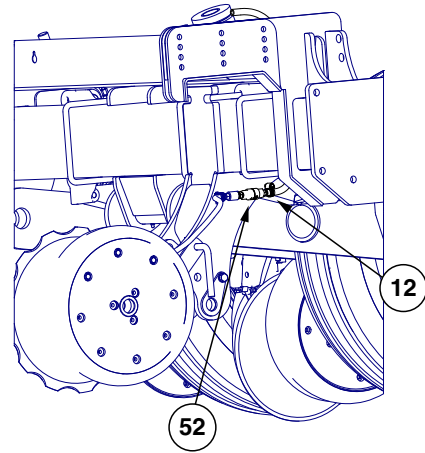
(A18564)



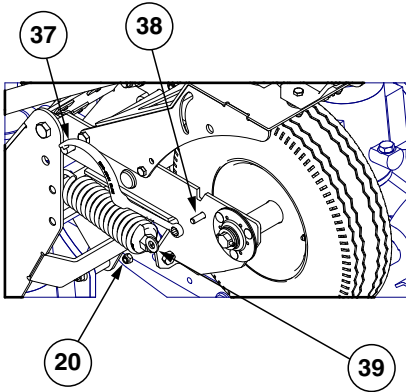
(Continued on following pages.)



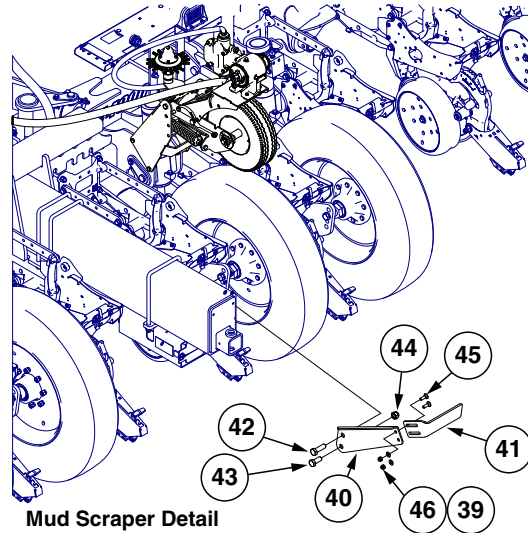
Detail A (Viewed From Right Front of Planter)



Detail C (Notched Single Disc Only)



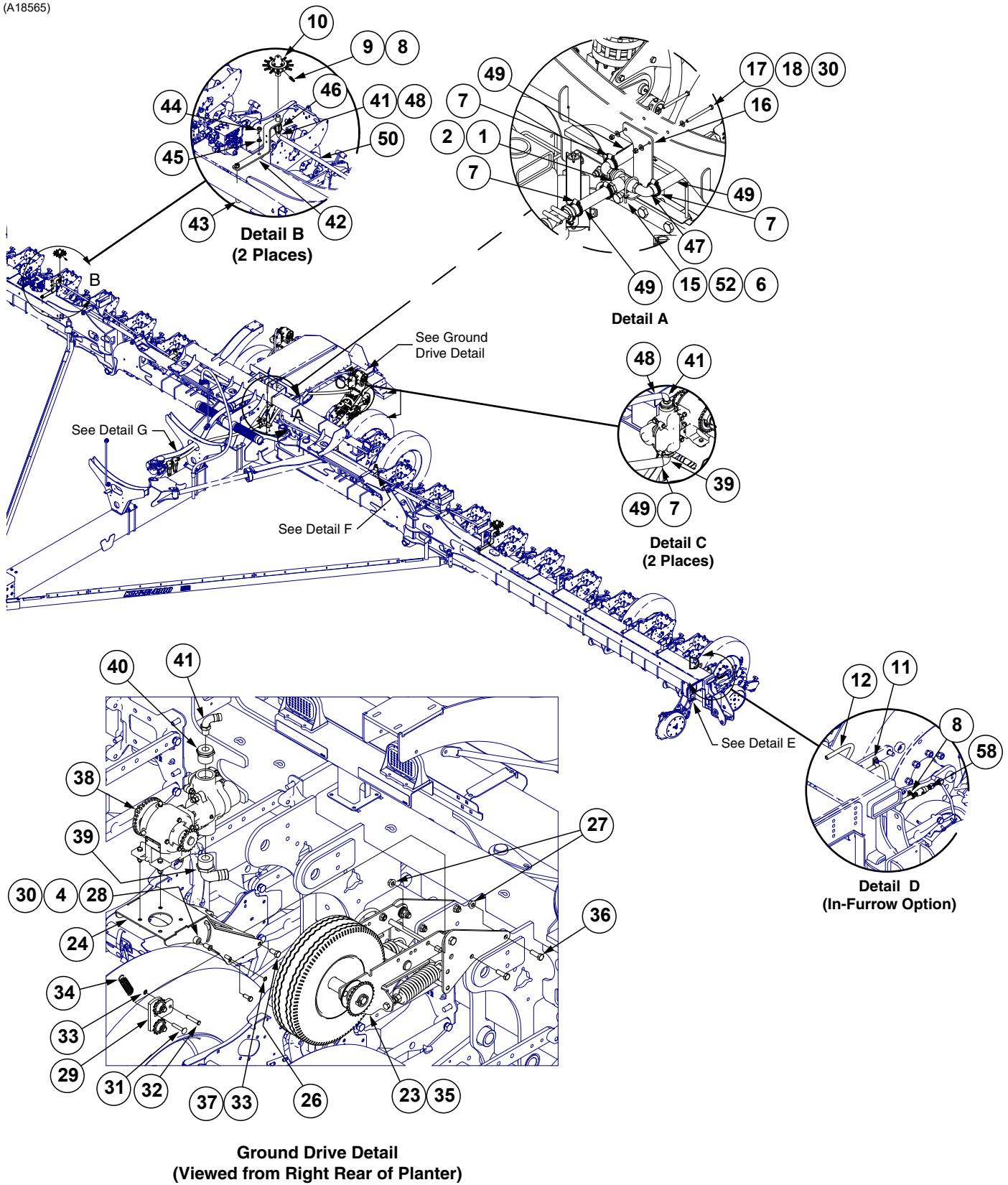
View E-E




Mud Scraper Detail  
(View From Left Rear of Planter)

ITEM	PART NO.	QTY.	DESCRIPTION
1	GA18875	1	Piston Pump Mount
2	GA11287	1	Double Idler Assembly
3	G10674	2	Hose Clamp, No. 24
4	GA18882	1	Flow Divider Mount, 12 Row
	GA18879	1	Flow Divider Mount, 16 Row
5	G10995	1	Reducing Bushing, 1" Male NPT To ¾" Female, Stainless Steel, 12 Row Only
6	G10917	1	Elbow, 90°, ¾" NPT To Barb
7	G10278	2	Hose Clamp, No. 16
8	G11561	1	90° Elbow, 1½" Male NPT x 1¼" Hose Barb
9	---	1	<a href="#">See "Liquid Fertilizer Piston Pump Flow Divider" on page P423</a>
10	GD11700	-	Adapter, ¼" NPT To ⅜" Barb
11	GD13348	-	Insulated Clamp, 1⅛"
12	G10681	-	Hose Clamp, No. 6
13	G10001	2	Hex Head Cap Screw, ⅜"-16 x 1"
14	G10014	2	Hex Head Cap Screw, ½"-13 x 1"
15	G11091	2	Serrated Flange Nut, ⅜"-16
16	G10071	6	Serrated Flange Nut, ½"-13
17	GD15532	1	Bronze Bushing, ⅜" x ½"
18	G11387	1	Flat Washer, ⅜" SAE
19	G11237	1	Reducing Bushing, 1½" Male NPT To ¾" Female
20	G10108	2	Lock Nut, ⅜"-16
21	G10002	4	Hex Head Cap Screw, ⅜"-16 x ¾"
22	G10994	1	Close Nipple, ¾" NPT, Stainless Steel, 12 Row
	G11580	1	1" Close Nipple, Stainless Steel, 16 Row
23	G4205-02	1	Hose, ¾" x 62"
24	G4200-01	1	Hose, 1¼" x 22', Non Bulk Fill
	G4200-09	1	Hose, 1¼" x 12', Bulk Fill
25	G10306	1	Carriage Bolt, ⅜"-16 x 2"
26	G10552	1	Clevis Pin, ⅜" x 2"
27	G4301-08	2	Hose, ⅜" x 250'
28	G10860	2	Retaining Ring, ⅜"
29	GD5857	1	Spring
30	G10870	1	Clevis Pin, ⅜" x 1"
31	GA12330	1	<a href="#">See "Liquid Fertilizer Piston Pump (Uses 18 Tooth Sprocket)" on page P421</a>
32	---	1	<a href="#">See "Center Ground Drive Assembly" on page P418</a>
33	G10039	2	Hex Head Cap Screw, ½"-13 x 1¾"
34	G10038	2	Hex Head Cap Screw, ½"-13 x 3"
35	G3310-86	1	Chain, No. 40, 86 Pitch Including Connector Link
	GR0912	-	Connector Link, No. 40
36	G10896	1	Elbow, 90°, 1" NPT To ¾" Barb
*37	GR1808	1	<a href="#">See "Liquid Fertilizer Piston Pump (Uses 18 Tooth Sprocket)" on page P421</a>
38	G10004	1	Hex Head Cap Screw, ⅜"-16 x 1¼"
39	G11389	3	Flat Washer, ½" Plated SAE
40	GD27197	1	Mud Scraper Arm Mount, Non Bulk Fill
	GD27200	1	Mud Scraper Arm Mount, Bulk Fill
41	GD27201	1	Mud Scraper Bar
42	G11661	1	Hex Head Cap Screw, ⅞"-9 x 2¾", Grade 8
43	G11662	1	Hex Head Cap Screw, ⅞"-9 x 2", Grade 8
44	G10418	1	Lock Nut, ⅞"-9
45	G10636	2	Carriage Bolt, ½"-13 x 1½"
46	G10111	2	Lock Nut, ½"-13
47	GA18181	1	1" Manifold T Strainer W/30 Mesh Screen
48	GA18182	1	1" Manifold T Strainer W/80 Mesh Screen
49	G11498	3	Gasket, Flange Ribbed 1"
50	G11467	3	Flange Clamp SS 50 Series
51	G11458	1	Adapter 1" Flange x 1¼" Hose Barb
52	GA20583	16	Check Valve Assembly (Notched Single Disc Only)

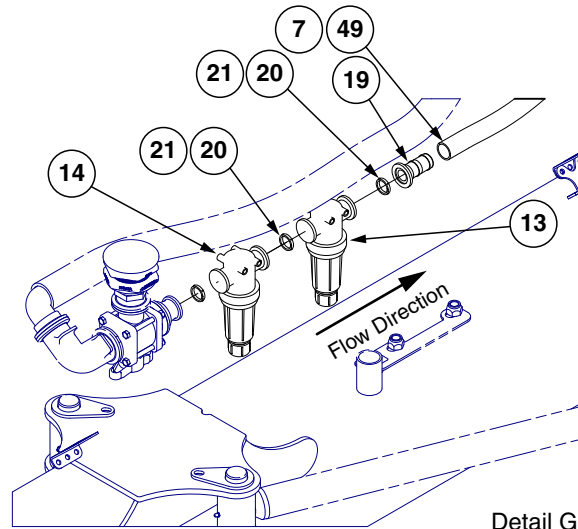
(A18565)



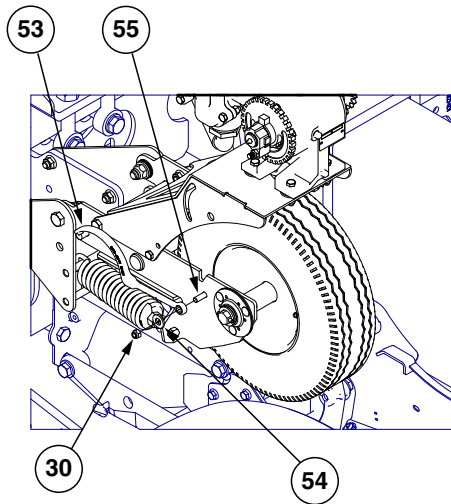




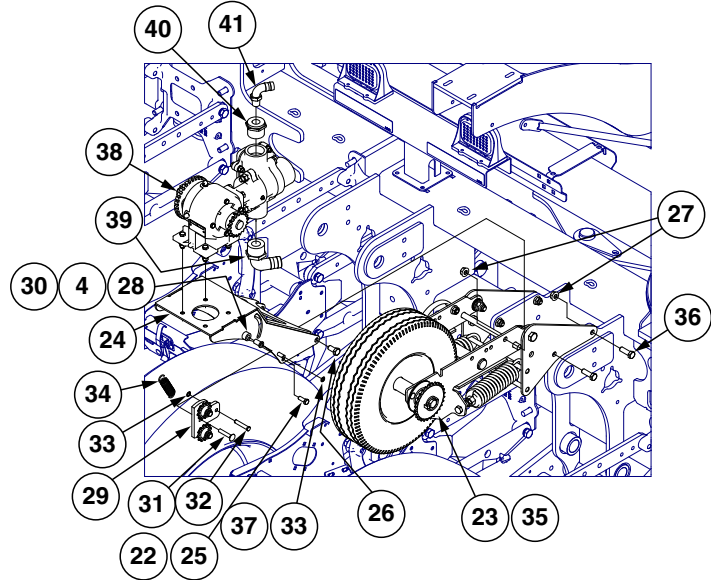
Detail E  
(Notched Single Disc Only)



Detail G



View H-H (2 Places)



Ground Drive Detail  
(Viewed from Right Rear of Planter)  
2 Places

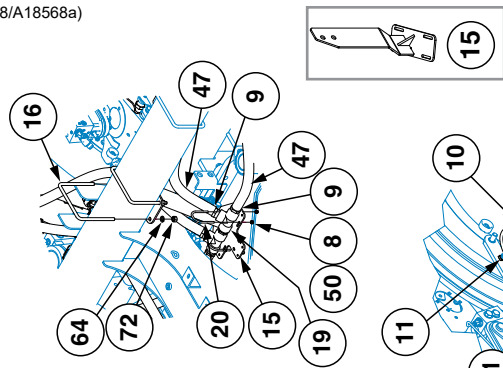
ITEM	PART NO.	QTY.	DESCRIPTION
1	G10279	1	1" Female NPT Nylon Tee
2	G10624	1	1" Male NPT x 1 1/4" Hose Barb
3	GA20583	24	Check Valve Assembly (Notched Single Disc Only)
4	G11387	2	Flat Washer, 3/8" SAE
5	GD26274	1	U-Bolt, 1 1/2" x 1/4"-20
6	G10110	6	Lock Nut, 1/4"-20, Grade B
7	G10674	6	Hose Clamp, No. 24
8	G10681	48	Hose Clamp, No. 6
9	GD11700	24	Adapter, 1/4" NPT To 3/8" Barb
10	GA8931	2	<a href="#">See "Liquid Fertilizer Piston Pump Flow Divider" on page P423</a>
11	GD13348	24	Insulated Clamp, 1 1/16"

(Continued on the following page.)

ITEM	PART NO.	QTY.	DESCRIPTION
12	G4301-08	2	Hose, 3/8" x 250'
13	GA18182	1	1" Manifold T Strainer W/80 Mesh Screen
14	GA18181	1	1" Manifold T Strainer W/30 Mesh Screen
15	GD26672	2	U-Bolt, 2" Diameter, 1/4"-20
16	G10230001	1	Fertilizer Junction Bracket
17	G10753	2	Hex Head Cap Screw, 3/8"-16 x 4 1/2"
18	G11387	6	Flat Washer, 3/8" SAE
19	G11458	1	Adapter 1" Flange x 1 1/4" Hose Barb
20	G11498	3	Gasket, Flange Ribbed 1"
21	G11467	3	Flange Clamp SS 50 Series
22	G11091	4	Serrated Flange Nut, 3/8"-16
23	---	2	<a href="#">See "Center Ground Drive Assembly" on page P418</a>
24	GA18875	2	Piston Pump Mount
25	G10001	4	Hex Head Cap Screw, 3/8"-16 x 1"
26	G10014	4	Hex Head Cap Screw, 1/2"-13 x 1"
27	G10071	12	Serrated Flange Nut, 1/2"-13
28	GD15532	2	Bronze Bushing, 3/8" x 1/2"
29	GA11287	2	Double Idler Assembly
30	G10108	4	Lock Nut, 3/8"-16
31	G10306	2	Carriage Bolt, 3/8"-16 x 2"
32	G10552	2	Clevis Pin, 3/8" x 2"
33	G10860	4	Retaining Ring, 3/8"
34	GD5857	2	Spring
35	G3310-86	2	Chain, No. 40, 86 Pitch Including Connector Link
	GR0912	-	Connector Link, No. 40
36	G10017	8	Hex Head Cap Screw, 1/2"-13 x 1 1/2"
37	G10870	2	Clevis Pin, 3/8" x 1"
38	GA12330	2	<a href="#">See "Liquid Fertilizer Piston Pump (Uses 18 Tooth Sprocket)" on page P421</a>
39	G11561	2	90° Elbow, 1 1/2" Male NPT x 1 1/4" Hose Barb
40	G11237	2	Reducing Bushing, 1 1/2" Male NPT To 3/4" Female
41	G10917	4	Elbow, 90°, 3/4" NPT To Barb
42	GA18466	2	Flow Divider Mount
43	GD25914	2	U-Bolt, 7" x 3" x 5/8"-11
44	G10104	4	Hex Nut, 5/8"-11
45	G10230	4	Lock Washer, 5/8"
46	G11083	2	Coupler, 3/4" Female NPT
47	G11460	2	90° Elbow, 1" NPT x 1 1/4" Hose Barb
48	G10278	4	Hose Clamp, No. 16
49	G4200-01	1	Hose, 1 1/4" x 22'
50	G4205-18	1	Hose, 3/4" x 744"
51	GD26672	2	U-Bolt, 2" Diameter, 1/4"-20
52	G11385	6	Flat Washer, 1/4" SAE
*53	---	2	<a href="#">See "Liquid Fertilizer Piston Pump (Uses 18 Tooth Sprocket)" on page P421</a>
54	G11389	2	Flat Washer, 1/2" Plated SAE
55	G10004	2	Hex Head Cap Screw, 3/8"-16 x 1 1/4"

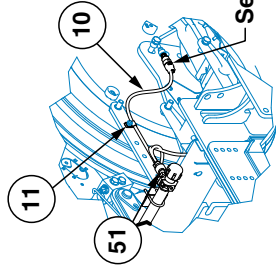
(A18568/A18568a)

Detail A  
(12 Row Bulk Fill and 16 Row)

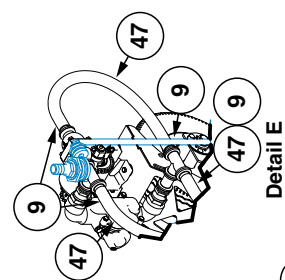
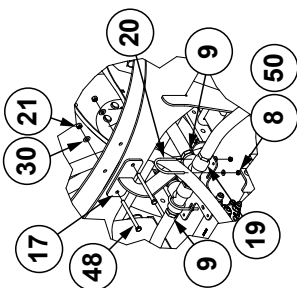


See Detail M

Detail C (In-Furrow Option)  
12 Places



Detail A  
(12 Row Without Bulk Fill)



Detail E

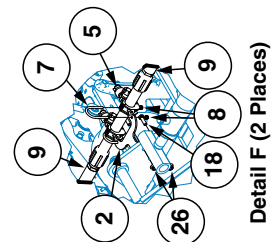
See Ground Drive Detail

See Detail H

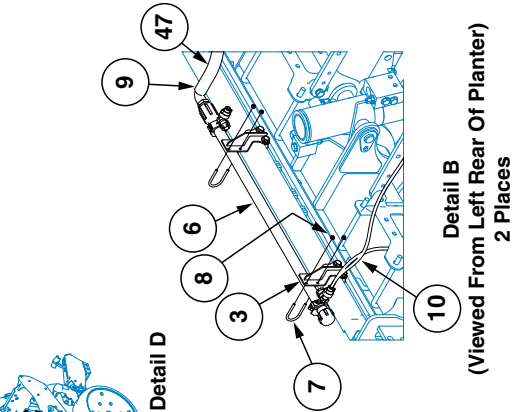
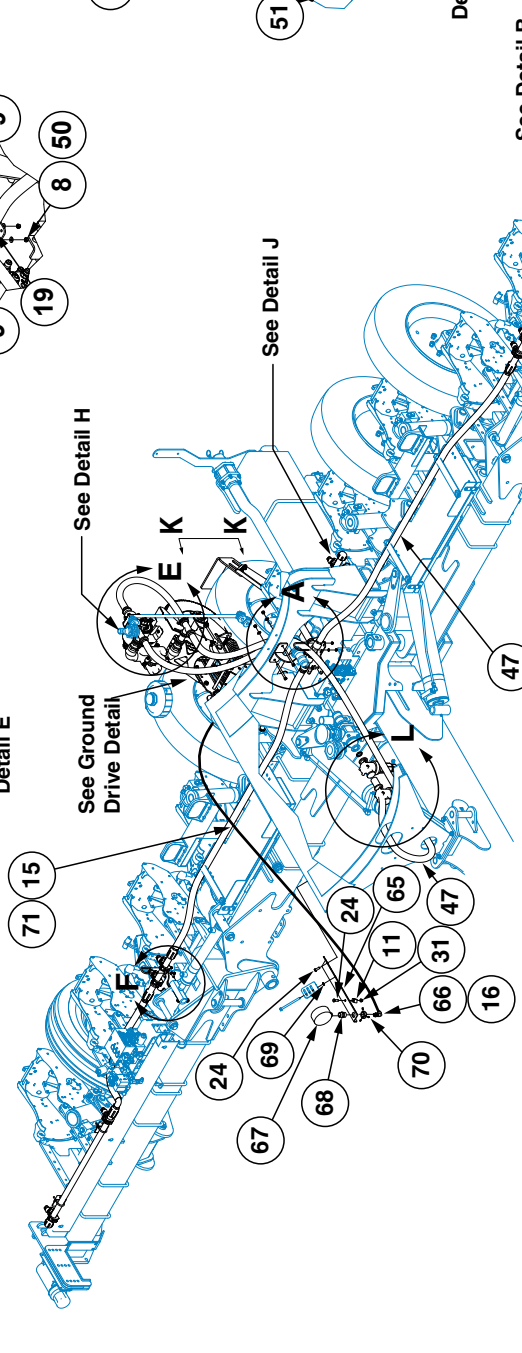
See Detail J

See Detail B

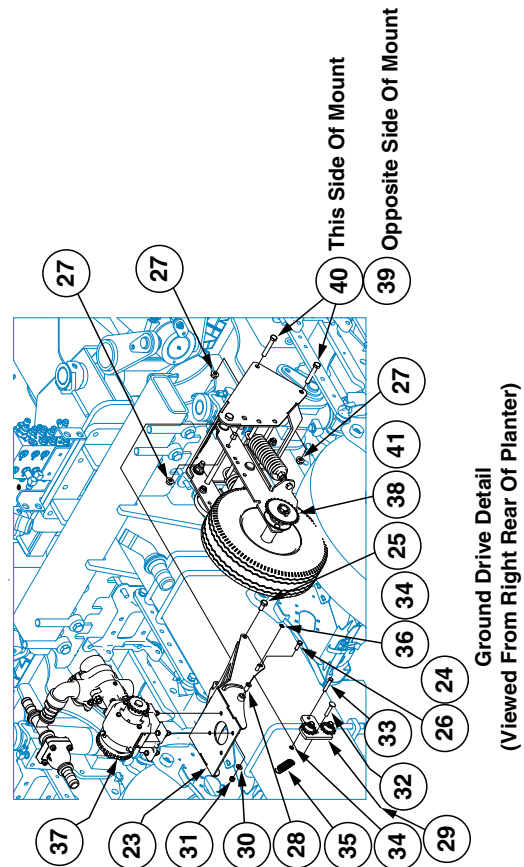
See Detail D



Detail F (2 Places)



Detail B  
(Viewed From Left Rear Of Planter)  
2 Places

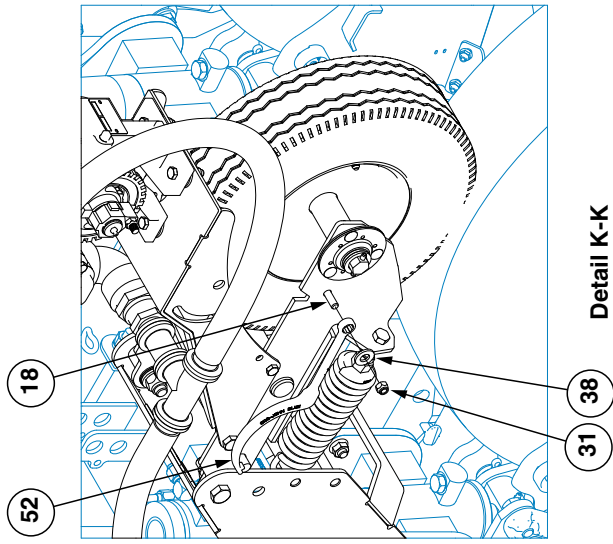


Ground Drive Detail  
(Viewed From Right Rear Of Planter)

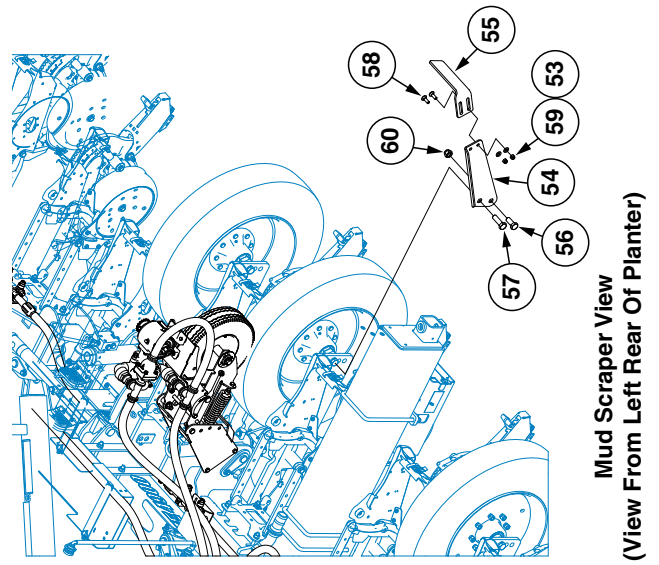
This Side Of Mount

Opposite Side Of Mount

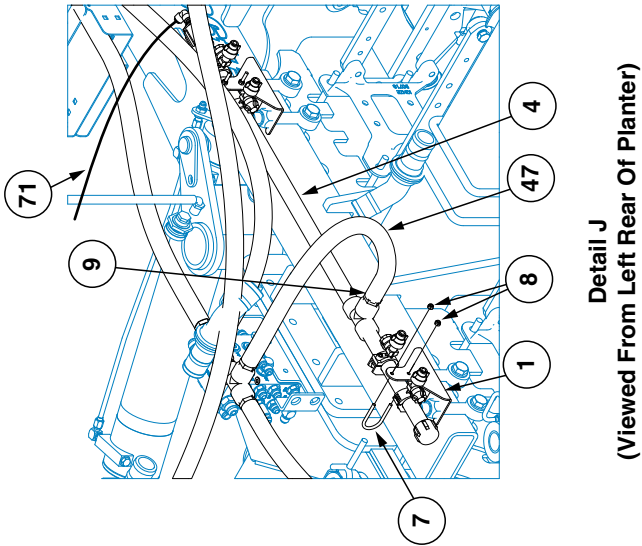
(Continued on the following pages.)



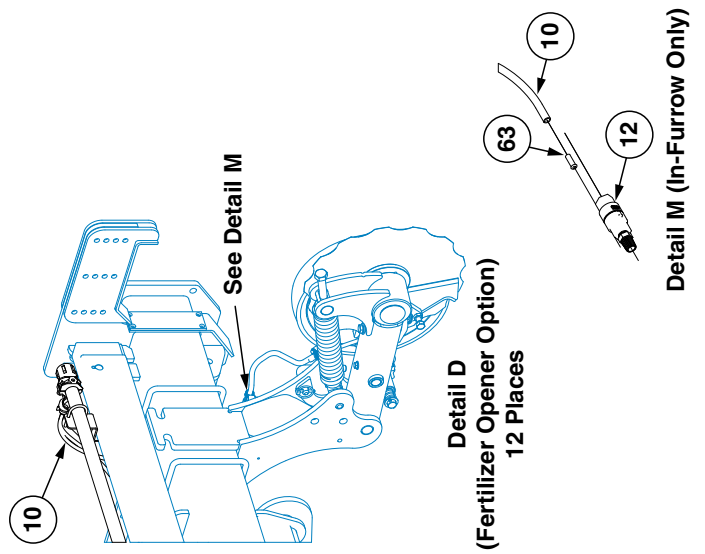
Detail K-K



Mud Scraper View  
(View From Left Rear Of Planter)

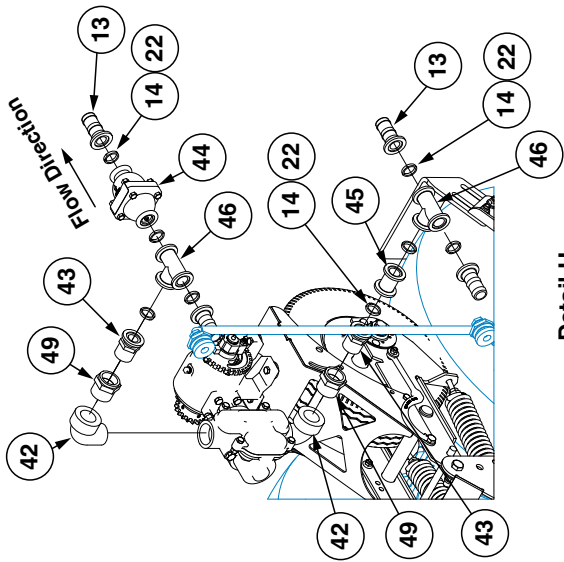


Detail J  
(Viewed From Left Rear Of Planter)

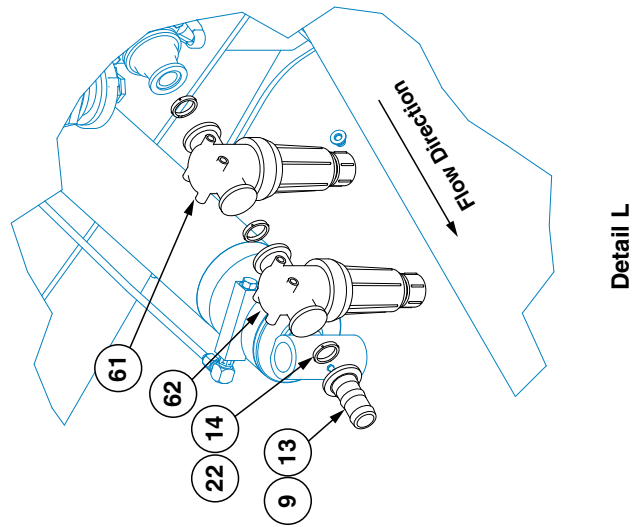


Detail D  
(Fertilizer Opener Option)  
12 Places

Detail M (In-Furrow Only)



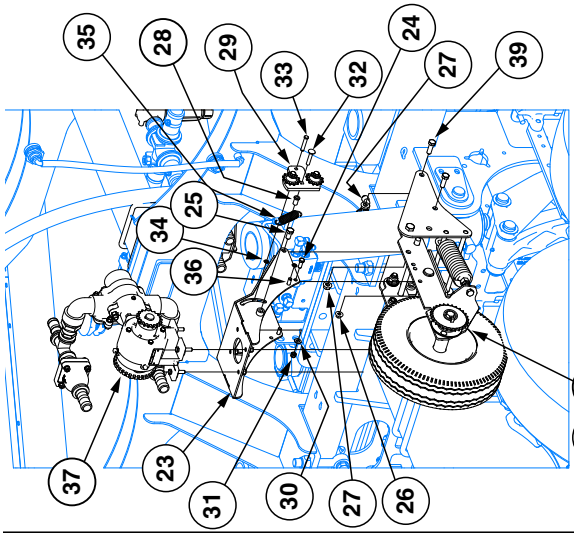
Detail H



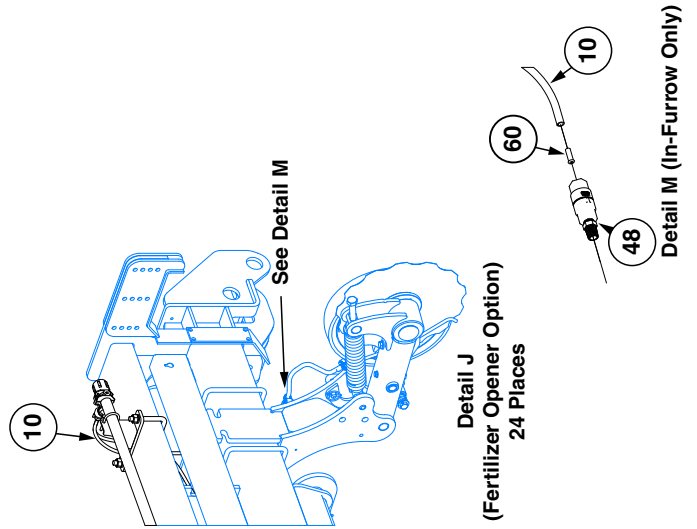
Detail L

ITEM	PART NO.	QTY.	DESCRIPTION	ITEM	PART NO.	QTY.	DESCRIPTION
1	GA18327	2	Fertilizer Tube Mount	38	GA18880	1	<a href="#">See "Center Ground Drive Assembly" on page P418</a>
2	GD26344	2	Fertilizer Tube Mount Bracket	39	G10039	2	Hex Head Cap Screw, 1/2"-13 x 1 1/4"
3	GA26449	4	Fertilizer Support	40	G10038	2	Hex Head Cap Screw, 1/2"-13 x 3"
4	GA18336	1	Fertilizer Manifold Assembly, 49", 12 Row W/Out Bulk Fill	41	G3310-86	1	Chain, No. 40, 86 Pitch Including Connector Link
	GA18335	1	Fertilizer Manifold Assembly, 41", 12 Row Bulk Fill		GR0912	-	Connector Link, No. 40
	GA18328	1	Fertilizer Manifold Assembly, 42", 16 Row W/Out Bulk Fill	42	G11353	2	Elbow, 1 1/2" NPT, 90°
	GA18329	1	Fertilizer Manifold Assembly, 49", 16 Row Bulk Fill	43	G11569	2	Adapter, 1" Flange x 1 1/4" Male NPT
5	*GA18337	2	Fertilizer Manifold Assembly, 21 1/2", 12 Row	44	GA16837	1	Pressure Relief Valve, 100 PSI
	*GA18330	2	Fertilizer Manifold Assembly, 20 3/8", 16 Row	45	G11575	1	1" Flanged Straight Coupling
6	GA18338	2	Fertilizer Manifold Assembly, 42", 12 Row	46	G11583	2	1" Flanged Manifold Tee
	GA18331	2	Fertilizer Manifold Assembly, 73 1/2", 16 Row	47	G4200-05	1	Hose, 1 1/4" x 50', 12 Row
7	GD26274	10	U-Bolt, 1 1/2" x 1/4"-20	48	G4200-15	1	Hose, 1 1/4" x 65', 16 Row
8	G10110	24	Lock Nut, 1/4"-20, Grade B	49	G10753	2	Hex Head Cap Screw, 3/8"-16 x 4 1/2"
9	G10674	16	Hose Clamp, No. 24		G10615	2	Reducing Bushing, 1 1/2" Male NPT To 1 1/4" Female
10	**D30421-75	1	Clear Blue Tube, 3/8" O.D. x 75'	50	G11385	4	Flat Washer, 1/4" SAE
11	GD6291	13	Insulated Clamp, 3/8"	51	---	12	<a href="#">See "Fertilizer Manifold Parts" on page P419</a>
12	GA20584	12	Check Valve Assembly (In-Furrow Only)	52	---	1	<a href="#">See "Liquid Fertilizer Piston Pump (Uses 18 Tooth Sprocket)" on page P421</a>
13	G11458	5	Adapter 1" Flange x 1 1/4" Hose Barb	53	G11389	3	Flat Washer, 1/2" Plated SAE
14	G11498	11	Gasket, Flange Ribbed 1"	54	GD27200	1	Mud Scraper Arm Mount, 12 Row
15	GA18590	1	Fertilizer Tee Mount, 12 Row W/Out Bulk, 16 Row, and 24 Row	55	GD27197	1	Mud Scraper Arm Mount, 16 Row
	GA21154	1	Fertilizer Mount, 12 Row W/Bulk Fill		GD27201	1	Mud Scraper Bar
16	GD11721	1	U-Bolt, 5" x 7" x 1/2"-13	56	G11662	1	Hex Head Cap Screw, 7/8"-9 x 2", Grade 8
17	GA18803	1	Fertilizer Tee Mount	57	G11661	1	Hex Head Cap Screw, 7/8"-9 x 2 3/4", Grade 8
18	G10004	5	Hex Head Cap Screw, 3/8"-16 x 1 1/4"	58	G10636	2	Carriage Bolt, 1/2"-13 x 1 1/2"
19	*GA18589	1	Center Fertilizer Manifold Assembly	59	G10111	2	Lock Nut, 1/2"-13
20	GD26672	2	U-Bolt, 2" Diameter, 1/4"-20	60	G10418	1	Lock Nut, 7/8"-9
21	G10101	2	Hex Nut, 3/8"-16	61	GA18181	1	1" Manifold T Strainer W/30 Mesh Screen
22	G11467	11	Flange Clamp SS 50 Series	62	GA18182	1	1" Manifold T Strainer W/80 Mesh Screen
23	GA18875	1	Piston Pump Mount	63	GD29709	24	Tube Support
24	G10001	4	Hex Head Cap Screw, 3/8"-16 x 1"	64	G10228	-	Lock Washer, 1/2"
25	G10014	2	Hex Head Cap Screw, 1/2"-13 x 1"	65	GA21611	1	Pressure Gauge Bracket, 200 Gal. Tank
26	G11091	6	Serrated Flange Nut, 3/8"-16		GA21612	-	Pressure Gauge Bracket, 300 Gal. Tank
27	G10071	6	Serrated Flange Nut, 1/2"-13		GA22898	1	Pressure Gauge Bracket, 500 Gal. Tank
28	GD15532	1	Bronze Bushing, 3/8 x 1/2"	66	GA21614	1	90° Push-To-Connect Elbow
29	GA11287	1	Double Idler Assembly	67	GA21456	1	Pressure Gauge
30	G11387	3	Flat Washer, 3/8" SAE	68	G5000-08-04	1	Coupling, 1/2"-14 FNPT x 1/4"-18 FNPT
31	G10306	4	Lock Nut, 3/8"-16	69	G10497	1	Hex Jam Nut, 3/8"-16, Grade 2
32	G10306	1	Carriage Bolt, 3/8"-16 x 2"	70	G11242	3	Hex Socket Set Screw, 1/4"-20 x 3/8"
33	G10552	1	Clevis Pin, 3/8" x 2"	71	**D30421-12	1	Clear Blue Tube, 3/8" O.D. x 125'
34	G10860	2	Retaining Ring, 3/8"	72	G10102	-	Hex Nut, 1/2"-13
35	GD5857	1	Spring				<a href="#">*See "Fertilizer Manifold Parts" on page P419</a> for individual parts.
36	G10870	1	Clevis Pin, 3/8" x 1"				<a href="#">**Not stocked by Kinze repair parts, but is available in bulk. Order part number: GD30421-250, Clear blue urethane tubing, 3/8" O.D. x 250'.</a>
37	GA12330	1	<a href="#">See "Liquid Fertilizer Piston Pump (Uses 18 Tooth Sprocket)" on page P421</a>				



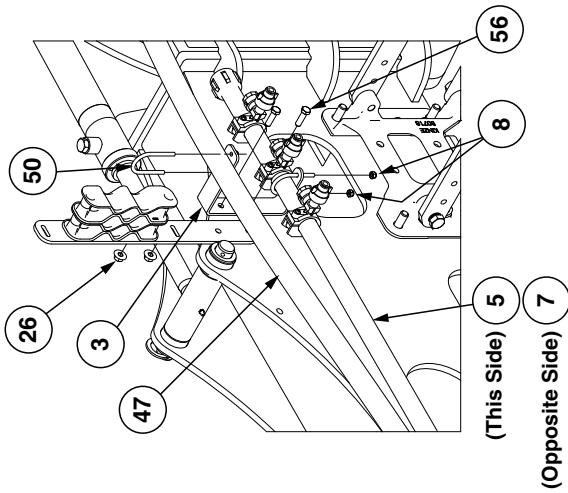


Ground Drive Detail  
(Viewed From Right Rear Of Planter)

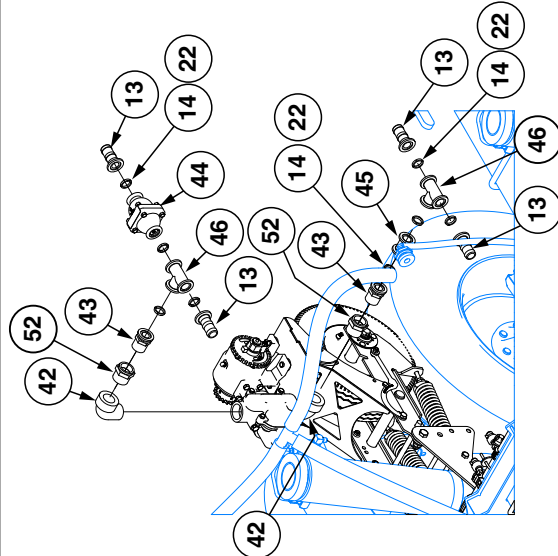


Detail J  
(Fertilizer Opener Option)  
24 Places

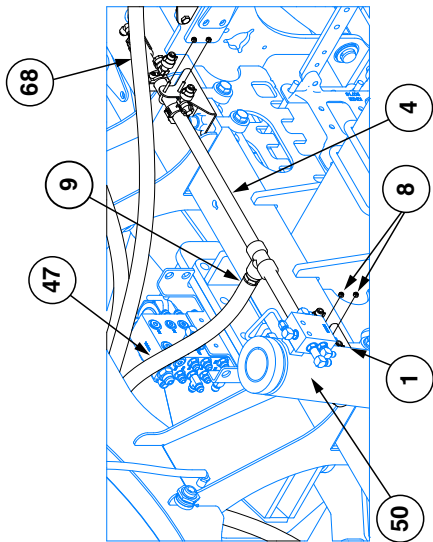
Detail M (In-Furrow Only)



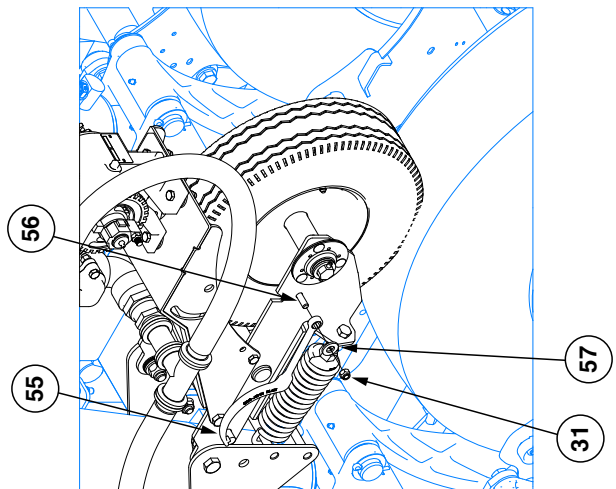
Detail E  
(Viewed From Left Rear Of Planter)  
2 Places



Detail K-K



Detail B  
(Viewed From Left Rear Of Planter)



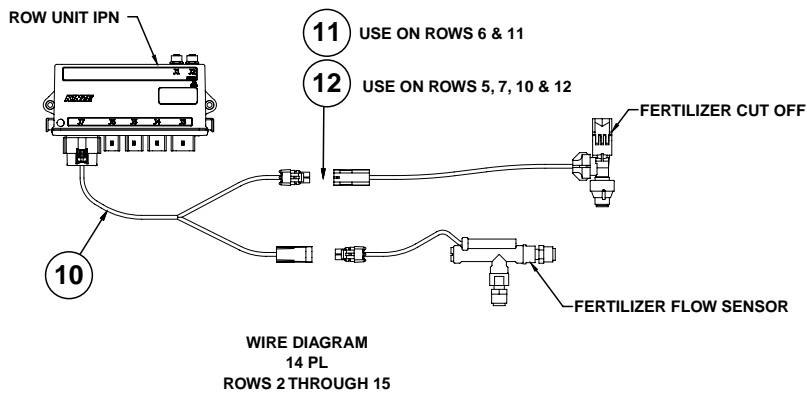
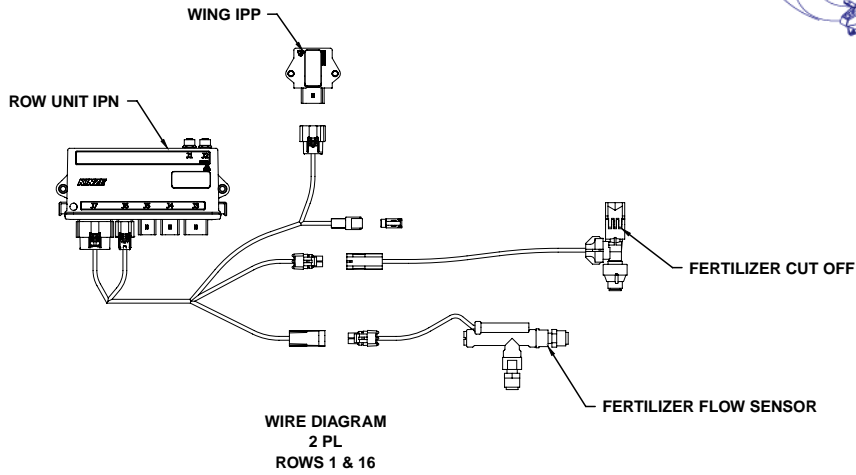
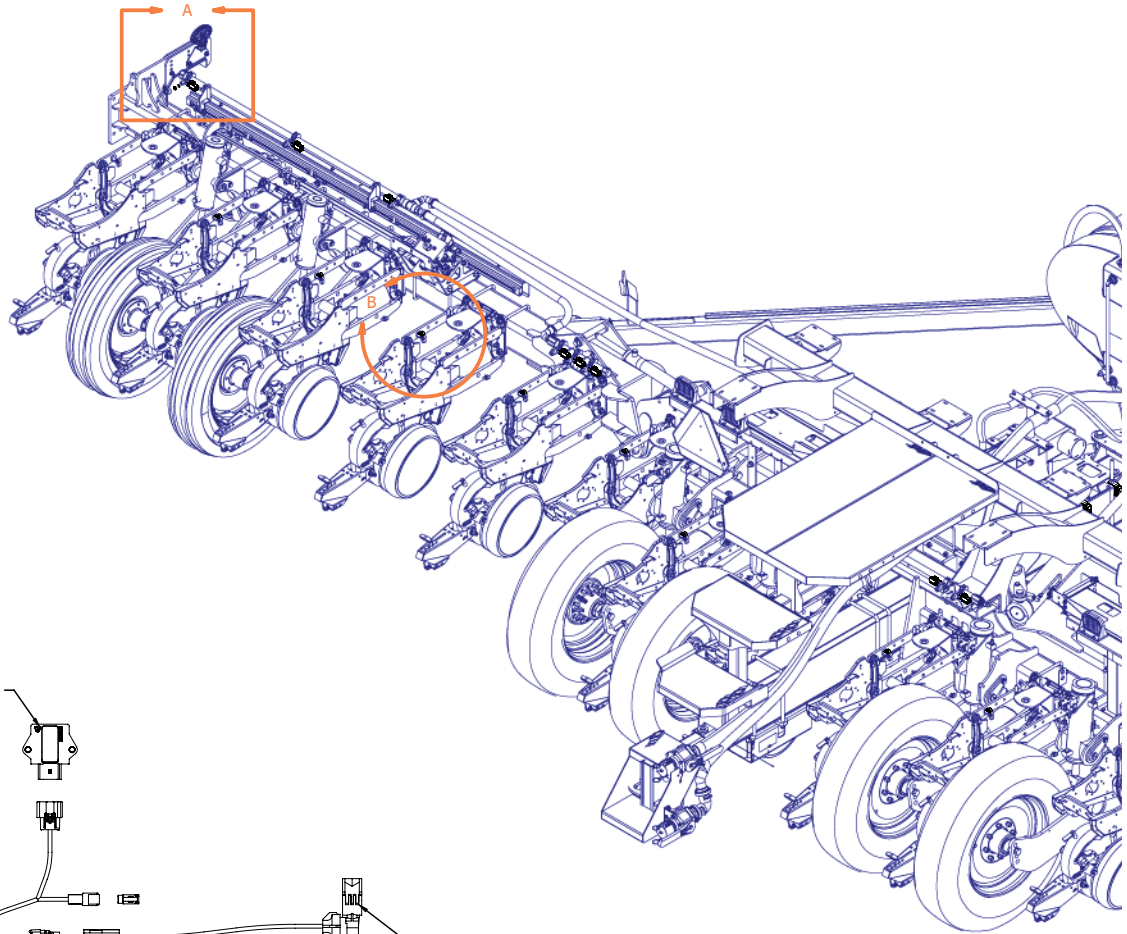
View L-L

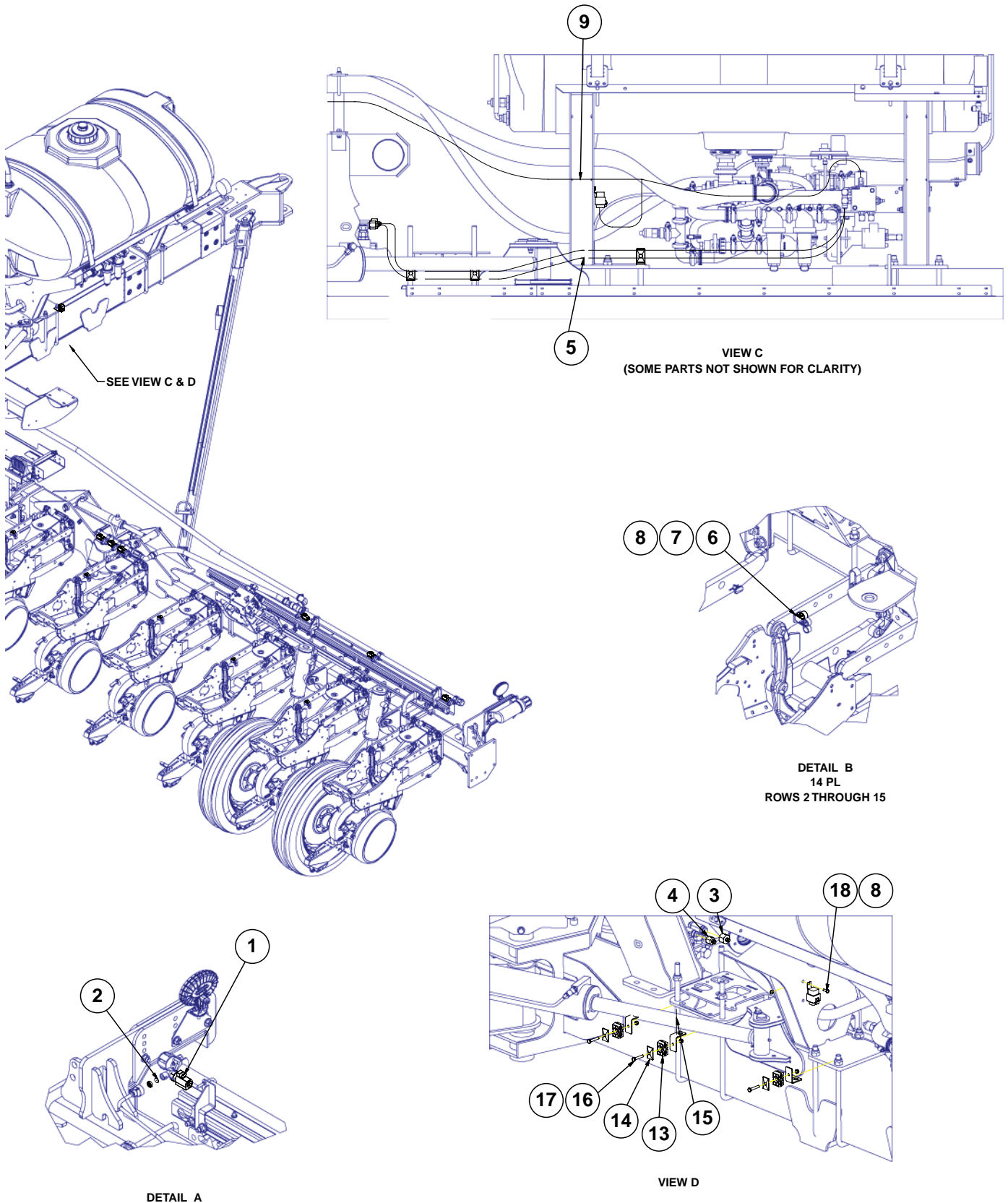
ITEM	PART NO.	QTY.	DESCRIPTION	ITEM	PART NO.	QTY.	DESCRIPTION
1	GA18327	2	Fertilizer Tube Mount	37	GA12330	1	See "Liquid Fertilizer Piston Pump (Uses 18 Tooth Sprocket)" on page P421
2	GD26540	2	Fertilizer Tube Mount Bracket	38	---	1	See "Center Ground Drive Assembly" on page P418
3	GD26542	2	Fertilizer Tube Mount Bracket	39	G10017	4	Hex Head Cap Screw, 1/2"-13 x 1 1/2"
4	*GA18332	1	Fertilizer Manifold Assembly, 49"	40	**D30421-12	1	Clear Blue Tube, 3/8" O.D. x 125'
5	*GA18333	1	Fertilizer Manifold Assembly, 81 3/4"	41	G3310-86	1	Chain, No. 40, 86 Pitch Including Connector Link
6	*GA18334	2	Fertilizer Manifold Assembly, 125 1/4"		GR0912	-	Connector Link, No. 40
7	*GA18456	1	Fertilizer Manifold Assembly, 81 3/4"	42	G11353	2	Elbow, 1 1/2" NPT, 90°
8	G10110	36	Lock Nut, 1/4"-20, Grade B	43	G11569	2	Adapter, 1" Flange x 1 1/4" Male NPT
9	G10674	16	Hose Clamp, No. 24	44	GA16837	1	Pressure Relief Valve, 100 PSI
10	**D30421-125	1	Clear Blue Tube, 3/8" O.D. x 125'	45	G11575	1	1" Flanged Straight Coupling
11	GD6291	25	Insulated Clamp, 3/8"	46	G11583	2	1" Flanged Manifold Tee
12	GA18344	6	Fertilizer Tube Mount	47	G4200-15	1	Hose, 1 1/4" x 65'
13	G11458	5	Adapter 1" Flange x 1 1/4" Hose Barb	48	GA20584	24	Check Valve Assembly (In-Furrow Only)
14	G11498	11	Gasket, Flange Ribbed 1"	49	G10497	1	Hex Jam Nut, 3/8"-16, Grade 2
15	GA18574	1	Fertilizer Tee Mount, Non Bulk Fill	50	GD26274	16	U-Bolt, 1 1/2" x 1 1/4"-20
16	GA18590	1	Fertilizer Tee Mount, Bulk Fill	51	G11242	3	Hex Socket Set Screw, 1/4"-20 x 3/8"
17	GD11489	2	U-Bolt, 3" x 6" x 5/8"-11, Non Bulk Fill	52	G10615	2	Reducing Bushing, 1 1/2" Male NPT To 1 1/4" Female
18	GD11721	2	U-Bolt, 5" x 7" x 1/2"-13, Bulk Fill	53	G11385	4	Flat Washer, 1/4" SAE
19	G10104	20	Hex Nut, 5/8"-11, Non Bulk Fill	54	---	24	See "Fertilizer Manifold Parts" on page P419
20	G10102	4	Hex Nut, 1/2"-13, Bulk Fill	55	---	-	See "Liquid Fertilizer Piston Pump (Uses 18 Tooth Sprocket)" on page P421
21	G10230	20	Lock Washer, 5/8", Non Bulk Fill	56	G10004	5	Hex Head Cap Screw, 3/8"-16 x 1 1/4"
22	G10228	4	Lock Washer, 1/2", Bulk Fill	57	G11389	1	Flat Washer, 1/2" Plated SAE
23	*GA18589	1	Center Fertilizer Manifold Assembly	58	GA18181	1	1" Manifold T Strainer W/30 Mesh Screen
24	GD26672	2	U-Bolt, 2" Diameter, 1/4"-20	59	GA18182	1	1" Manifold T Strainer W/80 Mesh Screen
25	GD25914	8	U-Bolt, 7" x 3" x 5/8"-11	60	GD29709	48	Support Tube
26	G11467	11	Flange Clamp SS 50 Series	61	GA21612	1	Pressure Gauge Bracket, 300 Gal. Tank
27	GA18875	1	Piston Pump Mount	62	GA21612	-	Pressure Gauge Bracket, 500 Gal. Tank
28	G10001	4	Hex Head Cap Screw, 3/8"-16 x 1"	63	G5000-08-04	1	Coupling, 1/2"-14 FNPT x 1/4"-18 FNPT
29	G10014	2	Hex Head Cap Screw, 1/2"-13 x 1"	64	GA21456	1	Pressure Gauge
30	G11091	6	Serrated Flange Nut, 3/8"-16	65	GA21614	1	90° Push-To-Connect Elbow
31	G10071	6	Serrated Flange Nut, 1/2"-13		GD35973	-	Fertilizer Hose Bracket
32	GD15532	1	Bronze Bushing, 3/8" x 1/2"	*See "Fertilizer Manifold Parts" on page P419 for individual parts.			
33	GA11287	1	Double Idler Assembly	**Not stocked by Kinze repair parts, but is available in bulk. Order part number: GD30421-250, Clear blue urethane tubing, 3/8" O.D. x 250'.			
34	G11387	1	Flat Washer, 3/8" SAE				
35	G10108	4	Lock Nut, 3/8"-16				
36	G10306	1	Carriage Bolt, 3/8"-16 x 2"				
	G10552	1	Clevis Pin, 3/8" x 2"				
	G10860	2	Retaining Ring, 3/8"				
	GD5857	1	Spring				
	G10870	1	Clevis Pin, 3/8" x 1"				



**This page left blank intentionally.**

(10141301)





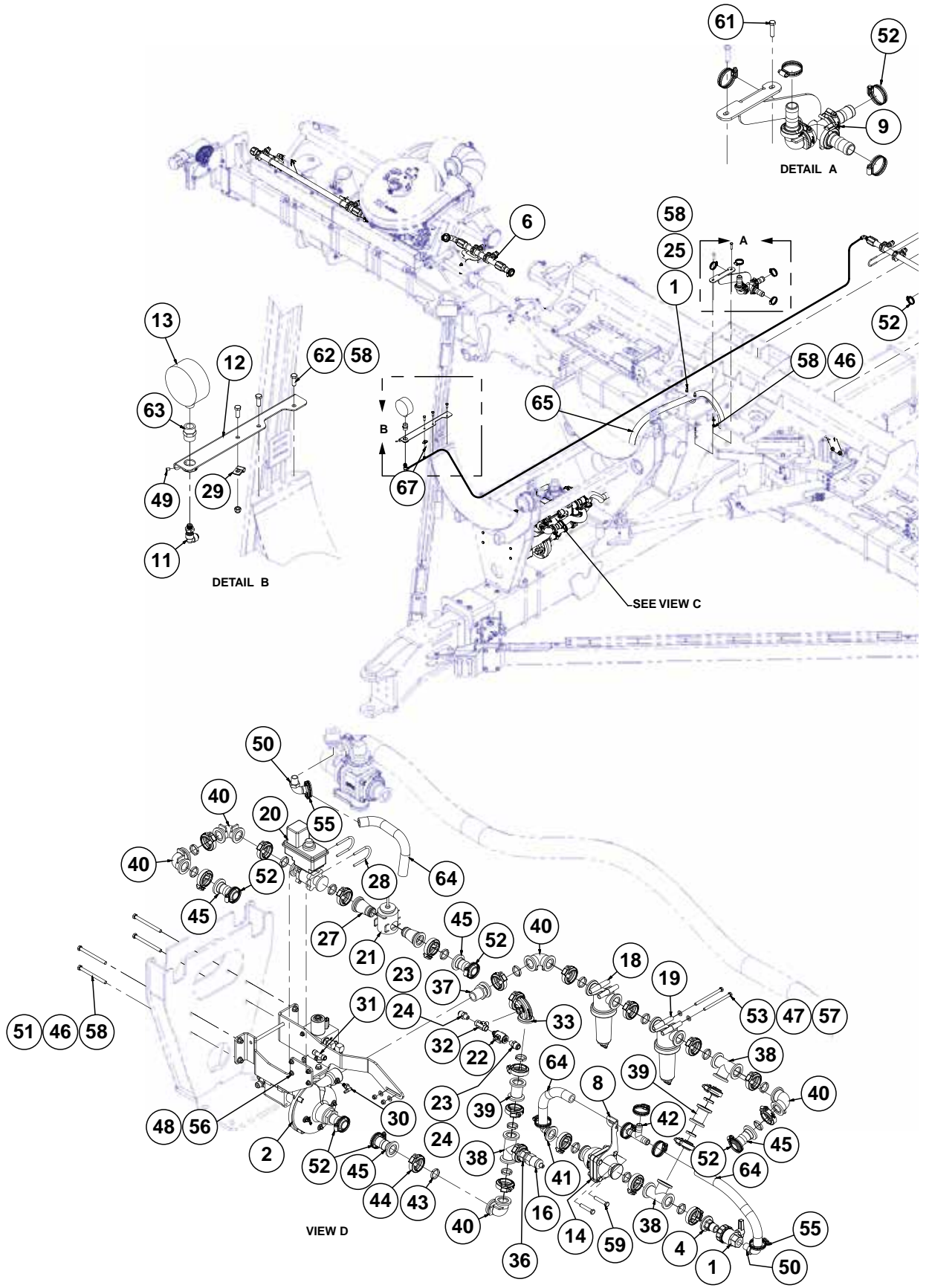
(Continued on the following page.)

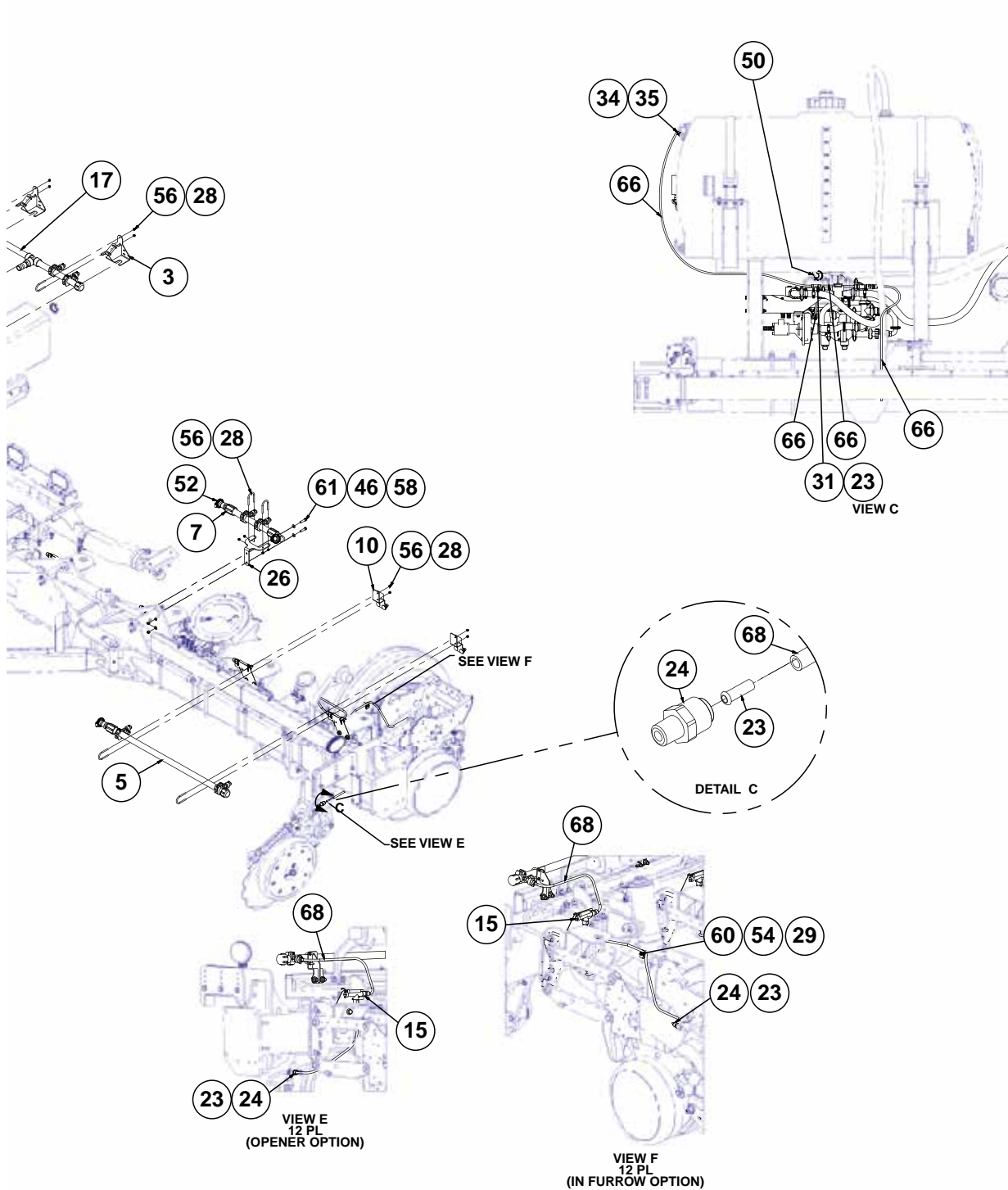
ITEM	PART NO.	QTY.	DESCRIPTION
1	GA20733	16	<a href="#">See "Fertilizer Shut Off" on page P432</a>
2	GA20412	1	Orifice Package, .037 (Package of 12), 12 Row
	GA20413	1	Orifice Package, .037 (Package of 16), 16 Row (Shown)
	GA19162	1	Orifice Package, .037 (Package of 24), 24 Row
3	G2406-12-06	1	Reducer Tube, 1 $\frac{1}{16}$ "-12 JIC x $\frac{9}{16}$ "-18
4	G2406-10-06	1	Reducer Tube, $\frac{7}{8}$ "-14 JIC x $\frac{3}{4}$ "-16
5	*A25697-98	2	Hose Assembly, $\frac{3}{8}$ " x 98" (06F90 - 08F)
6	GD35913	14	Insulated Clamp, $\frac{3}{4}$ "
7	G10064	14	Hex Head Cap Screw, $\frac{1}{4}$ "-20 x 1"
8	G10621	15	Serrated Flange Nut, $\frac{1}{4}$ "-20
9	G10142701	1	Fertilizer Pump Harness
10	GA26332	14	Fertilizer Flow Harness
11	GA26006	2	2 Wire Extension Harness, 22"
12	GA26007	4	2 Wire Extension Harness, 54"
13	GD36426	3	Hydraulic Clamp Set
14	GD36494	3	Hose Clamp Plate
15	G10157001	3	Hose Support Bracket
16	G10031	3	Hex Head Cap Screw, $\frac{5}{16}$ "-18 x 1 $\frac{3}{4}$ "
17	G10109	3	Lock Nut, $\frac{5}{16}$ "-18, Grade 8
18	G10023	1	Hex Head Cap Screw, $\frac{1}{4}$ "-20 x $\frac{3}{4}$ "

\* Hydraulic hose is not stocked by Kinze Repair Parts.

**This page left blank intentionally.**

(10138401)





(Continued on the following pages.)

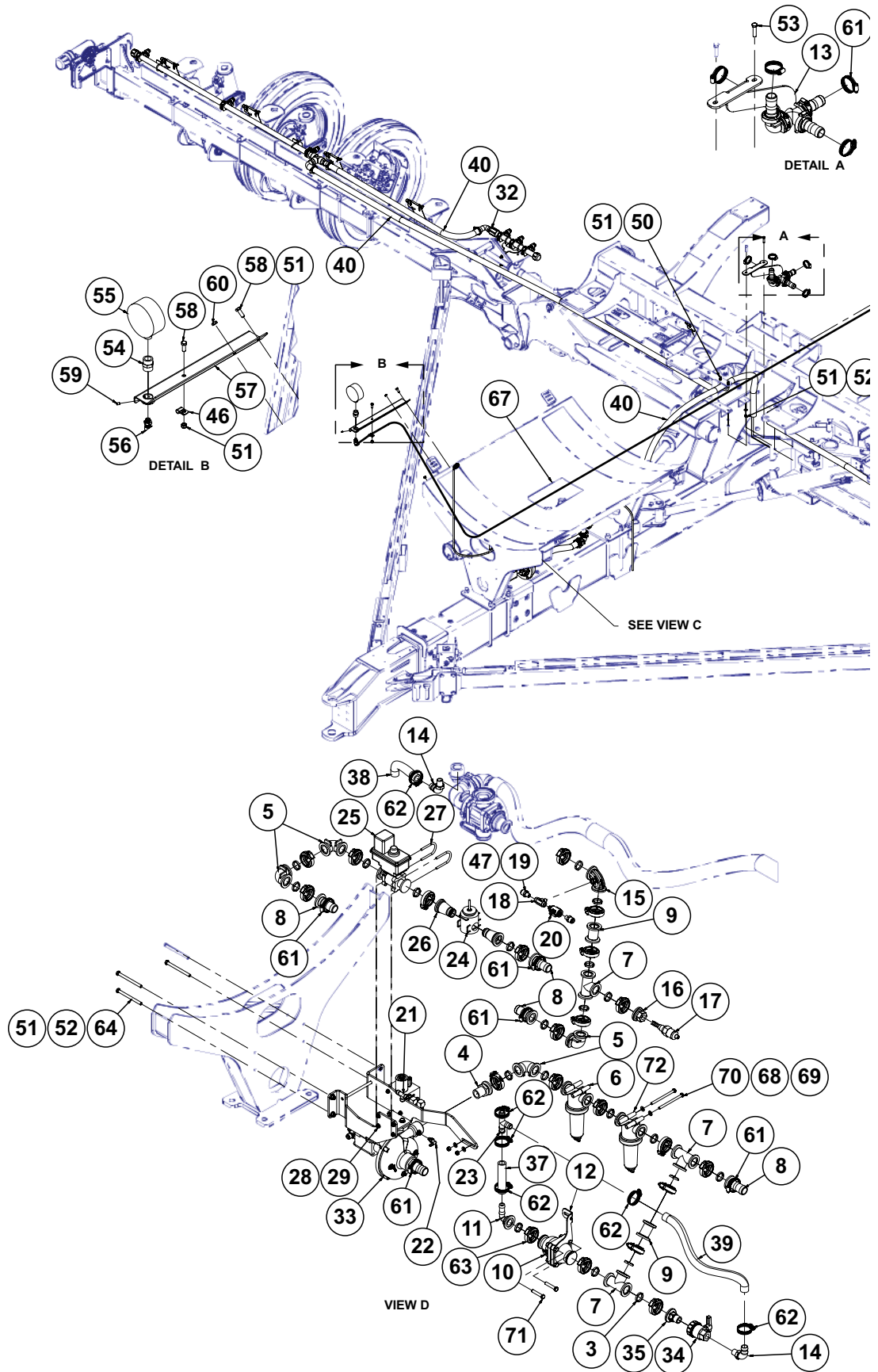
ITEM	PART NO.	QTY.	DESCRIPTION
1	G10135701	1	Union Valve, ¾"
2	---	1	<a href="#">See "Hydraulic Fertilizer Pump" on page P282</a>
3	G10076301	2	Fertilizer Tube Mount
4	G10134801	1	1" Manifold Flange x ¾" Hose Barb
5	*G10134301	2	Fertilizer Manifold Assembly
6	*G10134201	1	Fertilizer Manifold Assembly
7	*G10134101	1	Fertilizer Manifold Assembly
8	G10101901	1	Relief Mount Bracket
9	---	1	<a href="#">See "Fertilizer Junction Assembly" on page P417</a>
10	GA18164	4	Fertilizer Support
	G10574	2	Carriage Bolt, ½"-13 x 1¼"
	G11389	2	Flat Washer, ½" Plated SAE
	G10111	2	Lock Nut, ½"-13
11	GA21614	1	90° Push-To-Connect Elbow
12	GA21611	1	Pressure Gauge Bracket
13	GA21456	1	Pressure Gauge
14	GA20723	1	Pressure Relief Valve, 75 PSI
15	GA18860	12	<a href="#">See "Fertilizer Flow Switch Package" on page P432</a>
16	GA18720	1	Liquid Level Sensor
17	*GA18335	1	Fertilizer Manifold Assembly, 41"
18	GA18181	1	1" Manifold T Strainer W/30 Mesh Screen
19	GA18182	1	1" Manifold T Strainer W/80 Mesh Screen
20	GA14814	1	Fertilizer Control Valve
21	GA14813	1	Flow Meter
22	GD29813	1	Micro Valve, ¼" FNPT x ¼" MNPT
23	GD29709	53	Support Tube
24	GD29625	14	Connector, ¼" NPT x ⅜"
25	GD26535	1	U-Bolt, 2½" x ⅜"-16
26	GD26344	2	Fertilizer Tube Mount Bracket
27	GD26304	2	Flow Meter Flanged Adapter
28	GD26274	12	U-Bolt, 1½" x ¼"-20
29	GD6291	13	Insulated Clamp, ⅜"
30	G11703	1	90° Elbow, ⅛" MNPT to ¼" Barb
31	G11702	1	Push On Tee, ⅜"
32	G11701	1	Tee, ¼" NPT x ¼" FNPT SS
33	G11698	1	90° Elbow with ¼" Gauge Port Flange Sweep
34	G11682	1	Reducing Bushing, ½" Male NPT to ¼" Female NPT
35	G11681	1	¼" NPT x ¼" Hose Barb Fitting
36	G11679	1	Adapter, 1" Flanged x ½" Male NPT
37	G11677	1	Adapter, 1" Flange x 1" Male NPT
38	G11583	3	1" Flanged Manifold Tee
39	G11575	2	1" Flanged Straight Coupling
40	G11574	5	1" Manifold Coupling, 90°
41	G11506	1	90° Elbow, 1" Flange - ¾" Barb
42	G11503	1	Tee, ¾" Hose Barb
43	G11498	22	Gasket, Flange Ribbed 1"
44	G11467	22	Flange Clamp SS 50 Series
45	G11458	4	Adapter 1" Flange x 1¼" Hose Barb
46	G11387	13	Flat Washer, ⅜" SAE
47	G11386	4	Flat Washer, ⅝" SAE
48	G11385	4	Flat Washer, ¼" SAE
49	G11242	3	Hex Socket Set Screw, ¼"-20 x ⅜"

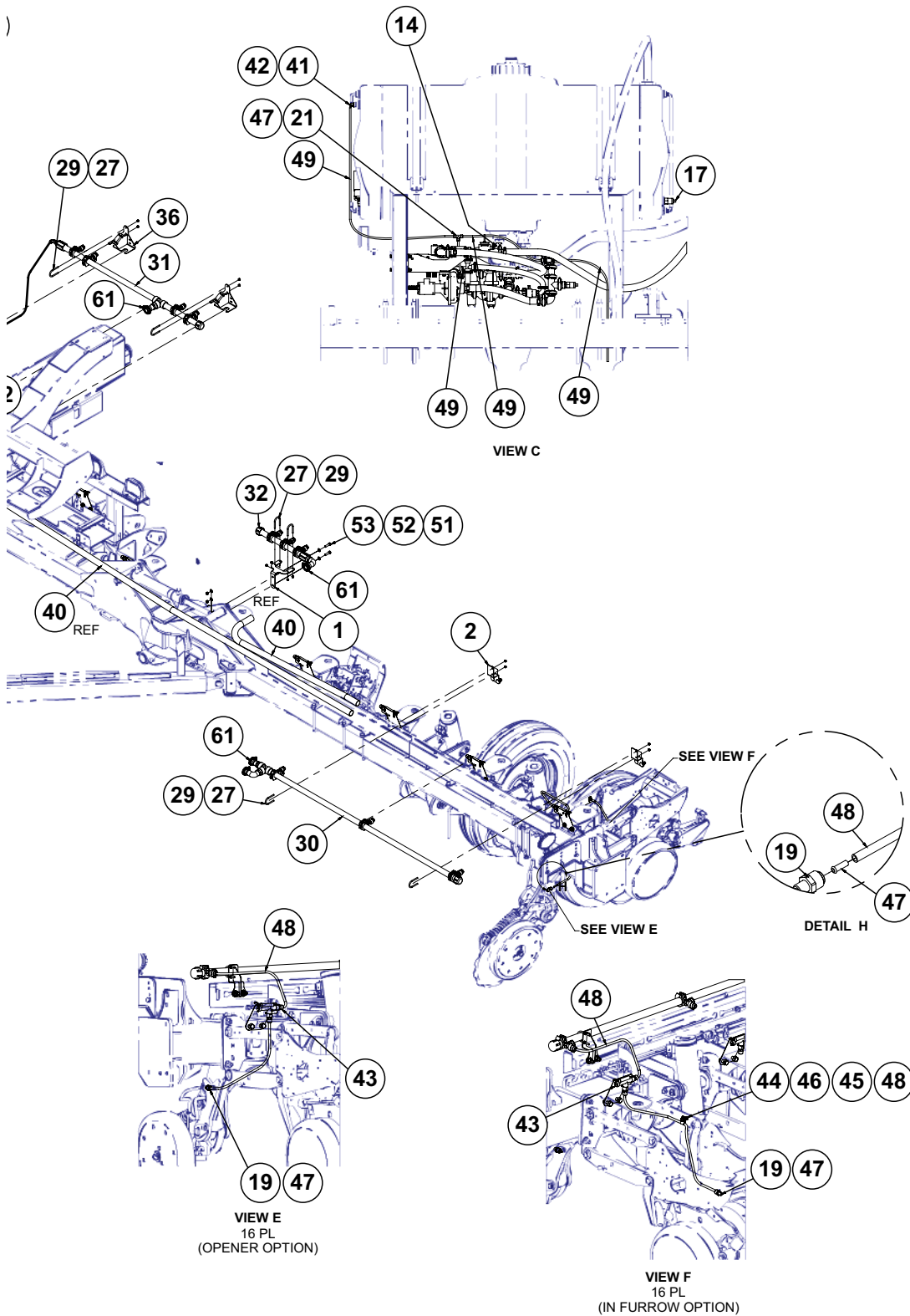


ITEM	PART NO.	QTY.	DESCRIPTION
50	G10917	2	Elbow, 90°, ¾" NPT To Barb
51	G10753	4	Hex Head Cap Screw, ⅜"-16 x 4½"
52	G10674	16	Hose Clamp, No. 24
53	G10661	2	Hex Head Cap Screw, ⅝" x 4 ½"
54	G10622	12	Serrated Flange Nut, ⅝"-16
55	G10278	6	Hose Clamp, No. 16
56	G10110	24	Lock Nut, ¼"-20, Grade B
57	G10109	2	Lock Nut, ⅝"-18
58	G10108	14	Lock Nut, ⅜"-16
59	G10048	2	Hex Head Cap Screw, ⅜"-16 x 2"
60	G10004	12	Hex Head Cap Screw, ⅜"-16 x 1¼"
61	G10003	5	Hex Head Cap Screw, ⅜"-16 x 1 ½"
62	G10001	3	Hex Head Cap Screw, ⅜"-16 x 1"
63	G5000-08-04	1	Coupling, ½"-14 FNPT x ¼"-18 FNPT
64	G4205-04	3	Hose, ¾" x 36"
65	G4200-03	1	Hose, 1¼" x 32'
66	**D30421-7	1	Clear Blue Tube, ⅜" O.D. x 7'
67	**D30421-18	1	Clear Blue Tube, ⅜" O.D. x 18'
68	**D30421-75	1	Clear Blue Tube, ⅜" O.D. x 75'

\*See ["Fertilizer Manifold Parts" on page P419](#) for individual parts.

\*\*Not stocked by Kinze repair parts, but is available in bulk. Order part number: GD30421-250, Clear blue urethane tubing, ⅜" O.D. x 250'.





(Continued on the following pages.)

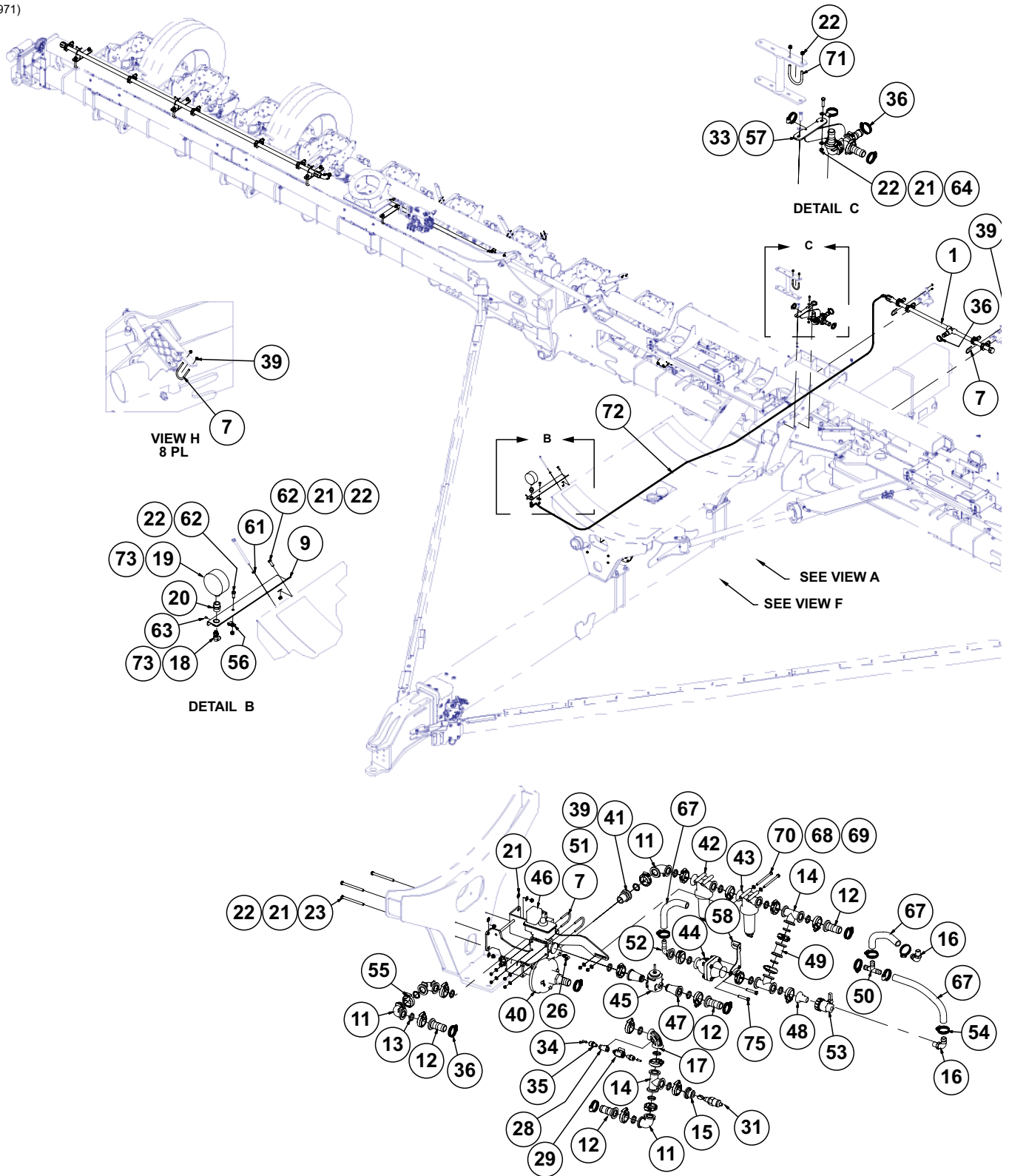
ITEM	PART NO.	QTY.	DESCRIPTION
1	GD26344	2	Fertilizer Tube Mount Bracket
2	GA18164	4	Fertilizer Support
	G10574	2	Carriage Bolt, ½"-13 x 1¼"
	G11389	2	Flat Washer, ½" Plated SAE
	G10111	2	Lock Nut, ½"-13
3	G11498	21	Gasket, Flange Ribbed 1"
4	G11677	1	Adapter, 1" Flange x 1" Male NPT
5	G11574	4	1" Manifold Coupling, 90°
6	GA18181	1	1" Manifold T Strainer W/30 Mesh Screen
7	G11583	3	1" Flanged Manifold Tee
8	G11458	4	Adapter 1" Flange x 1¼" Hose Barb
9	G11575	2	1" Flanged Straight Coupling
10	GA20723	1	Pressure Relief Valve, 75 PSI
11	G11506	1	90° Elbow, 1" Flange - ¾" Barb
12	G10101901	1	Relief Mount Bracket
13	---	1	<a href="#">See "Fertilizer Junction Assembly" on page P417</a>
14	G10917	2	Elbow, 90°, ¾" NPT To Barb
15	G11698	1	90° Elbow with ¼" Gauge Port Flange Sweep
16	G11679	1	Adapter, 1" Flanged x ½" Male NPT
17	GA18720	2	Liquid Level Sensor
18	G11701	1	Tee, ¼" NPT x ¼" FNPT SS
19	GD29625	18	Connector, ¼" NPT x ⅜"
20	GD29813	1	Micro Valve, ¼" FNPT x ¼" MNPT
21	G11702	1	Push On Tee, ⅜"
22	G11703	1	90° Elbow, ⅜" MNPT to ¼" Barb
23	G11503	1	Tee, ¾" Hose Barb
24	GA14813	1	Flow Meter
25	GA14814	1	Fertilizer Control Valve
26	GD26304	2	Flow Meter Flanged Adapter
27	GD26274	12	U-Bolt, 1½" x ¼"-20
28	G11385	4	Flat Washer, ¼" SAE
29	G10110	24	Lock Nut, ¼"-20, Grade B
30	*GA18331	2	Fertilizer Manifold Assembly, 72¾"
31	*GA18329	1	Fertilizer Manifold Assembly, 49"
32	*G10136401	2	Fertilizer Manifold Assembly, L.H. Inner Wing
33	---	1	<a href="#">See "Hydraulic Fertilizer Pump" on page P282</a>
34	G10135701	1	Union Valve, 3/4"
35	G10134801	1	1" Manifold Flange x 3/4" Hose Barb
36	G10076301	2	Fertilizer Tube Mount
37	G4205-17	1	Hose, ¾" x 5"
38	G4205-01	1	Hose, ¾" x 12½"
39	G4205-19	1	Hose, ¾" x 29"
40	G4200-03	1	Hose, 1¼" x 32'
41	G11681	1	¼" NPT x ¼" Hose Barb Fitting
42	G11682	1	Reducing Bushing, ½" Male NPT to ¼" Female NPT
43	GA18860	16	<a href="#">See "Fertilizer Flow Switch Package" on page P432</a>
44	G10004	16	Hex Head Cap Screw, ⅜"-16 x 1¼"
45	G10622	16	Serrated Flange Nut, ⅜"-16
46	GD6291	17	Insulated Clamp, ⅜"
47	GD29709	21	Support Tube
48	**D30421-75	1	Clear Blue Tube, ⅜" O.D. x 75"

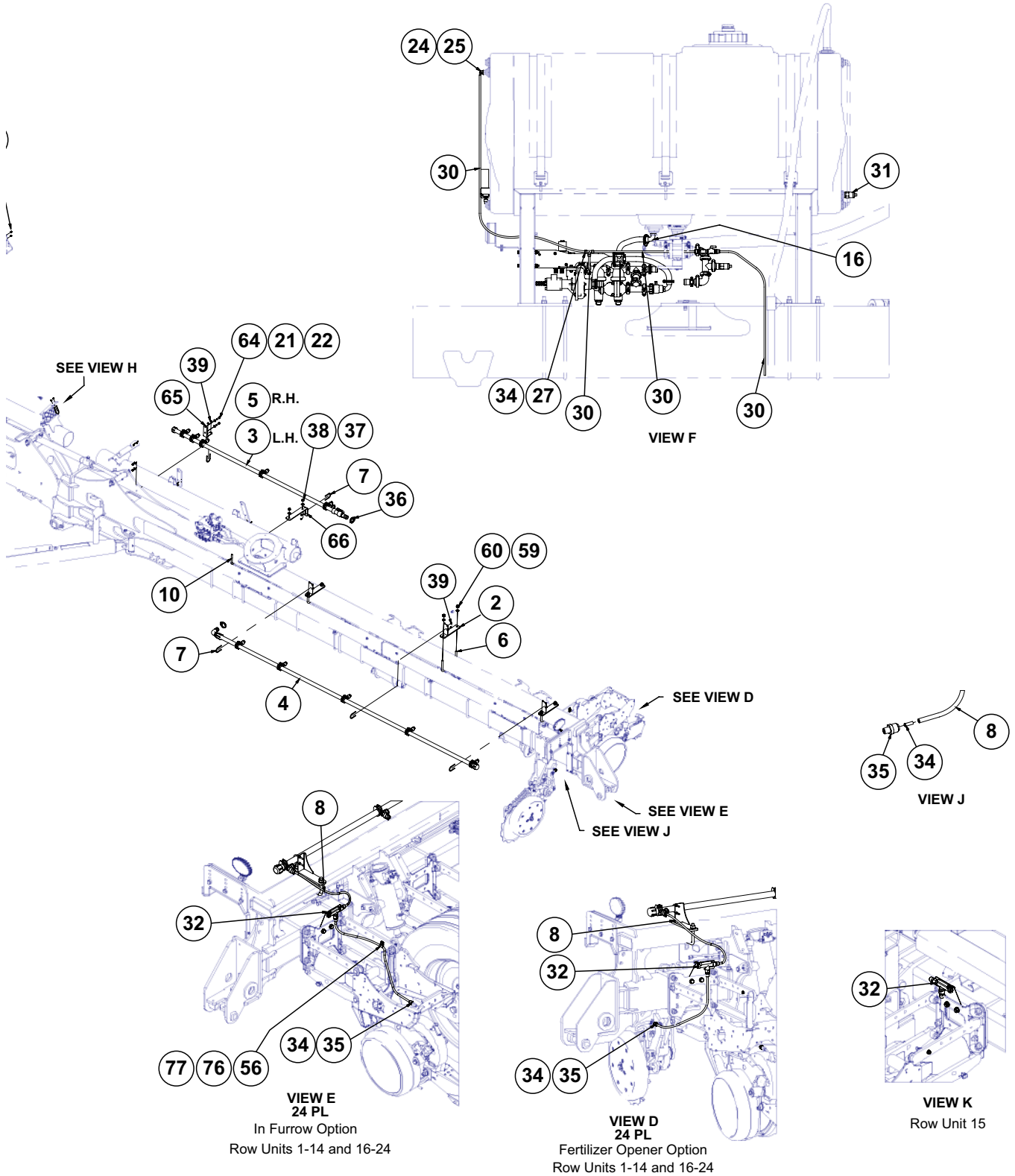
ITEM	PART NO.	QTY.	DESCRIPTION
49	**D30421-7	1	Clear Blue Tube, 3/8" O.D. x 7'
50	GD26535	1	U-Bolt, 2 1/2" x 3/8"-16
51	G10108	12	Lock Nut, 3/8"-16
52	G11387	12	Flat Washer, 3/8" SAE
53	G10003	5	Hex Head Cap Screw, 3/8"-16 x 1 1/2"
54	G1132469	1	Coupling, 1/2"-14 FNPT x 1/4"-18 FNPT
55	GA21456	1	Pressure Gauge
56	GA21614	1	90° Push-To-Connect Elbow
57	GA21612	1	Pressure Gauge Bracket
58	G10001	2	Hex Head Cap Screw, 3/8"-16 x 1"
59	G11242	3	Hex Socket Set Screw, 1/4"-20 x 3/8"
60	G10497	1	Hex Jam Nut, 3/8"-16, Grade 2
61	G10674	16	Hose Clamp, No. 24
62	G10278	6	Hose Clamp, No. 16
63	G11467	21	Flange Clamp SS 50 Series
64	G10753	3	Hex Head Cap Screw, 3/8"-16 x 4 1/2"
65	---	---	---
66	---	---	---
67	**D30421-18	1	Clear Blue Tube, 3/8" O.D. x 18'
68	G11386	4	Flat Washer, 5/16" SAE
69	G10109	2	Lock Nut, 5/16"-18
70	G10661	2	Hex Head Cap Screw, 5/16" x 4 1/2"
71	G10048	2	Hex Head Cap Screw, 3/8"-16 x 2"
72	GA18182	1	1" Manifold T Strainer W/80 Mesh Screen

\*See ["Fertilizer Manifold Parts" on page P419](#) for individual parts.

\*\*Not stocked by Kinze repair parts, but is available in bulk. Order part number: GD30421-250, Clear blue urethane tubing, 3/8" O.D. x 250'.

(A25971)





(Continued on the following pages.)

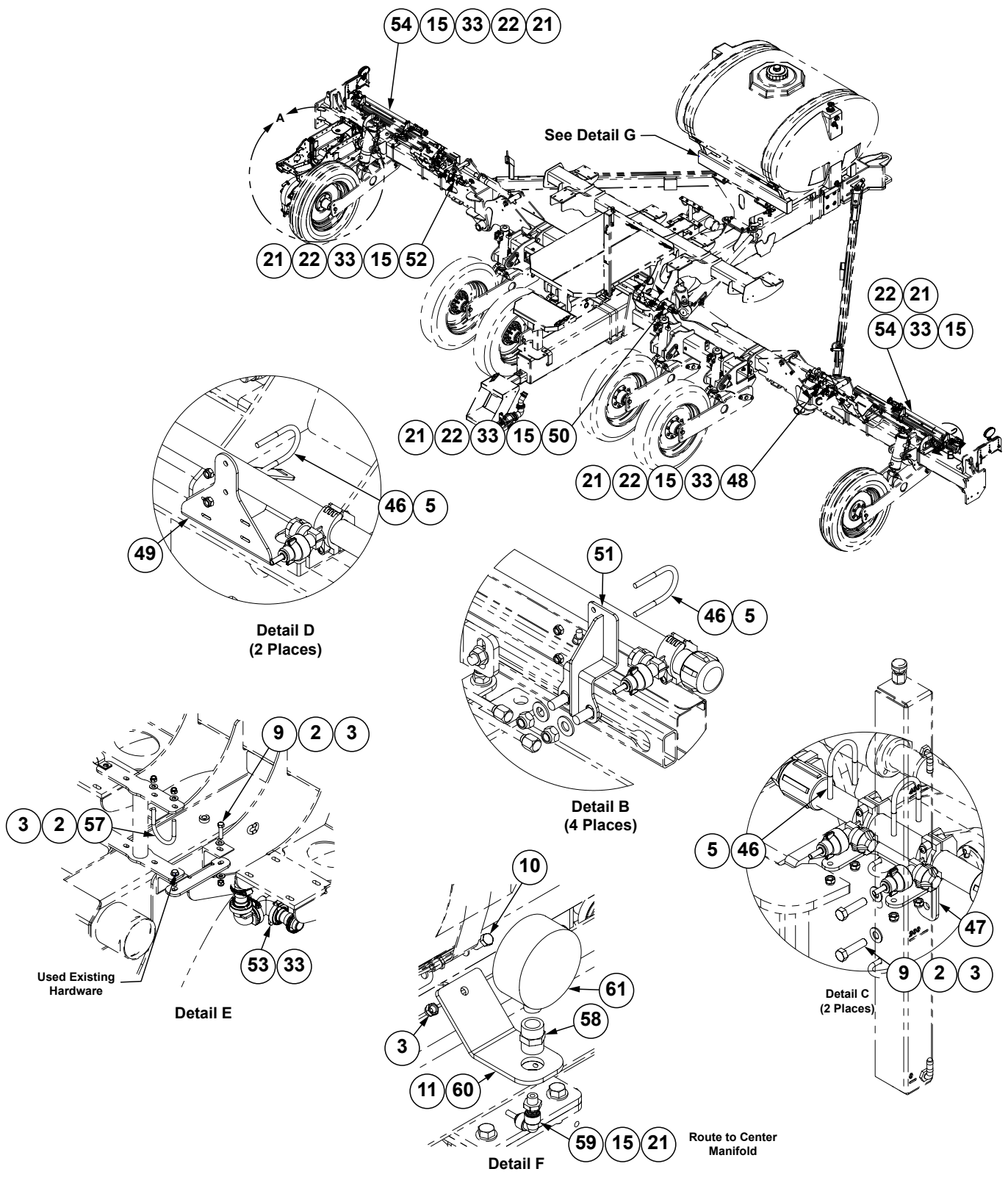
ITEM	PART NO.	QTY.	DESCRIPTION
1	*GA18332	1	Fertilizer Manifold Assembly, 49.9"
2	GA18344	6	Fertilizer Tube Mount Bracket
3	*G10147601	1	Fertilizer Manifold Assembly
4	*GA18334	2	Fertilizer Manifold Assembly, 125"
5	*G10147101	1	Fertilizer Manifold Assembly
6	GD25914	6	U-Bolt, 7" x 3" x 5/8"-11
7	GD26274	22	U-Bolt, 1 1/2" x 1/4"-20
8	**D30421-125	2	Clear Blue Tube, 3/8" O.D. x 125'
9	GA22898	1	Pressure Gauge Bracket
10	GD18327	2	U-Bolt, 3" x 7" x 1/2"-13
11	G11574	4	1" Manifold Coupling, 90°
12	G11458	4	Adapter 1" Flange x 1 1/4" Hose Barb
13	G11498	20	Gasket, Flange Ribbed 1"
14	G11583	3	1" Flanged Manifold Tee
15	G11679	1	Adapter, 1" Flanged x 1/2" Male NPT
16	G10917	2	Elbow, 90°, 3/4" NPT To Barb
17	G11698	1	90° Elbow with 1/4" Gauge Port Flange Sweep
18	GA21614	1	90° Push-To-Connect Elbow
19	GA21456	1	Pressure Gauge
20	G5000-08-04	1	Coupling, 1/2"-14 FNPT x 1/4"-18 FNPT
21	G11387	15	Flat Washer, 3/8" SAE
22	G10108	12	Lock Nut, 3/8"-16
23	G10753	3	Hex Head Cap Screw, 3/8"-16 x 4 1/2"
24	G11682	1	Reducing Bushing, 1/2" Male NPT to 1/4" Female NPT
25	G11681	1	1/4" NPT x 1/4" Hose Barb Fitting
26	G11703	1	90° Elbow, 1/8" MNPT to 1/4" Barb
27	G11702	1	Push On Tee, 3/8"
28	G11701	1	Tee, 1/4" NPT x 1/4" FNPT SS
29	GD29813	1	Micro Valve, 1/4" FNPT x 1/4" MNPT
30	**D30421-7	1	Clear Blue Tube, 3/8" O.D. x 7'
31	GA18720	2	Liquid Level Sensor
32	---	24	<a href="#">See "Fertilizer Flow Switch Package" on page P432</a>
33	G4200-01	2	Hose, 1 1/4" x 22'
34	GD29709	101	Support Tube
35	GD29625	26	Connector, 1/4" NPT x 3/8"
36	G10674	16	Hose Clamp, No. 24
37	G11389	4	Flat Washer, 1/2" Plated SAE
38	G10111	4	Lock Nut, 1/2"-13
39	G10110	44	Lock Nut, 1/4"-20, Grade B
40	---	1	<a href="#">See "Hydraulic Fertilizer Pump" on page P282</a>
41	G11677	1	Adapter, 1" Flange x 1" Male NPT
42	GA18181	1	1" Manifold T Strainer W/30 Mesh Screen
43	GA18182	1	1" Manifold T Strainer W/80 Mesh Screen
44	GA20723	1	Pressure Relief Valve, 75 PSI
45	GA14813	1	Flow Meter
46	GA14814	1	Fertilizer Control Valve
47	GD26304	2	Flow Meter Flanged Adapter
48	G10134801	1	1" Manifold Flange x 3/4" Hose Barb
49	G11575	1	1" Flanged Straight Coupling
50	G11503	1	Tee, 3/4" Hose Barb
51	G11385	4	Flat Washer, 1/4" SAE



ITEM	PART NO.	QTY.	DESCRIPTION
52	G11506	1	90° Elbow, 1" Flange - ¾" Barb
53	G10135701	1	Union Valve, ¾"
54	G10278	6	Hose Clamp, No. 16
55	G11467	20	Flange Clamp SS 50 Series
56	GD6291	25	Insulated Clamp, ¾"
57	---	1	<a href="#">See "Fertilizer Junction Assembly" on page P417</a>
58	G10101901	1	Relief Mount Bracket
59	G10230	12	Lock Washer, ⅝"
60	G10104	12	Hex Nut, ⅝"-11
61	G10497	1	Hex Jam Nut, ⅝"-16, Grade 2
62	G10001	2	Hex Head Cap Screw, ⅝"-16 x 1"
63	G11242	3	Hex Socket Set Screw, ¼"-20 x ⅜"
64	G10003	5	Hex Head Cap Screw, ⅜"-16 x 1 1/2"
65	G10101501	2	Fertilizer Tube Mount Bracket
66	G10101601	2	Fertilizer Tube Mount Bracket
67	G4205-04	1	Hose, ¾" x 36"
68	G11386	4	Flat Washer, 5/16" SAE
69	G10109	2	Lock Nut, 5/16"-18
70	G10661	2	Hex Head Cap Screw, 5/16" x 4 ½"
71	GD26535	1	U-Bolt, 2½" x ⅜"-16
72	**D30421-12	1	Clear Blue Tube, 3/8" O.D. x 125'
73	---	---	---
74	---	---	---
75	G10048	2	Hex Head Cap Screw, 3/8"-16 x 2"
76	G10004	24	Hex Head Cap Screw, ⅝"-16 x 1¼"
77	G10622	24	Serrated Flange Nut, ⅝"-16

\*[See "Fertilizer Manifold Parts" on page P419](#) for individual parts.

\*\*Not stocked by Kinze repair parts, but is available in bulk. Order part number: GD30421-250, Clear blue urethane tubing, ⅜" O.D. x 250'.



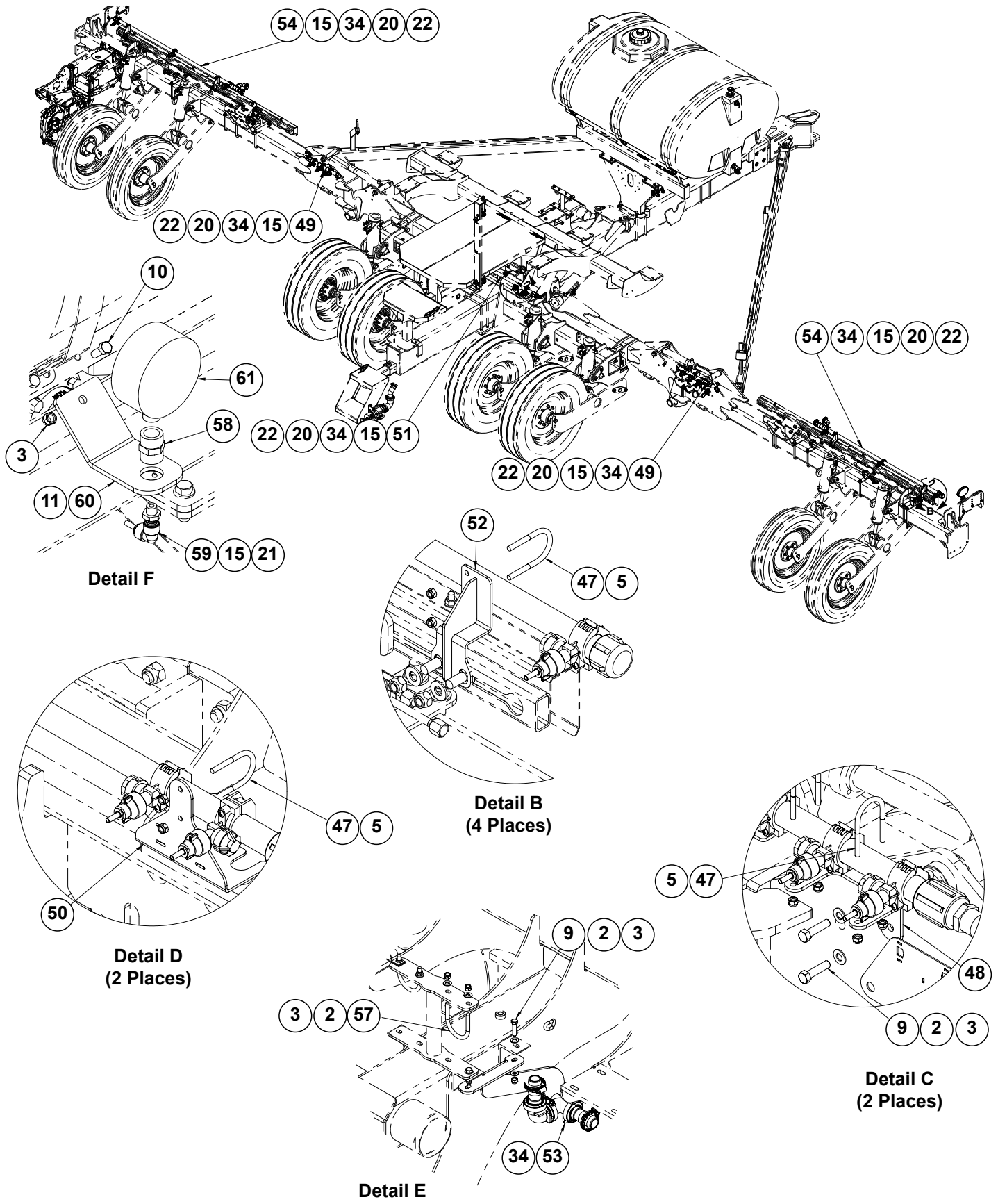


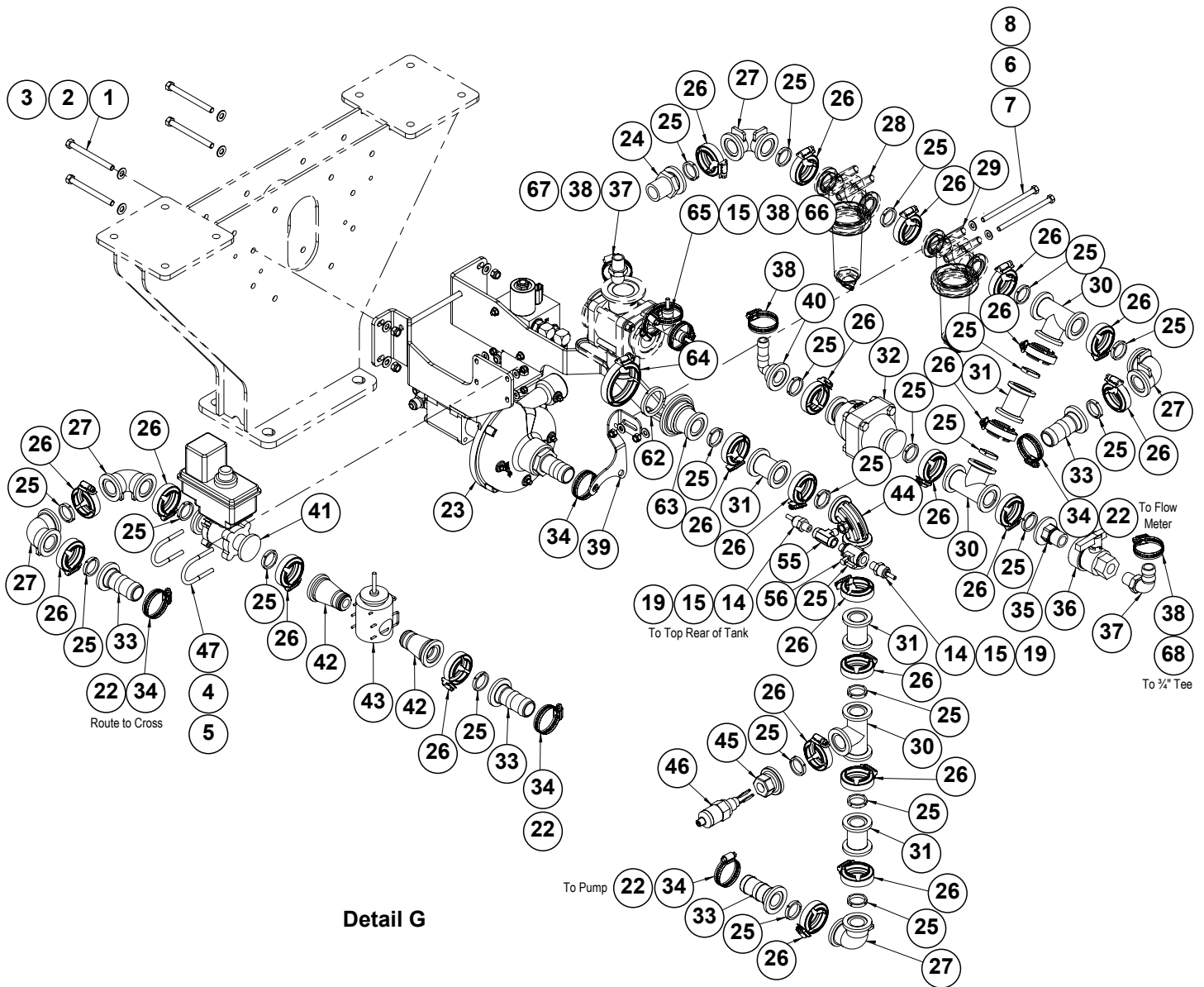
ITEM	PART NO.	QTY.	DESCRIPTION
1	G10063	4	Hex Head Cap Screw, 3/8"-16 x 4"
2	G11387	20	Flat Washer, 3/8" SAE
3	G10108	12	Lock Nut, 3/8"-16
4	G11385	4	Flat Washer, 1/4" SAE
5	G10110	24	Lock Nut, 1/4"-20, Grade B
6	G11386	4	Flat Washer, 5/16" SAE
7	G10661	2	Hex Head Cap Screw, 5/16" x 4 1/2"
8	G10109	2	Lock Nut, 5/16"-18, Grade 8
9	G10003	5	Hex Head Cap Screw, 3/8"-16 x 1 1/2"
10	G10001	1	Hex Head Cap Screw, 3/8"-16 x 1"
11	G11242	3	Hex Socket Set Screw, 1/4"-20 x 3/8"
12	G10622	12	Serrated Flange Nut, 3/8"-16
13	G10004	12	Hex Head Cap Screw, 3/8"-16 x 1 1/4"
14	GD29625	14	Connector, 1/4" NPT x 3/8"
15	GD29709	55	Support Tube
16	---	12	<a href="#">See "Fertilizer Flow Switch Package" on page P432</a>
17	GD6291	12	Insulated Clamp, 3/8"
18	---	---	---
19	G4205-04	3	Hose, 3/4" x 36"
20	**D30421-7	1	Clear Blue Tube, 3/8" O.D. x 7'
21	**D30421-75	1	Clear Blue Tube, 3/8" O.D. x 75'
22	G4200-01	2	Hose, 1 1/4" x 22'
23	---	1	<a href="#">See "Hydraulic Fertilizer Pump" on page P282</a>
24	G11677	1	Adapter, 1" Flange x 1" Male NPT
25	G11498	24	Gasket, Flange Ribbed 1"
26	G11467	24	Flange Clamp SS 50 Series
27	G11574	5	1" Manifold Coupling, 90°
28	GA18181	1	1" Manifold T Strainer W/30 Mesh Screen
29	G11583	3	1" Flanged Manifold Tee
30	G11575	4	1" Flanged Straight Coupling
31	GA20723	1	Pressure Relief Valve, 75 PSI
32	G11458	4	Adapter 1" Flange x 1 1/4" Hose Barb
33	G10674	16	Hose Clamp, No. 24
34	G10134801	1	1" Manifold Flange x 3/4" Hose Barb
35	G10135701	1	Union Valve, 3/4"
36	G10917	2	Elbow, 90°, 3/4" NPT To Barb
37	G10278	6	Hose Clamp, No. 16
38	G10564001	1	Relief Mount Bracket
39	G11506	1	90° Elbow, 1" Flange - 3/4" Barb
40	GA14814	1	Fertilizer Control Valve
41	GD26304	2	Flow Meter Flanged Adapter
42	GA14813	1	Flow Meter
43	G11698	1	90° Elbow with 1/4" Gauge Port Flange Sweep
44	G11679	1	Adapter 1" Flange x 1/2"
45	GA18720	1	Liquid Level Sensor
46	GD26274	12	U-Bolt, 1 1/2" x 1/4"-20
47	GD26344	2	Fertilizer Tube Mount Bracket
48	*G10134101	1	Fertilizer Manifold Assembly
49	G10076301	2	Fertilizer Tube Mount
50	*GA18329	1	Fertilizer Manifold Assembly, 49"

ITEM	PART NO.	QTY.	DESCRIPTION
51	GA18164	1	Fertilizer Support
	G10111	2	Lock Nut, 1/2"-13
	G10574	2	Carriage Bolt, 1/2"-13 x 1 1/4"
	G11389	2	Flat Washer, 1/2" Plated SAE
52	*G10134201	1	Fertilizer Manifold Assembly
53	---	1	<a href="#">See "Fertilizer Junction Assembly" on page P417</a>
54	*G10134301	2	Fertilizer Manifold Assembly
55	G11701	1	Tee, 1/4" NPT x 1/4" FNPT SS
56	GD29813	1	Micro Valve, 1/4" FNPT x 1/4" MNPT
57	GD26535	1	U-Bolt, 2 1/2" x 3/8"-16
58	G5000-08-04	1	Coupling, 1/2"-14 FNPT x 1/4"-18 FNPT
59	GA21614	1	90° Push-To-Connect Elbow
60	G10379701	1	Pressure Gauge Mount
61	GA21456	1	Pressure Gauge
62	G11499	1	Gasket, Flange Ribbed 2"
63	G11455	1	Reducer, 2" Flange x 1" Flange
64	G11468	1	Flange Clamp SS 75 Series
65	G11503	1	Tee, 3/4" Hose Barb
66	GA18182	1	1" Manifold T Strainer W/80 Mesh Screen

\*[See "Fertilizer Manifold Parts" on page P419](#) for individual parts.

\*\*Not stocked by Kinze repair parts, but is available in bulk. Order part number: GD30421-250, Clear blue urethane tubing, 3/8" O.D. x 250'.





(Continued on the following pages.)

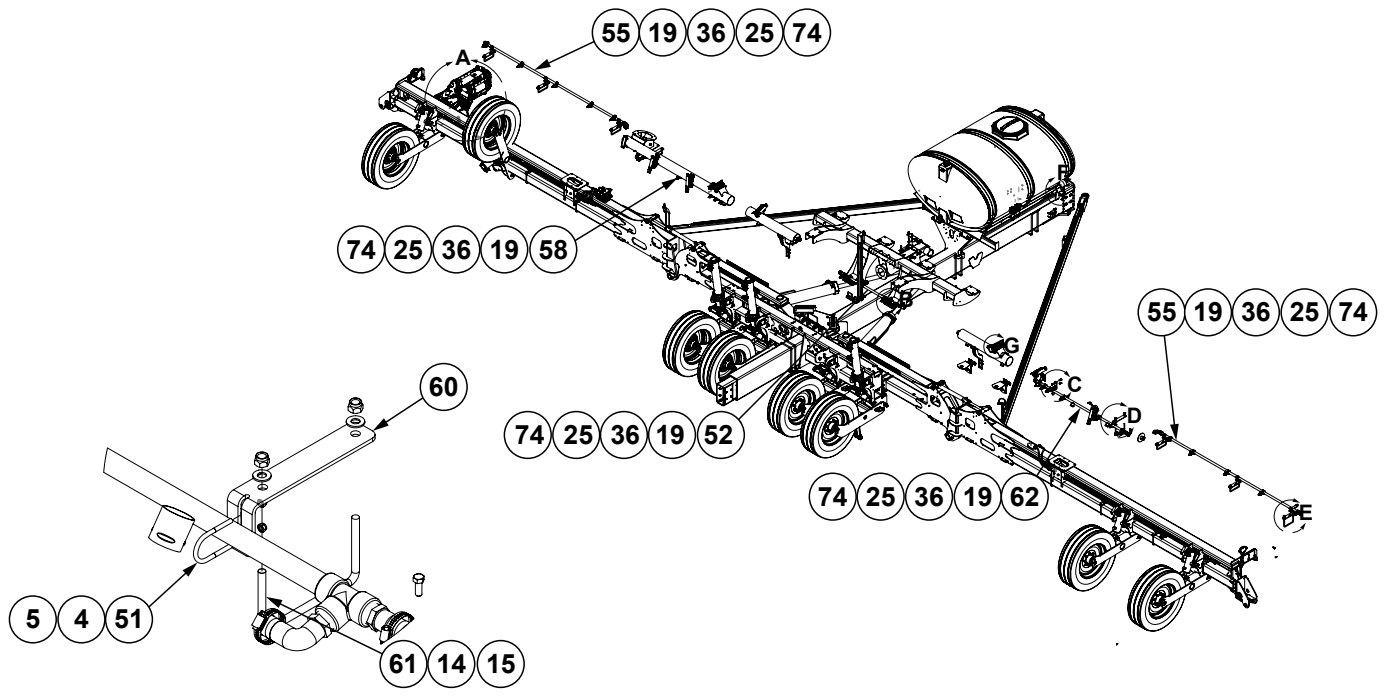
ITEM	PART NO.	QTY.	DESCRIPTION
1	G10063	4	Hex Head Cap Screw, 3/8"-16 x 4"
2	G11387	20	Flat Washer, 3/8" SAE
3	G10108	12	Lock Nut, 3/8"-16
4	G11385	4	Flat Washer, 1/4" SAE
5	G10110	24	Lock Nut, 1/4"-20, Grade B
6	G11386	4	Flat Washer, 5/16" SAE
7	G10661	2	Hex Head Cap Screw, 5/16" x 4 1/2"
8	G10109	2	Lock Nut, 5/16"-18, Grade 8
9	G10003	5	Hex Head Cap Screw, 3/8"-16 x 1 1/2"
10	G10001	1	Hex Head Cap Screw, 3/8"-16 x 1"
11	G11242	3	Hex Socket Set Screw, 1/4"-20 x 3/8"
12	G10622	16	Serrated Flange Nut, 3/8"-16
13	G10004	16	Hex Head Cap Screw, 3/8"-16 x 1 1/4"
14	GD29625	18	Connector, 1/4" NPT x 3/8"
15	GD29709	71	Support Tube
16	---	16	<a href="#">See "Fertilizer Flow Switch Package" on page P432</a>
17	GD6291	16	Insulated Clamp, 3/8"
18	---	---	---
19	**D30421-7	1	Clear Blue Tube, 3/8" O.D. x 7'
20	**D30421-75	1	Clear Blue Tube, 3/8" O.D. x 75'
21	**D30421-18	1	Clear Blue Tube, 3/8" O.D. x 18'
22	G4200-03	1	Hose, 1/4" x 32'
23	---	1	<a href="#">See "Hydraulic Fertilizer Pump" on page P282</a>
24	G11677	1	Adapter, 1" Flange x 1" Male NPT
25	G11498	24	Gasket, Flange Ribbed 1"
26	G11467	24	Flange Clamp SS 50 Series
27	G11574	5	1" Manifold Coupling, 90°
28	GA18181	1	1" Manifold T Strainer W/30 Mesh Screen
29	GA18182	1	1" Manifold T Strainer W/80 Mesh Screen
30	G11583	3	1" Flanged Manifold Tee
31	G11575	4	1" Flanged Straight Coupling
32	GA20723	1	Pressure Relief Valve, 75 PSI
33	G11458	4	Adapter 1" Flange x 1 1/4" Hose Barb
34	G10674	16	Hose Clamp, No. 24
35	G10134801	1	1" Manifold Flange x 3/4" Hose Barb
36	G10135701	1	Union Valve, 3/4"
37	G10917	2	Elbow, 90°, 3/4" NPT To Barb
38	G10278	6	Hose Clamp, No. 16
39	G10564001	1	Relief Mount Bracket
40	G11506	1	90° Elbow, 1" Flange - 3/4" Barb
41	GA14814	1	Fertilizer Control Valve
42	GD26304	2	Flow Meter Flanged Adapter
43	GA14813	1	Flow Meter
44	G11698	1	90° Elbow with 1/4" Gauge Port Flange Sweep
45	G11679	1	Adapter 1" Flange x 1/2"
46	GA18720	1	Liquid Level Sensor
47	GD26274	12	U-Bolt, 1 1/2" x 1/4"-20
48	GD26344	2	Fertilizer Tube Mount Bracket
49	*G10136401	2	Fertilizer Manifold Assembly, L.H. Inner Wing
50	G10076301	2	Fertilizer Tube Mount
51	*GA18329	1	Fertilizer Manifold Assembly, 49"



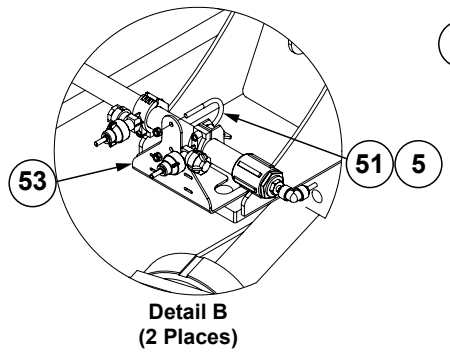
ITEM	PART NO.	QTY.	DESCRIPTION
52	GA18164	1	Fertilizer Support
	G10111	2	Lock Nut, 1/2"-13
	G10574	2	Carriage Bolt, 1/2"-13 x 1 1/4"
	G11389	2	Flat Washer, 1/2" Plated SAE
53	---	1	<a href="#">See "Fertilizer Junction Assembly" on page P417</a>
54	*GA18331	2	Fertilizer Manifold Assembly, 72-3/4"
55	G11701	1	Tee, 1/4" NPT x 1/4" FNPT SS
56	GD29813	1	Micro Valve, 1/4" FNPT x 1/4" MNPT
57	GD26535	1	U-Bolt, 2 1/2" x 3/8"-16
58	G5000-08-04	1	Coupling, 1/2"-14 FNPT x 1/4"-18 FNPT
59	GA21614	1	90° Push-To-Connect Elbow
60	G10379701	1	Pressure Gauge Mount
61	GA21456	1	Pressure Gauge
62	G11499	1	Gasket, Flange Ribbed 2"
63	G11455	1	Reducer, 2" Flange x 1" Flange
64	G11468	1	Flange Clamp SS 75 Series
65	G11503	1	Tee, 3/4" Hose Barb
66	G4205-17	1	Hose, 3/4" x 5"
67	G4205-01	1	Hose, 3/4" x 12 1/2"
68	G4205-19	1	Hose, 3/4" x 29"

\*[See "Fertilizer Manifold Parts" on page P419](#) for individual parts.

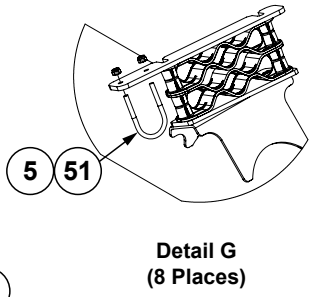
\*\*Not stocked by Kinze repair parts, but is available in bulk. Order part number: GD30421-250, Clear blue urethane tubing, 3/8" O.D. x 250'.



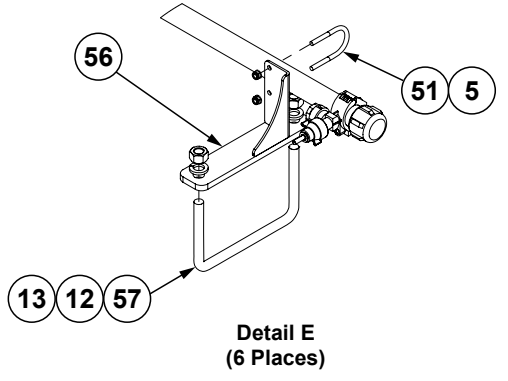
Detail D  
(2 Places)



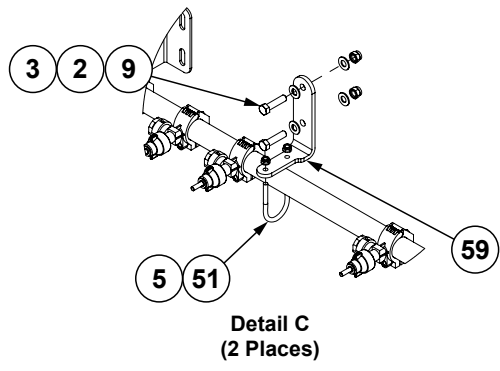
Detail B  
(2 Places)



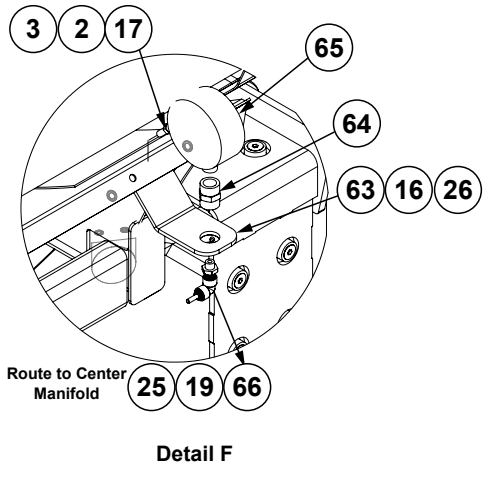
Detail G  
(8 Places)



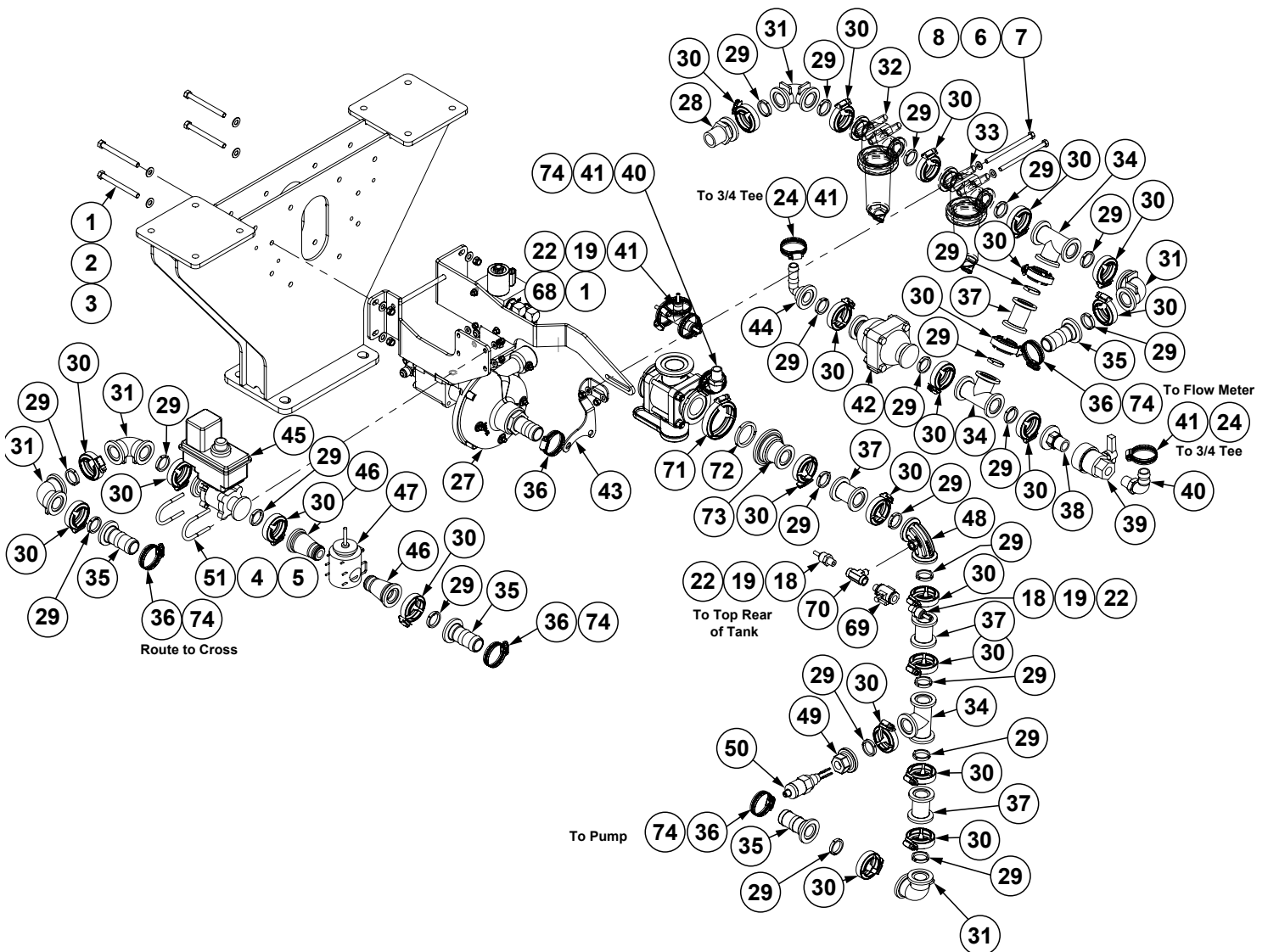
Detail E  
(6 Places)



Detail C  
(2 Places)



Detail F



(Continued on the following pages.)

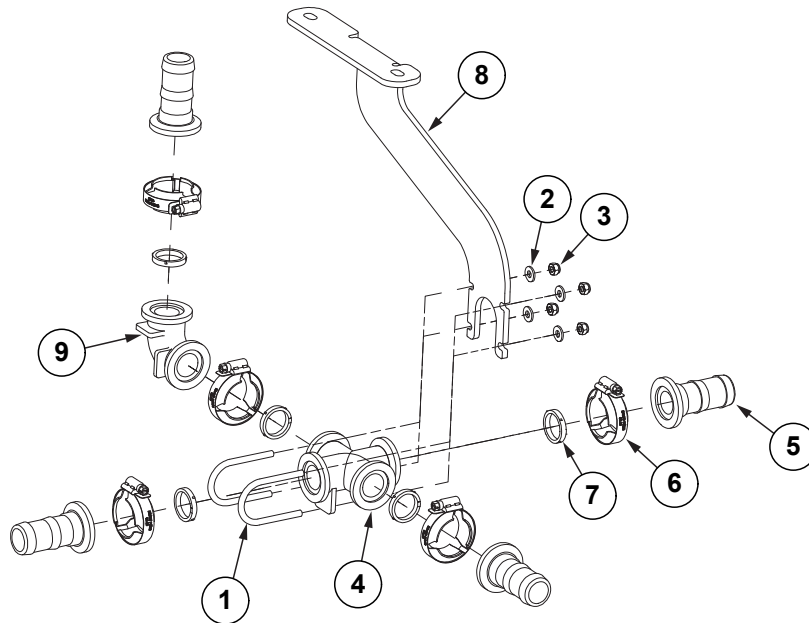
ITEM	PART NO.	QTY.	DESCRIPTION
1	G10063	4	Hex Head Cap Screw, 3/8"-16 x 4"
2	G11387	21	Flat Washer, 3/8" SAE
3	G10108	12	Lock Nut, 3/8"-16
4	G11385	8	Flat Washer, 1/4" SAE
5	G10110	44	Lock Nut, 1/4"-20, Grade B
6	G11386	4	Flat Washer, 5/16" SAE
7	G10661	2	Hex Head Cap Screw, 5/16" x 4 1/2"
8	G10109	2	Lock Nut, 5/16"-18, Grade 8
9	G10003	5	Hex Head Cap Screw, 3/8"-16 x 1 1/2"
10	G10004	24	Hex Head Cap Screw, 3/8"-16 x 1 1/4"
11	G10622	24	Serrated Flange Nut, 3/8"-16
12	G10230	12	Lock Washer, 5/8"
13	G10104	12	Hex Nut, 5/8"-11
14	G11389	4	Flat Washer, 1/2" Plated SAE
15	G10111	4	Lock Nut, 1/2"-13
16	G11242	3	Hex Socket Set Screw, 1/4"-20 x 3/8"
17	G10001	1	Hex Head Cap Screw, 3/8"-16 x 1"
18	GD29625	26	Connector, 1/4" NPT x 3/8"
19	GD29709	103	Support Tube
20	GD6291	24	Insulated Clamp, 3/8"
21	---	24	<a href="#">See "Fertilizer Flow Switch Package" on page P432</a>
22	**D30421-125	2	Clear Blue Tube, 3/8" O.D. x 125'
23	**D30421-7	1	Clear Blue Tube, 3/8" O.D. x 7'
24	G4205-04	3	Hose, 3/4" x 36"
25	D30421-12	1	Clear Blue Tube, 3/8" O.D. x 12'
26	---	---	---
27	---	1	<a href="#">See "Hydraulic Fertilizer Pump" on page P282</a>
28	G11677	1	Adapter, 1" Flange x 1" Male NPT
29	G11498	24	Gasket, Flange Ribbed 1"
30	G11467	24	Flange Clamp SS 50 Series
31	G11574	5	1" Manifold Coupling, 90°
32	GA18181	1	1" Manifold T Strainer W/30 Mesh Screen
33	GA18182	1	1" Manifold T Strainer W/80 Mesh Screen
34	G11583	3	1" Flanged Manifold Tee
35	G11458	4	Adapter 1" Flange x 1 1/4" Hose Barb
36	G10674	16	Hose Clamp, No. 24
37	G11575	4	1" Flanged Straight Coupling
38	G10134801	1	1" Manifold Flange x 3/4" Hose Barb
39	G10135701	1	Union Valve, 3/4"
40	G10917	2	Elbow, 90°, 3/4" NPT To Barb
41	G10278	6	Hose Clamp, No. 16
42	GA20723	1	Pressure Relief Valve, 75 PSI
43	G10564001	1	Relief Mount Bracket
44	G11506	1	90° Elbow, 1" Flange - 3/4" Barb
45	GA14814	1	Fertilizer Control Valve
46	GD26304	2	Flow Meter Flanged Adapter
47	GA14813	1	Flow Meter
48	G11698	1	90° Elbow with 1/4" Gauge Port Flange Sweep
49	G11679	1	Adapter 1" Flange x 1/2"
50	GA18720	1	Liquid Level Sensor
51	GD26274	22	U-Bolt, 1 1/2" x 1/4"-20

ITEM	PART NO.	QTY.	DESCRIPTION
52	*GA18332	1	Fertilizer Manifold Assembly, 49"
53	G10076301	2	Fertilizer Tube Mount
54	---	1	<a href="#">See "Fertilizer Junction Assembly" on page P417</a>
55	*GA18334	2	Fertilizer Manifold Assembly, 125¼"
56	GA18344	6	Fertilizer Tube Mount
57	GD25914	6	U-Bolt, 7" x 3" x 5/8"-11
58	*G10147601	1	Fertilizer Manifold Assembly
59	G10101501	2	Fertilizer Tube Mount Bracket
60	G10101601	2	Fertilizer Tube Mount Bracket
61	GD18327	2	U-Bolt, 3" x 7" x 1/2"-13
62	*G10147101	1	Fertilizer Manifold Assembly
63	G10379701	1	Pressure Gauge Mount
64	G5000-08-04	1	Coupling, 1/2"-14 FNPT x 1/4"-18 FNPT
65	GA21456	1	Pressure Gauge
66	GA21614	1	90° Push-To-Connect Elbow
67	GD26535	1	U-Bolt, 2½" x 3/8"-16
68	G11503	1	Tee, 3/4" Hose Barb
69	GD29813	1	Micro Valve, 1/4" FNPT x 1/4" MNPT
70	G11701	1	Tee, 1/4" NPT x 1/4" FNPT SS
71	G11468	1	Flange Clamp SS 75 Series
72	G11499	1	Gasket, Flange Ribbed 2"
73	G11455	1	Reducer, 2" Flange x 1" Flange
74	G4200-03	1	Hose, 1¼" x 32'

\*[See "Fertilizer Manifold Parts" on page P419](#) for individual parts.

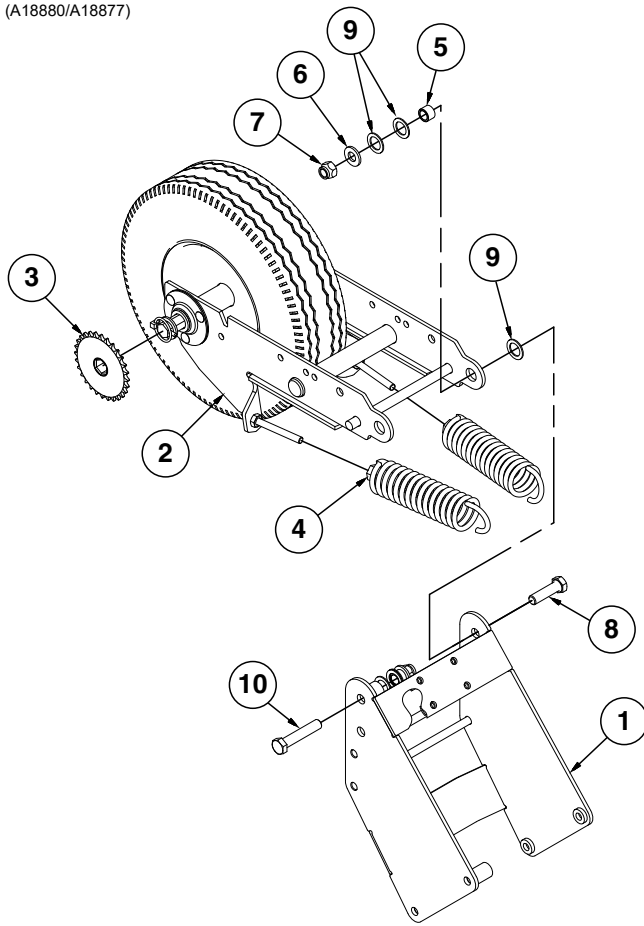
\*\*Not stocked by Kinze repair parts, but is available in bulk. Order part number: GD30421-250, Clear blue urethane tubing, 3/8" O.D. x 250'.

(10101801)

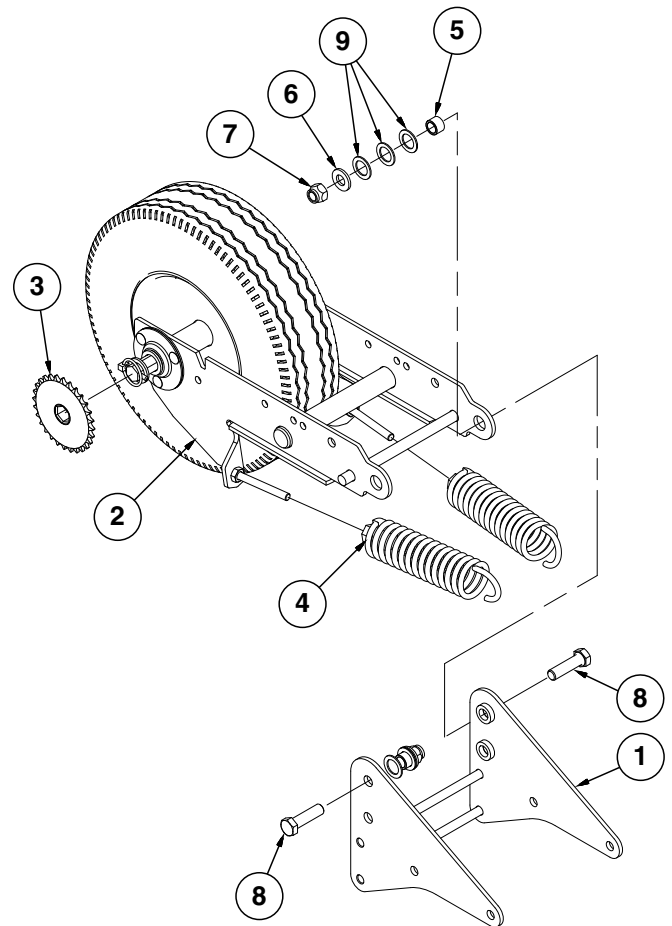


ITEM	PART NO.	QTY.	DESCRIPTION
1	GD26274	2	U-Bolt, 1½" x ¼"-20
2	G11385	4	Flat Washer, ¼" SAE
3	G10110	4	Lock Nut, ¼"-20, Grade B
4	G11459	1	1" Flanged Poly Cross
5	G11458	4	Adapter 1" Flange x 1¼" Hose Barb
6	G11467	5	Flange Clamp SS 50 Series
7	G11498	5	Gasket, Flange Ribbed 1"
8	G10101701	1	Fertilizer Junction Bracket
9	G11574	1	1" Manifold Coupling, 90°

(A18880/A18877)

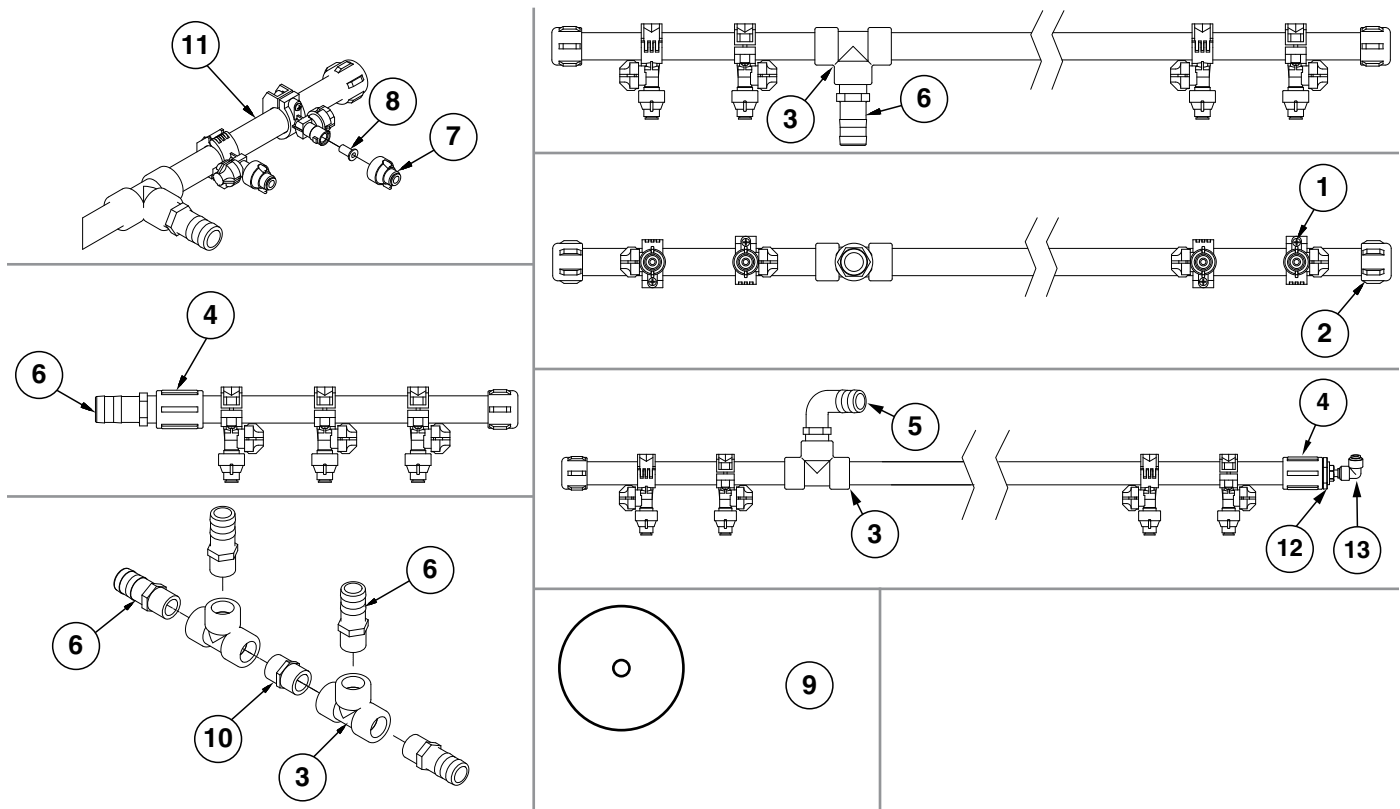


12 Row and 16 Row



24 Row

ITEM	PART NO.	QTY.	DESCRIPTION
1	GA18881	1	Center Drive Mount, 12 Row
	GA18876	-	Center Drive Mount, 16 Row
	GA18874	-	Center Drive Mount, 24 Row
2	---	-	<a href="#">See "Contact Tire Assembly" on page P127</a>
3	GA5113	1	Sprocket, 28 Tooth
4	GA2068	2	Spring W/Plug
5	GB0218	2	Bushing, 2 1/32" I.D. x 7/8" O.D. x 1 9/32" Long
6	G11391	2	Flat Washer, 5/8" SAE
7	G10107	2	Lock Nut, 5/8"-11
8	G10006	1	Hex Head Cap Screw, 5/8"-11 x 2 1/4"
9	G10235	6	Machine Bushing, 7/8", 14 Gauge (.0747") (As Required)
10	G10862	1	Hex Head Cap Screw, 5/8"-11 x 3 1/4"



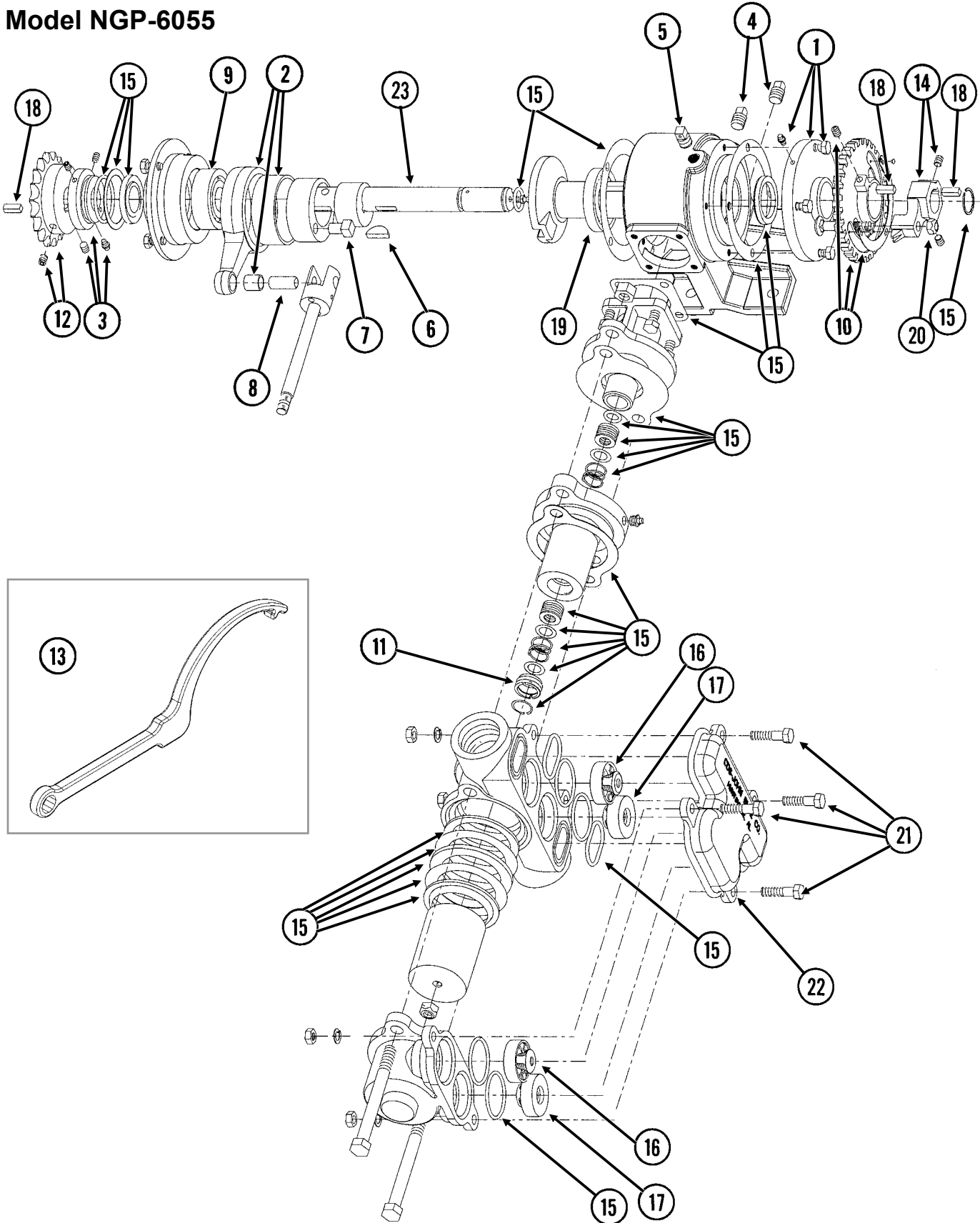
ITEM	PART NO.	QTY.	DESCRIPTION
1	GA14810	-	Nozzle Body
2	GD22503	-	1" Pipe Cap
3	G10279	-	1" Female NPT Nylon Tee
4	G11554	-	1" Pipe Coupling
5	G11460	-	90° Elbow, 1" NPT x 1 1/4" Hose Barb
6	G10624	-	1" Male NPT x 1 1/4" Hose Barb
7	GD21158	-	Cap (Orifice Gasket Comes W/Cap)
8	GD27290	-	Nozzle Strainer
9	GA17118	-	Orifice Package, 2-4 MPH
	GA17119	-	Orifice Package, 4-8 MPH
	GA19160	-	Orifice Package, .028
	GA19161	-	Orifice Package, .032
	GA19162	-	Orifice Package, .037
	GA19163	-	Orifice Package, .041
	GA19164	-	Orifice Package, .048
	GA19165	-	Orifice Package, .055
	GA19166	-	Orifice Package, .065
10	G10618	-	Close Nipple, 1" NPT
11	GD26360	-	Liquid Fertilizer Manifold, 120"
	GD26356	-	Liquid Fertilizer Manifold, 13 1/2"
	GD26355	-	Liquid Fertilizer Manifold, 12 1/2"
	GD26359	-	Liquid Fertilizer Manifold, 32 1/2"
	GD26361	-	Liquid Fertilizer Manifold, 75"
	GD26357	-	Liquid Fertilizer Manifold, 23 1/2"
	GD26353	-	Liquid Fertilizer Manifold, 15"
	GD26351	-	Liquid Fertilizer Manifold, 27 1/2"
	GD26354	-	Liquid Fertilizer Manifold, 36"
	GD26352	-	Liquid Fertilizer Manifold, 66"
	GD26350	-	Liquid Fertilizer Manifold, 17 1/2"
	G10147701	-	Liquid Fertilizer Manifold, 75"
12	G11673	-	1" Male NPT x 1/4" Reducing Bushing
13	GA21614	-	90° Push-To-Connect Elbow



**This page left blank intentionally.**

(A12335a/GR1808)

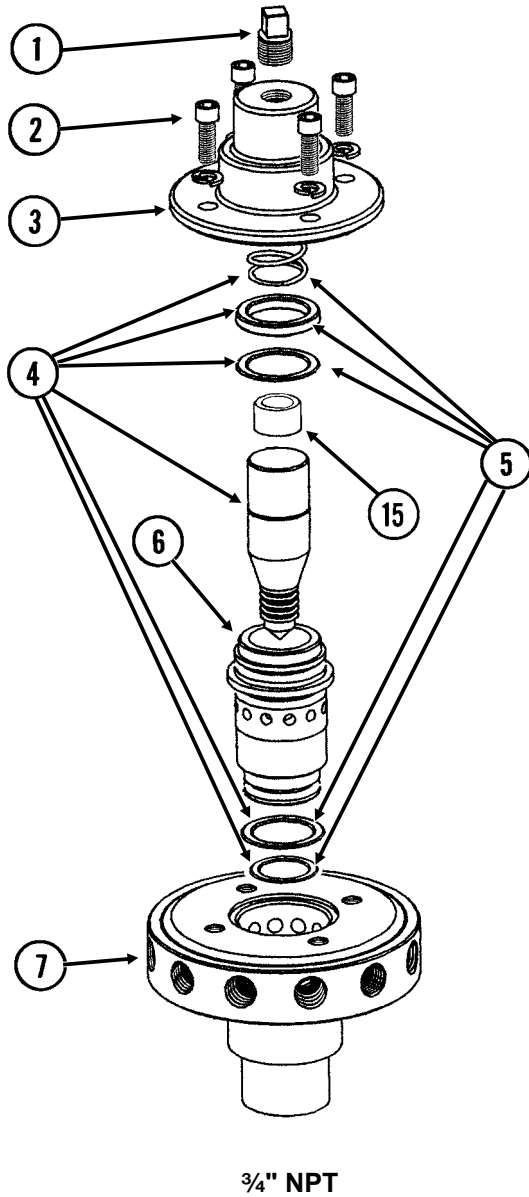
Model NGP-6055



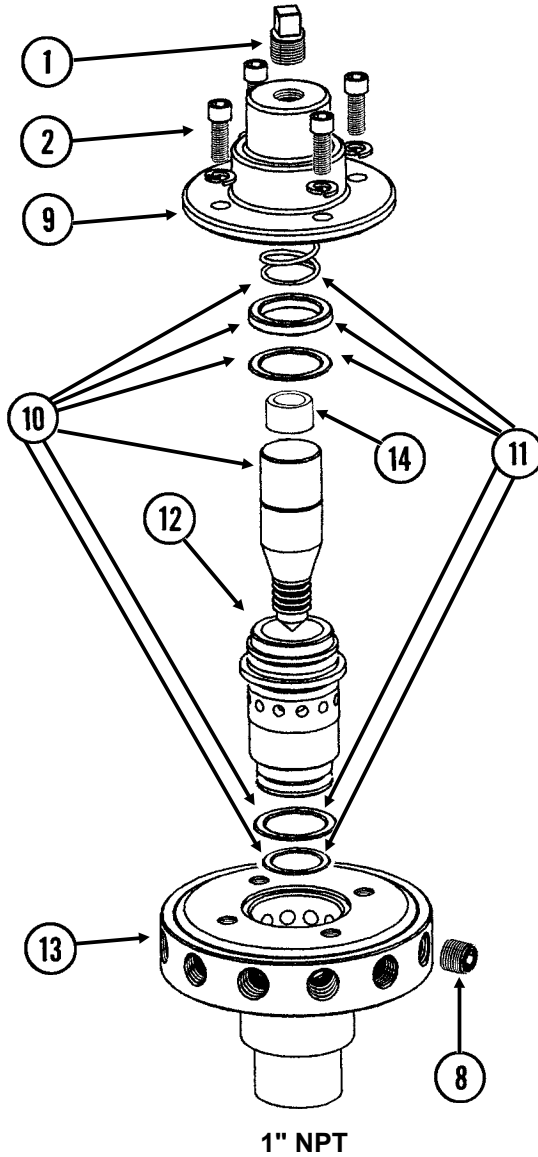
ITEM	PART NO.	QTY.	DESCRIPTION
1	GR1804	1	Flange Cover Assembly
	G10991	4	Hex Head Cap Screw, 5/16"-18 x 7/8"
2	GR1802	1	Connecting Rod Assembly
3	GR1801	1	Spacer Assembly
	G10693	3	Hex Socket Head Set Screw, 5/16"-18 x 3/8"
4	GR1123	2	Plug
5	GR1543	1	Vent Plug
6	GR1112	1	Woodruff Key
7	GR1120	1	Eccentric Pin
8	GR1124	1	Pin
9	GR1104	1	Bearing
10	GR1805	1	Setting Hub Assembly
11	GR1134	1	Stuffing Box Insert
12	GR1389	1	Sprocket, 18 Tooth
13	GR1808	1	Adjustment Wrench
	G10004	1	Hex Head Cap Screw, 3/8"-16 x 1 1/4"
	G11389	1	Flat Washer, 1/2" Plated SAE
	G10108	1	Lock Nut, 3/8"-16
14	GR1806	1	Setting Pointer Assembly
15	GR1795	1	Repair Kit, Includes: (6) Gaskets, (9) O-Rings, (4) Washers, (1) Retaining Ring, (2) Oil Seals, (1) Snap Ring, (1) Thrust Washer, (1) Rod Bushing, (2) Flange Plunger Packings, (2) Packing Springs, (2) Rod Vee Packing Sets
16	GR1799	2	Discharge Valve Assembly
17	GR1797	2	Suction Valve Assembly
18	GR1118	3	Setting Arm Key
19	GR1116	1	Bearing
20	G10306	1	Carriage Bolt, 3/8"-16 x 2"
	G10108	1	Lock Nut, 3/8"-16
21	G10003	4	Hex Head Cap Screw, 3/8"-16 x 1 1/2"
	G11387	4	Flat Washer, 3/8" SAE
	G10229	4	Lock Washer, 3/8"
	G10101	4	Hex Nut, 3/8"-16
22	GR2003	1	Valve Cover
23	GR2185	-	Crankshaft
A	GA12330	-	Piston Pump Complete W/18 Tooth Sprocket (Model NGP-6055)

(FRTZ159/PT40a/FRTZ202c)

**Model FD-1200 Flow Divider,  
12 Outlet**

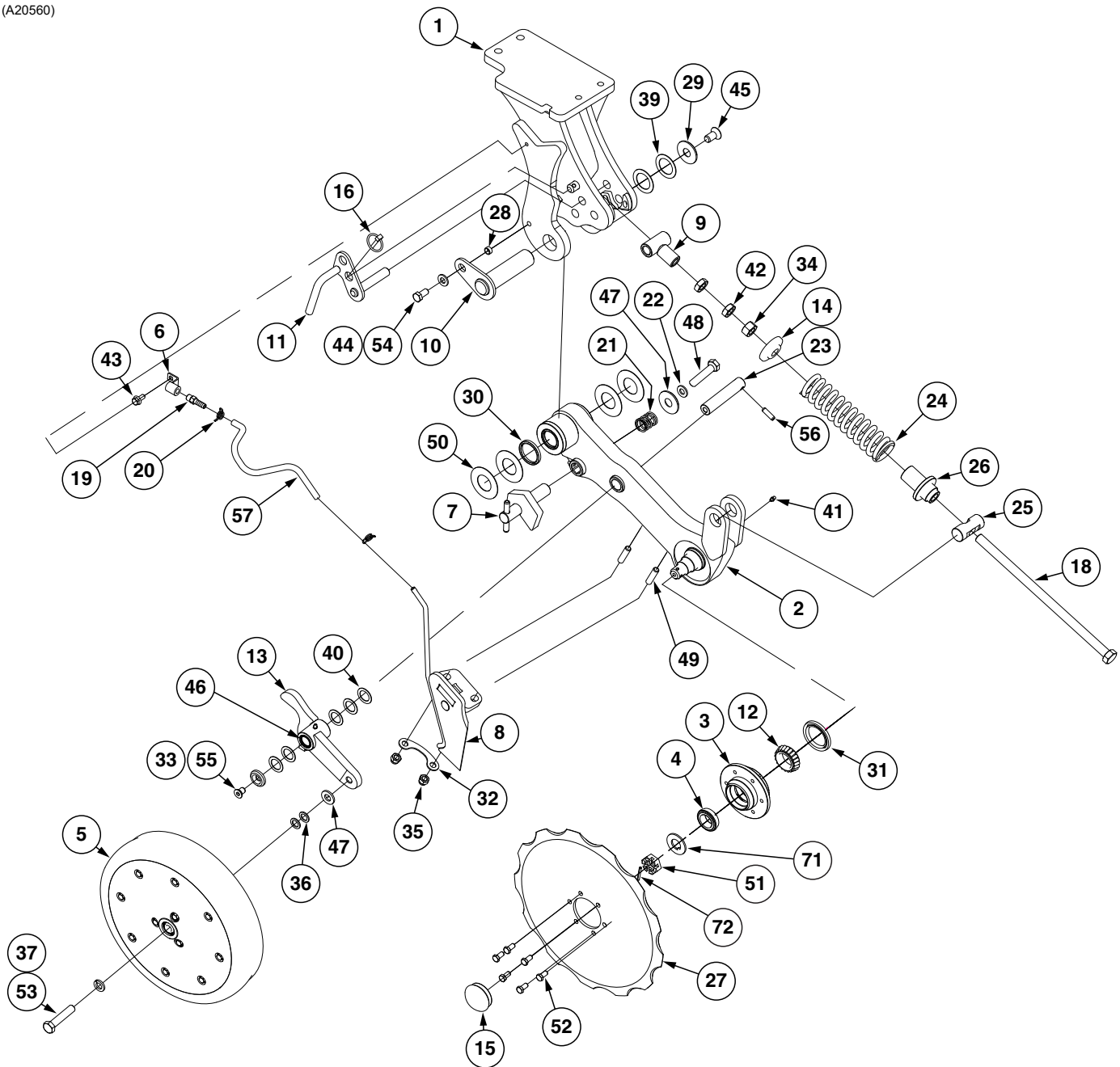


**Model FD-2000 Flow Divider,  
20 Outlet**

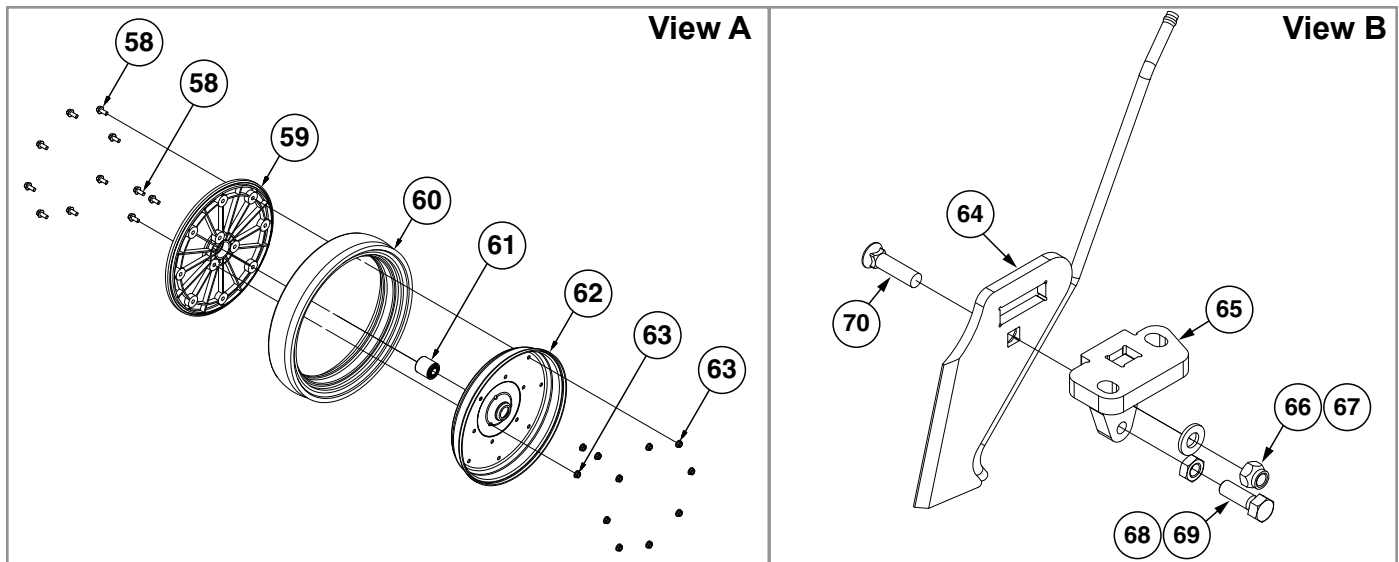


ITEM	PART NO.	QTY.	DESCRIPTION
1	GR1543	1	Vent Plug
2	GR1542	4	Hex Socket Head Screw, 1/4"-20 x 3/4"
	GR1541	4	Lock Washer, 1/4", Stainless Steel
3	GR1540	1	Cap
4	GR1544	1	Needle Assembly W/Seal Kit (Item 22)
5	GR1545	1	Seal Kit, Includes: (3) O-Rings, (1) Seal, (1) Spring
6	GR1535	1	Sleeve
7	GR1533	1	Body, 12 Outlets
8	G10350	4	Hex Socket Head Plug, 1/4" NPT, Stainless Steel
9	GR1566	1	Cap
10	GR1567	1	Needle Assembly W/Seal Kit (Item 22)
11	GR1568	1	Seal Kit, Includes: (3) O-Rings, (1) Seal, (1) Spring
12	GR1561	1	Sleeve
13	GR1559	1	Body, 20 Outlets
14	GR1575	1	Sleeve, Stainless Steel
15	GR1574	1	Sleeve, 1" O.D. x 1/2" Long, Stainless Steel
A	GA8931	1	Liquid Fertilizer Piston Pump Flow Divider Complete, 12 Outlet (Model FD-1200) (Items 1-7) (12 Row Sizes)
B	GA9407	1	Liquid Fertilizer Piston Pump Flow Divider Complete, 20 Outlet (Model FD-2000) (Items 1, 2 And 8-14) (16 Row Size)

(A20560)



ITEM	PART NO.	QTY.	DESCRIPTION
1	GA20852	1	R.H. Flat Fertilizer Opener Mount
	GA20851	-	L.H. Flat Fertilizer Opener Mount
	GA20856	-	R.H. Right Angle Fertilizer Opener Mount
	GA20855	-	L.H. Right Angle Fertilizer Opener Mount
	GA21122	-	R.H. Extended Fertilizer Opener Mount
	GA21123	-	L.H. Extended Fertilizer Opener Mount
2	GA20318	1	R.H. Fertilizer Opener Arm (Use With Items No. 71-73)
	GA20847	1	L.H. Fertilizer Opener Arm (Use With Items No. 71-73)
3	GA19025	1	Hub
	GR0434	1	Cup
	GR0188	1	Outer Cup
4	GA0237	1	Bearing



ITEM	PART NO.	QTY.	DESCRIPTION
5	GA18311	1	Gauge Wheel Assembly (Items 58-63)
6	GA18576	1	Fertilizer Adapter Tube
7	GA21642 GA21643	1 -	R.H. Gauge Wheel Adjust L.H. Gauge Wheel Adjust
8	---	1	R.H. Fertilizer Knife (Items 71, 72, and 51)
	---	1	L.H. Fertilizer Knife (Items 71, 72, and 51)
9	GA20750	1	Tee
10	GA20829	1	Hammer Strap
11	GA20832 GA20831	1 1	R.H. Stow Pin L.H. Stow Pin
12	GA20833	1	Tapered Roller Bearing
13	GA20838 GA20845	1	R.H. Gauge Wheel Arm L.H. Gauge Wheel Arm
14	GD34923	1	Spring Seat
15	GD1104	1	Dust Cap
16	GD2558	1	Lynch Pin, 1/4"
17	---	---	---
18	GD7907	1	Special Bolt
19	GD11700	1	Adapter, 1/4" NPT To 3/8" Barb
20	GD28785	2	Hose Clamp, 5/8"
21	GD28786	1	Spring, 1 1/4" I.D. x 1 1/2"
22	G11387	1	Flat Washer, 3/8" SAE
23	GD29534	1	Shaft Pivot
24	GD29541	1	Spring
25	GD29602	1	Pin Sleeve
26	GD29603	1	Spring Spindle
27	GD29708	1	Disc Blade
28	GD29730	1	Bushing
29	GD29731	1	Countersunk Washer
30	GD30573	2	Seal
31	GD29760	1	Oil Seal

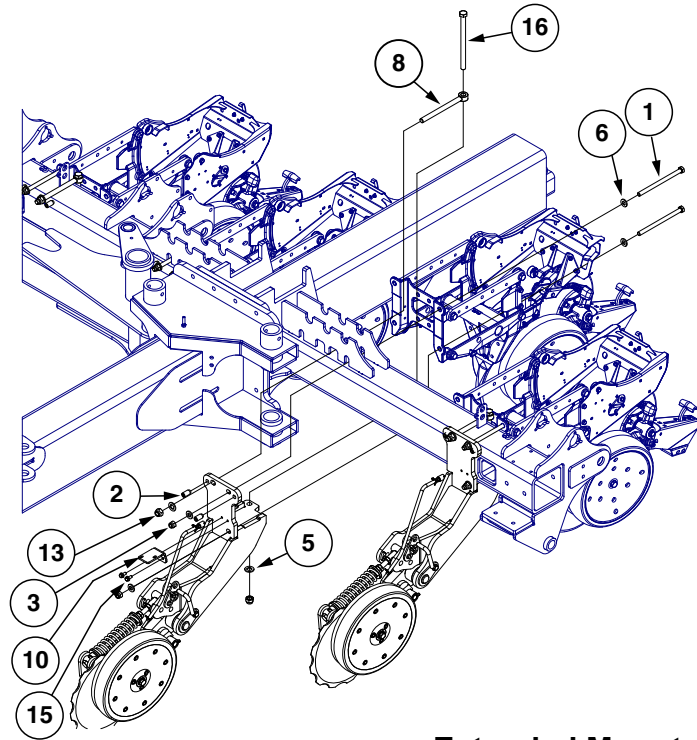
(Continued on the following page.)

ITEM	PART NO.	QTY.	DESCRIPTION
32	GD29818	1	Fertilizer Knife Doubler Plate
33	GD29820	1	Special Washer
34	G10105	1	Hex Nut, 3/4"-10
35	G10111	2	Lock Nut, 1/2"-13
36	G10204	2	Special Machine Bushing, 5/8" x 1" O.D.
37	G10230	1	Lock Washer, 5/8"
38	G10235	1	Machine Bushing, 7/8", 14 Gauge (.0747")
39	G10450	2	Washer, 2 1/4", 18 Gauge (.0478")
40	G10526	5	Machine Bushing, 1" (.048" Thick)
41	G10640	1	Grease Fitting, 1/4"-28
42	G11087	2	Hex Nut, 3/4"-10
43	G11123	1	Hex Serrated Flange Cap Screw, 3/8"-16 x 3/4"
44	G11389	1	Flat Washer, 1/2" Plated SAE
45	G11713	1	Hex Flat Head Cap Screw, 5/8"-11 x 1 1/4"
46	GB0276	-	Bushing, 1" I.D. x 1 1/4" O.D. x 1" Long
47	GD29821	2	Flat Washer
48	G10004	1	Hex Head Cap Screw, 3/8"-16 x 1 1/4"
49	G11696	2	Stud, 1/2"-13 x 1/2"-20 x 2", Grade 8
50	G11705	4	Bushing
51	G10507	1	Slotted Nut, 1"-14
52	G11709	6	Hex Head Cap Screw, 3/8"-16 x 3/4", Grade 8
53	G11710	1	Hex Head Cap Screw, 5/8"-11 x 3", Grade 5
54	G11711	1	Hex Head Cap Screw, 1/2"-13 x 1", Grade 5
55	G11717	1	Hex Flange Head Cap Screw, 1/2"-13 x 3/4", Grade 5
56	G11720	1	Spring Slot Pin, 3/8" x 1 1/4"
57	G4301-11	1	Clear Plastic Tube, 3/8" x 1 1/4"
58	G10961	11	Flanged Whiz Lock Screw, 5/16"-18 x 3/4", No Serration
59	GD26598	1	Gauge Wheel Cover
60	GD11953	1	Offset Tire
61	GA6171	1	Bearing
62	GD31466	1	Half Wheel
63	G10620	11	Serrated Flange Nut, 5/16"-18
64	GA19480	1	R.H. Fertilizer Knife
	GA19971	1	L.H. Fertilizer Knife
65	GA20912	1	R.H. Knife Mount
	GA20911	-	L.H. Knife Mount
66	G10974	1	Lock Nut W/Nylon Insert, 1/2"-13
67	G11652	1	Flat Head Plow Bolt, 1/2"-13 x 2 1/4", Grade 5
68	G10501	1	Hex Jam Nut, 1/2"-13, Grade 2
69	G11707	1	Hex Head Cap Screw, 1/2"-13 x 1 1/2"
70	G11652	1	Flat Head Plow Bolt, 1/2"-13 x 2 1/4", Grade 5
71	GD30877	1	Hardened Spindle Washer
72	G10604	1	Spring Pin, 3/16" x 1 1/2"

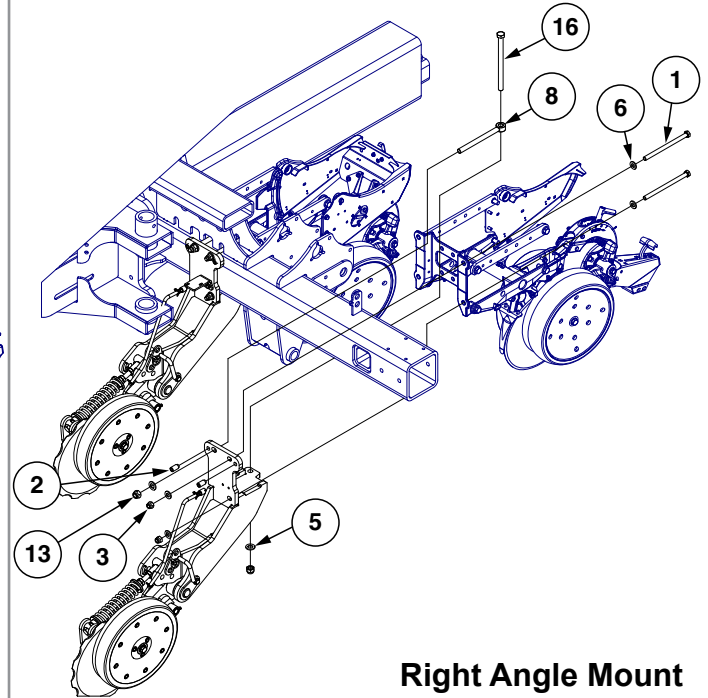


**This page left blank intentionally.**

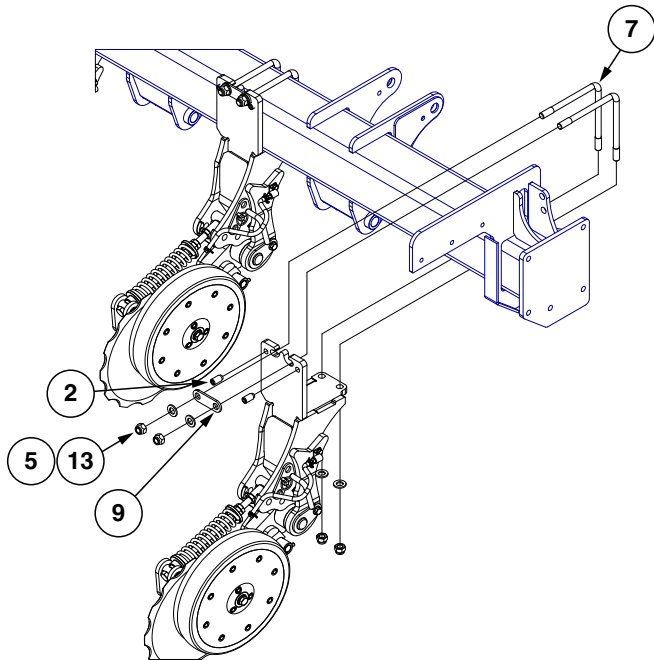
(A20858)



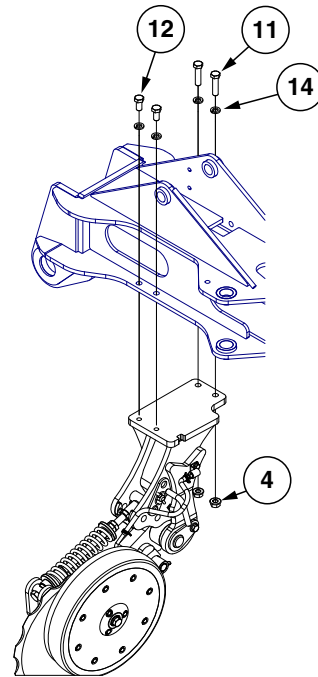
Extended Mount



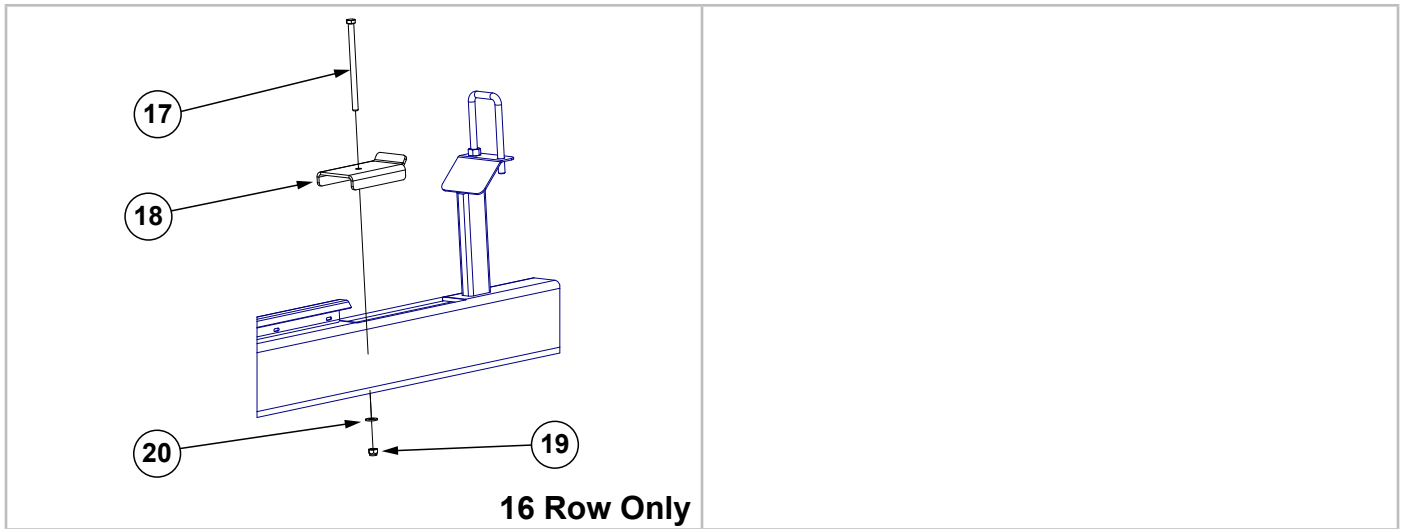
Right Angle Mount



Extended Mount

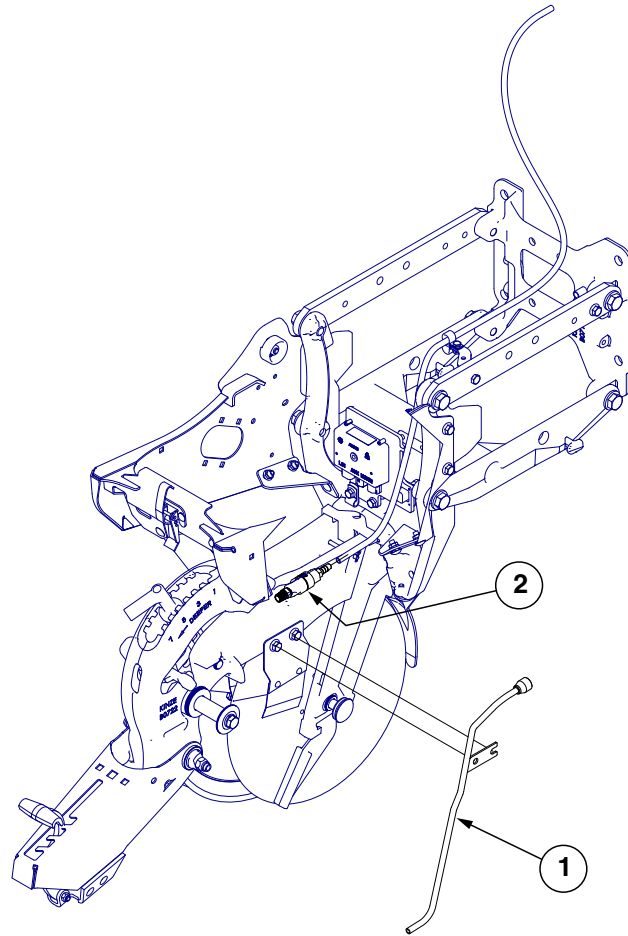


Flat Mount

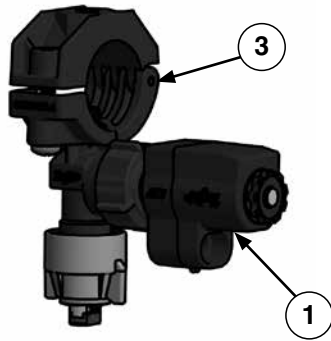


ITEM	PART NO.	QTY.	DESCRIPTION
1	G11997	-	Hex Head Cap Screw, 5/8"-11 x 10"
2	G11714	-	Set Screw, 3/4" - 10 x 1 1/2"
3	G11510	-	Locknut, 5/8"-11, Grade 8
4	G11415	-	Serrated Flange Nut, 5/8"-11
5	G11392	-	Flat Washer, 3/4" SAE
6	G11391	-	Flat Washer, 5/8" SAE
7	GD30700	-	L-Bolt, 3/4"-10 Both Ends, 9 1/2" x 9 1/2", Grade 5
8	GD29066	-	Eye Bolt, 3/4"-10 x 9 1/2"
9	GD29773	-	Retainer
10	GD29784	-	Interlock Bracket
11	G10009	-	Hex Head Cap Screw, 5/8"-11 x 2 1/2"
12	G10055	-	Hex Head Cap Screw, 5/8"-11 x 1 1/4"
13	G10112	-	Lock Nut, 3/4"-10
14	G10230	-	Lock Washer, 5/8"
15	G11123	-	Hex Serrated Flange Cap Screw, 3/8"-16 x 3/4"
16	G11236	-	Hex Head Cap Screw, 3/4"-10 x 10 1/2"
17	G10756	2	Hex Head Cap Screw, 3/8"-16 x 6"
18	GD32948	1	Hose Diverter
19	G10108	1	Lock Nut, 3/8"-16
20	G11387	1	Flat Washer, 3/8" SAE

(A18821a)

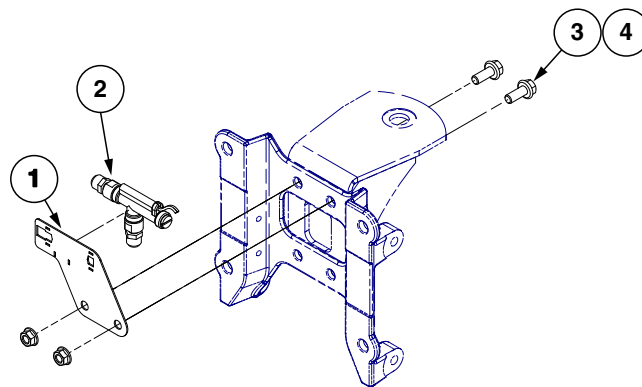


ITEM	PART NO.	QTY.	DESCRIPTION
1	GA18822	-	Liquid Fertilizer Tube
2	GA20584	-	Check Valve Assembly



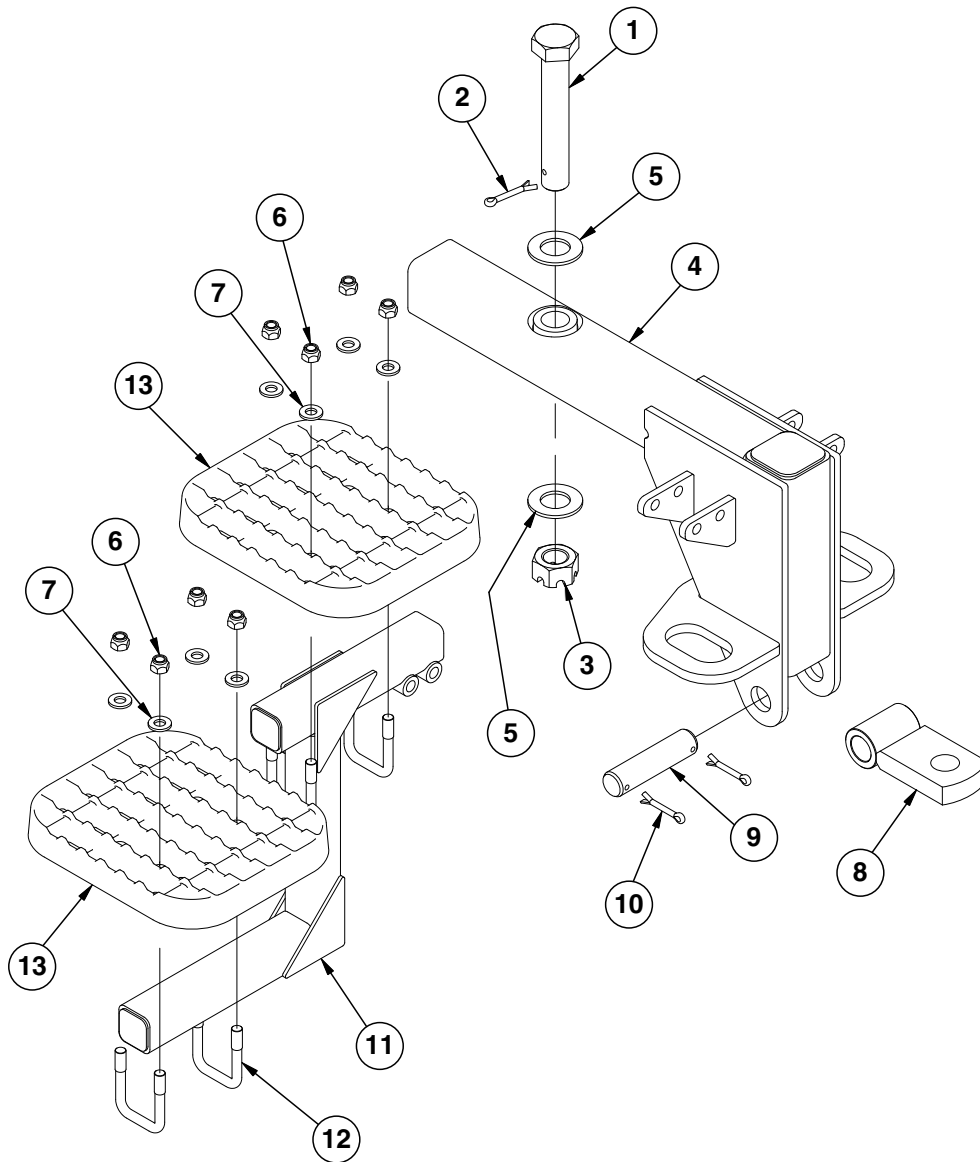
ITEM	PART NO.	QTY.	DESCRIPTION
1	GA20732	-	Fertilizer Shut Off
2	GA20731	-	Fertilizer Shut Off Cable
3	GA14810	-	Nozzle Body
A	GR2374	-	Seal Kit
B	GA20733	-	Fertilizer Shut Off Assembly (Items 1 and 2)

Fertilizer Flow Switch Package



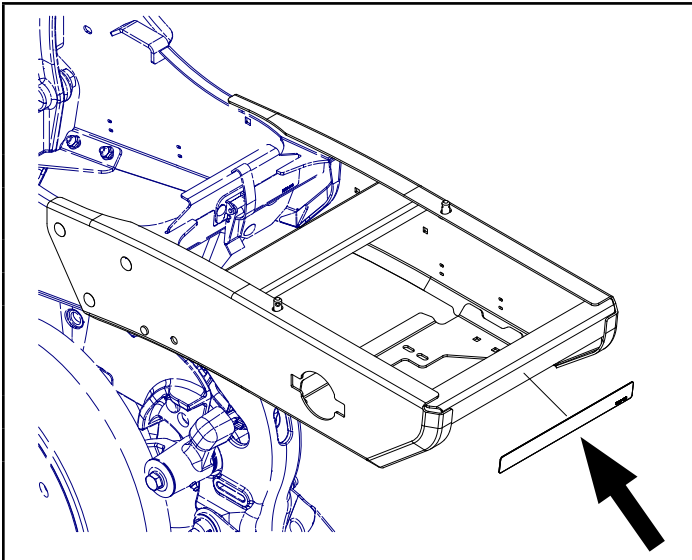
ITEM	PART NO.	QTY.	DESCRIPTION
1	GD26944	1	Flow Switch Bracket
2	GA14812	1	Flow Switch
3	G11271	2	Hex Socket Flange Cap Screw, 1/2"-13 x 1 1/4"
4	G10071	2	Serrated Flange Nut, 1/2"-13

(IP1440)



ITEM	PART NO.	QTY.	DESCRIPTION
1	GD15939	1	Hex Head Cap Screw, 1 1/4"-7 x 7 1/2"
2	G10460	1	Cotter Pin, 1/4" x 2"
3	G10506	1	Slotted Nut, 1 1/4"-7
4	GA19342	1	Trailer Hitch Mount
5	G11396	2	Flat Washer, 1 1/4" SAE
6	G10111	8	Lock Nut, 1/2"-13, Bulk Fill Only
7	G11389	8	Flat Washer, 1/2" Plated SAE, Bulk Fill Only
8	GA17480	1	Clevis
9	GD29104-01	1	Pin, 1 1/4" x 5"
10	G10460	2	Cotter Pin, 1/4" x 2"
11	GA17478	1	Step Mount, 12 Row and 16 Row
	GA19343	-	Step Mount, 24 Row
12	GD2721	4	U-Bolt, 2" x 2" x 1 1/2"-13, Bulk Fill Only
13	GB0315	2	Step, Bulk Fill Only

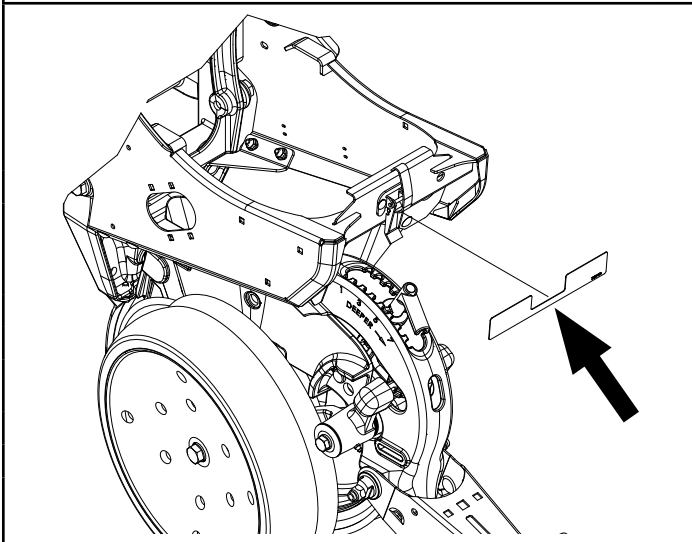
**This page left blank intentionally.**



Part No.: G7100-481  
 Description: Reflective Decal, Red, 1" x 9", Rectangular  
 Quantity: 2 (Outside-Center Row Units)

Part No.: G7100-482  
 Description: Reflective Decal, Amber, 1" x 9", Rectangular  
 Quantity: 1 Per Row (Located On The Granular Chemical Hopper Panel Of Every Other Row Unit Beginning On The R.H. Side Of The Planter)

Part No.: G7100-483  
 Description: Reflective Decal, Orange-Red, 1" x 9", Rectangular  
 Quantity: 2 (Inside-Center Row Units)



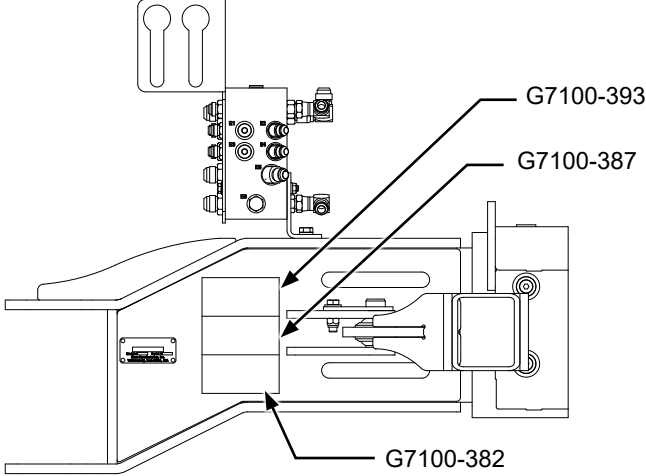


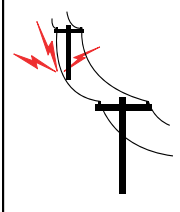

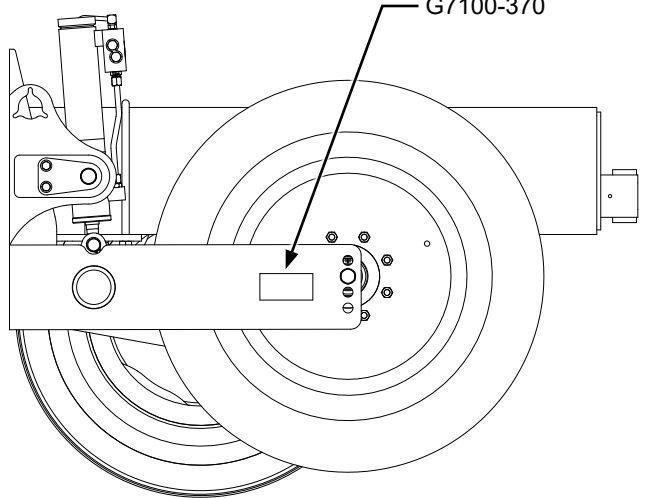
Part No.: G7100-474  
 Description: Reflective Decal, Amber, 1½" x 9", Die-Cut  
 Quantity: 1 Per Row (Located On The Hopper Support Of Every Other Row Unit Beginning On The R.H. Side Of The Planter)



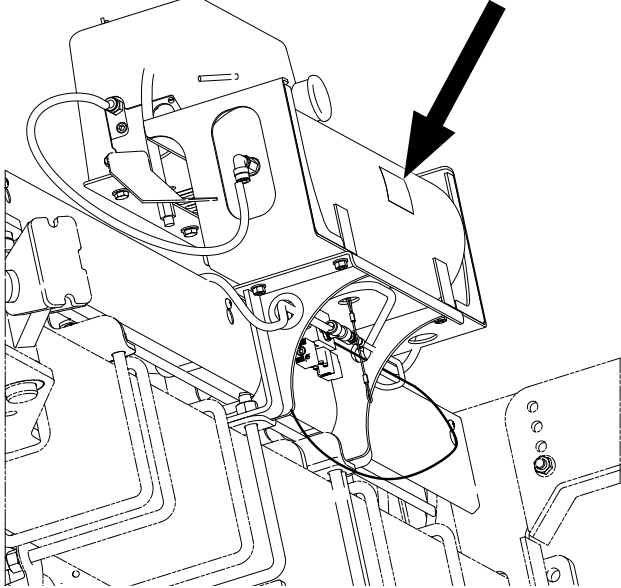
Part No.: G7100-476  
 Description: Reflective Decal, Orange, 1½" x 9", Die-Cut  
 Quantity: 2 (Inside-Center Row Units)

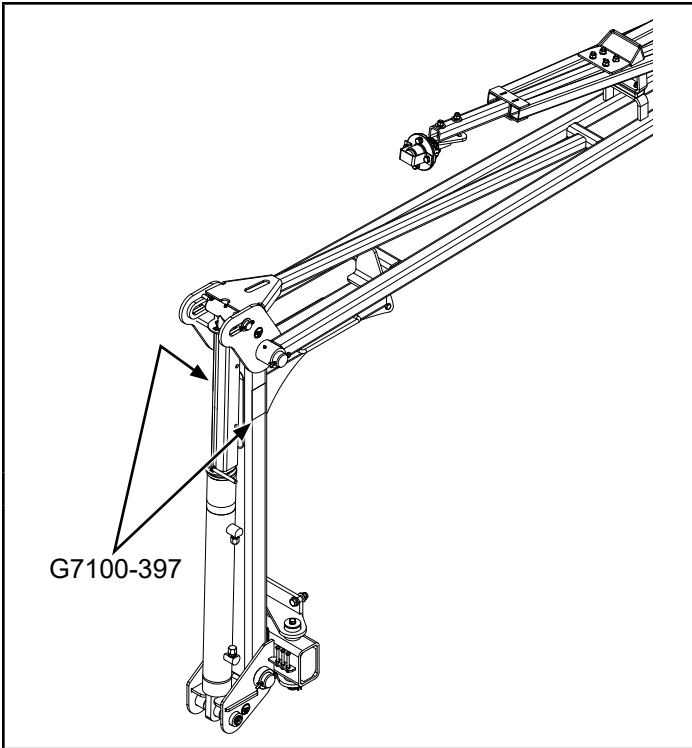
Part No.: G7100-477  
 Description: Reflective Decal, Red, 1½" x 9", Die-Cut  
 Quantity: 2 (Outside-Center Row Units)



	Part No.: GA15422 Description: Operator's Manual Canister Quantity: 1
	Part No.: G11166 Description: Hex Socket Flange Cap Screw, 1/4"-20 x 3/4" Quantity: 3
	Part No.: G11320 Description: Lock Nut, 1/4"-20, Grade B Quantity: 3
	Part No.: GD26912 Description: Operator Manual Mount Bracket Quantity: 3
	Part No.: G11389 Description: Flat Washer, 1/2" Plated SAE Quantity: 3
	Part No.: G10581 Description: Hex Head Cap Screw, 1/2"-13 x 2 1/4" Quantity: 3
	Part No.: G11389 Description: Flat Washer, 1/2" Plated SAE Quantity: 3
	Part No.: G10071 Description: Serrated Flange Nut, 1/2"-13 Quantity: 3
	Part No.: G10045301 Description: Kinze 4905 Decal Quantity: 2 (1 On Each Stub Wing)

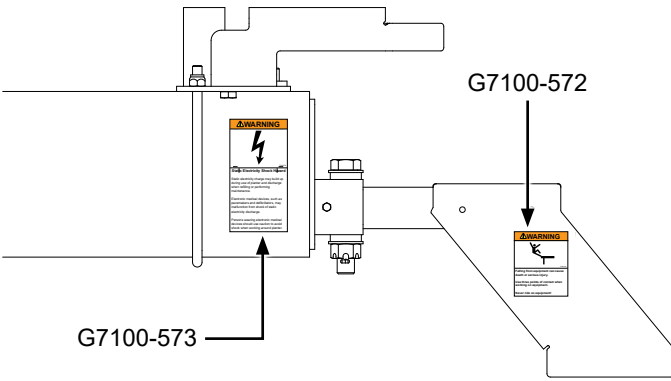

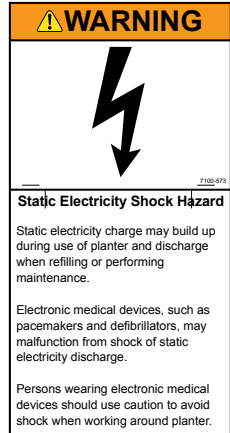


 <p>Diagram showing the location of parts G7100-393, G7100-387, and G7100-382 on a tractor component.</p>	 <p><b>WARNING</b> Loss of control can cause death or serious injury, or damage to property and equipment. Tow only with farm tractor weight rated and configured for this equipment. Use safety chains and transport as specified in the Operator and Parts Manual.</p>
<p>Part No.: G7100-393 Description: Decal, Warning Quantity: 1</p>	 <p><b>WARNING</b> Improper operation or servicing of this equipment can result in death or serious injury. Read and follow all instructions in the Operator and Parts Manual. Contact your Kinze dealer or go to <a href="http://www.kinze.com">www.kinze.com</a> to order a replacement manual.</p>
<p>Part No.: G7100-387 Description: Decal, Warning Quantity: 1</p>	 <p><b>DANGER</b> CONTACTING OR COMING CLOSE TO POWER LINES OR OTHER HIGH ENERGY SOURCES WILL CAUSE DEATH OR SERIOUS INJURY. Keep away from power lines or high energy sources at all times.</p>
<p>Part No.: G7100-382 Description: Decal, Danger Quantity: 1</p>	 <p><b>WARNING</b> Overinflation may cause explosive separation of tire and rim which could result in death or serious injury. Follow inflation specifications and maintenance instructions in the operator's manual.</p>
 <p>Diagram showing the location of part G7100-370 on a wheel module.</p>	<p>Part No.: G7100-370 Description: Decal, Warning Quantity: 2 (Outside Wheel Modules)</p>

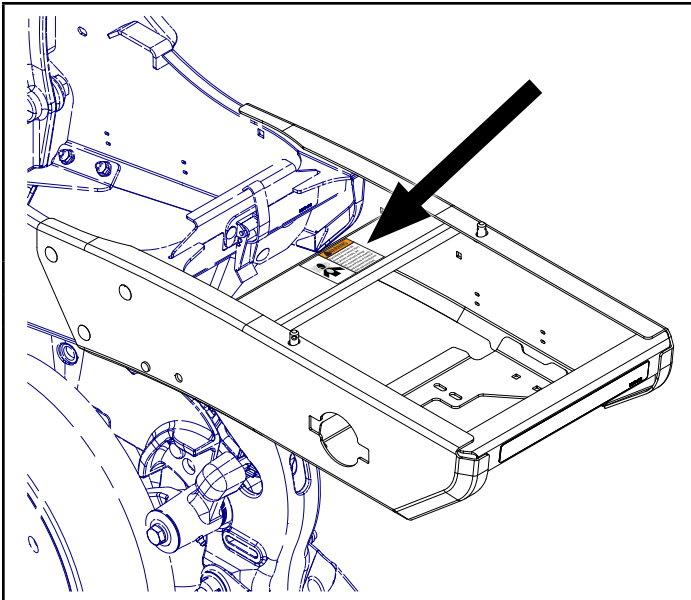
	<p>Part No.: G7100-116 Description: Decal, Grease Daily</p>
	<p>Part No.: G7100-110 Description: Decal, Grease Weekly</p>
	<div data-bbox="1003 730 1354 919" style="border: 2px solid black; padding: 5px; margin-bottom: 10px;"> <p>DRAIN MOISTURE FROM AIR TANK DAILY. DRAIN TANK COMPLETELY FOR STORAGE.</p> <p style="text-align: right; font-size: small;">7100-352</p> </div> <p>Part No.: G7100-352 Description: Decal, Tank Drain Quantity: 1 (Located In Center Of Air Tank)</p>




<p><b>WARNING</b></p> <p>7100-397</p>
<p>Row marker can lower at any time and could cause death or serious injury.</p> <p>Stay away from row markers!</p> <p>Install safety lockup device when not in use.</p>

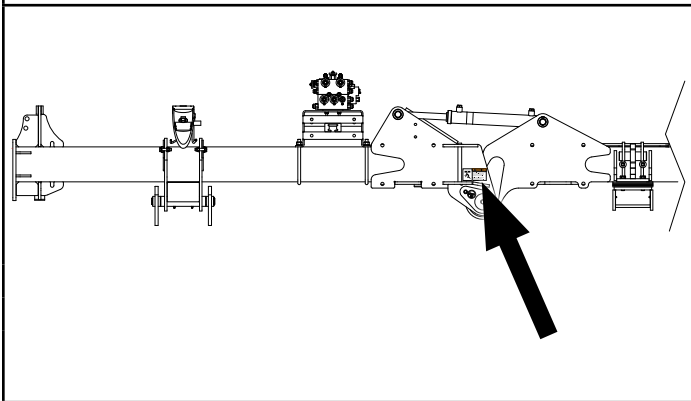
Part No.: G7100-397  
Description: Decal, Warning  
Quantity: 4 (2 Per Row Marker)

	 <p>Part No.: G7100-572 Description: Decal, Warning Quantity: 2 (1 On Each Side Of Stair)</p>
 <p>Part No.: G7100-573 Description: Decal, Warning Quantity: 1 (Located On Rear Of Hitch)</p>	 <p>Part No.: G7100-385 Description: Decal, Warning Quantity: Located On Safety Lockups</p>
	<p>Part No.: G7100-36 Description: SMV Sign Quantity: 1</p>



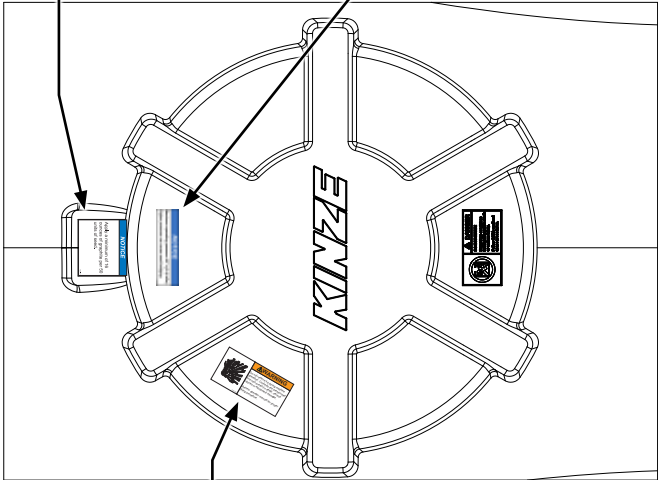
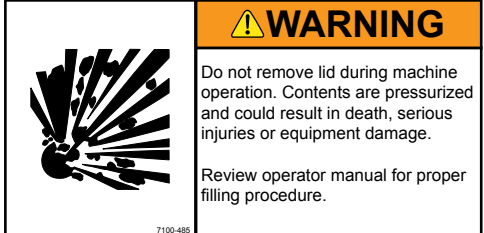
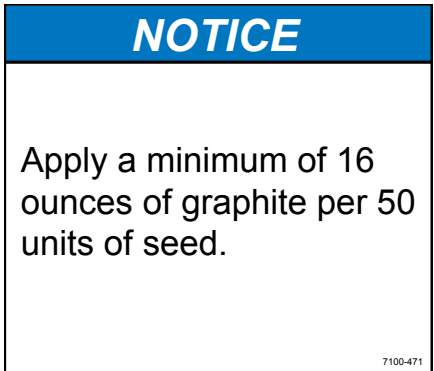


 <small>7100-381</small>	<b>⚠ WARNING</b>
	Agricultural chemicals can cause death or serious injury to persons, animals, and plants or seriously damage soil, equipment, and property. Read and follow all chemical and equipment manufacturer labels and instructions.

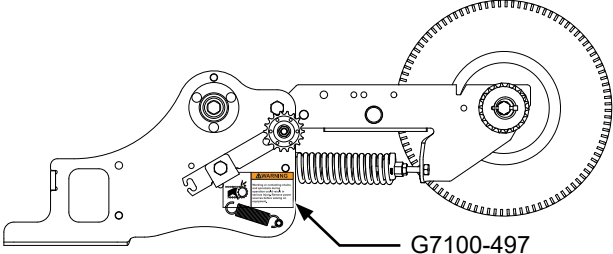



Part No.: G7100-381  
Description: Decal, Warning  
Quantity: 1 Per Row (Located on Each Granular Chemical Hopper Support)




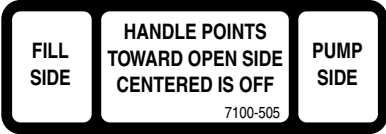
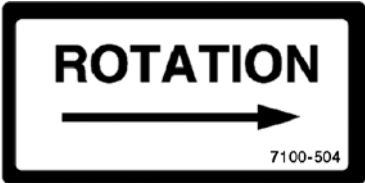



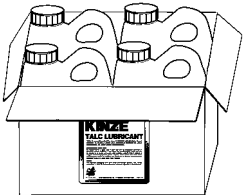

 <small>7100-385</small>	<b>⚠ WARNING</b>
	Uncontrolled machine movement can crush resulting in death, serious injury, or damage to property and equipment. Install safety lockup devices before working under or transporting this equipment.

Part No.: G7100-385  
Description: Decal, Warning  
Quantity: 2 (1 On Each Wing)

 <p>G7100-471</p> <p>G7100-376</p> <p>G7100-485</p>	 <p><b>WARNING</b></p> <p>Do not remove lid during machine operation. Contents are pressurized and could result in death, serious injuries or equipment damage.</p> <p>Review operator manual for proper filling procedure.</p> <p>7100-485</p>
<p>Part No.: G7100-485 Description: Decal, Warning Quantity: 2 (1 Per Tank Lid)</p>	 <p><b>NOTICE</b></p> <p>Apply a minimum of 16 ounces of graphite per 50 units of seed.</p> <p>7100-471</p>
<p>Part No.: G7100-471 Description: Decal, Notice Quantity: 2 (1 Per Tank Lid)</p>	 <p><b>NOTICE</b></p> <p>Maximum operating pressure 20'' H<sub>2</sub>O (5 kPa). Higher pressure can cause seed bridging.</p> <p>7100-376</p>
<p>Part No.: G7100-376 Description: Decal, Notice Quantity: 2 (1 Per Tank Lid)</p>	 <p><b>CAUTION</b></p> <p>Fan can start at any time. Operating fan can blow debris and has a high noise level.</p> <p>Always wear eye and hearing protection when working around fan.</p> <p>7100-392</p>
<p>Part No.: G7100-392 Description: Decal, Caution Quantity: 2 (1 Per Fan)</p>	

 <p style="text-align: right;">G7100-497</p>	<div style="display: flex; align-items: center;">  <div style="margin-left: 10px;"> <p><b>WARNING</b></p> <p>Working or contacting chains and sprockets during operation could result in serious injury. Remove power sources before working on equipment.</p> </div> </div>
<p>Part No.: G7100-497                  Description: Decal, Warning                  Quantity: 1 Per Wheel Module</p>	
<p>Part No.: G7100-484                  Description: Decal, American Flag                  Quantity: 1</p>	<div style="background-color: red; color: white; padding: 10px; border-radius: 10px;"> <p>Planter and Monitor software should be updated prior to use. Please check <a href="http://Kinze.com/Resources">Kinze.com/Resources</a> or with your local dealer for most recent updates.</p> <p style="text-align: right; font-size: small;">7100-527</p> </div>
<p>Part No.: G7100-527                  Description: Software Update Tag                  Quantity: 1</p>	
<p>Part No.: GD2984                  Description: Tie Strap, 34"</p>	<div style="border: 2px solid black; border-radius: 15px; padding: 10px; text-align: center;"> <p><b>TORQUE 5/8" SPINDLE BOLTS TO 120 FT/LBS. CHECK PERIODICALLY AND RE-TORQUE AS NEEDED.</b></p> <p style="font-size: x-small;">7100-234</p> </div>
<p>Part No.: GD1512                  Description: Tie Strap, 7½"</p>	<div style="border: 1px solid black; padding: 5px;"> <p>◆ENSURE O-RING(S) ARE IN PLACE ON M12 CONNECTOR(S) (ETHERNET)                  ◆ENSURE THAT M12 CONNECTOR(S) ARE TORQUED TO 0.7 Nm</p> <p style="text-align: right; font-size: x-small;">7100-616</p> </div>
<p>Part No.: GD2117                  Description: Tie Strap, 14½"</p>	<p>Part No.: G7100-234                  Description: Decal, Bolt Torque</p>
<p>Part No.: GD2984                  Description: Tie Strap, 34"</p>	<p>Part No.: G7100-616                  Description: Decal, IPN/IPR</p>



 <p><b>TECHNOLOGY USER AGREEMENT REMINDER:</b>          IN BREAKING THIS SEAL AND USING THIS PRODUCT, YOU ARE CONFIRMING THAT YOU WILL NOT USE THIS PRODUCT IN A MANNER INCONSISTENT WITH THE TERMS AND CONDITIONS FOUND IN THE "TECHNOLOGY USER AGREEMENT."  <small>7100-487</small></p>	<p>Part No.: G7100-487          Description: Technology User Agreement Reminder Decal          Quantity: 1</p>
 <p><b>FILL SIDE</b>      <b>HANDLE POINTS TOWARD OPEN SIDE CENTERED IS OFF</b>      <b>PUMP SIDE</b>  <small>7100-505</small></p>	<p>Part No.: G7100-505          Description: Pump Flow Valve Decal          Quantity: 1</p>
 <p><b>ROTATION</b>    <small>7100-504</small></p>	<p>Part No.: G7100-504          Description: Decal, Rotation</p>
 <p><b>KINZE</b>          AGRI-CULTURE GRAIN AND SEED  <b>SPRAY TOUCH-UP PAINT</b>          KINZE® BLUE</p>	<p>Part No.: GR2127MPP          Description: Blue Paint, Twelve Aerosol Cans</p>
 <p><b>ALUMINA</b>  <b>POWDERED GRAPHITE FLOW LUBRICANT</b></p>	<p>Part No.: GR0146MPP          Description: Powdered Graphite, Twenty-Four 1 Pound Containers          Part No.: GR2335          Description: Powdered Graphite, 40 Pound Container</p>
 <p><b>KINZE</b>  <b>TALC LUBRICANT</b></p>	<p>Part No.: GR1570MPP          Description: Talc Lubricant, Four 8 Pound Containers          Part No.: GR2334          Description: Talc Lubricant, 40 Pound Container</p>
	<p>Part No.: GR1842MPP          Description: Graphite Lubricant, Four 5 Pound Containers</p>

<p>Not Available</p>	<p>Part No.: GR2217 Description: Fluency Agent Seed Flow Additive, Four 4.4 Pound Pails</p>
	<p>Part No.: GR2240MPP Description: Talc/Graphite Blend (80 Talc/20 Graphite), Four 8 Pound Containers</p>
	<p>Part No.: GR2241MPP Description: Dispensing Cap, 10/Package</p>
	<p>Part No.: GM0307-01 Description: Operator Manual, Model 4900</p>
	<p>Part No.: GM0307-02 Description: Parts Manual, Model 4900</p>
	<p>Part No.: GPR1094 Description: Binder (Contact Kinze Parts To Order)</p>

**This page left blank intentionally.**

Part No.	Page	Part No.	Page	Part No.	Page	Part No.	Page
**D17151-02	P163	*A12936-170	P202	*A15081-36	P218	*A18672-38	P200
**D17151-02	P167	*A12936-180	P203	*A15081-38	P212	*A18672-40	P200
**D17151-12	P163	*A12936-180	P206	*A15081-38	P214	*A18672-48	P200
**D17151-12	P167	*A12936-180	P209	*A15081-38	P218	*A18675-28	P212
**D17151-15	P163	*A12936-216	P209	*A15081-38	P220	*A18675-28	P214
**D17151-15	P167	*A12936-224	P205	*A15092-36	P212	*A18675-28	P216
**D30421-12	P384	*A12936-313	P208	*A15092-36	P218	*A18676-42	P212
**D30421-12	P387	*A12990-120	P202	*A15096-37	P198	*A18683-37	P216
**D30421-12	P404	*A12991-170	P202	*A15096-52	P198	*A18686-125	P200
**D30421-125	P387	*A12991-220	P205	*A18629-136	P312	*A18686-150	P312
**D30421-125	P403	*A12991-313	P208	*A18629-160	P196	*A18686-184	P312
**D30421-125	P415	*A12992-115	P205	*A18629-172	P196	*A18686-288	P312
**D30421-18	P396	*A12992-115	P208	*A18629-196	P198	*A18686-30	P218
**D30421-18	P400	*A15024	P210	*A18629-207	P196	*A18686-58	P104
**D30421-18	P411	*A15024	P210	*A18629-216	P198	*A18688-43	P214
**D30421-7	P396	*A15027	P210	*A18629-228	P312	*A18692-98	P196
**D30421-7	P400	*A15032-136	P312	*A18629-248	P198	*A18692-98	P198
**D30421-7	P403	*A15032-160	P196	*A18629-250	P200	*A18692-98	P200
**D30421-7	P407	*A15032-206	P198	*A18629-296	P200	*A18692-98	P203
**D30421-7	P411	*A15032-228	P312	*A18629-306	P312	*A18692-98	P206
**D30421-7	P415	*A15032-306	P312	*A18629-350	P200	*A18692-98	P209
**D30421-75	P384	*A15032-382	P312	*A18629-382	P312	*A18692-98	P312
**D30421-75	P396	*A15032-51	P182	*A18629-516	P312	*A18693-98	P210
**D30421-75	P399	*A15032-51	P185	*A18629-92	P312	*A18696-40	P200
**D30421-75	P407	*A15032-51	P202	*A18630-180	P203	*A18697-30	P292
**D30421-75	P411	*A15032-51	P208	*A18630-180	P206	*A21530-260	P212
**D6279-03	P292	*A15032-516	P312	*A18630-180	P209	*A21530-260	P214
**D6279-03	P294	*A15032-62	P179	*A18630-188	P200	*A21530-394	P216
**GA19301	P255	*A15032-92	P312	*A18630-25	P196	*A21539-30	P216
*10044501	P242	*A15035-150	P196	*A18630-296	P200	*A21539-60	P212
*10070901	P233	*A15035-150	P198	*A18630-37	P196	*A21541-28	P214
*10071001	P231	*A15051	P210	*A18630-41	P198	*A21544-150	P312
*10071001	P233	*A15052	P210	*A18639	P198	*A21544-184	P312
*10089101	P232	*A15053	P210	*A18645-38	P218	*A21544-24	P203
*A1073	P282	*A15072-153	P216	*A18645-38	P292	*A21544-24	P206
*A1086	P104	*A15072-153	P222	*A18656	P210	*A21544-24	P209
*A1086	P202	*A15072-56	P203	*A18656	P210	*A21544-288	P312
*A1086	P205	*A15072-56	P206	*A18657	P210	*A21546-98	P312
*A1086	P208	*A15072-56	P209	*A18658	P210	*A21549-90	P210
*A11481-156	P203	*A15072-84	P216	*A18659	P210	*A21552-21	P292
*A11481-168	P206	*A15072-84	P222	*A18661	P210	*A21552-24	P218
*A11481-216	P209	*A15072-86	P214	*A18666-210	P212	*A21553-98	P196
*A11482-172	P202	*A15072-86	P220	*A18666-230	P214	*A21553-98	P198
*A11482-216	P205	*A15072-90	P212	*A18666-365	P216	*A21553-98	P200
*A11482-309	P208	*A15072-90	P212	*A18671-30	P203	*A21553-98	P203
*A12038	P214	*A15072-90	P214	*A18671-30	P206	*A21553-98	P206
*A12038	P216	*A15072-90	P218	*A18671-30	P209	*A21553-98	P209
*A12038	P220	*A15072-90	P220	*A18671-30	P212	*A24016	P225
*A12038	P222	*A15081-24	P216	*A18672-182	P202	*A24037	P226
*A12799	P198	*A15081-24	P222	*A18672-216	P205	*A24473	P223
*A12936-138	P206	*A15081-30	P214	*A18672-310	P208	*A25487-54	P203
*A12936-156	P203	*A15081-30	P220	*A18672-32	P200	*A25487-54	P206

# Numerical Index

M0307-02

Model 4905

Part No.	Page	Part No.	Page	Part No.	Page	Part No.	Page
*A25487-54	P209	*A25978-30	P196	*A7678-15	P216	*D12204	P225
*A25691-102	P196	*A25978-30	P198	*A7678-15	P218	*D12206	P224
*A25691-108	P198	*A25978-36	P196	*A7678-15	P220	*D12206	P238
*A25691-108	P200	*A26166	P244	*A7678-22	P296	*D12210	P223
*A25691-108	P205	*A26168	P224	*A7678-24	P296	*D12210	P232
*A25691-108	P208	*A26168	P232	*A7678-60	P296	*D12210	P244
*A25691-116	P196	*A26656-106	P202	*A7680-40	P212	*D12213	P223
*A25691-128	P198	*A26656-153	P216	*A7680-40	P214	*D12214	P223
*A25691-128	P205	*A26656-153	P222	*A7680-40	P216	*D12216	P242
*A25691-130	P196	*A26656-86	P214	*A7680-40	P218	*D12219	P242
*A25691-130	P202	*A26656-86	P220	*A7680-40	P220	*D12221	P226
*A25691-143	P202	*A26656-90	P212	*A7680-40	P222	*D12222	P226
*A25691-145	P198	*A26656-90	P212	*A7684-112	P205	*D12223	P227
*A25691-145	P205	*A26656-90	P214	*A7684-112	P208	*D12231	P224
*A25691-156	P203	*A26656-90	P218	*A7684-198	P196	*D12231	P232
*A25691-174	P202	*A26656-90	P220	*A7684-207	P198	*D12232	P224
*A25691-174	P206	*A26673	P255	*A7684-53	P196	*D12232	P232
*A25691-187	P200	*A26934-10†	P212	*A7684-53	P198	*D12235	P244
*A25691-187	P208	*A26942-42	P200	*A7685-15	P212	*D12236	P244
*A25691-211	P200	*A26943-18	P202	*A7685-15	P214	*D12237	P244
*A25691-211	P208	*A26943-18	P205	*A7685-15	P216	*D12239	P226
*A25691-214	P205	*A26943-20	P203	*A7685-15	P218	*D12240	P227
*A25691-220	P209	*A26943-20	P205	*A7685-15	P220	*D12240	P242
*A25691-308	P208	*A26943-23	P208	*A7685-15	P222	*D12242	P227
*A25691-76	P202	*A26943-236	P196	*A7685-20	P212	*D12243	P227
*A25692-30	P200	*A26943-236	P202	*A7685-20	P214	*D12245	P224
*A25692-30	P208	*A26943-300	P198	*A7685-20	P218	*D12251	P223
*A25692-37	P202	*A26943-300	P205	*A7685-20	P220	*D12251	P232
*A25692-37	P205	*A26943-386	P200	*A7686-33	P216	*D12251	P244
*A25692-52	P200	*A26943-386	P208	*A7686-33	P222	*D12252	P224
*A25692-52	P202	*A26946-74	P196	*A7689-268	P200	*D12252	P238
*A25692-52	P205	*A26946-74	P198	*A7693-76	P200	*D12253	P225
*A25692-52	P208	*A26946-90	P200	*A8213	P214	*D12255	P227
*A25692-58	P196	*A3180	P220	*A8213	P216	*D12255	P242
*A25692-61	P196	*A3180	P222	*D10207	P223	*D12263	P226
*A25692-90	P196	*A3180	P294	*D12003	P242	*D12263	P230
*A25692-90	P198	*A3180 †	P216	*D12012	P223	*D12264	P226
*A25694-24	P218	*A3180†	P214	*D12047	P225	*D12264	P230
*A25694-24	P292	*A7677-20	P216	*D12088	P224	*D12268	P231
*A25696-101	P205	*A7677-20	P222	*D12103	P224	*D12268	P233
*A25696-101	P208	*A7677-21	P212	*D12120	P226	*D12269	P231
*A25696-172	P202	*A7677-21	P214	*D12121	P226	*D12269	P233
*A25696-220	P205	*A7677-21	P216	*D12121	P230	*D12270	P231
*A25696-311	P208	*A7677-21	P218	*D12137	P226	*D12270	P233
*A25697-98	P202	*A7677-21	P220	*D12137	P230	*D12271	P231
*A25697-98	P205	*A7677-23	P216	*D12148	P227	*D12271	P233
*A25697-98	P208	*A7677-23	P222	*D12150	P244	*D12274	P231
*A25697-98	P391	*A7677-65	P216	*D12200	P225	*D12274	P232
*A25701-58	P203	*A7677-65	P222	*D12202	P225	*D12274	P233
*A25701-58	P206	*A7678-115	P202	*D12202	P235	*D17150-02	P163
*A25701-58	P209	*A7678-15	P212	*D12203	P225	*D17150-02	P167
*A25706-48	P212	*A7678-15	P214	*D12203	P235	*D17150-03	P163

Part No.	Page	Part No.	Page	Part No.	Page	Part No.	Page
*D17150-03	P167	*G10134301	P408	G10001	P68	G10003	P415
*D17150-09	P163	*G10136401	P399	G10001	P78	G10003	P422
*D17150-09	P167	*G10136401	P411	G10001	P78	G10004	P14
*D17150-16	P172	*G10147101	P403	G10001	P86	G10004	P30
*D17151-06	P324	*G10147101	P416	G10001	P94	G10004	P36
*D19250	P235	*G10147601	P403	G10001	P100	G10004	P50
*D19251	P235	*G10147601	P416	G10001	P101	G10004	P66
*D20990	P230	*GA18329	P399	G10001	P255	G10004	P80
*D21469	P242	*GA18329	P407	G10001	P262	G10004	P100
*D23387	P230	*GA18329	P411	G10001	P285	G10004	P101
*D23388	P230	*GA18330	P384	G10001	P292	G10004	P106
*D23389	P230	*GA18331	P399	G10001	P324	G10004	P108
*D23390	P230	*GA18331	P412	G10001	P330	G10004	P262
*D29649	P231	*GA18332	P387	G10001	P347	G10004	P282
*D29649	P233	*GA18332	P403	G10001	P353	G10004	P310
*D29649	P238	*GA18332	P416	G10001	P357	G10004	P318
*D30399	P232	*GA18333	P387	G10001	P360	G10004	P347
*D30432	P226	*GA18334	P387	G10001	P363	G10004	P360
*D30432	P242	*GA18334	P403	G10001	P366	G10004	P369
*D36495-102	P73	*GA18334	P416	G10001	P369	G10004	P372
*D36495-107	P71	*GA18335	P395	G10001	P378	G10004	P374
*D36495-108	P72	*GA18337	P384	G10001	P381	G10004	P378
*D36495-113	P75	*GA18456	P387	G10001	P384	G10004	P381
*D36495-120	P71	*GA18589	P384	G10001	P387	G10004	P384
*D36495-120	P74	*GA18589	P387	G10001	P396	G10004	P387
*D36495-122	P71	*R2281	P245	G10001	P400	G10004	P396
*D36495-123	P75	*R2283	P245	G10001	P404	G10004	P399
*D36495-138	P75	*R2300	P245	G10001	P407	G10004	P404
*D36495-150	P74	*R2301	P245	G10001	P411	G10004	P407
*D36495-150	P75	*R2302	P245	G10001	P415	G10004	P411
*D36495-22	P75	*R2303	P245	G10002	P38	G10004	P415
*D36495-26	P73	*R2304	P245	G10002	P96	G10004	P422
*D36495-26	P75	*R2305	P245	G10002	P98	G10004	P427
*D36495-28	P75	*R2307	P245	G10002	P170	G10005	P4
*D36495-30	P73	*R2308	P245	G10002	P292	G10005	P8
*D36495-34	P72	*R2309	P245	G10002	P294	G10005	P11
*D36495-34	P74	†R2365	P292	G10002	P348	G10005	P112
*D36495-35	P71	†R2365	P294	G10002	P378	G10006	P106
*D36495-37	P74	†R2366	P292	G10002701	P96	G10006	P178
*D36495-38	P72	†R2366	P294	G10002701	P98	G10006	P182
*D36495-84	P72	†R2367	P292	G10003	P68	G10006	P418
*D36495-84	P73	†R2367	P294	G10003	P100	G10007	P45
*D36495-87	P71	700-01260	P20	G10003	P116	G10007	P110
*D6279-05	P66	700-01340	P21	G10003	P181	G10007	P112
*D6279-05	P68	A14182	P225	G10003	P353	G10007	P126
*D6279-06	P326	A15032-51	P205	G10003	P357	G10007	P128
*D6279-07	P262	A17326	P244	G10003	P363	G10007	P130
*G10134101	P395	A17631	P167	G10003	P396	G10008	P152
*G10134101	P407	A18862	P224	G10003	P400	G10009	P120
*G10134201	P395	A21586	P226	G10003	P404	G10009	P122
*G10134201	P408	A8836	P223	G10003	P407	G10009	P430
*G10134301	P395	D30421-12	P415	G10003	P411	G10010	P12

# Numerical Index

M0307-02

Model 4905

Part No.	Page	Part No.	Page	Part No.	Page	Part No.	Page
G10010	P30	G10019401	P279	G10033	P181	G10039901	P124
G10010	P32	G10019401	P280	G10033	P185	G10040	P262
G10010	P108	G10020	P20	G10034001	P126	G10041	P285
G10010	P120	G10020	P96	G10034101	P120	G10041501	P66
G10012101	P312	G10020	P98	G10034901	P130	G10041501	P324
G10012201	P131	G10020	P172	G10035	P44	G10041701	P126
G10012301	P131	G10020	P243	G10035001	P134	G10041701	P128
G10013	P26	G10021	P20	G10035101	P134	G10042	P106
G10013101	P131	G10021	P248	G10035201	P124	G10042	P108
G10013201	P345	G10021	P252	G10035401	P130	G10042501	P130
G10014	P12	G10022	P20	G10035401	P191	G10042501	P242
G10014	P48	G10022401	P191	G10035501	P191	G10042601	P66
G10014	P178	G10022501	P191	G10035901	P6	G10042801	P242
G10014	P182	G10022601	P130	G10036	P27	G10042901	P242
G10014	P256	G10022601	P191	G10036	P152	G10043	P262
G10014	P296	G10023	P118	G10036201	P233	G10043	P294
G10014	P378	G10023	P158	G10036301	P136	G10043	P347
G10014	P381	G10023	P239	G10036301	P233	G10043	P350
G10014	P384	G10023	P345	G10037	P8	G10043001	P242
G10014	P387	G10023	P391	G10037	P66	G10043101	P242
G10014801	P301	G10025	P186	G10037	P78	G10043301	P242
G10014901	P301	G10025801	P256	G10037	P104	G10044801	P242
G10014901	P302	G10026	P30	G10037	P106	G10044901	P242
G10015001	P303	G10026	P100	G10037	P114	G10045	P86
G10015101	P301	G10026	P134	G10037	P120	G10045	P120
G10015101	P340	G10028601	P12	G10037	P330	G10045	P179
G10015101	P343	G10028701	P12	G10037	P353	G10045	P181
G10015201	P301	G10028801	P12	G10037	P360	G10045	P184
G10015201	P340	G10029	P114	G10037	P366	G10045	P188
G10015201	P343	G10029401	P134	G10037	P370	G10045101	P436
G10016	P116	G10029801	P96	G10037	P372	G10045301	P436
G10016	P126	G10030001	P268	G10037501	P233	G10045701	P242
G10016	P128	G10030101	P278	G10038	P8	G10046301	P242
G10016	P130	G10030201	P269	G10038	P182	G10046401	P235
G10016	P134	G10030301	P301	G10038	P378	G10046401	P242
G10016	P136	G10030401	P134	G10038	P384	G10046601	P242
G10016001	P80	G10030501	P134	G10038801	P136	G10047	P110
G10016201	P80	G10031	P12	G10039	P27	G10047	P179
G10017	P48	G10031	P391	G10039	P114	G10047101	P128
G10017	P78	G10031001	P248	G10039	P116	G10047201	P130
G10017	P114	G10031001	P250	G10039	P160	G10047201	P239
G10017	P116	G10031201	P303	G10039	P353	G10048	P160
G10017	P144	G10031301	P301	G10039	P357	G10048	P179
G10017	P152	G10031301	P302	G10039	P363	G10048	P182
G10017	P381	G10031401	P136	G10039	P378	G10048	P396
G10017	P387	G10031501	P136	G10039	P384	G10048	P400
G10017201	P94	G10032	P32	G10039001	P116	G10048	P404
G10017301	P94	G10032201	P134	G10039101	P116	G10048701	P239
G10018801	P11	G10032301	P124	G10039301	P248	G10049	P14
G10019	P12	G10032601	P114	G10039301	P250	G10049	P100
G10019	P188	G10032701	P114	G10039401	P136	G10049	P130
G10019	P317	G10033	P86	G10039701	P120	G10049	P155

Part No.	Page	Part No.	Page	Part No.	Page	Part No.	Page
G10049	P179	G10061701	P128	G10071	P363	G10087	P230
G10049001	P310	G10061701	P236	G10071	P367	G10087001	P264
G10049101	P239	G10062	P146	G10071	P370	G10087601	P271
G10049201	P243	G10062	P148	G10071	P378	G10088001	P264
G10049501	P332	G10062701	P68	G10071	P381	G10088301	P50
G10049501	P340	G10063	P66	G10071	P384	G10088701	P118
G10049501	P343	G10063	P68	G10071	P387	G10088801	P118
G10049801	P120	G10063	P407	G10071	P432	G10088901	P232
G10049801	P122	G10063	P411	G10071	P436	G10089001	P232
G10050	P116	G10063	P415	G10071201	P231	G10089201	P232
G10050101	P122	G10063801	P68	G10071201	P233	G10089301	P134
G10051001	P234	G10064	P26	G10071601	P134	G10089301	P232
G10051001	P236	G10064	P154	G10071601	P231	G10089801	P261
G10051001	P310	G10064	P318	G10071901	P253	G10090201	P248
G10051801	P116	G10064	P318	G10072	P140	G10090201	P250
G10051801	P230	G10064	P347	G10072	P142	G10090201	P252
G10051901	P116	G10064	P391	G10072	P146	G10090301	P248
G10051901	P230	G10064901	P68	G10072	P148	G10090301	P250
G10052001	P230	G10065001	P68	G10072301	P176	G10090301	P252
G10052101	P230	G10066501	P68	G10072701	P106	G10090401	P11
G10053	P45	G10066801	P176	G10073101	P126	G10090701	P248
G10053801	P270	G10066801	P253	G10073101	P235	G10090701	P250
G10053801	P272	G10066901	P176	G10073201	P235	G10090701	P252
G10054001	P130	G10066901	P253	G10073401	P235	G10091401	P252
G10055	P430	G10067501	P66	G10073501	P235	G10091501	P252
G10055001	P238	G10068201	P66	G10073701	P235	G10091601	P252
G10055501	P238	G10068601	P114	G10075001	P70	G10091701	P301
G10055601	P238	G10069401	P80	G10075301	P68	G10091701	P340
G10056401	P116	G10070201	P253	G10075901	P175	G10091701	P343
G10057101	P244	G10070301	P253	G10076001	P175	G10092001	P208
G10057201	P208	G10070801	P231	G10076301	P395	G10092001	P252
G10057501	P84	G10070901	P231	G10076301	P399	G10092101	P208
G10057701	P86	G10071	P8	G10076301	P407	G10092101	P252
G10058	P122	G10071	P45	G10076301	P411	G10092201	P208
G10058501	P128	G10071	P48	G10076301	P416	G10092201	P252
G10058501	P238	G10071	P86	G10076601	P242	G10092301	P252
G10058601	P238	G10071	P118	G10076701	P242	G10092401	P252
G10058701	P238	G10071	P134	G10080101	P202	G10093401	P232
G10058801	P238	G10071	P136	G10080101	P205	G10093501	P231
G10059101	P227	G10071	P144	G10080101	P208	G10093501	P233
G10059201	P227	G10071	P160	G10080201	P202	G10093601	P238
G10059701	P114	G10071	P248	G10080201	P205	G10094501	P242
G10059701	P227	G10071	P250	G10080201	P208	G10094601	P231
G10059801	P114	G10071	P252	G10080501	P262	G10095101	P239
G10059801	P227	G10071	P255	G10080901	P50	G10095102	P234
G10060301	P56	G10071	P285	G10083401	P50	G10095102	P236
G10060901	P340	G10071	P296	G10084301	P50	G10095201	P232
G10060901	P343	G10071	P330	G10085701	P14	G10095401	P232
G10060902	P340	G10071	P347	G10085701	P50	G10095701	P232
G10060902	P343	G10071	P353	G10086601	P264	G10095801	P233
G10061	P252	G10071	P357	G10086801	P78	G10096	P354
G10061201	P238	G10071	P360	G10086901	P264	G10096	P358



# Numerical Index

M0307-02

Model 4905

Part No.	Page	Part No.	Page	Part No.	Page	Part No.	Page
G10096	P360	G10103201	P126	G10106901	P66	G10108	P181
G10096	P363	G10103201	P234	G10107	P6	G10108	P184
G10096	P366	G10103301	P234	G10107	P26	G10108	P186
G10096	P369	G10103401	P265	G10107	P27	G10108	P252
G10096	P372	G10103501	P78	G10107	P110	G10108	P256
G10096	P374	G10104	P152	G10107	P120	G10108	P256
G10098001	P267	G10104	P175	G10107	P120	G10108	P262
G10098001	P281	G10104	P176	G10107	P120	G10108	P262
G10098201	P271	G10104	P250	G10107	P122	G10108	P282
G10098301	P262	G10104	P266	G10107	P138	G10108	P292
G10098401	P262	G10104	P330	G10107	P144	G10108	P310
G10098601	P238	G10104	P347	G10107	P152	G10108	P318
G10099	P34	G10104	P374	G10107	P163	G10108	P318
G10099	P36	G10104	P381	G10107	P167	G10108	P324
G10099001	P236	G10104	P387	G10107	P178	G10108	P347
G10099101	P236	G10104	P404	G10107	P182	G10108	P348
G10099101	P310	G10104	P415	G10107	P186	G10108	P353
G10100701	P267	G10105	P179	G10107	P210	G10108	P357
G10101	P26	G10105	P182	G10107	P216	G10108	P360
G10101	P68	G10105	P256	G10107	P312	G10108	P364
G10101	P158	G10105	P353	G10107	P418	G10108	P366
G10101	P310	G10105	P357	G10107001	P66	G10108	P369
G10101	P319	G10105	P363	G10108	P7	G10108	P378
G10101	P350	G10105	P427	G10108	P10	G10108	P381
G10101	P374	G10105301	P265	G10108	P34	G10108	P384
G10101	P384	G10105401	P265	G10108	P36	G10108	P387
G10101	P422	G10105501	P265	G10108	P44	G10108	P396
G10101201	P78	G10105601	P205	G10108	P66	G10108	P400
G10101501	P404	G10105601	P250	G10108	P68	G10108	P403
G10101501	P416	G10105701	P205	G10108	P78	G10108	P407
G10101601	P404	G10105701	P250	G10108	P80	G10108	P411
G10101601	P416	G10105801	P250	G10108	P84	G10108	P415
G10101701	P417	G10105901	P250	G10108	P96	G10108	P422
G10101901	P395	G10106	P66	G10108	P98	G10108	P422
G10101901	P399	G10106	P178	G10108	P100	G10108	P430
G10101901	P404	G10106	P182	G10108	P101	G10108302	P62
G10102	P32	G10106	P186	G10108	P101	G10108501	P66
G10102	P66	G10106	P317	G10108	P101	G10108501	P68
G10102	P78	G10106	P354	G10108	P110	G10108601	P66
G10102	P120	G10106	P357	G10108	P138	G10108901	P66
G10102	P179	G10106	P360	G10108	P144	G10109	P12
G10102	P181	G10106	P363	G10108	P146	G10109	P26
G10102	P184	G10106	P367	G10108	P148	G10109	P30
G10102	P188	G10106	P370	G10108	P150	G10109	P32
G10102	P188	G10106001	P202	G10108	P154	G10109	P66
G10102	P384	G10106001	P205	G10108	P155	G10109	P68
G10102	P387	G10106301	P209	G10108	P160	G10109	P130
G10102301	P70	G10106401	P209	G10108	P175	G10109	P140
G10103	P158	G10106501	P209	G10108	P175	G10109	P142
G10103	P158	G10106601	P209	G10108	P175	G10109	P146
G10103101	P234	G10106701	P209	G10108	P175	G10109	P148
G10103101	P310	G10106801	P209	G10108	P179	G10109	P160

Part No.	Page	Part No.	Page	Part No.	Page	Part No.	Page
G10109	P172	G10111	P116	G10114001	P255	G10135401	P361
G10109	P188	G10111	P116	G10114501	P200	G10135401	P363
G10109	P262	G10111	P116	G10115001	P248	G10135401	P366
G10109	P391	G10111	P120	G10115101	P248	G10135401	P369
G10109	P396	G10111	P124	G10115201	P248	G10135501	P282
G10109	P400	G10111	P126	G10115301	P248	G10135701	P395
G10109	P404	G10111	P128	G10115801	P196	G10135701	P399
G10109	P407	G10111	P130	G10115801	P198	G10135701	P404
G10109	P411	G10111	P130	G10115801	P200	G10135701	P407
G10109	P415	G10111	P134	G10116101	P116	G10135701	P411
G10109601	P269	G10111	P136	G10116201	P116	G10135701	P415
G10109701	P269	G10111	P176	G10118	P112	G10139801	P252
G10109801	P269	G10111	P181	G10120301	P252	G10139901	P252
G10110	P34	G10111	P184	G10122301	P4	G10140001	P252
G10110	P36	G10111	P193	G10124801	P238	G10140101	P252
G10110	P118	G10111	P248	G10126701	P235	G10141401	P202
G10110	P154	G10111	P250	G10128	P152	G10141401	P248
G10110	P170	G10111	P252	G10128401	P86	G10141501	P202
G10110	P178	G10111	P378	G10128801	P202	G10141501	P248
G10110	P182	G10111	P384	G10128801	P205	G10141801	P202
G10110	P185	G10111	P395	G10128801	P208	G10141801	P205
G10110	P188	G10111	P399	G10128801	P257	G10141901	P6
G10110	P214	G10111	P403	G10128901	P202	G10141901	P185
G10110	P216	G10111	P408	G10128901	P205	G10142501	P184
G10110	P248	G10111	P412	G10128901	P208	G10142701	P341
G10110	P248	G10111	P415	G10128901	P256	G10142701	P391
G10110	P250	G10111	P427	G10129001	P202	G10142801	P202
G10110	P252	G10111	P433	G10129001	P205	G10142801	P205
G10110	P262	G10111001	P257	G10129001	P208	G10142901	P202
G10110	P292	G10112	P100	G10129001	P256	G10142901	P205
G10110	P294	G10112	P114	G10129301	P257	G10143201	P202
G10110	P296	G10112	P116	G10129701	P114	G10143201	P248
G10110	P330	G10112	P120	G10129801	P114	G10146801	P163
G10110	P380	G10112	P122	G10130201	P120	G10147701	P419
G10110	P384	G10112	P122	G10130801	P235	G10148201	P108
G10110	P387	G10112	P256	G10130901	P235	G10151201	P78
G10110	P396	G10112	P317	G10131	P150	G10151201	P78
G10110	P399	G10112	P360	G10132501	P86	G10152001	P78
G10110	P403	G10112	P366	G10133	P26	G10153101	P60
G10110	P407	G10112	P369	G10133	P30	G10156901	P60
G10110	P411	G10112	P372	G10133	P32	G10157	P106
G10110	P415	G10112	P374	G10133	P312	G10157	P106
G10110	P417	G10112	P430	G10133	P317	G10157	P108
G10111	P26	G10113201	P272	G10133801	P366	G10157	P108
G10111	P27	G10113401	P205	G10134801	P395	G10157	P110
G10111	P32	G10113401	P250	G10134801	P399	G10157001	P391
G10111	P66	G10113601	P202	G10134801	P403	G10157801	P306
G10111	P68	G10113601	P205	G10134801	P407	G10158101	P306
G10111	P78	G10113701	P203	G10134801	P411	G10159	P114
G10111	P80	G10113701	P206	G10134801	P415	G10159	P116
G10111	P114	G10113801	P250	G10135401	P353	G10159	P126
G10111	P114	G10113901	P250	G10135401	P357	G10159	P134

# Numerical Index

M0307-02

Model 4905

Part No.	Page	Part No.	Page	Part No.	Page	Part No.	Page
G10159	P134	G10192301	P262	G10210	P160	G10228	P387
G10159	P136	G10192401	P262	G10210	P179	G10229	P26
G10159	P179	G10192901	P261	G10210	P181	G10229	P30
G10159	P182	G10193001	P261	G10210	P186	G10229	P38
G10159	P185	G10195601	P185	G10210	P262	G10229	P68
G10162	P70	G10195701	P185	G10210	P262	G10229	P78
G10162	P82	G10195801	P185	G10210	P330	G10229	P130
G10163901	P70	G10197301	P348	G10210	P348	G10229	P149
G10164001	P70	G10197701	P348	G10210	P348	G10229	P158
G10164001	P82	G10199801	P64	G10211901	P340	G10229	P160
G10164101	P82	G10200101	P303	G10211901	P343	G10229	P160
G10167301	P292	G10200101	P340	G10213401	P330	G10229	P319
G10167701	P66	G10200101	P343	G10213501	P58	G10229	P330
G10168	P179	G10200101	P343	G10213502	P51	G10229	P347
G10168	P181	G10200201	P340	G10213502	P343	G10229	P350
G10168	P184	G10200201	P344	G10213502	P343	G10229	P350
G10168	P188	G10200201	P344	G10213601	P50	G10229	P374
G10168	P188	G10200203	P340	G10213601	P343	G10229	P422
G10169001	P306	G10200203	P344	G10213602	P50	G10230	P12
G10169501	P255	G10200301	P262	G10213602	P343	G10230	P26
G10169501	P258	G10200301	P340	G10216	P12	G10230	P44
G10169601	P279	G10200301	P344	G10217	P330	G10230	P106
G10169601	P280	G10200401	P303	G10218	P179	G10230	P108
G10169701	P270	G10200401	P343	G10218	P182	G10230	P112
G10171	P34	G10200901	P317	G10219	P163	G10230	P126
G10171	P36	G10201	P10	G10219	P167	G10230	P175
G10172	P372	G10201	P34	G10219	P167	G10230	P175
G10172	P374	G10201	P86	G10219	P347	G10230	P176
G10176304	P340	G10201	P154	G10219	P347	G10230	P176
G10176304	P343	G10201004	P64	G10219	P350	G10230	P250
G10176305	P340	G10201401	P262	G10219001	P130	G10230	P266
G10176305	P343	G10201501	P78	G10220101	P262	G10230	P330
G10176901	P50	G10202501	P264	G10221701	P264	G10230	P347
G10177	P266	G10203604	P243	G10227	P70	G10230	P374
G10177501	P58	G10204	P11	G10227	P82	G10230	P381
G10177601	P58	G10204	P427	G10227	P150	G10230	P387
G10177701	P58	G10204001	P262	G10227	P158	G10230	P404
G10179204	P340	G10204001	P262	G10227	P158	G10230	P415
G10179204	P343	G10204601	P261	G10227	P158	G10230	P427
G10179205	P340	G10204701	P261	G10228	P8	G10230	P430
G10179205	P343	G10204801	P262	G10228	P8	G10230001	P381
G10179206	P256	G10204901	P262	G10228	P12	G10230701	P56
G10181201	P60	G10206401	P66	G10228	P32	G10231	P134
G10186401	P208	G10208201	P56	G10228	P78	G10231	P353
G10186501	P208	G10208301	P56	G10228	P104	G10231	P357
G10188101	P163	G10208401	P60	G10228	P106	G10231	P363
G10188101	P167	G10209	P14	G10228	P138	G10232	P231
G10188101	P340	G10209	P131	G10228	P144	G10232	P232
G10188101	P343	G10209	P150	G10228	P178	G10232	P233
G10192101	P310	G10209001	P340	G10228	P181	G10232	P235
G10192101	P314	G10209001	P343	G10228	P181	G10232	P242
G10192201	P261	G10209003	P302	G10228	P188	G10232	P262
		G10210	P82	G10228	P188	G10232	P317
		G10210	P110	G10228	P188	G10232	P354
		G10210	P149	G10228	P353	G10232	P357
				G10228	P384	G10232	P360

Part No.	Page	Part No.	Page	Part No.	Page	Part No.	Page
G10232	P363	G10263101	P340	G10302301	P363	G10325	P34
G10232	P367	G10263101	P343	G10302502	P84	G10325	P84
G10232	P370	G10265601	P50	G10302503	P84	G10325	P96
G10232	P284	G10265901	P340	G10302601	P353	G10325	P98
G10233	P138	G10265901	P343	G10303	P7	G10325	P150
G10233	P140	G10266001	P340	G10303	P32	G10327701	P350
G10233	P142	G10266001	P343	G10303	P140	G10329901	P66
G10233	P144	G10266101	P343	G10303	P142	G10330	P104
G10233	P146	G10266201	P340	G10303	P146	G10330	P106
G10233	P148	G10266201	P343	G10303	P148	G10330	P112
G10233	P150	G10266301	P340	G10303	P152	G10330	P126
G10233	P153	G10266301	P343	G10303	P153	G10330	P128
G10233	P160	G10266401	P343	G10303	P160	G10330	P130
G10233	P312	G10266501	P21	G10304	P347	G10330	P136
G10235	P152	G10266901	P341	G10305	P80	G10330001	P66
G10235	P418	G10266901	P343	G10305	P100	G10330101	P66
G10235	P427	G10267101	P98	G10305	P175	G10330201	P66
G10237801	P179	G10269201	P340	G10305	P318	G10336	P185
G10242401	P98	G10269201	P343	G10306	P160	G10338	P10
G10242601	P98	G10269201	P350	G10306	P378	G10340401	P312
G10242801	P98	G10269501	P278	G10306	P381	G10342501	P354
G10242801	P341	G10273001	P185	G10306	P384	G10344	P163
G10242801	P343	G10278	P378	G10306	P387	G10344	P167
G10243	P38	G10278	P381	G10306	P422	G10344	P347
G10243	P140	G10278	P396	G10306101	P200	G10345	P150
G10243	P160	G10278	P400	G10306201	P279	G10348	P118
G10243001	P345	G10278	P404	G10306301	P279	G10348	P120
G10245501	P322	G10278	P407	G10306501	P66	G10350	P424
G10247101	P341	G10278	P411	G10307	P175	G10361	P130
G10247101	P344	G10278	P415	G10308	P26	G10362	P136
G10251	P98	G10279	P380	G10308	P176	G10364701	P317
G10252	P243	G10279	P419	G10308	P253	G10366201	P56
G10252	P347	G10286101	P98	G10308	P310	G10368601	P358
G10253	P158	G10291901	P341	G10310	P10	G10368601	P363
G10253101	P324	G10291901	P343	G10310	P34	G10374	P114
G10254701	P320	G10291901	P348	G10310	P36	G10374	P116
G10254801	P320	G10292601	P340	G10312	P7	G10374	P158
G10254901	P320	G10292601	P343	G10312	P34	G10374501	P350
G10255601	P357	G10292601	P348	G10312	P36	G10375101	P350
G10256201	P353	G10297	P354	G10312	P66	G10375201	P350
G10257	P38	G10297	P358	G10312	P140	G10375601	P350
G10257	P158	G10297	P360	G10312	P142	G10379701	P408
G10259401	P114	G10297	P363	G10312	P146	G10379701	P412
G10259401	P116	G10297	P366	G10312	P148	G10379701	P416
G10259401	P202	G10297	P370	G10312	P248	G10384001	P354
G10259401	P205	G10297	P372	G10312	P250	G10388401	P353
G10259401	P244	G10297	P375	G10318901	P255	G10389301	P341
G10260	P42	G10299601	P16	G10320401	P62	G10389301	P344
G10260801	P114	G10301	P80	G10323	P20	G10392	P120
G10260901	P116	G10301201	P94	G10323601	P347	G10396	P106
G10261	P42	G10301401	P94	G10323801	P363	G10396601	P262
G10263101	P262	G10302202	P262	G10324	P223	G10396701	P262

# Numerical Index

M0307-02

Model 4905

Part No.	Page	Part No.	Page	Part No.	Page	Part No.	Page
G10396801	P262	G10460	P130	G10485702	P354	G10544	P182
G10397801	P12	G10460	P134	G10485702	P358	G10544	P185
G10399501	P262	G10460	P134	G10485703	P364	G10544	P188
G10401	P20	G10460	P136	G10487301	P358	G10546	P39
G10402701	P4	G10460	P138	G10487401	P354	G10546	P158
G10405	P160	G10460	P144	G10489701	P354	G10552	P378
G10409301	P178	G10460	P178	G10489701	P358	G10552	P381
G10409401	P178	G10460	P181	G10491101	P354	G10552	P384
G10416001	P255	G10460	P185	G10491101	P358	G10552	P387
G10418	P122	G10460	P433	G10491801	P364	G10560	P146
G10418	P193	G10460	P433	G10492701	P354	G10560	P148
G10418	P378	G10461	P181	G10492701	P358	G10560	P179
G10418	P384	G10461	P184	G10492701	P364	G10564	P48
G10418801	P50	G10462201	P262	G10495101	P94	G10564001	P407
G10422501	P306	G10463	P150	G10495103	P94	G10564001	P411
G10425401	P56	G10463	P179	G10496	P150	G10564001	P415
G10425501	P56	G10463501	P262	G10496	P150	G10565	P150
G10425701	P56	G10463601	P261	G10496	P158	G10567	P4
G10428901	P314	G10463701	P262	G10497	P100	G10567	P39
G10429001	P51	G10463701	P262	G10497	P150	G10568101	P278
G10429001	P62	G10463801	P262	G10497	P158	G10570	P39
G10429101	P20	G10463901	P261	G10497	P158	G10574	P176
G10429301	P20	G10464001	P262	G10497	P384	G10574	P248
G10434901	P262	G10468	P186	G10497	P387	G10574	P250
G10435001	P262	G10470	P20	G10497	P400	G10574	P347
G10435201	P262	G10475	P16	G10497	P404	G10574	P395
G10438	P106	G10475	P21	G10499801	P264	G10574	P399
G10438	P108	G10475701	P4	G10500	P20	G10574	P408
G10439801	P256	G10477	P372	G10501	P48	G10574	P412
G10448	P126	G10477	P374	G10501	P152	G10574	P412
G10448	P128	G10477101	P256	G10501	P153	G10581	P134
G10448	P130	G10477201	P256	G10501	P427	G10581	P136
G10448	P136	G10478101	P21	G10503	P30	G10581	P185
G10450	P108	G10480801	P184	G10503	P32	G10581	P436
G10450	P128	G10481001	P185	G10503	P140	G10584701	P255
G10450	P130	G10481001	P185	G10503	P142	G10585	P130
G10450	P179	G10483101	P16	G10503	P146	G10585	P182
G10450	P182	G10483201	P16	G10503	P148	G10585	P185
G10450	P427	G10483401	P16	G10503	P179	G10592	P78
G10451	P48	G10484901	P16	G10503	P185	G10599	P26
G10451	P179	G10485	P353	G10506	P100	G10599	P80
G10454801	P265	G10485	P357	G10506	P433	G10599	P100
G10454901	P265	G10485	P360	G10506301	P64	G10600701	P256
G10455	P150	G10485	P363	G10506X	P1	G10602	P20
G10459801	P60	G10485	P366	G10507	P427	G10602	P39
G10460	P100	G10485	P370	G10524	P163	G10602	P140
G10460	P106	G10485	P372	G10524	P167	G10602	P142
G10460	P108	G10485	P374	G10524	P347	G10602	P146
G10460	P114	G10485401	P354	G10526	P427	G10602	P148
G10460	P116	G10485401	P358	G10529	P84	G10602	P150
G10460	P126	G10485501	P354	G10531	P42	G10602	P153
G10460	P128	G10485501	P358	G10536	P179	G10603	P20
		G10485601	P364	G10544	P178	G10604	P20

Part No.	Page	Part No.	Page	Part No.	Page	Part No.	Page
G10604	P427	G10622	P68	G10640	P190	G10676	P72
G10615	P384	G10622	P94	G10640	P191	G10676	P73
G10615	P387	G10622	P96	G10640	P223	G10676	P74
G10618	P419	G10622	P98	G10640	P224	G10676	P75
G10620	P7	G10622	P100	G10640	P227	G10676	P353
G10620	P10	G10622	P170	G10640	P230	G10676	P357
G10620	P32	G10622	P176	G10640	P231	G10676	P360
G10620	P34	G10622	P248	G10640	P232	G10676	P363
G10620	P36	G10622	P250	G10640	P233	G10676	P366
G10620	P50	G10622	P253	G10640	P235	G10676	P370
G10620	P70	G10622	P255	G10640	P238	G10676	P372
G10620	P106	G10622	P310	G10640	P242	G10676	P374
G10620	P108	G10622	P396	G10640	P244	G10681	P66
G10620	P140	G10622	P399	G10640	P427	G10681	P68
G10620	P142	G10622	P404	G10641	P179	G10681	P262
G10620	P146	G10622	P407	G10660	P39	G10681	P292
G10620	P148	G10622	P411	G10661	P396	G10681	P294
G10620	P152	G10622	P415	G10661	P400	G10681	P326
G10620	P153	G10624	P380	G10661	P404	G10681	P378
G10620	P248	G10624	P419	G10661	P407	G10681	P380
G10620	P250	G10626	P282	G10661	P411	G10686	P140
G10620	P285	G10626	P353	G10661	P415	G10686	P142
G10620	P294	G10626	P357	G10670	P34	G10686	P146
G10620	P312	G10626	P360	G10670	P36	G10686	P148
G10620	P427	G10626	P363	G10671	P110	G10690	P20
G10621	P10	G10626	P366	G10673	P354	G10693	P422
G10621	P14	G10626	P370	G10673	P358	G10703	P160
G10621	P20	G10626	P372	G10673	P361	G10722	P188
G10621	P20	G10626	P374	G10673	P364	G10725	P185
G10621	P34	G10628	P360	G10673	P366	G10725	P188
G10621	P36	G10628	P366	G10673	P369	G10730	P299
G10621	P50	G10628	P370	G10673	P372	G10730	P330
G10621	P82	G10628	P372	G10673	P375	G10737	P367
G10621	P96	G10628	P374	G10674	P354	G10740	P353
G10621	P98	G10633	P374	G10674	P357	G10740	P357
G10621	P118	G10636	P27	G10674	P360	G10740	P360
G10621	P131	G10636	P32	G10674	P363	G10740	P363
G10621	P131	G10636	P378	G10674	P366	G10740	P366
G10621	P154	G10636	P384	G10674	P370	G10740	P369
G10621	P214	G10636	P193	G10674	P372	G10740	P372
G10621	P216	G10638	P170	G10674	P374	G10740	P375
G10621	P266	G10638	P266	G10674	P378	G10746	P216
G10621	P282	G10640	P12	G10674	P380	G10746	P252
G10621	P299	G10640	P112	G10674	P384	G10746	P296
G10621	P310	G10640	P130	G10674	P387	G10746	P347
G10621	P312	G10640	P130	G10674	P396	G10749X	P51
G10621	P345	G10640	P136	G10674	P400	G10750X	P58
G10621	P347	G10640	P150	G10674	P403	G10753	P101
G10621	P391	G10640	P179	G10674	P407	G10753	P361
G10622	P14	G10640	P182	G10674	P411	G10753	P370
G10622	P50	G10640	P184	G10674	P415	G10753	P381
G10622	P66	G10640	P189	G10676	P71	G10753	P384

# Numerical Index

M0307-02

Model 4905

Part No.	Page	Part No.	Page	Part No.	Page	Part No.	Page
G10753	P396	G10893X	P58	G10943	P118	G11067	P64
G10753	P400	G10896	P378	G10943	P262	G11067	P256
G10753	P403	G10898	P175	G10948	P224	G11071	P193
G10756	P430	G10900	P158	G10949	P170	G11073	P39
G10757	P34	G10901	P116	G10950	P170	G11075	P150
G10757	P36	G10901	P242	G10954	P250	G11075	P150
G10758	P34	G10901	P353	G10954	P255	G11078	P150
G10758	P36	G10901	P357	G10956	P104	G11081	P192
G10758	P140	G10901	P360	G10956	P106	G11083	P381
G10765	P30	G10901	P363	G10956	P108	G11087	P186
G10765	P32	G10901	P366	G10956	P112	G11087	P257
G10779	P112	G10901	P370	G10960	P50	G11087	P427
G10809	P7	G10901	P372	G10961	P427	G11091	P14
G10809	P10	G10901	P374	G10966	P34	G11091	P66
G10809	P154	G10904	P170	G10966	P36	G11091	P80
G10820	P146	G10909	P138	G10969	P223	G11091	P80
G10820	P148	G10909	P144	G10972	P225	G11091	P80
G10821	P150	G10913	P189	G10972	P227	G11091	P100
G10827	P223	G10913	P190	G10974	P30	G11091	P100
G10827	P244	G10913	P191	G10974	P32	G11091	P138
G10829	P256	G10917	P378	G10974	P86	G11091	P140
G10831	P347	G10917	P381	G10974	P86	G11091	P142
G10844	P179	G10917	P396	G10974	P427	G11091	P144
G10844	P181	G10917	P399	G10988	P82	G11091	P146
G10844	P184	G10917	P403	G10990	P225	G11091	P148
G10844	P188	G10917	P407	G10991	P66	G11091	P176
G10857	P114	G10917	P411	G10991	P68	G11091	P253
G10857	P131	G10917	P415	G10991	P172	G11091	P354
G10857	P312	G10927	P140	G10991	P422	G11091	P358
G10857	P330	G10927	P142	G10992	P255	G11091	P360
G10859	P158	G10927	P146	G10992X	P58	G11091	P363
G10860	P152	G10927	P148	G10994	P378	G11091	P366
G10860	P378	G10928	P58	G10995	P378	G11091	P370
G10860	P381	G10928	P62	G10996	P158	G11091	P372
G10860	P384	G10928	P140	G11009	P14	G11091	P374
G10860	P387	G10928	P142	G11009	P16	G11091	P378
G10860X	P58	G10928	P146	G11009	P20	G11091	P381
G10862	P120	G10928	P148	G11039X	P16	G11091	P384
G10862	P179	G10928	P262	G11040X	P16	G11091	P387
G10862	P418	G10931	P64	G11041X	P16	G11100	P150
G10864	P34	G10931	P98	G11042X	P16	G11106	P332
G10864	P36	G10931	P140	G11043X	P16	G11106	P345
G10870	P152	G10931	P142	G11044X	P16	G11108	P372
G10870	P378	G10931	P146	G11045X	P16	G11108	P374
G10870	P381	G10931	P148	G11047X	P16	G11109	P32
G10870	P384	G10936	P106	G11048	P248	G11123	P4
G10870	P387	G10936	P108	G11048X	P16	G11123	P7
G10874	P182	G10939	P50	G11058	P106	G11123	P10
G10874	P184	G10939	P150	G11058	P108	G11123	P11
G10880	P214	G10939	P158	G11058	P110	G11123	P50
G10880	P216	G10939	P186	G11065	P98	G11123	P70
G10890	P153	G10940	P12	G11067	P56	G11123	P140

Part No.	Page	Part No.	Page	Part No.	Page	Part No.	Page
G11123	P140	G11242	P384	G11360	P80	G11386	P404
G11123	P146	G11242	P387	G11367	P66	G11386	P407
G11123	P148	G11242	P395	G11367	P68	G11386	P411
G11123	P256	G11242	P400	G11382	P170	G11386	P415
G11123	P310	G11242	P404	G11383	P350	G11387	P10
G11123	P427	G11242	P407	G11385	P34	G11387	P26
G11123	P430	G11242	P411	G11385	P36	G11387	P34
G11124	P8	G11242	P415	G11385	P39	G11387	P68
G11124	P32	G11249	P50	G11385	P48	G11387	P80
G11124	P82	G11249	P84	G11385	P114	G11387	P96
G11124	P256	G11254	P131	G11385	P114	G11387	P98
G11124	P348	G11254	P312	G11385	P116	G11387	P100
G11135	P282	G11261	P70	G11385	P170	G11387	P106
G11135	P292	G11261	P84	G11385	P172	G11387	P108
G11135	P294	G11271	P8	G11385	P178	G11387	P116
G11147	P66	G11271	P432	G11385	P182	G11387	P146
G11148	P66	G11277	P234	G11385	P185	G11387	P148
G11165	P78	G11277	P236	G11385	P216	G11387	P154
G11166	P256	G11277	P239	G11385	P262	G11387	P155
G11166	P436	G11281	P16	G11385	P266	G11387	P158
G11172	P15	G11281	P38	G11385	P282	G11387	P160
G11180	P134	G11284	P96	G11385	P292	G11387	P170
G11180	P136	G11284	P98	G11385	P294	G11387	P175
G11180	P178	G11288	P140	G11385	P296	G11387	P175
G11180	P182	G11297	P62	G11385	P322	G11387	P175
G11186	P106	G11309	P284	G11385	P347	G11387	P175
G11201	P62	G11320	P94	G11385	P381	G11387	P179
G11202	P42	G11320	P114	G11385	P384	G11387	P184
G11202	P56	G11320	P114	G11385	P387	G11387	P250
G11202	P142	G11320	P116	G11385	P395	G11387	P252
G11202	P146	G11320	P134	G11385	P399	G11387	P256
G11202	P148	G11320	P136	G11385	P403	G11387	P282
G11202	P256	G11320	P234	G11385	P407	G11387	P285
G11204	P80	G11320	P236	G11385	P411	G11387	P292
G11204	P140	G11320	P239	G11385	P415	G11387	P310
G11204	P140	G11320	P243	G11385	P417	G11387	P318
G11204	P146	G11320	P318	G11386	P12	G11387	P324
G11204	P148	G11320	P318	G11386	P34	G11387	P347
G11204	P256	G11320	P436	G11386	P36	G11387	P348
G11206	P170	G1132469	P400	G11386	P66	G11387	P353
G11209	P34	G11328	P94	G11386	P68	G11387	P357
G11209	P36	G11328	P118	G11386	P86	G11387	P360
G11215	P101	G11328	P243	G11386	P140	G11387	P363
G11216	P96	G11339	P94	G11386	P142	G11387	P366
G11217	P122	G11341	P350	G11386	P146	G11387	P370
G11223	P112	G11347	P68	G11386	P148	G11387	P372
G11236	P430	G11353	P374	G11386	P160	G11387	P374
G11237	P370	G11353	P384	G11386	P172	G11387	P378
G11237	P375	G11353	P387	G11386	P262	G11387	P380
G11237	P378	G11355	P225	G11386	P262	G11387	P381
G11237	P381	G11355	P226	G11386	P395	G11387	P384
G11242	P160	G11356	P170	G11386	P400	G11387	P387



Part No.	Page	Part No.	Page	Part No.	Page	Part No.	Page
G11387	P395	G11389	P408	G11396	P433	G11467	P381
G11387	P400	G11389	P412	G11400	P179	G11467	P384
G11387	P403	G11389	P415	G11400	P182	G11467	P387
G11387	P407	G11389	P422	G11400	P184	G11467	P395
G11387	P411	G11389	P427	G11401	P98	G11467	P400
G11387	P415	G11389	P433	G11408	P8	G11467	P404
G11387	P422	G11389	P436	G11408	P140	G11467	P407
G11387	P426	G11389	P436	G11408	P142	G11467	P411
G11387	P430	G11391	P4	G11408	P146	G11467	P415
G11389	P30	G11391	P6	G11409	P82	G11467	P417
G11389	P32	G11391	P8	G11415	P248	G11468	P353
G11389	P48	G11391	P26	G11415	P253	G11468	P357
G11389	P66	G11391	P32	G11415	P430	G11468	P360
G11389	P68	G11391	P45	G11418	P188	G11468	P363
G11389	P78	G11391	P48	G11418	P255	G11468	P366
G11389	P86	G11391	P110	G11418	P258	G11468	P370
G11389	P86	G11391	P112	G11419	P26	G11468	P372
G11389	P86	G11391	P120	G11428	P4	G11468	P375
G11389	P114	G11391	P120	G11445	P42	G11468	P408
G11389	P114	G11391	P120	G11447	P42	G11468	P412
G11389	P114	G11391	P122	G11448	P16	G11468	P416
G11389	P116	G11391	P122	G11448	P21	G11472	P256
G11389	P116	G11391	P128	G11455	P360	G11480	P66
G11389	P116	G11391	P130	G11455	P366	G11480	P68
G11389	P118	G11391	P138	G11455	P370	G11480	P140
G11389	P120	G11391	P144	G11455	P372	G11480	P142
G11389	P126	G11391	P152	G11455	P374	G11480	P146
G11389	P128	G11391	P163	G11455	P408	G11480	P148
G11389	P130	G11391	P167	G11455	P412	G11496	P369
G11389	P134	G11391	P178	G11455	P416	G11496	P375
G11389	P134	G11391	P182	G11457	P353	G11497	P372
G11389	P136	G11391	P185	G11457	P357	G11497	P375
G11389	P136	G11391	P185	G11457	P361	G11498	P378
G11389	P144	G11391	P188	G11457	P363	G11498	P381
G11389	P176	G11391	P210	G11457	P366	G11498	P384
G11389	P193	G11391	P216	G11457	P370	G11498	P387
G11389	P248	G11391	P299	G11458	P378	G11498	P395
G11389	P250	G11391	P312	G11458	P381	G11498	P399
G11389	P252	G11391	P418	G11458	P384	G11498	P403
G11389	P296	G11391	P430	G11458	P387	G11498	P407
G11389	P353	G11392	P30	G11458	P395	G11498	P411
G11389	P357	G11392	P118	G11458	P399	G11498	P415
G11389	P363	G11392	P122	G11458	P403	G11498	P417
G11389	P366	G11392	P196	G11458	P407	G11499	P353
G11389	P372	G11392	P198	G11458	P411	G11499	P357
G11389	P378	G11392	P256	G11458	P415	G11499	P360
G11389	P381	G11392	P372	G11458	P417	G11499	P363
G11389	P384	G11392	P374	G11459	P417	G11499	P366
G11389	P387	G11392	P430	G11460	P381	G11499	P370
G11389	P395	G11393	P104	G11460	P419	G11499	P372
G11389	P399	G11393	P108	G11465	P4	G11499	P375
G11389	P403	G11396	P100	G11467	P378	G11499	P408

Part No.	Page	Part No.	Page	Part No.	Page	Part No.	Page
G11499	P412	G11574	P417	G11673	P419	G11711	P427
G11499	P416	G11575	P384	G11677	P395	G11712	P176
G11503	P395	G11575	P387	G11677	P399	G11713	P427
G11503	P399	G11575	P395	G11677	P403	G11714	P430
G11503	P403	G11575	P399	G11677	P407	G11715	P372
G11503	P408	G11575	P403	G11677	P411	G11715	P374
G11503	P412	G11575	P407	G11677	P415	G11717	P427
G11503	P416	G11575	P411	G11679	P395	G11720	P427
G11506	P395	G11575	P415	G11679	P399	G11732	P175
G11506	P399	G11576	P353	G11679	P403	G11770	P64
G11506	P404	G11576	P357	G11679	P407	G11778	P262
G11506	P407	G11576	P361	G11679	P411	G11793	P38
G11506	P411	G11576	P363	G11679	P415	G11793	P39
G11506	P415	G11576	P367	G11681	P353	G11814	P285
G11510	P430	G11576	P370	G11681	P357	G11815	P44
G11519	P86	G11578	P16	G11681	P395	G11816	P44
G11522	P86	G11578	P62	G11681	P399	G11820	P44
G11527	P22	G11580	P378	G11681	P403	G11848	P82
G11528	P84	G11583	P384	G11682	P353	G11848	P84
G11528	P256	G11583	P387	G11682	P357	G11858	P163
G11534	P124	G11583	P395	G11682	P395	G11858	P167
G11534	P185	G11583	P399	G11682	P399	G11858	P347
G11539	P4	G11583	P403	G11682	P403	G11862	P26
G11539	P10	G11583	P407	G11686	P138	G11874	P110
G11539	P262	G11583	P411	G11686	P144	G11875	P48
G11553	P178	G11583	P415	G11687	P42	G11897	P244
G11553	P182	G11584	P22	G11693	P16	G11901	P285
G11553	P186	G11588	P16	G11695	P122	G11907	P224
G11554	P419	G11588	P256	G11696	P427	G11914	P310
G11556	P16	G11588	P324	G11698	P395	G11921	P70
G11556	P60	G11590	P354	G11698	P399	G11929	P248
G11560	P14	G11590	P358	G11698	P403	G11929	P250
G11560	P50	G11590	P361	G11698	P407	G11931	P332
G11560	P310	G11590	P363	G11698	P411	G11934	P158
G11561	P378	G11590	P366	G11698	P415	G11939	P332
G11561	P381	G11590	P369	G11701	P395	G11952	P235
G11569	P384	G11590	P372	G11701	P399	G11952	P242
G11569	P387	G11590	P375	G11701	P403	G11954	P231
G11570	P185	G11616	P324	G11701	P408	G11954	P232
G11572	P124	G11618	P15	G11701	P412	G11954	P233
G11573	P354	G11619	P16	G11701	P416	G11958	P14
G11573	P358	G11619	P60	G11702	P395	G11958	P299
G11573	P360	G11619	P62	G11702	P399	G11960	P51
G11573	P363	G11644	P82	G11702	P403	G11960	P142
G11573	P370	G11652	P427	G11703	P395	G11960	P146
G11573	P372	G11652	P427	G11703	P399	G11960	P148
G11574	P395	G11661	P193	G11703	P403	G11961	P142
G11574	P399	G11661	P378	G11705	P427	G11961	P146
G11574	P403	G11661	P384	G11707	P427	G11961	P148
G11574	P407	G11662	P193	G11709	P427	G11965	P15
G11574	P411	G11662	P378	G11710	P427	G11967	P70
G11574	P415	G11662	P384	G11711	P252	G11971	P179

# Numerical Index

M0307-02

Model 4905

Part No.	Page	Part No.	Page	Part No.	Page	Part No.	Page
G11971	P182	G2704-08	P198	G3310-86	P387	G4301-11	P427
G11976	P6	G2704-08	P230	G3310-88	P146	G4501-32-32	P261
G11981	P51	G2704-10	P66	G3310-88	P148	G4602-03	P353
G11983	P64	G2704-10	P130	G3310-88	P149	G4602-03	P357
G11986	P56	G2704-10	P196	G3324-01	P110	G4602-03	P360
G11986	P62	G2704-10	P198	G3400-01	P140	G4602-03	P363
G11989	P62	G304-C-6	P196	G3400-01	P142	G4602-03	P366
G11994	P62	G304-C-6	P198	G3400-01	P146	G4602-03	P369
G11995	P56	G304-C-8	P118	G3400-01	P148	G4602-03	P372
G11995	P262	G304-C-8	P182	G3400-03	P140	G4602-21	P374
G11996	P50	G304-C-8	P185	G3400-03	P142	G4602-30	P374
G11996	P56	G304-C-8	P196	G3400-03	P146	G5000-08-04	P384
G11997	P430	G304-C-8	P198	G3400-03	P148	G5000-08-04	P387
G12003-20	P262	G304-C-8	P230	G3400-03	P160	G5000-08-04	P396
G12103	P308	G306-06	P66	G3800-06-08	P265	G5000-08-04	P403
G12122	P332	G306-06	P227	G3801-04-04	P265	G5000-08-04	P408
G12212-08	P308	G306-08	P66	G3801-16-20	P265	G5000-08-04	P412
G12219-12	P256	G306-08	P118	G4200-01	P378	G5000-08-04	P416
G1K345	P26	G306-08	P196	G4200-01	P381	G5406-02P	P174
G1K378	P150	G306-08	P198	G4200-01	P403	G6400-04	P274
G1K379	P150	G306-08	P230	G4200-01	P407	G6400-04	P297
G1K728	P17	G306-08	P312	G4200-03	P396	G6400-04	P298
G1K760	P6	G306-10	P66	G4200-03	P399	G6400-04-06	P231
G2100-03	P140	G306-10	P130	G4200-03	P411	G6400-04-06	P232
G2100-03	P142	G306-10	P196	G4200-03	P416	G6400-04-06	P233
G2100-03	P146	G306-10	P198	G4200-05	P384	G6400-04-06	P235
G2100-03	P146	G306-10	P312	G4200-09	P378	G6400-04-06	P238
G2100-03	P148	G3302-07	P179	G4200-15	P384	G6400-06	P271
G2100-03	P160	G3302-15	P182	G4200-15	P387	G6400-06	P278
G2406-10-06	P391	G3303-102	P140	G4201-02	P357	G6400-06-08	P268
G2406-12-06	P391	G3303-102	P142	G4201-02	P372	G6400-06-08	P278
G2603-06	P196	G3303-102	P146	G4201-02	P374	G6400-06-08	P286
G2603-06	P198	G3303-102	P148	G4201-03	P353	G6400-08	P106
G2603-06	P200	G3303-108	P34	G4201-03	P360	G6400-08	P182
G2603-06	P212	G3303-108	P39	G4201-03	P363	G6400-08	P185
G2603-06	P214	G3303-114	P34	G4201-03	P366	G6400-08	P196
G2603-06	P216	G3303-114	P39	G4201-03	P369	G6400-08	P198
G2603-06	P218	G3303-35	P10	G4201-04	P374	G6400-08	P200
G2603-06	P220	G3303-45	P10	G4205-01	P399	G6400-08	P226
G2603-06	P222	G3310-114	P138	G4205-01	P412	G6400-08	P268
G2603-08	P312	G3310-114	P144	G4205-02	P378	G6400-08	P278
G2603-10	P250	G3310-116	P138	G4205-04	P396	G6400-08	P279
G2603-10	P252	G3310-116	P144	G4205-04	P404	G6400-08	P280
G2603-10	P312	G3310-117	P149	G4205-04	P407	G6400-08	P295
G2700-06-06	P66	G3310-74	P146	G4205-04	P415	G6400-08-04	P179
G2700-08	P230	G3310-74	P148	G4205-17	P399	G6400-08-04	P225
G2700-08	P312	G3310-81	P160	G4205-17	P412	G6400-08-12	P294
G2700-10	P312	G3310-84	P140	G4205-18	P381	G6400-10	P267
G2704-06	P227	G3310-84	P142	G4205-19	P399	G6400-10	P269
G2704-08	P66	G3310-86	P378	G4205-19	P412	G6400-10	P278
G2704-08	P118	G3310-86	P381	G4301-08	P378	G6400-10	P281
G2704-08	P196	G3310-86	P384	G4301-08	P381	G6400-12	P267

Part No.	Page	Part No.	Page	Part No.	Page	Part No.	Page
G6400-12.....	P278	G6500-06.....	P257	G6801-04-04.....	P220	G6801-16.....	P278
G6400-16-16.....	P262	G6500-06.....	P261	G6801-04-04.....	P235	G6801-32-24.....	P265
G6400-16-20.....	P261	G6500-06-08.....	P292	G6801-04-04.....	P238	G6801-L-04.....	P269
G6400-L-08.....	P106	G6500-08.....	P106	G6801-04-04.....	P242	G6801-L-08.....	P200
G6400-L-08.....	P108	G6500-08.....	P108	G6801-04-04.....	P273	G6801-L-08-06.....	P230
G6400-L-16.....	P264	G6500-08.....	P214	G6801-04-04.....	P276	G6801-L-10.....	P70
G6403-NWO-08.....	P271	G6500-08.....	P216	G6801-04-04.....	P289	G6801-L-10.....	P82
G6408-04.....	P223	G6500-08.....	P294	G6801-04-04.....	P298	G6801-LL-04.....	P198
G6408-04.....	P238	G6500-08-10.....	P257	G6801-06.....	P70	G6801-LL-08.....	P196
G6408-04.....	P275	G6500-10.....	P118	G6801-06.....	P82	G6801-LL-08.....	P198
G6408-04.....	P276	G6500-10.....	P130	G6801-06.....	P227	G6801-LL-08.....	P200
G6408-04.....	P298	G6500-10.....	P196	G6801-06.....	P256	G6801-LL-08.....	P268
G6408-06.....	P227	G6500-10.....	P198	G6801-06.....	P258	G6801-LL-08.....	P282
G6408-06.....	P230	G6500-10.....	P252	G6801-06.....	P262	G6802-04.....	P264
G6408-08.....	P223	G6500-10.....	P256	G6801-06.....	P264	G6802-10.....	P267
G6408-08.....	P224	G6500-10.....	P258	G6801-06.....	P278	G6802-10-12.....	P264
G6408-08.....	P231	G6500-10.....	P292	G6801-06.....	P286	G6802-12.....	P264
G6408-08.....	P232	G6500-10.....	P294	G6801-06-04.....	P200	G6802-12-16.....	P264
G6408-08.....	P235	G6500-10-08.....	P212	G6801-06-08.....	P196	G6802-16.....	P264
G6408-08.....	P238	G6500-10-08.....	P292	G6801-06-08.....	P198	G6803-04-04-04.....	P289
G6408-08.....	P242	G6500-10-12.....	P257	G6801-06-08.....	P200	G6803-06.....	P297
G6408-08.....	P244	G6500-12.....	P278	G6801-06-08.....	P261	G6803-08.....	P288
G6408-08.....	P262	G6500-16.....	P261	G6801-06-08.....	P261	G6804-06.....	P298
G6408-08.....	P273	G6500-16.....	P264	G6801-06-08.....	P286	G6805-08-06.....	P200
G6408-08.....	P274	G6502-08.....	P118	G6801-06-08.....	P288	G6809-10.....	P299
G6408-08.....	P275	G6502-08.....	P179	G6801-08.....	P179	G6815-06-04.....	P295
G6408-08.....	P276	G6502-08.....	P182	G6801-08.....	P196	G6815-06-06.....	P278
G6408-08.....	P281	G6502-08.....	P185	G6801-08.....	P198	G7100-110.....	P438
G6408-10.....	P225	G6502-08.....	P196	G6801-08.....	P200	G7100-116.....	P438
G6408-10.....	P226	G6502-08.....	P198	G6801-08.....	P225	G7100-234.....	P443
G6408-H02-0.....	P264	G6506-06-04.....	P286	G6801-08.....	P226	G7100-352.....	P438
G6408-H04-0.....	P238	G6602-06.....	P286	G6801-08.....	P259	G7100-36.....	P440
G6408-H04-0.....	P264	G6602-08.....	P285	G6801-08.....	P268	G7100-370.....	P437
G6408-H04-0.....	P275	G6602-08.....	P292	G6801-08.....	P270	G7100-376.....	P442
G6408-H04-0.....	P276	G6602-10.....	P130	G6801-08.....	P272	G7100-381.....	P441
G6408-H04-0.....	P279	G6602-10.....	P196	G6801-08.....	P282	G7100-382.....	P437
G6408-H04-0.....	P280	G6602-10.....	P198	G6801-08.....	P283	G7100-385.....	P440
G6408-H06-O.....	P264	G6602-10.....	P212	G6801-08.....	P284	G7100-385.....	P441
G6408-H06-O.....	P268	G6602-10.....	P212	G6801-08-06.....	P230	G7100-387.....	P437
G6408-H06-O.....	P273	G6602-10.....	P214	G6801-08-06.....	P266	G7100-392.....	P442
G6408-H06-O.....	P274	G6602-10.....	P214	G6801-08-06.....	P286	G7100-393.....	P437
G6408-H06-O.....	P279	G6602-10.....	P216	G6801-08-10.....	P214	G7100-397.....	P439
G6408-H06-O.....	P280	G6602-10.....	P216	G6801-08-12.....	P292	G7100-471.....	P442
G6408-H06-O.....	P284	G6602-12.....	P212	G6801-10.....	P256	G7100-474.....	P435
G6408-H08-0.....	P264	G6602-12.....	P214	G6801-10.....	P258	G7100-476.....	P435
G6408-H08-0.....	P284	G6602-12.....	P216	G6801-10.....	P269	G7100-477.....	P435
G6408-H10-0.....	P214	G6801-04-04.....	P48	G6801-10.....	P281	G7100-481.....	P435
G6408-H10-0.....	P216	G6801-04-04.....	P196	G6801-10.....	P299	G7100-482.....	P435
G6408-H10-0.....	P264	G6801-04-04.....	P212	G6801-10.....	P284	G7100-483.....	P435
G6408-H10-0.....	P299	G6801-04-04.....	P214	G6801-10-12.....	P292	G7100-484.....	P443
G6408-H10-0.....	P284	G6801-04-04.....	P216	G6801-10-12.....	P294	G7100-485.....	P442
G6408-HHP-16.....	P264	G6801-04-04.....	P218	G6801-16.....	P264	G7100-487.....	P444

# Numerical Index

M0307-02

Model 4905

Part No.	Page	Part No.	Page	Part No.	Page	Part No.	Page
G7100-497	P443	GA12330	P381	GA13870-170	P92	GA13870-405	P92
G7100-504	P444	GA12330	P384	GA13870-171	P92	GA13870-410	P92
G7100-505	P444	GA12330	P387	GA13870-174	P88	GA13870-412	P92
G7100-527	P443	GA12330	P422	GA13870-175	P87	GA13870-430	P92
G7100-572	P440	GA12403	P96	GA13870-179	P87	GA13870-432	P92
G7100-573	P440	GA12403	P98	GA13870-180	P89	GA13870-438	P92
G7100-614	P17	GA12537	P317	GA13870-180	P92	GA13870-441	P92
G7100-616	P443	GA12539	P308	GA13870-186	P88	GA13870-72	P89
G9899X	P16	GA12557	P310	GA13870-192	P89	GA13870-76	P87
G9904X	P16	GA12557	P314	GA13870-196	P88	GA13870-76	P88
G9948X	P110	GA12557	P314	GA13870-215	P89	GA13870-76	P89
GA0160L	P184	GA12558	P310	GA13870-220	P88	GA13870-78	P92
GA0160R	P184	GA12558	P314	GA13870-222	P87	GA13870-78	P92
GA0237	P425	GA12559	P310	GA13870-225	P89	GA13870-79	P92
GA0245	P185	GA12559	P314	GA13870-230	P88	GA13870-82	P88
GA0245	P188	GA12563	P317	GA13870-230	P92	GA13870-83	P92
GA0257	P185	GA12564	P312	GA13870-230	P92	GA13870-97	P92
GA0257	P188	GA12565	P160	GA13870-235	P92	GA13870-97	P92
GA10054	P158	GA12566	P312	GA13870-239	P92	GA13870-97	P92
GA10151	P10	GA12566	P314	GA13870-246	P92	GA13870-97	P92
GA10206	P322	GA12567	P312	GA13870-249	P89	GA13980	P306
GA10458	P184	GA12567	P314	GA13870-251	P87	GA14016	P322
GA10799	P101	GA12596	P314	GA13870-251	P92	GA14040	P86
GA10918	P214	GA12598	P314	GA13870-254	P88	GA14041	P84
GA10918	P216	GA12661	P160	GA13870-258	P92	GA14127	P170
GA10918	P299	GA12694	P140	GA13870-259	P89	GA14128	P94
GA10987	P280	GA12694	P142	GA13870-259	P92	GA14129	P96
GA11079	P112	GA12694	P146	GA13870-264	P88	GA14133	P96
GA11287	P378	GA12694	P148	GA13870-280	P92	GA14135	P96
GA11287	P381	GA12812	P163	GA13870-285	P87	GA14135	P98
GA11287	P384	GA12812	P210	GA13870-285	P89	GA14152	P104
GA11287	P387	GA12812	P306	GA13870-288	P88	GA14152	P106
GA11331	P138	GA12812	P314	GA13870-288	P92	GA14152	P108
GA11331	P140	GA12812	P324	GA13870-294	P89	GA14174	P106
GA11331	P142	GA12852	P308	GA13870-294	P92	GA14181	P225
GA11331	P144	GA12853	P308	GA13870-298	P88	GA14184	P106
GA11331	P146	GA12868	P308	GA13870-299	P92	GA14184	P225
GA11331	P148	GA12868	P332	GA13870-310	P92	GA14211	P225
GA11331	P312	GA13078	P284	GA13870-321	P92	GA14448	P308
GA11592	P179	GA13079	P284	GA13870-324	P89	GA14449	P308
GA11736	P322	GA13204	P131	GA13870-324	P92	GA14450	P314
GA11915	P179	GA13562	P308	GA13870-330	P88	GA14452	P314
GA11982	P8	GA13572	P308	GA13870-330	P92	GA14573	P82
GA11988	P172	GA13633	P284	GA13870-341	P92	GA14799	P268
GA11989	P172	GA13661	P284	GA13870-352	P92	GA14799	P283
GA11991	P172	GA13870-149	P92	GA13870-355	P92	GA14804	P173
GA12192	P152	GA13870-159	P89	GA13870-372	P92	GA14805	P326
GA12235	P30	GA13870-159	P92	GA13870-380	P92	GA14809	P282
GA12235	P32	GA13870-159	P92	GA13870-388	P92	GA14810	P419
GA12236	P30	GA13870-162	P88	GA13870-388	P92	GA14810	P432
GA12236	P32	GA13870-164	P92	GA13870-398	P92	GA14812	P432
GA12330	P378	GA13870-170	P89	GA13870-400	P92	GA14813	P395

Part No.	Page	Part No.	Page	Part No.	Page	Part No.	Page
GA14813	P399	GA16386	P314	GA17502	P100	GA18100	P32
GA14813	P403	GA16428	P353	GA17542	P310	GA18101	P32
GA14813	P407	GA16428	P357	GA17542	P314	GA18102	P32
GA14813	P411	GA16428	P360	GA17543	P310	GA18129	P106
GA14813	P415	GA16428	P366	GA17543	P314	GA18129	P108
GA14814	P395	GA16428	P369	GA17544	P310	GA18130	P106
GA14814	P399	GA16428	P372	GA17544	P314	GA18130	P108
GA14814	P403	GA16428	P374	GA17544	P314	GA18164	P395
GA14814	P407	GA16752	P122	GA17564	P372	GA18164	P399
GA14814	P411	GA16753	P122	GA17573	P172	GA18164	P408
GA14814	P415	GA16826	P310	GA17580	P8	GA18164	P412
GA14822	P80	GA16826	P314	GA17623	P170	GA18181	P378
GA14822	P94	GA16832	P315	GA17634	P10	GA18181	P381
GA14846	P163	GA16833	P315	GA17661	P140	GA18181	P384
GA14846	P306	GA16834	P315	GA17661	P142	GA18181	P387
GA14847	P306	GA16837	P384	GA17661	P146	GA18181	P395
GA14847	P324	GA16837	P387	GA17661	P148	GA18181	P399
GA15081-27	P257	GA16864	P112	GA17715	P181	GA18181	P403
GA15151	P188	GA16884	P114	GA17721	P181	GA18181	P407
GA15197	P26	GA16884	P116	GA17754	P22	GA18181	P411
GA15290	P317	GA16888	P80	GA17759	P134	GA18181	P415
GA15416	P366	GA16927	P374	GA17759	P192	GA18182	P378
GA15416	P370	GA17032	P86	GA17760	P192	GA18182	P381
GA15422	P436	GA17033	P86	GA17767	P184	GA18182	P384
GA15450	P11	GA17034	P86	GA17768	P184	GA18182	P387
GA15451	P11	GA17118	P419	GA17774	P22	GA18182	P395
GA15473	P42	GA17119	P419	GA17774	P23	GA18182	P400
GA15485	P14	GA1720	P140	GA17775	P38	GA18182	P403
GA15485	P50	GA1720	P140	GA17779	P152	GA18182	P408
GA15784	P266	GA1720	P146	GA17783	P152	GA18182	P411
GA15882	P306	GA17200	P306	GA17833	P306	GA18182	P415
GA15883	P306	GA17247	P120	GA17833	P318	GA18195	P42
GA15884	P210	GA17248	P120	GA17833	P318	GA18211	P170
GA15884	P306	GA17323	P227	GA17861	P278	GA18212	P170
GA16157	P366	GA17328	P244	GA17899	P357	GA18311	P426
GA16157	P369	GA17346	P230	GA17899	P360	GA18313	P124
GA16157	P372	GA17361	P120	GA17899	P369	GA18314	P124
GA16157	P374	GA17362	P120	GA17899	P372	GA18315	P124
GA16343	P210	GA17372	P126	GA17900	P369	GA18327	P384
GA16343	P306	GA17453	P22	GA17900	P374	GA18327	P387
GA16351	P317	GA17454	P38	GA17901	P366	GA18328	P384
GA16355	P315	GA17471	P80	GA17944	P153	GA18329	P384
GA16374	P10	GA17478	P433	GA17945	P153	GA18331	P384
GA16374	P306	GA17480	P433	GA17984	P154	GA18335	P384
GA16375	P306	GA17482	P100	GA17985	P154	GA18336	P384
GA16375	P310	GA17483	P100	GA17994	P170	GA18338	P384
GA16375	P314	GA17484	P100	GA18001	P170	GA18342	P374
GA16382	P306	GA17485	P100	GA18050	P34	GA18344	P387
GA16382	P310	GA17486	P100	GA18050	P36	GA18344	P403
GA16382	P314	GA17487	P100	GA18057	P184	GA18344	P416
GA16386	P306	GA17496	P374	GA18098	P32	GA18350	P318
GA16386	P310	GA17501	P374	GA18099	P32	GA18350	P318

# Numerical Index

M0307-02

Model 4905

Part No.	Page	Part No.	Page	Part No.	Page	Part No.	Page
GA18353	P114	GA18860	P399	GA19218	P306	GA20001	P108
GA18353	P116	GA18861	P181	GA19218	P306	GA20002	P112
GA18353	P243	GA18861	P185	GA19218	P312	GA2007	P7
GA18357	P283	GA18861	P202	GA19220	P210	GA20075	P322
GA18466	P381	GA18861	P205	GA19220	P306	GA20077	P322
GA18467	P360	GA18861	P208	GA19220	P306	GA20088	P172
GA18467	P369	GA18861	P224	GA19220	P312	GA20088	P174
GA18468	P369	GA18866	P181	GA19234	P124	GA20103	P32
GA18469	P372	GA18869	P186	GA19263	P306	GA20107	P322
GA18469	P374	GA18870	P186	GA19263	P310	GA2014	P30
GA18482	P170	GA18873	P278	GA19263	P314	GA2014	P32
GA18485	P178	GA18874	P418	GA19264	P306	GA2019	P20
GA18485	P182	GA18875	P378	GA19264	P310	GA2020	P20
GA18485	P186	GA18875	P381	GA19264	P314	GA20252	P295
GA18486	P319	GA18875	P384	GA19265	P306	GA20256	P184
GA18514	P179	GA18875	P387	GA19265	P310	GA20262	P322
GA18514	P223	GA18876	P418	GA19265	P314	GA20264	P322
GA18533	P178	GA18879	P378	GA19280	P112	GA20318	P425
GA18533	P182	GA18880	P384	GA19285	P100	GA20360	P306
GA18534	P178	GA18881	P418	GA19286	P100	GA20361	P306
GA18534	P182	GA18882	P378	GA19287	P100	GA20370	P173
GA18536	P34	GA18884	P182	GA19288	P100	GA20370	P174
GA18536	P36	GA18884	P184	GA19289	P100	GA20396	P322
GA18574	P387	GA18913	P114	GA19290	P100	GA20412	P391
GA18576	P426	GA18914	P114	GA19327	P100	GA20413	P391
GA18590	P384	GA18992	P278	GA19331	P116	GA20566	P10
GA18590	P387	GA18998	P259	GA19332	P116	GA20583	P378
GA18610	P186	GA18998	P268	GA19333	P114	GA20583	P380
GA18611	P186	GA18999	P259	GA19342	P433	GA20584	P384
GA18630-25	P257	GA18999	P268	GA19343	P433	GA20584	P387
GA18712	P104	GA19025	P425	GA19388	P96	GA20584	P431
GA18712	P340	GA19112	P16	GA19392	P306	GA20622	P16
GA18712	P344	GA19114	P16	GA19393	P131	GA20640	P10
GA18720	P353	GA19115	P16	GA19409	P301	GA20645	P347
GA18720	P357	GA19160	P419	GA19409	P340	GA2068	P152
GA18720	P364	GA19161	P419	GA19409	P343	GA2068	P418
GA18720	P395	GA19162	P391	GA19428	P106	GA20697	P238
GA18720	P399	GA19162	P419	GA19428	P108	GA20697	P275
GA18720	P403	GA19163	P419	GA19480	P427	GA20697	P276
GA18720	P407	GA19164	P419	GA19870	P14	GA20710	P14
GA18720	P411	GA19165	P419	GA19883	P130	GA20710	P42
GA18720	P415	GA19166	P419	GA19884	P130	GA20710	P340
GA18791	P360	GA19186	P126	GA19885	P190	GA20710	P344
GA18791	P369	GA19186	P128	GA19886	P190	GA20711	P16
GA18796	P366	GA19188	P154	GA19887	P190	GA20711	P340
GA18803	P384	GA19189	P154	GA19890	P128	GA20712	P14
GA18814	P42	GA19210	P306	GA19891	P189	GA20712	P36
GA18822	P431	GA19216	P210	GA19891	P190	GA20712	P340
GA18826	P112	GA19216	P306	GA19892	P189	GA20712	P343
GA18852	P100	GA19216	P312	GA19971	P427	GA20723	P395
GA18853	P100	GA19216	P314	GA20001	P104	GA20723	P399
GA18860	P395	GA19218	P210	GA20001	P106	GA20723	P403

Part No.	Page	Part No.	Page	Part No.	Page	Part No.	Page
GA20723	P407	GA21406	P101	GA21845	P357	GA22556-109	P336
GA20723	P411	GA21456	P384	GA21845	P361	GA22556-109	P336
GA20723	P415	GA21456	P387	GA21845	P363	GA22556-109	P338
GA20731	P432	GA21456	P395	GA21845	P366	GA22556-115	P334
GA20732	P432	GA21456	P400	GA21845	P369	GA22556-115	P336
GA20733	P391	GA21456	P403	GA21845	P372	GA22556-115	P336
GA20733	P432	GA21456	P408	GA22137	P306	GA22556-134	P336
GA20748	P369	GA21456	P412	GA22138	P306	GA22556-134	P336
GA20748	P374	GA21456	P416	GA22139	P306	GA22556-134	P336
GA20750	P426	GA21494	P114	GA22140	P306	GA22556-134	P338
GA20802	P155	GA21494	P116	GA22144	P136	GA22556-134	P338
GA20803	P155	GA21508	P150	GA22282	P140	GA22556-150	P334
GA20804	P155	GA21510	P70	GA22282	P142	GA22556-50	P336
GA20829	P426	GA21512	P124	GA22282	P146	GA22556-50	P338
GA20831	P426	GA21513	P124	GA22282	P148	GA22556-82	P336
GA20832	P426	GA21514	P124	GA22287	P120	GA22556-82	P336
GA20833	P426	GA21516	P4	GA22287	P122	GA22556-82	P338
GA20838	P426	GA21585	P108	GA22293	P112	GA22556-82	P338
GA20845	P426	GA21585	P202	GA22304	P134	GA22556-91	P334
GA20847	P425	GA21585	P205	GA22522	P36	GA22556-91	P336
GA20851	P425	GA21585	P208	GA22522	P340	GA22556-97	P334
GA20852	P425	GA21585	P226	GA22522	P343	GA22556-97	P336
GA20855	P425	GA21588	P226	GA22547	P302	GA22556-97	P338
GA20856	P425	GA21595	P108	GA22547	P340	GA22556-97	P338
GA20898	P306	GA21598	P108	GA22547	P340	GA22585	P334
GA20901	P4	GA21599	P108	GA22547	P343	GA22585	P336
GA20901	P14	GA21605	P226	GA22547	P343	GA22585	P338
GA20911	P427	GA21611	P384	GA22552	P347	GA22644	P369
GA20912	P427	GA21611	P395	GA22554-20	P350	GA22711	P327
GA20913	P4	GA21612	P384	GA22554-265	P334	GA22712	P327
GA20915	P4	GA21612	P387	GA22554-265	P336	GA22713	P327
GA20919	P140	GA21612	P387	GA22554-265	P338	GA22714	P327
GA20919	P142	GA21612	P400	GA22554-325	P334	GA22715	P286
GA20919	P146	GA21614	P384	GA22554-36	P350	GA22716	P327
GA20919	P148	GA21614	P387	GA22554-360	P350	GA22717	P327
GA21064	P269	GA21614	P395	GA22554-400	P336	GA22718	P327
GA21066	P269	GA21614	P400	GA22554-560	P338	GA22720	P44
GA21100	P176	GA21614	P403	GA22555-174	P336	GA22721	P44
GA21101	P176	GA21614	P408	GA22555-20	P334	GA22722	P44
GA21122	P425	GA21614	P412	GA22555-20	P336	GA22723	P44
GA21123	P425	GA21614	P416	GA22555-20	P338	GA22726	P288
GA21143	P345	GA21614	P419	GA22555-202	P334	GA22735	P327
GA21154	P384	GA21628	P108	GA22555-202	P336	GA22736	P327
GA21209	P181	GA21642	P426	GA22555-202	P338	GA22738	P327
GA21209	P184	GA21643	P426	GA22555-228	P338	GA22739	P44
GA21332	P318	GA21676	P12	GA22555-228	P338	GA22740	P44
GA21333	P318	GA21677	P12	GA22555-240	P336	GA22810	P44
GA21405	P172	GA21687	P347	GA22555-255	P334	GA22811	P44
GA21405	P173	GA2180	P140	GA22555-273	P336	GA22812	P44
GA21405	P174	GA2180	P146	GA22555-310	P338	GA22818	P45
GA21406	P66	GA2180	P148	GA22555-340	P338	GA22861	P285
GA21406	P68	GA21845	P353	GA22556-109	P334	GA22864	P285



# Numerical Index

M0307-02

Model 4905

Part No.	Page	Part No.	Page	Part No.	Page	Part No.	Page
GA22867	P327	GA25207	P340	GA25873	P302	GA2660	P360
GA22898	P384	GA25207	P343	GA25873	P340	GA2660	P363
GA22898	P403	GA25217	P303	GA25873	P343	GA2660	P366
GA24016	P235	GA25217	P340	GA25878	P306	GA2660	P369
GA24037	P238	GA25217	P343	GA25879	P302	GA2660	P372
GA24281	P345	GA25254	P278	GA25934	P302	GA2660	P374
GA24284	P345	GA25256	P269	GA25934	P340	GA26681	P256
GA24285	P345	GA25259	P48	GA25934	P343	GA26683	P256
GA24364	P42	GA25260	P48	GA25935	P302	GA26684	P256
GA24443	P322	GA25261	P48	GA25935	P340	GA26685	P256
GA24649	P308	GA25261	P245	GA25935	P343	GA26686	P256
GA24676	P16	GA2528	P322	GA25936	P306	GA26687	P256
GA24752	P16	GA25286	P289	GA25949	P14	GA26688	P256
GA24754	P179	GA25289	P206	GA25949	P50	GA26709	P340
GA24796	P231	GA25311	P172	GA25949	P347	GA26713	P340
GA24796	P233	GA25311	P173	GA25950	P347	GA26713	P344
GA24825	P192	GA25365	P332	GA25976	P347	GA26723	P331
GA24826	P192	GA25366	P332	GA25982	P295	GA26835	P340
GA24828	P134	GA25367	P332	GA25983	P167	GA26835	P341
GA24828	P192	GA25373	P331	GA25984	P303	GA26876	P185
GA24874	P22	GA25376	P331	GA25993	P256	GA26876	P188
GA24874	P23	GA25388	P82	GA26005	P295	GA26877	P185
GA24877	P16	GA25389	P295	GA26006	P340	GA26880	P130
GA24878	P16	GA25390	P295	GA26006	P341	GA26881	P130
GA24887	P314	GA25392	P295	GA26006	P343	GA26891	P160
GA24956	P21	GA25399-36	P334	GA26006	P391	GA26894	P160
GA25023	P256	GA25399-36	P336	GA26007	P340	GA26909	P181
GA25029	P14	GA25399-36	P338	GA26007	P341	GA26909	P184
GA25029	P341	GA25399-36	P345	GA26007	P343	GA26909	P188
GA25031	P340	GA25403	P295	GA26007	P391	GA26920	P11
GA25031	P343	GA25404	P295	GA26013	P332	GA26923	P331
GA25107	P108	GA25427	P66	GA26015	P347	GA26924-01	P196
GA25158	P340	GA25427	P68	GA26104	P94	GA26924-01	P198
GA25158	P343	GA25437	P345	GA26169	P227	GA26924-01	P200
GA25182	P7	GA25454	P331	GA26173	P334	GA26924-02	P196
GA25194	P302	GA25458	P332	GA26173	P336	GA26924-02	P198
GA25196	P302	GA25478	P331	GA26173	P338	GA26924-02	P200
GA25196	P340	GA25479	P331	GA26209	P347	GA26924-03	P196
GA25196	P343	GA25480	P331	GA26252	P250	GA26924-03	P198
GA25197	P302	GA25481	P331	GA26253	P248	GA26924-03	P200
GA25197	P340	GA25483	P331	GA26332	P340	GA26924-04	P196
GA25197	P343	GA25556	P332	GA26332	P391	GA26924-04	P198
GA25200	P340	GA25557	P332	GA26334	P242	GA26924-04	P200
GA25200	P343	GA25585	P330	GA26339	P340	GA26924-09	P312
GA25203	P14	GA25711	P14	GA26369	P357	GA26924-10	P312
GA25203	P340	GA25782	P332	GA26369	P363	GA26926	P256
GA25204	P340	GA25840	P332	GA26374	P345	GA26958	P26
GA25204	P343	GA25857	P292	GA26449	P384	GA26960	P6
GA25206	P306	GA25857	P294	GA26539	P4	GA26976	P181
GA25206	P340	GA25872	P302	GA26539	P14	GA26977	P181
GA25206	P343	GA25872	P340	GA2660	P353	GA26980	P51
GA25207	P306	GA25872	P343	GA2660	P357	GA26980	P343

Part No.	Page	Part No.	Page	Part No.	Page	Part No.	Page
GA26981	P343	GA4729	P191	GA7850	P314	GB0218	P8
GA26982	P343	GA4736	P189	GA7851	P310	GB0218	P32
GA26989	P16	GA5105	P150	GA7851	P314	GB0218	P48
GA26999	P64	GA5106	P150	GA7853	P310	GB0218	P152
GA27001	P51	GA5107	P149	GA7853	P314	GB0218	P418
GA27001	P56	GA5107	P150	GA7854	P306	GB0230	P106
GA27002	P58	GA5108	P150	GA7854	P310	GB0230	P108
GA27003	P56	GA5109	P140	GA7854	P314	GB0234	P106
GA27004	P56	GA5109	P142	GA8022	P306	GB0234	P108
GA27005	P56	GA5109	P146	GA8022	P306	GB0239	P26
GA27006	P56	GA5109	P148	GA8022	P310	GB0254	P26
GA27007	P62	GA5109	P150	GA8022	P314	GB0265	P4
GA27008	P50	GA5110	P150	GA8072	P179	GB0266	P4
GA27013	P60	GA5110	P160	GA8075	P179	GB0267	P4
GA27014	P60	GA5111	P150	GA8135	P140	GB0276	P12
GA27015	P60	GA5112	P150	GA8135	P142	GB0276	P427
GA27017	P62	GA5113	P149	GA8135	P146	GB0278	P39
GA27023	P58	GA5113	P150	GA8135	P148	GB0282	P26
GA27028	P363	GA5113	P418	GA8326	P39	GB0285	P4
GA27038	P30	GA5116	P149	GA8343	P20	GB0287	P149
GA27084	P56	GA5164	P138	GA8364	P39	GB0315	P433
GA27122	P6	GA5624	P149	GA8366	P34	GB0331	P10
GA27133	P56	GA5654	P30	GA8366	P39	GB0361	P106
GA27134	P56	GA5654	P32	GA8393	P158	GB0383	P30
GA27147	P266	GA5698	P21	GA8603	P27	GB0387	P30
GA27156	P94	GA5699	P21	GA8641	P27	GB0387	P32
GA27157	P94	GA5853	P188	GA8641	P27	GB0397	P8
GA27158	P94	GA6171	P12	GA8731	P322	GB0410	P20
GA27159	P94	GA6171	P26	GA8738	P322	GB0425	P87
GA27161	P94	GA6171	P26	GA8760	P32	GB0425	P88
GA27164	P94	GA6171	P427	GA8882	P225	GB0425	P89
GA27230-92	P202	GA6434	P26	GA8882	P226	GB0425	P92
GA27230-92	P205	GA6597	P26	GA8931	P380	GB0429	P87
GA27230-92	P208	GA6906	P34	GA8931	P424	GB0429	P88
GA3413	P268	GA6975	P322	GA9145	P179	GB0429	P89
GA4082	P353	GA7110	P158	GA9145	P181	GB0429	P92
GA4082	P357	GA7111	P158	GA9407	P424	GB0431	P87
GA4082	P360	GA7137	P158	GA9479	P158	GB0431	P88
GA4082	P363	GA7154	P152	GA9480	P158	GB0431	P89
GA4082	P369	GA7270	P34	GA9482	P158	GB0431	P94
GA4082	P372	GA7270	P36	GA9526	P106	GB0444	P94
GA4293	P284	GA7336	P149	GA9553	P152	GB0464	P30
GA4376	P192	GA7372	P153	GA9554	P152	GB0554	P188
GA4722	P189	GA7434	P189	GA9843	P138	GB0577	P42
GA4722	P190	GA7434	P190	GA9843	P144	GB0579	P42
GA4722	P191	GA7434	P191	GA9846	P152	GB0673	P86
GA4723	P189	GA7434	P192	GA9846	P153	GB0675	P86
GA4723	P190	GA7849	P306	GB0110	P20	GB0676	P16
GA4723	P191	GA7849	P310	GB0115	P39	GB0695	P23
GA4727	P189	GA7849	P314	GB0116	P39	GB0696	P23
GA4729	P189	GA7850	P306	GB0120	P20	GB0697	P15
GA4729	P190	GA7850	P310	GB0186	P6	GB0722	P4

# Numerical Index

M0307-02

Model 4905

Part No.	Page	Part No.	Page	Part No.	Page	Part No.	Page
GB0730	P140	GB1224	P6	GD0914-134	P142	GD11115	P185
GB0730	P142	GB1224	P6	GD0914-136.5	P160	GD11120	P158
GB0730	P146	GB1226	P23	GD0914-136.5	P312	GD11123	P353
GB0730	P148	GB1231	P16	GD0914-138.5	P160	GD11123	P357
GB0733	P149	GB1237	P16	GD0914-138.5	P312	GD11123	P360
GB0734	P149	GB1240	P64	GD0914-40	P138	GD11123	P363
GB0753	P22	GB1242	P64	GD0914-71	P144	GD11123	P366
GB0754	P22	GB1246	P64	GD0914-72	P138	GD11123	P369
GB0766	P170	GB1247	P64	GD0914-72	P140	GD11123	P372
GB0780	P15	GB1249	P73	GD0914-74	P138	GD11123	P374
GB0815	P15	GB1249	P75	GD0914-74	P142	GD11124	P366
GB0818	P16	GB1250	P56	GD0914-76.5	P160	GD1114	P138
GB0823	P15	GB1251	P56	GD0914-76.5	P312	GD1114	P163
GB0905	P86	GB1254	P56	GD0914-78.5	P160	GD1114	P167
GB0907	P16	GB1255	P56	GD0914-78.5	P312	GD1114	P210
GB0917	P14	GB1256	P56	GD10057-20	P218	GD1114	P216
GB0917	P16	GB1257	P56	GD10068	P158	GD1114	P248
GB0918	P4	GB1272	P50	GD10069	P158	GD1114	P250
GB0920	P16	GB1275	P60	GD10070	P158	GD1114	P253
GB0921	P16	GB1276	P60	GD10071	P158	GD1114	P299
GB0927	P20	GB1281	P62	GD10103	P158	GD1114	P312
GB0928	P21	GB1282	P62	GD10104	P158	GD1114	P330
GB0958	P16	GB1288	P62	GD10123	P158	GD1114	P347
GB0969	P175	GB1289	P51	GD10186	P181	GD11218	P154
GB1084	P21	GB1289	P62	GD10186	P184	GD11219	P34
GB1090	P306	GB1291	P51	GD1026	P10	GD11239	P39
GB1107	P21	GB1291	P62	GD1026	P34	GD11240	P39
GB1123	P21	GB1306	P60	GD1026	P149	GD11286	P20
GB1124	P21	GB1307	P60	GD1026	P154	GD11297	P39
GB1130	P21	GB1313	P71	GD1026	P155	GD11305	P34
GB1131	P21	GB1313	P72	GD10283	P188	GD11306	P11
GB1132	P21	GB1313	P73	GD1041	P20	GD1132	P30
GB1133	P21	GB1313	P74	GD1042	P20	GD1132	P32
GB1134	P21	GB1313	P75	GD10519	P30	GD11413	P39
GB1147	P15	GD0453-03	P179	GD10519	P32	GD11424	P38
GB1147	P21	GD0453-03	P181	GD10543	P158	GD11474	P140
GB1148	P21	GD0453-07	P184	GD1061	P39	GD11474	P142
GB1171	P21	GD0677	P181	GD1063	P39	GD11474	P146
GB1190	P17	GD0704	P181	GD1065	P10	GD11474	P148
GB1195	P94	GD0704	P185	GD1065	P154	GD11489	P179
GB1196	P94	GD0746	P188	GD10674-02	P179	GD11489	P374
GB1197	P94	GD0752-07	P223	GD10674-07	P182	GD11489	P387
GB1199	P94	GD0829	P104	GD1083	P20	GD11490	P192
GB1201	P94	GD0829	P106	GD1085	P26	GD11528	P20
GB1203	P94	GD0829	P108	GD10993	P4	GD11580	P224
GB1204	P94	GD0840	P185	GD11001	P12	GD11677	P27
GB1206	P86	GD0840	P188	GD1104	P426	GD11700	P295
GB1216	P71	GD0914-110.75	P146	GD11079	P174	GD11700	P378
GB1216	P72	GD0914-110.75	P148	GD11079	P310	GD11700	P380
GB1216	P74	GD0914-115	P160	GD11089	P310	GD11700	P426
GB1218	P7	GD0914-115	P312	GD1109	P26	GD11721	P384
GB1223	P6	GD0914-132	P140	GD11115	P179	GD11721	P387

Part No.	Page	Part No.	Page	Part No.	Page	Part No.	Page
GD11751	P179	GD13348	P378	GD17080	P244	GD19080	P167
GD11751	P181	GD13348	P380	GD17141	P170	GD19131	P234
GD11751	P184	GD13377	P106	GD17141	P173	GD19205	P182
GD11784	P30	GD13401	P192	GD17141	P174	GD19206	P182
GD11787	P20	GD13524-01	P158	GD17143	P172	GD19212	P184
GD11953	P427	GD13554	P138	GD17143	P173	GD19237	P173
GD11962	P10	GD13554	P144	GD17143	P174	GD19237	P174
GD11962	P34	GD14217	P6	GD17245	P112	GD19238	P173
GD11962	P154	GD14308	P223	GD18010	P163	GD19238	P174
GD11963-08	P347	GD14413	P150	GD18010	P167	GD19252	P131
GD11970	P225	GD14414	P150	GD18041	P68	GD19252	P312
GD11983	P223	GD14427	P150	GD18041	P326	GD19292	P27
GD11984	P225	GD14431	P150	GD18118	P140	GD19333	P20
GD11993	P310	GD14432	P150	GD18118	P142	GD19343	P150
GD11993	P310	GD14512	P158	GD18118	P146	GD19344	P150
GD11993	P310	GD14513	P158	GD18118	P148	GD19383-01	P78
GD11993	P310	GD14528	P259	GD18168	P140	GD19383-03	P196
GD11993	P310	GD14528	P288	GD18168	P142	GD19383-03	P198
GD11993	P314	GD14529	P223	GD18168	P146	GD19383-03	P200
GD11993	P314	GD14559	P6	GD18168	P148	GD19440	P284
GD11993	P314	GD14562	P112	GD18176	P310	GD19508	P87
GD12047	P235	GD14910	P227	GD18176	P312	GD19508	P87
GD12102	P223	GD15100	P112	GD18327	P347	GD19508	P88
GD12102	P231	GD1512	P172	GD18327	P403	GD19508	P88
GD12102	P232	GD1512	P443	GD18327	P416	GD19508	P89
GD12102	P233	GD15386	P178	GD18329	P353	GD19508	P89
GD12102	P244	GD15489	P184	GD18329	P357	GD19508	P92
GD12103	P238	GD15532	P378	GD18329	P360	GD19509	P87
GD12104	P225	GD15532	P381	GD18329	P363	GD19509	P88
GD12106	P227	GD15532	P384	GD18329	P366	GD19509	P89
GD12106	P242	GD15532	P387	GD18329	P370	GD19509	P92
GD12212	P223	GD15605	P353	GD18407	P308	GD19658-04	P68
GD12221	P238	GD15605	P357	GD18408	P308	GD19658-05	P66
GD12222	P238	GD15605	P360	GD1862	P354	GD19658-05	P68
GD12239	P225	GD15605	P369	GD1862	P357	GD19659-05	P66
GD12274	P235	GD15605	P372	GD1862	P361	GD19659-05	P80
GD12274	P238	GD15605	P374	GD1862	P364	GD19662	P235
GD12274	P242	GD15605-700	P363	GD1862	P366	GD19690-03	P84
GD12522	P227	GD15725	P112	GD1862	P370	GD19690-04	P84
GD12548	P224	GD15803	P101	GD1862	P372	GD19790	P20
GD12557	P173	GD15803	P361	GD1862	P375	GD19808	P94
GD12557	P174	GD15803	P370	GD18643	P131	GD19811	P173
GD12558	P173	GD15804	P101	GD18643	P312	GD19852	P94
GD12558	P174	GD15849-02	P66	GD18676	P131	GD19864	P94
GD12561	P22	GD15849-02	P68	GD18676	P312	GD20035	P84
GD12561	P23	GD15849-02	P101	GD18704	P20	GD20036	P84
GD13348	P14	GD15849-04	P101	GD18796	P163	GD20037	P86
GD13348	P36	GD15849-04	P360	GD18796	P167	GD20095	P310
GD13348	P66	GD15939	P100	GD18811	P284	GD20102	P106
GD13348	P78	GD15939	P433	GD18828	P178	GD20111	P360
GD13348	P130	GD16227	P112	GD18828	P182	GD20111	P366
GD13348	P310	GD16303	P112	GD19080	P163	GD20111	P369

# Numerical Index

M0307-02

Model 4905

Part No.	Page	Part No.	Page	Part No.	Page	Part No.	Page
GD20111	P372	GD24786-02	P120	GD2558	P150	GD26274	P380
GD20111	P374	GD24786-02	P122	GD2558	P153	GD26274	P384
GD20190	P106	GD24786-03	P120	GD2558	P176	GD26274	P387
GD20191	P106	GD24786-03	P122	GD2558	P253	GD26274	P395
GD20194	P80	GD24786-04	P120	GD2558	P426	GD26274	P399
GD20196	P80	GD24786-04	P122	GD25619	P319	GD26274	P403
GD20221	P225	GD24821	P160	GD25638	P173	GD26274	P407
GD20221	P226	GD24879-01	P86	GD25638	P174	GD26274	P411
GD20229	P106	GD25007	P256	GD25644	P70	GD26274	P415
GD20282	P96	GD25071	P4	GD25644	P82	GD26274	P417
GD20282	P98	GD25072	P4	GD25650	P176	GD26293	P51
GD20923	P84	GD25072	P11	GD25650	P253	GD26304	P395
GD20928	P82	GD25224	P124	GD25666	P10	GD26304	P399
GD21080	P94	GD25231	P120	GD25694	P106	GD26304	P403
GD21142	P179	GD25235	P120	GD25785	P104	GD26304	P407
GD21143	P179	GD25235	P256	GD25785	P106	GD26304	P411
GD21158	P419	GD25235	P317	GD25791	P150	GD26304	P415
GD2117	P443	GD25235	P353	GD25792	P150	GD26310	P96
GD21300	P70	GD25235	P357	GD25794	P130	GD26310	P98
GD21300	P82	GD25235	P366	GD25794	P130	GD26314	P283
GD21337	P6	GD25235	P369	GD25800	P160	GD26328	P140
GD21540	P185	GD25235	P374	GD25801	P160	GD26328	P146
GD21540	P188	GD25235	P374	GD25860	P182	GD26329	P140
GD22200	P172	GD25309	P8	GD25860	P184	GD26329	P140
GD22200	P255	GD25359	P120	GD25862	P185	GD26329	P146
GD22503	P419	GD25379	P7	GD25914	P144	GD26329	P148
GD22695	P42	GD25380	P7	GD25914	P163	GD26338	P366
GD22696	P42	GD25383	P7	GD25914	P167	GD26344	P384
GD22974	P306	GD25384	P7	GD25914	P175	GD26344	P395
GD22974	P331	GD25386-04	P124	GD25914	P176	GD26344	P399
GD22974	P332	GD25387-04	P124	GD25914	P185	GD26344	P407
GD22975	P306	GD25420	P150	GD25914	P381	GD26344	P411
GD23002	P223	GD25421	P150	GD25914	P387	GD26350	P419
GD23382	P230	GD25422	P150	GD25914	P403	GD26351	P419
GD23450	P230	GD25423	P130	GD25914	P416	GD26352	P419
GD23451	P230	GD25424	P130	GD25918	P154	GD26353	P419
GD23802	P38	GD25486	P170	GD25953	P178	GD26354	P419
GD23803	P38	GD25499	P100	GD25959	P186	GD26355	P419
GD2423	P34	GD25499	P122	GD25965	P186	GD26356	P419
GD24386	P86	GD25499	P256	GD25969	P184	GD26357	P419
GD24396	P112	GD25499	P317	GD2597	P185	GD26359	P419
GD24411	P124	GD25499	P360	GD2597	P188	GD26360	P419
GD24412	P124	GD25499	P363	GD26069	P170	GD26361	P419
GD24420	P122	GD25499	P369	GD26070	P170	GD26386	P170
GD24434	P130	GD25499	P374	GD26082	P347	GD26387	P170
GD24435-01	P130	GD25519	P27	GD26110	P163	GD26472	P353
GD24693	P86	GD25522	P196	GD26110	P167	GD26472	P357
GD24695	P86	GD25522	P198	GD26146	P26	GD26472	P360
GD24708	P22	GD25522	P200	GD26175	P310	GD26472	P363
GD24754	P86	GD2558	P120	GD26204	P186	GD26472	P366
GD24786-01	P120	GD2558	P122	GD26262	P32	GD26472	P369
GD24786-01	P122	GD2558	P150	GD26274	P236	GD26474	P374

Part No.	Page	Part No.	Page	Part No.	Page	Part No.	Page
GD26508	P252	GD26970	P4	GD27235	P231	GD29315	P244
GD26509	P80	GD26971	P4	GD27235	P233	GD29318	P269
GD26535	P353	GD26973	P30	GD27235	P238	GD29318	P278
GD26535	P357	GD26974	P8	GD27238	P226	GD29318	P279
GD26535	P360	GD26989	P319	GD27238	P242	GD29318	P280
GD26535	P363	GD26989	P350	GD27290	P419	GD29318	P295
GD26535	P366	GD26993	P360	GD2745-28	P224	GD29319	P295
GD26535	P369	GD26993	P366	GD27520	P120	GD29321	P269
GD26535	P395	GD26993	P370	GD27520	P310	GD29321	P270
GD26535	P400	GD26995	P353	GD27571	P154	GD29321	P272
GD26535	P404	GD26995	P357	GD27572	P154	GD29321	P278
GD26535	P408	GD26995	P360	GD27607	P84	GD29321	P279
GD26535	P412	GD26995	P363	GD27624	P124	GD29321	P280
GD26535	P416	GD26995	P367	GD28354	P255	GD29324	P279
GD26540	P387	GD26995	P370	GD28363	P255	GD29324	P280
GD26542	P387	GD26996	P353	GD28372	P324	GD29326	P116
GD26572	P34	GD26996	P357	GD28372	P326	GD29327	P114
GD26572	P36	GD26996	P360	GD28390	P4	GD29328	P114
GD26593	P16	GD26996	P363	GD28420	P32	GD29401	P146
GD26597	P138	GD26996	P367	GD28420	P48	GD29401	P148
GD26598	P427	GD26996	P370	GD28515	P42	GD29419	P112
GD26672	P239	GD27019	P256	GD28630	P185	GD29425	P16
GD26672	P381	GD27021	P42	GD28631	P16	GD2947	P34
GD26672	P381	GD27064	P281	GD28785	P426	GD2947	P36
GD26672	P384	GD27066	P224	GD28786	P426	GD29491	P42
GD26672	P387	GD27067	P224	GD28798	P230	GD29492	P42
GD26697	P66	GD27068	P224	GD28815	P190	GD29493	P36
GD26697	P68	GD27087-01	P130	GD28817	P189	GD29497	P324
GD26775	P181	GD27087-03	P136	GD29030-02	P128	GD29502-26	P369
GD26789	P178	GD27152	P101	GD29030-03	P130	GD29502-26	P375
GD26789	P182	GD27165	P372	GD29030-13	P130	GD29502-30	P353
GD26790	P178	GD27165	P374	GD29066	P430	GD29502-30	P366
GD26790	P182	GD27190	P319	GD29103-01	P114	GD29502-31.5	P357
GD26802	P34	GD27190	P350	GD29103-01	P116	GD29502-31.5	P361
GD26803	P36	GD27197	P193	GD29104-01	P134	GD29502-31.5	P369
GD26804	P34	GD27197	P378	GD29104-01	P136	GD29502-31.5	P372
GD26804	P36	GD27197	P384	GD29104-01	P433	GD29502-36.75	P363
GD26816	P353	GD27198	P193	GD29104-02	P126	GD29509	P150
GD26816	P357	GD27199	P193	GD29104-03	P134	GD29534	P426
GD26816	P360	GD27200	P193	GD29105	P317	GD29541	P426
GD26816	P363	GD27200	P378	GD29210-01	P104	GD29602	P426
GD26816	P366	GD27200	P384	GD29210-01	P106	GD29603	P426
GD26816	P369	GD27201	P193	GD29210-01	P108	GD29625	P395
GD26816	P370	GD27201	P378	GD29210-02	P104	GD29625	P399
GD26816	P372	GD27201	P384	GD29210-02	P106	GD29625	P403
GD26912	P436	GD27204	P100	GD29210-02	P108	GD29625	P407
GD26944	P432	GD2721	P179	GD29210-03	P104	GD29625	P411
GD26954	P185	GD2721	P181	GD29210-03	P106	GD29625	P415
GD26955	P185	GD2721	P184	GD29210-03	P108	GD29635	P106
GD26962	P179	GD2721	P433	GD29210-04	P104	GD29657	P16
GD26966	P224	GD27233	P235	GD29210-04	P106	GD29661	P155
GD2697	P179	GD27234	P232	GD29210-04	P108	GD29708	P426

# Numerical Index

M0307-02

Model 4905

Part No.	Page	Part No.	Page	Part No.	Page	Part No.	Page
GD29709	P384	GD30725	P11	GD33758	P332	GD35470	P298
GD29709	P387	GD30725	P30	GD33758	P345	GD35479	P330
GD29709	P395	GD30725	P32	GD33759	P332	GD35487	P216
GD29709	P399	GD30726	P14	GD33759	P345	GD35493	P332
GD29709	P403	GD30726	P347	GD34021-02	P21	GD35497	P330
GD29709	P407	GD30726	P350	GD34081	P106	GD35499	P296
GD29709	P411	GD30779	P120	GD34081	P108	GD35574	P347
GD29709	P415	GD30779	P122	GD34103	P70	GD35609	P14
GD2971-10	P34	GD30780	P122	GD34209	P223	GD35609	P50
GD2971-11	P179	GD30781	P120	GD3421	P106	GD35629	P14
GD2971-17	P146	GD30782	P120	GD3421	P179	GD35647	P285
GD2971-17	P148	GD30877	P427	GD34633	P238	GD35648	P285
GD2971-26	P66	GD30882	P70	GD34633	P275	GD35649	P285
GD2971-26	P68	GD30882	P82	GD34633	P276	GD35784-01	P21
GD2971-30	P14	GD30902	P158	GD34646	P231	GD35791	P332
GD2971-30	P50	GD30903	P158	GD34646	P233	GD35792	P332
GD29730	P426	GD31328	P310	GD34727	P269	GD35835	P292
GD29731	P426	GD31424	P71	GD34774	P16	GD35835	P294
GD29760	P426	GD31424	P72	GD34923	P426	GD35836	P14
GD29773	P430	GD31424	P73	GD35127	P110	GD35836	P347
GD29784	P430	GD31424	P74	GD35210	P273	GD35837	P347
GD29813	P395	GD31424	P75	GD35210	P274	GD35838	P347
GD29813	P399	GD31429	P353	GD35251	P278	GD35844	P86
GD29813	P403	GD31429	P357	GD35271	P289	GD35857	P86
GD29813	P408	GD31429	P360	GD35274-01	P86	GD35880-04	P7
GD29813	P412	GD31429	P363	GD35294	P66	GD35891	P294
GD29813	P416	GD31429	P366	GD35294	P68	GD35895	P330
GD29818	P427	GD31429	P370	GD35294	P70	GD35896	P214
GD29820	P427	GD31466	P427	GD35294	P82	GD35904-01	P218
GD29821	P427	GD32061	P348	GD35314	P295	GD35904-01	P220
GD2984	P443	GD32360	P44	GD35339	P110	GD35904-01	P222
GD2984	P443	GD32362	P44	GD35340	P110	GD35907	P330
GD30262	P70	GD32454	P44	GD35381	P262	GD35907	P347
GD30262	P82	GD32458	P44	GD35413-19.75	P354	GD35908	P216
GD30262	P256	GD32463	P44	GD35413-19.75	P358	GD35913	P347
GD30262	P258	GD3248	P185	GD35413-19.75	P364	GD35913	P391
GD30273	P226	GD32516	P44	GD35434	P66	GD35921	P348
GD30274	P226	GD32535	P287	GD35434	P68	GD35973	P387
GD30283	P144	GD32536	P287	GD35435	P66	GD3612	P4
GD30284	P144	GD32537	P287	GD35435	P68	GD36212	P242
GD30294	P267	GD32538	P287	GD35437	P66	GD36215	P242
GD30379	P178	GD32539	P287	GD35437	P68	GD3623	P353
GD30379	P182	GD32948	P430	GD35447	P70	GD3623	P357
GD30573	P426	GD33361	P238	GD35449	P14	GD3623	P360
GD30644	P134	GD33361	P273	GD35449	P50	GD3623	P363
GD30644	P136	GD33361	P274	GD35449	P78	GD3623	P366
GD30683	P108	GD33361	P275	GD35449	P78	GD3623	P369
GD30684	P108	GD33361	P276	GD35449	P347	GD3623	P372
GD30685	P108	GD33515	P44	GD35449	P348	GD3623	P374
GD30686	P108	GD33707	P118	GD35459	P48	GD36246	P250
GD30687	P108	GD33756	P345	GD35465	P345	GD36249	P248
GD30700	P430	GD33757	P345	GD35470	P297	GD36393	P262

Part No.	Page	Part No.	Page	Part No.	Page	Part No.	Page
GD36426	P248	GD4887-01	P185	GD7148	P39	GR0528	P190
GD36426	P250	GD4887-27	P86	GD7258	P39	GR0528	P191
GD36426	P252	GD4887-30	P185	GD7318	P10	GR0664	P20
GD36426	P391	GD5175-33	P239	GD7318	P154	GR0761	P268
GD36427	P175	GD5175-34	P234	GD7426	P149	GR0761	P289
GD36494	P248	GD5175-34	P236	GD7426	P155	GR0763	P268
GD36494	P250	GD5625	P112	GD7426	P160	GR0763	P283
GD36494	P252	GD5857	P32	GD7803	P27	GR0764	P283
GD36494	P391	GD5857	P146	GD7804	P27	GR0911	P149
GD36666	P262	GD5857	P148	GD7864	P189	GR0912	P138
GD36667	P262	GD5857	P150	GD7864	P190	GR0912	P140
GD36680	P255	GD5857	P152	GD7864	P191	GR0912	P142
GD36681	P255	GD5857	P160	GD7864	P191	GR0912	P144
GD36682	P255	GD5857	P378	GD7904-09	P182	GR0912	P146
GD36709	P12	GD5857	P381	GD7904-09	P185	GR0912	P146
GD36713	P12	GD5857	P384	GD7907	P426	GR0912	P146
GD36715	P182	GD5857	P387	GD8218	P179	GR0912	P148
GD36716	P186	GD5857	P387	GD8218	P185	GR0912	P148
GD36723	P345	GD5900-37	P185	GD8306	P80	GR0912	P149
GD36724	P345	GD6279-05	P326	GD8460	P26	GR0912	P378
GD36820	P256	GD6291	P38	GD8778	P21	GR0912	P381
GD36821	P255	GD6291	P384	GD8893-01	P160	GR0912	P384
GD36822	P255	GD6291	P387	GD8893-04	P138	GR0912	P387
GD36854	P160	GD6291	P395	GD8893-04	P144	GR1037	P106
GD36856	P11	GD6291	P399	GD8893-07	P110	GR1037	P108
GD36860	P11	GD6291	P404	GD9120	P26	GR1037	P179
GD36895	P26	GD6291	P407	GD9254	P27	GR1037	P182
GD36922	P20	GD6291	P411	GD9464-03	P108	GR1037	P185
GD36938	P56	GD6291	P415	GD9667	P158	GR1037	P196
GD36951	P50	GD6775	P153	GD9671	P158	GR1037	P196
GD36954	P60	GD6825-11.625	P140	GD9672	P158	GR1037	P196
GD36958	P58	GD6825-11.625	P142	GD9720	P32	GR1037	P198
GD36959	P62	GD6825-11.625	P148	GD9724	P30	GR1037	P198
GD36961	P51	GD6825-12.688	P142	GD9724	P32	GR1037	P198
GD36971	P299	GD6825-14.625	P140	GD9896	P322	GR1037	P198
GD36974	P6	GD6825-42.75	P148	GM0307-01	P445	GR1037	P200
GD36977	P6	GD6825-44.625	P146	GM0307-02	P445	GR1037	P200
GD36978	P330	GD6825-47	P146	GPR1094	P445	GR1037	P223
GD36990	P11	GD6825-49.50	P140	GR0146MPP	P444	GR1037	P224
GD37001	P84	GD6825-59	P142	GR0150	P188	GR1037	P225
GD37049	P94	GD7079	P189	GR0151	P188	GR1037	P226
GD37051	P94	GD7079	P190	GR0188	P425	GR1037	P226
GD3951	P353	GD7079	P191	GR0196	P34	GR1037	P231
GD3951	P357	GD7089	P189	GR0196	P39	GR1037	P232
GD3951	P360	GD7089	P190	GR0196	P142	GR1037	P232
GD3951	P363	GD7089	P191	GR0196	P146	GR1037	P235
GD3951	P366	GD7127	P150	GR0196	P148	GR1037	P238
GD3951	P369	GD7145	P66	GR0196	P148	GR1037	P242
GD3951	P372	GD7145	P68	GR0270	P134	GR1037	P244
GD3951	P374	GD7145	P248	GR0270	P192	GR1037	P261
GD4700	P153	GD7145	P250	GR0434	P192	GR1037	P262
GD4701	P153	GD7145	P252	GR0434	P425	GR1037	P268
		GD7145	P347	GR0508	P366	GR1037	P268
				GR0528	P189	GR1037	P270



# Numerical Index

M0307-02

Model 4905

Part No.	Page	Part No.	Page	Part No.	Page	Part No.	Page
GR1037	P272	GR1294	P148	GR1542	P424	GR1912	P189
GR1037	P273	GR1295	P140	GR1543	P422	GR1912	P190
GR1037	P274	GR1295	P142	GR1543	P424	GR1912	P190
GR1037	P275	GR1295	P146	GR1544	P424	GR1912	P191
GR1037	P276	GR1295	P148	GR1545	P424	GR1912	P191
GR1037	P278	GR1301	P140	GR1557	P140	GR1919	P369
GR1037	P278	GR1301	P142	GR1557	P142	GR1919	P374
GR1037	P279	GR1301	P146	GR1557	P146	GR1921	P170
GR1037	P280	GR1301	P148	GR1557	P148	GR1921	P172
GR1037	P281	GR1303	P158	GR1559	P424	GR1939	P284
GR1037	P282	GR1304	P158	GR1561	P424	GR1941	P353
GR1037	P283	GR1305	P158	GR1566	P424	GR1941	P357
GR1037	P286	GR1306	P158	GR1567	P424	GR1941	P360
GR1037	P286	GR1363	P322	GR1568	P424	GR1941	P366
GR1037	P288	GR1364	P322	GR1569	P20	GR1941	P369
GR1037	P288	GR1389	P422	GR1570MPP	P444	GR1941	P372
GR1037	P295	GR1415	P306	GR1574	P424	GR1941	P374
GR1045	P82	GR1465	P179	GR1575	P424	GR1943	P170
GR1045	P227	GR1465	P223	GR1709	P353	GR1951	P170
GR1045	P227	GR1465	P225	GR1709	P357	GR1961	P82
GR1045	P230	GR1465	P238	GR1709	P360	GR1967	P82
GR1045	P230	GR1465	P274	GR1709	P363	GR1969	P82
GR1045	P256	GR1465	P275	GR1709	P369	GR1970	P82
GR1045	P258	GR1465	P276	GR1709	P372	GR1971	P82
GR1045	P264	GR1465	P297	GR1709	P374	GR1977	P82
GR1045	P268	GR1465	P298	GR1736	P324	GR1978	P82
GR1045	P271	GR1465	P298	GR1739	P353	GR1979	P82
GR1045	P273	GR1466	P70	GR1739	P357	GR2003	P422
GR1045	P274	GR1466	P82	GR1739	P360	GR2041	P284
GR1045	P278	GR1466	P214	GR1739	P363	GR2056	P366
GR1045	P278	GR1466	P225	GR1739	P369	GR2056	P369
GR1045	P279	GR1466	P226	GR1739	P372	GR2056	P372
GR1045	P280	GR1466	P256	GR1750	P283	GR2056	P374
GR1045	P286	GR1466	P258	GR1777	P66	GR2083	P266
GR1104	P422	GR1466	P267	GR1777	P68	GR2109	P82
GR1112	P422	GR1466	P269	GR1777	P101	GR2111	P227
GR1116	P422	GR1466	P269	GR1795	P422	GR2112	P244
GR1118	P422	GR1466	P278	GR1797	P422	GR2124	P140
GR1120	P422	GR1466	P281	GR1799	P422	GR2124	P142
GR1123	P422	GR1466	P281	GR1801	P422	GR2124	P146
GR1124	P422	GR1466	P295	GR1802	P422	GR2124	P148
GR1134	P422	GR1466	P299	GR1804	P422	GR2125	P140
GR1292	P42	GR1466	P284	GR1805	P422	GR2125	P142
GR1292	P322	GR1467	P267	GR1806	P422	GR2125	P146
GR1292	P327	GR1467	P278	GR1808	P378	GR2125	P148
GR1293	P140	GR1519	P225	GR1808	P422	GR2126	P255
GR1293	P142	GR1521	P223	GR1838	P308	GR2127MPP	P444
GR1293	P146	GR1532	P224	GR1839	P308	GR2142	P230
GR1293	P148	GR1533	P424	GR1842MPP	P444	GR2144	P353
GR1294	P140	GR1535	P424	GR1846	P284	GR2144	P357
GR1294	P142	GR1540	P424	GR1848	P20	GR2144	P360
GR1294	P146	GR1541	P424	GR1912	P189	GR2144	P363

Part No.	Page	Part No.	Page	Part No.	Page	Part No.	Page
GR2144 . . . . .	P366						
GR2144 . . . . .	P369						
GR2144 . . . . .	P372						
GR2144 . . . . .	P374						
GR2145 . . . . .	P235						
GR2154 . . . . .	P20						
GR2185 . . . . .	P422						
GR2191 . . . . .	P282						
GR2217 . . . . .	P445						
GR2231 . . . . .	P226						
GR2233 . . . . .	P170						
GR2235 . . . . .	P282						
GR2240MPP . . . . .	P445						
GR2241MPP . . . . .	P445						
GR2279 . . . . .	P308						
GR2287 . . . . .	P289						
GR2312 . . . . .	P264						
GR2334 . . . . .	P444						
GR2335 . . . . .	P444						
GR2361 . . . . .	P292						
GR2361 . . . . .	P294						
GR2362 . . . . .	P245						
GR2363 . . . . .	P245						
GR2368 . . . . .	P292						
GR2368 . . . . .	P294						
GR2374 . . . . .	P432						
GR2382 . . . . .	P255						