

MODEL 4705 FRONT FOLDING PLANTER PARTS MANUAL

M0306-02

Rev. 2/22

This manual applies to: Model: 4705 Front Folding Planter
 2021 Production and On

Record the model number and serial number of your planter along with date purchased:

Serial Number _____

Date Purchased _____

Information in this manual was current at time of printing. However, due to Kinze's ongoing product improvement, production changes may cause your machine to appear slightly different in detail. Kinze Manufacturing, Inc. reserves the right to change specifications or design without notice and without incurring obligation to install the same on machines previously manufactured.

Right hand (R.H.) and left hand (L.H.), as used throughout this manual, are determined by facing in the direction the machine will travel when in use, unless otherwise stated.

ROW UNIT

Pull Row Unit Assembly P1
 Shank Assembly, Seed Tube, and Depth Adjustment P3
 Parallel Arms, Mounting Support Plate, and Quick Adjustable Down Forces Springs Option. P5
 Parallel Arms, Mounting Support Plate, and Quick Adjustable Down Forces Springs Option. P5
 Hopper Support P7
 Pneumatic Down Pressure Row Unit Assembly P9
 15" Seed Opener Disc Blade/Bearing Assembly, and Scrapers P11
 Gauge Wheels P13
 Blue Drive Row Unit. P15
 Vacuum Seed Meter P17
 Bulk Fill Mini-Hopper P20
 "V" Closing Wheels P21
 Row Unit Mounted No Till Coulter P23
 Coulter Mounted Residue Wheels P25
 Row Unit Mounted Double Residue Wheels P27
 Granular Chemical Rear Banding Options (Electric Drive). P29
 Granular Chemical Hopper P31
 Granular Chemical Meter Assembly (Electric Drive) P33
 True Speed Row Unit. P35
 True Speed Seed Delivery System W/Driver. P37
 True Speed Seed Delivery System Assembly P39
 True Speed Seed Meter. P43
 True Speed Meter Housing P45
 True Speed Meter Cover P47
 True Speed Mini-Hopper P49

VACUUM SYSTEM

Vacuum Fan and Manifold P51
 Vacuum Fan Assembly P54
 Hydraulic PTO Pump System P55
 PTO Pump Reservoir Assembly P57

BULK FILL SYSTEM

Bulk Fill System P59
 Bulk Fill Fan Assembly. P61
 Bulk Fill Tank and Entrainers P63
 Bulk Fill Tank Assembly P65
 Bulk Fill Distribution Hoses, 24 Row P67
 Bulk Fill Distribution Hoses, 36 Row P69
 Entrainer Assembly P71
 Bulk Fill Scale Package (2021 Production) P73
 Bulk Fill Scale Package (2022 Production and On). P75
 Bulk Fill Catwalk P77
 Bulk Fill Hose Holders P79
 Bulk Fill Catwalk Extension W/Granular Chemical P81

BASE MACHINE

Hitch. P83
 Base Machine P84
 H-Frame, Hitch, and Axle. P85
 Rails on Hitch. P87
 Transport Axle W/Hubs P89
 R.H. Wing P91
 L.H. Wing P93
 Hub and Spindle Assembly P95
 Jump Start Assembly P96
 Hitch Assembly P97
 Drawbar Hitch W/Out Clevis P99
 Safety Chain P101
 Transport Tires. P102
 12V Electric Compressor. P103
 Electric Compressor P105
 Hydraulic Down Force (True Depth) P107
 Row Markers P111
 Row Marker Assembly. P113
 Second Stage Marker P117
 Row Marker Spindle/Hub/Blade. P119

HYDRAULICS

Hydraulic Schematic P121
 Row Markers, Hydraulic Schematic. P124
 Power Pack Hydraulic Schematic P125
 Options Hydraulic Schematic. P127
 Hydraulic Down Force Hose Routing, 24 Row 30" P129
 Hydraulic Down Force Hose Routing, 36 Row 20" P131
 Row Marker Cylinder P133
 Drawbar Hitch Cylinder P135
 Fold Cylinder P137
 Tongue Lock Cylinder P138
 Wing Cylinder P139
 Master Cylinder (Center) P141
 Wing Down Pressure Cylinder. P143
 Hydraulic Down Force Cylinder. P144
 Wing Latch Cylinder. P146
 Lift/Down Force Manifold Block P147
 Hydraulic Valve Block on Front Hitch. P149
 Hydraulic Valve Block on Outer Wings P150
 Fold/Marker Manifold Block P151
 Down Force Manifold Block Assembly. P152
 Row Unit Control Block, Pull Row Units P153
 Hydraulic Down Force Wing Junction Block P154
 Hydraulic Down Force Center Junction Block P155
 Vacuum Fan Hydraulic Block. P156

| | |
|--|------|
| Bulk Fill Fan Valve Block | P157 |
| PTO Pump | P158 |
| PTO Lower Reservoir Block Assembly | P159 |
| PTO Reservoir Block Assembly | P161 |
| Power Pack Hydraulic Motor Valve Block | P163 |
| Wing Cylinder Manifold Block | P164 |
| Master Cylinder Manifold Block | P165 |
| Hydraulic Fertilizer Pump | P166 |
| Hydraulic Fertilizer Block | P167 |
| PTO Case Drain Recovery Block Assembly | P168 |

ELECTRICAL

| | |
|---|------|
| Miscellaneous Electrical Components | P169 |
| Blue Drive Ethernet Schematic, 24 Row 30" (True Rate) | P171 |
| Blue Drive Ethernet Schematic, 36 Row 20" (True Rate) | P172 |
| Blue Drive Ethernet Schematic, 24 Row 30" (True Speed) | P173 |
| Blue Drive Ethernet Schematic, 36 Row 20" (True Speed) | P174 |
| Blue Drive Interconnect Schematic (True Rate) | P175 |
| Blue Drive Interconnect Schematic (True Speed) | P177 |
| BUS Box | P180 |
| Control Box | P181 |
| Power Pack Assembly | P183 |
| Blue Vantage Display | P187 |
| Safety/Warning Lights | P189 |
| Auxiliary Work Lights | P191 |
| GPS 7500 Receiver Package | P192 |
| Camera | P193 |

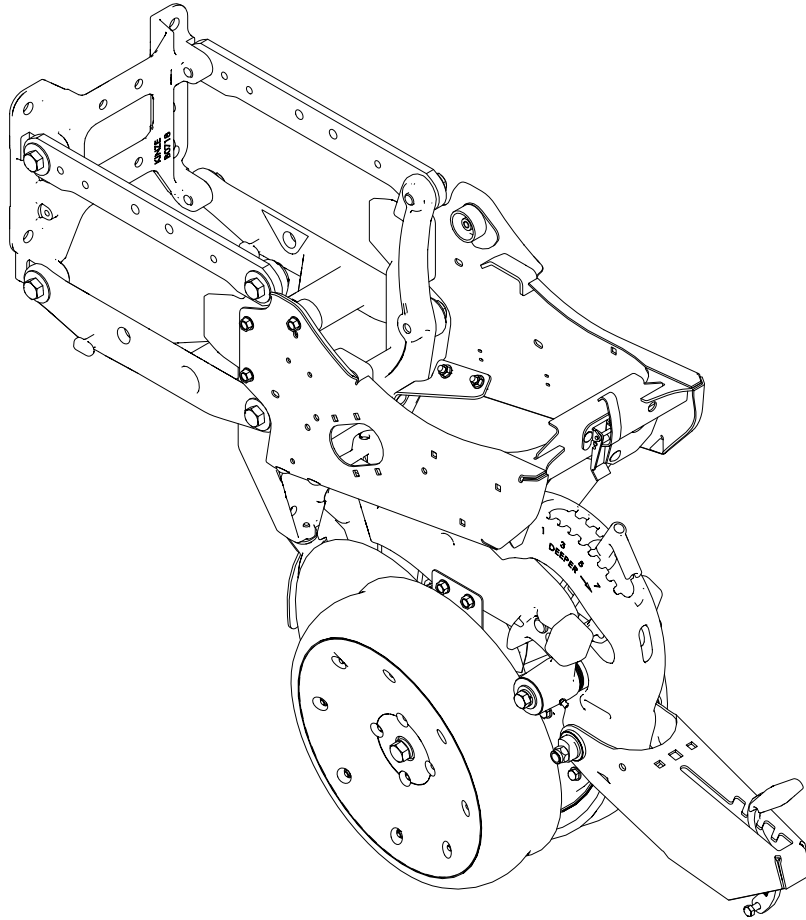
FERTILIZER

| | |
|---|------|
| Centrifugal W/Manifold (2021 Production Only) | P201 |
| Centrifugal W/Manifold (2022 Production And On) | P205 |
| Fertilizer Flow Switch Package | P211 |
| Fertilizer Manifold Assemblies | P209 |
| Fertilizer Shut Off | P211 |
| Liquid Fertilizer System, 600 Gallon Tank (2021 Production) | P195 |
| Liquid Fertilizer System, 750 Gallon Tank (2022 Production and On) | P198 |
| Liquid Fertilizer Tube In Furrow | P212 |

DECALS, PAINT, AND MISCELLANEOUS P213

NUMERICAL INDEX P223

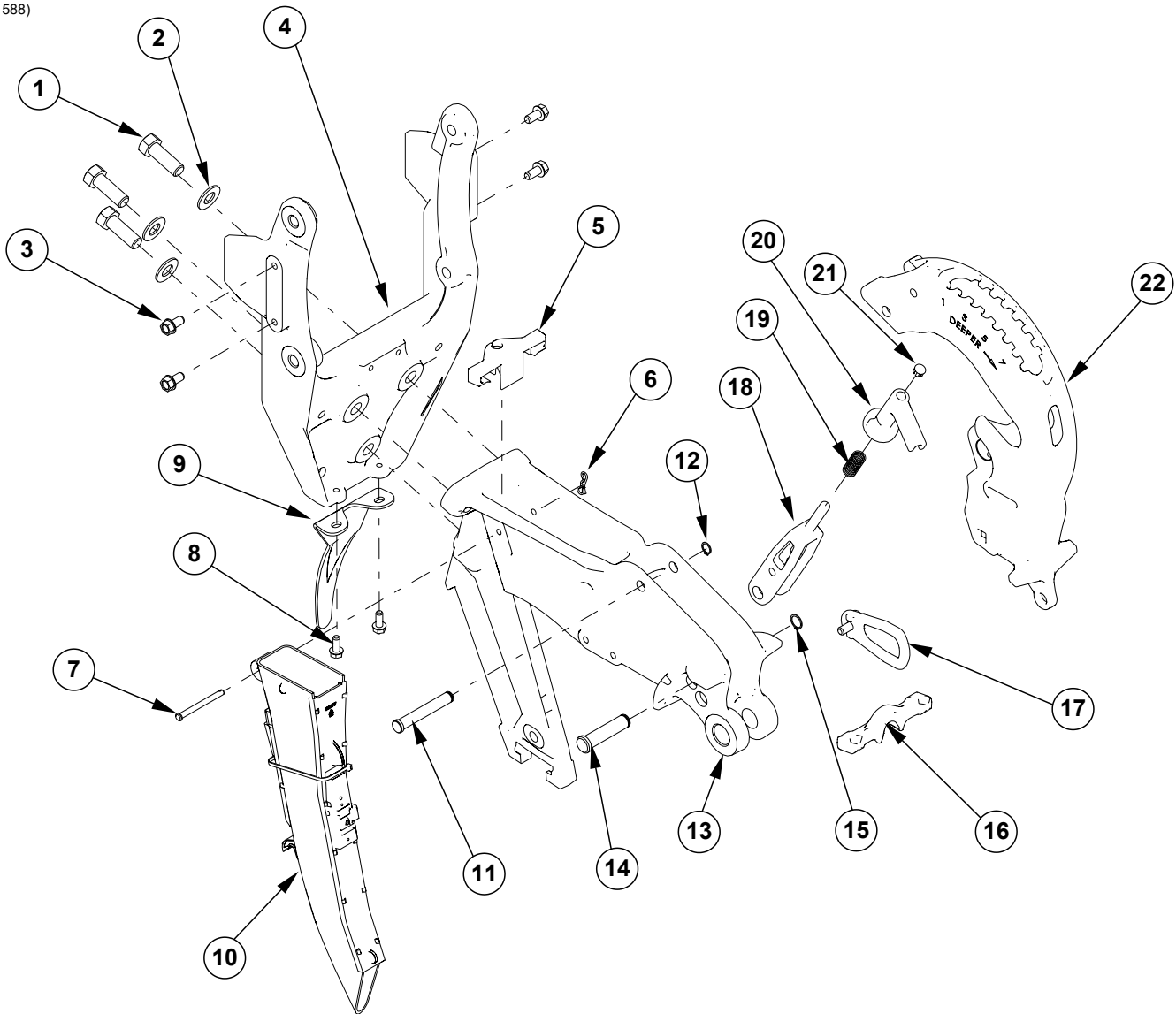
NOTE: Row unit assembly does not include the following: seed meter assembly, seed tube assembly, row unit hopper assembly, closing wheels, or seed meter clutch.



| ITEM | PART NO. | QTY. (Per Row) | DESCRIPTION |
|------|----------|-------------------|------------------------|
| 1 | G10506X | 1 | Pull Row Unit Assembly |

This page left blank intentionally.

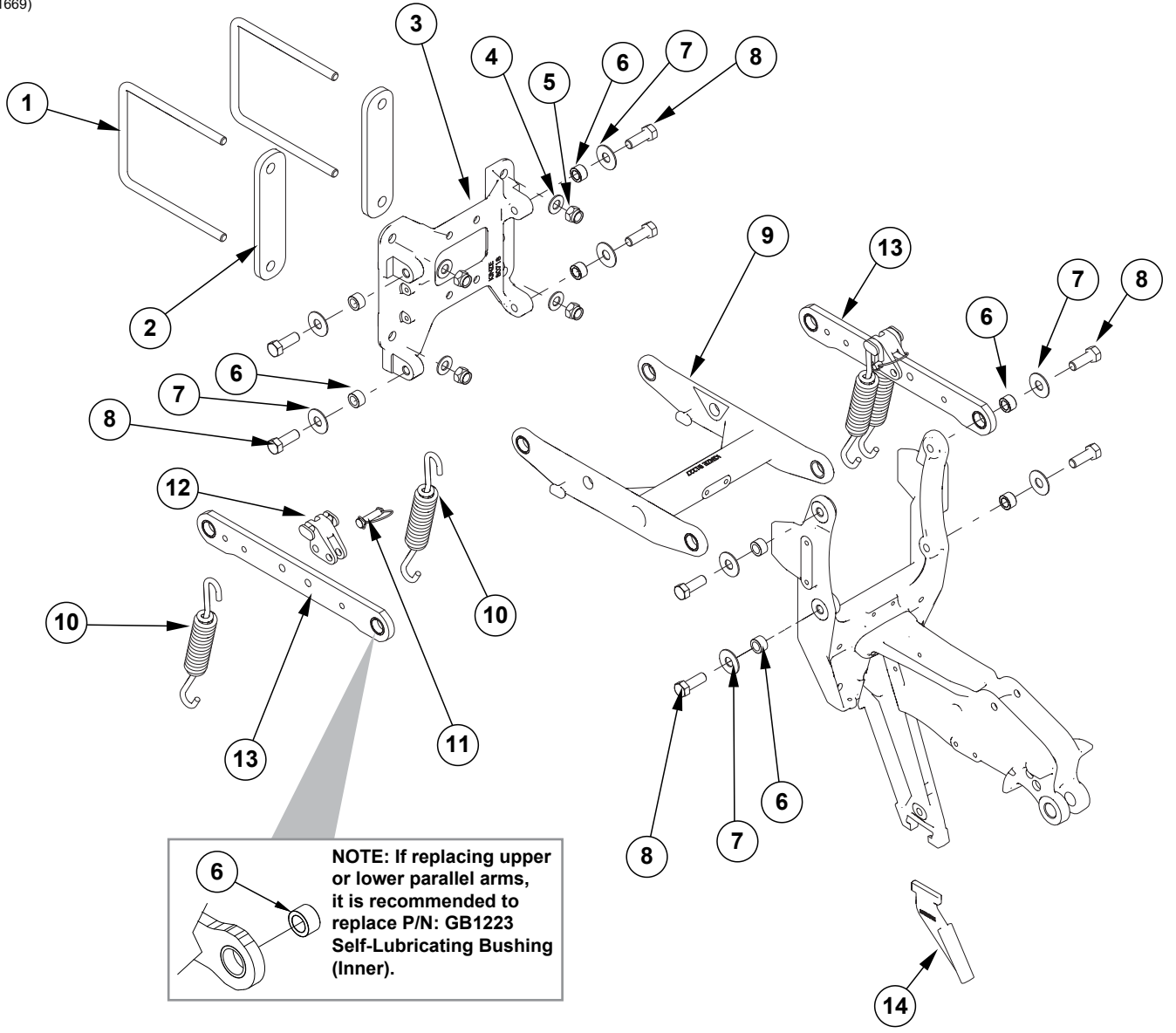
(IP1588)



| ITEM | PART NO. | QTY. (Per Row) | DESCRIPTION |
|------|-----------|-------------------|---|
| 1 | G10005 | 3 | Hex Head Cap Screw, 5/8"-11 x 1 3/4" |
| 2 | G11391 | 3 | Flat Washer, 5/8" SAE |
| 3 | G11123 | 4 | Hex Serrated Flange Cap Screw, 3/8"-16 x 3/4" |
| 4 | GD25071 | 1 | Shank Yoke |
| 5 | GB0918 | 1 | Cable Retainer |
| 6 | G10122301 | 1 | Bow Tie Cotter Pin |
| 7 | G11465 | 1 | Pin, 1/4" x 2 3/4" |
| 8 | G11539 | 2 | Hex Socket Flange Cap Screw, 5/16"-18 x 3/4" |
| 9 | GD28390 | 1 | Shield |
| 10 | GA26539 | 1 | Seed Tube W/Sensor, (Electric Drive) |
| | GA20901 | - | Seed Tube Only (Included W/GA26539) |
| 11 | GD26971 | 1 | Pin, 1/2" x 3 1/4" |
| 12 | G11428 | 1 | Retaining Ring, 1/2" |
| 13 | GD25072 | 1 | Center Shank |
| 14 | GD26970 | 1 | Pin, 5/8" x 2 1/2" |
| 15 | G10567 | 1 | External Retaining Ring, 5/8" |
| 16 | GB0265 | 1 | Pivot Link, Depth Adjustment |
| 17 | GB0285 | 1 | Collar, Depth Adjustment |
| | G10402701 | 1 | Depth Adjust Pin |
| 18 | GB0267 | 1 | Lever, Depth Adjustment |
| 19 | GD10993 | 1 | Spring |
| 20 | GB0266 | 1 | Handle, Depth Adjustment |
| 21 | GD3612 | 1 | Cap Plug |
| 22 | GB0722 | 1 | Rear Shank |
| 23 | G10475701 | 1 | Seed Tube Brush, Microfiber |

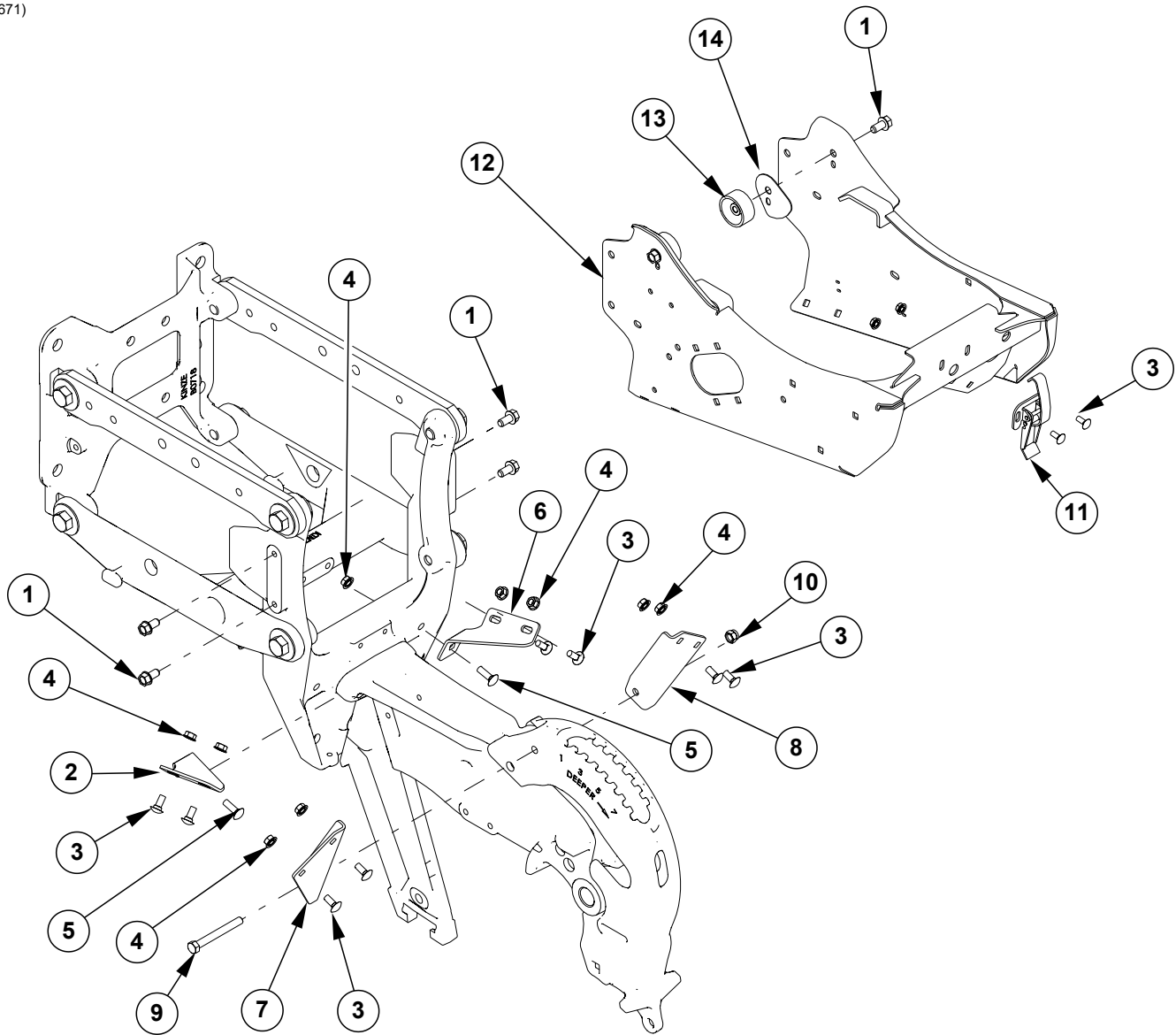
Parallel Arms, Mounting Support Plate, and Quick Adjustable Down Forces Springs Option

(IP1669)



| ITEM | PART NO. | QTY. (Per Row) | DESCRIPTION |
|------|-----------|-------------------|---|
| 1 | GD14559 | 2 | U-Bolt, 7" x 7" x 5/8"-11 |
| 2 | GD36974 | 2 | Plate Spacer |
| 3 | GD36977 | 1 | Row Unit Face Plate |
| 4 | G11391 | 4 | Flat Washer, 5/8" SAE |
| 5 | G10107 | 4 | Lock Nut, 5/8"-11 |
| 6 | GB1223 | 8 | Self-Lubricating Bushing |
| 7 | G11976 | 8 | Flat Washer, 5/8" x 1 3/4" |
| 8 | G10141901 | 8 | Hex Head Cap Screw, 5/8"-11 x 1 3/4", Grade 8 |
| 9 | GA26960 | 1 | Lower Parallel Arm Assembly |
| | GB1224 | - | Self-Lubricating Bushing, 1 1/4" O.D. x 1" I.D. x 1/2" (Included in GA26960) |
| 10 | GD21337 | 4 | Heavy Duty Down Pressure Spring |
| 11 | GD14217 | 2 | Tab Lock Pin, 7/16" x 1 1/2" |
| 12 | GB0186 | 2 | Spring Anchor |
| 13 | GA27122 | 2 | Upper Parallel Arm Assembly |
| | GB1224 | - | Self-Lubricating Bushing, 1 1/4" O.D. x 1" I.D. x 1/2" (Included in GA27122) |
| 14 | G10035901 | 1 | Scraper, Standard |
| A | G1K760 | - | Pull Row Unit Parallel Arm Kit, Includes: (8) G10141901, (8) G11976, (4) G10107, (4) G11391, (1) GD36977, (2) GD36974, (2) GD14559, (2) A27122, (1) GA26960, (8) GB1223, (1) IS1067 |

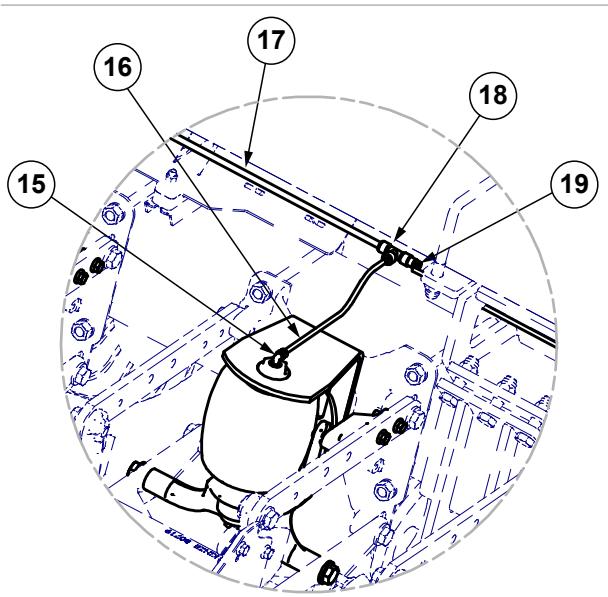
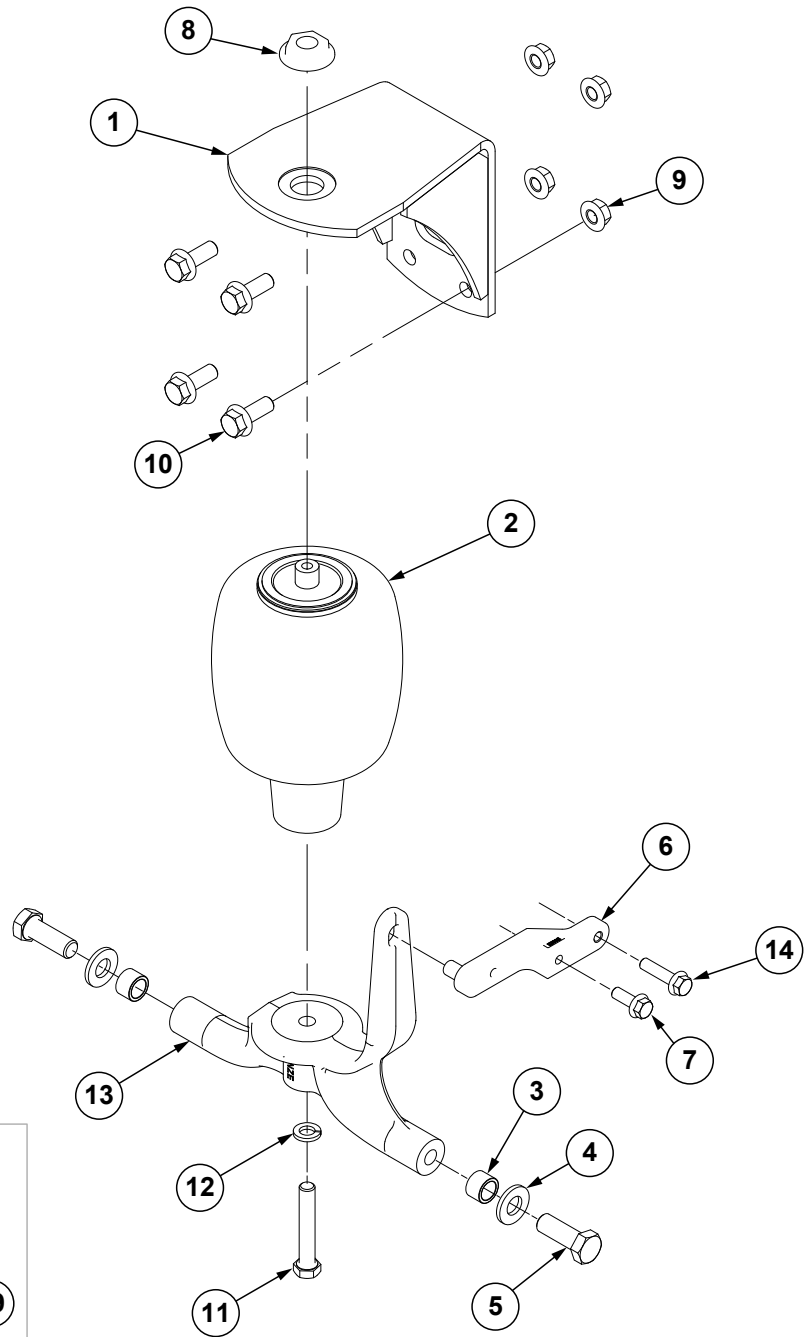
(IP1671)



| ITEM | PART NO. | QTY. (Per Row) | DESCRIPTION |
|------|------------|-------------------|---|
| 1 | G11123 | 6 | Hex Serrated Flange Cap Screw, 3/8"-16 x 3/4" |
| 2 | GD25379 | 1 | L.H. Front Mounting Bracket |
| 3 | G10312 | 10 | Carriage Bolt, 5/16"-18 x 3/4" |
| 4 | G10620 | 10 | Serrated Flange Nut, 5/16"-18 |
| 5 | G10303 | 2 | Carriage Bolt, 5/16"-18 x 1" |
| 6 | GD25380 | 1 | R.H. Front Mounting Bracket |
| 7 | GD25383 | 1 | L.H. Mounting Bracket |
| 8 | GD25384 | 1 | R.H. Mounting Bracket |
| 9 | G10809 | 1 | Hex Head Cap Screw, 3/8"-16 x 3/4" |
| 10 | G10108 | 1 | Lock Nut, 3/8"-16 |
| 11 | GA2007 | 1 | Hopper Hold Down Latch |
| 12 | GA25182 | 1 | Hopper Support |
| 13 | GB1218 | 2 | Hopper Mount |
| 14 | GD35880-04 | 2 | Mini Hopper Shim, 18 Gauge (.0478") |

This page left blank intentionally.

(A17631)

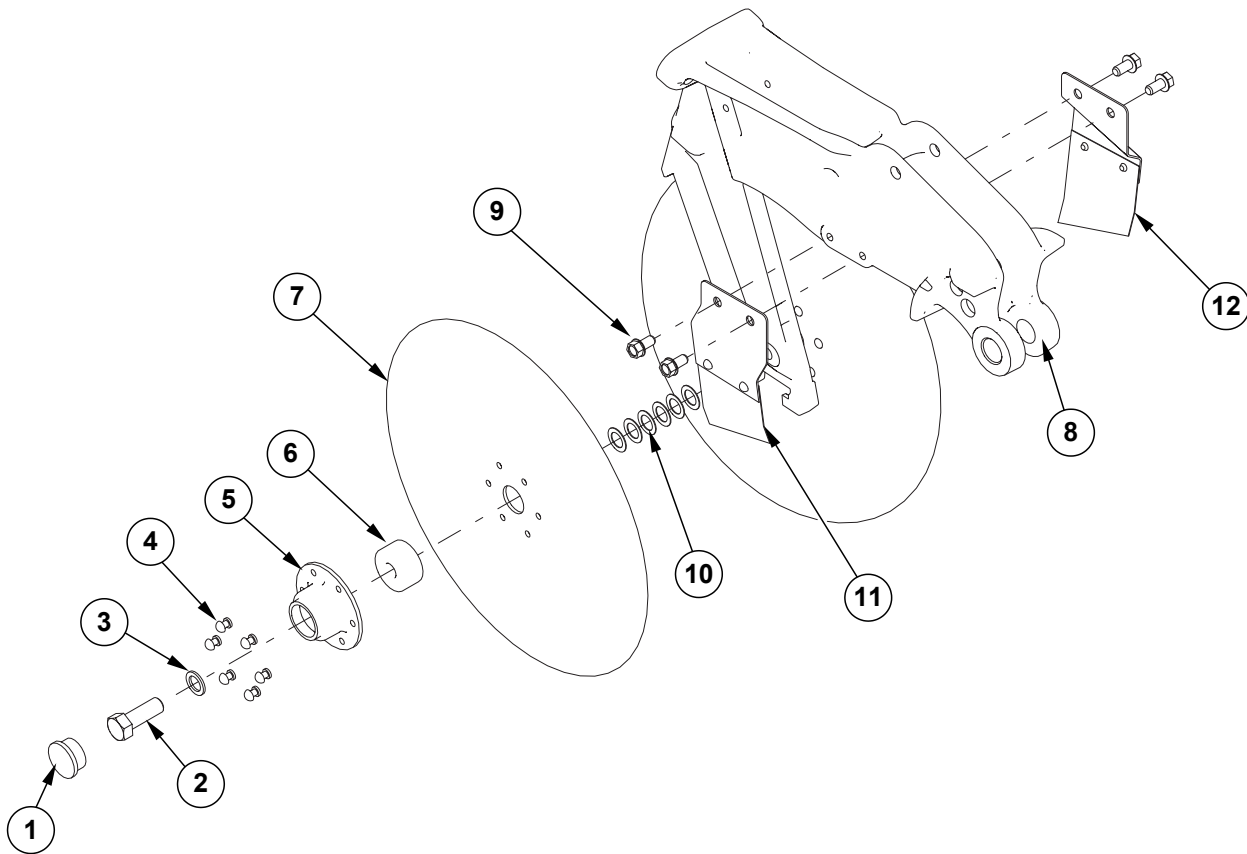


| ITEM | PART NO. | QTY. (Per Row) | DESCRIPTION |
|------|-------------|-------------------|--|
| 1 | GA17580 | 1 | Pneumatic Down Pressure Mount |
| 2 | GA11982 | 1 | Air Spring Assembly |
| | G10037 | - | Hex Head Cap Screw, 1/2"-13 X 1 1/4" |
| | G10228 | - | Lock Washer, 1/2" |
| 3 | GB0218 | 2 | Bushing, 2 1/32" I.D. x 7/8" O.D. x 1 9/32" Long |
| 4 | G11391 | 2 | Flat Washer, 5/8" SAE |
| 5 | G10005 | 2 | Hex Head Cap Screw, 5/8"-11 x 1 3/4" |
| 6 | GD26974 | 1 | Stabilizer Arm |
| 7 | G11124 | 1 | Hex Serrated Flange Cap Screw, 3/8"-16 x 1" |
| 8 | GB0397 | 1 | Shoulder Nut, 3/4"-16 |
| 9 | G10071 | 4 | Serrated Flange Nut, 1 1/2"-13 |
| 10 | G11271 | 4 | Hex Socket Flange Cap Screw, 1/2"-13 x 1 1/4" |
| 11 | G10038 | 1 | Hex Head Cap Screw, 1/2"-13 x 3" |
| 12 | G10228 | 1 | Lock Washer, 1/2" |
| 13 | GD25309 | 1 | Air Bag Saddle |
| 14 | G11408 | 1 | Hex Serrated Flange Cap Screw, 3/8"-16 x 1 1/2" |
| 15 | GD19080 | - | Elbow, 1/4" x 1/8" NPT Swivel |
| 16 | *D17151-12 | - | Urethane Tubing, 1/4" O.D. x 112' |
| 17 | **D17150-06 | - | Nylon Tubing, 3/8" O.D. x 1 1/2" |
| 18 | GD26110 | - | Reducing Tee, 3/8" x 1/4" x 3/8" |
| 19 | GD18796 | - | Reducer, 3/8" To 1/4" |

*Hose not stocked by Kinze repair parts, but is available in bulk. Order GD17151-00.

**Hose not stocked by Kinze repair parts, but is available in bulk. Order GD17150-00.

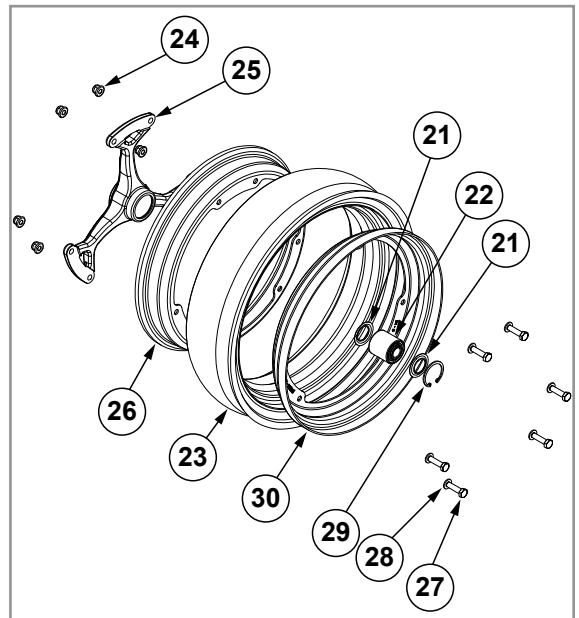
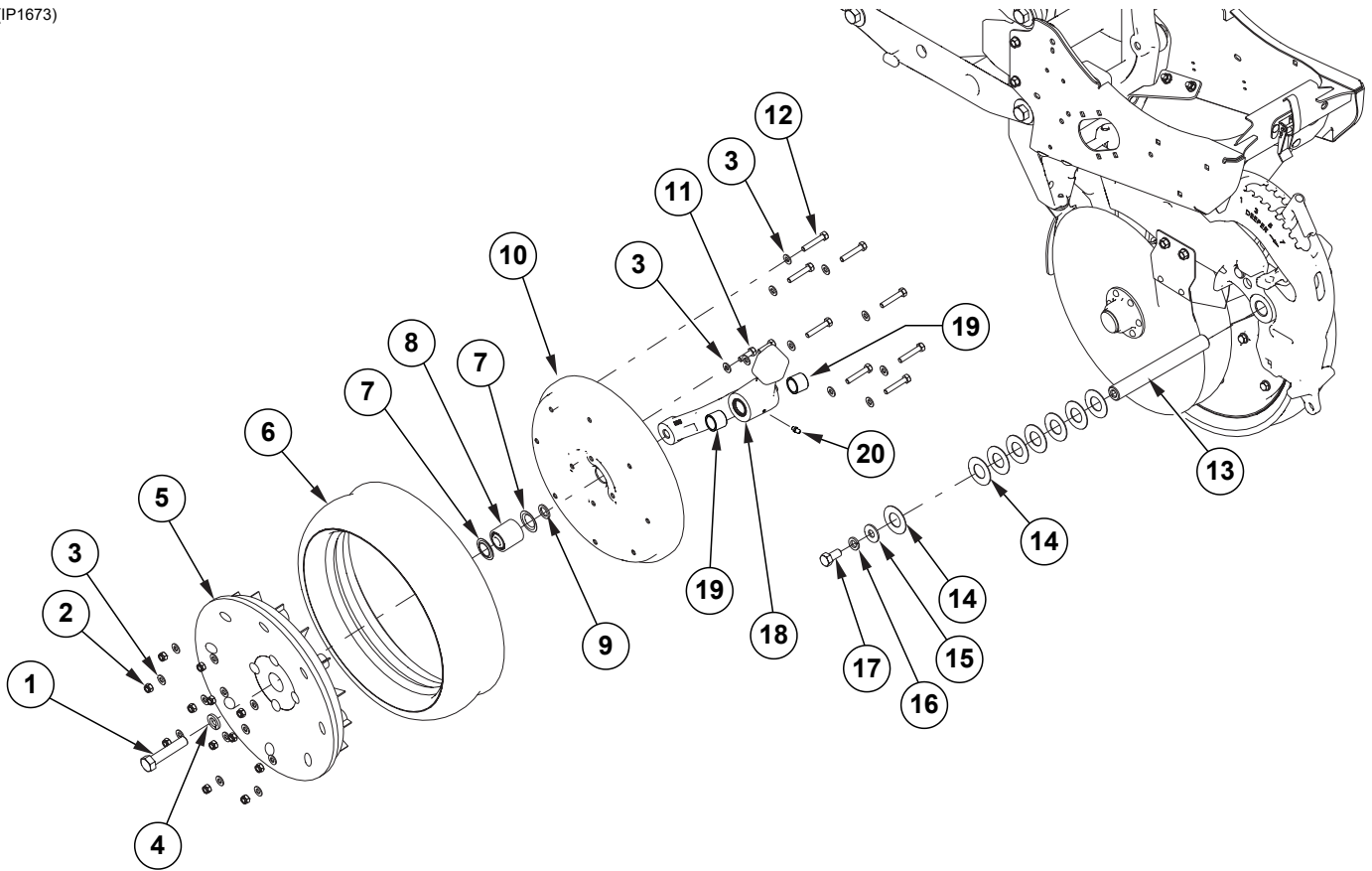
(IP1672)



| ITEM | PART NO. | QTY. (Per Row) | DESCRIPTION |
|------|-----------|-------------------|---|
| 1 | G10090401 | 2 | Plastic Ribbed Hub Cap |
| 2 | GD36856 | 1 | Opener Blade Bolt, 5/8"-11 x 1 3/4", Grade 5 (L.H. Threads) (Shown) |
| | G10005 | 1 | Hex Head Cap Screw, 5/8"-11 x 1 3/4" (Other side) |
| 3 | G10204 | 2 | Special Machine Bushing, 5/8" x 1" O.D. |
| 4 | GD36990 | 12 | Rivet, 1/4" x 9/16" |
| 5 | GD36860 | 2 | Bearing Housing |
| 6 | GA26920 | 2 | Bearing |
| 7 | GD11306 | 2 | Disc Blade, 3.5 mm x 15" |
| 8 | GD25072 | 1 | Center Shank |
| 9 | G11123 | 4 | Hex Serrated Flange Cap Screw, 3/8"-16 x 3/4" |
| 10 | GD30725 | 12 | Machine Bushing, 5/8" (.030" Thick) (As Required) |
| 11 | GA15451 | 1 | L.H. Disc Scraper |
| 12 | GA15450 | 1 | R.H. Disc Scraper |
| A | G10018801 | - | Disc Blade/Bearing Assembly, Less Dust Cap (Items 4-7) |

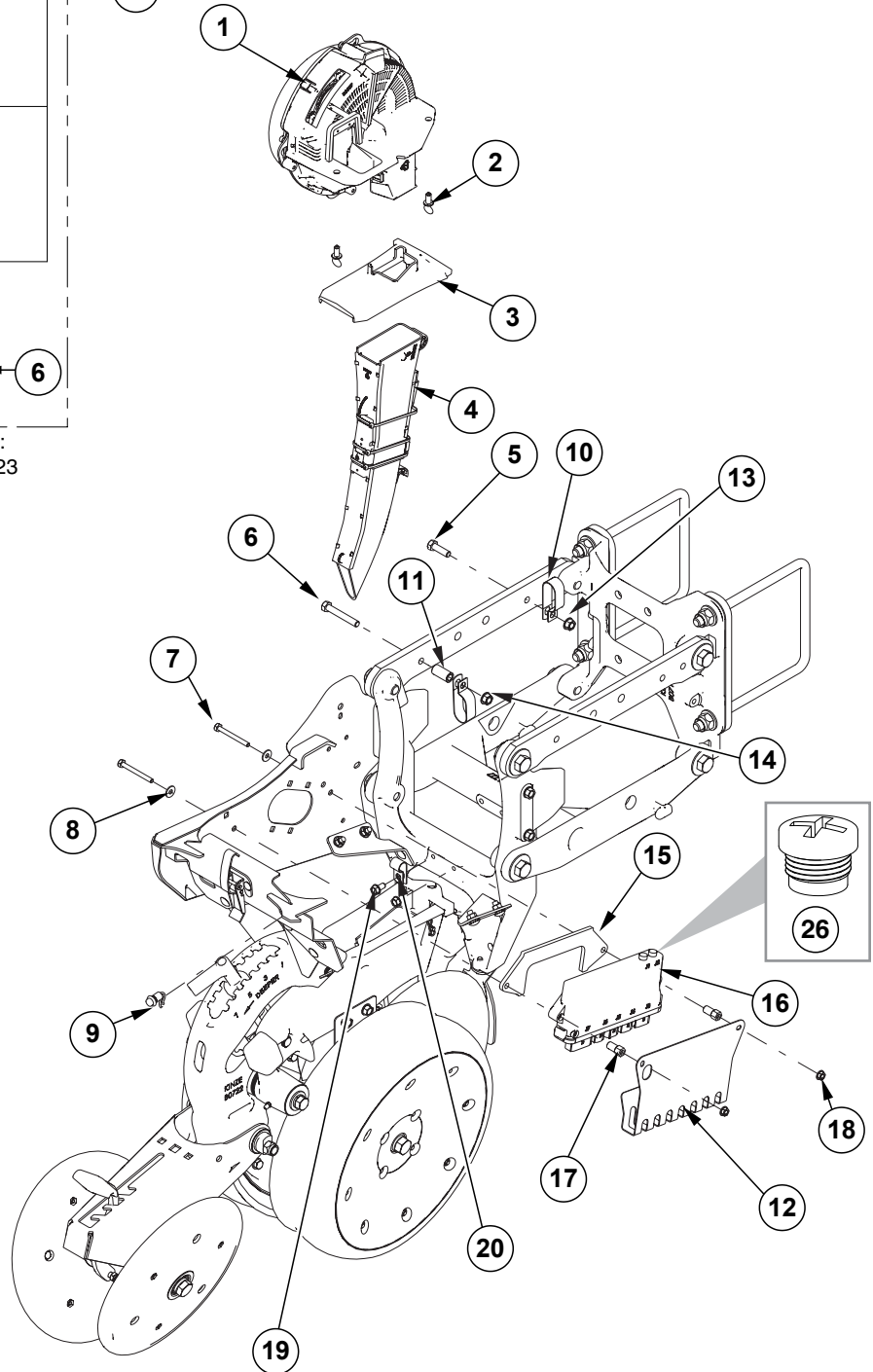
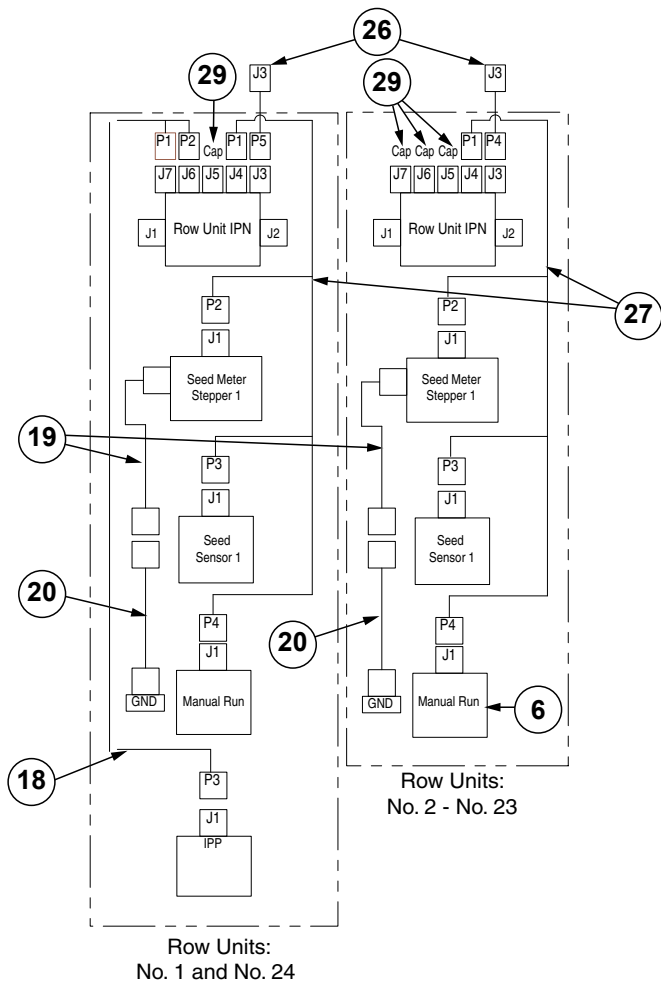
This page left blank intentionally.

(IP1673)



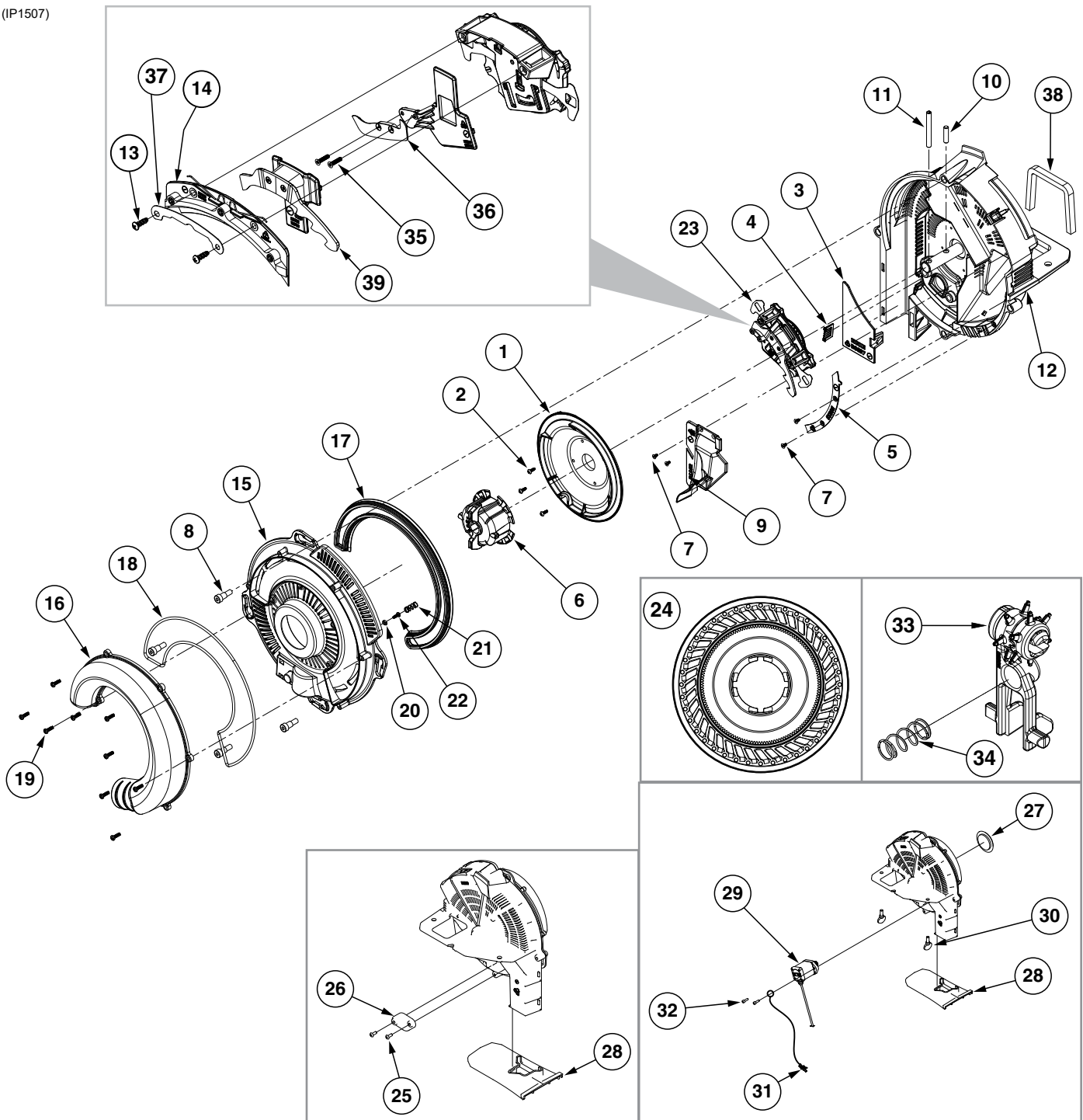
| ITEM | PART NO. | QTY. (Per Row) | DESCRIPTION |
|------|-----------|-------------------|---|
| 1 | G10010 | 1 | Hex Head Cap Screw, 5/8"-11 x 3" |
| 2 | G10109 | 12 | Lock Nut, 5/16"-18, Grade 8 |
| 3 | G11386 | 24 | Flat Washer, 5/16" SAE |
| 4 | G10230 | 1 | Lock Washer, 5/8" |
| 5 | GD36709 | 1 | Half Wheel, Black |
| 6 | G10028601 | 1 | Tire, 4 1/2" x 16 |
| 7 | GD36713 | 2 | Gauge Wheel Dust Shield |
| 8 | GA6171 | 1 | Bearing |
| 9 | G10204 | 1 | Special Machine Bushing, 5/8" x 1" O.D. |
| 10 | G10028701 | 1 | Half Gauge Wheel |
| 11 | G10019 | 4 | Hex Head Cap Screw, 5/16"-18 x 1" |
| 12 | G10031 | 8 | Hex Head Cap Screw, 5/16"-18 x 1 1/4" |
| 13 | GD11001 | 1 | Spindle |
| 14 | G10940 | 8 | Machine Bushing, 1" (.048" Thick) |
| 15 | G10216 | 1 | Washer, 1/2" USS |
| 16 | G10228 | 1 | Lock Washer, 1/2" |
| 17 | G10014 | 1 | Hex Head Cap Screw, 1/2"-13 x 1" |
| 18 | GA21677 | 1 | Wheel Arm W/Grease Fitting, Bushings And Seals, L.H. (Includes Items 19 and 20) (Shown) |
| | GA21676 | 1 | Wheel Arm W/Grease Fitting, Bushings And Seals, R.H. (Includes Items 19 and 20) |
| 19 | GB0276 | 4 | Bushing, 1" I.D. x 1 1/4" O.D. x 1" Long |
| 20 | G10640 | 2 | Grease Fitting, 1/4"-28 |
| 21 | GD36713 | 2 | Gauge Wheel Dust Shield |
| 22 | GA6171 | 1 | Bearing |
| 23 | G10028601 | 1 | Tire, 4 1/2" x 16 |
| 24 | G10335001 | 6 | Flange Wheel |
| 25 | G10334701 | 1 | Flange Hub |
| 26 | G10334901 | 1 | Flange Wheel |
| 27 | G10335101 | 6 | Screw, M8 x 30/8.8 |
| 28 | G11386 | 6 | Flat Washer, 5/16" SAE |
| 29 | G10335201 | 1 | Elastic Ring |
| 30 | G10334801 | 1 | Flange Wheel |
| A | G10028801 | - | Gauge Wheel Complete (Items 2-3, 5-8, and 10-12) |
| B | G10322501 | - | Spoked Gauge Wheel Complete (Items 21-30) |

For Additional Information:
[See "Blue Drive Interconnect Schematic" on page P157](#)
[See "Blue Drive Ethernet Schematic" on page P155](#)



| ITEM | PART NO. | QTY. (Per Row) | DESCRIPTION |
|------|-----------|-------------------|---|
| 1 | GA19870 | 1 | See "Vacuum Seed Meter" on page P17 |
| 2 | G11009 | 2 | Locking Thumbscrew, 5/16"-18 x 3/4" |
| 3 | GB0917 | 1 | Vacuum Meter Cover |
| 4 | GA26539 | 1 | Seed Tube W/Computerized Sensor |
| | GA20901 | - | Seed Tube (With Holes For Sensor Installation) (Included W/GA26539) |
| 5 | G10004 | 1 | Hex Head Cap Screw, 3/8"-16 x 1 1/4" |
| 6 | G10049 | 1 | Hex Head Cap Screw, 3/8"-16 x 2 1/2" |
| 7 | G11958 | 2 | Hex Head Cap Screw, 1/4"-20 x 2 1/2", Grade 5 |
| 8 | G10209 | 2 | Washer, 1/4" USS |
| 9 | GA15485 | 1 | Button |
| 10 | GD35449 | 2 | Double Tube Clamp, 1" |
| 11 | GD2971-30 | 1 | Sleeve, 5/8" O.D. x .385 I.D. x 1 1/4" |
| 12 | G10085701 | 1 | IPN Wire Shield, 4K Row Unit |
| 13 | G10622 | 1 | Serrated Flange Nut, 3/8"-16 |
| 14 | G11091 | 1 | Serrated Flange Nut, 3/8"-16 |
| 15 | GD35629 | 1 | IPN Row Unit Plate |
| 16 | GA25949 | 1 | IPN Module Assembly |
| 17 | GD35609 | 2 | Hex Standoff |
| 18 | G10621 | 2 | Serrated Flange Nut, 1/4"-20 |
| 19 | G11560 | 2 | Hex Socket Flange Cap Screw, 5/16"-18 x 5/8", Grade 5 |
| 20 | GD13348 | 1 | Insulated Clamp, 1 1/16" |
| 21 | GA25711 | 2 | IPP Harness, Wing |
| 22 | GA20710 | 1 | Granular Chemical Motor ESD Drain Harness |
| 23 | GA20712 | 1 | Row Unit ESD Drain Harness |
| 24 | GA25029 | 1 | Row Unit Power Extension Harness |
| 25 | GA25203 | 1 | Row Unit Seed Meter Harness |
| 26 | GD30726 | - | Socket Dust Cover, M12 |
| 27 | GD35836 | - | Sealed Plug, MX150, 2 x 4, Key B W/CPA |

(IP1507)

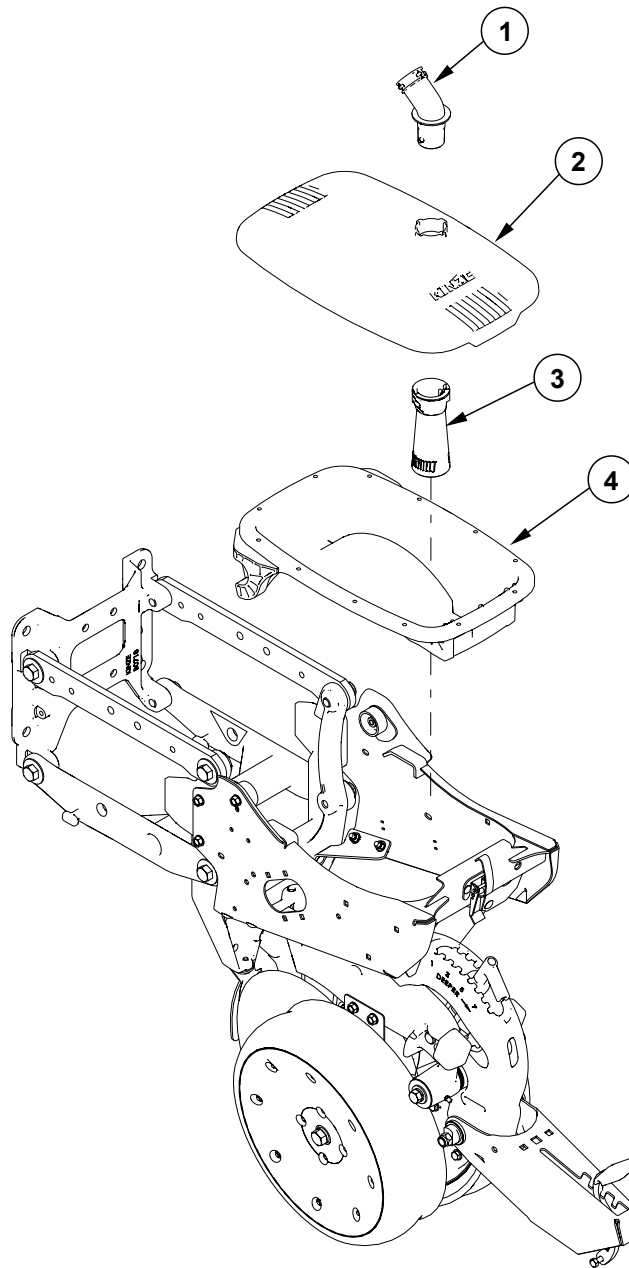


| ITEM | PART NO. | QTY. | DESCRIPTION |
|------|----------|------|---|
| 1 | GB0815 | 1 | Shield |
| 2 | G11965 | 3 | Torx Pan Head Tapping Screw, No. 6-19 x 3/8" |
| 3 | GB0697 | 1 | Chute Cover |
| 4 | GB0780 | 1 | Brush |
| 5 | GB0823 | 1 | Baffle |
| 6 | GB1147 | 1 | Disc Hub |
| 7 | G11618 | 4 | Torx Flat Head Tapping Screw, No. 6-19 x 1/4" |
| 8 | G11172 | 4 | Hex Socket Head Shoulder Screw, 1/4"-20 x 3/8", Stainless Steel |

| ITEM | PART NO. | QTY. | DESCRIPTION |
|------|-----------|------|---|
| 9 | GA24878 | 1 | Baffle Assembly |
| 10 | G11448 | 1 | Pin, ¼" x 1" |
| 11 | G10475 | 1 | Spring Pin, ¼" x 2¼" |
| 12 | GA24877 | 1 | Meter Housing W/Bearing |
| 13 | G11578 | 2 | Phillips Pan Head Tapping Screw, No. 8-18 x ½" |
| 14 | GA24676 | 1 | Singulator Guide Sub Assembly |
| 15 | GB0920 | 1 | Cover |
| 16 | GB0818 | 1 | Vacuum Port, Pull Row Unit |
| 17 | GB0676 | 1 | Lip Seal |
| 18 | GD26593 | 1 | Gasket Housing |
| 19 | G11556 | 9 | Phillips Pan Head Tapping Screw, 6-19 x ½" |
| 20 | GB0907 | 1 | Retainer Spring |
| 21 | G10483101 | 1 | Ejector Spring |
| 22 | G11619 | 1 | Phillips Pan Head Tapping Screw, No. 6-19 x ⅜" |
| 23 | GA24752 | 1 | Singulator Assembly (Includes Items 13 and 14) |
| 24 | G11043X | 1 | Seed Disc, Corn (40 Cell) Light Blue Color-Coded, Ejector Wheel, and Spring |
| | G11047X | - | Seed Disc, Soybean (120 Cell) Black Color-Coded, Ejector Wheel, and Spring |
| | G11045X | - | Seed Disc, Sugar Beets/Milo, Dark Orange Color-Coded, Ejector Wheel, and Spring |
| | G11044X | - | Seed Disc, Sunflower (40 Cell) Gray Color-Coded, Ejector Wheel, and Spring |
| | G11039X | - | Seed Disc, Cotton (60 Cell) Green Color-Coded, Ejector Wheel, and Spring |
| | G11040X | - | Seed Disc, Black Turtle, Navy Edible Bean and Popcorn (60 Cell) Brown Color-Coded, Ejector Wheel, and Spring |
| | G11041X | - | Seed Disc, Pinto, Great Northern Edible Beans, and Soybean (60 Cell) Dark Blue Color Coded, Ejector Wheel, and Spring |
| | GB1237 | - | Anti-Static Blank Seed Disc |
| | GB1231 | - | Blank Seed Disc |
| | G11048X | - | Seed Disc, Soybean (60 Cell) Black Color-Coded |
| | G11042X | - | Seed Disc, Wheat (54 Cell) Purple Color-Coded |
| 25 | G11281 | 2 | Hex Button Head Cap Screw, 10-24 x ½" |
| 26 | GD28631 | 1 | Cover Plate |
| 27 | GD29425 | 1 | Dust Cap |
| 28 | GB0917 | 1 | Vacuum Meter Cover |
| 29 | G10299601 | | Meter Stepper Motor |
| 30 | G11009 | 2 | Locking Thumbscrew, ⅝"-18 x ¾" |
| 31 | GA20711 | 1 | Seed Meter Motor ESD Drain Harness |
| 32 | G11588 | 2 | Hex Socket Head Cap Screw, No. 10-24 x ⅝" Grade 8 |
| 33 | GA19112 | - | Ejector Arm, Corn |
| | G10483401 | - | Ejector Arm, Soybean (120 Cell) |
| | GA19114 | - | Ejector Arm, Sunflower |
| | GA19115 | - | Ejector Arm, Beets/Milo |
| | G10484901 | - | Ejector Arm, Black Turtle, Navy, Pinto, Great Northern Edible Bean, Popcorn |
| | G10483201 | - | Ejector Arm, Soybean (60 Cell) |
| | GA26989 | - | Ejector Arm, Wheat |
| 34 | GB0958 | 1 | Outer Blade |
| 35 | G11693 | 2 | Torx Flat Head Machine Screw, No. 4-40 x ½" |
| 36 | GB0921 | 1 | Lower Blade |
| 37 | GD29657 | 1 | Retainer |
| 38 | GD34774 | 1 | Meter Gasket |
| A | GA20622 | 1 | Cover Assembly (Items 15-22) |
| B | G9899X | 1 | Vacuum Meter Assembly, Electric Drive (Items 1-32 except item 24) |
| C | G9904X | 1 | Vacuum Meter Assembly, Ground Contact Drive (Items 1-23, 28, and 30) |

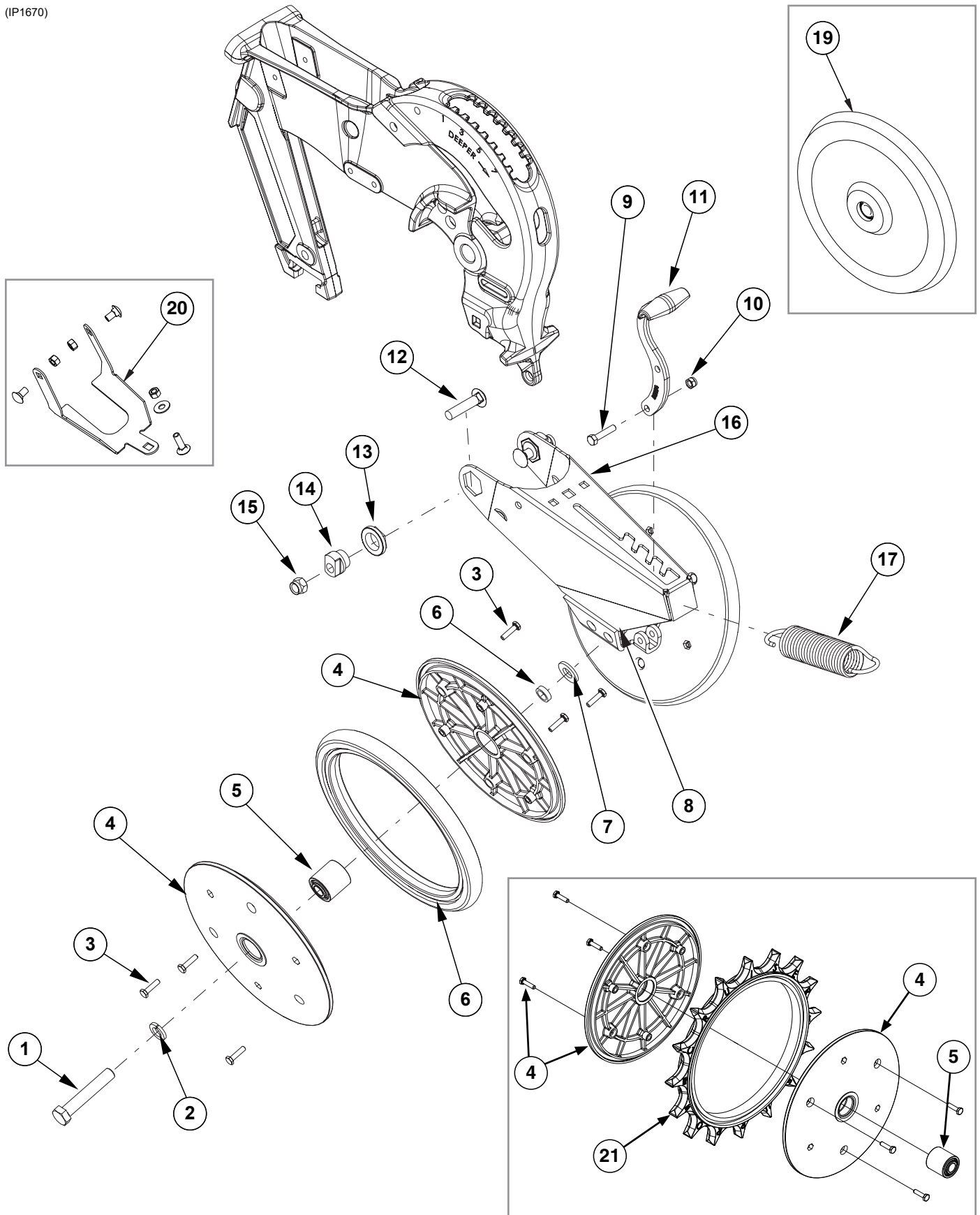
This page left blank intentionally.

(IP1676)



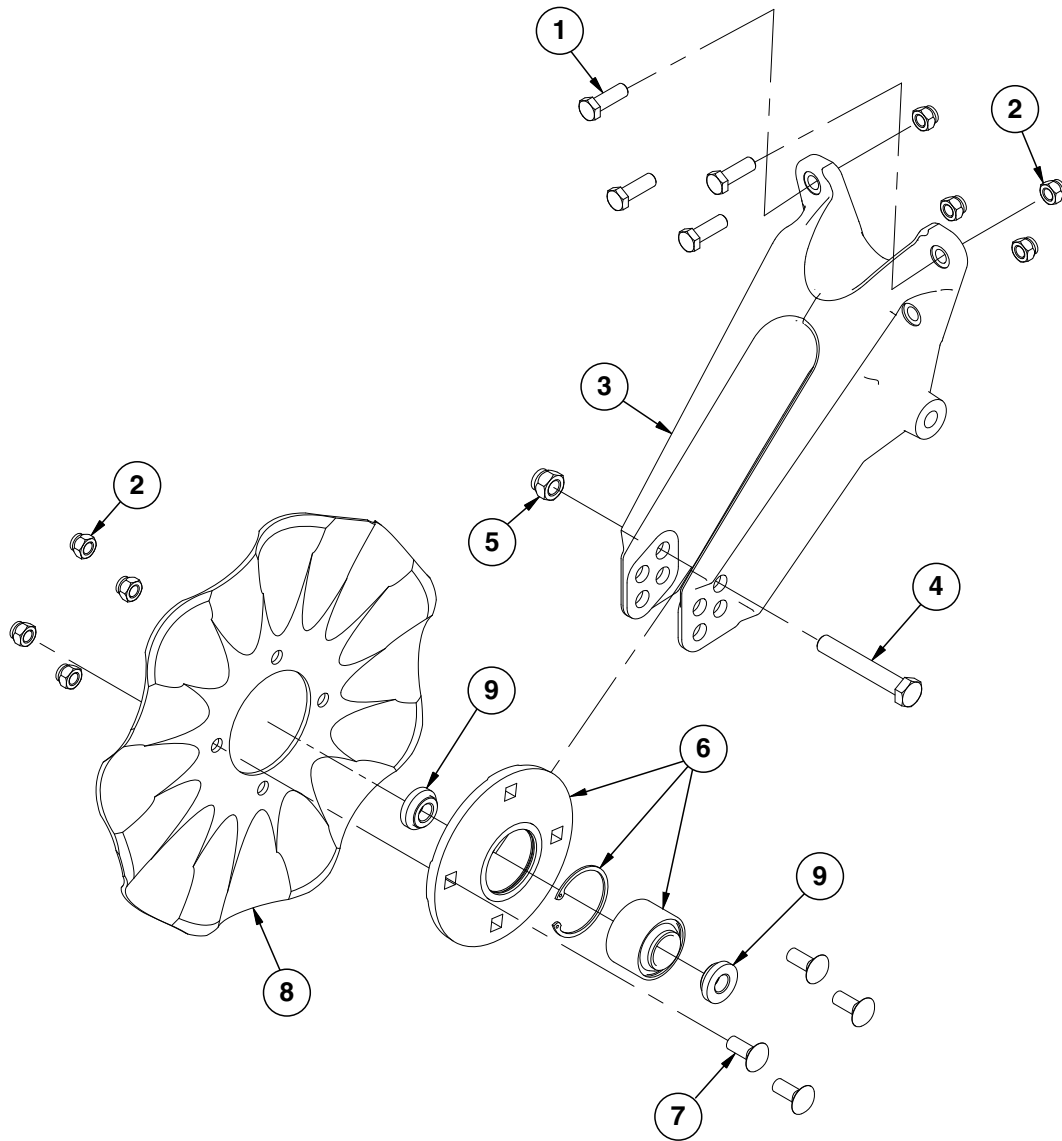
| ITEM | PART NO. | QTY. | DESCRIPTION |
|------|----------|------|--|
| 1 | GB0695 | 1 | Inlet |
| 2 | GB1226 | 1 | Mini-Hopper Lid |
| 3 | GB0696 | 1 | Discharge |
| 4 | GA17773 | 1 | Mini-Hopper Assembly, Vacuum Seed Metering |
| | GA17774 | 1 | Mini-Hopper Assembly, Mechanical Seed Metering |
| | GD12561 | 2 | Threaded Insert, 5/16"-18 |

(IP1670)



| ITEM | PART NO. | QTY. (Per Row) | DESCRIPTION |
|------|------------|-------------------|--|
| 1 | G10013 | 2 | Hex Head Cap Screw, 5/8"-11 x 3 1/2" |
| 2 | G10230 | 2 | Lock Washer, 5/8" |
| 3 | G10064 | 12 | Hex Head Cap Screw, 1/4"-20 x 1" |
| 4 | GD9120 | 4 | Nylon Half Wheel |
| 5 | GA6171 | 2 | Bearing |
| 6 | GD1085 | 2 | Rubber Tire, 1" x 12" |
| 7 | G11391 | 2 | Flat Washer, 5/8" SAE |
| 8 | G10107 | 2 | Lock Nut, 5/8"-11 |
| 9 | G10133 | 1 | Hex Head Cap Screw, 5/16"-18 x 1 1/2" |
| 10 | G10109 | 1 | Lock Nut, 5/16"-18, Grade 8 |
| 11 | GB0254 | 1 | Lever |
| 12 | G11419 | 2 | Carriage Bolt, 1/2"-13 x 2 1/4" |
| 13 | GB0282 | 2 | Stepped Bushing |
| 14 | GB0239 | 2 | Eccentric Bushing |
| 15 | G10111 | 2 | Lock Nut, 1/2"-13 |
| 16 | GD11301 | 2 | Closing Wheel Arm |
| 17 | GD8460 | 1 | Spring |
| 18 | GD1109 | 2 | Bushing, 4 1/64" I.D. x 7/8" O.D. x 1/4" Long |
| 19 | GA6597 | 1 | Cast Iron Closing Wheel W/Bearing |
| | GA6171 | 1 | Bearing |
| 20 | G1K345 | - | Closing Wheel Shield Kit W/Hardware and Instruction |
| | GD14065 | 1 | Closing Wheel Shield |
| | G10599 | 1 | Carriage Bolt, 3/8"-16 x 1 1/4" |
| | G10308 | 2 | Carriage Bolt, 3/8"-16 x 3/4" |
| | G10101 | 3 | Hex Nut, 3/8"-16 |
| 21 | GD31353MPP | 2 | Spiked Wheel Insert (Package of 2) |
| A | GA6434 | - | Rubber Closing Wheel Complete W/Bearing (Items 3-6) |
| B | GA26958 | - | Spiked Closing Wheel Complete W/Bearing (Items 3-5 and 21) |

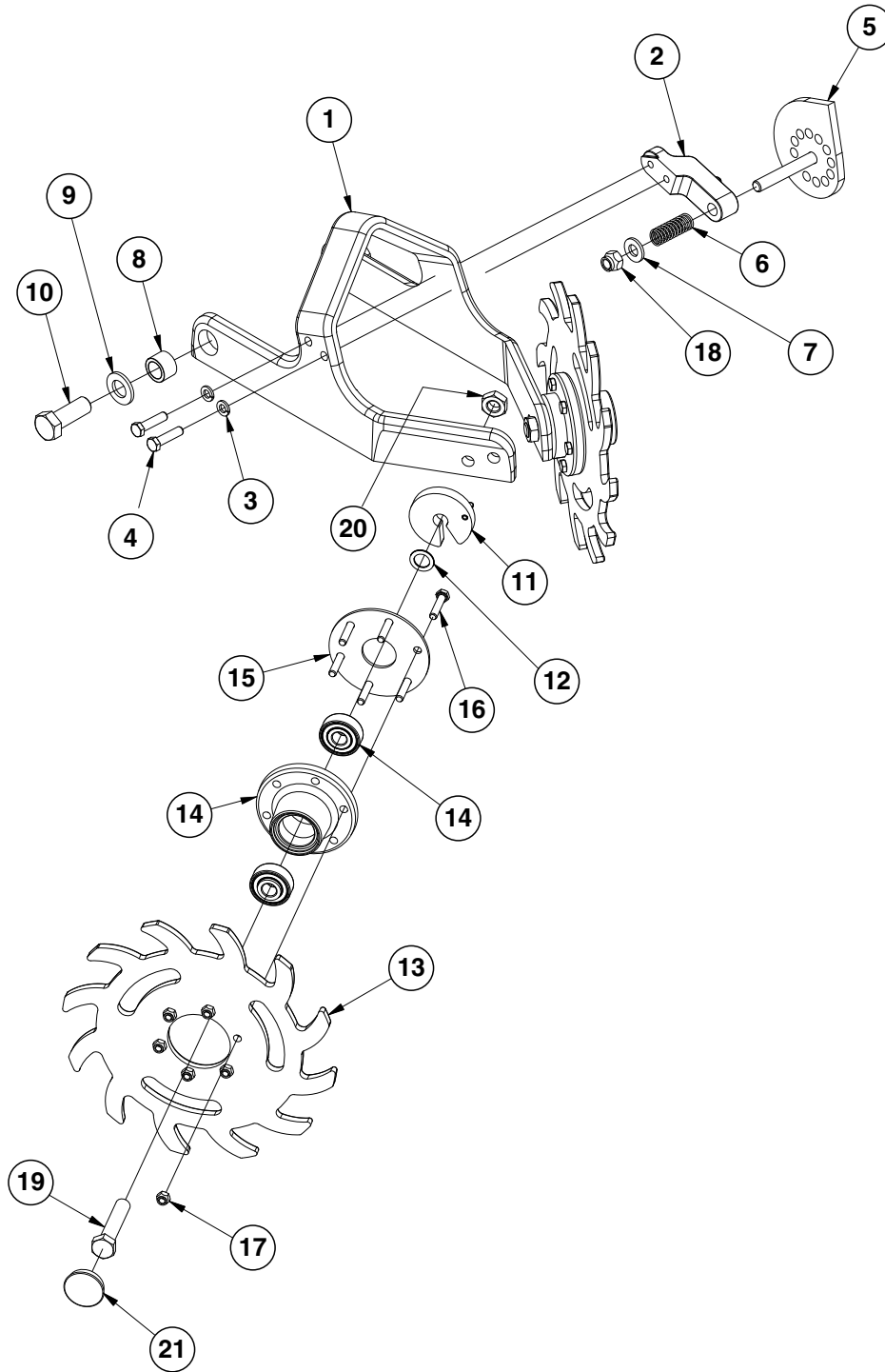
(IP1464)



| ITEM | PART NO. | QTY. (Per Row) | DESCRIPTION |
|------|----------|-------------------|---|
| 1 | G10039 | 4 | Hex Head Cap Screw, 1/2"-13 x 1 3/4" |
| 2 | G10111 | 8 | Lock Nut, 1/2"-13 |
| 3 | GD25519 | 1 | No-Till Coulter Arm |
| 4 | G10036 | 1 | Hex Head Cap Screw, 5/8"-11 x 4" |
| 5 | G10107 | 1 | Lock Nut, 5/8"-11 |
| 6 | GA8641 | 1 | Hub W/Bearing and Retaining Ring |
| | GA8603 | 1 | Bearing, Double Row |
| | GD19292 | 1 | Retaining Ring, 2 7/16" |
| 7 | G10636 | 4 | Carriage Bolt, 1/2"-13 x 1 1/2" |
| 8 | GD7803 | 1 | Disc Blade, Fluted, 1", 8 Flutes (shown) |
| | GD7804 | - | Disc Blade, Bubbled, 1" |
| | GD9254 | - | Disc Blade, Fluted, 3/4", 13 Flutes |
| 9 | GD11677 | 2 | Adapter |
| A | GA8641 | - | Hub W/Bearing and Retaining Ring (Includes Items 6-8) |

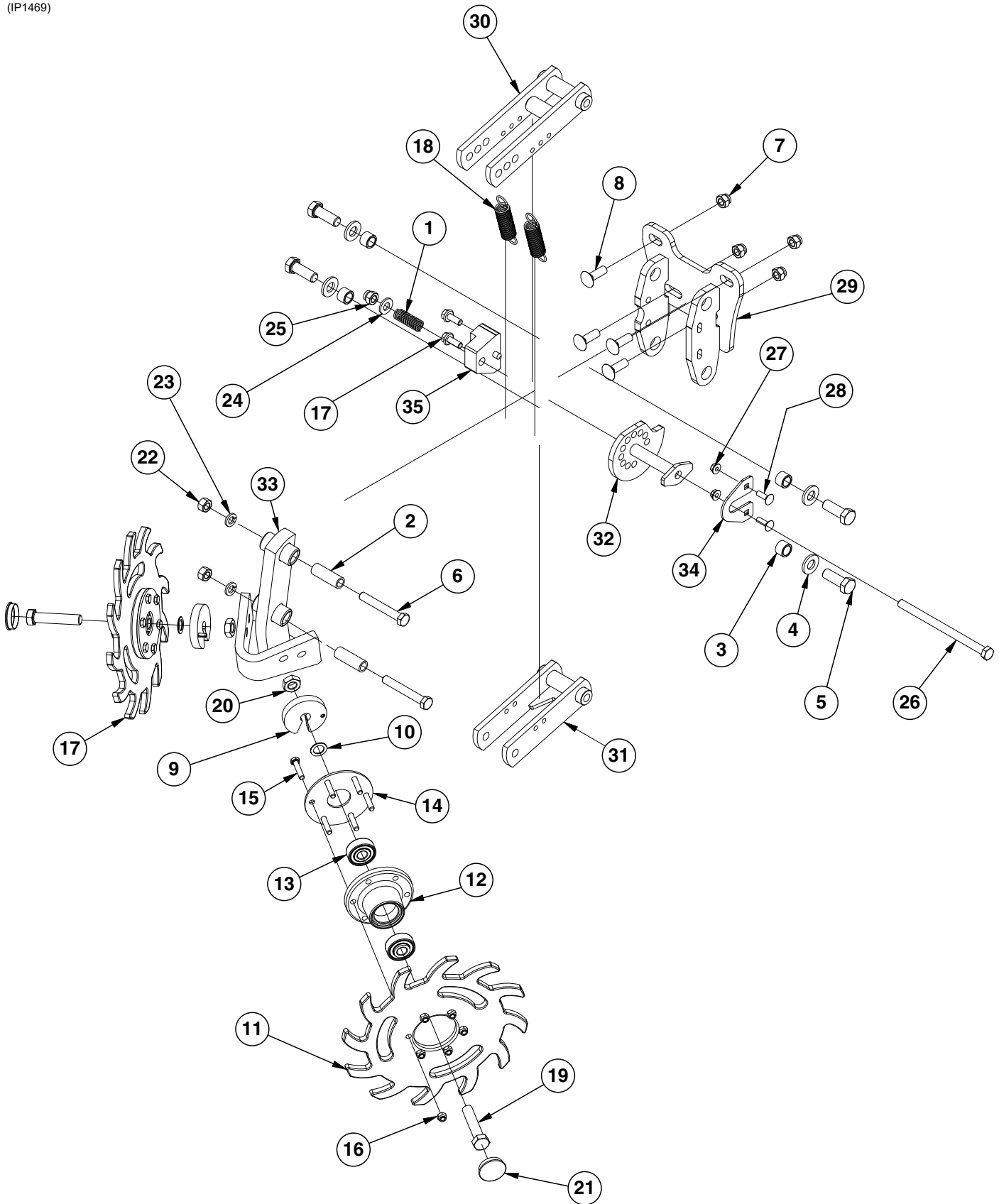
This page left blank intentionally.

(IP1468)

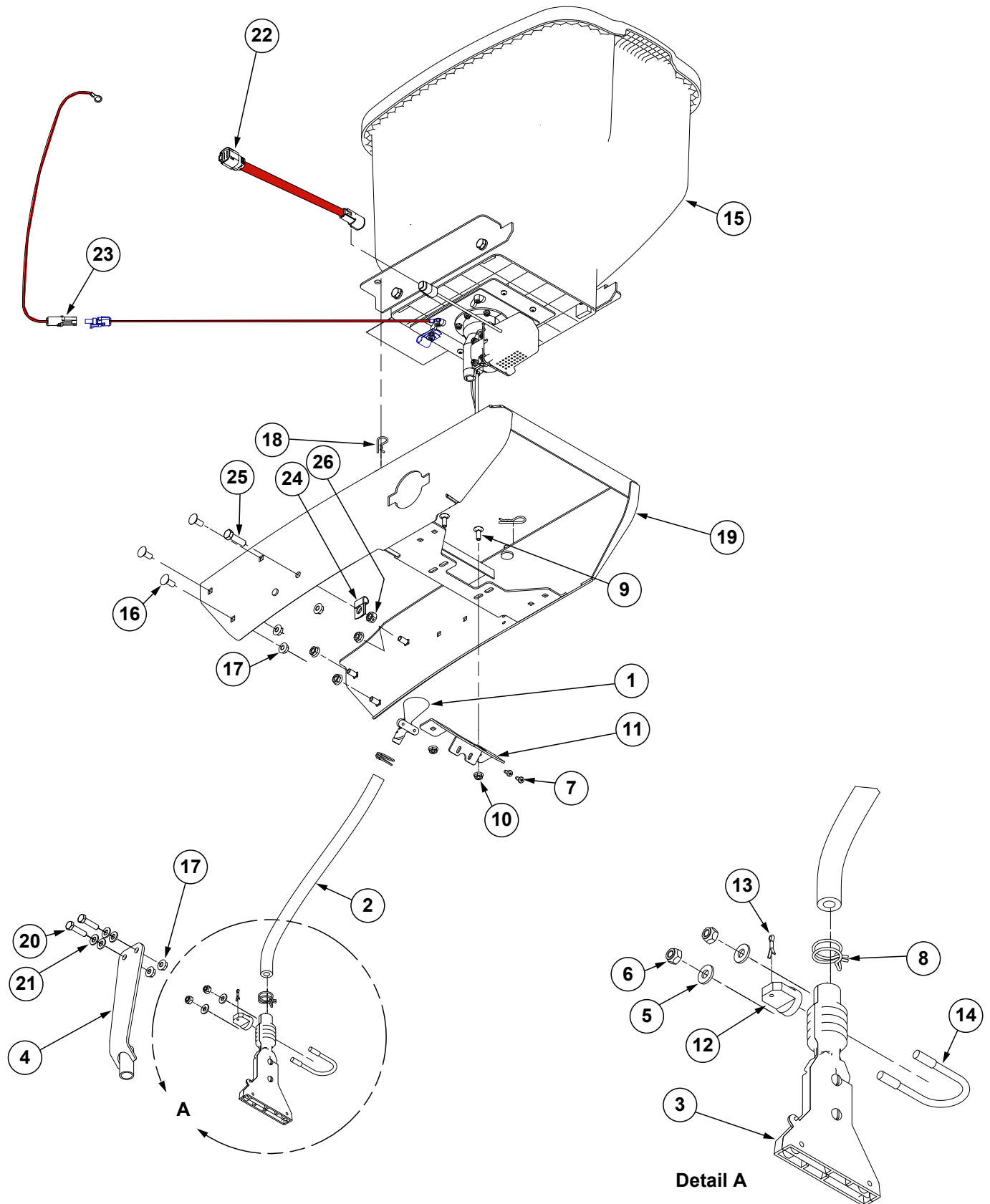


| ITEM | PART NO. | QTY. (Per Row) | DESCRIPTION |
|------|----------|-------------------|--|
| 1 | GB0464 | 1 | Residue Wheel Mount |
| 2 | GD26973 | 1 | Cam Locking Pin |
| 3 | G10229 | 2 | Lock Washer, 3/8" |
| 4 | G10004 | 2 | Hex Head Cap Screw, 3/8"-16 x 1 1/4" |
| 5 | GA27038 | 1 | Cam |
| 6 | GD10519 | 1 | Spring |
| 7 | G11389 | 1 | Flat Washer, 1/2" Plated SAE |
| 8 | GB0383 | 2 | Bushing, 1 1/8" O.D. x 25/32" I.D. x 3/4" Long |
| 9 | G11392 | 2 | Flat Washer, 3/4" SAE |
| 10 | G10026 | 2 | Hex Head Cap Screw, 3/4"-10 x 2" |
| 11 | GA8760 | 2 | Weed Guard W/Spring Pin |
| | G10765 | - | Spring Pin, 1/4" x 1" |
| 12 | GD30725 | 4 | Machine Bushing, 5/8" (.030" Thick) |
| 13 | GB0387 | 2 | Wheel, 12 Tine, 3/8" x 12" |
| 14 | GA5654 | 2 | Hub W/Bearings |
| | GA2014 | - | Bearing |
| 15 | GD9724 | 2 | Backing Plate |
| 16 | G10133 | 12 | Hex Head Cap Screw, 5/16"-18 x 1 1/2" |
| 17 | G10109 | 12 | Lock Nut, 5/16"-18, Grade 8 |
| 18 | G10974 | 1 | Lock Nut W/Nylon Insert, 1/2"-13 |
| 19 | G10010 | 2 | Hex Head Cap Screw, 5/8"-11 x 3" |
| 20 | G10503 | 2 | Hex Jam Nut, 5/8"-11, Grade 2 |
| 21 | GD1132 | 2 | Dust Cap |
| A | GA12235 | - | L.H. Residue Wheel (Items 13-17) |
| B | GA12236 | - | R.H. Residue Wheel (Items 13-17) |

(IP1469)



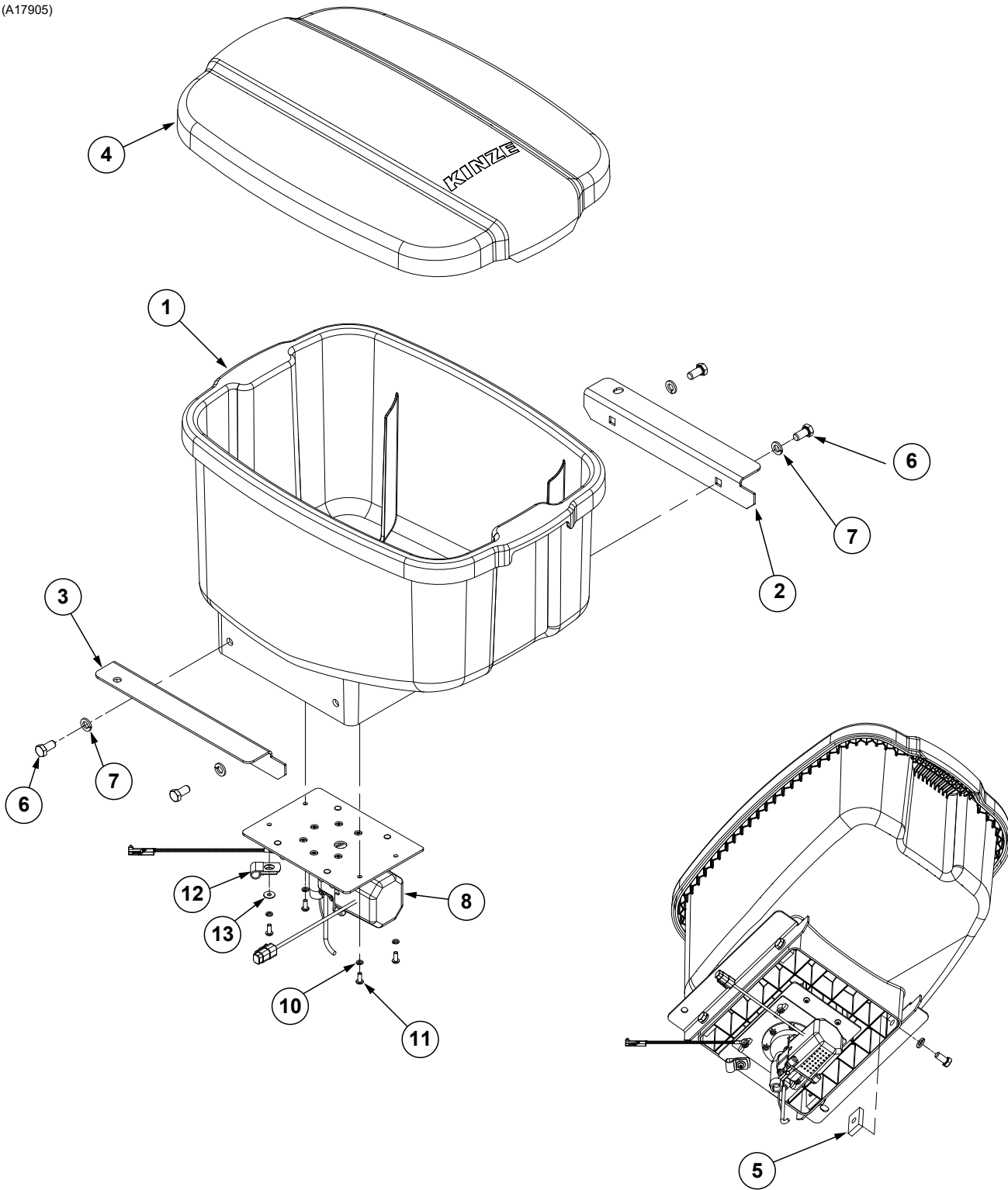
| ITEM | PART NO. | QTY. (Per Row) | DESCRIPTION |
|------|----------|-------------------|--|
| 1 | GD10519 | 1 | Spring |
| 2 | GD9720 | 2 | Spacer, 1/2" x 2 3/16" Long |
| 3 | GB0218 | 4 | Bushing, 2 1/32" I.D. x 7/8" O.D. x 1 9/32" Long |
| 4 | G11391 | 4 | Flat Washer, 5/8" SAE |
| 5 | GD28420 | 4 | Hex Head Cap Screw, 5/8"-11 x 1 3/4", Grade 5 |
| 6 | G10033 | 2 | Hex Head Cap Screw, 1/2"-13 x 3 1/2" |
| 7 | G10111 | 4 | Lock Nut, 1/2"-13 |
| 8 | G10636 | 4 | Carriage Bolt, 1/2"-13 x 1 1/2" |
| 9 | GA8760 | 2 | Weed Guard W/Spring Pin |
| | G10765 | - | Spring Pin, 1/4" x 1" |
| 10 | GD30725 | 4 | Machine Bushing, 5/8" (.030" Thick) |
| 11 | GB0387 | 2 | Wheel, 12 Tine, 3/8" x 12" |
| 12 | GA5654 | 2 | Hub W/Bearings (Includes Item 13) |
| 13 | GA2014 | 2 | Bearing |
| 14 | GD9724 | 2 | Backing Plate |
| 15 | G10133 | 12 | Hex Head Cap Screw, 5/16"-18 x 1 1/2" |
| 16 | G10109 | 12 | Lock Nut, 5/16"-18, Grade 8 |
| 17 | G11124 | 2 | Hex Serrated Flange Cap Screw, 3/8"-16 x 1" |
| 18 | GD5857 | 2 | Spring |
| 19 | G10010 | 2 | Hex Head Cap Screw, 5/8"-11 x 3" |
| 20 | G10503 | 2 | Hex Jam Nut, 5/8"-11, Grade 2 |
| 21 | GD1132 | 2 | Dust Cap |
| 22 | G10102 | 2 | Hex Nut, 1/2"-13 |
| 23 | G10228 | 2 | Lock Washer, 1/2" |
| 24 | G11389 | 1 | Flat Washer, 1/2" Plated SAE |
| 25 | G10974 | 1 | Lock Nut W/Nylon Insert, 1/2"-13 |
| 26 | G11109 | 1 | Hex Head Cap Screw, 1/2"-13 x 7 1/2" |
| 27 | G10620 | 2 | Serrated Flange Nut, 5/16"-18 |
| 28 | G10303 | 2 | Carriage Bolt, 5/16"-18 x 1" |
| 29 | GA18099 | 1 | Mount |
| 30 | GA18100 | 1 | Upper Link |
| 31 | GA18101 | 1 | Lower Link |
| 32 | GA18102 | 1 | Cam |
| 33 | GA20103 | 1 | Wheel Mount |
| 34 | GD26262 | 1 | Cam Mount Plate |
| 35 | GA18098 | 1 | Cam Mount Block |
| A | GA12235 | - | L.H. Residue Wheel (Items 11-12 and 14-16) |
| B | GA12236 | - | R.H. Residue Wheel (Items 11-12 and 14-16) |



Granular Chemical Rear Banding Options (Electric Drive)

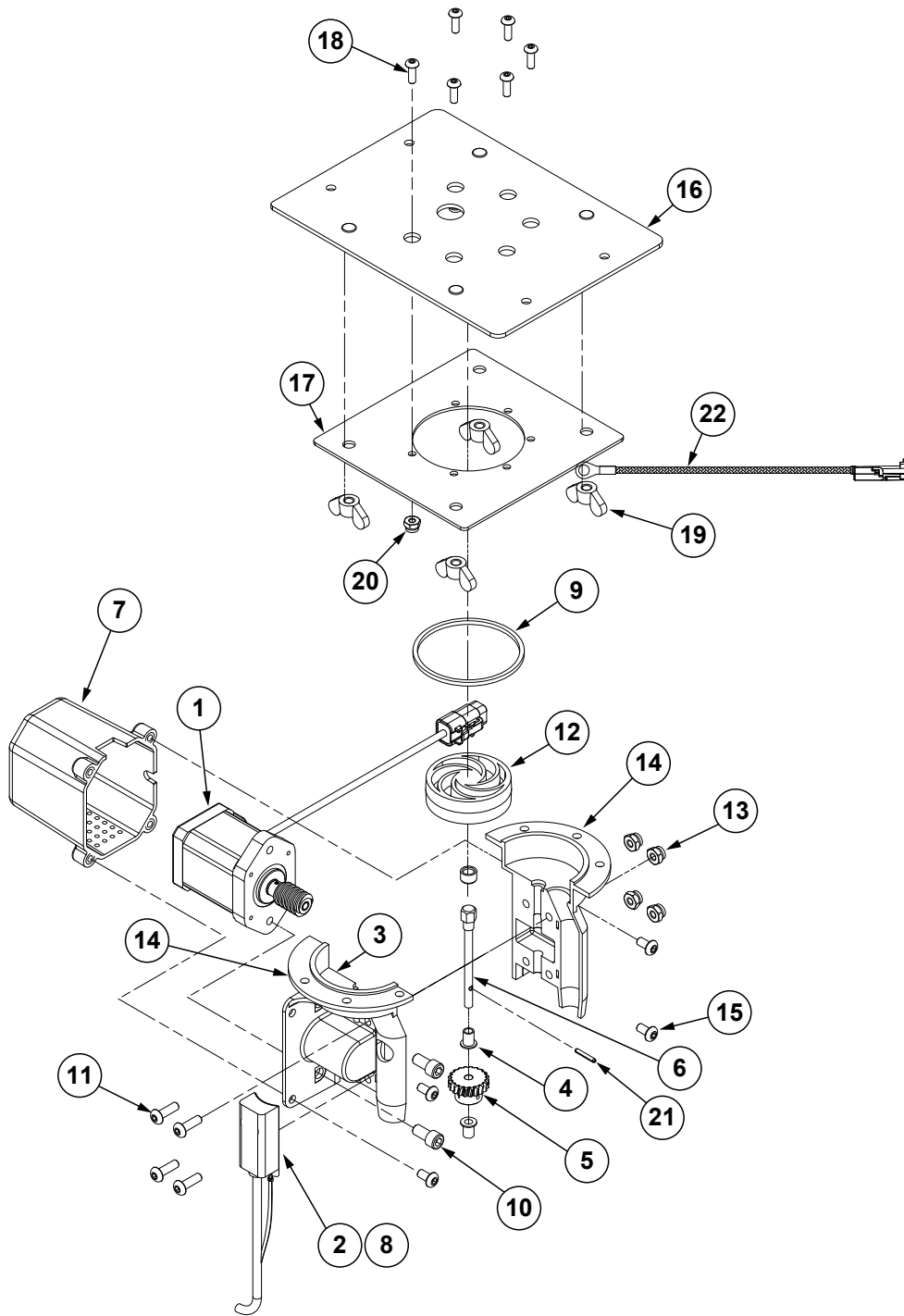
| ITEM | PART NO. | QTY. (Per Row) | DESCRIPTION |
|------|----------|-------------------|---|
| 1 | GD29493 | 1 | Funnel |
| 2 | GD2947 | 1 | Hose, 7/16" x 28" |
| 3 | GA7270 | 1 | Slope-Compensating Bander W/Hardware (4 1/2" Band Width) (Subs to GA6907) |
| | G10864 | 1 | Uni-Clamp (Included W/GA7270) |
| | G10757 | 2 | Pan Head Screw, No. 10-32 x 1 1/4" (Included W/GA7270) |
| | G10758 | 2 | Hex Nut, No. 10-32 (Included W/GA7270) |
| 4 | GA18050 | 1 | In-Furrow Bracket |
| 5 | G11385 | 2 | Flat Washer, 1/4" SAE |
| 6 | G10110 | 2 | Lock Nut, 1/4"-20, Grade B |
| 7 | G10966 | 2 | Phillips Head Self-Tapping Screw, No. 10 x 1/2" |
| 8 | G11209 | 2 | Wire Hose Clamp, 3/4" |
| 9 | G10310 | 2 | Carriage Bolt, 1/4"-20 x 3/4", Grade 2 |
| 10 | G10621 | 2 | Serrated Flange Nut, 1/4"-20 |
| 11 | GD26803 | 1 | Bracket |
| 12 | GD26804 | 1 | Bander Spacer |
| 13 | G10099 | 1 | Cotter Pin, 3/32" x 1/2" |
| 14 | GD26572 | 1 | U-Bolt, 1 3/8" x 1/4"-20 |
| 15 | --- | 1 | See "Granular Chemical Hopper" on page P31 |
| 16 | G10312 | 6 | Carriage Bolt, 5/16"-18 x 3/4" |
| 17 | G10620 | 8 | Serrated Flange Nut, 5/16"-18 |
| 18 | G10670 | 2 | Hair Pin Clip, No. 3 |
| 19 | GA18536 | 1 | Hopper Panel Extension (Non-Stock Item) |
| 20 | G10171 | 2 | Hex Head Cap Screw, 5/16"-18 x 1 1/4" |
| 21 | G11386 | 4 | Flat Washer, 5/16" SAE |
| 22 | GA22522 | 1 | Insecticide Harness |
| 23 | GA20712 | 1 | Row Unit ESD Drain Harness |
| 24 | GD11348 | 1 | Insulated Clamp, 3/8" |
| 25 | G10004 | 1 | Hex Head Cap Screw, 3/8"-16 x 1 1/4" |
| 26 | G10108 | 1 | Lock Nut, 3/8"-16 |

(A17905)



| ITEM | PART NO. | QTY. (Per Row) | DESCRIPTION |
|------|----------|-------------------|---|
| 1 | GA17775 | 1 | Chemical Hopper |
| 2 | GD23802 | 1 | R.H. Hopper Support |
| 3 | GD23803 | 1 | L.H. Hopper Support |
| 4 | GA17454 | 1 | Hopper Lid |
| 5 | GD11424 | 4 | Block |
| 6 | G10002 | 4 | Hex Head Cap Screw, 3/8"-16 x 3/4" |
| 7 | G10229 | 4 | Lock Washer, 3/8" |
| 8 | --- | 1 | See "Granular Chemical Meter Assembly (Electric Drive)" on page P33 |
| 9 | --- | --- | --- |
| 10 | G10257 | 4 | Lock Washer, No. 10 |
| 11 | G11281 | 4 | Hex Button Head Cap Screw, 10-24 x 1/2" |
| 12 | GD6291 | 1 | Insulated Clamp, 3/8" |
| 13 | G10243 | 1 | Washer, No. 10 SAE |

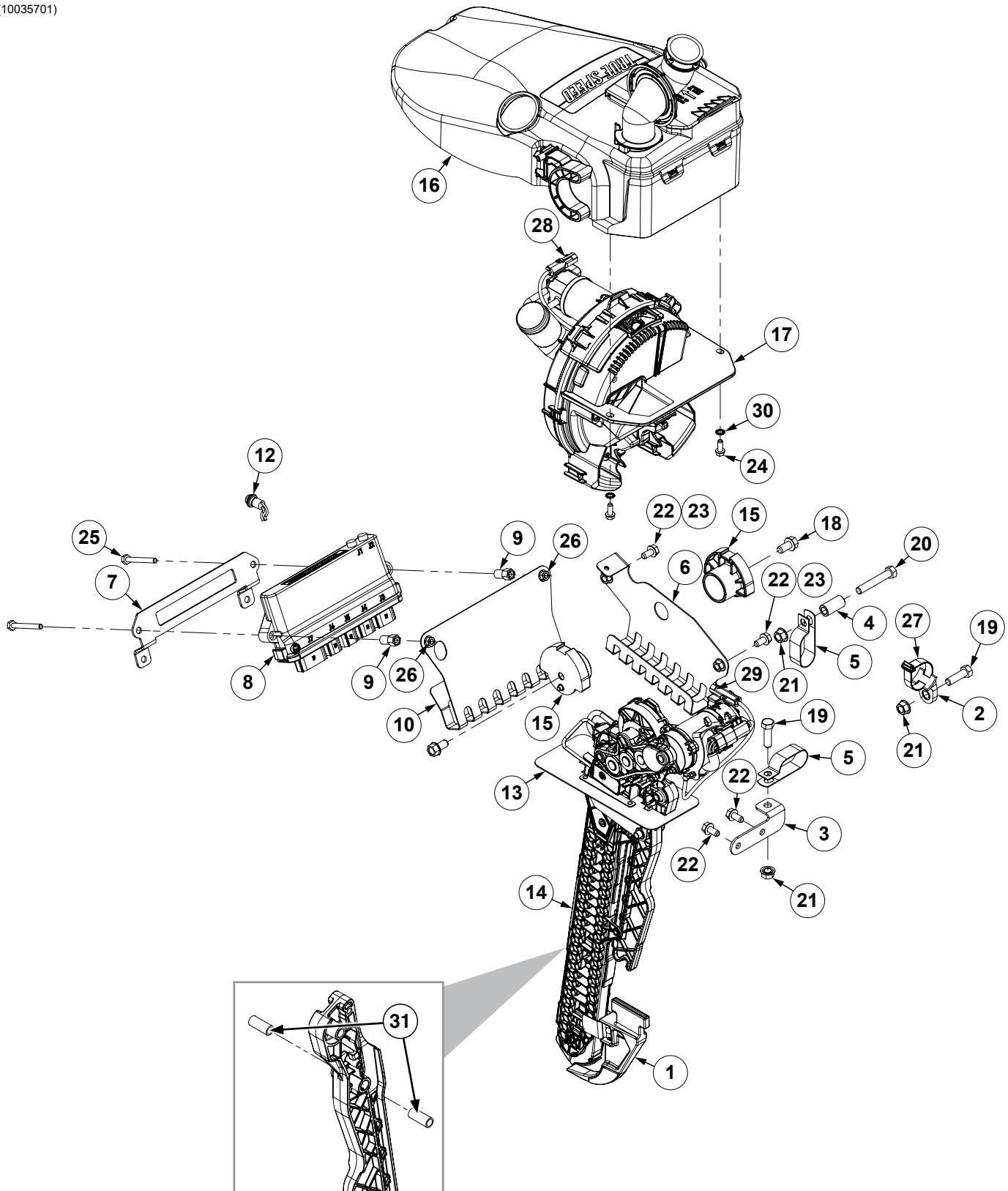
(A15475)



Granular Chemical Meter Assembly (Electric Drive)

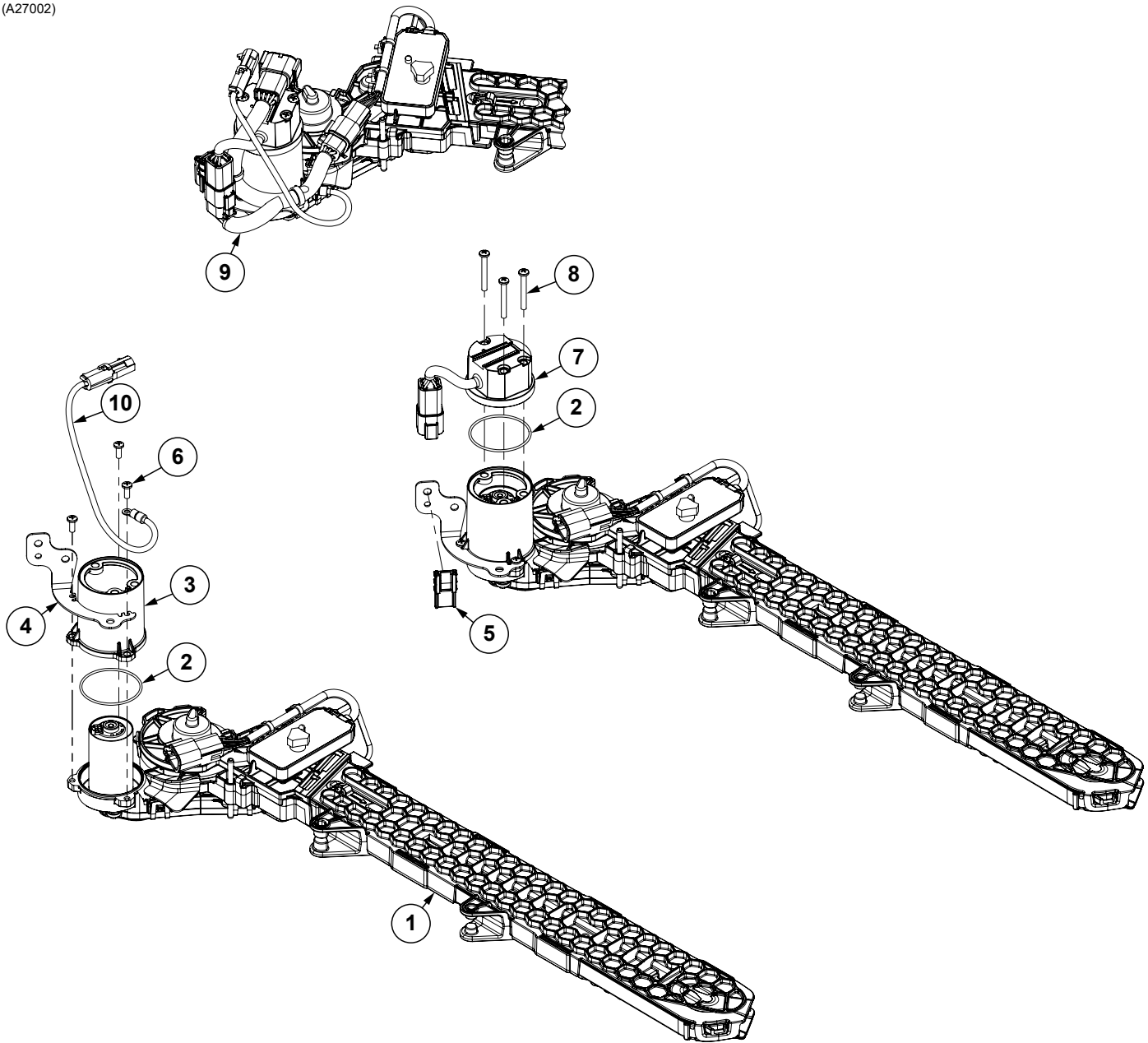
| ITEM | PART NO. | QTY. (Per Row) | DESCRIPTION |
|------|----------|-------------------|--|
| 1 | GA15473 | 1 | Step Motor, 3.5 AMP |
| 2 | GA24364 | 1 | Flow Sensor |
| 3 | GD22695 | 1 | Bearing Sleeve, 3/8" O.D. x 1/4" I.D. x 1/4" |
| 4 | GD22696 | 2 | Flange Bearing, 1/4" O.D. x 3/16" I.D. x 3/8" |
| 5 | GD29492 | 1 | Gear |
| 6 | GD29491 | 1 | Drive Shaft |
| 7 | GB0577 | 1 | Motor Cover |
| 8 | --- | - | --- |
| 9 | GD28515 | 1 | O-Ring |
| 10 | G10260 | 2 | Hex Socket Head Cap Screw, 1/4"-20 x 1/2" |
| 11 | G11447 | 4 | Hex Button Head Cap Screw, #10-24 x 5/8" |
| 12 | GB0579 | 1 | Insecticide Impeller |
| 13 | G11445 | 4 | Hex Locknut, #10-24 |
| 14 | GA18195 | 1 | Insecticide Housing |
| 15 | G10261 | 4 | Hex Button Head Cap Screw, #10-32 x 3/8" |
| 16 | GA18814 | 1 | Insecticide Mount |
| 17 | GD27021 | 1 | Submount Plate |
| 18 | GR1292 | 6 | Hex Socket Button Head Cap Screw, No. 8-32 x 1/2" |
| 19 | G10531 | 4 | Wing Nut W/Nylon Insert, 1/4"-20 |
| 20 | G11202 | 6 | Lock Nut W/Nylon Insert, No. 8-32, Stainless Steel |
| 21 | G11687 | 1 | Spring Slot Pin |
| 22 | GA20710 | 1 | Granular Chemical Motor ESD Drain Harness |

(10035701)



| ITEM | PART NO. | QTY. | DESCRIPTION |
|------|------------|------|--|
| 1 | G10418801 | 1 | Disc Opener Scraper |
| 2 | G10088301 | 1 | Cable Tie Mount, 3/8" |
| 3 | G10080901 | 1 | Wiring Hanger |
| 4 | GD2971-30 | 1 | Sleeve, 5/8" O.D. x .385 I.D. x 1 1/4" |
| 5 | GD35449 | 2 | Double Tube Clamp, 1" |
| 6 | G10083401 | 1 | Wiring Hanger |
| 7 | G10084301 | 1 | IPN Bracket, 4K Row Unit |
| 8 | GA25949 | 1 | IPN Module Assembly |
| 9 | GD35609 | 2 | Hex Standoff |
| 10 | G10085701 | 1 | IPN Wire Shield, 4K Row Unit |
| 11 | --- | --- | --- |
| 12 | GA15485 | 1 | Button |
| 13 | GA27008 | 1 | Seed Delivery Rail |
| | GD36951 | - | Seed Delivery Spring (Included W/GA27008) |
| | G11996 | - | Slotted Spring Pin, 3/16" x 2 1/4" |
| 14 | --- | 1 | See "True Speed Seed Delivery System W/Driver" on page P37 |
| 15 | GB1272 | 2 | Hopper Mount |
| 16 | --- | 1 | See "True Speed Mini-Hopper" on page P49 |
| 17 | --- | 1 | See "True Speed Seed Meter" on page P43 |
| 18 | G11123 | 2 | Hex Serrated Flange Cap Screw, 3/8"-16 x 3/4" |
| 19 | G10004 | 2 | Hex Head Cap Screw, 3/8"-16 x 1 1/4" |
| 20 | G10939 | 1 | Hex Head Cap Screw, 3/8"-16 x 2 1/4" |
| 21 | G10622 | 3 | Serrated Flange Nut, 3/8"-16 |
| 22 | G11560 | 4 | Hex Socket Flange Cap Screw, 5/16"-18 x 5/8", Grade 5 |
| 23 | G10620 | 2 | Serrated Flange Nut, 5/16"-18 |
| 24 | G10960 | 2 | Hex Non-Serrated Flange Cap Screw, 1/4"-20 x 5/8", Grade 5 |
| 25 | G10265601 | 2 | Hex Head Cap Screw, 1/4"-20 x 2 1/4", Grade 5 |
| 26 | G10621 | 2 | Serrated Flange Nut, 1/4"-20 |
| 27 | G10176901 | 1 | Cable Tie, 1/2" x 12" (Black) |
| 28 | G10213601 | 1 | True Speed ESD Ground Strap Harness |
| 29 | G10213602 | 1 | True Speed ESD Ground Strap Harness |
| 30 | G11249 | 2 | External Tooth Washer, 1/4" |
| 31 | GD36952-02 | 2 | Spacer |

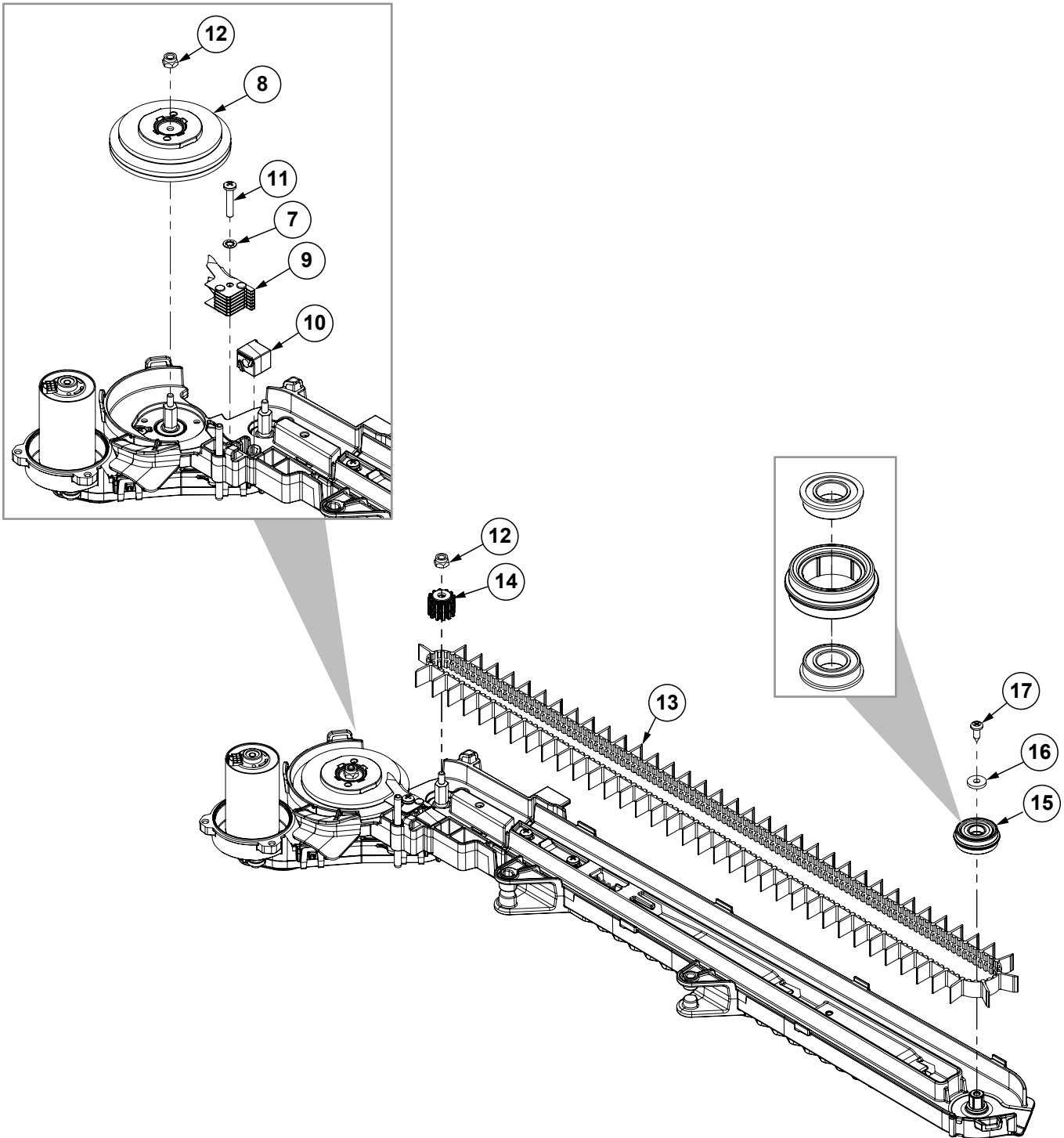
(A27002)



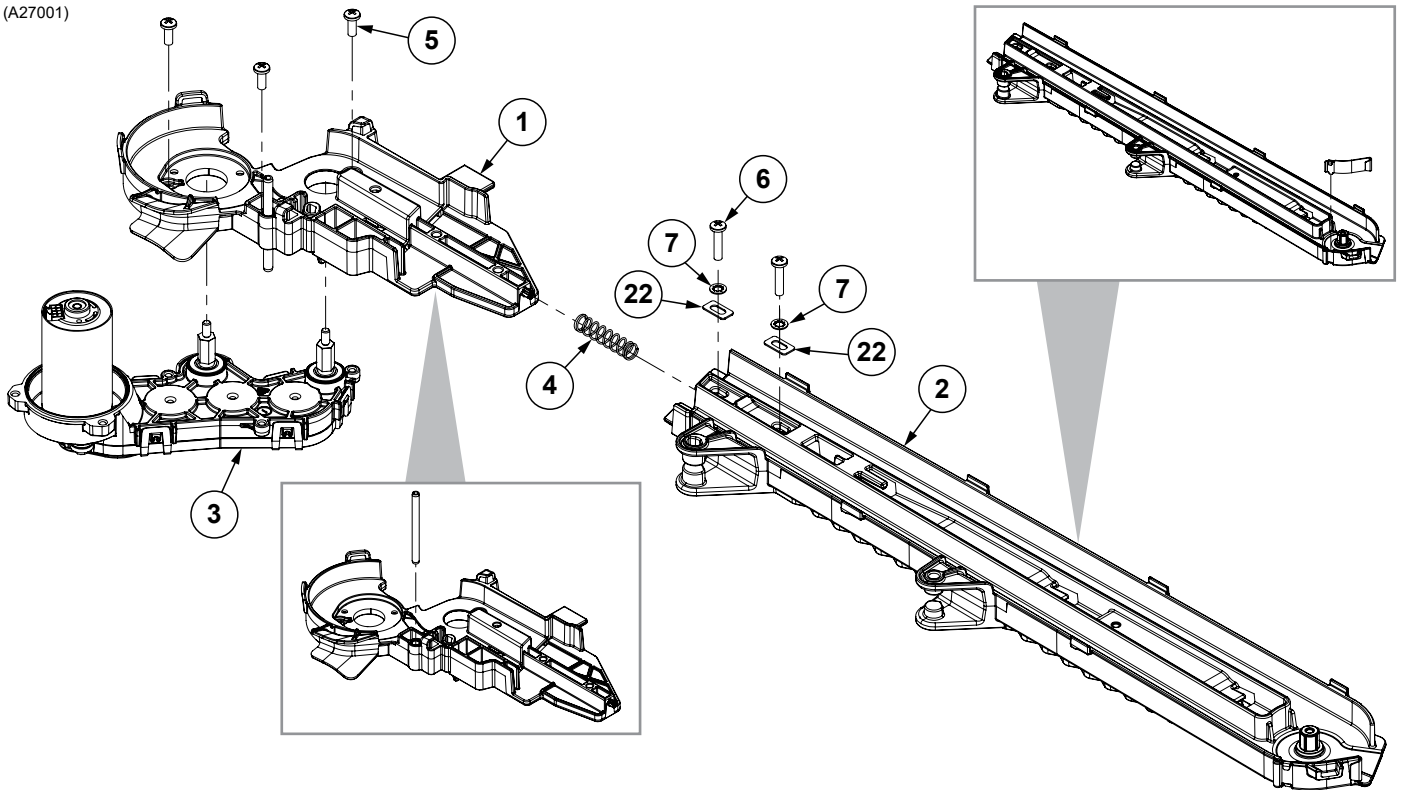
| ITEM | PART NO. | QTY. | DESCRIPTION |
|------|-----------|------|--|
| 1 | GA27001 | 1 | See "True Speed Seed Delivery System Assembly" on page P39 |
| 2 | GB1291 | 2 | O-Ring |
| 3 | GB1289 | 1 | BLDC Cover Housing |
| 4 | GD36961 | 1 | Harness Routing Bracket |
| 5 | GD26293 | - | Attachment Clip |
| 6 | G11981 | - | Phillips Pan Head Machine Screw, #8-32 x 1/2" |
| 7 | G10429001 | 1 | Motor Driver Assembly |
| 8 | G11960 | 3 | Phillips Pan Head Machine Screw #8-32 x 1 1/2", Stainless Steel |
| 9 | GA26980 | 1 | True Speed Seed Tube |
| 10 | G10213502 | 1 | True Speed ESD Ground Strap Harness |
| A | G10749X | - | Seed Delivery System W/Driver (Items 1-10) |

This page left blank intentionally.

(A27001)

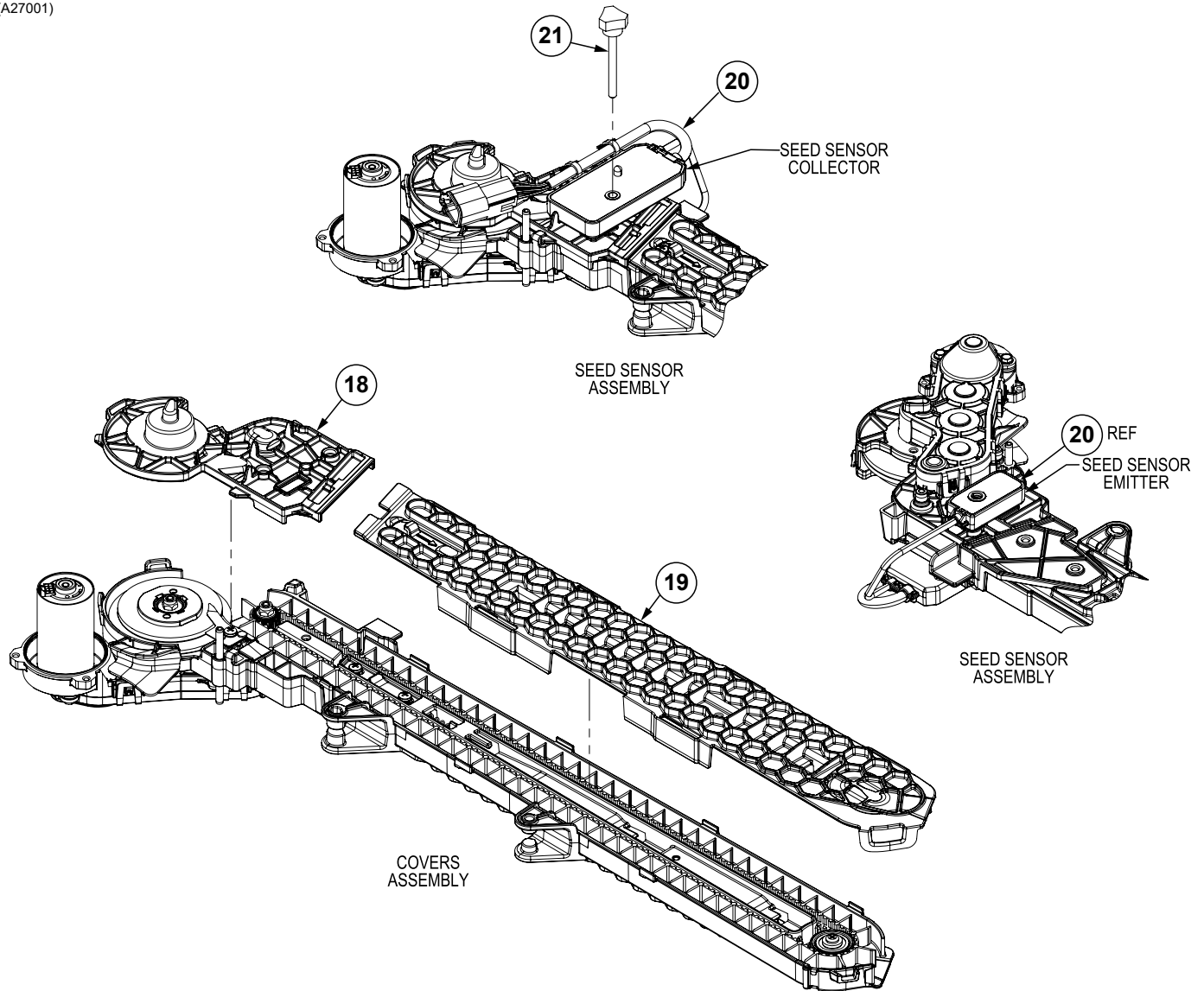


(A27001)



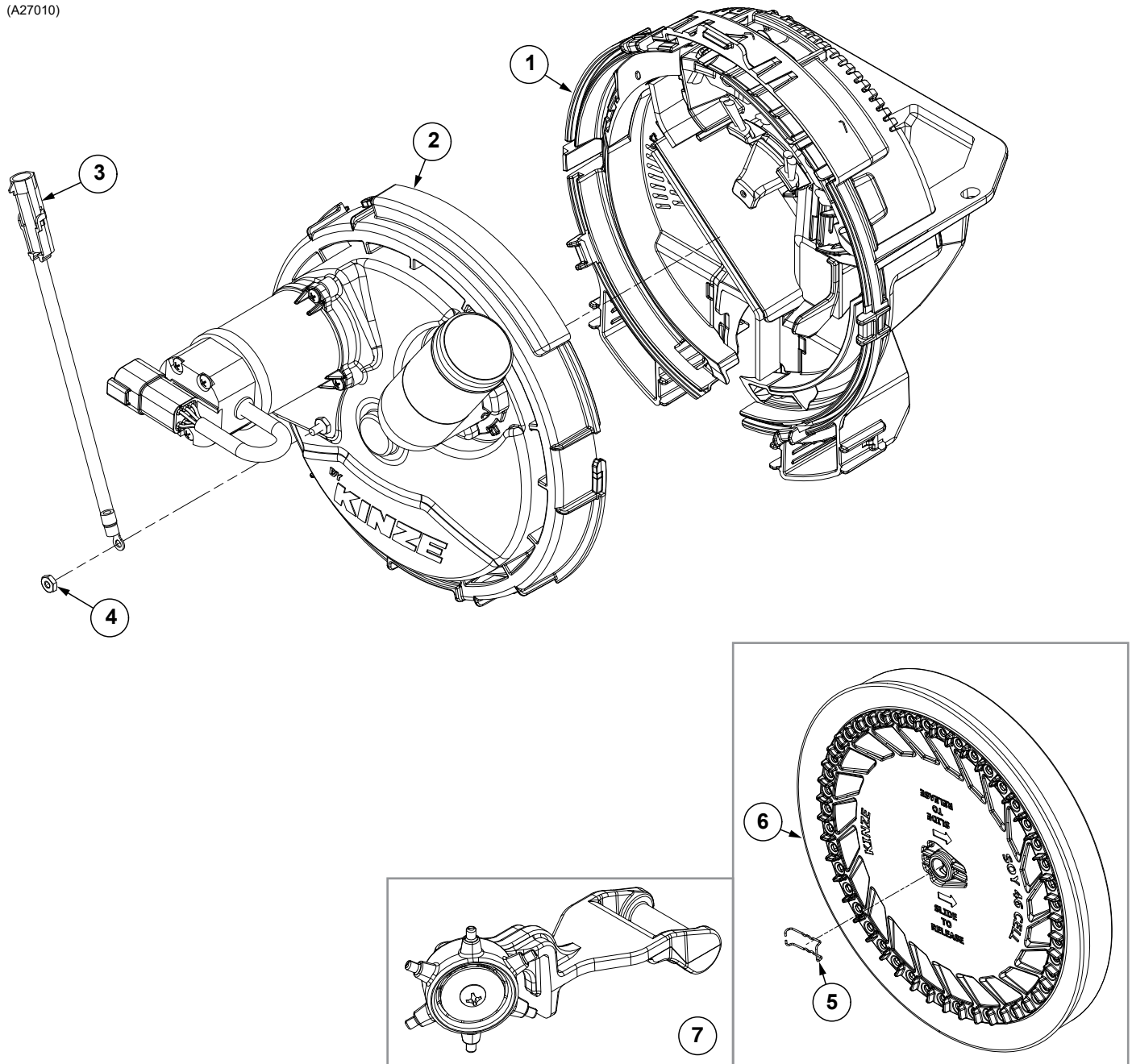
Continued on following pages.

(A27001)



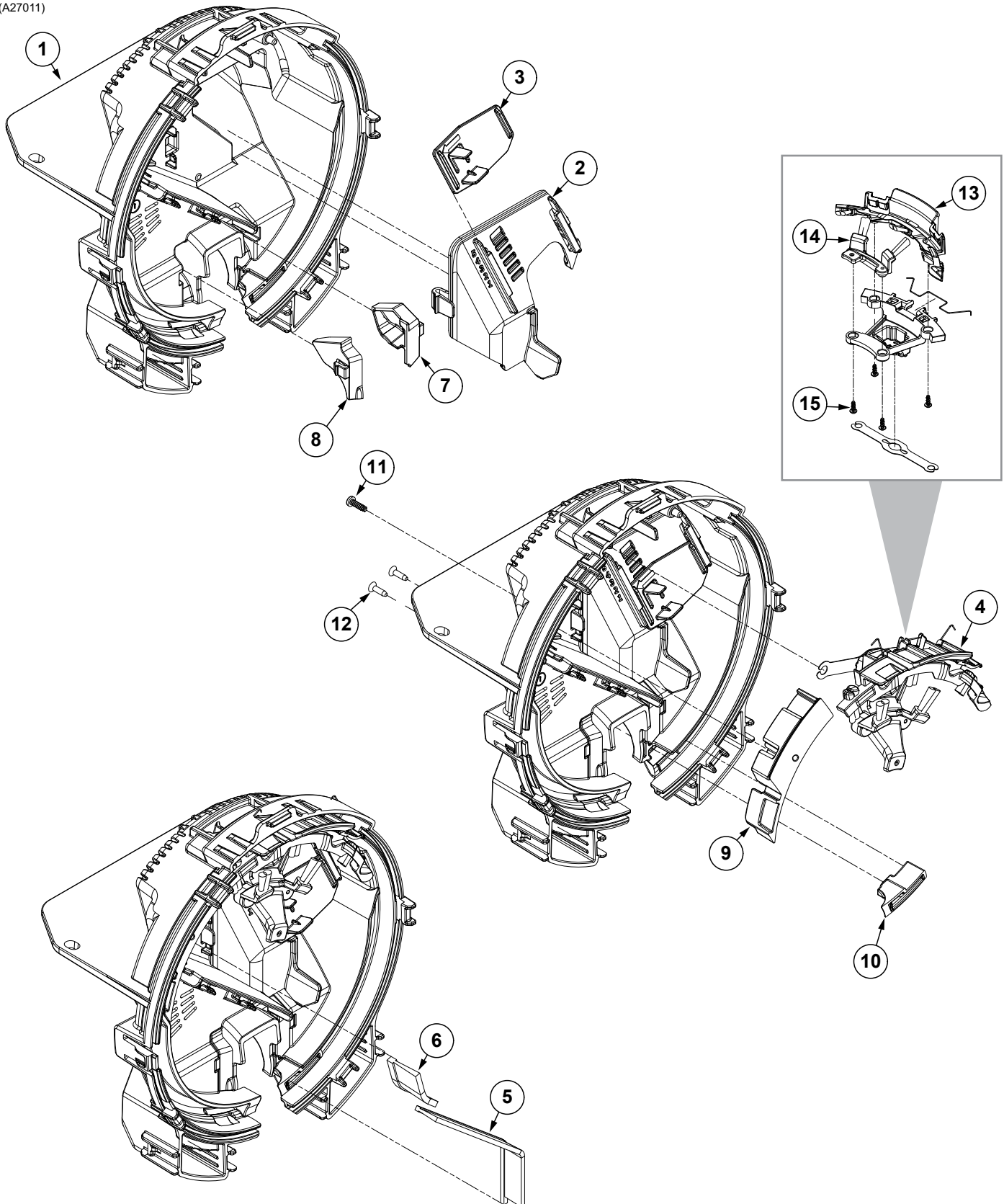
| ITEM | PART NO. | QTY. | DESCRIPTION |
|------|-----------|------|---|
| 1 | GA27133 | 1 | Seed Delivery Upper Housing Assembly |
| | G10208201 | 1 | Seed Delivery Upper Housing (Included W/GA27133) |
| | G11996 | 1 | Spring Slot Pin, 3/16" x 2 1/4" (Included W/GA27133) |
| 2 | GA27084 | 1 | Seed Delivery Lower Housing Assembly |
| | GB1250 | 1 | Seed Delivery Lower Housing (Included W/GA27084) |
| 3 | GA27006 | 1 | Seed Delivery Gearcase Assembly |
| 4 | GD36938 | 1 | Belt Tensioner Spring |
| 5 | G11986 | 3 | Phillips Pan Head Machine Screw, No. 8-32 x 7/16" |
| 6 | G11067 | 2 | Phillips Pan Head Machine Screw, No. 8-32 x 3/4", Stainless Steel |
| 7 | G11995 | 3 | Internal Tooth Washer, No. 8, Stainless Steel |
| 8 | GA27005 | 1 | Brush Wheel Assembly |
| 9 | GA27004 | 1 | Stripper Wheel Comb Assembly |
| 10 | GB1257 | 1 | Seed Relief Scrubber |
| 11 | G10425701 | 1 | Phillips Pan Head Machine Screw, No. 8-32 x 7/8", Black Oxide |
| 12 | G11202 | 2 | Lock Nut W/Nylon Insert, No. 8-32, Stainless Steel |
| 13 | GB1256 | 1 | Seed Delivery Belt |
| 14 | GB1254 | 1 | Belt Drive Sprocket |
| 15 | GA27134 | 1 | Seed Delivery Idler Pulley Assembly |
| | GB1255 | 1 | Seed Deliver Idler Pulley (Included W/GA27134) |
| 16 | G10425501 | 1 | Washer, 12 MM O.D. x 4.3MM I.D. x 1MM |
| 17 | G10425401 | 1 | Phillips Flat Head Tapping Screw, No. 8-18 x 1/2" |
| 18 | G10208301 | 1 | Seed Delivery Upper Cover |
| 19 | GB1251 | 1 | Seed Delivery Lower Cover |
| 20 | GA27003 | 1 | Seed Sensor Assembly |
| 21 | G10230701 | 1 | Hex Socket Head Cap Screw, No. 10-24 |
| | G10060301 | 1 | Knob, No. 10 |
| 22 | G10366201 | 2 | Slotted Rectangular Washer |
| A | GA27001 | 1 | Seed Delivery System Assembly, Items 1-21 |

(A27010)



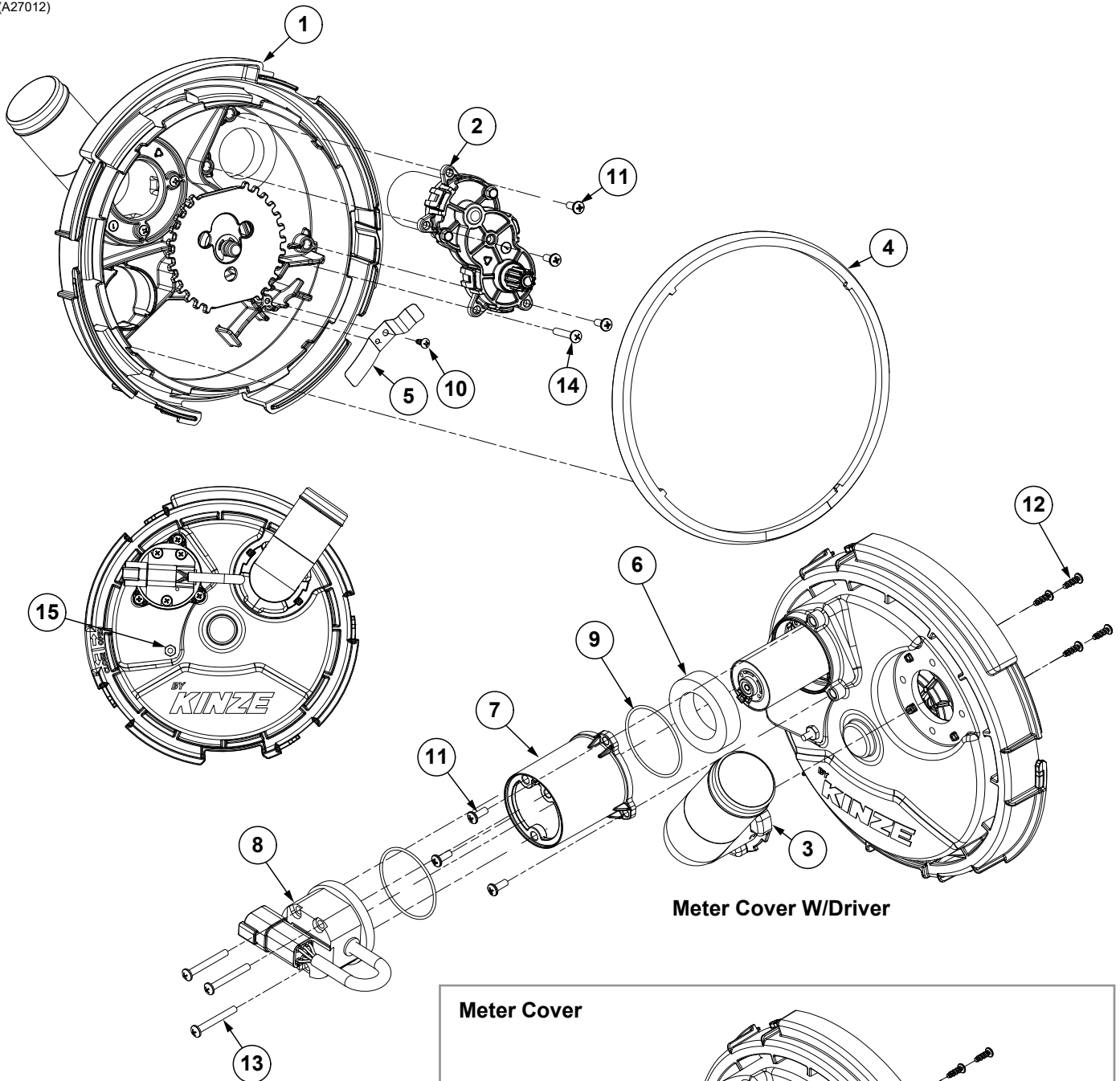
| ITEM | PART NO. | QTY. | DESCRIPTION |
|------|-----------|------|--|
| 1 | --- | 1 | See "True Speed Meter Housing" on page P45 |
| 2 | --- | 1 | See "True Speed Meter Cover" on page P47 |
| 3 | G10213501 | 1 | Only applicable W/True Speed Meter W/Driver |
| 4 | G10928 | 1 | Only applicable W/True Speed Meter W/Driver |
| 5 | GD36958 | 1 | Seed Disc Retention Clip (Included W/Item 6) |
| 6 | G10892X | - | Seed Disc, Corn, 32 Cell (Light Blue Color-Coded) and Ejector Assembly |
| | G10894X | - | Seed Disc, Soybean, 46 Cell (Black Color-Coded) and Ejector Assembly |
| | G10893X | - | Seed Disc, Soybean, 92 Cell (Black Color-Coded) and Ejector Assembly |
| | G10992X | - | Seed Disc, Cotton, 46 Cell (Green Color-Coded) and Ejector Assembly |
| | G10860X | - | Seed Disc, Sugar Beets/Milo, 46 Cell (Orange Color-Coded) and Ejector Assembly |
| 7 | G10177501 | - | Ejector Assembly, 32 Cell Corn (Included W/G10892X) |
| | G10177701 | - | Ejector Assembly, 46 Cell Soybean (Included W/G10894X) |
| | G10177601 | - | Ejector Assembly, 92 Cell Soybean (Included W/G10893X) |
| | GA27022 | - | Ejector Assembly, 46 Cell Cotton (Included W/G10992X) |
| | GA27023 | - | Ejector Assembly, 46 Cell Sugar Beets (Included W/G10860X) |
| A | G10750X | 1 | True Speed Meter W/Driver Assembly, Items 1-4 |

(A27011)

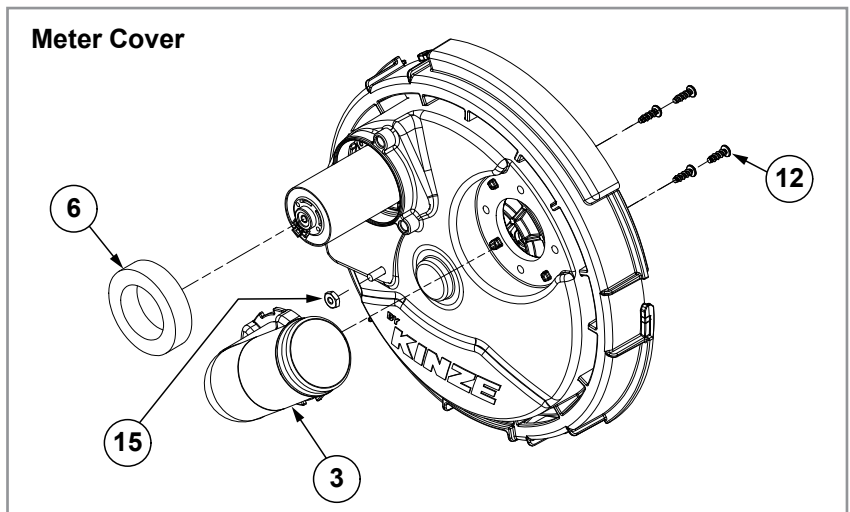


| ITEM | PART NO. | QTY. | DESCRIPTION |
|------|-----------|------|--|
| 1 | G10208401 | 1 | Meter Housing |
| 2 | GB1275 | 1 | Meter Baffle |
| 3 | GB1276 | 1 | Door Baffle |
| 4 | GA27013 | 1 | Singulator Assembly (Includes Items 13-14) |
| 5 | GD36954 | 1 | Meter Wall Brush, Small |
| 6 | G10459801 | 1 | Meter Wall Brush, Large |
| 7 | GB1307 | 1 | Meter Housing Plug |
| 8 | GB1306 | 1 | Meter Housing Plug |
| 9 | G10153101 | 1 | Upper Seed Relief Insert |
| 10 | G10156901 | 1 | Lower Seed Relief Insert |
| 11 | G11556 | 1 | Phillips Pan Head Tapping Screw, 6-19 x 1/2" |
| 12 | G10181201 | 3 | Phillips Pan Head Tapping Screw, No. 6-19 x 1/2" |
| 13 | GA27015 | 1 | Outer Singulator Brush (Included W/Item 4) |
| 14 | GA27014 | 1 | Inner Singulator Brush (Included W/Item 4) |
| 15 | G11619 | 4 | Phillips Pan Head Tapping Screw, No. 6-19 x 3/8" |

(A27012)

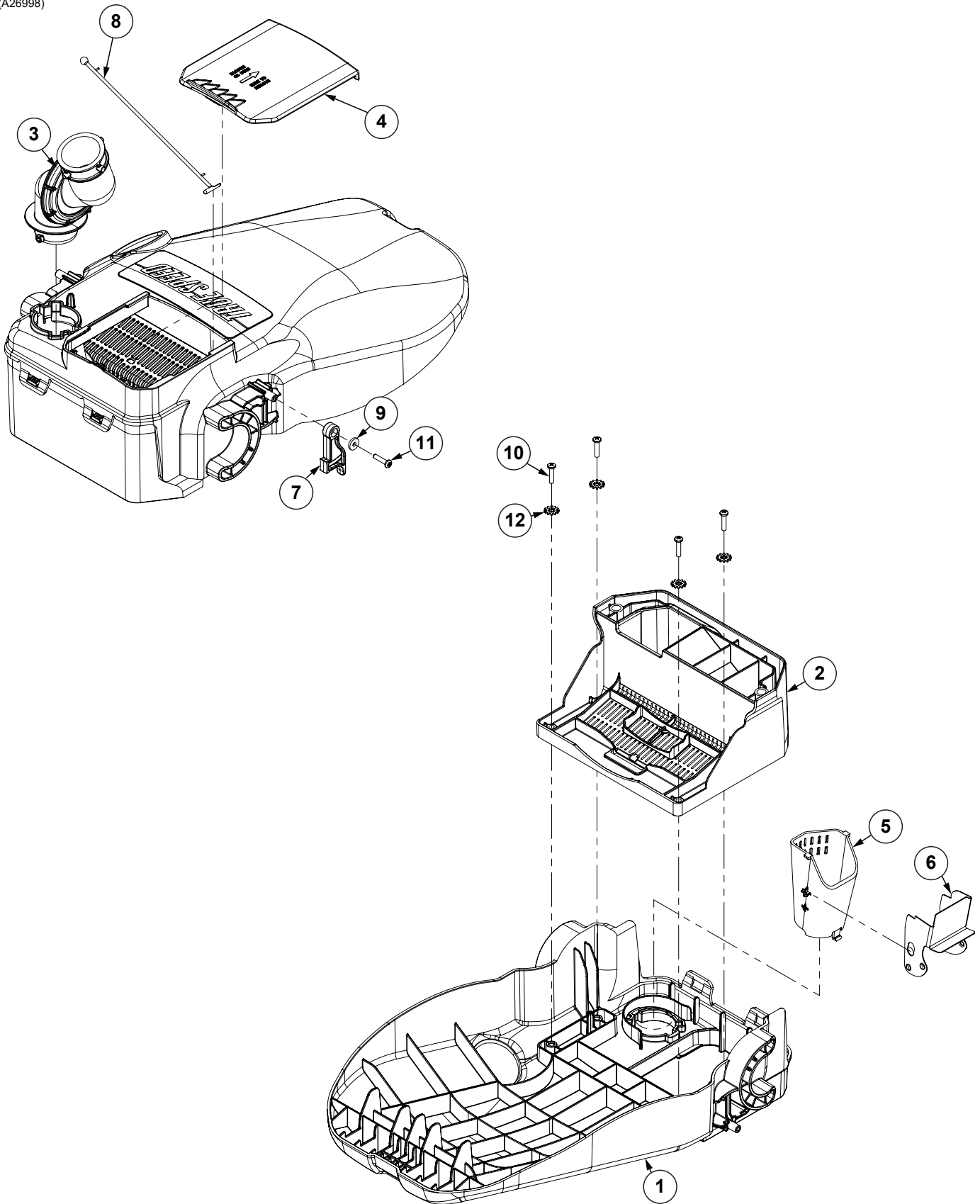


Meter Cover W/Driver



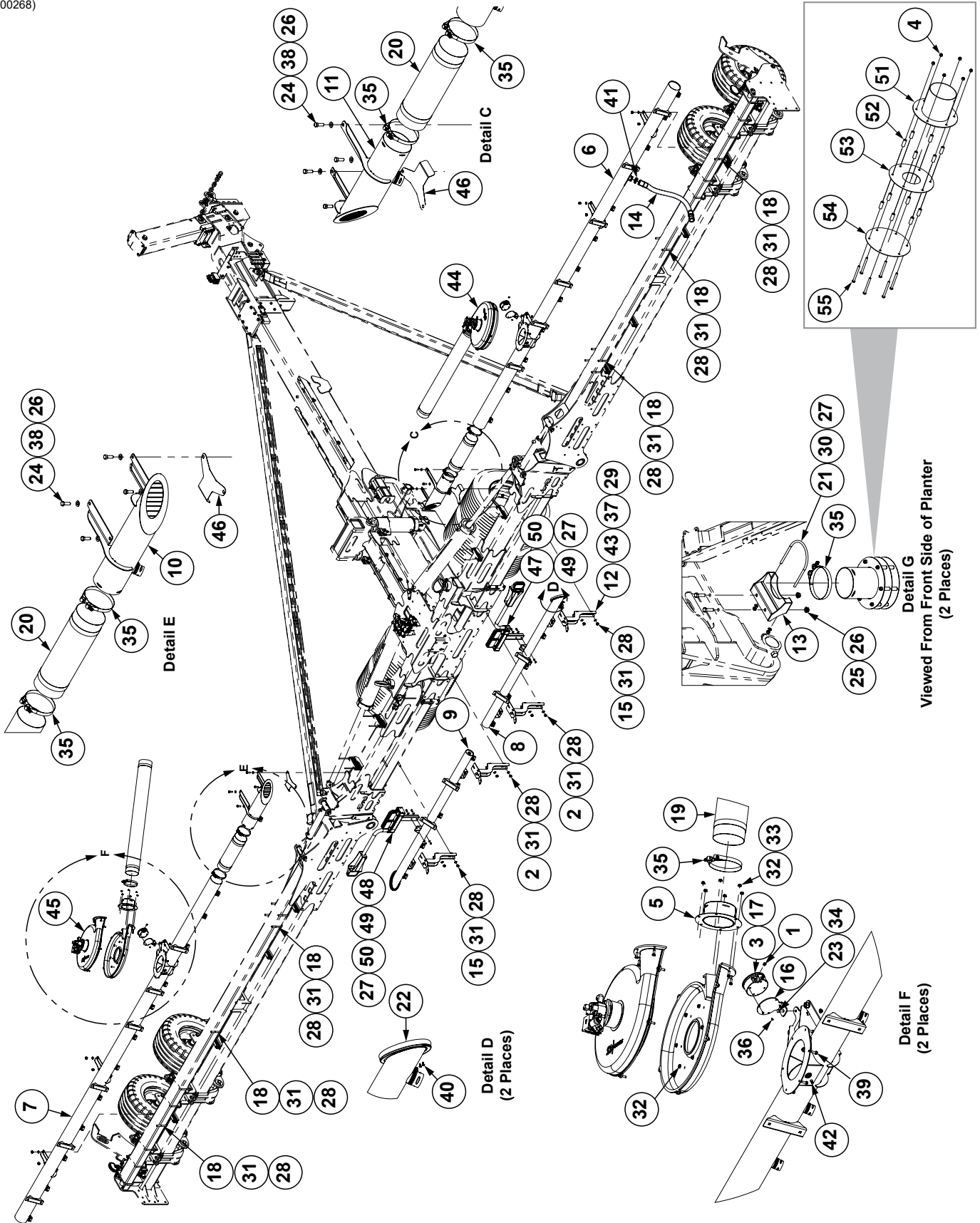
| ITEM | PART NO. | QTY. | DESCRIPTION |
|------|-----------|------|---|
| 1 | G10320401 | 1 | Meter Cover W/Bearing Assembly |
| 2 | GA27017 | 1 | Meter Gearcase Assembly |
| | GA27007 | - | BLDC Motor (Included W/GA27017) |
| | GB1288 | - | Meter Pinion Gear (Included W/GA27017) |
| | G11994 | - | External Side Mount Retaining Ring (Included W/GA27017) |
| | G11989 | - | Hex Serrated Flange Machine Screw, No. 6-32, Grade 2 (Included W/GA27017) |
| 3 | GB1281 | 1 | Vacuum Elbow |
| 4 | GB1282 | 1 | Meter Seal |
| 5 | GD36959 | 1 | Ejector Arm Retention Spring |
| 6 | G10108302 | 1 | Motor Foam Seal |
| 7 | GB1289 | 1 | BLDC Cover Housing |
| 8 | G10429001 | 1 | Motor Driver Assembly |
| 9 | GB1291 | 2 | O-Ring |
| 10 | G11619 | 1 | Phillips Pan Head Tapping Screw, No. 6-19 x 3/8" |
| 11 | G11986 | 6 | Phillips Pan Head Machine Screw, No. 8-32 x 7/16" |
| 12 | G11578 | 4 | Phillips Pan Head Tapping Screw, No. 8-18 x 1/2" |
| 13 | G11297 | 3 | Phillips Pan Head Machine Screw #8 - 32 x 1 3/8", Stainless Steel |
| 14 | G11201 | 1 | Phillips Pan Head Machine Screw, No. 8-32 x 1", Stainless Steel |
| 15 | G10928 | 1 | Hex Nut, No. 8-32, Stainless Steel |

(A26998)



| ITEM | PART NO. | QTY. | DESCRIPTION |
|------|-----------|------|---|
| 1 | G10201004 | 1 | Mini-Hopper Cover |
| 2 | GB1240 | 1 | Mini-Hopper |
| 3 | GA26999 | 1 | Bulk Fill Swivel Inlet |
| 4 | GB1242 | 1 | Mini-Hopper Lid |
| 5 | G10506301 | 1 | Bulk Fill Diffuser |
| 6 | G10199801 | 1 | Diffuser Door |
| 7 | GB1246 | 1 | Hopper Latch |
| 8 | GB1247 | 1 | Tether |
| 9 | G11983 | 1 | Flat Washer, No. 8 |
| 10 | G11067 | 4 | Phillips Pan Head Machine Screw, No. 8-32 x 3/4", Stainless Steel |
| 11 | G11770 | 1 | Phillips Pan Head Tapping Screw, |
| 12 | G10931 | 4 | Lock Washer, No. 8, Internal/External, Stainless Steel |

(100268)

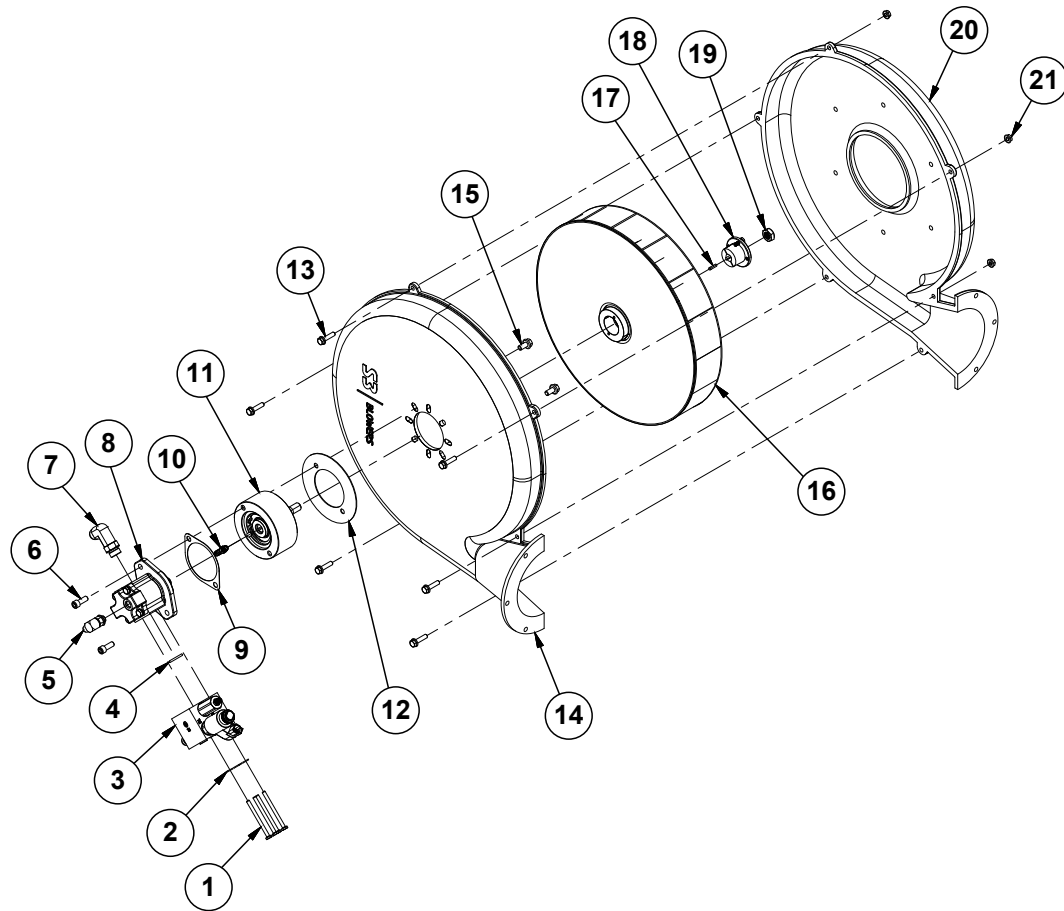


| ITEM | PART NO. | QTY. | DESCRIPTION |
|------|---|----------------------------------|--|
| 1 | GA10799 | 2 | Breather, 1/8" Male NPT |
| 2 | GA17660 | 4 | T-Bolt, 5/8"-11 x 1 1/2" |
| 3 | GA21406 GR1777 | 2 4 | Pressure Gauge Hose Barb, 3/16" x 1/8" NPT (Included W/GA21406) |
| 4 | G10108 | 6 | Lock Nut, 3/8"-16 |
| 5 | GA25441 | 2 | Flex Tube Mount |
| 6 | GA26506 G10245401 | 1 | R.H. Outer Frame Vacuum Manifold, 24 Row R.H. Outer Frame Vacuum Manifold, 36 Row |
| 7 | GA26507 G10245301 | 1 | L.H. Outer Frame Vacuum Manifold, 24 Row L.H. Outer Frame Vacuum Manifold, 36 Row |
| 8 | G10423301 G10422901 | 1 | R.H. Center Frame Vacuum Manifold, 24 Row R.H. Center Frame Vacuum Manifold, 36 Row |
| 9 | G10423401 G10423001 | 1 | L.H. Center Frame Vacuum Manifold, 24 Row L.H. Center Frame Vacuum Manifold, 36 Row |
| 10 | GA26779 | 1 | L.H. Stub Wing Vacuum Manifold |
| 11 | GA26778 | 1 | R.H. Stub Wing Vacuum Manifold |
| 12 | G10126401 | 4 | Center Frame Vacuum Manifold Mount |
| 13 | GA26393 | 2 | Manifold Support Bracket |
| 14 | G11147 GD31424 GB1216 *D36495-32.5 | 24/36 24/36 24/36 24/36 | Cap, 2" Screw Cuff, 2" Screw Cuff, 1 1/2" Black Hose, 1 1/2" I.D. x 32 1/2" |
| 15 | GD1114 | 2 | U-Bolt, 7" x 7" x 5/8"-11 |
| 16 | GD15804 | 2 | Mount |
| 17 | GD15849-02 | 1 | Clear Plastic Tubing, 5/16" O.D. x 120" |
| 18 | GD16598 | 8 | U-Bolt, 4" x 7" x 5/8"-11 |
| 19 | GD19658-02 | 2 | Black Hose, 6" I.D. x 56" |
| 20 | GD19658-03 | 2 | Black Hose, 6" I.D. x 20" |
| 21 | GD35437 | 2 | U-Bolt, 6" x 3/8"-16 |
| 22 | GD35438-23.75 | 2 | Soft Rubber Seal, 23.75" |
| 23 | G10001 | 2 | Hex Head Cap Screw, 3/8"-16 x 1" |
| 24 | G10017 | 8 | Hex Head Cap Screw, 1/2"-13 x 1 1/2" |
| 25 | G10039 | 4 | Hex Head Cap Screw, 1/2"-13 x 1 3/4" |
| 26 | G10071 | 12 | Serrated Flange Nut, 1/2"-13 |
| 27 | G10101 | 8 | Hex Nut, 3/8"-16 |
| 28 | G10104 | 24 | Hex Nut, 5/8"-11 |
| 29 | G10109 | 8 | Lock Nut, 5/16"-18 |
| 30 | G10229 | 4 | Lock Washer, 3/8" |
| 31 | G10230 | 24 | Lock Washer, 5/8" |
| 32 | G10620 | 24 | Serrated Flange Nut, 5/16"-18 |
| 33 | G10991 | 12 | Hex Head Cap Screw, 5/16"-18 x 7/8" |
| 34 | G11091 | 2 | Serrated Flange Nut, 3/8"-16 |
| 35 | G11142 | 8 | T-Bolt Clamp, 6 1/4" |
| 36 | G11215 | 6 | Hex Flat Head Cap Screw, No. 6-32 x 3/8", Grade 8 |
| 37 | G11386 | 16 | Flat Washer, 5/16" SAE |
| 38 | G11389 | 8 | Flat Washer, 1/2" Plated SAE |
| 39 | G11480 | 12 | Hex Socket Flange Cap Screw, 5/16"-18 x 1" |
| 40 | G11924 | 4 | Hex Head Non Serrated Flange Self-Drilling Screw, No. #6-20 x 3/8" |
| 41 | G10676 | 36 | Hose Clamp, No. 36, Stainless Steel |
| 42 | G11972 | 2 | M-NPT Pipe Plug, 1/8" |
| 43 | G10043 | 8 | Hex Head Cap Screw, 5/16"-18 x 3/4" |
| 44 | G10197801 | 1 | See "Vacuum Fan Assembly" on page P54 |
| 45 | G10197901 | 1 | See "Vacuum Fan Assembly" on page P54 |

| ITEM | PART NO. | QTY. | DESCRIPTION |
|------|-----------|------|--|
| 46 | G10387501 | 2 | Hose Protector Plate |
| 47 | --- | 1 | See "Safety/Warning Lights" on page P189 |
| 48 | --- | 1 | See "Safety/Warning Lights" on page P189 |
| 49 | G10002 | 4 | Hex Head Cap Screw, 3/8"-16 x 3/4" |
| 50 | G11387 | 8 | Flat Washer, 3/8" SAE |
| 51 | GA25427 | 1 | Diffuser |
| 52 | GD2971-26 | 12 | Sleeve, 3/8" I.D x 5/8" O.D. x 1.63" Long |
| 53 | GD35434 | 1 | Diffuser Ring |
| 54 | GD35435 | 1 | Diffuser Cap |
| 55 | G10063 | 6 | Hex Head Cap Screw, 3/8"-16 x 4" |

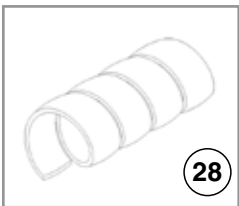
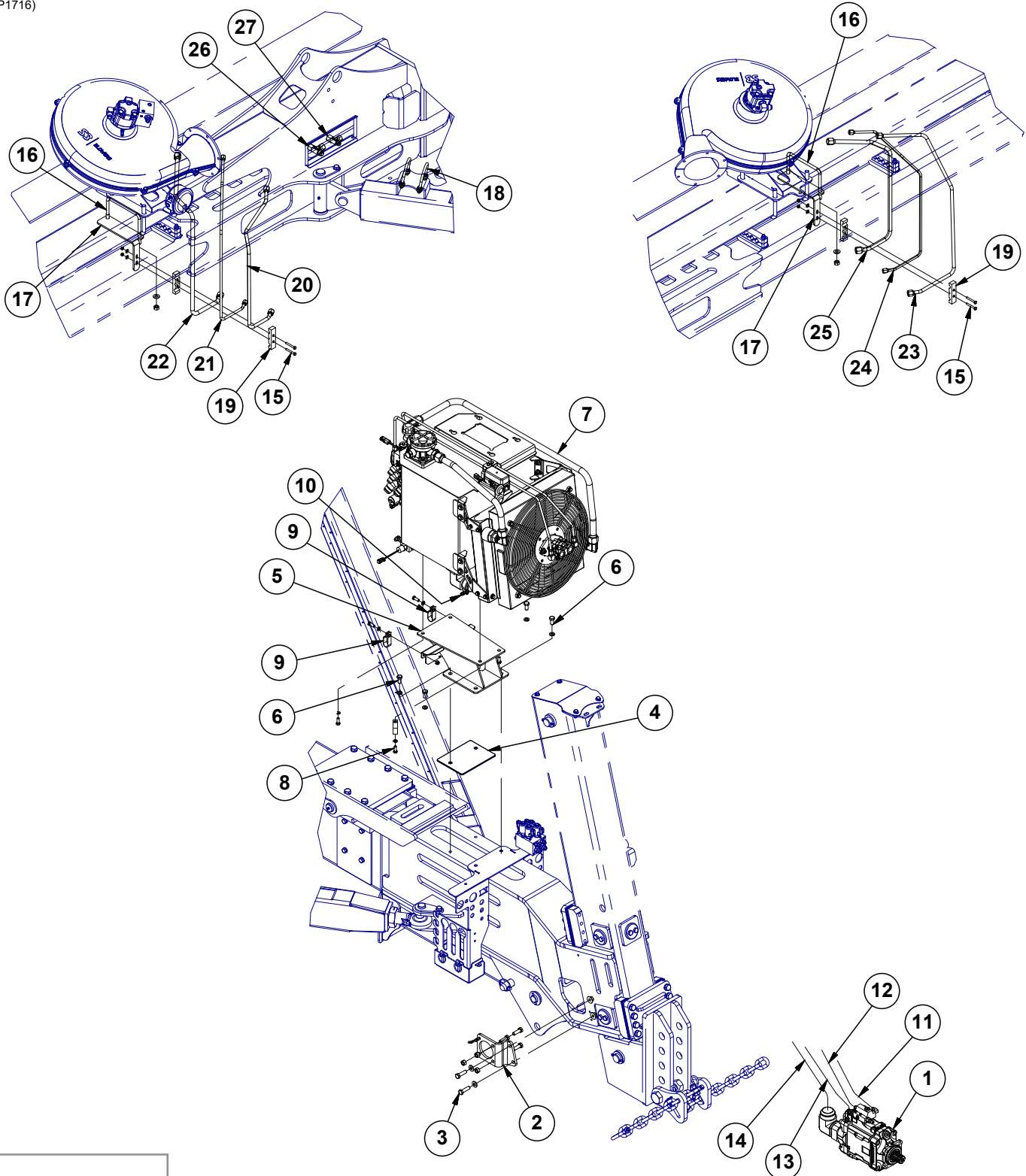
*Hose not stocked by Kinze repair parts, but is available in bulk (GD36495-600).

(IP1705)



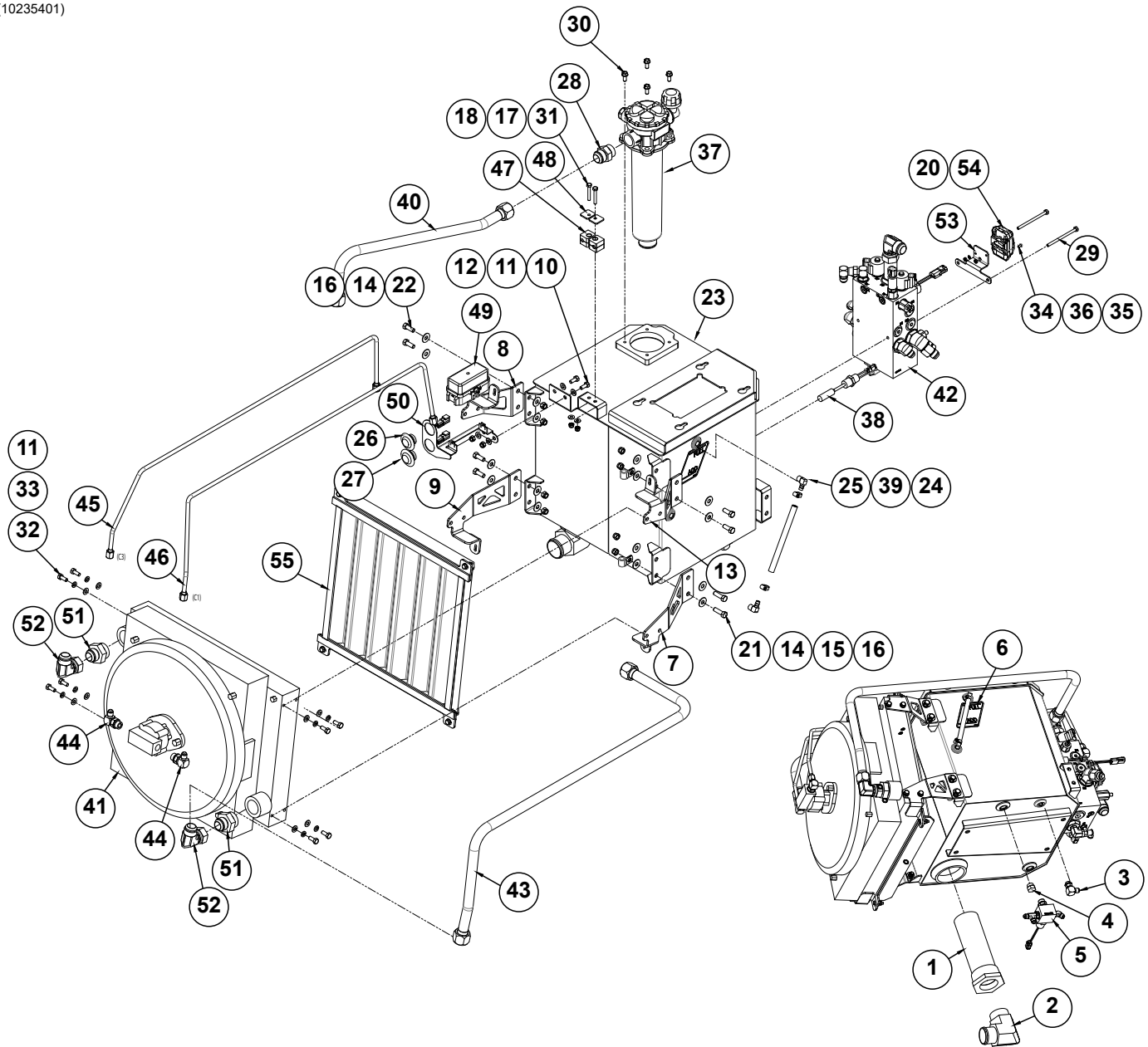
| ITEM | PART NO. | QTY. | DESCRIPTION |
|------|------------------------|--------|---|
| 1 | G10162 | 4 | Hex Head Cap Screw, 1/4"-20 x 3/4" |
| 2 | G10227 | 4 | Lock Washer, 1/4" |
| 3 | --- | 1 | See "Vacuum Fan Hydraulic Block" on page P156 |
| 4 | GD30262 | 1 | O-Ring, No. 213 |
| 5 | G6801-06 GR1045 | 1 - | Elbow W/O-Ring, 90°, 9/16"-18 Male JIC To O-Ring O-Ring |
| 6 | G11261 | 2 | Hex Socket Head Cap Screw, 3/8"-16 x 1" |
| 7 | G6801-L-10 | 1 | Long Elbow W/O-Ring, 90°, 7/8"-14 Male JIC To O-Ring |
| 8 | G10164001 G10163901 | 1 | Hydraulic Motor, 36 Row Hydraulic Motor, 24 Row |
| 9 | GD30882 | 1 | 2-Bolt Mount Gasket |
| 10 | GD35294 | 1 | Hose Barb, 1/8"-27 NPTF x 3/8" |
| 11 | G10075001 GD20928 | 1 - | Overhung Load Adaptor Bearing (Included W/GA26598) |
| 12 | GD25644 | 1 | Cover Plate |
| 13 | G11921 | 6 | Hex Serrated Flange Cap Screw, 5/16"-18 x 1 1/4", Grade 5 |
| 14 | G10102301 | 1 | Vacuum Fan Drive Case |
| 15 | G11123 | 2 | Hex Serrated Flange Cap Screw, 3/8"-16 x 3/4" |
| 16 | GA21510 | 1 | Impellor |
| 17 | GD21300 | 1 | Key |
| 18 | GD34103 | 1 | Bushing |
| 19 | G11967 | 1 | Nylon Lock Nut, 5/8"-11, Grade 8 |
| 20 | GD35447 | 1 | Inlet Housing |
| 21 | G10620 | 6 | Serrated Flange Nut, 5/16"-18 |

(IP1716)



| ITEM | PART NO. | QTY. | DESCRIPTION |
|------|-------------|------|---|
| 1 | G10103501 | 1 | See "PTO Pump" on page P158 |
| 2 | G10126901 | 1 | PTO Pump Mount |
| | G10017 | 3 | Hex Head Cap Screw, 1/2"-13 x 1 1/2" |
| | G10102 | 3 | Hex Nut, 1/2"-13 |
| | G10592 | 1 | Hair Pin Clip, No. 11 |
| 3 | G10039 | 2 | Hex Head Cap Screw, 1/2"-13 x 1 3/4" |
| | G11389 | 2 | Flat Washer, 1/2" Plated SAE |
| | G10071 | 2 | Serrated Flange Nut, 1/2"-13 |
| 4 | GD36590 | 1 | PTO Plate Shim |
| 5 | G10252001 | 1 | PTO Tank Support |
| 6 | G10014 | 4 | Hex Head Cap Screw, 1/2"-13 x 1" |
| | G10228 | 4 | Lock Washer, 1/2" |
| 7 | G10235401 | 1 | See "PTO Pump Reservoir Assembly" on page P57 |
| 8 | G10001 | 6 | Hex Head Cap Screw, 3/8"-16 x 1" |
| | G10229 | 6 | Lock Washer, 3/8" |
| 9 | GD35449 | 3 | Double Tube Clamp, 1" |
| | G10108 | 2 | Lock Nut, 3/8"-16 |
| 10 | G11165 | 1 | T-Bolt Clamp, 2 1/2", Stainless Steel |
| 11 | *A7684-112 | 1 | Hose Assembly, 1/4" AR x 112" (04F-04F) |
| 12 | *A25696-101 | 1 | Hose Assembly, 3/8" AR x 101" (06F - 06F90L) |
| 13 | *A12992-115 | 1 | Hose Assembly, 1" AR x 115" (16F-16F90M) |
| 14 | *A27230-92 | 1 | Hose Assembly, 2" x 92" (32F-OE) |
| 15 | G10638 | 4 | Hex Head Cap Screw, 1/4"-20 x 2" |
| | G11385 | 4 | Flat Washer, 1/4" SAE |
| | G10103 | 4 | Hex Nut, 1/4"-20 |
| 16 | GD11132 | 2 | U-Bolt, 4" x 7" x 1/2"-13 |
| | G11389 | 4 | Flat Washer, 1/2" Plated SAE |
| | G10102 | 4 | Hex Nut, 1/2"-13 |
| 17 | G10144701 | 2 | Steel Hose Clamps Mount Bracket |
| 18 | GD35416 | 2 | U-Bolt, 3/8"-16 x 4 1/8" |
| | G11091 | 8 | Serrated Flange Nut, 3/8"-16 |
| 19 | G10144901 | 4 | Hydraulic Steel Tubes Mount |
| 20 | G10145701 | 1 | Hydraulic Steel Line, 1/2" (R.H.) |
| 21 | G10145501 | 1 | Hydraulic Steel Line, 3/8" (R.H.) |
| 22 | G10145901 | 1 | Hydraulic Steel Line, 5/8", (R.H.) |
| 23 | G10145601 | 1 | Hydraulic Steel Line, 1/2" (L.H.) |
| 24 | G10145401 | 1 | Hydraulic Steel Line, 3/8" (L.H.) |
| 25 | G10145801 | 1 | Hydraulic Steel Line, 5/8", (L.H.) |
| 26 | G304-C-10 | 2 | Cap Nut, 7/8"-14 |
| | G6600-10 | 1 | Swivel Tee, 7/8"-14 JIC |
| 27 | G304-C-8 | 1 | Cap Nut, 3/4"-16 |
| | G6600-08 | 1 | Swivel Outlet Tee, 3/4"-16 JIC |
| 28 | GD19383-01 | - | Hose Wrap, 90" |

(10235401)

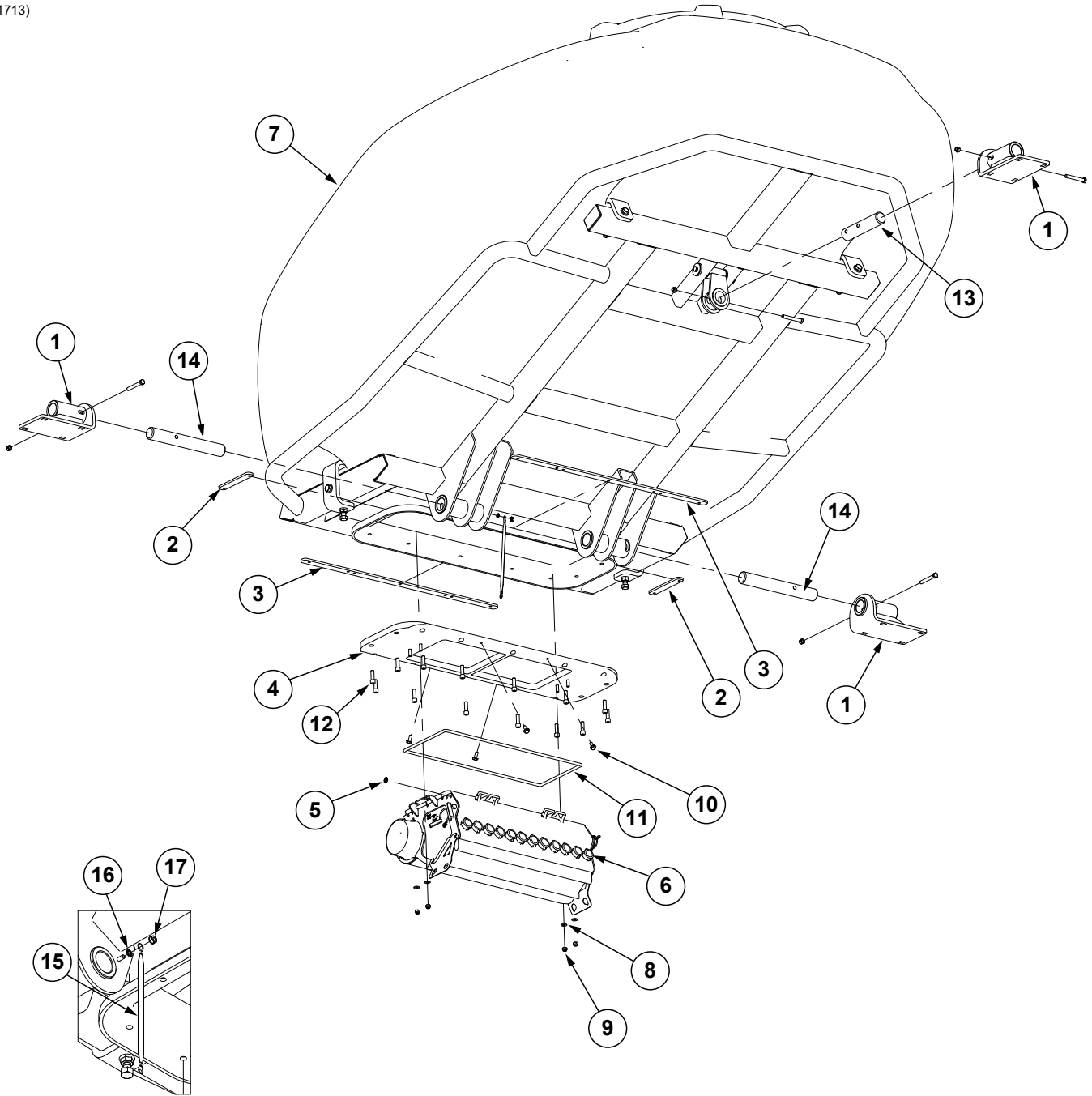


| ITEM | PART NO. | QTY. | DESCRIPTION |
|------|--------------------|--------|---|
| 1 | G10089801 | 1 | Tank Suction Strainer |
| 2 | G4501-32-32 | 1 | 90° Elbow, 2" NPT x 2" Hose Barb |
| 3 | G6801-06 GR1045 | 1 - | Elbow W/O-Ring, 90°, 5/16"-18 Male JIC To O-Ring O-Ring |
| 4 | G6408-08 GR1037 | 1 - | Plug W/O-Ring, 3/4"-16 O-Ring O-Ring |
| 5 | --- | 1 | See "PTO Case Drain Recovery Block Assembly" on page P168 |
| 6 | --- | --- | See "Decals, Paint, and Miscellaneous" on page P213 |
| 7 | G10463601 | 1 | L.H. Lower Cooler Mount Bracket |
| 8 | G10434901 | 1 | R.H. Upper Cooler Mount Bracket |
| 9 | G10463501 | 1 | R.H. Lower Cooler Mount Bracket |
| 10 | G10043 | 2 | Hex Head Cap Screw, 5/16"-18 x 3/4" |
| 11 | G11386 | 12 | Flat Washer, 5/16" SAE |

| ITEM | PART NO. | QTY. | DESCRIPTION |
|------|-----------------------|--------|--|
| 12 | G10109 | 2 | Lock Nut, 5/16"-18, Grade 8 |
| 13 | G10463701 | 1 | L.H. Upper Cooler Mount Bracket |
| 14 | G10210 | 16 | Washer, 3/8" USS |
| 15 | GD36393 | 2 | Insulated Clamp, 1/2" |
| 16 | G10108 | 8 | Lock Nut, 3/8"-16 |
| 17 | G11385 | 2 | Flat Washer, 1/4" SAE |
| 18 | G10110 | 2 | Lock Nut, 1/4"-20, Grade B |
| 19 | --- | --- | --- |
| 20 | G10263101 | 1 | PTO Reverser Harness |
| 21 | G10004 | 2 | Hex Head Cap Screw, 3/8"-16 x 1 1/4" |
| 22 | G10001 | 6 | Hex Head Cap Screw, 3/8"-16 x 1" |
| 23 | G10201401 | 1 | PTO Reservoir |
| 24 | *D6279-07 | 1 | Clear Plastic Tubing, 3/8" x 7.25" |
| 25 | GD35381 | 2 | 3/8" O.D. Brass Barbed x 1/4" NPT 90° Elbow |
| 26 | G10098301 | 1 | PTO Green Light Harness |
| 27 | G10098401 | 1 | PTO Red Light Harness |
| 28 | G6400-16-16 | 1 | Adapter, 1 5/8"-12 JIC, 1 5/8"-12 O-Ring |
| 29 | G10943 | 2 | Hex Head Cap Screw, 1/2"-20 x 4" |
| 30 | G11539 | 4 | Hex Socket Flange Cap Screw, 5/16"-18 x 3/4" |
| 31 | G10040 | 2 | Hex Head Cap Screw, 1/4"-20 x 1 3/4" |
| 32 | G12003-20 | 8 | Hex Head Cap Screw, M8-1,20 |
| 33 | G10232 | 8 | Lock Washer, 5/16" |
| 34 | G11778 | 2 | Phillips Pan Head Machine Screw, No. 8-32 |
| 35 | G10928 | 2 | Hex Nut, No. 8-32, Stainless Steel |
| 36 | G11995 | 2 | Internal Tooth Washer, No. 8, Stainless Steel |
| 37 | G10080501 | 1 | Tank Filter Assembly |
| 38 | G10462201 | 1 | Liquid Level Sensor Assembly |
| 39 | G10331001 | 2 | No. 4 Hose Clamp |
| 40 | G10192401 | 1 | Hydraulic Steel Line, 1" |
| 41 | G10192201 | 1 | Fan and Cooler Assembly |
| 42 | --- | 1 | See "PTO Reservoir Block Assembly" on page P161 |
| 43 | G10192301 | 1 | Hydraulic Steel Line, 1" |
| 44 | G6801-06-08 GR1037 | 2 - | Elbow W/O-Ring, 90°, 9/16"-18 Male JIC To 3/4"-16 O-Ring O-Ring |
| 45 | G10192901 | 1 | Hydraulic Steel Line, 3/8" |
| 46 | G10193001 | 1 | Hydraulic Steel Line, 3/8" |
| 47 | GD36667 | 2 | Tube Clamp Set |
| 48 | GD36666 | 2 | Tube Clamp Cover Plate |
| 49 | G10200301 | 1 | PTO Harness |
| 50 | G10204001 | 1 | PTO Harness Bracket |
| 51 | G6400-16-20 | 2 | Adapter, 1 5/8"-12 JIC, 1 5/8"-12 O-Ring |
| 52 | G6500-16 | 2 | 90° Swivel Elbow, 1 5/8"-12 |
| 53 | G10220101 | 1 | Driver Mount Bracket |
| 54 | G10302202 | 1 | Module XMD-02, Programmed |
| 55 | G10435201 | 1 | Cooler Screen |

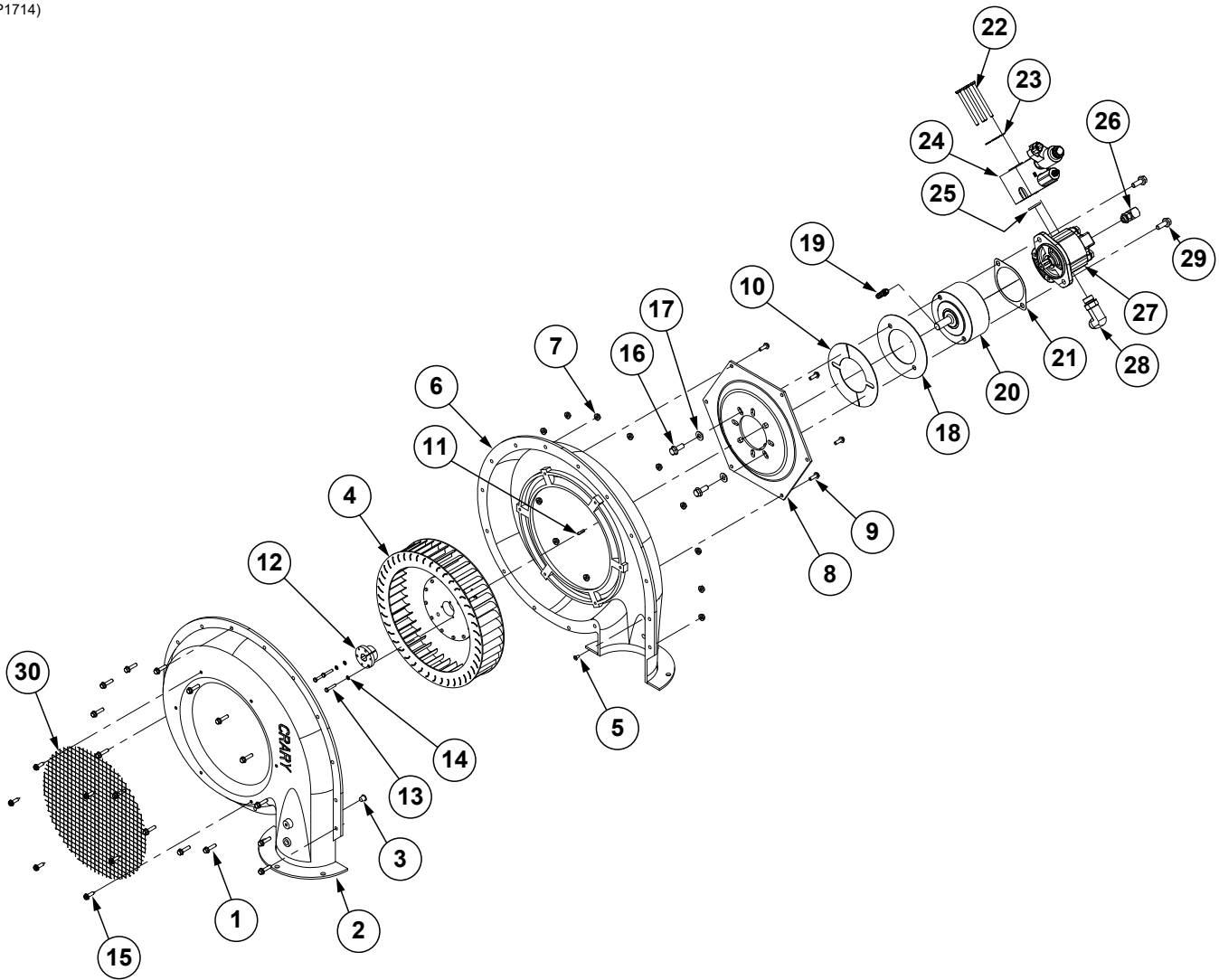
*Hose not stocked by Kinze repair parts, but is available in bulk. Order GD6279-00.

(IP1713)



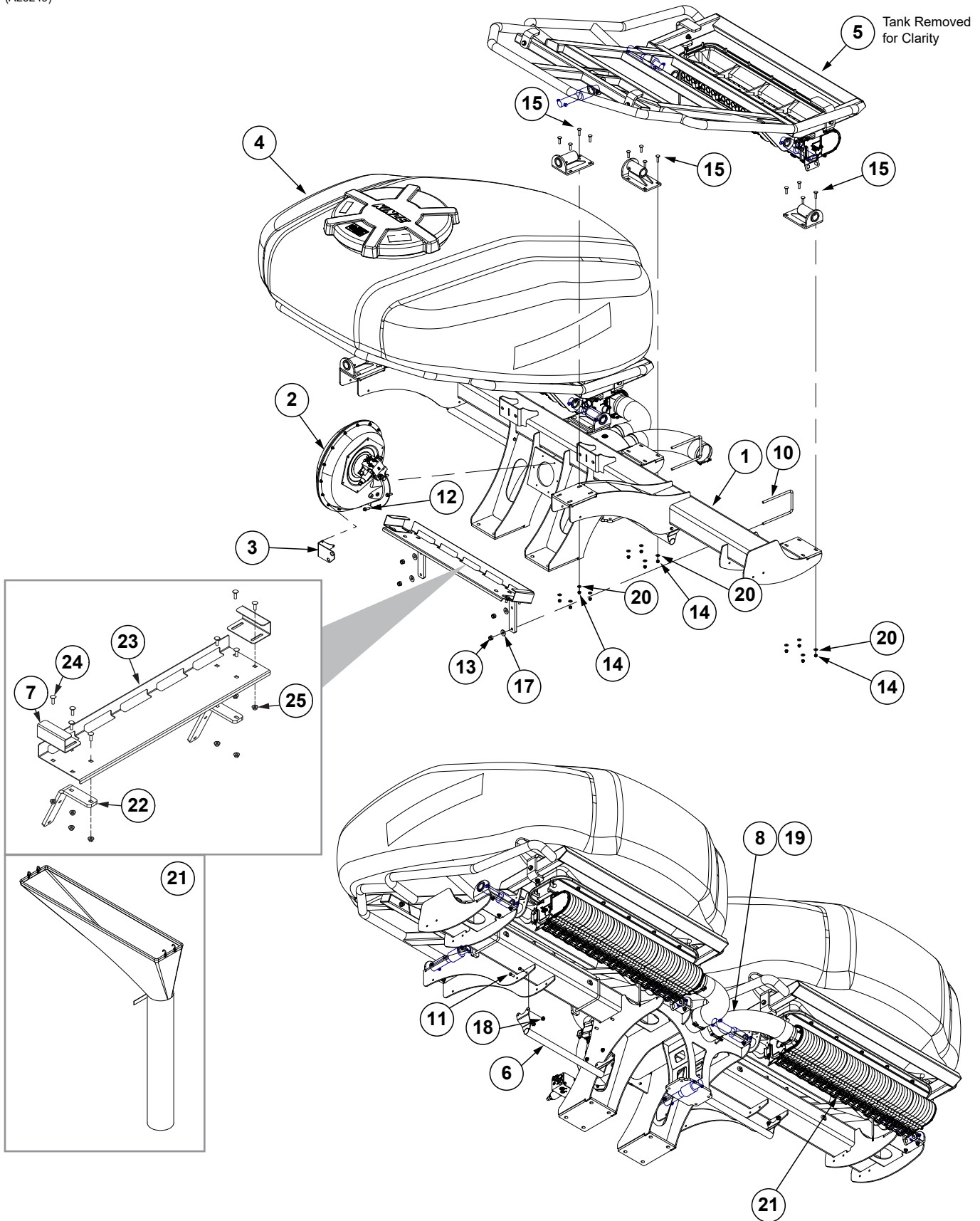
| ITEM | PART NO. | QTY. | DESCRIPTION |
|------|-----------|------|---|
| 1 | GA14041 | 3 | Bulk Fill Tank Mount |
| | G10325 | 4 | Hex Head Cap Screw, 3/8"-16 x 2 3/4" |
| | G10108 | 4 | Lock Nut, 3/8"-16 |
| 2 | GD20923 | 2 | Entrainer Mount Tap Block, Short |
| 3 | G10057501 | 2 | Entrainer Mount Tap Block |
| 4 | GD37001 | 1 | Entrainer Adapter, 24 Row |
| | G10109101 | | Entrainer Adapter, 36 Row |
| 5 | G10529 | 1 | External Tooth Lock Washer, 3/8" |
| 6 | --- | 1 | See "Entrainer Assembly" on page P71 |
| 7 | --- | 1 | See "Bulk Fill Tank Assembly" on page P65 |
| 8 | G11386 | 4 | Flat Washer, 5/16" SAE |
| 9 | G11182 | 4 | Lock Nut W/Nylon Insert, 5/16"-18 |
| 10 | G10961 | 4 | Flanged Whiz Lock Screw, 5/16"-18 x 3/4", No Serration |
| 11 | G10302501 | 1 | Foam Cord, 58", 24 Row |
| | G10302503 | | Foam Cord, 78.651", 36 Row |
| 12 | G11848 | 14 | Hex Socket Head Cap Screw, 3/8"-16 x 1 1/4" |
| 13 | GD20036 | 1 | Pin, 1 1/2" x 7" |
| 14 | GD20035 | 2 | Pin, 1 1/2" x 11 1/4" |
| 15 | GD27607 | 1 | Ground Strap |
| 16 | G11249 | 1 | External Tooth Washer, 1/4" |
| 17 | G11528 | 1 | Hex Nut W/External Tooth Washer, 1/4"-20 |

(IP1714)



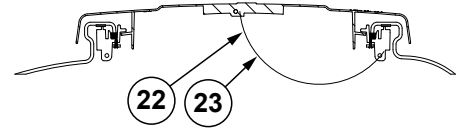
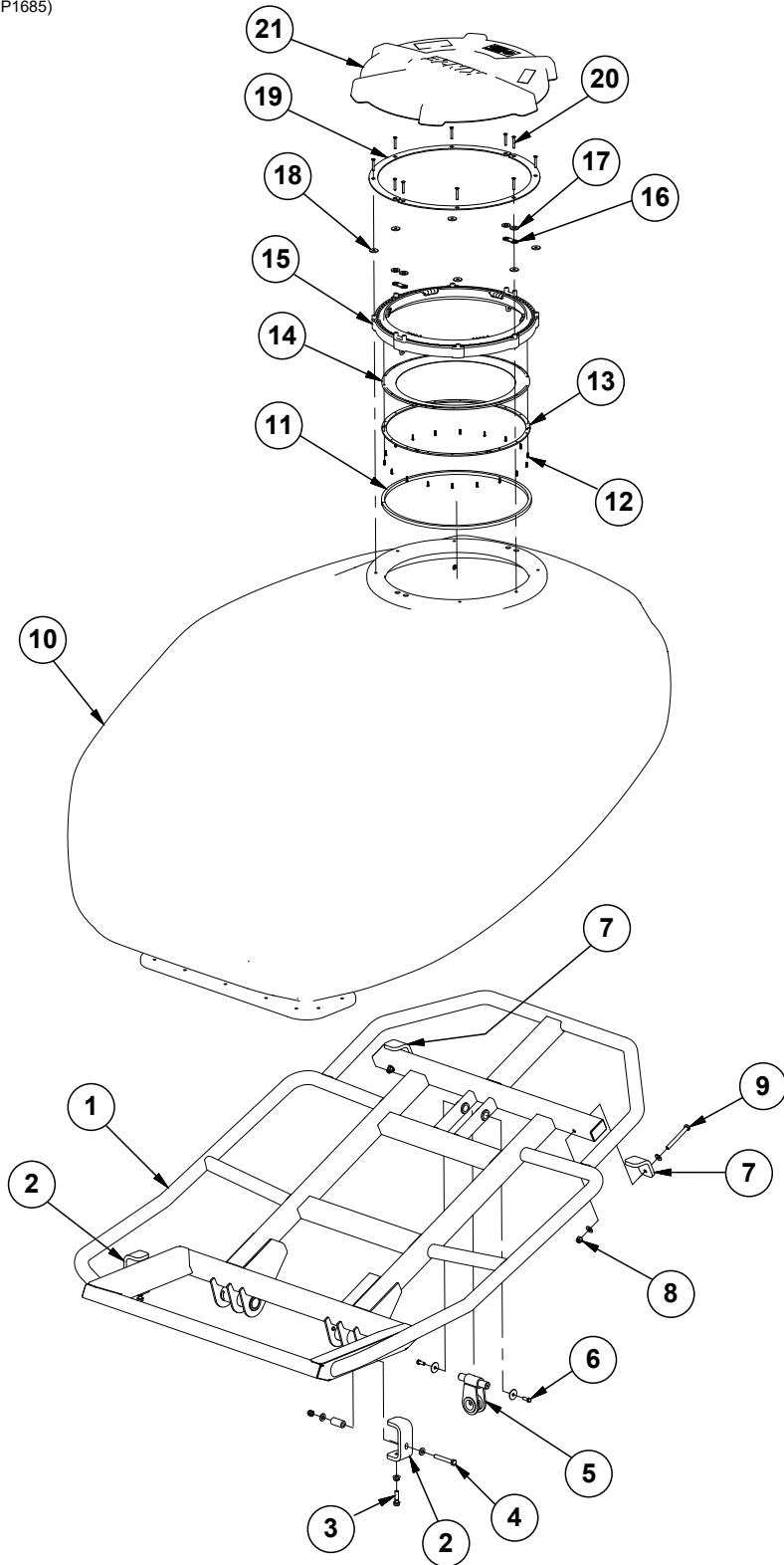
| ITEM | PART NO. | QTY. | DESCRIPTION |
|------|------------|------|--|
| 1 | G11409 | 15 | Hex Serrated Flanged Cap Screw, ¼"-20 x 1" |
| 2 | GR1970 | 1 | Flanged Outer Case |
| 3 | GR1979 | 2 | Plastic Plug, 7/16" |
| 4 | GR2109 | 1 | Impeller |
| 5 | GR1978 | 1 | Plastic Plug, ¼" |
| 6 | GR1971 | 1 | Flanged Inner Case |
| 7 | G10621 | 15 | Serrated Flange Nut, ¼"-20 |
| 8 | GR1969 | 1 | Backing Plate |
| 9 | G10988 | 12 | Hex Non-Serrated Flange Cap Screw, ¼"-20 x ¾" |
| 10 | GR1968 | 1 | Cover Plate |
| 11 | GD21300 | 1 | Key |
| 12 | GR1961 | 1 | Bushing, 5/8" |
| 13 | G11518 | 3 | Hex Head Machine Screw, #10-24 x 1" |
| 14 | G10257 | 3 | Lock Washer, No. 10 |
| 15 | G11644 | 6 | Slotted Hex Non-Serrated Flange Tapping Screw, ¼"-20 x 1" |
| 16 | G11124 | 2 | Hex Serrated Flange Cap Screw, 3/8"-16 x 1" |
| 17 | G11387 | 2 | Flat Washer, 3/8" SAE |
| 18 | GD25644 | 1 | Cover Plate |
| 19 | GD35294 | 1 | Hose Barb, 1/8"-27 NPTF x 3/8" |
| 20 | GA25388 | 1 | Overhurd Load Adapter |
| | GD20928 | - | Bearing (Included W/GA25388) |
| 21 | GD30882 | 1 | 2-Bolt Mount Gasket |
| 22 | G10162 | 4 | Hex Head Cap Screw, ¼"-20 x 3¼" |
| 23 | G10227 | 4 | Lock Washer, ¼" |
| 24 | G10190101 | 1 | See "Bulk Fill Fan Valve Block" on page P157 |
| 25 | GD30262 | 1 | O-Ring, No. 213 |
| 26 | G6801-06 | 1 | Elbow W/O-Ring, 90°, 9/16"-18 Male JIC To O-Ring |
| | GR1045 | - | O-Ring |
| 27 | G10169401 | 1 | Hydraulic Motor |
| 28 | G6801-L-10 | 1 | Long Elbow W/O-Ring, 90°, 7/8"-14 Male JIC To O-Ring |
| | GR1466 | | O-Ring |
| 29 | G11848 | 2 | Hex Socket Head Cap Screw, 3/8"-16 x 1¼" |
| | G10210 | 2 | Washer, 3/8" USS |
| 30 | GR1967 | 1 | Screen |
| A | GA14573 | - | Bulk Fill Fan (Includes Items 1-10) |

(A26249)



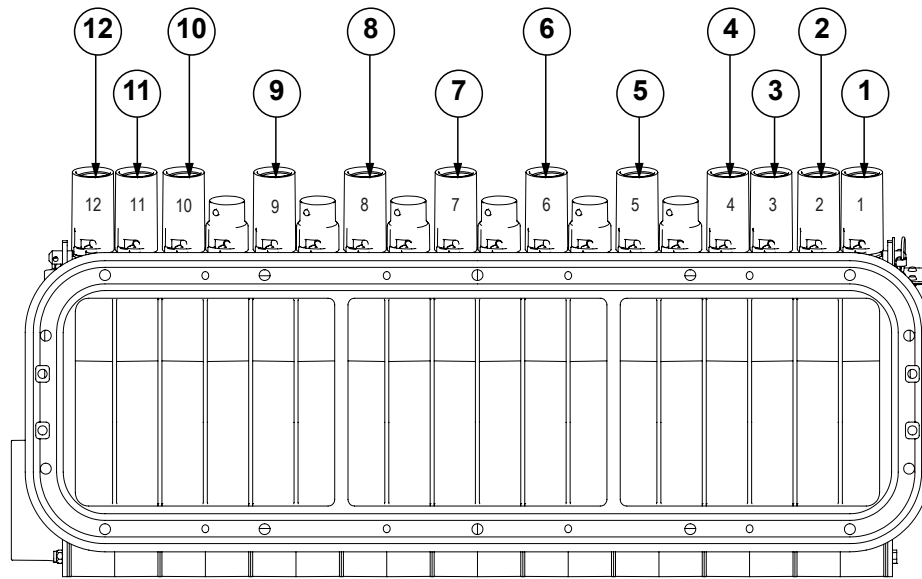
| ITEM | PART NO. | QTY. | DESCRIPTION |
|------|------------------------|--------|---|
| 1 | G10044101 G10249701 | 1 - | Bulk Fill Tank Mount, 24 Row Bulk Fill Tank Mount, 36 Row |
| 2 | --- | 1 | See "Bulk Fill Fan Assembly" on page P61 |
| 3 | G10336701 | 1 | Bulkhead Bracket |
| 4 | --- | 1 | See "Bulk Fill Tank and Entrainers" on page P63 |
| 5 | --- | 1 | See "Bulk Fill Tank and Entrainers" on page P63 |
| 6 | GA26650 G10249801 | 2 | Hose Hanger, 24 Row Hose Hanger, 36 Row |
| 7 | GD20196 | 2 | Clean Out Chute Clip |
| 8 | GD19659-01 | 2 | Black Hose, 4½" I.D. x 39" |
| 9 | --- | --- | --- |
| 10 | GD8306 | 2 | U-Bolt, 7" x 5" x ½"-13 |
| 11 | G10001 | 8 | Hex Head Cap Screw, ⅜"-16 x 1" |
| 12 | G11204 | 6 | Hex Serrated Flange Cap Screw, ⅜"-16 x 1¼", Grade 5 |
| 13 | G10111 | 4 | Lock Nut, ½"-13 |
| 14 | G10108 | 24 | Lock Nut, ⅜"-16 |
| 15 | G10301 | 24 | Carriage Bolt, ⅜"-16 x 1½" |
| 16 | --- | --- | --- |
| 17 | G10216 | 4 | Washer, ½" USS |
| 18 | G11091 | 8 | Serrated Flange Nut, ⅜"-16 |
| 19 | G11360 | 4 | T-Bolt Hose Clamp, 4½" |
| 20 | G11387 | 24 | Hardened Washer, ⅜" SAE |
| 21 | GA14128 | 1 | Cleanout Chute |
| 22 | GD26509 | 2 | Mounting Bracket |
| 23 | GD20194 | 1 | Cleanout Chute Plate |
| 24 | G10599 | 8 | Carriage Bolt, ⅜"-16 x 1¼" |
| 25 | G11091 | 8 | Serrated Flange Nut, ⅜"-16 |

(IP1685)

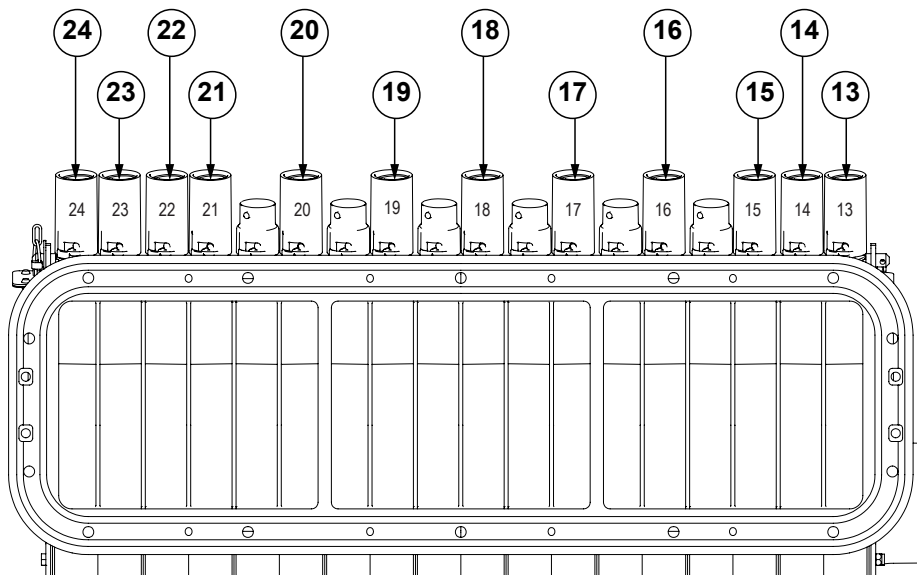
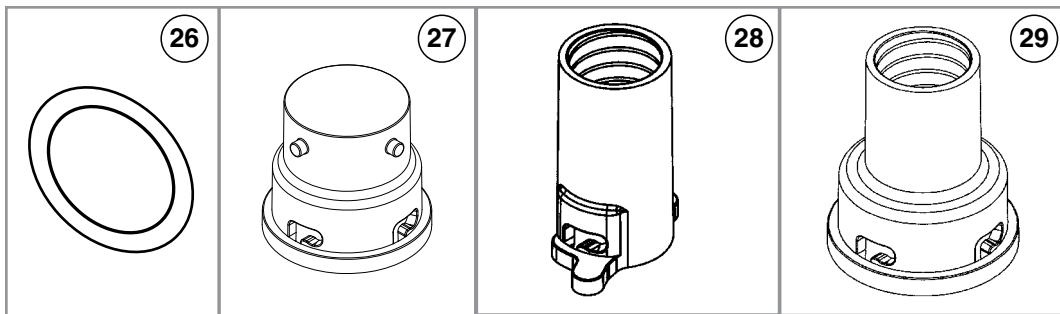


| ITEM | PART NO. | QTY. | DESCRIPTION |
|------|------------|------|--|
| 1 | GA17033 | 1 | 55 Bushel Bulk Fill Cradle |
| 2 | GD24693 | 2 | Side Tank Clip |
| 3 | G11519 | 2 | Hex Head Cap Screw, ½"-13 x 1¾" |
| | G10071 | 2 | Serrated Flange Nut, ½"-13 |
| 4 | G10033 | 2 | Hex Head Cap Screw, ½"-13 x 3½" |
| | GD4887-27 | 2 | Sleeve, 1" O.D. x .562 I.D. x 2" |
| | G11389 | 4 | Flat Washer, ½" Plated SAE |
| | G10974 | 2 | Lock Nut W/Nylon Insert, ½"-13 |
| 5 | GA14040 | 1 | Rear Tank Mount, 12 Row |
| | GA17034 | - | Rear Tank Mount, 16 Row and 24 Row |
| | GD20037 | 1 | Pin, 1" x 5⅝" |
| 6 | G10001 | 2 | Hex Head Cap Screw, ⅜"-16 x 1" |
| | G10201 | 2 | Special Washer, ⅜" x 1½" O.D. |
| 7 | GD24695 | 2 | Rear Tank Clip |
| 8 | G10974 | 2 | Lock Nut W/Nylon Insert, ½"-13 |
| | G11389 | 2 | Flat Washer, ½" Plated SAE |
| 9 | G10045 | 2 | Hex Head Cap Screw, ½"-13 x 4½" |
| | G11389 | 2 | Flat Washer, ½" Plated SAE |
| 10 | G10128401 | 1 | 55 Bushel Bulk Fill Tank |
| 11 | GD35274-01 | 1 | Ribbon Sealer, 66½" |
| 12 | G11522 | 18 | Phillip Pan Head Tapping Screw, #8-18 x ⅝" |
| 13 | GD24386 | 6 | Bulk Fill Lid Seal Ring Segment |
| 14 | GB0675 | 1 | Bulk Fill Tank Lid Seal |
| 15 | GB1206 | 1 | Bulk Fill Tank Lid Latch |
| 16 | GB0905 | 2 | Lid Seal Ring Spacer |
| 17 | GD24754 | 4 | Foam Seal |
| 18 | GD35857 | 6 | Foam Seal Washer |
| 19 | GD35844 | 2 | Top Ring Mount Plate |
| 20 | G10132501 | 10 | Hex Flange Head Cap Screw, ¼"-20 x 1¾" |
| 21 | GB0673 | 1 | Bulk Fill Tank Lid |
| 22 | G11386 | 1 | Flat Washer, ⅝" SAE |
| 23 | GD24879-01 | 1 | Rope Tether, 36" |

(103757)



L.H. Entrainer

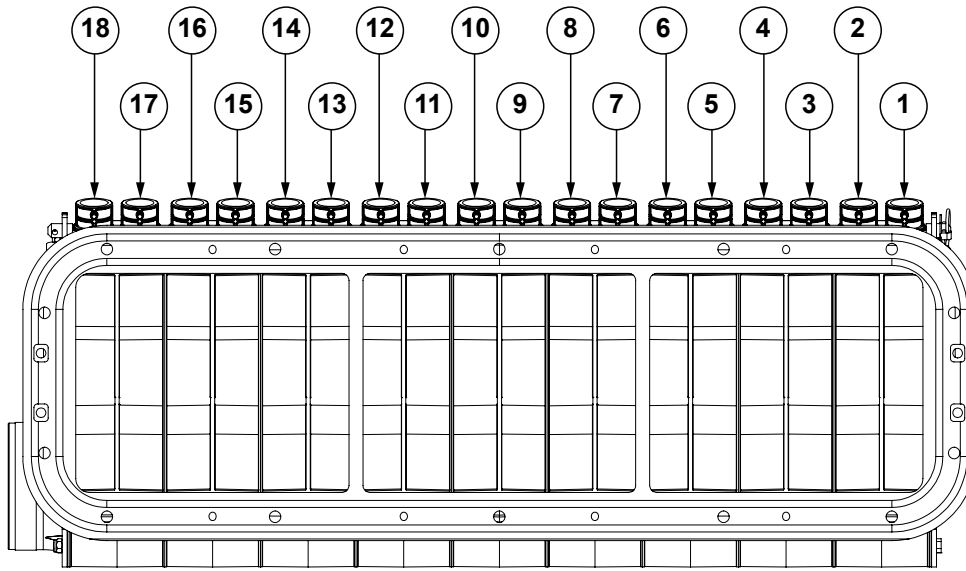


R.H. Entrainer

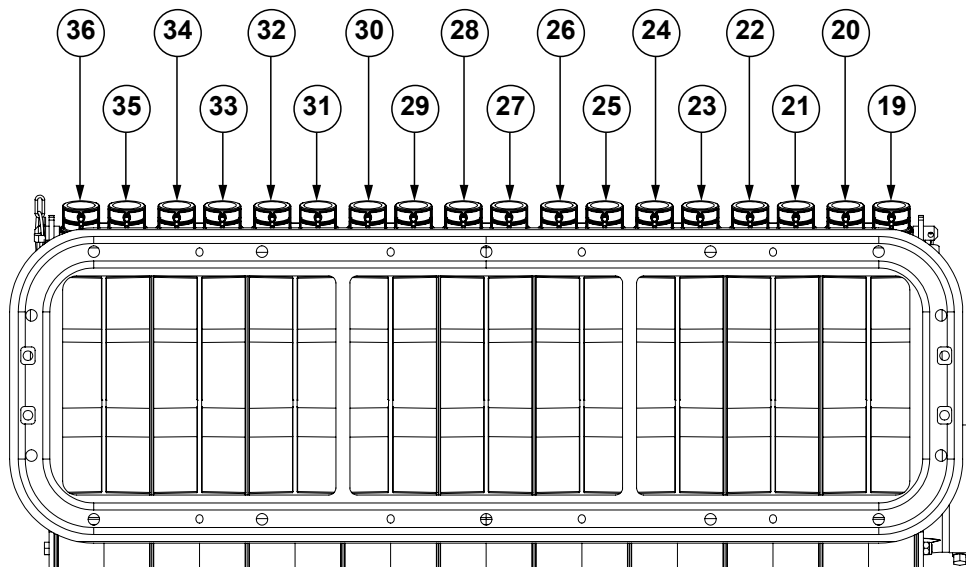
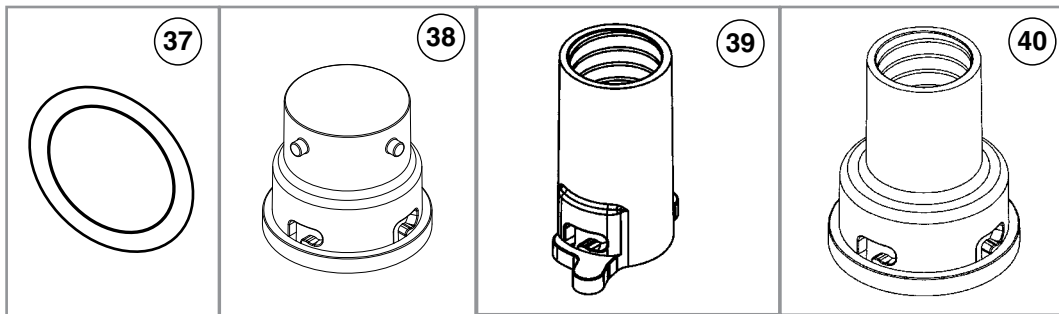
| ITEM | PART NO. | QTY. | DESCRIPTION |
|------|-------------|------|---------------------------------------|
| 1 | *A13870-420 | 1 | Hose Assembly, 1¼" x 420", True Rate |
| | *A13870-420 | 1 | Hose Assembly, 1¼" x 420", True Speed |
| 2 | *A13870-400 | 1 | Hose Assembly, 1¼" x 400", True Rate |
| | *A13870-388 | 1 | Hose Assembly, 1¼" x 388", True Speed |
| 3 | *A13780-368 | 1 | Hose Assembly, 1¼" x 368", True Rate |
| | *A13870-358 | 1 | Hose Assembly, 1¼" x 358", True Speed |
| 4 | *A13870-336 | 1 | Hose Assembly, 1¼" x 336", True Rate |
| | *A13870-326 | 1 | Hose Assembly, 1¼" x 326", True Speed |
| 5 | *A13870-308 | 1 | Hose Assembly, 1¼" x 308", True Rate |
| | *A13870-298 | 1 | Hose Assembly, 1¼" x 298", True Speed |
| 6 | *A13870-278 | 1 | Hose Assembly, 1¼" x 278", True Rate |
| | *A13870-267 | 1 | Hose Assembly, 1¼" x 267", True Speed |
| 7 | *A13870-250 | 1 | Hose Assembly, 1¼" x 250", True Rate |
| | *A13870-246 | 1 | Hose Assembly, 1¼" x 246", True Speed |
| 8 | *A13870-242 | 1 | Hose Assembly, 1¼" x 242", True Rate |
| | *A13870-225 | 1 | Hose Assembly, 1¼" x 225", True Speed |
| 9 | *A13870-198 | 1 | Hose Assembly, 1¼" x 198", True Rate |
| | *A13870-186 | 1 | Hose Assembly, 1¼" x 186", True Speed |
| 10 | *A13870-138 | 1 | Hose Assembly, 1¼" x 138", True Rate |
| | *A13870-138 | 1 | Hose Assembly, 1¼" x 138", True Speed |
| 11 | *A13870-110 | 1 | Hose Assembly, 1¼" x 110", True Rate |
| | *A13870-110 | 1 | Hose Assembly, 1¼" x 110", True Speed |
| 12 | *A13870-92 | 1 | Hose Assembly, 1¼" x 92", True Rate |
| | *A13870-92 | 1 | Hose Assembly, 1¼" x 92", True Speed |
| 13 | *A13870-92 | 1 | Hose Assembly, 1¼" x 92", True Rate |
| | *A13870-92 | 1 | Hose Assembly, 1¼" x 92", True Speed |
| 14 | *A13870-110 | 1 | Hose Assembly, 1¼" x 110", True Rate |
| | *A13870-110 | 1 | Hose Assembly, 1¼" x 110", True Speed |
| 15 | *A13870-138 | 1 | Hose Assembly, 1¼" x 138", True Rate |
| | *A13870-138 | 1 | Hose Assembly, 1¼" x 138", True Speed |
| 16 | *A13780-198 | 1 | Hose Assembly, 1¼" x 198", True Rate |
| | *A13870-186 | 1 | Hose Assembly, 1¼" x 186", True Speed |
| 17 | *A13870-242 | 1 | Hose Assembly, 1¼" x 242", True Rate |
| | *A13870-225 | 1 | Hose Assembly, 1¼" x 225", True Speed |
| 18 | *A13870-250 | 1 | Hose Assembly, 1¼" x 250", True Rate |
| | *A13870-246 | 1 | Hose Assembly, 1¼" x 246", True Speed |
| 19 | *A13870-278 | 1 | Hose Assembly, 1¼" x 278", True Rate |
| | *A13870-267 | 1 | Hose Assembly, 1¼" x 267", True Speed |
| 20 | *A13870-308 | 1 | Hose Assembly, 1¼" x 308", True Rate |
| | *A13870-298 | 1 | Hose Assembly, 1¼" x 298", True Speed |
| 21 | *A13870-336 | 1 | Hose Assembly, 1¼" x 336", True Rate |
| | *A13870-326 | 1 | Hose Assembly, 1¼" x 326", True Speed |
| 22 | *A13870-368 | 1 | Hose Assembly, 1¼" x 368", True Rate |
| | *A13870-358 | 1 | Hose Assembly, 1¼" x 358", True Speed |
| 23 | *A13870-400 | 1 | Hose Assembly, 1¼" x 400", True Rate |
| | *A13870-388 | 1 | Hose Assembly, 1¼" x 388", True Speed |
| 24 | *A13870-420 | 1 | Hose Assembly, 1¼" x 420", True Rate |
| | *A13870-420 | 1 | Hose Assembly, 1¼" x 420", True Speed |
| 26 | GD19509 | - | O-Ring, Large |
| | GD19508 | - | Small O-Ring |
| 27 | GB0430 | - | Bulk Fill Large Cap |
| 28 | GB0429 | - | Seed Entrainer Quick Coupler |
| 29 | GB0425 | - | Dissipator Quick Coupler |

*Hose not stocked by Kinze repair parts, but is available in bulk (GR1947).

(103627)



L.H. Entrainer

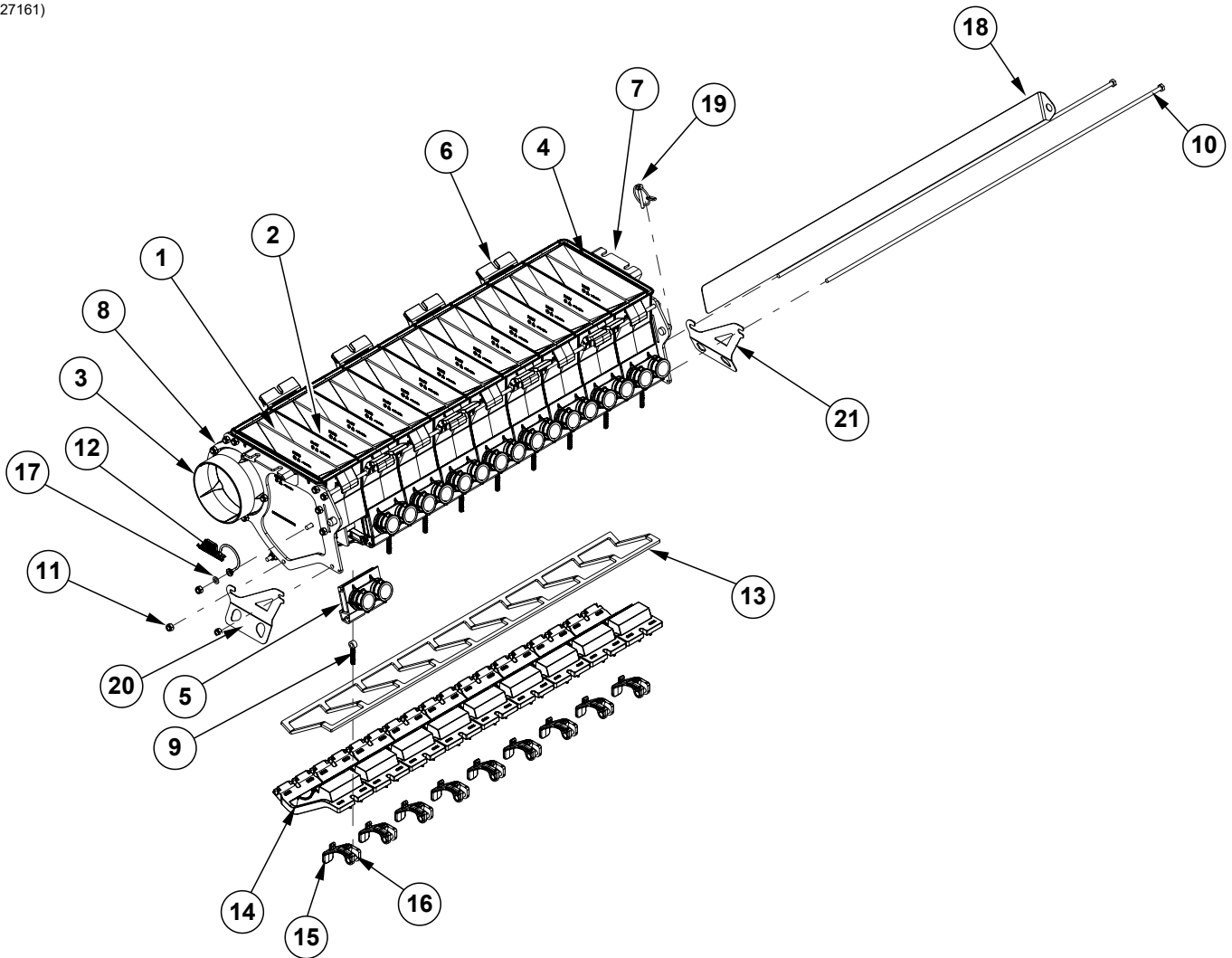


R.H. Entrainer

| ITEM | PART NO. | QTY. | DESCRIPTION |
|------|--------------|------|---------------------------------------|
| 1 | *A13870-420 | 1 | Hose Assembly, 1¼" x 420", True Rate |
| | *A13870-432 | 1 | Hose Assembly, 1¼" x 432", True Speed |
| 2 | *A13870-409 | 1 | Hose Assembly, 1¼" x 409" |
| 3 | *A13870-387 | 1 | Hose Assembly, 1¼" x 387" |
| 4 | *A13870-372 | 1 | Hose Assembly, 1¼" x 372" |
| 5 | *A13870-348 | 1 | Hose Assembly, 1¼" x 348" |
| 6 | *A13870-335 | 1 | Hose Assembly, 1¼" x 335" |
| 7 | *A13870-310 | 1 | Hose Assembly, 1¼" x 310" |
| 8 | *A13870-286 | 1 | Hose Assembly, 1¼" x 286" |
| 9 | *A13870-265 | 1 | Hose Assembly, 1¼" x 265" |
| 10 | *A13870-254 | 1 | Hose Assembly, 1¼" x 254" |
| 11 | *A13870-248 | 1 | Hose Assembly, 1¼" x 248" |
| 12 | *A13870-212 | 1 | Hose Assembly, 1¼" x 212" |
| 13 | *A13870-177 | 1 | Hose Assembly, 1¼" x 177" |
| 14 | *A13870-138 | 1 | Hose Assembly, 1¼" x 138" |
| 15 | *A13870-129 | 1 | Hose Assembly, 1¼" x 129" |
| 16 | *A13870-110 | 1 | Hose Assembly, 1¼" x 110" |
| 17 | *A13870-88 | 1 | Hose Assembly, 1¼" x 88" |
| 18 | *A13870-88 | 1 | Hose Assembly, 1¼" x 88" |
| 19 | *A13870-88 | 1 | Hose Assembly, 1¼" x 88" |
| 20 | *A13870-88 | 1 | Hose Assembly, 1¼" x 88" |
| 21 | *A13870-110 | 1 | Hose Assembly, 1¼" x 110" |
| 22 | *A13870-129 | 1 | Hose Assembly, 1¼" x 129" |
| 23 | *A13870-1 54 | 1 | Hose Assembly, 1¼" x 154" |
| 24 | *A13870-177 | 1 | Hose Assembly, 1¼" x 177" |
| 25 | *A13870-200 | 1 | Hose Assembly, 1¼" x 200" |
| 26 | *A13870-248 | 1 | Hose Assembly, 1¼" x 248" |
| 27 | *A13870-254 | 1 | Hose Assembly, 1¼" x 254" |
| 28 | *A13870-265 | 1 | Hose Assembly, 1¼" x 265" |
| 29 | *A13870-286 | 1 | Hose Assembly, 1¼" x 286" |
| 30 | *A13870-323 | 1 | Hose Assembly, 1¼" x 323" |
| 31 | *A13870-335 | 1 | Hose Assembly, 1¼" x 335" |
| 32 | *A13870-348 | 1 | Hose Assembly, 1¼" x 348" |
| 33 | *A13870-372 | 1 | Hose Assembly, 1¼" x 372" |
| 34 | *A13870-387 | 1 | Hose Assembly, 1¼" x 387" |
| 35 | *A13870-409 | 1 | Hose Assembly, 1¼" x 409" |
| 36 | *A13870-432 | 1 | Hose Assembly, 1¼" x 432" |
| 37 | GD19509 | - | O-Ring, Large |
| | GD19508 | - | Small O-Ring |
| 38 | GB0430 | - | Bulk Fill Large Cap |
| 39 | GB0429 | - | Seed Entrainer Quick Coupler |
| 40 | GB0425 | - | Dissipator Quick Coupler |

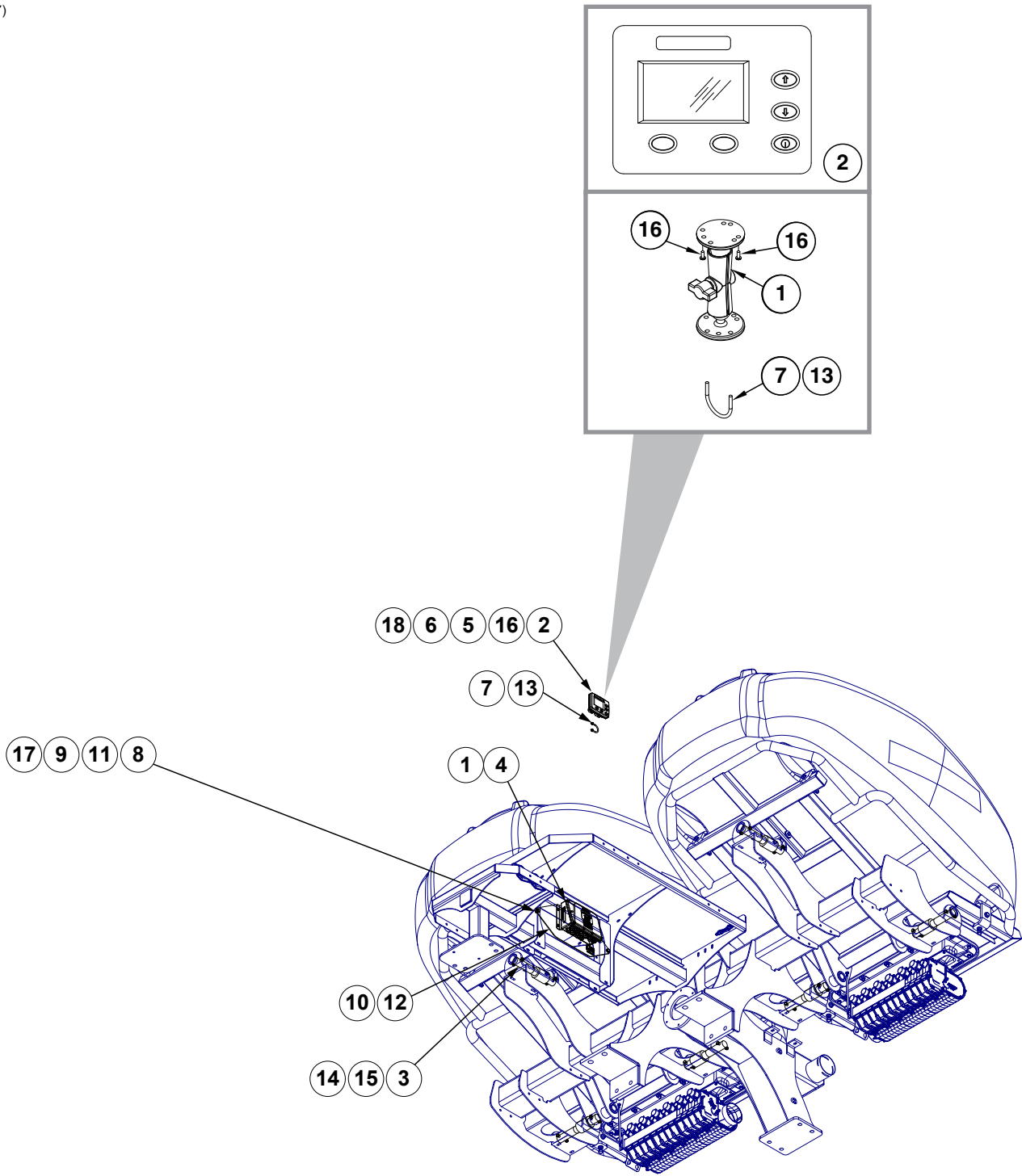
*Hose not stocked by Kinze repair parts, but is available in bulk (GR1947).

(A27161)



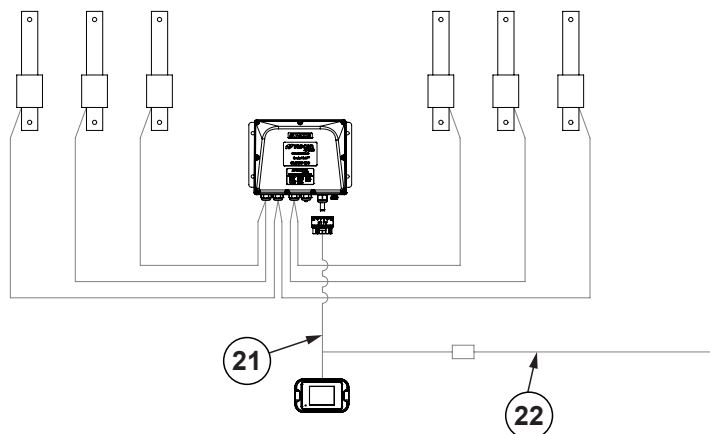
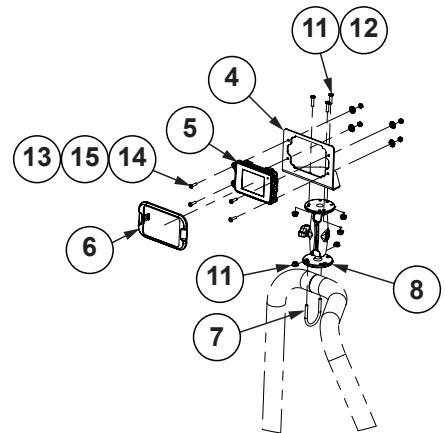
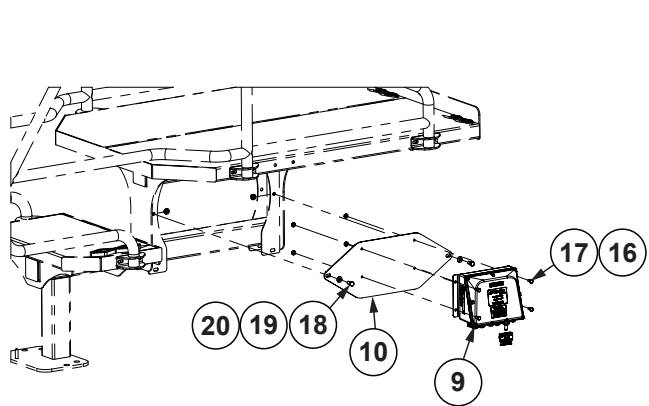
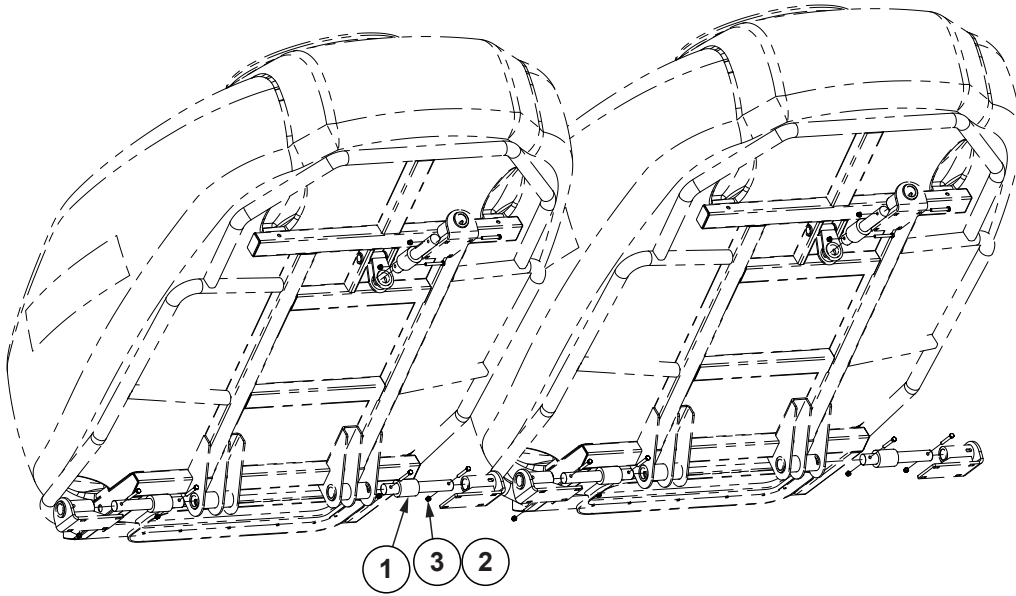
| ITEM | PART NO. | QTY. | DESCRIPTION |
|------|-----------|------|---|
| 1 | GB1195 | 9 | Entrainer Section |
| 2 | GB1197 | 8 | Entrainer Interior Wall |
| 3 | GB1200 | 1 | Entrainer Inlet, R.H. |
| 4 | GB1198 | 1 | Entrainer End Cap, R.H. |
| 5 | GB1196 | 9 | Entrainer Outlet Dual, 1" |
| 6 | GB1204 | 8 | Entrainer Mount Adapter |
| 7 | GA27156 | 3 | Entrainer |
| 8 | GA27157 | 3 | Entrainer |
| 9 | GD19864 | 9 | Eye Bolt, ¼"-20 x 1.83" |
| 10 | GD37051 | 15 | Hex Head Cap Screw, ¼"-20 x 31½", Grade 2 |
| 11 | G11320 | 15 | Lock Nut, ¼"-20, Grade B |
| 12 | GB0444 | 2 | Bulk Fill Shutoff Door Plug |
| 13 | G10301401 | 1 | Cleanout Door Gasket, 18 Section |
| 14 | GA26104 | 9 | Entrainer Door |
| 15 | GB1203 | 9 | Entrainer Door Latch |
| 16 | GD21080 | 9 | Cam Nut ¼"-20 |
| 17 | G11328 | 2 | Washer, ¼" |
| 18 | G10495101 | 1 | Entrainer Slide |
| 19 | G11339 | 1 | Pin W/Chain |
| 20 | G10017201 | 1 | Bulk Fill Chute Hanger |
| 21 | G10017301 | 1 | Bulk Fill Chute Hanger |
| A | GA27161 | - | R.H. Entrainer Assembly (Includes Items 1-21) (Shown) |
| B | GA27164 | - | L.H. Entrainer Assembly (Includes Items 1-21) |

(A26927)



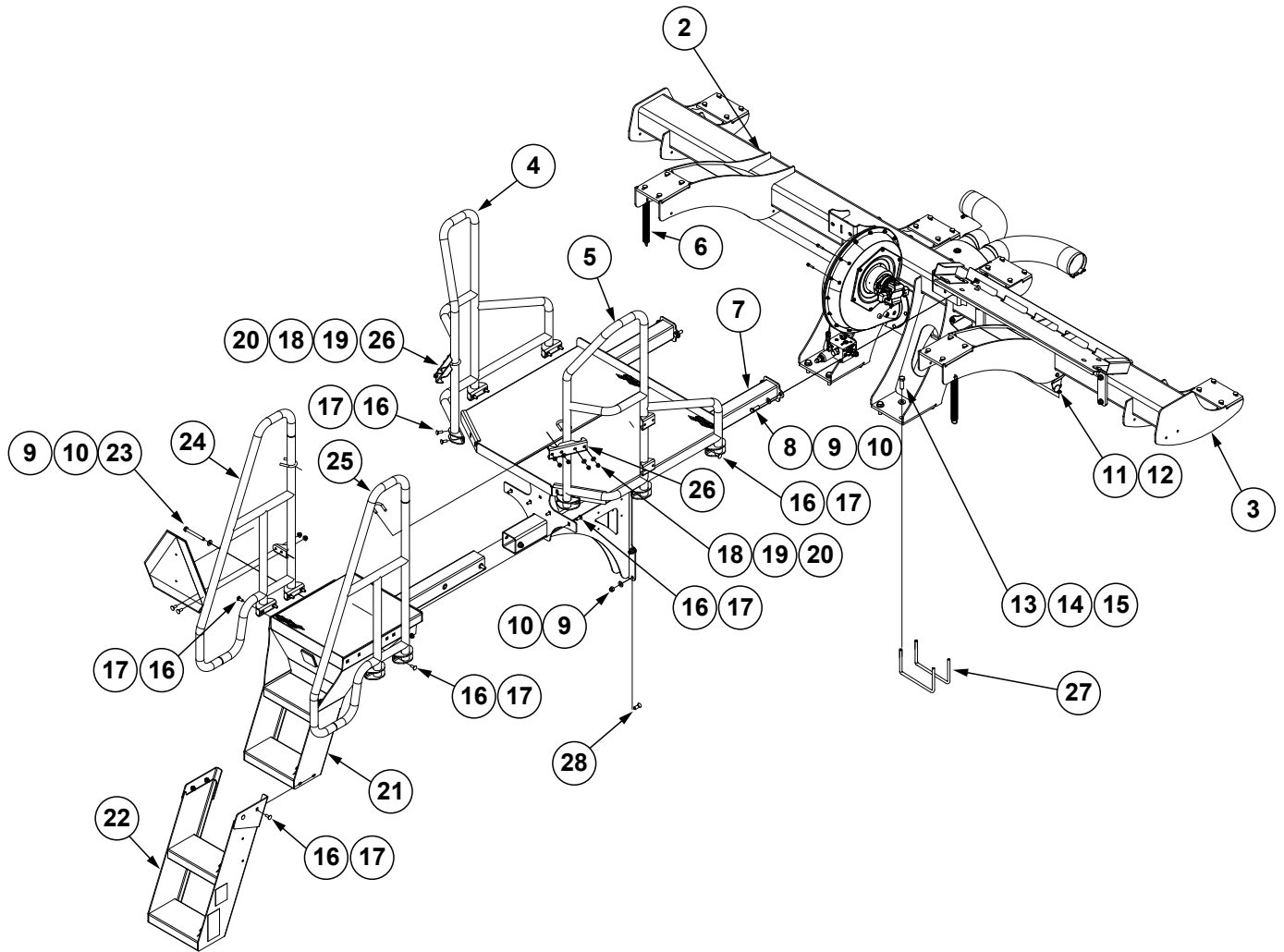
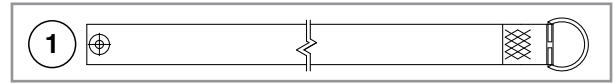
| ITEM | PART NO. | QTY. | DESCRIPTION |
|------|-----------|------|--|
| 1 | GA12403 | 1 | Mounting Bracket Assembly, Includes: (2) Mounting Brackets, (2) Connector Halves, (1) Compression Spring, (1) Tension Knob, (1) ¼"-20 x 1¾" Hex Head Cap Screw, (1) ¼" Plastic Washer, (1) ¼" Steel Washer |
| 2 | GA14133 | 1 | Bulk Fill Scale Display |
| 3 | GA14135 | 6 | Load Cell |
| 4 | G10002701 | 1 | CAN Scale Module |
| 5 | GA19388 | 1 | Bulk Fill Scale CAN Cable |
| 6 | --- | --- | --- |
| 7 | GD20282 | 1 | U-Bolt, #10-32 |
| 8 | GD26310 | 1 | Module Mounting Bracket |
| 9 | G10002 | 2 | Hex Head Cap Screw, ⅜"-16 x ¾" |
| 10 | G10621 | 4 | Serrated Flange Nut, ¼"-20 |
| 11 | G10622 | 2 | Serrated Flange Nut, ⅜"-16 |
| 12 | G10020 | 4 | Hex Head Cap Screw, ¼"-20 x ⅝" |
| 13 | G11284 | 2 | Serrated Flange Nut, #10-32 |
| 14 | G10325 | 12 | Hex Head Cap Screw, ⅜"-16 x 2¾" |
| 15 | G10108 | 12 | Lock Nut, ⅜"-16 |
| 16 | G11216 | 2 | Phillips Pan Head Machine Screw, No. 10-32 x ½", Stainless Steel |
| 17 | G11387 | 2 | Hardened Washer, ⅜" SAE |
| 18 | GA26347 | 1 | Bulk Fill Scale Harness, 4700 |

(10325101)



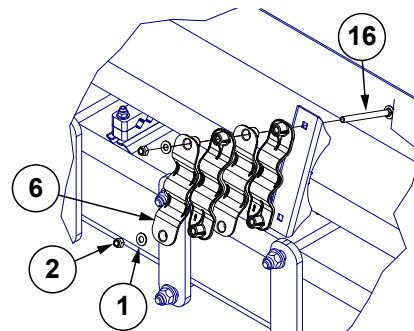
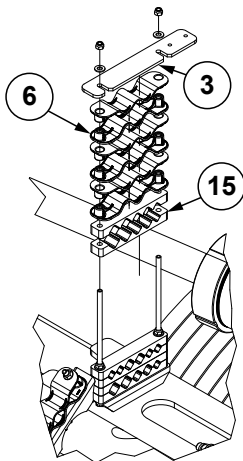
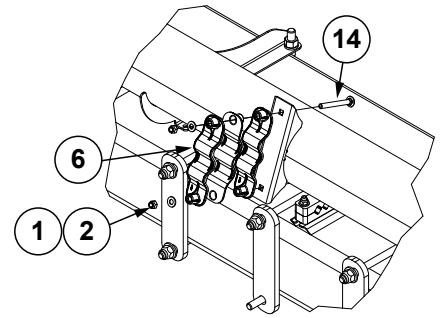
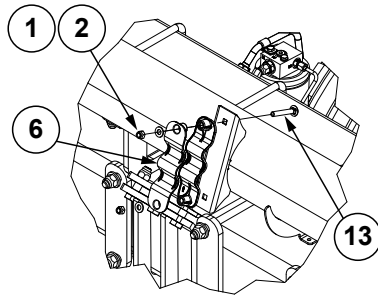
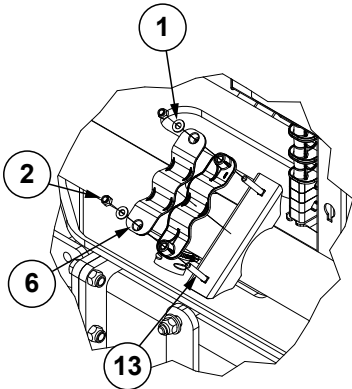
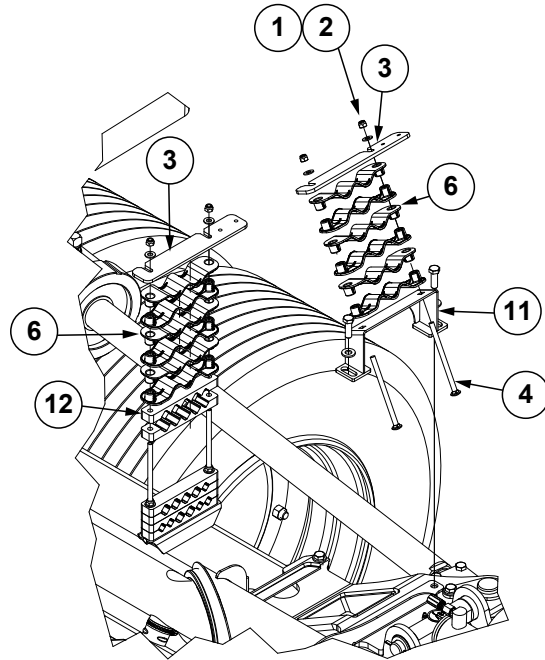
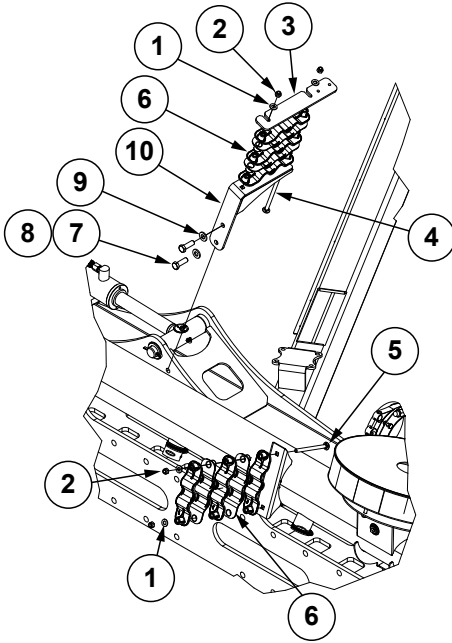
| ITEM | PART NO. | QTY. | DESCRIPTION |
|------|-----------|------|--|
| 1 | GA14135 | 6 | Load Cell |
| 2 | G10325 | 12 | Hex Head Cap Screw, 3/8"-16 x 2 3/4" |
| 3 | G10108 | 12 | Lock Nut, 3/8"-16 |
| 4 | G10242601 | 1 | Display Mount Bracket |
| 5 | G10242401 | 1 | PHD 28 SCALE DISPLAY |
| 6 | G10267101 | 1 | PHD28 Bezel |
| 7 | GD20282 | 1 | U-Bolt, #10-32 |
| 8 | GA12403 | 1 | Mounting Bracket Assembly, Includes: (2) Mounting Brackets, (2) Connector Halves, (1) Compression Spring |
| 9 | G10002701 | 1 | CAN Scale Module |
| 10 | GD26310 | 1 | Module Mounting Bracket |
| 11 | G11284 | 5 | Serrated Flange Nut, No. 8-32 |
| 12 | G11401 | 3 | Phillips Pan Head Machine Screw, No. 10-32 x 3/4", Stainless Steel |
| 13 | G10251 | 4 | Hex Nut, No. 8-32 |
| 14 | G11065 | 4 | Phillips Pan Head Machine Screw, No. 8-32 x 5/8", Stainless Steel |
| 15 | G10931 | 4 | Lock Washer, No. 8, Internal/External, Stainless Steel |
| 16 | G10621 | 4 | Serrated Flange Nut, 1/4"-20 |
| 17 | G10020 | 4 | Hex Head Cap Screw, 1/4"-20 x 5/8" |
| 18 | G10002 | 2 | Hex Head Cap Screw, 3/8"-16 x 3/4" |
| 19 | G11387 | 2 | Flat Washer, 3/8" SAE |
| 20 | G10622 | 2 | Serrated Flange Nut, 3/8"-16 |
| 21 | G10242801 | 1 | PHD28 Bulk Fill Scale CAN Cable |
| 22 | G10286101 | 1 | CAN Stub Harness |

(A26318)



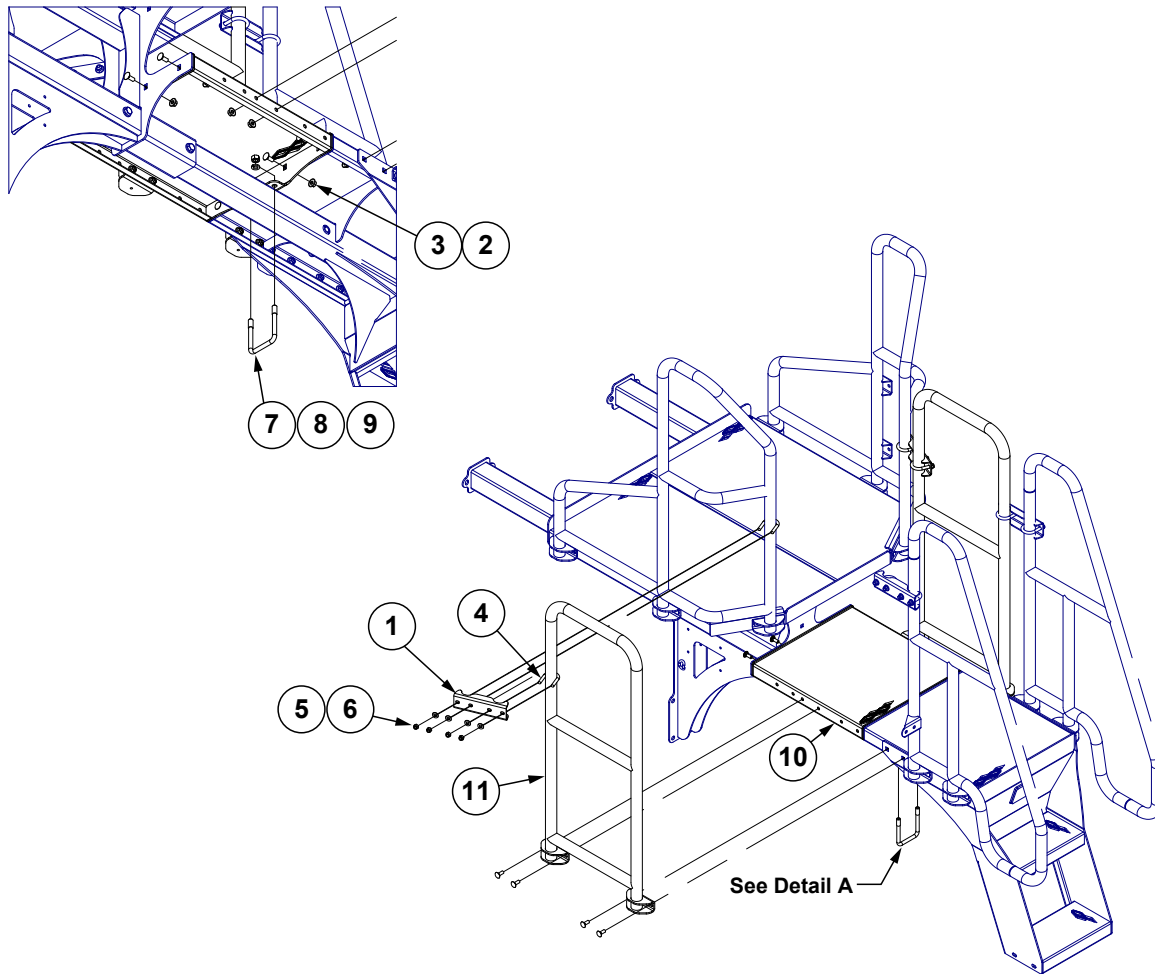
| ITEM | PART NO. | QTY. | DESCRIPTION |
|------|----------|------|---|
| 1 | GA14152 | 2 | Hose Strap |
| 2 | --- | --- | --- |
| 3 | --- | - | See "Bulk Fill Tank and Entrainers" on page P63 |
| 4 | GA26364 | 1 | R.H. Handrail |
| 5 | GA26363 | 1 | L.H. Handrail |
| 6 | GD0829 | 2 | Spring |
| 7 | GA26359 | 1 | Catwalk |
| 8 | G10017 | 8 | Hex Head Cap Screw, 1/2"-13 x 1 1/2" |
| 9 | G10111 | 10 | Lock Nut, 1/2"-13 |
| 10 | G11389 | 20 | Flat Washer, 1/2" Plated SAE |
| 11 | G10228 | 4 | Lock Washer, 1/2" |
| 12 | G10102 | 4 | Hex Nut, 1/2"-13 |
| 13 | G10008 | 8 | Hex Head Cap Screw, 5/8"-11 x 2" |
| 14 | G11391 | 8 | Flat Washer, 5/8" SAE |
| 15 | G11415 | 8 | Serrated Flange Nut, 5/8"-11 |
| 16 | G10305 | 28 | Carriage Bolt, 3/8"-16 x 1" |
| 17 | G11091 | 28 | Serrated Flange Nut, 3/8"-16 |
| 18 | G10108 | 44 | Lock Nut, 3/8"-16 |
| 19 | GD27190 | 4 | U-Bolt, 1 1/2" x 3/8"-16 |
| 20 | G11387 | 44 | Flat Washer, 3/8" SAE |
| 21 | GA26366 | 1 | Catwalk Ladder |
| 22 | GA24725 | 1 | Ladder |
| 23 | G10045 | 2 | Hex Head Cap Screw, 1/2"-13 x 4 1/2" |
| 24 | GA26362 | 1 | L.H. Handrail |
| 25 | GA26361 | 1 | R.H. Handrail |
| 26 | GD34545 | 2 | Bracket |
| 27 | GD34924 | 2 | U-Bolt, 8" x 5" x 1/2"-13 |
| 28 | G10574 | 4 | Carriage Bolt, 1/2"-13 x 1 1/4" |

(A26318)



| ITEM | PART NO. | QTY. | DESCRIPTION |
|------|----------|------|--|
| 1 | G11387 | 48 | Flat Washer, 3/8" SAE |
| 2 | G10108 | 48 | Lock Nut, 3/8"-16 |
| 3 | GD36427 | 8 | Mounting Plate |
| 4 | G11970 | 8 | Carriage Bolt, 3/8"-16 x 5 1/2" |
| 5 | G11326 | 4 | Carriage Bolt, 3/8"-16 x 5" |
| 6 | GB0969 | 94 | 5 Position Wave Stacker |
| 7 | G10017 | 8 | Hex Head Cap Screw, 1/2"-13 x 1 1/2" |
| 8 | G10071 | 4 | Serrated Flange Nut, 1/2"-13 |
| 9 | G11389 | 20 | Flat Washer, 1/2" Plated SAE |
| 10 | GA26700 | 2 | Vacuum Bracket |
| 11 | GA26701 | 2 | Vacuum Bracket |
| 12 | GD36241 | 4 | Hydraulic Hose Mount |
| 13 | G10317 | 16 | Carriage Bolt, 3/8"-16 x 2 1/2" |
| 14 | G10307 | 4 | Carriage Bolt, 3/8"-16 x 3 1/2" |
| 15 | GD36238 | 4 | Hydraulic Hose Mount |
| 16 | G11732 | 8 | Carriage Bolt, 3/8"-16 x 4 1/2", Grade 5 |

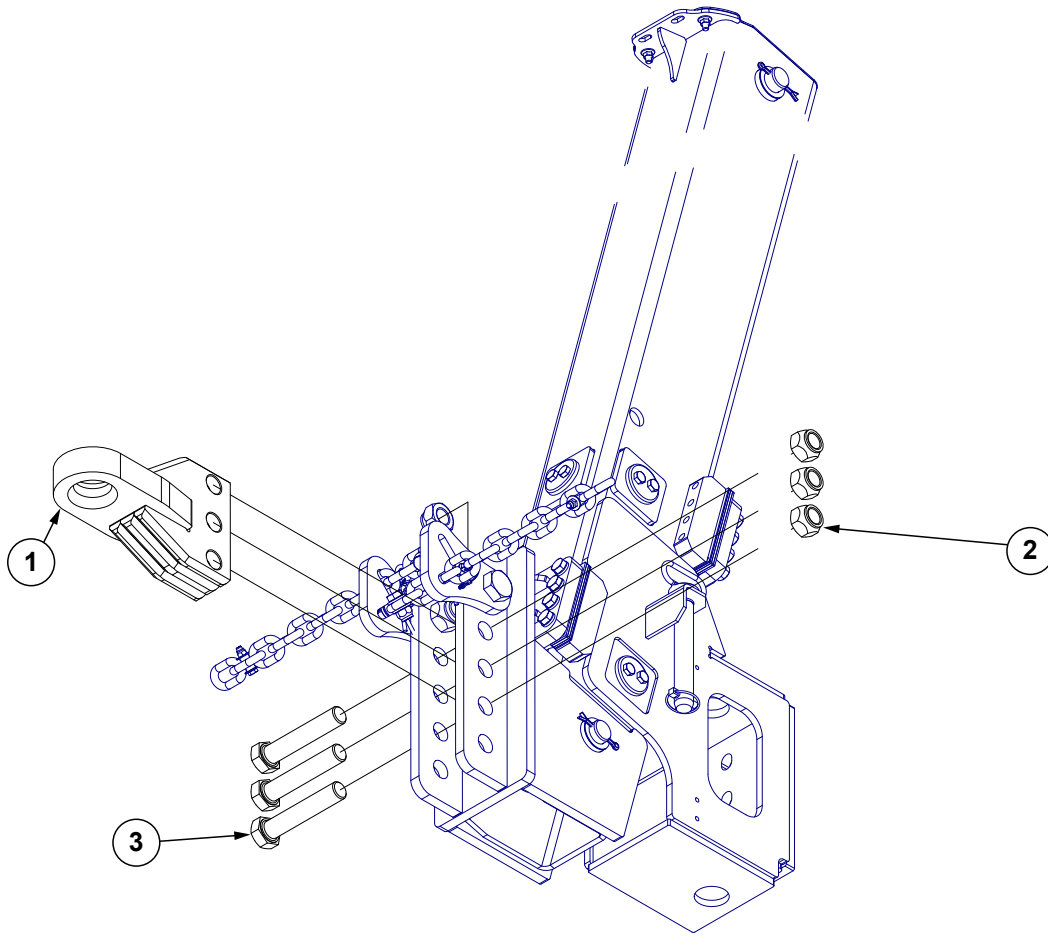
(A26531)



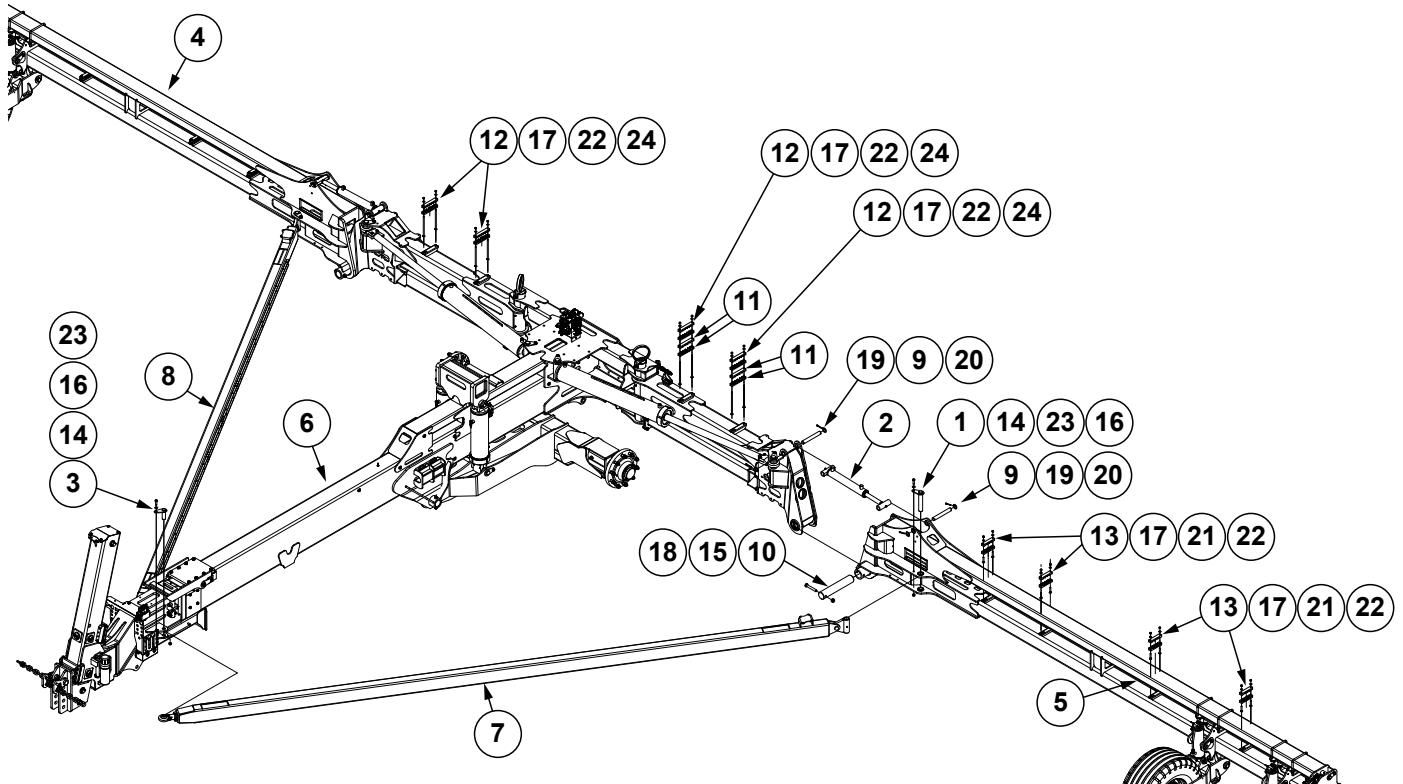
| ITEM | PART NO. | QTY. | DESCRIPTION |
|------|----------|------|------------------------------|
| 1 | GD34545 | 2 | Bracket |
| 2 | G10305 | 16 | Carriage Bolt, 3/8"-16 x 1" |
| 3 | G11091 | 16 | Serrated Flange Nut, 3/8"-16 |
| 4 | GD27190 | 4 | U-Bolt, 1 1/2" x 3/8"-16 |
| 5 | G11387 | 8 | Flat Washer, 3/8" SAE |
| 6 | G10108 | 8 | Lock Nut, 3/8"-16 |
| 7 | GD4743 | 1 | U-Bolt, 3" x 3" x 1/2"-13 |
| 8 | G10228 | 2 | Lock Washer, 1/2" |
| 9 | G10102 | 2 | Hex Nut, 1/2"-13 |
| 10 | GA26365 | 1 | Top Catwalk |
| 11 | GA26360 | 2 | Handrail |

This page left blank intentionally.

(A26446)

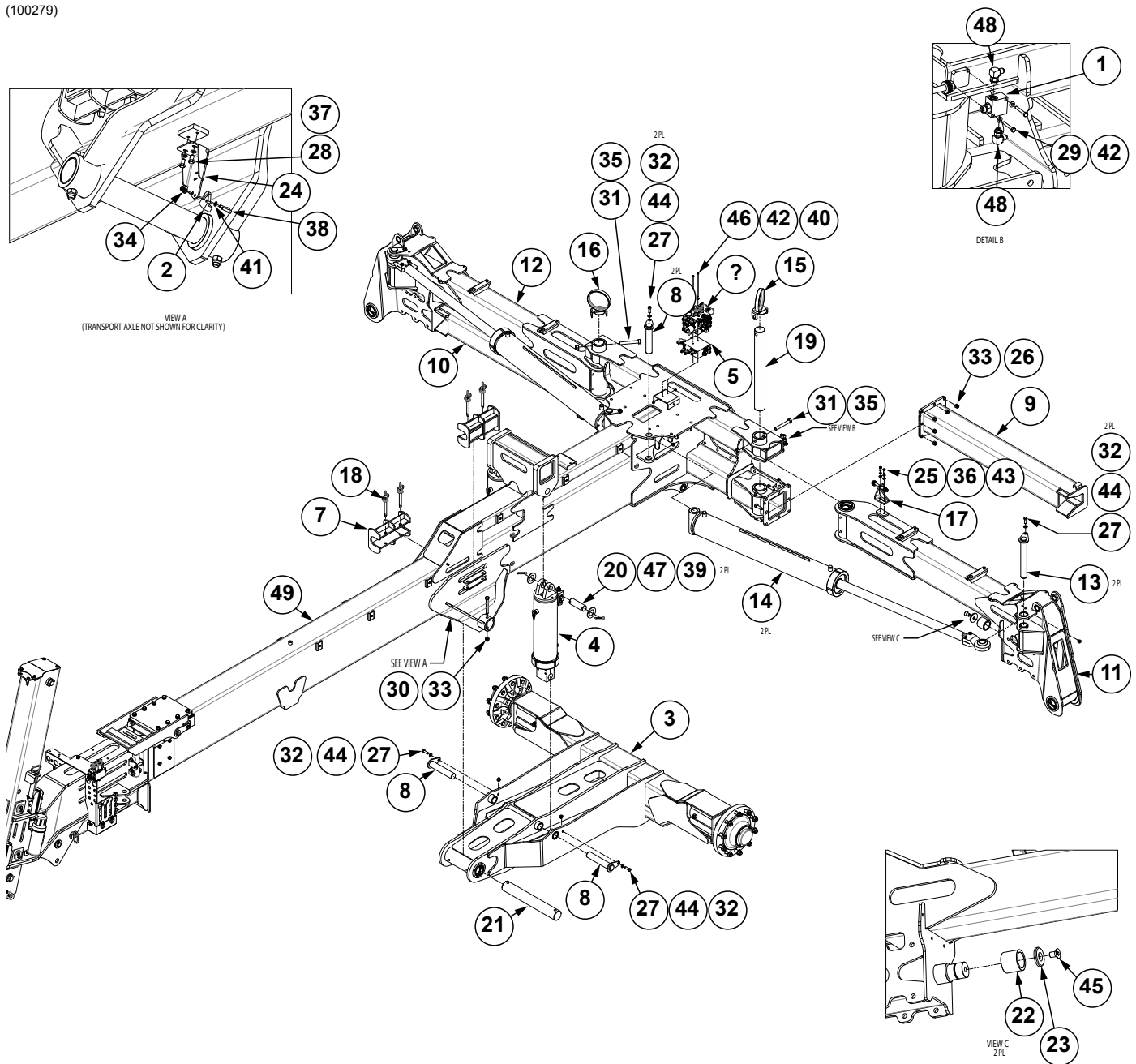


| ITEM | PART NO. | QTY. | DESCRIPTION |
|------|--------------------|--------|---------------------------------------|
| 1 | GA21599 GA26432 | 1 - | Clevis, Cat 4 Clevis, Cat 5 |
| 2 | G10157 | 3 | Lock Nut, 1 1/4"-7 |
| 3 | G10042 | 3 | Hex Head Cap Screw, 1 1/4"-7 x 6 1/2" |



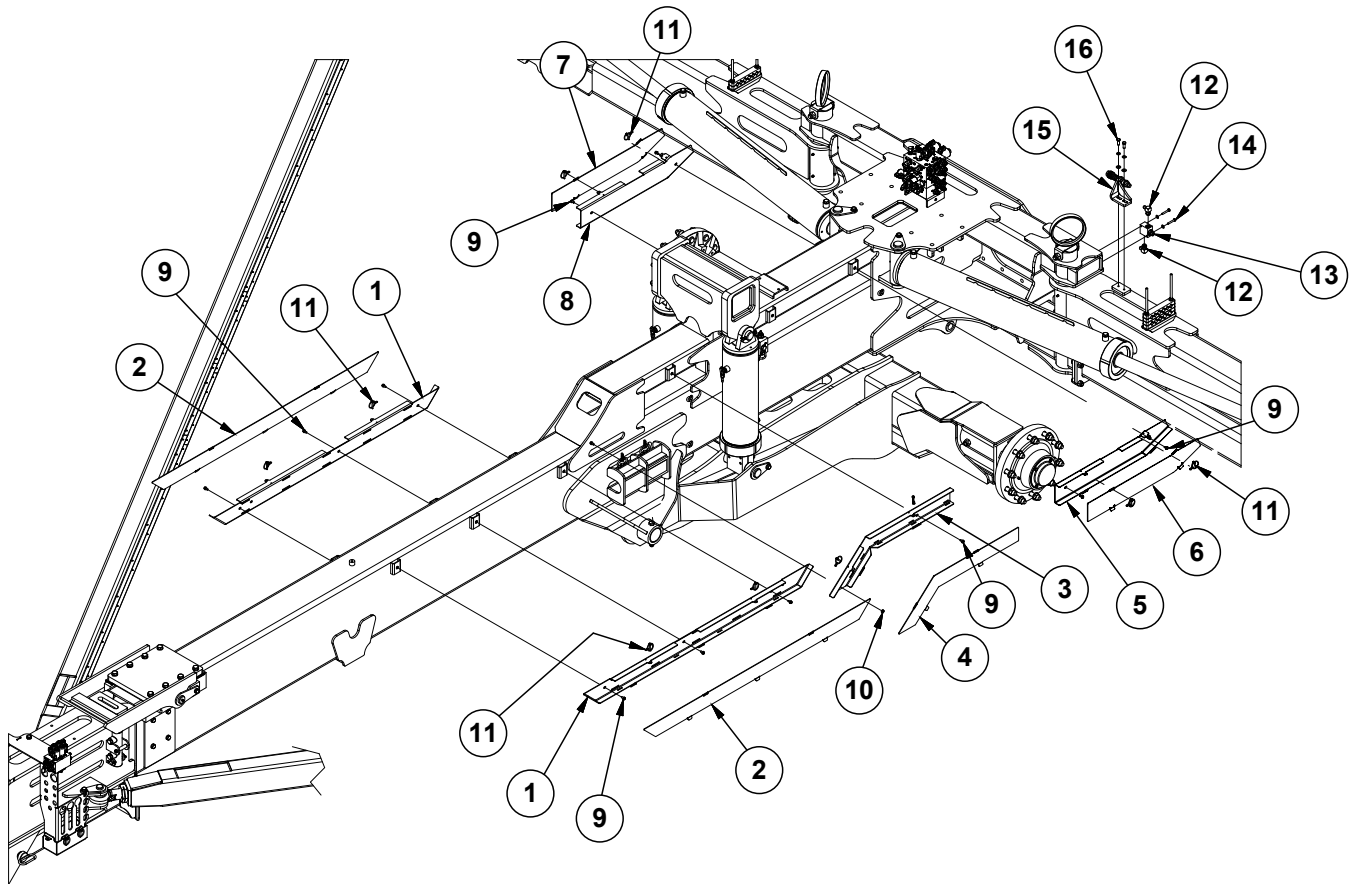
| ITEM | PART NO. | QTY. | DESCRIPTION |
|------|------------|------|--|
| 1 | GA17265 | 2 | Hammer Strap Pin |
| 2 | GA26975 | 2 | See "Wing Down Pressure Cylinder" on page P119 |
| 3 | GA25330 | 2 | Draft Link Front Pin |
| 4 | --- | 1 | See "R.H. Wing" on page P91 |
| 5 | --- | 1 | See "L.H. Wing" on page P93 |
| 6 | --- | 1 | See "H-Frame, Hitch, and Axle" on page P85 |
| 7 | GA26301 | 1 | Draft Link, L.H. |
| 8 | GA26302 | 1 | Draft Link, R.H. |
| 9 | GD29104-12 | 4 | Pin, 1 1/4" x 9.38" |
| 10 | GD36102 | 2 | Wing Pin |
| 11 | GD36238 | 4 | Hydraulic Hose Mount |
| 12 | GD36239 | 8 | Hydraulic Hose Mount |
| 13 | GD36242 | 16 | Hydraulic Hose Mount |
| 14 | G10039 | 4 | Hex Head Cap Screw, 1/2"-13 x 1 3/4" |
| 15 | G10050 | 2 | Hex Head Cap Screw, 3/4"-10 x 5" |
| 16 | G10071 | 4 | Serrated Flange Nut, 1/2"-13 |
| 17 | G10108 | 24 | Lock Nut, 3/8"-16 |
| 18 | G10112 | 2 | Lock Nut, 3/4"-10 |
| 19 | G10159 | 8 | Washer, 1 7/8", 10 Gauge (.1345") |
| 20 | G10460 | 8 | Cotter Pin, 1/4" x 2" |
| 21 | G11119 | 16 | Carriage Bolt, 3/8"-16 x 2 1/4" |
| 22 | G11387 | 24 | Flat Washer, 3/8" SAE |
| 23 | G11389 | 4 | Flat Washer, 1/2" Plated SAE |
| 24 | G11969 | 4 | Carriage Bolt, 3/8"-16 x 9", Grade 5 |
| 25 | G11964 | 4 | Carriage Bolt, 3/8"-16 x 10 1/2", Grade 5 |

(100279)



| ITEM | PART NO. | QTY. | DESCRIPTION |
|------|-------------------|--------|---|
| 1 | GA15784 GR2083 | 1 - | Interlock Valve Seal Kit |
| 2 | GA18353 | 1 | Position Switch Magnetic Reed |
| 3 | GA24568 | 1 | See "Transport Axle W/Hubs" on page P89 |
| 4 | GA27043 | 2 | See "Master Cylinder (Center)" on page P141 |
| 5 | GA24771 | 1 | See "Fold/Marker Manifold Block" on page P151 |
| 6 | G10262302 | 1 | See "Lift/Down Force Manifold Block" on page P147 |
| 7 | GA26024 | 2 | Axle Cylinder Lock Up |
| 8 | GA24909 | 4 | Fold Cylinder Mount Pin |

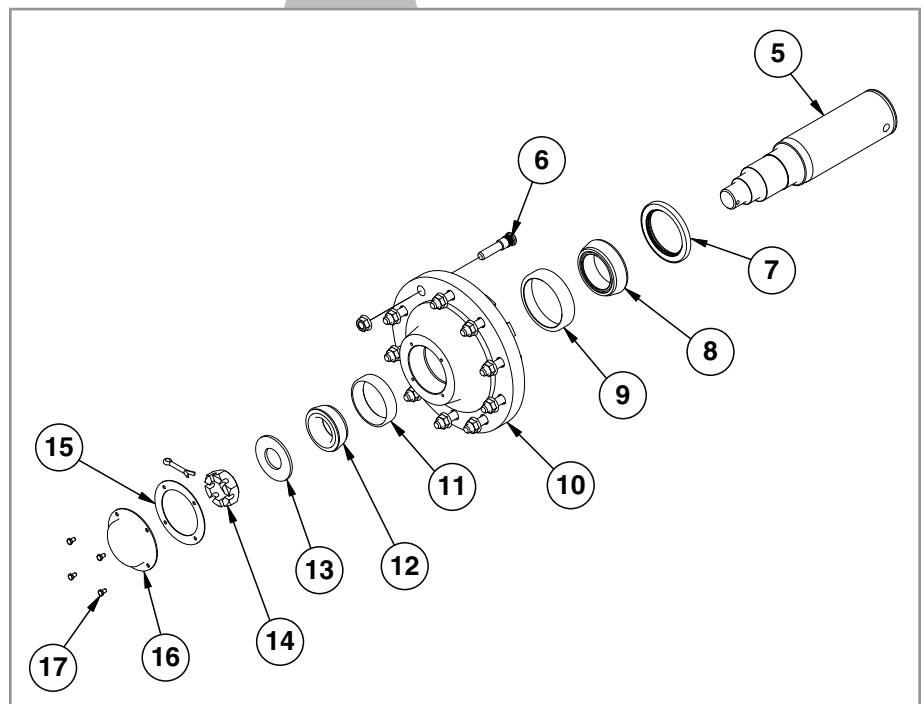
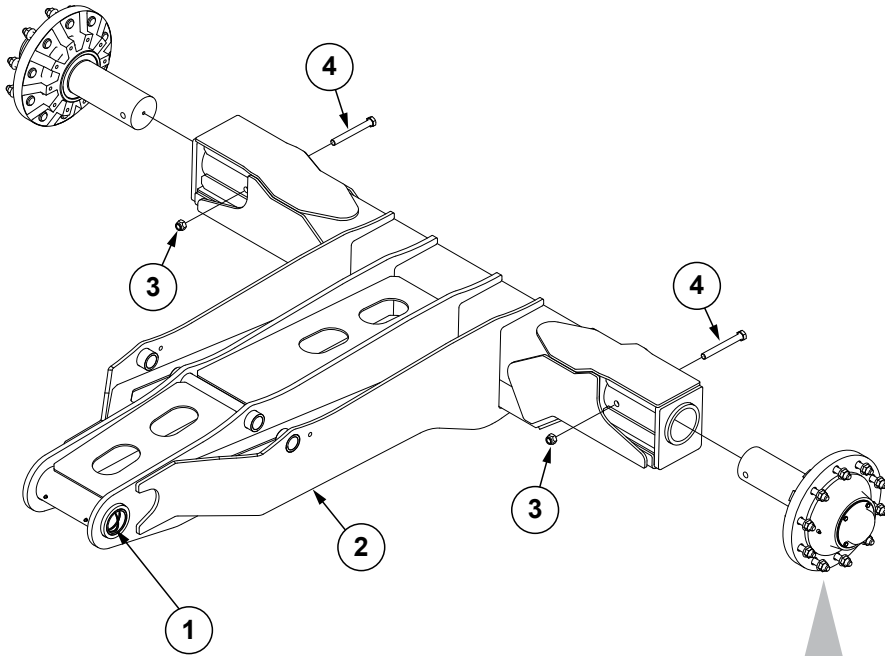
| ITEM | PART NO. | QTY. | DESCRIPTION |
|------|--------------------|--------|---|
| 9 | GA26180 | 1 | Left Center Frame |
| 10 | GA26181 | 1 | Right Center Frame |
| 11 | G10222701 | 1 | L.H. Stub Wing |
| 12 | G10222601 | 1 | R.H. Stub Wing |
| 13 | GA26202 | 2 | Hammer Strap |
| 14 | GA26222 | 2 | See "Fold Cylinder" on page P137 |
| 15 | GA26258 | 1 | Hose Protector, R.H. |
| 16 | GA26259 | 1 | Hose Protector, L.H. |
| 17 | GA26261 | 1 | Limit Valve Adjustment Assembly |
| 18 | GA8312 | 4 | Hitch Pin W/Lynch Pin |
| 19 | GD34810-02 | 2 | Pin, 3" x 27½" |
| 20 | GD34811-01 | 2 | Pin, 1¾" x 5⅝" |
| 21 | GD34813-01 | 1 | Pin, 3" x 21¼" |
| 22 | GD34905 | 2 | Stub Wing Roller |
| 23 | GD34906 | 2 | Roller Retainer |
| 24 | GD36504 | 1 | Position Switch Mount |
| 25 | G10001 | 2 | Hex Head Cap Screw, ⅝"-16 x 1" |
| 26 | G10008 | 16 | Hex Head Cap Screw, ⅝"-11 x 2" |
| 27 | G10017 | 6 | Hex Head Cap Screw, ½"-13 x 1½" |
| 28 | G10018 | 2 | Hex Head Cap Screw, ⅝"-18 x ⅝" |
| 29 | G10040 | 2 | Hex Head Cap Screw, ¼"-20 x 1¾" |
| 30 | G10046 | 2 | Hex Head Cap Screw, ⅝"-11 x 5" |
| 31 | G10058 | 2 | Hex Head Cap Screw, ¾"-10 x 5½" |
| 32 | G10071 | 6 | Serrated Flange Nut, ½"-13 |
| 33 | G10107 | 18 | Lock Nut, ⅝"-11 |
| 34 | G10110 | 2 | Lock Nut, ¼"-20, Grade B |
| 35 | G10112 | 2 | Lock Nut, ¾"-10 |
| 36 | G10229 | 2 | Lock Washer, ⅝" |
| 37 | G10232 | 2 | Lock Washer, ⅝" |
| 38 | G10252 | 2 | Hex Socket Head Cap Screw, ¼"-20 x ⅞", Grade 8 |
| 39 | G10461 | 4 | Cotter Pin, ⅜" x 3" |
| 40 | G10621 | 2 | Serrated Flange Nut, ¼"-20 |
| 41 | G11328 | 1 | Washer, ¼" |
| 42 | G11385 | 4 | Flat Washer, ¼" SAE |
| 43 | G11387 | 2 | Flat Washer, ⅜" SAE |
| 44 | G11389 | 6 | Flat Washer, ½" Plated SAE |
| 45 | G11853 | 2 | Hex Flat Head Cap Screw, ¾"-10 x 1¼" |
| 46 | G11854 | 2 | Hex Head Cap Screw, ¼"-20 x 8", Grade 5 |
| 47 | G11856 | 4 | Flat Washer, 1¾" |
| 48 | G6801-06 GR1045 | 2 - | Elbow W/O-Ring, 90°, ⅝"-18 Male JIC To O-Ring O-Ring |
| 49 | --- | 1 | See "Hitch Assembly" on page P97 |



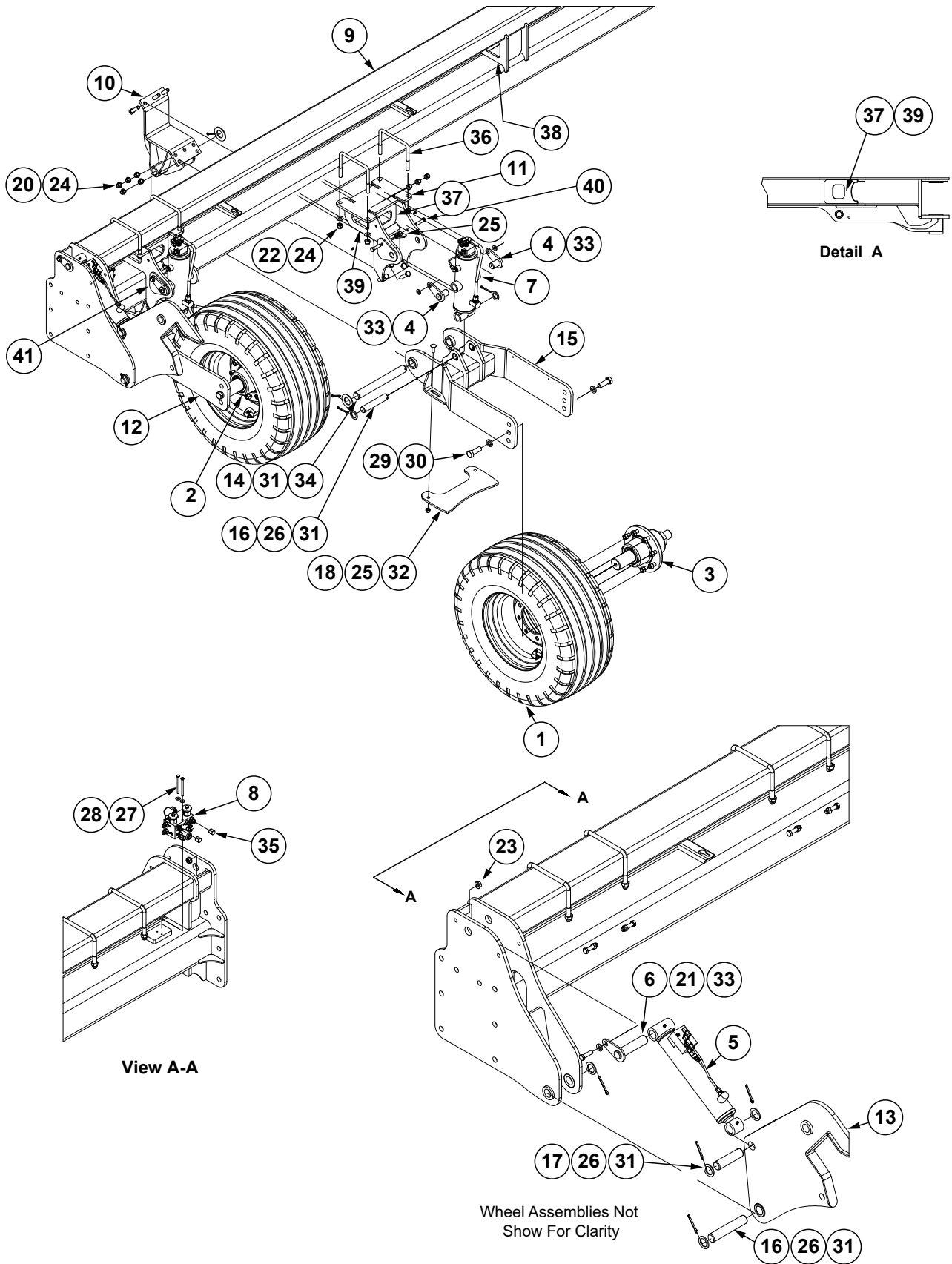
| ITEM | PART NO. | QTY. | DESCRIPTION |
|------|-----------|------|--|
| 1 | G10439901 | 2 | Rail Base, Long |
| 2 | G10440001 | 2 | Rail Cover, Long |
| 3 | G10446401 | 1 | Rail Base, Diagonal |
| 4 | G10096601 | 1 | Rail Cover, Diagonal |
| 5 | G10446701 | 1 | Rail Base, Short (L.H.) |
| 6 | G10446501 | 1 | Rail Cover, Short (L.H.) |
| 7 | G10446601 | 1 | Rail Cover, Short (R.H.) |
| 8 | G10446801 | 1 | Rail Base, Short (R.H.) |
| 9 | G11356 | 11 | Hex Socket Flange Cap Screw, 1/4"-20 x 1/2" |
| 10 | G10621 | 1 | Serrated Flange Nut, 1/4"-20 |
| 11 | G11339 | 10 | Pin W/Chain |
| 12 | G6801-06 | 2 | Elbow W/O-Ring, 90°, 9/16"-18 Male JIC To O-Ring |
| | GR1045 | - | O-Ring |
| 13 | GA26261 | 1 | Limit Valve Adjustment Assembly |
| 14 | G10001 | 2 | Hex Head Cap Screw, 3/8"-16 x 1" |
| | G11387 | 2 | Flat Washer, 3/8" SAE |
| 15 | GA15784 | 1 | Interlock Valve |
| 16 | G10040 | 2 | Hex Head Cap Screw, 1/4"-20 x 1 3/4" |
| | G11385 | 2 | Flat Washer, 1/4" SAE |

This page left blank intentionally.

(A24568)

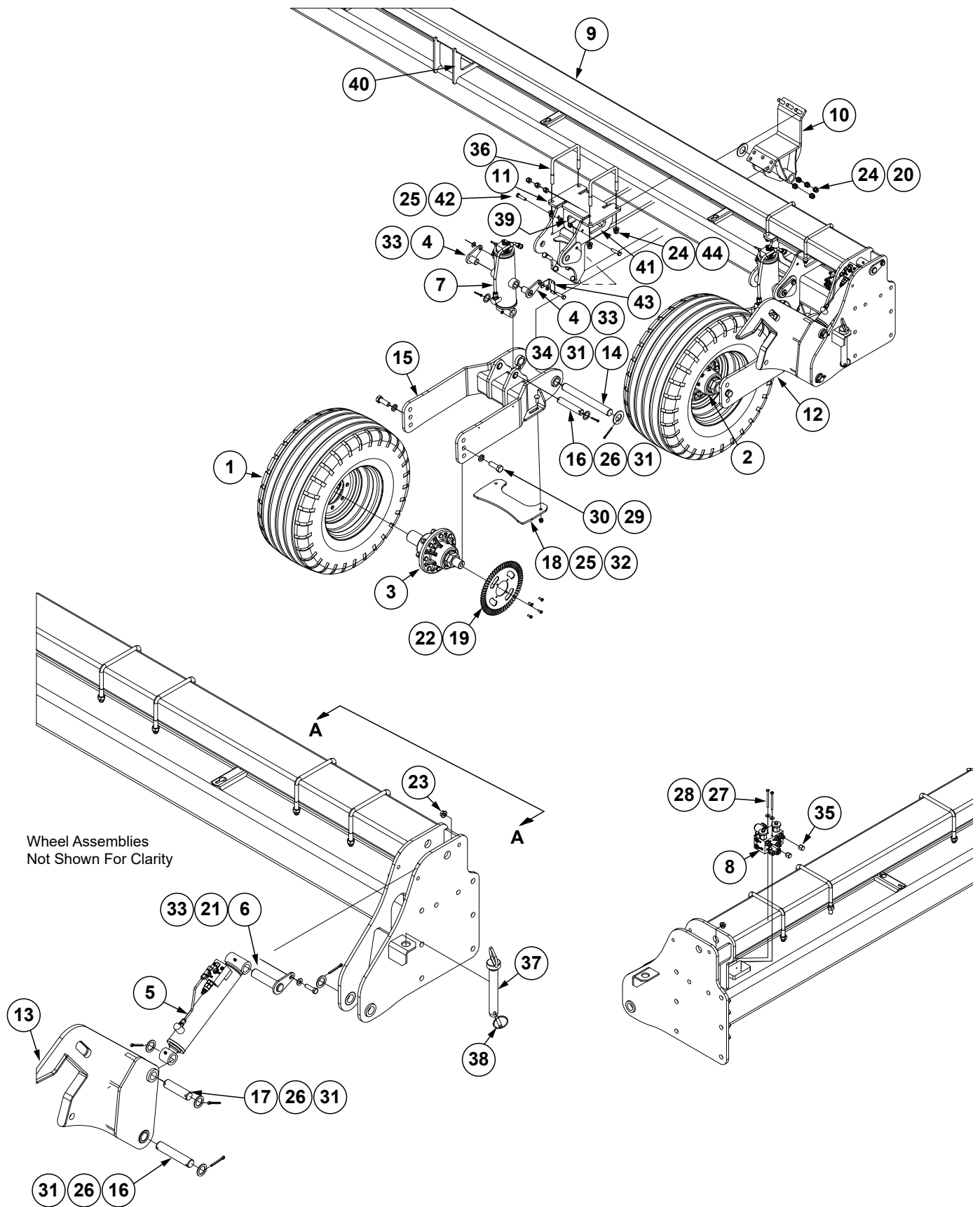


| ITEM | PART NO. | QTY. | DESCRIPTION |
|------|----------|------|--|
| 1 | GD35839 | 2 | Bushing, 3" I.D. x 3½" O.D. x 4" |
| 2 | GA24569 | 1 | Transport Axle (Non-Stock Item) |
| 3 | G10112 | 2 | Lock Nut, ¾"-10 |
| 4 | G10400 | 2 | Hex Head Cap Screw, ¾"-10 x 6½" |
| 5 | GD13740 | 1 | Spindle, 4½" |
| 6 | GR1681 | 10 | Bolt, ¾"-16 x 3⅞" |
| | G10625 | 10 | Flange Nut, ¾"-16 |
| 7 | GA0532 | 1 | Seal |
| 8 | GA0531 | 1 | Inner Bearing |
| 9 | GR0191 | 1 | Inner Cup |
| 10 | GB0320 | 1 | Hub, 10 Holes |
| 11 | GR0192 | 1 | Outer Cup |
| 12 | GA0530 | 1 | Outer Bearing |
| 13 | G11398 | 1 | Flat Washer, 2" SAE |
| 14 | G10726 | 1 | Slotted Hex Nut, 2"-12 |
| | G10471 | 1 | Cotter Pin, ⅜" x 2½" |
| 15 | GD1359 | 1 | Seal |
| 16 | GD1360 | 1 | Dust Cap |
| 17 | G10054 | 4 | Hex Head Cap Screw, ⅝"-18 x ½" |
| A | GA24568 | 2 | Hub And Spindle Assembly (Items 5-17) |



| ITEM | PART NO. | QTY. | DESCRIPTION |
|------|---------------|------|---|
| 1 | GA15226 | 2 | Wheel 12 x 16.5, 8 Bolt |
| | GD21686 | 2 | Tire, 380/55R16.5 (Specify Brand*) |
| | GD1166 | 2 | Valve Stem |
| 2 | GA21048 | 1 | See "Hub and Spindle Assembly" on page P95 |
| 3 | GA24922 | 1 | See "Hub and Spindle Assembly" on page P95 |
| 4 | GA27108 | 4 | Wing Cylinder Trunnion Pin |
| 5 | GA24999 | 1 | See "Wing Latch Cylinder" on page P146 |
| 6 | GA25055 | 1 | Hammer Strap Pin |
| 7 | GA26376 | 2 | See "Wing Cylinder" on page P139 |
| 8 | --- | 1 | See "Hydraulic Valve Block on Outer Wings" on page P150 |
| 9 | G10481201 | 1 | R.H. Wing |
| 10 | GA26200 | 2 | Wing Wheel Tower Clamp |
| 11 | GA26201 | 2 | Wing Wheel Tower |
| 12 | GA27148 | 1 | Outer Wing Wheel Arm |
| 13 | GA26326 | 1 | R.H. Wing Latch |
| 14 | GD29030-11 | 2 | Pin, 1½" O.D. x 13¾" |
| 15 | GA27149 | 1 | Inner Wing Wheel Arm |
| 16 | GD29104-06 | 3 | Pin, 1¼" x 6⅝" |
| 17 | GD29104-07 | 1 | Pin, 1¼" x 4¾" |
| 18 | GD34908 | 2 | Wheel Scraper |
| 19 | --- | --- | --- |
| 20 | G10009 | 16 | Hex Head Cap Screw, ⅝"-11 x 2½" |
| 21 | G10039 | 1 | Hex Head Cap Screw, ½"-13 x 1¾" |
| 22 | G11391 | 8 | Flat Washer, ⅝" SAE |
| 23 | G10071 | 1 | Serrated Flange Nut, ½"-13 |
| 24 | G10107 | 24 | Lock Nut, ⅝"-11 |
| 25 | G10111 | 8 | Lock Nut, ½"-13 |
| 26 | G10159 | 8 | Washer, 1⅞", 10 Gauge (.1345") |
| 27 | G10162 | 2 | Hex Head Cap Screw, ¼"-20 x 3¼" |
| 28 | G10209 | 2 | Washer, ¼" USS |
| 29 | G10330 | 4 | Lock Washer, ⅞" |
| 30 | G10448 | 4 | Hex Head Cap Screw, ⅞"-9 x 2½", Grade 8 |
| 31 | G10460 | 12 | Cotter Pin, ¼" x 2" |
| 32 | G10636 | 4 | Carriage Bolt, ½"-13 x 1½" |
| 33 | G11389 | 5 | Flat Washer, ½" Plated SAE |
| 34 | G11397 | 4 | Flat Washer, 1½" |
| 35 | G304-C-6 | 2 | Cap Nut, ⅞"-18 |
| 36 | GD16598 | 4 | U-Bolt, 4" x 7" x ⅝"-11 |
| 37 | GD35413-11.25 | 2 | Edge Trim Protection, ¼" x ½" x 11¼" |
| 38 | GD35414-13 | 2 | Edge Trim Protection, ⅜" x ⅝" x 13" |
| 39 | GD35415-13.5 | 4 | Edge Trim Protection, ½" x .594" x 13½" |
| 40 | G10016 | 4 | Hex Head Cap Screw, ½"-13 x 2" |
| 41 | G10085901 | 1 | Wing Wheel Tower |

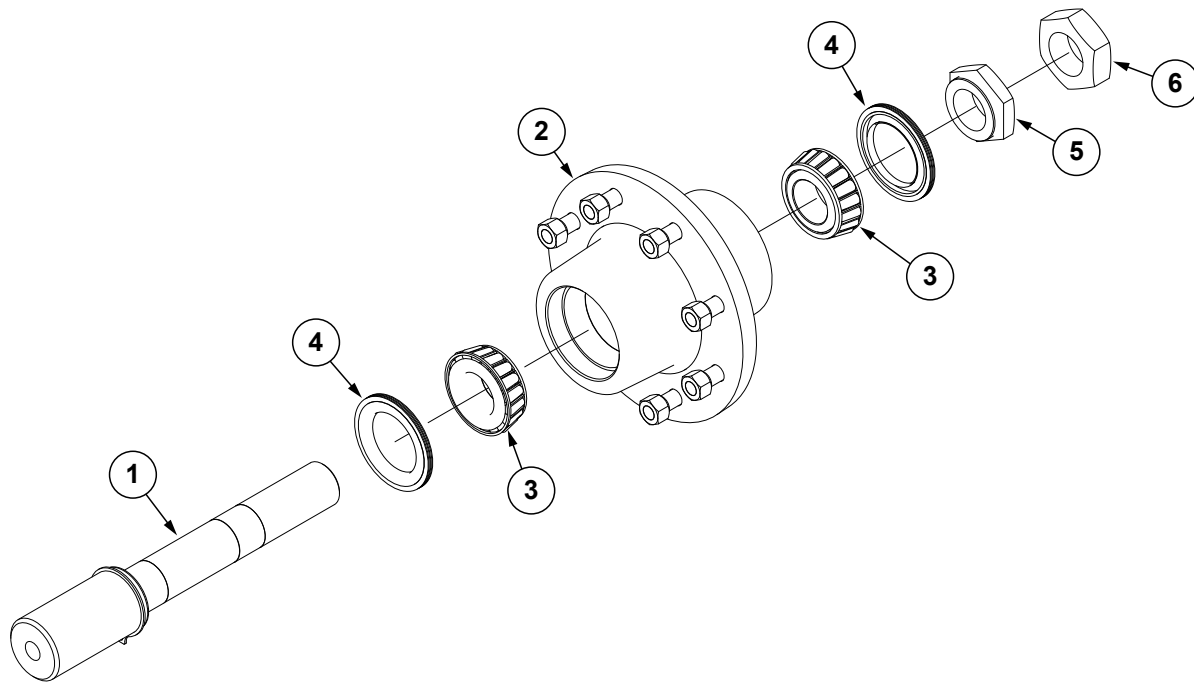
***Specific brand requests will be supplied only as available from current Kinze Repair Parts stock. If a specific brand requested is not in stock, the brand available will be supplied.**



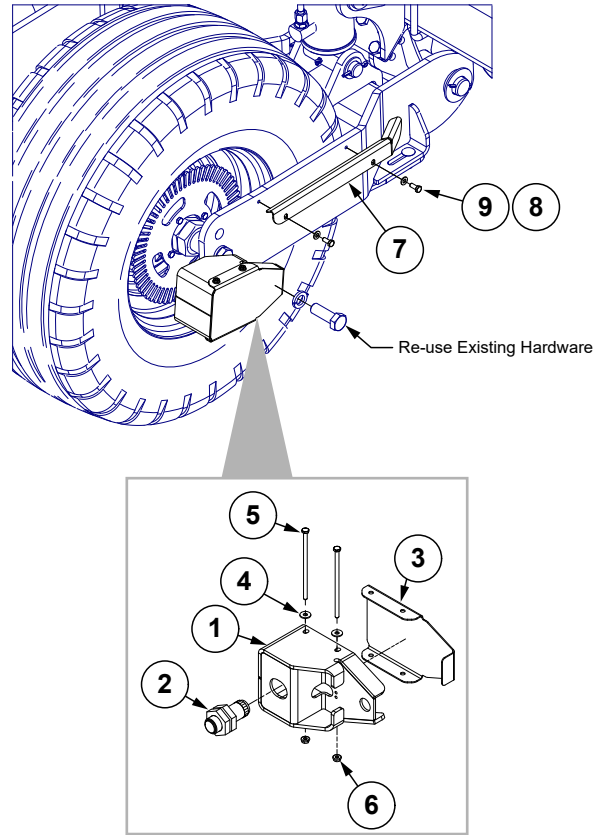
| ITEM | PART NO. | QTY. | DESCRIPTION |
|------|---------------|------|---|
| 1 | GA15226 | 2 | Wheel 12 x 16.5, 8 Bolt |
| | GD21686 | 2 | Tire, 380/55R16.5 (Specify Brand*) |
| | GD1166 | 2 | Valve Stem |
| 2 | GA21048 | 1 | See "Hub and Spindle Assembly" on page P95 |
| 3 | GA24922 | 1 | See "Hub and Spindle Assembly" on page P95 |
| 4 | GA27108 | 4 | Wing Cylinder Trunnion Pin |
| 5 | GA24999 | 1 | See "Wing Latch Cylinder" on page P146 |
| 6 | GA25055 | 1 | Hammer Strap Pin |
| 7 | GA26376 | 2 | See "Wing Cylinder" on page P139 |
| 8 | --- | 1 | See "Hydraulic Valve Block on Outer Wings" on page P150 |
| 9 | G10481301 | 1 | L.H. Wing |
| 10 | GA26200 | 2 | Wing Wheel Tower Clamp |
| 11 | GA26201 | 2 | Wing Wheel Tower |
| 12 | GA27148 | 1 | Outer Wing Wheel Arm |
| 13 | GA26327 | 1 | L.H. Wing Latch |
| 14 | GD29030-11 | 2 | Pin, 1½" O.D. x 13¾" |
| 15 | GA27149 | 1 | Inner Wing Wheel Arm |
| 16 | GD29104-06 | 3 | Pin, 1¼" x 6⅝" |
| 17 | GD29104-07 | 1 | Pin, 1¼" x 4¾" |
| 18 | GD34908 | 2 | Wheel Scraper |
| 19 | GD34920 | 1 | Jump Start Wheel |
| 20 | G10009 | 16 | Hex Head Cap Screw, ⅝"-11 x 2½" |
| 21 | G10039 | 1 | Hex Head Cap Screw, ½"-13 x 1¾" |
| 22 | G10043 | 4 | Hex Head Cap Screw, ⅝"-18 x ¾" |
| 23 | G10071 | 1 | Serrated Flange Nut, ½"-13 |
| 24 | G10107 | 24 | Lock Nut, ⅝"-11 |
| 25 | G10111 | 8 | Lock Nut, ½"-13 |
| 26 | G10159 | 8 | Washer, 1⅞", 10 Gauge (.1345") |
| 27 | G10162 | 2 | Hex Head Cap Screw, ¼"-20 x 3¼" |
| 28 | G10209 | 2 | Washer, ¼" USS |
| 29 | G10330 | 4 | Lock Washer, ⅞" |
| 30 | G10448 | 4 | Hex Head Cap Screw, ⅞"-9 x 2½", Grade 8 |
| 31 | G10460 | 12 | Cotter Pin, ¼" x 2" |
| 32 | G10636 | 4 | Carriage Bolt, ½"-13 x 1½" |
| 33 | G11389 | 5 | Flat Washer, ½" Plated SAE |
| 34 | G11397 | 4 | Flat Washer, 1½" |
| 35 | G304-C-6 | 2 | Cap Nut, ⅞"-18 |
| 36 | GD16598 | 4 | U-Bolt, 4" x 7" x ⅝"-11 |
| 37 | GA21628 | 1 | Safety Pin, 7¼" |
| 38 | GD2557 | 1 | Lynch Pin, ⅞" |
| 39 | GD35413-11.25 | 2 | Edge Trim Protection, ¼" x ½" x 11¼" |
| 40 | GD35414-13 | 2 | Edge Trim Protection, ⅜" x ⅝" x 13" |
| 41 | GD35415-13.5 | 4 | Edge Trim Protection, ½" x .594" x 13½" |
| 42 | G10016 | 2 | Hex Head Cap Screw, ½"-13 x 2" |
| 43 | G10337901 | 1 | Speed Sensor Bracket |
| 44 | G11391 | 8 | Flat Washer, ⅝" SAE |

***Specific brand requests will be supplied only as available from current Kinze Repair Parts stock. If a specific brand requested is not in stock, the brand available will be supplied.**

(A21048)

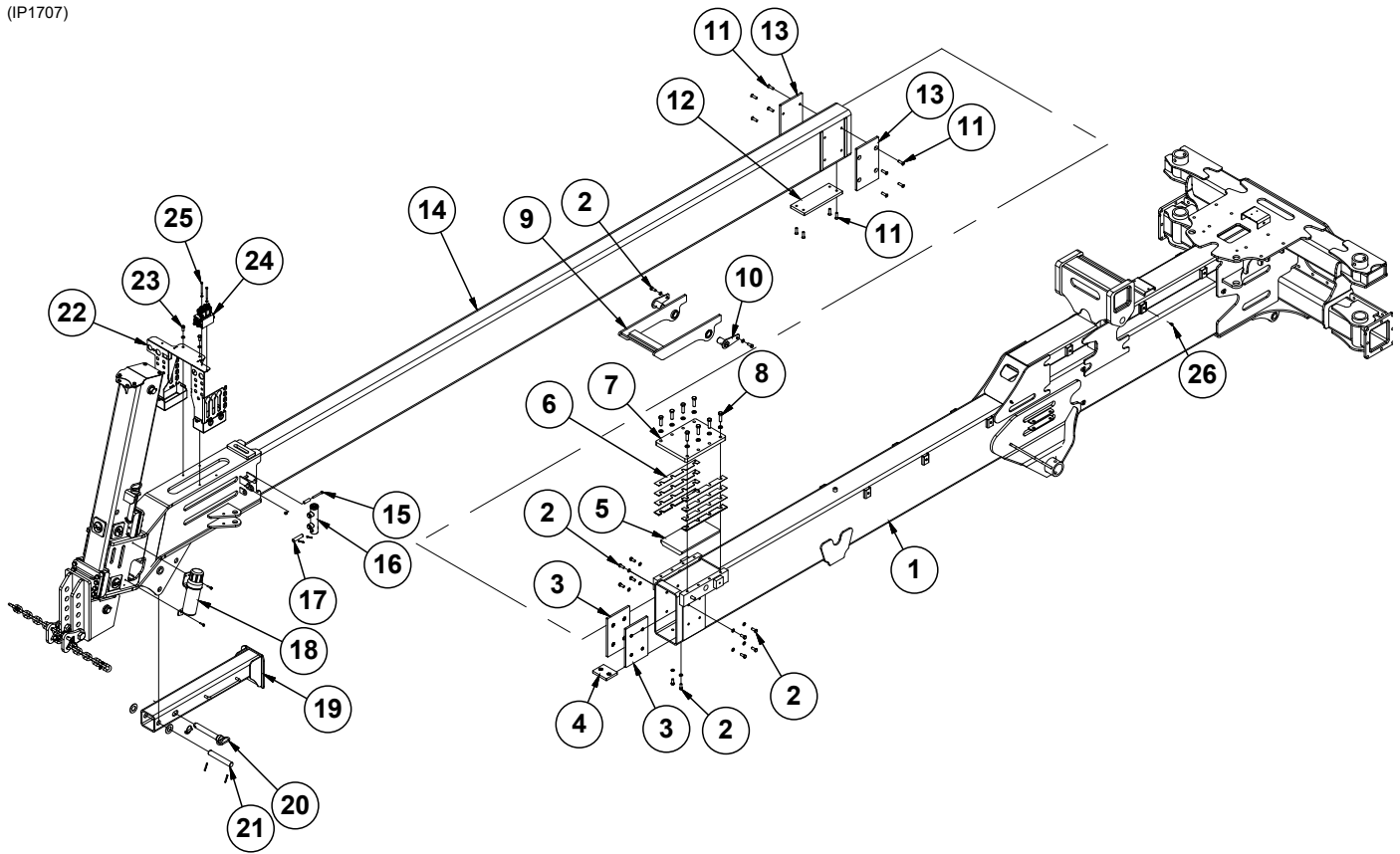


| ITEM | PART NO. | QTY. | DESCRIPTION |
|------|---|-----------------------|--|
| 1 | GA21047 G10913 | 1 | Spindle W/Retaining Ring External Retaining Ring, 2½" (Included W/GA21047) |
| 2 | GD7571 GD34812 GD7079 GR0528 GR1912 | 1 1 - - - | 8 Bolt Hub, R.H. Wing (Included W/GA21048) 8 Bolt Hub W/Jump Start, L.H. Wing (Included W/GA24922) Cup (Included W/GA21048 and GA24922) Stud, ⅝"-18 x 2¼", Grade 8 (Included W/GA21048 and GA24922) Lug Nut, ⅝"-18, Grade 8 (Included W/GA21048 and GA24922) |
| 3 | GA4723 | 2 | Bearing |
| 4 | GA4722 | 2 | Seal |
| 5 | GD7089 | 1 | Special Nut, 1¼"-12 UNF |
| 6 | GD7864 | 1 | Special Hex Nut, 1¼"-12 UNF |
| A | GA21048 | - | Hub and Spindle Assembly, R.H. Wing (Items 1-6) |
| B | GA24922 | - | Hub and Spindle Assembly, L.H. Wing (Items 1-6) |



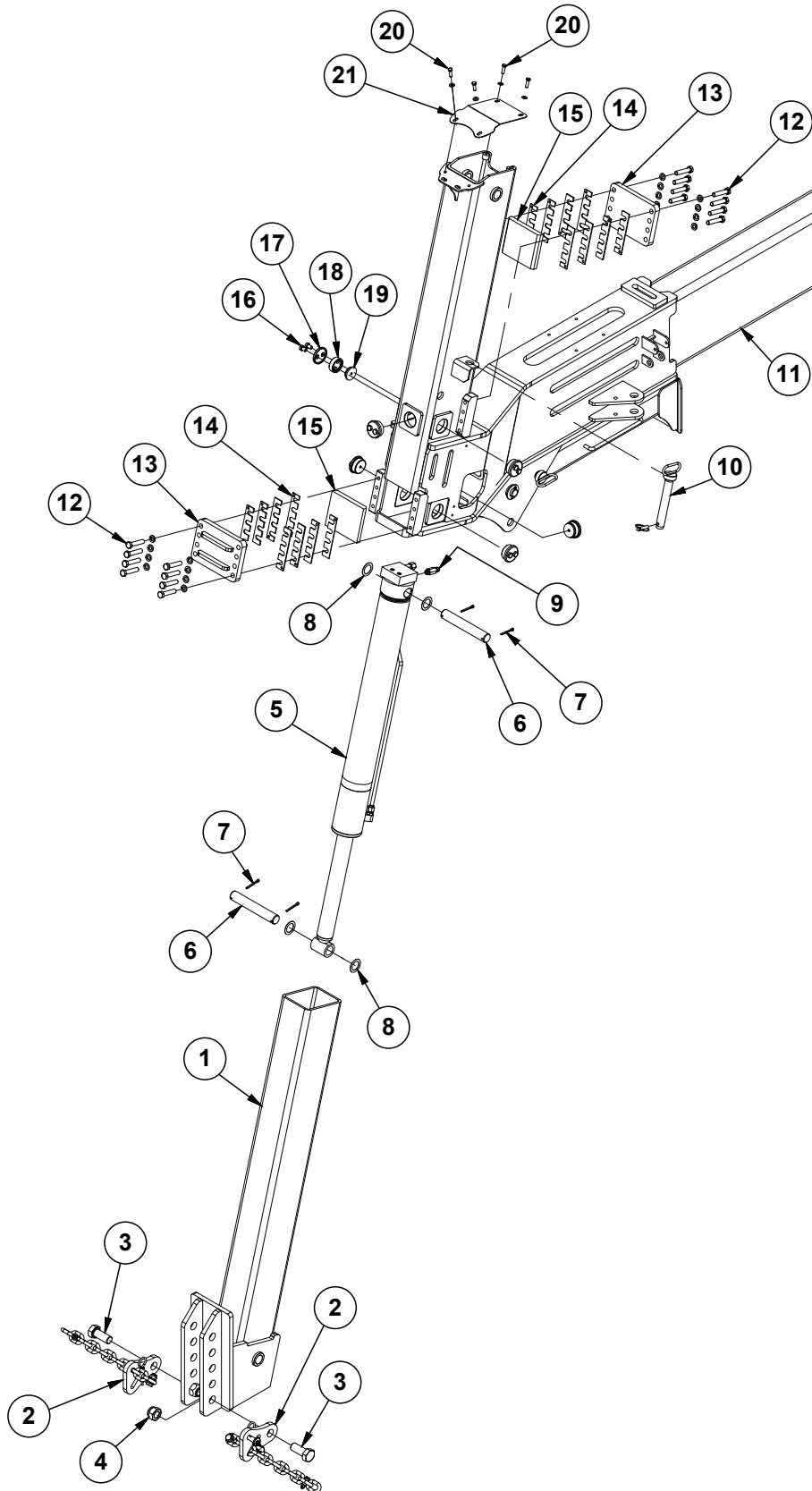
| ITEM | PART NO. | QTY. | DESCRIPTION |
|------|-----------|------|--------------------------------------|
| 1 | G10012901 | 1 | Jump Start Bracket |
| 2 | GA13204 | 1 | Hall Effect Sensor |
| 3 | G10012201 | 1 | Jump Start Sensor Cover |
| 4 | G10209 | 2 | Washer, 1/4" USS |
| 5 | G10013101 | 2 | Hex Head Cap Screw, 1/4"-20 x 5 1/2" |
| 6 | G10621 | 2 | Serrated Flange Nut, 1/4"-20 |
| 7 | GD35885 | 1 | Cable Guard |
| 8 | G11386 | 2 | Flat Washer, 5/16" SAE |
| 9 | G10043 | 2 | Hex Head Cap Screw, 5/16"-18 x 3/4" |

(IP1707)



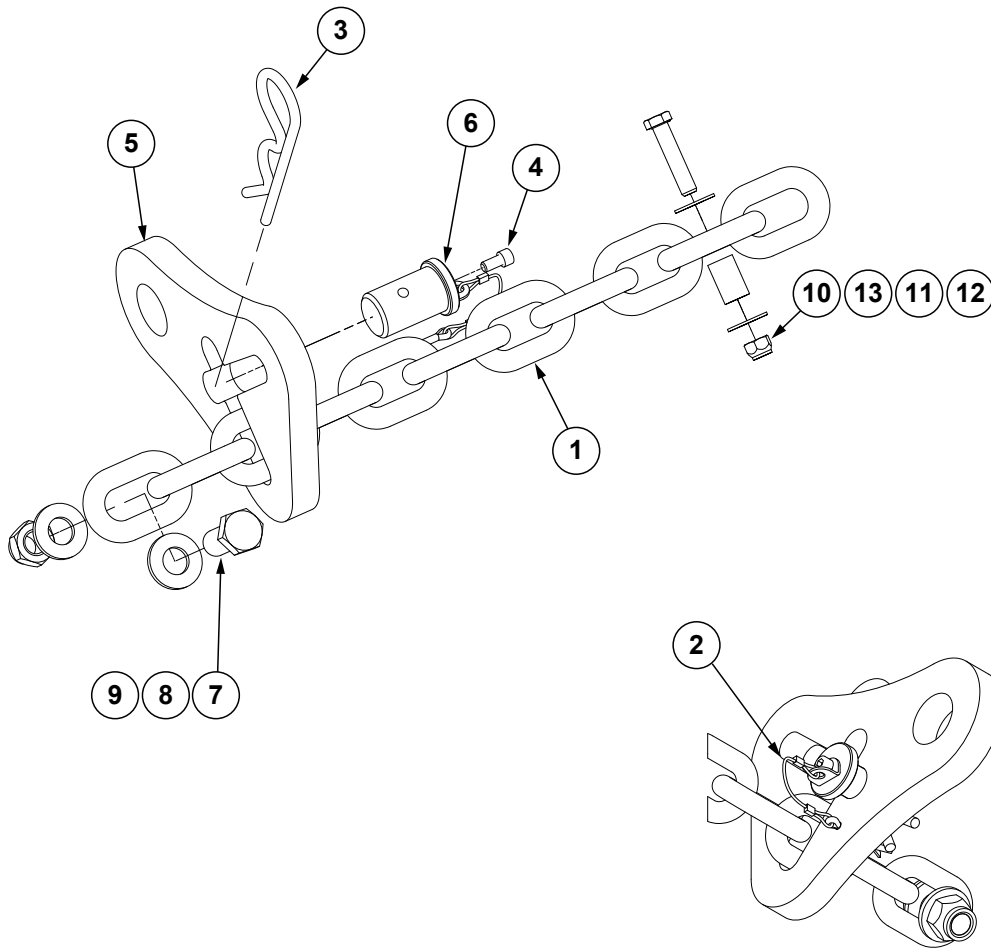
| ITEM | PART NO. | QTY. | DESCRIPTION |
|------|------------|------|---|
| 1 | G10038501 | 1 | Outer Hitch |
| 2 | G10037 | 12 | Hex Head Cap Screw, ½"-13 x 1¼" |
| | G10228 | 12 | Lock Washer, ½" |
| 3 | GA25967 | 2 | Front Wear Pad |
| 4 | GA24970 | 1 | Outer Hitch Top Wear Pad |
| 5 | GD34711 | 1 | Front Top Wear Pad |
| 6 | GD34713-01 | 2 | Front Top Cover Plate Shim, 14 Gauge (.0747") |
| | GD34713-02 | 2 | Front Top Cover Plate Shim, 12 Gauge (.1046") |
| | GD34713-03 | 2 | Front Top Cover Plate Shim, 10 Gauge (.1345") |
| | GD34713-04 | 2 | Front Top Cover Plate Shim, 7 Gauge (.1793") |
| | GD34713-05 | 2 | Front Top Cover Plate Shim, ¼" |
| 7 | GD34712 | 1 | Front Top Cover Plate |
| 8 | G10006 | 8 | Hex Head Cap Screw, ⅝"-11 x 2¼" |
| | G10230 | 8 | Lock Washer, ⅝" |
| 9 | GA24709 | 1 | Hitch Latch |
| 10 | GA24913 | 2 | Hitch Lock Pin |
| 11 | G11534 | 12 | Hex Flat Head Counter Sunk, ½"-13 x 1¾" |
| 12 | GD34710 | 1 | Rear Bottom Wear Pad |
| 13 | GD34709 | 2 | Rear Wear Pad |
| 14 | G10027701 | 1 | Inner Hitch |
| 15 | G10809 | 1 | Hex Head Cap Screw, ⅜"-16 x 3¼" |
| | GD2971-09 | 1 | Sleeve, 2" Long |
| | G10108 | 1 | Lock Nut, ⅜"-16 |
| 16 | GA9205 | 1 | See "Tongue Lock Cylinder" on page P138 |
| 17 | GD7137 | 1 | Pin, ¾" x 3⅝" |
| | G10457 | 2 | Cotter Pin, ⅝ ₃₂ " x 1½" |
| 18 | GA15422 | 1 | Operator's Manual Canister |
| | G11337 | 2 | Hex Serrated Flange Cap Screw, ¼"-20 x 1¼" |
| 19 | GA25303 | 1 | Jack Stand |
| 20 | GA21628 | 2 | Safety Pin, 7¼" |
| 21 | GD29104-14 | 1 | Pin, 1¼" x 8" |
| | G10226 | 2 | Washer, 1¼" SAE |
| | G10606 | 2 | Spring Pin, ¼" x 2" |
| 22 | G10114701 | 1 | Front Bulkhead |
| | GD33817 | 2 | Oil Reservoir |
| | GD2558 | 4 | Lynch Pin, ¼" |
| 23 | G10014 | 2 | Hex Head Cap Screw, ½"-13 x 1" |
| | G10228 | 2 | Lock Washer, ½" |
| 24 | GA24775 | 1 | See "Hydraulic Valve Block on Front Hitch" on page P149 |
| 25 | G10162 | 2 | Hex Head Cap Screw, ¼"-20 x 3¼" |
| | G11385 | 2 | Flat Washer, ¼" SAE |
| | G10621 | 2 | Serrated Flange Nut, ¼"-20 |
| 26 | G11589 | 11 | Rivet Nut, ¼"-20 |

(IP1706)



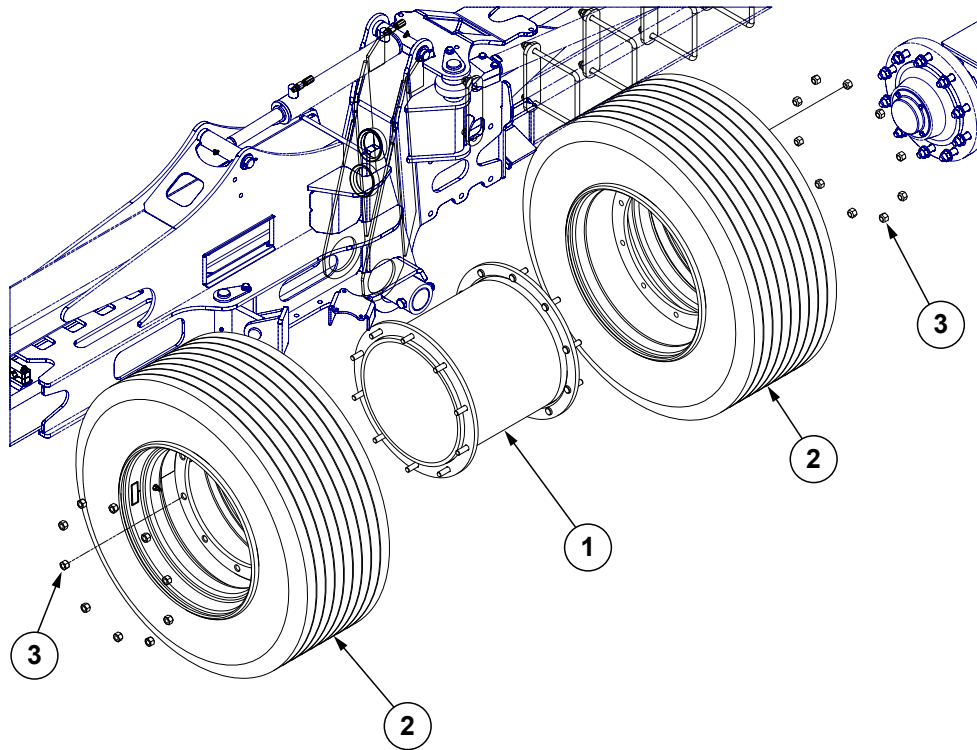
| ITEM | PART NO. | QTY. | DESCRIPTION |
|------|-------------------------------|-------------|---|
| 1 | GA24808 | 1 | Inner Drawbar |
| 2 | --- | 2 | See "Safety Chain" on page P101 |
| 3 | G11058 | 2 | Hex Head Cap Screw, 1 1/4"-7 x 3" |
| 4 | G10157 | 2 | Lock Nut, 1 1/4"-7 |
| 5 | GA24861 | 1 | See "Drawbar Hitch Cylinder" on page P136 |
| 6 | GD9464-03 | 2 | Pin, 1 1/2" x 9 1/2" |
| 7 | G10460 | 4 | Cotter Pin, 1/4" x 2" |
| 8 | G10450 | 4 | Washer, 2 1/4", 18 Gauge (.0478") |
| 9 | G6400-L-08 GR1037 | 1 - | Long Connector W/O-Ring, 3/4"-16 Male JIC To O-Ring O-Ring |
| 10 | GA21628 | 2 | Safety Pin, 7 1/4" |
| 11 | --- | 1 | See "Hitch Assembly" on page P97 |
| 12 | G10010 G10230 | 16 16 | Hex Head Cap Screw, 5/8"-11 x 3" Lock Washer, 5/8" |
| 13 | GA21598 | 2 | Wear Support |
| 14 | GD30686 GD30685 GD30684 | 4 8 4 | Shim, 14 Gauge (.0747") Shim, 10 Gauge (.1345") Shim, 7 Gauge (.1793") |
| 15 | GD30683 | 2 | Wear Pad |
| 16 | G10438 | 12 | Hex Head Cap Screw, 1/2"-13 x 3/4" |
| 17 | GB0230 | 6 | Cap |
| 18 | GB0234 | 6 | Adjustment Plug |
| 19 | GD34081 | 6 | Wear Pad |
| 20 | G10004 G11387 G11091 | 4 4 2 | Hex Head Cap Screw, 3/8"-16 x 1 1/4" Hardened Washer, 3/8" SAE Serrated Flange Nut, 3/8"-16 |
| 21 | GD34685 | 1 | Drawbar Top Cover Plate |

(A25107)



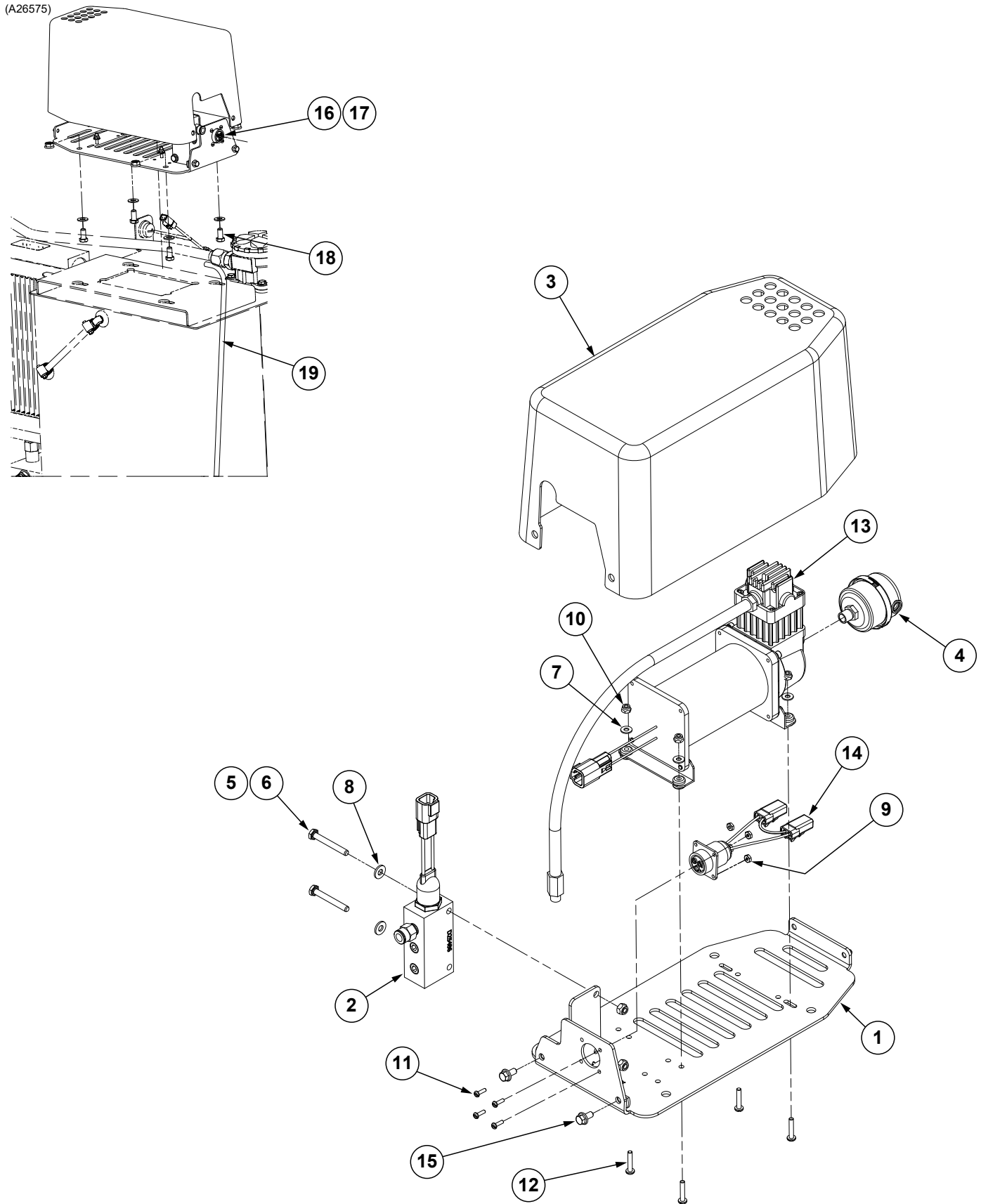
| ITEM | PART NO. | QTY. | DESCRIPTION |
|------|-----------|------|--|
| 1 | G3324-01 | 1 | Safety Chain, 13MM Grade 70, 97½" |
| 2 | GD35339 | 1 | Looped Tether W/Tabs and Cotter Pin |
| 3 | G10671 | 1 | Hairpin Cotter, ⅜" x 3¼" |
| 4 | G11874 | 1 | Hex Socket Head Cap Screw, ¼"-20 x ½" |
| 5 | GD35127 | 1 | Single Chain Latch |
| 6 | GD35340 | 1 | Chain Latch Pin |
| 7 | G10007 | 1 | Hex Head Cap Screw, ⅝"-11 x 1½" |
| 8 | G11391 | 2 | Flat Washer, ⅝" SAE |
| 9 | G10107 | 1 | Lock Nut, ⅝"-11 |
| 10 | G10108 | 1 | Lock Nut, ⅜"-16 |
| 11 | GD8893-07 | 1 | Sleeve, 1" Long |
| 12 | G10047 | 1 | Hex Head Cap Screw, ⅜"-16 x 1¾" |
| 13 | G10210 | 2 | Washer, ⅜" USS |
| A | G9948X | - | ⅜" Transport Safety Chain Package (Items 1-13) |

(A26250_transporttires)



| ITEM | PART NO. | QTY. | DESCRIPTION |
|------|-----------|------|--|
| 1 | GA24979 | 2 | Rim Spacer W/Bolts |
| | GR0528 | - | Stud, 5/8"-18 x 2 1/4", Grade 8 (Included W/GA24979) |
| 2 | G10131701 | 4 | Tire, VF-445-50R22.5 (Specify Brand*) |
| | GA24575 | 4 | Wheel, 22.5 x 14, 10 Bolt |
| | GA7434 | 4 | Valve Stem |
| 3 | GR1912 | 40 | Lug Nut, 5/8"-18, Grade 5 |

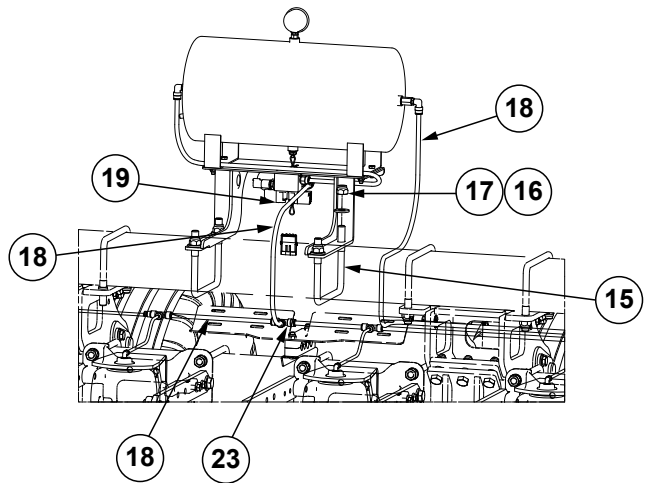
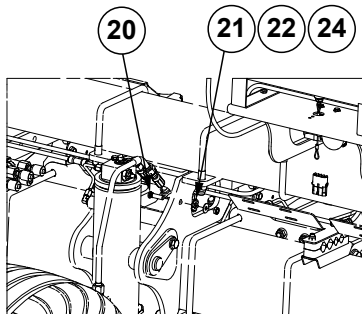
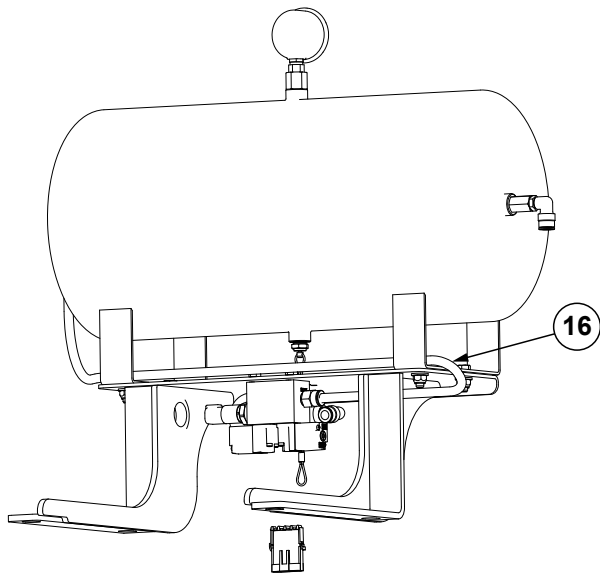
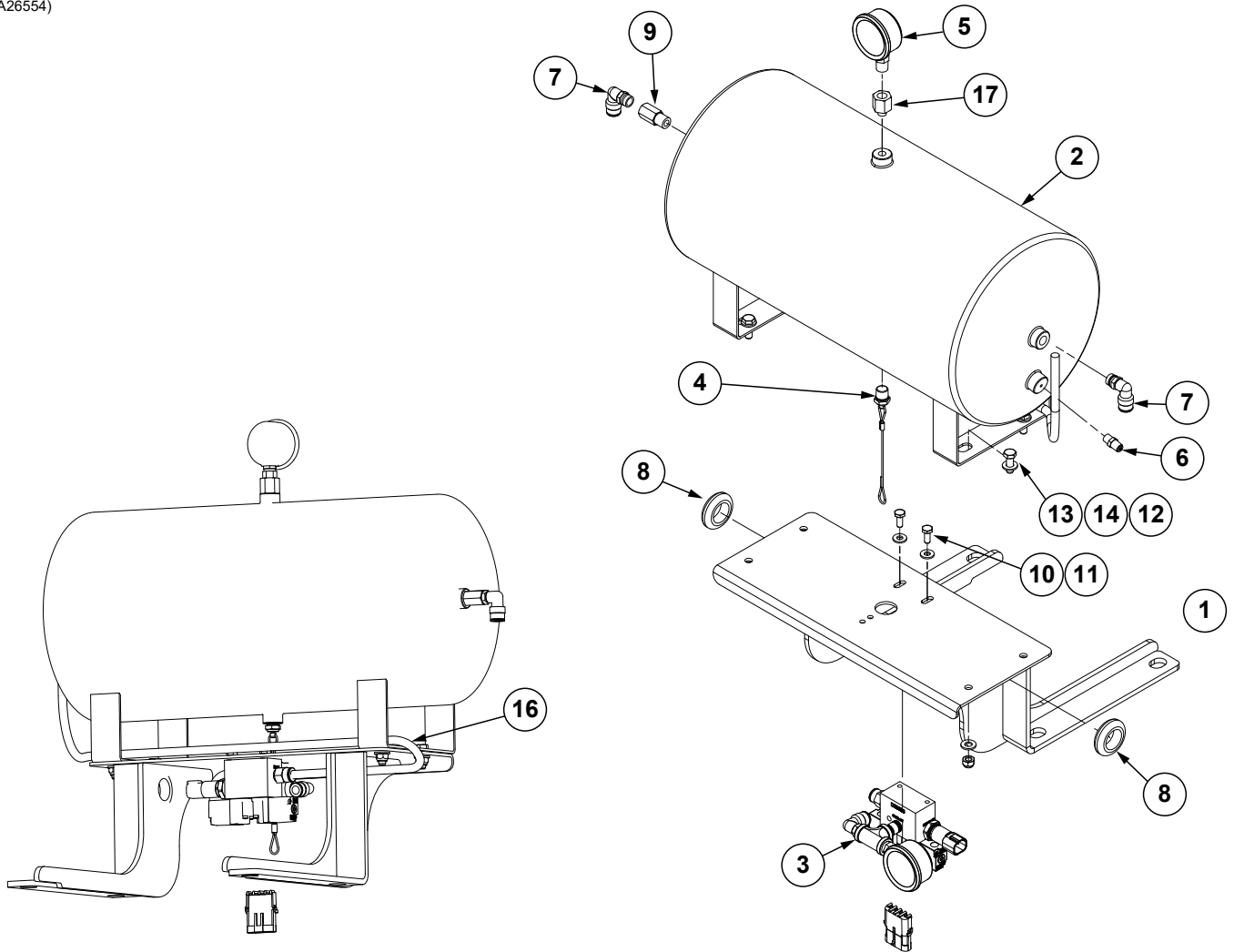
*Specific brand requests will be supplied only as available from current Kinze Repair Parts stock. If a specific brand requested is not in stock, the brand available will be supplied.



| ITEM | PART NO. | QTY. | DESCRIPTION |
|------|------------|------|---|
| 1 | GA17623 | 1 | 12V Electric Compressor Mount |
| 2 | GA17994 | 1 | Compressor Manifold |
| 3 | GB0766 | 1 | Compressor Cover |
| 4 | GA14127 | 1 | Filter Assembly |
| 5 | G10110 | 2 | Lock Nut, 1/4"-20, Grade B |
| 6 | G10638 | 2 | Hex Head Cap Screw, 1/4"-20 x 2" |
| 7 | G11382 | 4 | Washer, No. 10 SAE |
| 8 | G11385 | 2 | Flat Washer, 1/4" SAE |
| 9 | G10949 | 4 | Hex Nut, #6-32, Grade 1 |
| 10 | G11206 | 4 | Lock Nut, No. 10-32 |
| 11 | G10950 | 4 | Slotted Phillips Head Machine Screw, 6-32 x 1/2", Grade 1 |
| 12 | G10904 | 4 | Slotted Phillips Head Machine Screw, 10-32 x 1", Grade 1 |
| 13 | GA18212 | 1 | 12V Air Pump W/Connector |
| 14 | GA18482 | 1 | Air Compressor Harness |
| 15 | G11356 | 2 | Hex Socket Flange Cap Screw, 1/4"-20 x 1/2" |
| 16 | GA27033 | 1 | 12V PDP Tractor Harness |
| 17 | G10188101 | 1 | 12V Air Pump Harness |
| 18 | G10002 | 4 | Hex Head Cap Screw, 3/8"-16 x 3/4" |
| | G11387 | 4 | Hardened Washer, 3/8" SAE |
| | G10622 | 4 | Serrated Flange Nut, 3/8"-16 |
| 19 | *D17150-06 | - | Nylon Tubing, 3/8" O.D. x 1 1/2" |

*Hose not stocked by Kinze repair parts, but is available in bulk. Order GD17150-00.

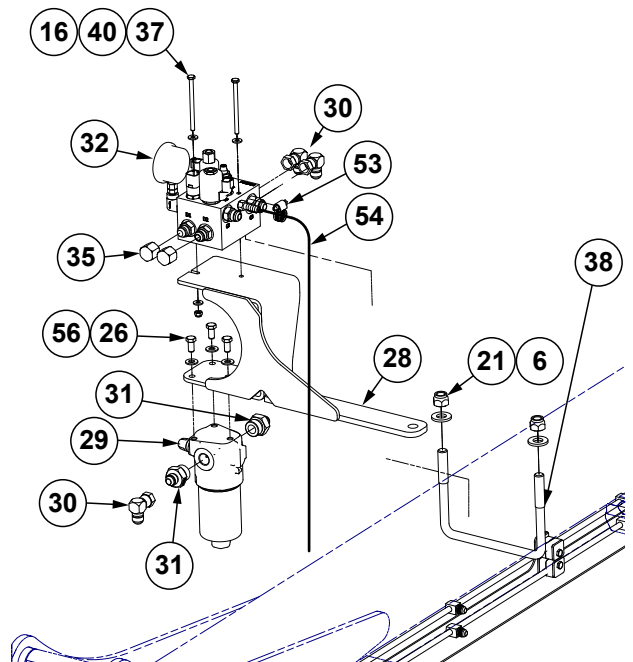
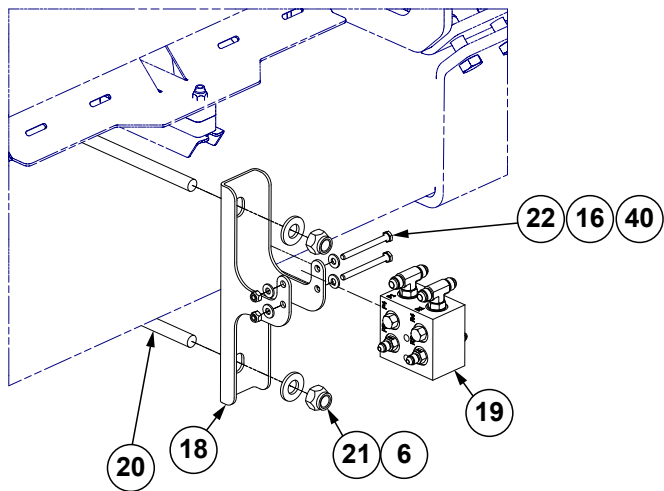
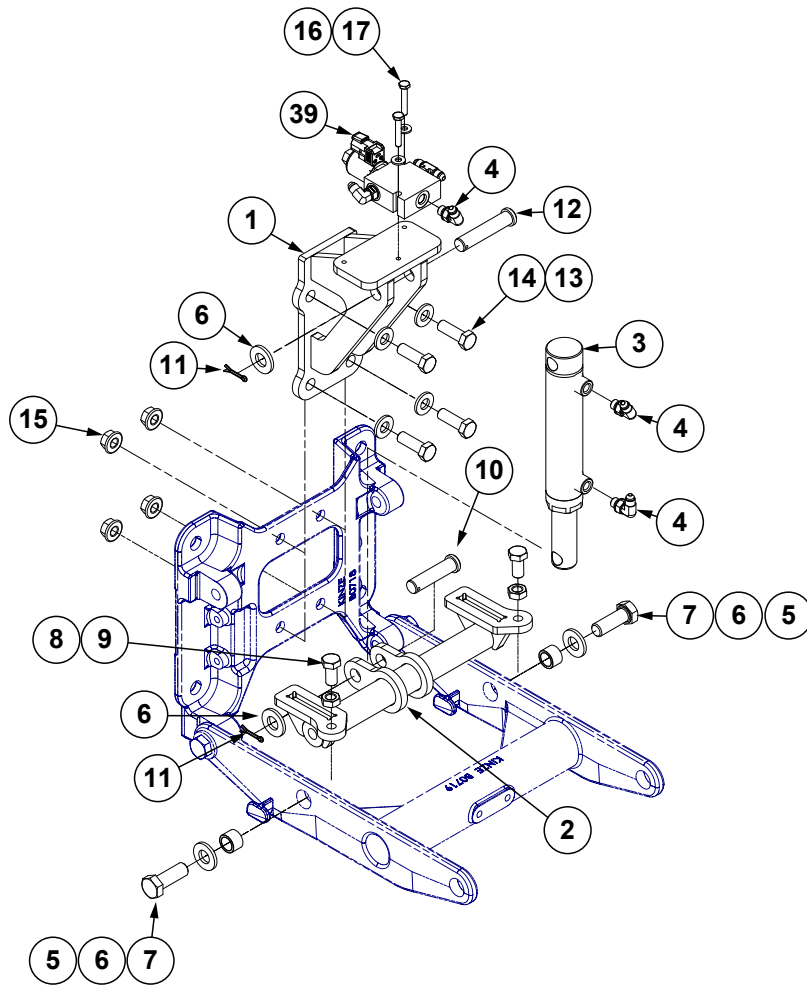
(A26554)

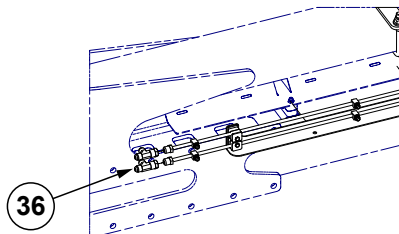
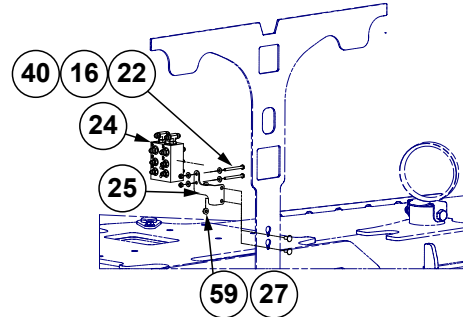
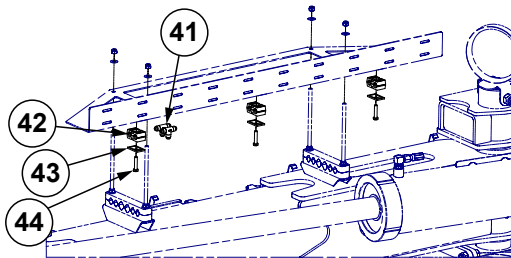
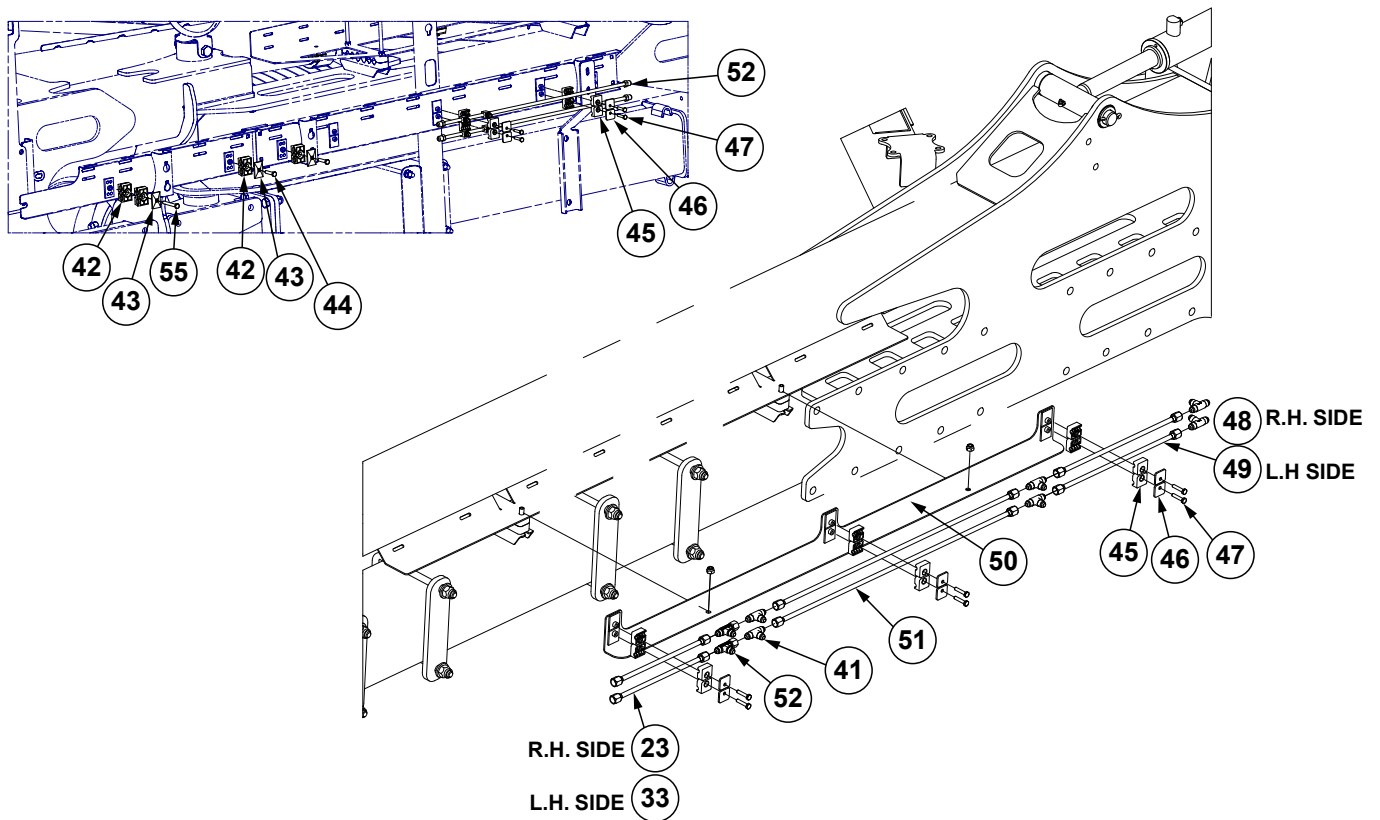


| ITEM | PART NO. | QTY. | DESCRIPTION |
|------|------------|------|---|
| 1 | GA26555 | 1 | Air Tank Mount |
| 2 | GA26556 | 1 | Air Tank, 5 Gallon |
| 3 | GA25311 | 1 | 12 VDC Air Valve Complete |
| 4 | GA11991 | 1 | Drain, 1/4" NPT |
| 5 | GA12104 | 1 | Pressure Gauge, 1/4" NPT (Subs to GA21405) |
| 6 | GA11989 | 1 | Valve Stem, 1/8" NPT |
| 7 | GD17143 | 2 | Swivel Elbow, 1/4" NPT x 3/8" |
| 8 | GD22200 | 2 | Grommet, 1" |
| 9 | GR1921 | 1 | Check Valve |
| 10 | G10020 | 2 | Hex Head Cap Screw, 1/4"-20 x 5/8" |
| 11 | G11385 | 2 | Flat Washer, 1/4" SAE |
| 12 | G10109 | 4 | Lock Nut, 5/16"-18 |
| 13 | G10991 | 4 | Hex Head Cap Screw, 5/16"-18 x 7/8" |
| 14 | G11386 | 8 | Flat Washer, 5/16" SAE |
| 15 | GD16598 | 2 | U-Bolt, 4" x 7" x 5/8"-11 |
| 16 | *D17150-16 | 4 | Nylon Tubing, 3/8" O.D. x 32" |
| 17 | GD17144 | 4 | Reducer, 1/8" Male To 1/4" Female |
| 18 | *D17150-06 | - | Nylon Tubing, 3/8" O.D. x 1 1/2" |
| 19 | GA25653 | 1 | PDP Harness |
| 20 | G11858 | 1 | Serrated Bolt Stud, 3/8"-24 x 1 1/2", Grade 5 |
| 21 | G10524 | 1 | Internal/External Tooth Washer, 3/8" |
| 22 | G10219 | 1 | Washer, 5/16" USS |
| 23 | GD18010 | 1 | Tee, 3/8" Tube Union |
| 24 | G10344 | 1 | Hex Jam Nut, 3/8"-24, Grade 2 |

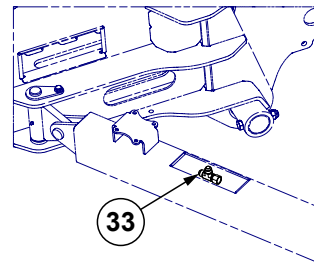
*Hose not stocked by Kinze repair parts, but is available in bulk. Order GD17150-00.

(A26614)





R.H. Side Only



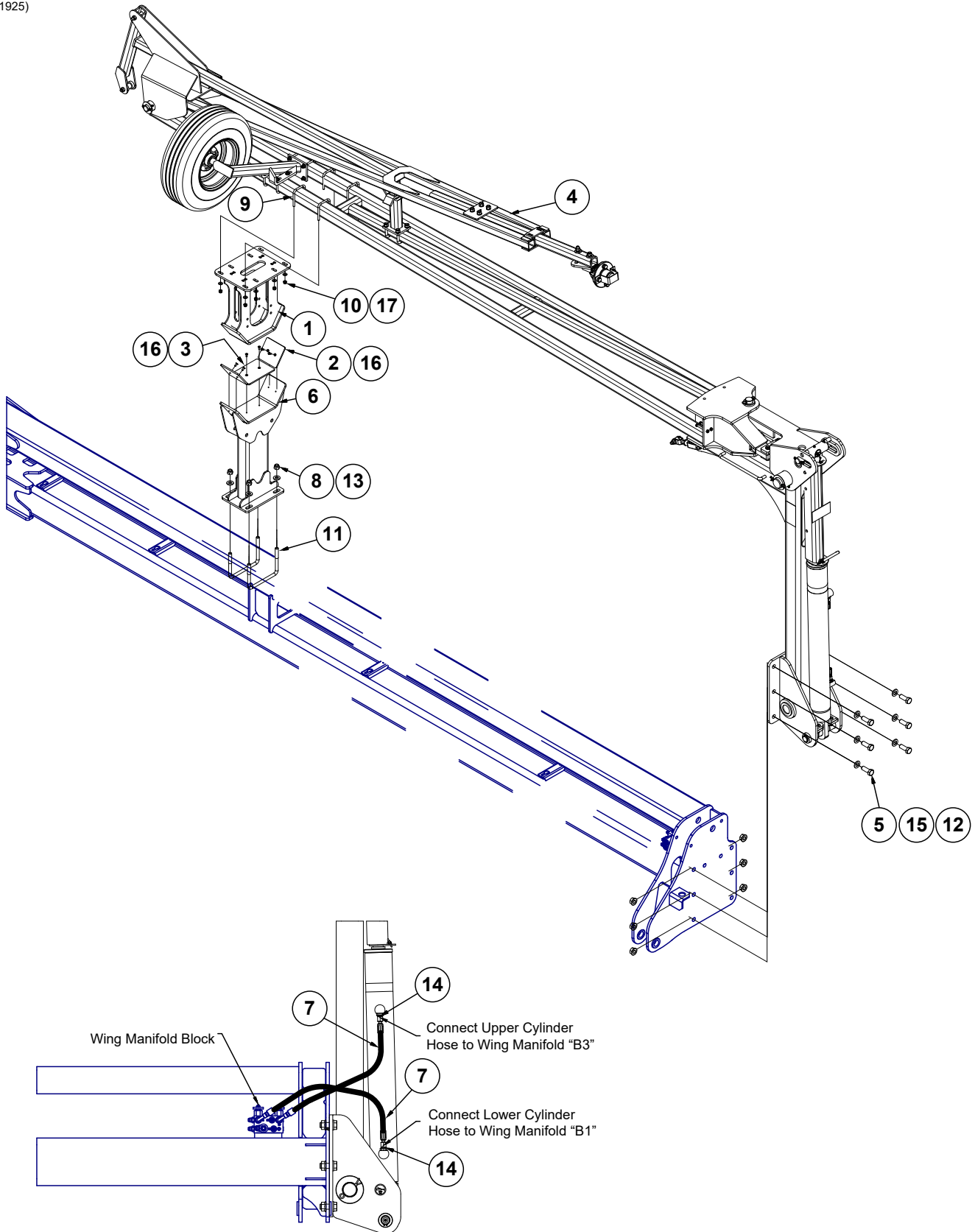
| ITEM | PART NO. | QTY. | DESCRIPTION |
|------|-------------|------|--|
| 1 | GA25260 | 36 | Row Unit Upper Mounting Tang |
| 2 | GA25259 | 36 | Row Unit Lower Mounting Tang |
| 3 | GA25261 | 36 | See "Hydraulic Down Force Cylinder" on page P120 |
| 4 | G6801-04-04 | 108 | 90° Adjustable Elbow, 7/16"-20 |
| 5 | GB0218 | 72 | Bushing, 2 1/32" I.D. x 7/8" O.D. x 1 9/32" Long |
| 6 | G11391 | 162 | Flat Washer, 5/8" SAE |
| 7 | GD28420 | 72 | Hex Head Cap Screw, 5/8"-11 x 1 1/4", Grade 5 |

| ITEM | PART NO. | QTY. | DESCRIPTION |
|------|--------------|------|---|
| 8 | G10501 | 72 | Hex Jam Nut, 1/2"-13, Grade 2 |
| 9 | G10014 | 72 | Hex Head Cap Screw, 1/2"-13 x 1" |
| 10 | G10564 | 36 | Clevis Pin, 5/8" x 2 1/2" |
| 11 | G10451 | 72 | Cotter Pin, 1/8" x 1" |
| 12 | G11875 | 36 | Clevis Pin, 5/8" x 3" |
| 13 | G11389 | 144 | Flat Washer, 1/2" Plated SAE |
| 14 | G10017 | 144 | Hex Head Cap Screw, 1/2"-13 x 1 1/2" |
| 15 | G10071 | 144 | Serrated Flange Nut, 1/2"-13 |
| 16 | G11385 | 96 | Flat Washer, 1/4" SAE |
| 17 | GD35459 | 72 | Hex Head Cap Screw, 1/4"-20 x 1 1/2", Grade 5 |
| 18 | GD35908 | 4 | Hydraulic Block Mount |
| 19 | --- | 4 | See "Hydraulic Down Force Wing Junction Block" on page P130 |
| 20 | GD1114 | 6 | U-Bolt, 7" x 7" x 5/8"-11 |
| 21 | G10107 | 18 | Lock Nut, 5/8"-11 |
| 22 | G10746 | 10 | Hex Head Cap Screw, 1/4"-20 x 2 3/4" |
| 23 | GA27099-10.5 | 2 | Tube Assembly, 3/8" O.D. x 10 1/2", R.H. Side |
| 24 | --- | 1 | See "Hydraulic Down Force Center Junction Block" on page P131 |
| 25 | GD36836 | 1 | Hydraulic Junction Block Mount |
| 26 | G10002 | 3 | Hex Head Cap Screw, 3/8"-16 x 3/4" |
| 27 | G10312 | 2 | Carriage Bolt, 5/16"-18 x 3/4" |
| 28 | GA26841 | 1 | Plate Mount |
| 29 | GA25857 | 1 | In-Line Filter Assembly |
| 30 | G6500-08 | 1 | Swivel Elbow, 90°, 3/4"-16 Male JIC To Female |
| 31 | G6400-08-12 | 2 | Adapter, 3/4"-16 Male JIC to 1 1/16"-12 O-Ring |
| 32 | --- | 1 | See "Down Force Manifold Block Assembly" on page P128 |
| 33 | GA27099-8.5 | 2 | Tube Assembly, 3/8" O.D. x 8 1/2", L.H. Side |
| 34 | G10620 | 2 | Serrated Flange Nut, 5/16"-18 |
| 35 | G304-C-8 | 2 | Cap Nut, 3/4"-16 |
| 36 | G6602-08 | 2 | Swivel Tee, 3/4"-16 JIC |
| 37 | G11135 | 2 | Hex Head Cap Screw, 1/4"-20 X 3 3/4" |
| 38 | GD16598 | 1 | U-Bolt, 4" x 7" x 5/8"-11 |
| 39 | --- | 36 | See "Row Unit Control Block, Pull Row Units" on page P129 |
| 40 | G10110 | 12 | Lock Nut, 1/4"-20, Grade B |
| 41 | G2603-06 | 4 | Tee, 9/16"-18 Male JIC |
| 42 | GD36426 | 18 | Hydraulic Clamp Set |
| 43 | GD36494 | 14 | Hose Clamp Plate |
| 44 | G10133 | 10 | Hex Head Cap Screw, 5/16"-18 x 1 1/2" |
| 45 | GD36667 | 28 | Tube Clamp Set |
| 46 | GD36666 | 28 | Tube Clamp Cover Plate |
| 47 | G10857 | 28 | Hex Head Cap Screw, 1/4"-20 x 1 1/4" |
| 48 | GA27099-14 | 2 | Tube Assembly, 3/8" O.D. x 14", R.H. Side |
| 49 | GA27099-16 | 2 | Tube Assembly, 3/8" O.D. x 16", L.H. Side |
| 50 | GA26766 | 2 | Tube Support Bracket |
| 51 | GA27099-28 | 4 | Tube Assembly, 3/8" O.D. x 28" |
| 52 | G6602-06 | 4 | Swivel Tee, 9/16"-18 JIC |
| 53 | G10681 | 1 | Hose Clamp, No. 6 |
| 54 | *D6279-03 | 1 | Clear PVC Tubing, 3/8" x 28" |
| 55 | G10060 | 2 | Hex Head Cap Screw, 5/16"-18 x 2 1/2" |
| 56 | G11387 | 3 | Flat Washer, 3/8" SAE |

*Hose not stocked by Kinze repair parts, but is available in bulk. Order GD6279-00.

This page left blank intentionally.

(101925)

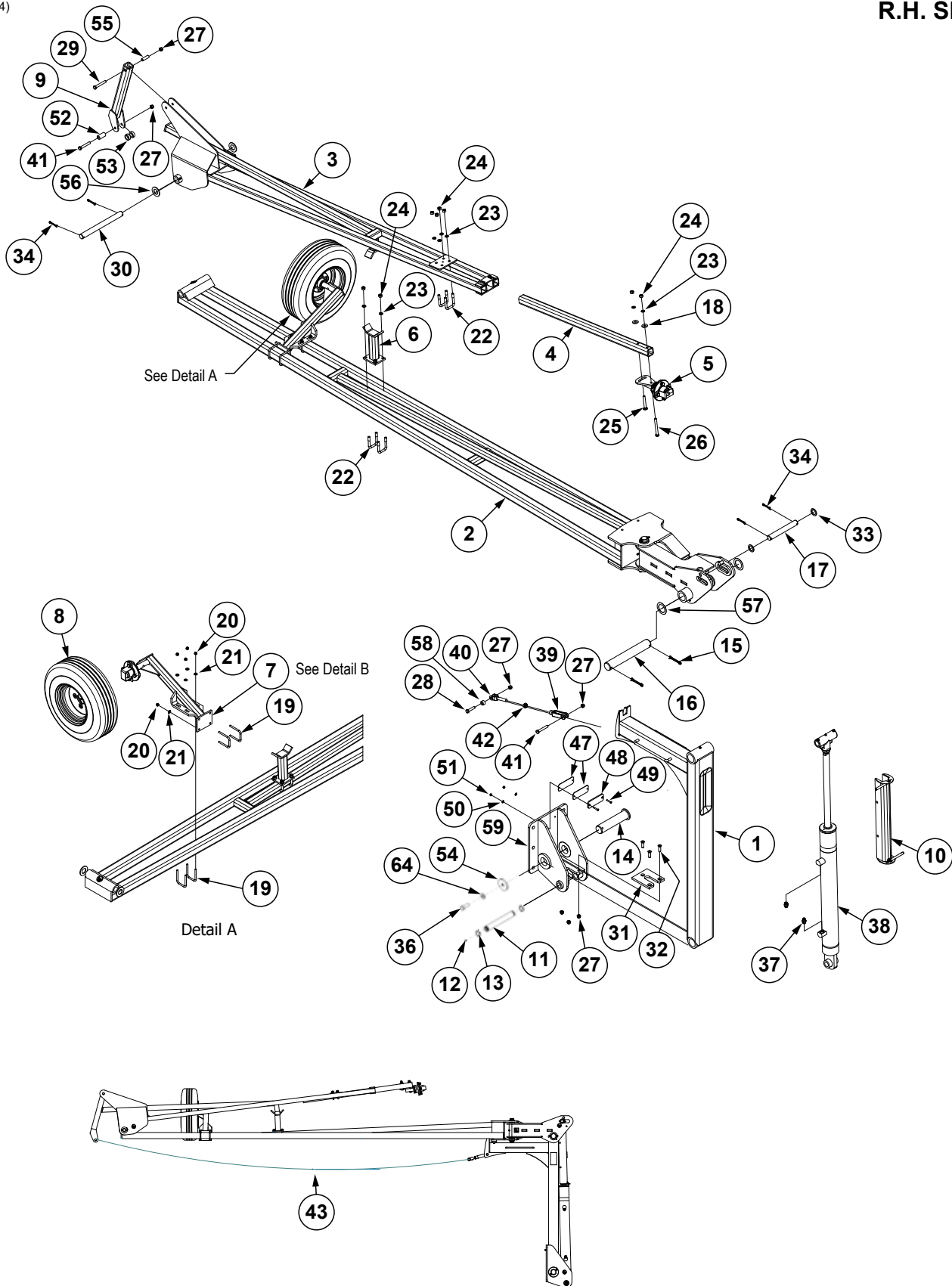


| ITEM | PART NO. | QTY. | DESCRIPTION |
|------|-----------------------|------|---|
| 1 | G10195801 | 2 | Marker Support |
| 2 | G10195701 | 4 | Pad |
| 3 | G10195601 | 2 | Pad |
| 4 | G10192601 | 1 | See "Row Marker Assembly" on page P113 |
| 5 | G10026 | 12 | Hex Head Cap Screw, 3/4"-10 x 2" |
| 6 | G10481601 | 2 | Marker Stand |
| 7 | *A25696-62 | 4 | Hose Assembly, 3/8" AR x 62" (06F-06F90L) |
| 8 | G10107 | 8 | Lock Nut, 5/8"-11 |
| 9 | GD19212 | 8 | U-Bolt, 2 1/2" x 3/8"-16 |
| 10 | G10108 | 16 | Lock Nut, 3/8"-16 |
| 11 | GD16598 | 4 | U-Bolt, 4" x 7" x 5/8"-11 |
| 12 | G11314 | 12 | Serrated Flange Nut, 3/4"-10 |
| 13 | G11391 | 8 | Flat Washer, 5/8" SAE |
| 14 | G6400-06-08 GR1037 | 4 | Connector W/O-Ring, 9/16"-18 Male JIC To 3/4"-16 O-Ring O-Ring |
| 15 | G11392 | 12 | Flat Washer, 3/4" SAE |
| 16 | G11127 | 12 | Hex Socket Head Cap Screw, 1/4" - 20 x 1/2" |
| 17 | G11387 | 16 | Flat Washer, 3/8" SAE |

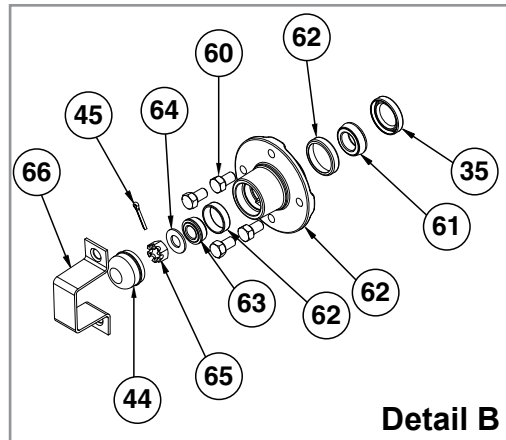
* Hydraulic hose is not stocked by Kinze Repair Parts.

(A26424)

R.H. Shown



(Continued on the following pages.)



| ITEM | PART NO. | QTY. (Per Assy.) | DESCRIPTION |
|------|-----------|---------------------|---|
| 1 | GA18057 | 1 | First Stage |
| 2 | --- | 1 | See "Second Stage Marker" on page P117 |
| 3 | G10142501 | 1 | Third Stage Marker |
| 4 | GD0453-07 | 1 | Extension Tube, 45" |
| 5 | GA26909 | 1 | See "Row Marker Spindle/Hub/Blade" on page P119 |
| 6 | GA20256 | 1 | Stop Pad |
| 7 | GA0160R | 1 | Support, R.H. |
| | GA0160L | - | Support, L.H. (Shown) |
| 8 | GA17768 | 1 | Rim, Gray |
| | GD15489 | 1 | Tire, 20.5 x 8.0-10 (Specify Brand*) |
| | A10458 | 1 | Valve Stem |
| 9 | GA21209 | 1 | Control Arm |
| 10 | GA18884 | 1 | Cylinder Lock-up Assembly |
| | G10874 | - | Detent Pin, 1/2" x 3 1/2" Grip |
| 11 | GD25860 | 1 | Marker Pin, 1 1/4" x 8 7/8" |
| 12 | G10640 | 1 | Grease Fitting, 1/4"-28 |
| 13 | G11400 | 2 | Retaining Ring, 1 1/4" |
| 14 | GA21107 | 1 | Pin and Plate |
| 15 | G10461 | 2 | Cotter Pin, 3/8" x 3" |
| 16 | GD25969 | 1 | Pivot Shaft, 2 1/8" x 14 1/4" |
| 17 | GD10186 | 1 | Pin, 1 1/4" x 9 1/2" |
| 18 | G10168 | 2 | Machine Bushing, 1/2", 7 Gauge (.1793") |
| 19 | GD19212 | 4 | U-Bolt, 2 1/2" x 3/8"-16 |
| 20 | G10108 | 8 | Lock Nut, 3/8"-16 |
| 21 | G11387 | 8 | Flat Washer, 3/8" SAE |
| 22 | GD2721 | 4 | U-Bolt, 2" x 2" x 1/2"-13 |
| 23 | G10228 | 10 | Lock Washer, 1/2" |
| 24 | G10102 | 10 | Hex Nut, 1/2"-13 |
| 25 | G10844 | 1 | Carriage Bolt, 1/2"-13 x 3 1/2" |
| 26 | G10045 | 1 | Hex Head Cap Screw, 1/2"-13 x 4 1/2" |
| 27 | G10111 | 7 | Lock Nut, 1/2"-13 |
| 28 | G10581 | 1 | Hex Head Cap Screw, 1/2"-13 x 2 1/4" |
| 29 | G10033 | 1 | Hex Head Cap Screw, 1/2"-13 x 3 1/2" |
| 30 | GD0704 | 1 | Pin, 1 1/4" x 14" |
| 31 | GD25862 | 1 | Wear Stop |
| 32 | G11534 | 3 | Hex Flat Head Counter Sunk, 1/2"-13 x 1 3/4" |
| 33 | G10159 | 2 | Washer, 1 7/8", 10 Gauge (.1345") |

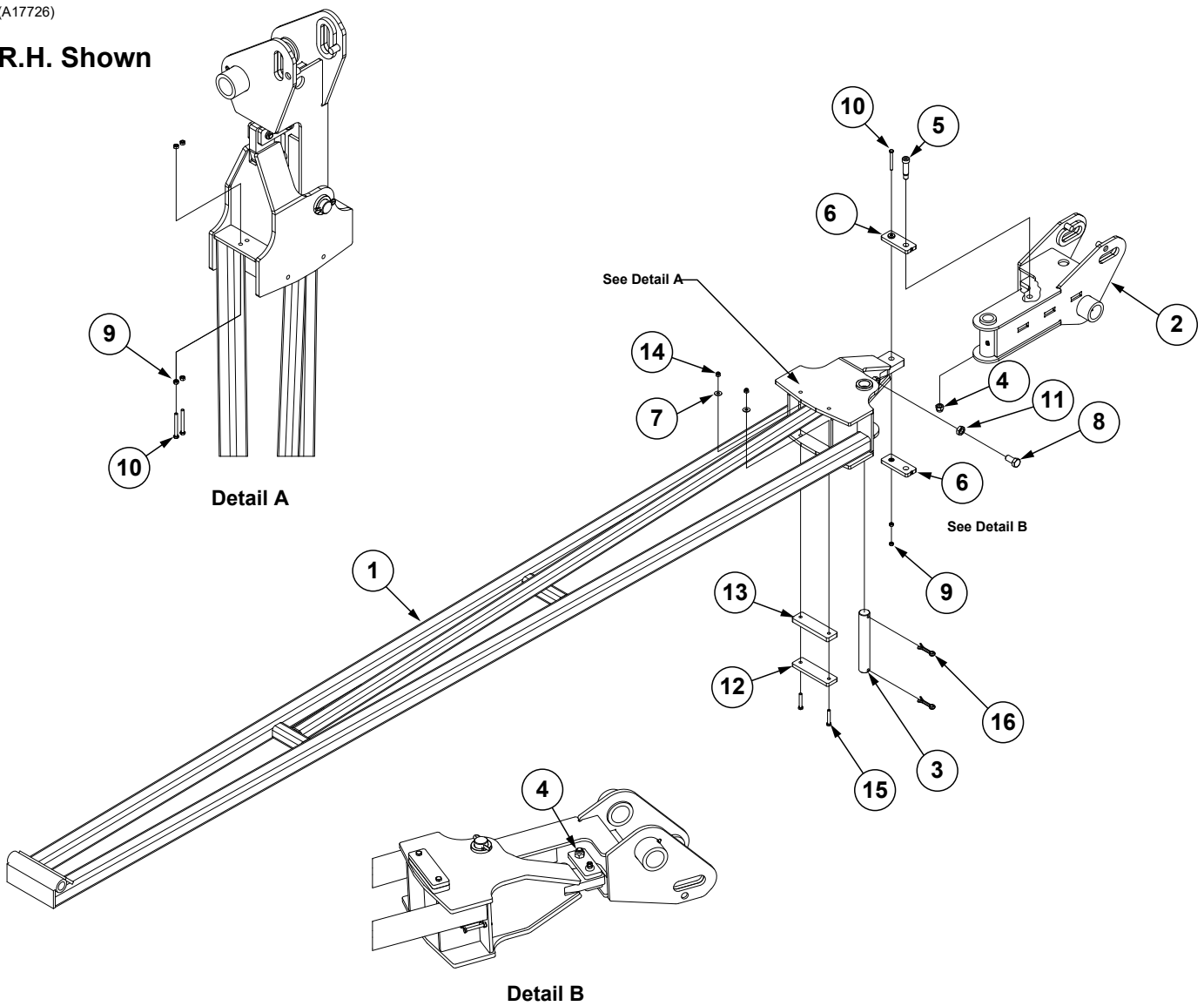
| ITEM | PART NO. | QTY. (Per Assy.) | DESCRIPTION |
|------|-----------|---------------------|---|
| 34 | G10460 | 4 | Cotter Pin, 1/4" x 2" |
| 35 | GD21540 | 1 | Grease Seal |
| 36 | G10141901 | 1 | Hex Head Cap Screw, 5/8"-11 x 1 3/4", Grade 8 |
| 37 | G6400-08 | 2 | Connector W/O-Ring, 3/4"-16 Male JIC To O-Ring |
| 38 | GA18861 | 1 | See "Row Marker Cylinder" on page P109 |
| 39 | GD8218 | 1 | Yoke |
| 40 | GD11115 | 1 | Plain Yoke |
| 41 | G10585 | 2 | Hex Head Cap Screw, 1/2"-13 x 3/4" |
| 42 | G10503 | 1 | Hex Jam Nut, 5/8"-11, Grade 2 |
| 43 | GD28630 | 1 | Wire Rope, 153 3/4" |
| 44 | GD0840 | 1 | Dust Cap |
| 45 | G10544 | 1 | Cotter Pin, 5/32" x 1" |
| 46 | --- | --- | --- |
| 47 | GD26954 | 2 | Shim Stop |
| 48 | GD26955 | 1 | Stop Pad |
| 49 | G11570 | 2 | Hex Flat Head Cap Screw, 1/4"-20 x 1 1/2" |
| 50 | G11385 | 2 | Flat Washer, 1/4" SAE |
| 51 | G10110 | 2 | Lock Nut, 1/4"-20, Grade B |
| 52 | GD4887-30 | 1 | Sleeve, 1" O.D. x .562" I.D. x 2" |
| 53 | GD5900-37 | 2 | Sleeve, 1 1/2" O.D. x 1" x 1/2" |
| 54 | G10481001 | 1 | Bolt Plate |
| 55 | GD7904-09 | 1 | Sleeve, 5/8" O.D. x .509" I.D. x 2 5/8" |
| 56 | G11396 | 2 | Flat Washer, 1/4" SAE |
| 57 | G10336 | 2 | Machine Bushing, 2 1/8", 14 Gauge (.0747"), R.H. Marker |
| | G11396 | | Flat Washer, 1/4" SAE, L.H. Marker |
| 58 | GD4887-01 | 1 | Sleeve, 1/2" I.D. x 5/8" Long |
| 59 | GA24736 | 1 | Marker Mount |
| 60 | GD3248 | 4 | Lug Bolt, 1/2"-20 x 1 1/4" |
| 61 | GA0245 | 1 | Bearing |
| 62 | GA26876 | 1 | Hub W/Cups, 4 Bolt |
| | GR0151 | - | Outer Cup (Included W/GA26876) |
| | GR0150 | - | Inner Cup (Included W/GA26876) |
| | GB0165 | - | Hub, 4 Bolt (Included W/GA26876) |
| 63 | GA0257 | 1 | Bearing |
| 64 | G11391 | 2 | Flat Washer, 5/8" SAE |
| 65 | G10725 | 1 | Slotted Hex Nut, 5/8"-18 |
| 66 | GD2597 | 1 | Retainer |

*Specific brand requests will be supplied only as available from current Kinze Repair Parts stock. If a specific brand requested is not in stock, the brand available will be supplied.

This page left blank intentionally.

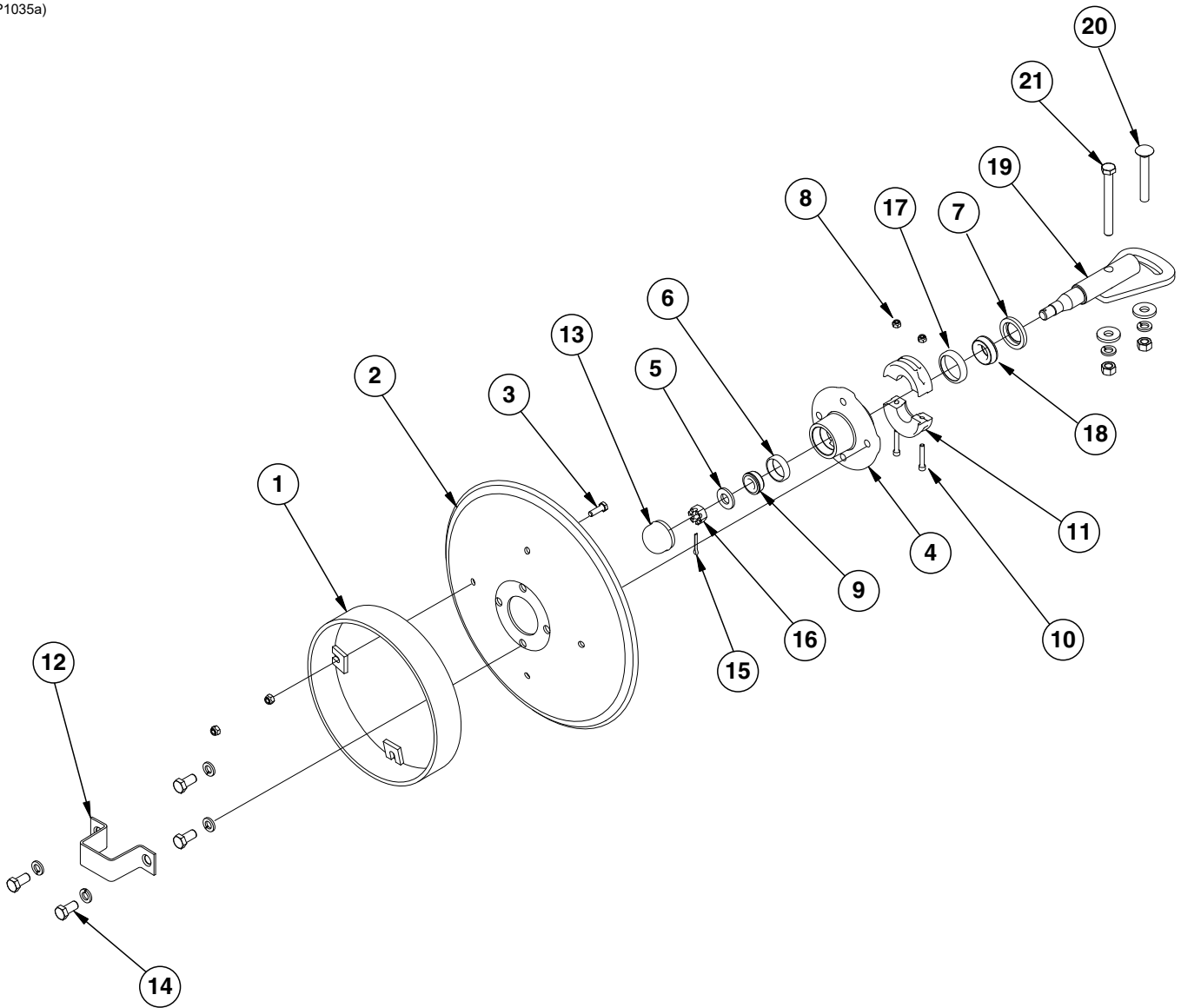
(A17726)

R.H. Shown



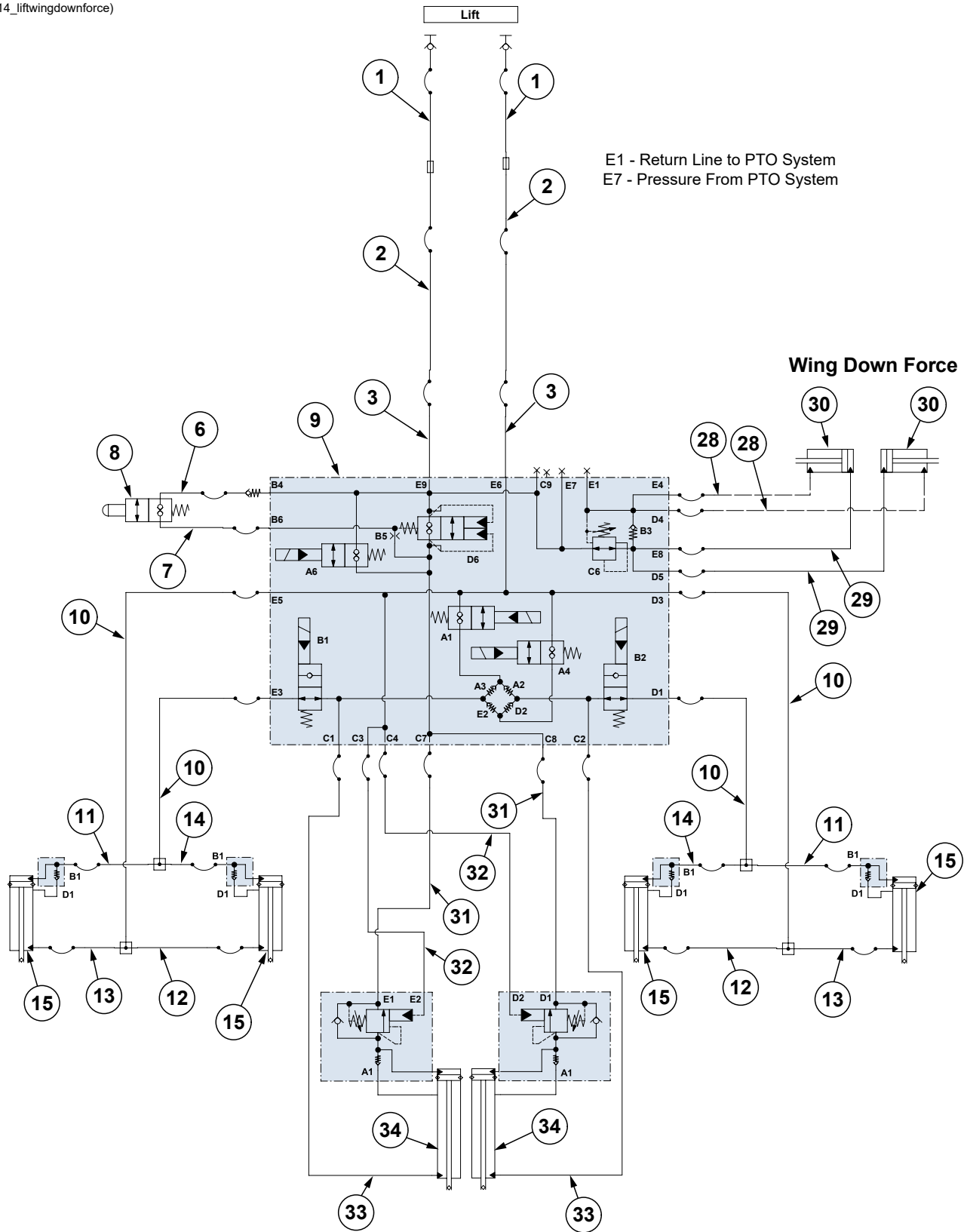
| ITEM | PART NO. | QTY. (Per Assy.) | DESCRIPTION |
|------|----------|---------------------|--------------------------------------|
| 1 | GA18610 | 1 | Second Stage, R.H. |
| | GA18611 | - | Second Stage, L.H. |
| 2 | GA18870 | 1 | R.H. Second Stage Knuckle |
| | GA18869 | - | L.H. Second Stage Knuckle |
| 3 | GD25959 | 1 | Breakaway Pivot Pin |
| 4 | G10107 | 1 | Lock Nut, 5/8"-11 |
| 5 | GD36716 | 1 | Shoulder Bolt, 5/8"-11 x 2" |
| 6 | GA18485 | 2 | Shear Strap |
| 7 | G10210 | 2 | Washer, 3/8" USS |
| 8 | G10025 | 1 | Hex Head Cap Screw, 3/4"-10 x 1 1/2" |
| 9 | G10106 | 6 | Hex Nut, 5/16"-18 |
| 10 | G11553 | 3 | Hex Head Cap Screw, 5/16"-18 x 3" |
| 11 | G11087 | 1 | Hex Nut, 3/4"-10 |
| 12 | GD26204 | 1 | Stop Pad |
| 13 | GD25965 | 1 | Mount Spacer |
| 14 | G10108 | 2 | Lock Nut, 3/8"-16 |
| 15 | G10939 | 2 | Hex Head Cap Screw, 3/8"-16 x 2 1/4" |
| 16 | G10468 | 2 | Cotter Pin, 3/8" x 2" |

(IP1035a)



| ITEM | PART NO. | QTY. (Per Assy.) | DESCRIPTION |
|------|----------|---------------------|--|
| 1 | GA5853 | 1 | Depth Band |
| 2 | GD0746 | 1 | Disc Blade, Solid, 16" (Shown) |
| | GD10283 | - | Disc Blade, Notched, 16" (Optional) |
| 3 | G10019 | 4 | Hex Head Cap Screw, 5/16"-18 x 1" |
| | G10109 | 4 | Lock Nut, 5/16"-18, Grade 8 |
| 4 | GA26876 | 1 | Hub W/Cups, 4 Bolt (Includes Items 6 and 17) |
| 5 | G11391 | 1 | Flat Washer, 5/8" SAE |
| 6 | GR0151 | 1 | Outer Cup |
| 7 | GD21540 | 1 | Grease Seal |
| 8 | G10110 | 2 | Lock Nut, 1/4"-20, Grade B |
| 9 | GA0257 | 1 | Bearing |
| 10 | G11418 | 2 | Hex Socket Head Cap Screw, 1/4"-20 x 1 1/2" |
| 11 | GB0554 | 2 | Hub Shield |
| 12 | GD2597 | 1 | Retainer |
| 13 | GD0840 | 1 | Dust Cap |
| 14 | G10722 | 4 | Hex Head Cap Screw, 1/2"-20 x 1" |
| | G10228 | 4 | Lock Washer, 1/2" |
| 15 | G10544 | 1 | Cotter Pin, 5/32" x 1" |
| 16 | G10725 | 1 | Slotted Hex Nut, 5/8"-18 |
| 17 | GR0150 | 1 | Inner Cup |
| 18 | GA0245 | 1 | Bearing |
| 19 | GA15151 | 1 | Spindle |
| 20 | G10844 | 1 | Carriage Bolt, 1/2"-13 x 3 1/2" |
| | G10168 | 1 | Machine Bushing, 1/2", 7 Gauge |
| | G10228 | 1 | Lock Washer, 1/2" |
| | G10102 | 1 | Hex Nut, 1/2"-13 |
| 21 | G10045 | 1 | Hex Head Cap Screw, 1/2"-13 x 4 1/2" |
| | G10168 | 1 | Machine Bushing, 1/2", 7 Gauge |
| | G10228 | 1 | Lock Washer, 1/2" |
| | G10102 | 1 | Hex Nut, 1/2"-13 |
| A | GA26909 | - | Marker Hub Assembly, (Items 4-19) |

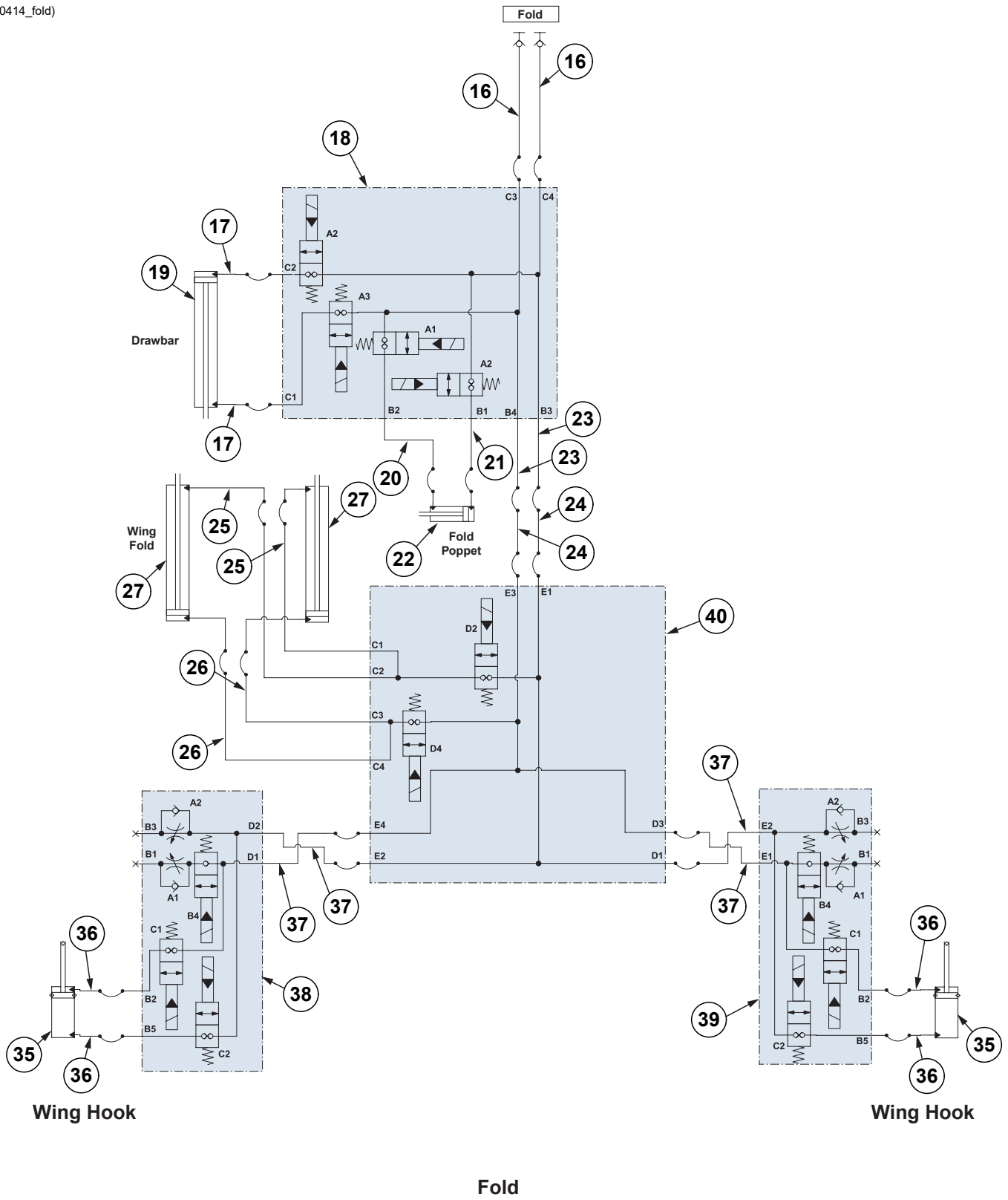
(Z0414_liftwingdownforce)



Lift/Wing Down Force

Continued on following pages.

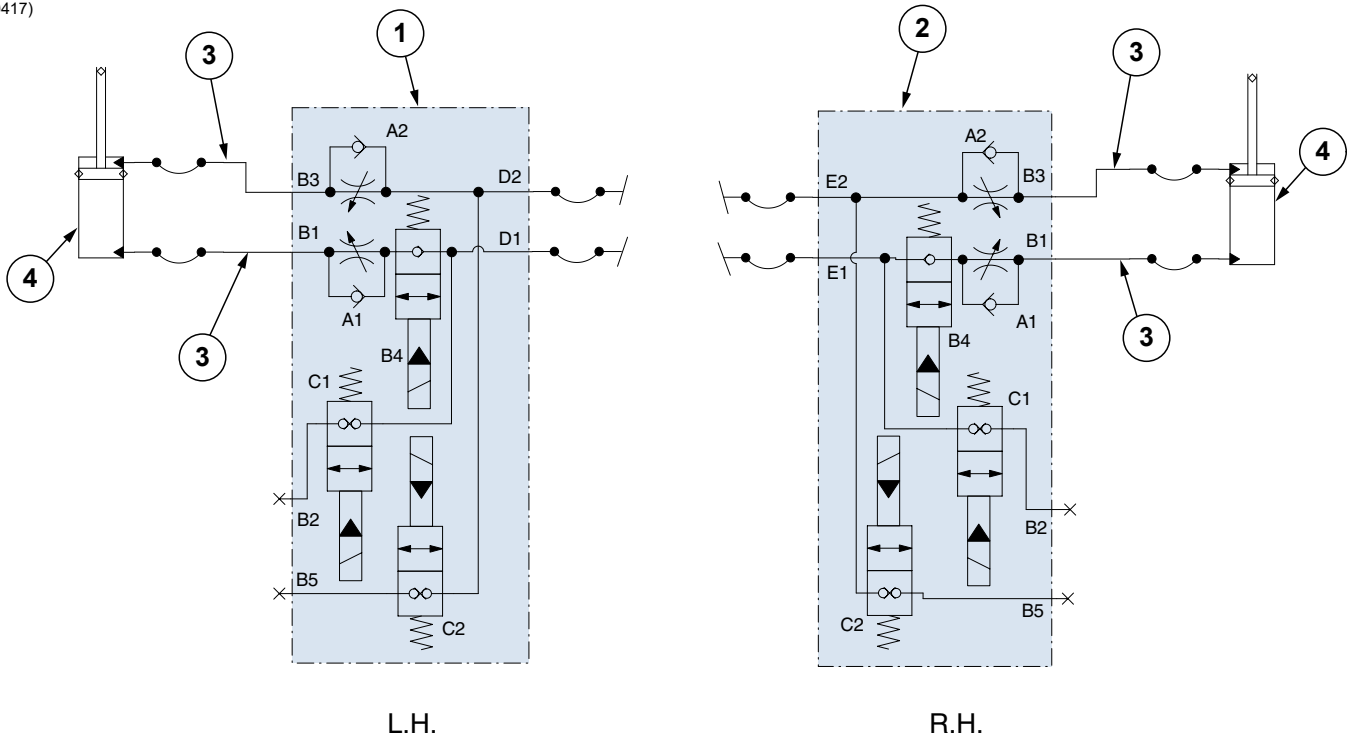
(Z0414_fold)



| ITEM | PART NO. | QTY. | DESCRIPTION |
|------|-------------|------|---|
| 1 | *A21545-114 | 2 | Hose Assembly, 5/8" AR x 114" (1/2M NPTF W/TIP - 10F) W/Cap |
| 2 | *A21536-255 | 2 | Hose Assembly, 5/8" AR x 255" (10F - 10M) |
| 3 | *A11481-186 | 2 | Hose Assembly, 5/8" AR x 186" (10F - 10F) |
| 4 | *A25693-255 | 1 | Hose Assembly, 3/8" AR x 255" (10F - 06M) |
| 5 | *A25691-174 | 1 | Hose Assembly, 3/8" AR x 174" (06F - 06F) |
| 6 | *A18699-38 | 1 | Hose Assembly, 1/4" AR x 38" (06F - 06F90) |
| 7 | *A18699-42 | 1 | Hose Assembly, 1/4" AR x 42" (06F - 06F90) |
| 8 | GA15784 | 1 | Interlock Valve |
| 9 | --- | 1 | See "Lift/Down Force Manifold Block" on page P147 |
| 10 | *A18630-326 | 4 | Hose Assembly, 1/2" AR x 326" (08F - 08F) |
| 11 | *A15035-22 | 2 | Hose Assembly, 3/8" AR x 22" (06F - 08F) |
| 12 | *A26930-28 | 2 | Hose Assembly, 3/8" AR x 28" (08M - 08F) |
| 13 | *A26930-22 | 2 | Hose Assembly, 3/8" AR x 22" (08M - 08F) |
| 14 | *A15035-28 | 2 | Hose Assembly, 3/8" AR x 28" (06F - 06F) |
| 15 | GA26376 | 4 | See "Wing Cylinder" on page P139 |
| 16 | *A18690-115 | 2 | Hose Assembly, 1/2" AR x 115" (1/2M NPTF W/SP Tip -08F) W/Cap |
| 17 | *A26660-54 | 2 | Hose Assembly, 3/8" AR x 54" (06F - 08F STD 90) |
| 18 | --- | 1 | See "Hydraulic Valve Block on Front Hitch" on page P149 |
| 19 | GA24861 | 1 | See "Drawbar Hitch Cylinder" on page P136 |
| 20 | *A7678-17 | 1 | Hose Assembly, 1/4" x 17" (04F - 04F) |
| 21 | *A7678-19 | 1 | Hose Assembly, 1/4" x 19" (04F-04F) |
| 22 | GA9205 | 1 | See "Tongue Lock Cylinder" on page P138 |
| 23 | *A25704-255 | 2 | Hose Assembly, 1/2" AR x 255" (08F - 08M) |
| 24 | *A18630-186 | 2 | Hose Assembly, 1/2" AR x 186" (08F - 08F) |
| 25 | *A25691-103 | 2 | Hose Assembly, 3/8" AR x 103" (06F-06F) |
| 26 | *A25691-76 | 2 | Hose Assembly, 3/8" AR x 76" (06F - 06F) |
| 27 | GA26222 | 2 | See "Fold Cylinder" on page P137 |
| 28 | *A25691-128 | 2 | Hose Assembly, 3/8" AR x 128" (06F-06F) |
| 29 | *A25691-114 | 2 | Hose Assembly 3/8" AR X 114" (06F - 06F) |
| 30 | G10342101 | 2 | See "Wing Down Pressure Cylinder" on page P143 |
| 31 | *A18686-60 | 2 | Hose Assembly, 1/2" AR x 60" (08F - 08F90S) |
| 32 | *A7684-60 | 2 | Hose Assembly, 1/4" AR x 60" (04F - 04F) |
| 33 | *A18630-72 | 2 | Hose Assembly, 1/2" AR x 72" (08F - 08F) |
| 34 | GA27043 | 2 | See "Master Cylinder (Center)" on page P141 |
| 35 | GA24999 | 2 | See "Wing Latch Cylinder" on page P146 |
| 36 | *A7688-24 | 4 | Hose Assembly, 1/4" AR x 24" (04F - 04F90S) |
| 37 | *A25691-354 | 4 | Hose Assembly, 3/8" AR x 354" (06F - 06F) |
| 38 | --- | 1 | See "Hydraulic Valve Block on Outer Wings" on page P150 |
| 39 | --- | 1 | See "Hydraulic Valve Block on Outer Wings" on page P150 |
| 40 | --- | 1 | See "Fold/Marker Manifold Block" on page P151 |

* Hydraulic hose is not stocked by Kinze Repair Parts.

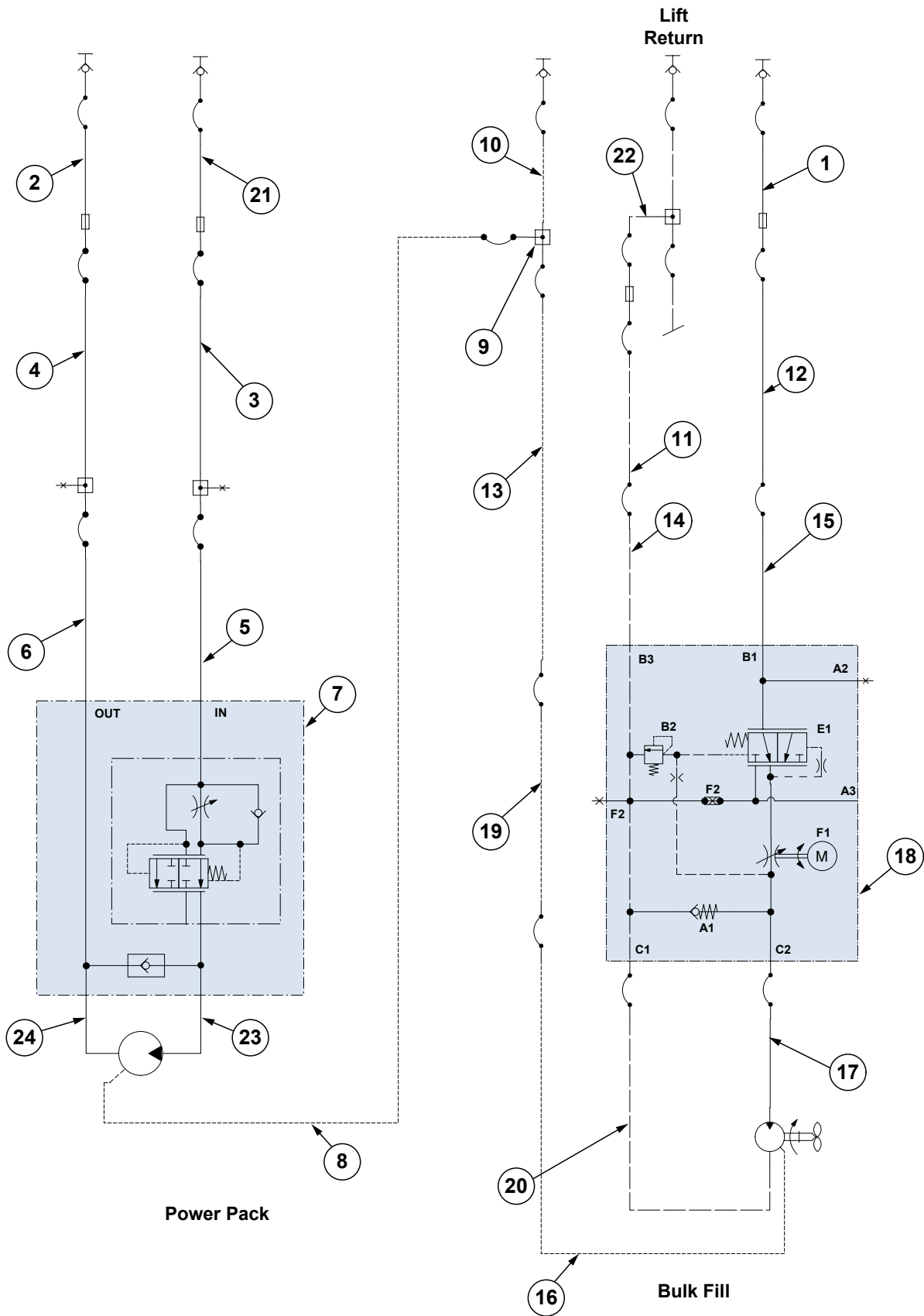
(Z0417)



| ITEM | PART NO. | QTY. | DESCRIPTION |
|------|------------|------|---|
| 1 | --- | 1 | See "Hydraulic Valve Block on Outer Wings" on page P150 |
| 2 | --- | 1 | See "Hydraulic Valve Block on Outer Wings" on page P150 |
| 3 | *A25696-62 | 4 | Hose Assembly, 3/8" AR x 62" (06F-06F90L) |
| 4 | GA18861 | 2 | See "Row Marker Cylinder" on page P133 |

* Hydraulic hose is not stocked by Kinze Repair Parts.

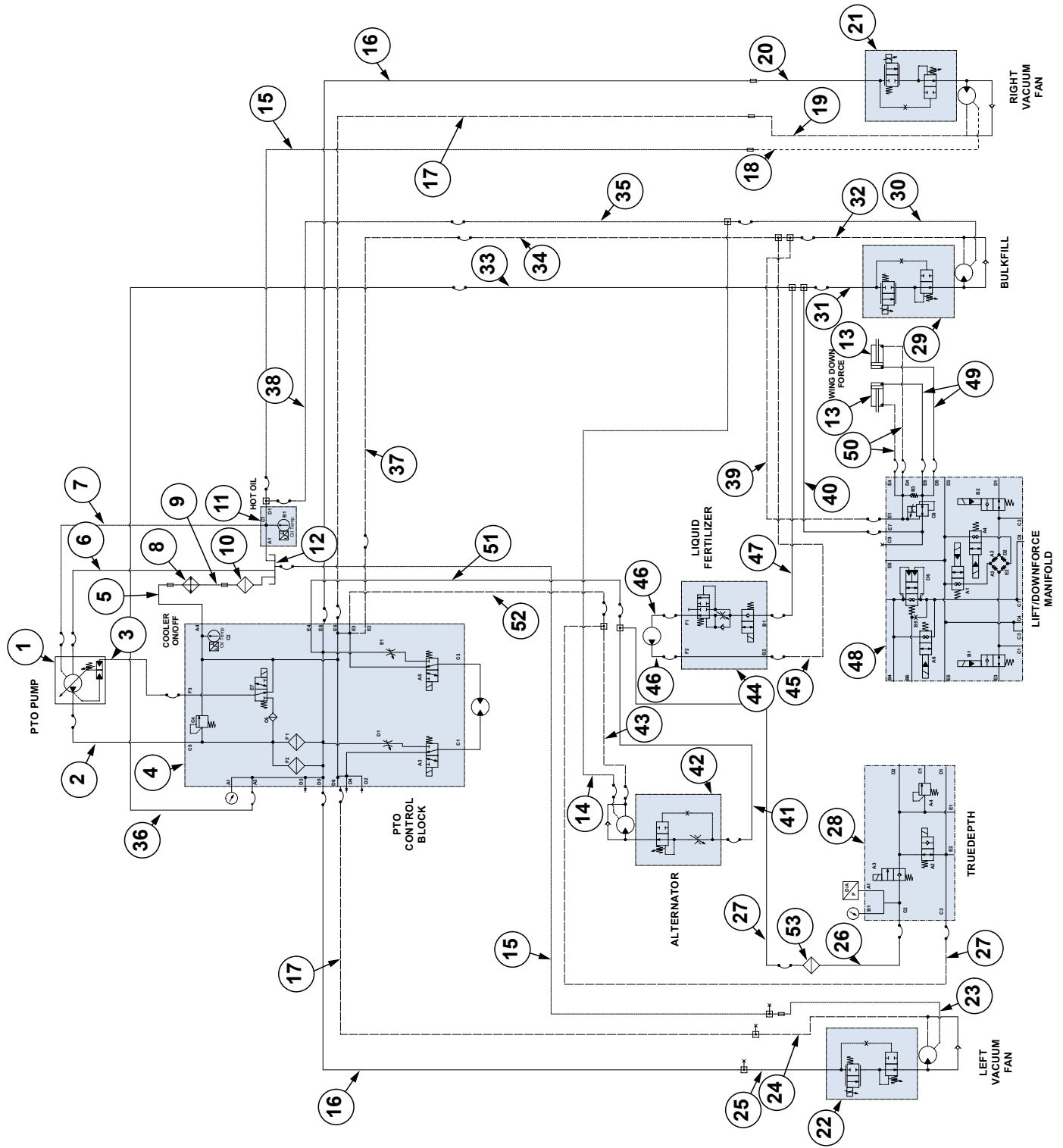
(Z0418)



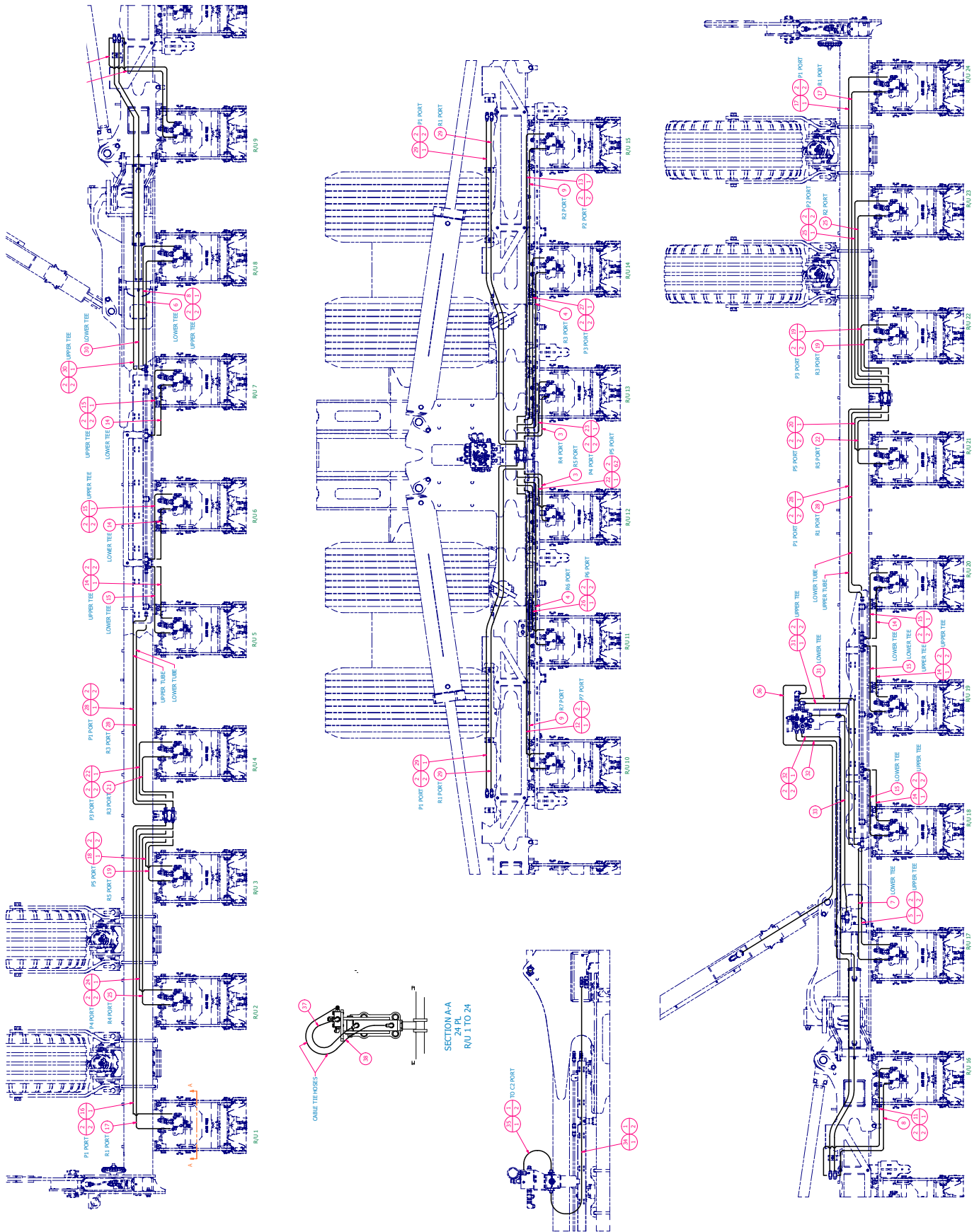
| ITEM | PART NO. | QTY. | DESCRIPTION |
|------|-------------|------|---|
| 1 | *A18689-115 | 1 | Hose Assembly, 1/2" AR X 115" (1/2M NPTF W/TIP-08F) W/Cap |
| 2 | *A21546-115 | 1 | Hose Assembly, 5/8" AR x 115" (1/2M NPTF W/SP Tip-10F) W/Cap |
| 3 | *A25704-285 | 1 | Hose Assembly, 1/2" AR x 285" (08F - 08M) |
| 4 | *A21525-285 | 1 | Hose Assembly, 5/8" x 285" (10F-10M) |
| 5 | *A18630-309 | 1 | Hose Assembly, 1/2" AR x 309" (08F-08F) |
| 6 | *A11481-309 | 1 | Hose Assembly, 5/8" AR x 309" (10F-10F) |
| 7 | --- | 1 | See "Power Pack Hydraulic Motor Valve Block" on page P163 |
| 8 | *A25691-148 | 1 | Hose Assembly, 3/8" AR x 148" (06F-06F) |
| 9 | 6602-06 | 1 | Swivel Tee, 9/16"-18 JIC |
| 10 | *A25695-115 | 1 | Hose Assembly, 3/8" AR x 115" (1/2M NPTF W/SP Tip-06F) |
| 11 | *A21536-255 | 1 | Hose Assembly, 5/8" AR x 255" (10F - 10M) |
| 12 | *A25704-255 | 1 | Hose Assembly, 1/2" x 255" (08F - 08M) |
| 13 | *A26659-255 | 1 | Hose Assembly, 3/8" AR x 255" (06F-06M) |
| 14 | *A11481-190 | 1 | Hose Assembly, 5/8" AR x 190" (10F-10F) |
| 15 | *A18630-190 | 1 | Hose Assembly, 1/2" AR x 190" (08F-08F) |
| 16 | *A25691-23 | 1 | Hose Assembly, 3/8" AR x 23" (06F-06F) |
| 17 | *A12011 | 1 | Hose Assembly, 3/8" x 20" (06F-06F) |
| 18 | --- | 1 | See "Bulk Fill Fan Valve Block" on page P157 |
| 19 | *A25691-178 | 1 | Hose Assembly, 3/8" AR x 178" (06F-06F) |
| 20 | *A25699-24 | 1 | Hose Assembly, 3/8" x 24" (08F-08F90S) |
| 21 | *A18692-115 | 1 | Hose Assembly, 1/2" AR x 115" (08F-1/2M NPTF W/Tip W/Cap) |
| 22 | *A21544-36 | 1 | Hose Assembly, 5/8" AR x 36" (10F-10F90S) |
| 23 | *A18671-18 | 1 | Hose Assembly, 1/2" x 18" (08F-08F90S) |
| 24 | *A25706-20 | 1 | Hose Assembly, 1/2" x 20" (10F-10F90S) |

* Hydraulic hose is not stocked by Kinze Repair Parts.

(10152901)



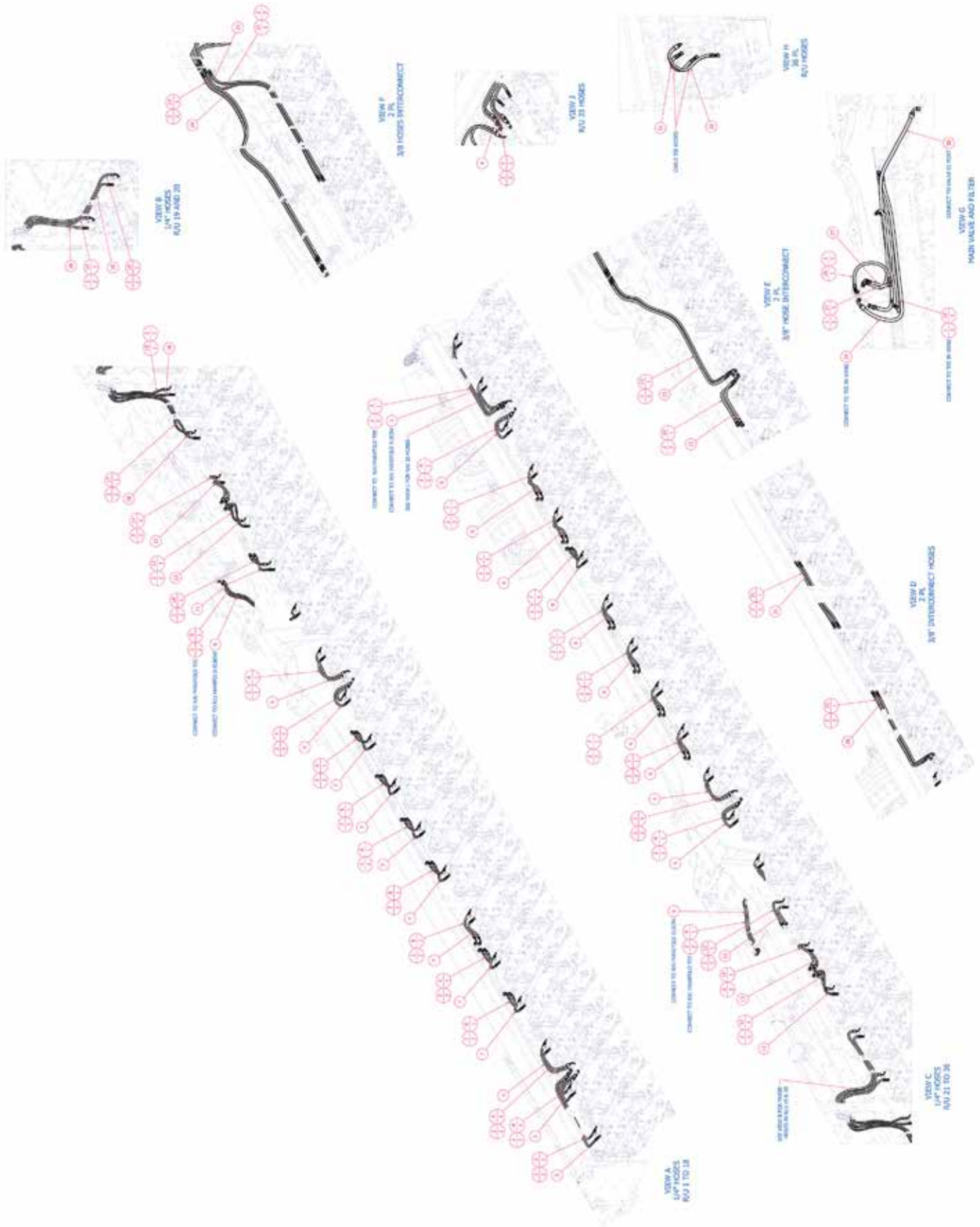
| ITEM | PART NO. | QTY. | DESCRIPTION |
|------|-------------|------|---|
| 1 | --- | 1 | See "PTO Pump" on page P158 |
| 2 | *A12992-115 | 1 | Hose Assembly, 1" AR x 115" (16F-16F90M) |
| 3 | *A7684-112 | 1 | Hose Assembly, ¼" AR x 112" (04F-04F) |
| 4 | --- | 1 | See "PTO Reservoir Block Assembly" on page P161 |
| 5 | G10192301 | 1 | Hydraulic Steel Line, 1" |
| 6 | *A27230-92 | 1 | Hose Assembly, 2" x 92" (32F-OE) |
| 7 | *A25696-101 | 1 | Hose Assembly, ¾" AR x 101" (06F-06F90L) |
| 8 | G10192201 | 1 | Fan and Cooler Assembly |
| 9 | G10192401 | 1 | Hydraulic Steel Line, 1" |
| 10 | G10080501 | 1 | Tank Filter Assembly |
| 11 | --- | 1 | See "PTO Case Drain Recovery Block Assembly" on page P168 |
| 12 | --- | 1 | See "Hydraulic PTO Pump System" on page P55 |
| 13 | G10342101 | 2 | See "Wing Down Pressure Cylinder" on page P143 |
| 14 | *A25691-178 | 1 | Hose Assembly, ¾" AR x 178" (06F-06F) |
| 15 | *A26659-323 | 2 | Hose Assembly, ¾" AR x 323" (06F - 06M JIC) |
| 16 | *A25704-323 | 2 | Hose Assembly, ½" AR x 323" (08F-08M JIC) |
| 17 | *A21536-323 | 2 | Hose Assembly, ⅝" AR x 323" (10F - 10M JIC) |
| 18 | G10145501 | 1 | Hydraulic Steel Line, ⅜" (R.H.) |
| 19 | G10145901 | 1 | Hydraulic Steel Line, ⅝", (R.H.) |
| 20 | G10145701 | 1 | Hydraulic Steel Line, ½" (R.H.) |
| 21 | --- | 1 | See "Vacuum Fan Assembly" on page P54 |
| 22 | G10197901 | 1 | See "Vacuum Fan Assembly" on page P54 |
| 23 | G10145401 | 1 | Hydraulic Steel Line, ⅜" (L.H.) |
| 24 | G10145801 | 1 | Hydraulic Steel Line, ⅝", (L.H.) |
| 25 | G10145601 | 1 | Hydraulic Steel Line, ½" (L.H.) |
| 26 | *A18671-20 | 1 | Hose Assembly, ½ x 20" (08F - 08F90S) |
| 27 | *A18671-64 | 2 | Hose Assembly, ½" x 56" (08F - 08F90S) |
| 28 | --- | 1 | See "Down Force Manifold Block Assembly" on page P152 |
| 29 | --- | 1 | See "Bulk Fill Fan Assembly" on page P61 |
| 30 | *A25691-32 | 1 | Hose Assembly, ¾" AR x 32" (06F - 06F) |
| 31 | *A18686-30 | 1 | Hose Assembly, ½" AR x 30" (08F - 08F90S) |
| 32 | *A11481-25 | 1 | Hose Assembly, 5/8" AR x 25" (10F-10F) |
| 33 | *A18630-190 | 2 | Hose Assembly, ½" AR x 190" (08F-08F) |
| 34 | *A11481-190 | 2 | Hose Assembly, ⅝" AR x 190" (10F-10F) |
| 35 | *A25691-148 | 1 | Hose Assembly, ¾" AR x 148" (06F-06F) |
| 36 | *A25704-255 | 1 | Hose Assembly, ½" x 255" (08F - 08M) |
| 37 | *A21536-255 | 1 | Hose Assembly, ⅝" AR x 255" (10F - 10M) |
| 38 | *A26659-255 | 1 | Hose Assembly, ¾" AR x 255" (06F-06M) |
| 39 | *A18686-24 | 1 | Hose Assembly, ½" AR x 24" (08F - 08F90S) |
| 40 | *A18696-22 | 1 | Hose Assembly, ½" AR x 22" (08F - 10F90S) |
| 41 | *A18630-309 | 1 | Hose Assembly, ½" AR x 309" (08F-08F) |
| 42 | --- | 1 | See "Power Pack Hydraulic Motor Valve Block" on page P163 |
| 43 | *A11481-309 | 1 | Hose Assembly, ⅝" AR x 309" (10F-10F) |
| 44 | --- | 1 | See "Hydraulic Fertilizer Block" on page P167 |
| 45 | *A18672-137 | 1 | Hose Assembly, ½" AR x 137" (08F-10F) |
| 46 | *A1073 | 2 | Hose Assembly, ⅜" x 18" (08F-08F) |
| 47 | *A15032-137 | 1 | Hose Assembly, 3/8" AR x 137" (08F-08F) |
| 48 | --- | 1 | See "Lift/Down Force Manifold Block" on page P147 |
| 49 | *A25691-114 | 2 | Hose Assembly ¾" AR X 114" (06F - 06F) |
| 50 | *A25691-128 | 2 | Hose Assembly, ¾" AR x 128" (06F-06F) |
| 51 | *A25704-285 | 1 | Hose Assembly, ½" AR x 285" (08F - 08M) |
| 52 | *A21536-285 | 1 | Hose Assembly, ⅝" AR x 285" (10F - 10M) |
| 53 | GA25857 | 1 | In-Line Filter Assembly |



| ITEM | PART NO. | QTY. | DESCRIPTION |
|------|-------------|------|--|
| 1 | GD10057-20 | 4 | Hose Identification Sleeve, Purple PP |
| 2 | GD35904-01 | 62 | Hose Identification Sleeve, Purple PP |
| 3 | *A7678-31 | 2 | Hose Assembly 1/4" x 31" (04F-04F) |
| 4 | *A7678-63 | 2 | Hose Assembly 1/4" x 63" (04F - 04F) |
| 5 | *A7680-30 | 1 | Hose Assembly 1/4" x 30" (04F - 06F) |
| 6 | *A7680-32 | 1 | Hose Assembly 1/4" x 32" (04F-06F) |
| 7 | *A7680-34 | 1 | Hose Assembly 1/4" x 34" (04F - 06F) |
| 8 | *A7680-37 | 3 | Hose Assembly 1/4" x 37" (04F - 06F) |
| 9 | *A7680-93 | 2 | Hose Assembly 1/4" x 93" (04F - 06F) |
| 10 | *A7681-35 | 1 | Hose Assembly, 1/4" x 35" (04F90S-06F) |
| 11 | *A7681-40 | 1 | Hose Assembly, 1/4" x 40" (04F90S - 06F) |
| 12 | *A7681-90 | 1 | Hose Assembly, 1/4" x 90" (04F90S - 06F) |
| 13 | *A7681-95 | 1 | Hose Assembly, 1/4" x 95" (04F90S - 06F) |
| 14 | *A7685-18 | 6 | Hose Assembly, 1/4" x 18" (04F - 06F90S) |
| 15 | *A7685-21 | 6 | Hose Assembly, 1/4" x 21" (04F - 06F90S) |
| 16 | *A7685-84 | 1 | Hose Assembly, 1/4" x 84" (04F - 06F90S) |
| 17 | *A7685-89 | 3 | Hose Assembly, 1/4" x 89" (04F - 06F90S) |
| 18 | *A7686-22 | 1 | Hose Assembly, 1/4" x 22" (04F - 04F90L) |
| 19 | *A7686-27 | 3 | Hose Assembly, 1/4" x 27" (04F - 04F90L) |
| 20 | *A7690-24 | 1 | Hose Assembly, 1/4" x 24" (04F - 04F90S) |
| 21 | *A7690-26 | 1 | Hose Assembly, 1/4" x 26" (04F - 04F90S) |
| 22 | *A7690-29 | 3 | Hose Assembly, 1/4" x 29" (04F - 04F90S) |
| 23 | *A7690-34 | 1 | Hose Assembly, 1/4" x 34" (04F - 04F90S) |
| 24 | *A7690-53 | 1 | Hose Assembly, 1/4" x 53" (04F - 04F90S) |
| 25 | *A7690-58 | 3 | Hose Assembly, 1/4" x 58" (04F - 04F90S) |
| 26 | *A7690-60 | 1 | Hose Assembly, 1/4" x 60" (04F - 04F90S) |
| 27 | *A7690-65 | 1 | Hose Assembly, 1/4" x 65" (04F - 04F90S) |
| 28 | *A15075-56 | 4 | Hose Assembly, 1/4" x 56" (06F90S - 06M) |
| 29 | *A15081-87 | 4 | Hose Assembly, 3/8" x 87" (06F - 06F) |
| 30 | *A25692-86 | 2 | Hose Assembly, 3/8" AR x 86" (06F - 06F90S) |
| 31 | *A26657-51 | 2 | Hose Assembly, 3/8" x 56" (06F90S - 08F) |
| 32 | *A26658-128 | 2 | Hose Assembly, 3/8" AR x 128" (06F - 08F90S) |
| 33 | *A21542-72 | 1 | Hose Assembly, 5/8" x 72" (10F - 10F90M) |
| 34 | *A18671-64 | 1 | Hose Assembly, 1/2" x 56" (08F - 08F90S) |
| 35 | *A18671-20 | 1 | Hose Assembly, 1/2" x 20" (08F - 08F90S) |
| 36 | *A21544-97 | 1 | Hose Assembly, 5/8" AR x 97" (10F - 10F90S) |
| 37 | *A7678-12 | 24 | Hose Assembly, 1/4" x 12" (04F - 04F) |
| 38 | *A7677-20 | 24 | Hose Assembly, 1/4" x 20" (04F - 04F STD 90) |

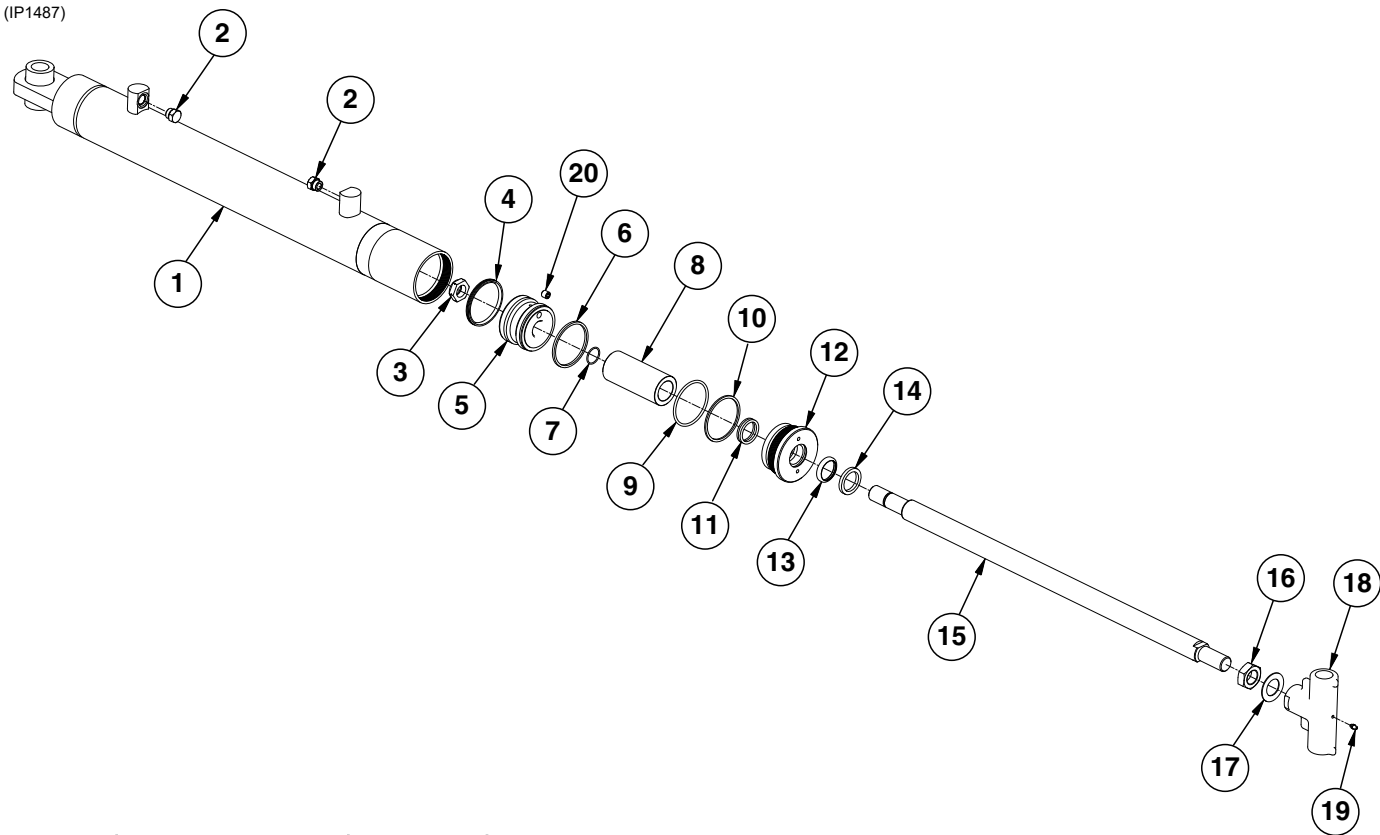
* Hydraulic hose is not stocked by Kinze Repair Parts.

(A26758)



| ITEM | PART NO. | QTY. | DESCRIPTION |
|------|------------|------|--|
| 1 | GD10057-20 | 6 | Hose Identification Sleeve, Purple PP |
| 2 | GD35904-01 | 96 | Hose Identification Sleeve, Purple PP |
| 3 | *A7685-40 | 4 | Hose Assembly, ¼" x 40" (04F - 06F90S) |
| 4 | *A7677-17 | 8 | Hose Assembly, ¼" x 17" (04F - 04F90M) |
| 5 | *A7677-21 | 8 | Hose Assembly, ¼" x 21" (04F-04F STD 90) |
| 6 | *A7685-11 | 12 | Hose Assembly, ¼" x 11" (04F-06F90S) |
| 7 | *A7685-14 | 14 | Hose Assembly, ¼" x 14" (04F - 06F90S) |
| 8 | *A7685-17 | 2 | Hose Assembly, ¼" x 17" (04F - 06F90S) |
| 9 | *A7687-44 | 4 | Hose Assembly, ¼" AR x 44" (04F-06F90S) |
| 10 | *A7681-10 | 1 | Hose Assembly, ¼" x 10" (04F90S - 06F) |
| 11 | *A7680-14 | 2 | Hose Assembly, ¼" x 14" (04F-04F) |
| 12 | *A7681-15 | 3 | Hose Assembly, ¼" x 15" (04F 90S-06F) |
| 13 | *A7680-20 | 4 | Hose Assembly, ¼" x 20" (04F-06F) |
| 14 | *A7681-22 | 2 | Hose Assembly, ¼" x 22" (04F90S - 06F) |
| 15 | *A7677-27 | 2 | Hose Assembly, ¼" x 27" (04F - 04F90M) |
| 16 | *A7678-26 | 2 | Hose Assembly, ¼" x 26" (04F - 04F) |
| 17 | *A7677-46 | 1 | Hose Assembly, ¼" x 46" (04F - 04F90M) |
| 18 | *A7678-46 | 2 | Hose Assembly, ¼" x 46" (04F - 04F) |
| 19 | *A7677-51 | 1 | Hose Assembly, ¼" x 51" (04F - 04F90M) |
| 20 | *A15072-40 | 4 | Hose Assembly, ⅜" x 40" (06F - 06F90M) |
| 21 | *A12002 | 4 | Hose Assembly, ⅜" x 32" (06F-06F) |
| 22 | *A25697-25 | 4 | Hose Assembly, ⅜" x 25" (06F90 - 08F) |
| 23 | *A25692-70 | 4 | Hose Assembly, ⅜" AR x 70" (06F - 06F90S) |
| 24 | *A15081-87 | 4 | Hose Assembly, ⅜" x 87" (06F - 06F) |
| 25 | *A15081-69 | 4 | Hose Assembly, ⅜" x 69" (06F - 06F) |
| 26 | *A18671-26 | 1 | Hose Assembly, ½" x 26" (08F - 08F90S) |
| 27 | *A18671-47 | 2 | Hose Assembly, ½" x 47" (08F - 08F90S) |
| 28 | *A18671-58 | 1 | Hose Assembly, ½" x 58" (08F - 08F90S) |
| 29 | *A21542-72 | 1 | Hose Assembly, ⅝" x 72" (10F - 10F90M) |
| 30 | *A21544-95 | 1 | Hose Assembly, ⅝" AR x 95" (10F - 10F90S) |
| 31 | *A7678-12 | 36 | Hose Assembly, ¼" x 12" (04F - 04F) |
| 32 | *A7677-20 | 36 | Hose Assembly, ¼" x 20" (04F - 04F STD 90) |

* Hydraulic hose is not stocked by Kinze Repair Parts.

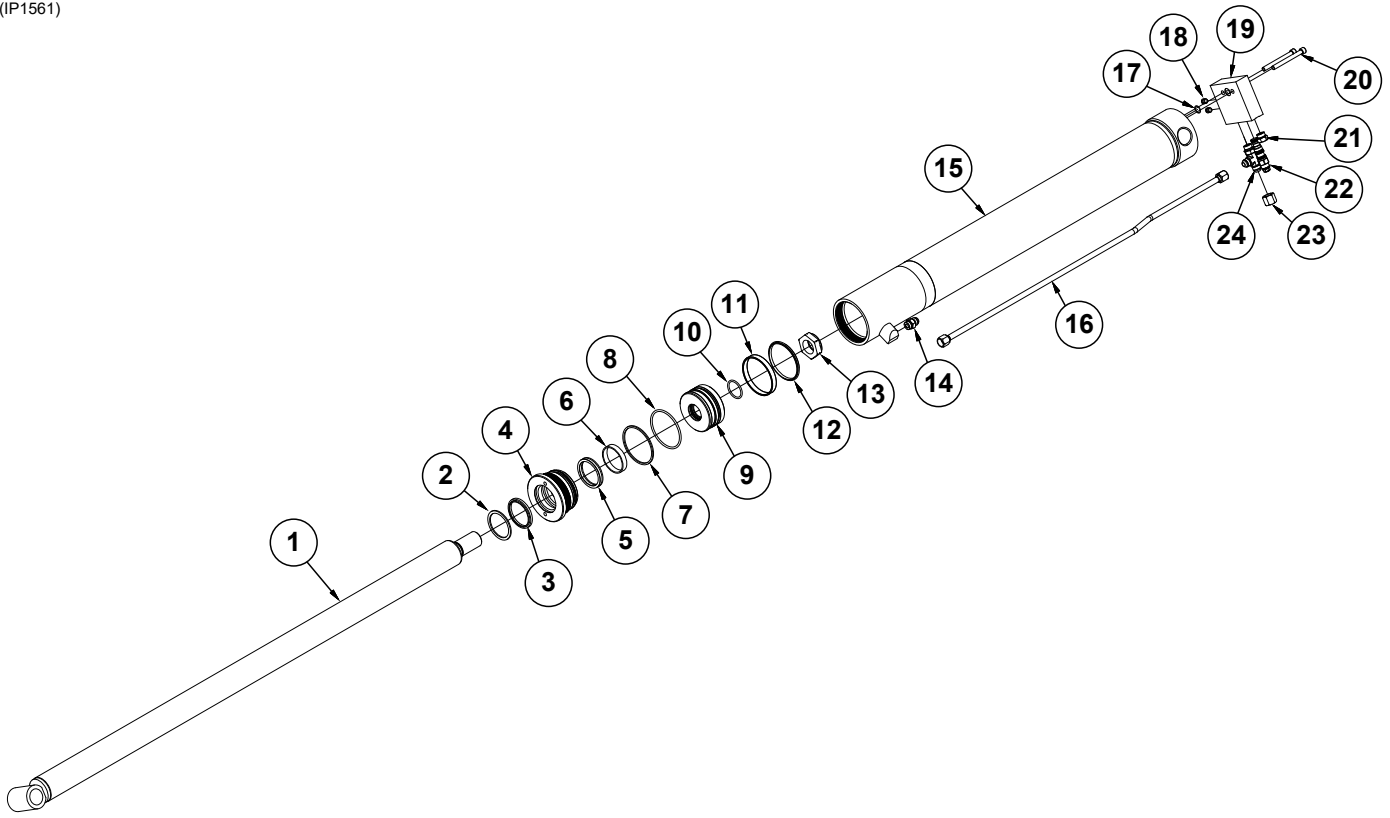


| ITEM | PART NO. | QTY. | DESCRIPTION |
|------|--------------------|--------|---|
| 1 | A18862 | 1 | Barrel |
| 2 | G6408-08 GR1037 | 2 - | Plug W/O-Ring, 3/4"-16 O-Ring O-Ring |
| 3 | G10948 | 1 | Lock Nut, 1 1/8"-12 |
| 4 | *A26168 | 1 | BP Piston Seal |
| 5 | GD26966 | 1 | Piston, 3 1/2" |
| 6 | *D12088 | 1 | Piston Ring, 3 1/2" |
| 7 | *D12245 | 1 | O-Ring, #122 |
| 8 | GD2745-28 | 1 | Sleeve, 2 1/4" O.D. x 5.19" |
| 9 | *D12231 | 1 | O-Ring, #338 |
| 10 | *D12232 | 1 | BU Ring |
| 11 | *D12252 | 1 | U-Cup |
| 12 | GD12548 | 1 | Gland |
| 13 | *D12206 | 1 | Wiper, 1 1/2" |
| 14 | *D12103 | 1 | Cast Iron Ring |
| 15 | GD27068 | 1 | Rod |
| 16 | G11907 | 1 | Hex Jam Nut, 1 1/8"-12 Grade 2 |
| 17 | GD27067 | 1 | Locking Device |
| 18 | GD27066 | 1 | Sleeve |
| 19 | G10640 | 1 | Grease Fitting, 1/4"-28 |
| 20 | GD11580 | 1 | Flow Restrictor Orifice, 1/2"-20 |
| A | GA18861 | - | Cylinder Complete, 3 1/2" x 20 3/4" (Part Number Stamped on Barrel) |
| B | GR1532 | 1 | Seal Kit, Includes: (1)Wiper, (2)O-Rings, (1)U-Cup, (1) BU Ring, (1)Cast Iron Ring, (1)T-Seal |

*Item is part of seal kit, item can not be purchased individually.

This page left blank intentionally.

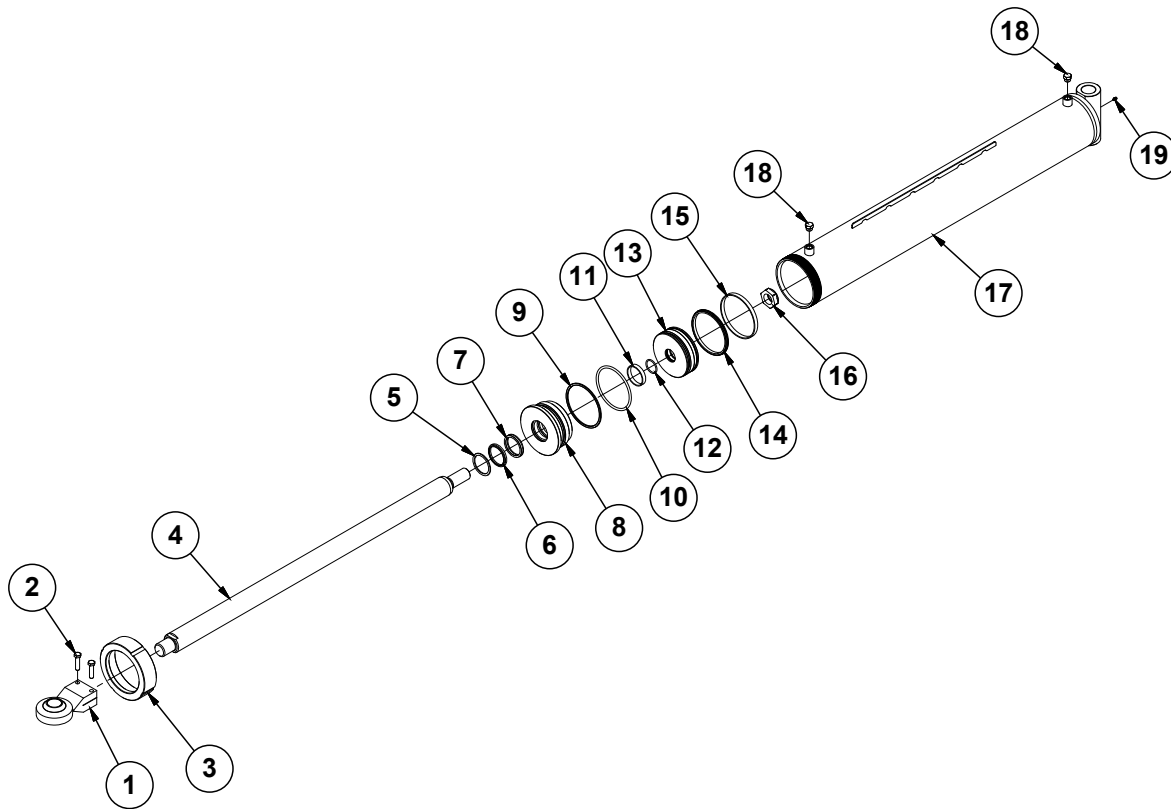
(IP1561)



| ITEM | PART NO. | QTY. | DESCRIPTION |
|------|--------------------|--------|---|
| 1 | GA24862 | 1 | Rod |
| 2 | *D12121 | 1 | Ring |
| 3 | *D12263 | 1 | Wiper |
| 4 | GD30273 | 1 | Head Gland |
| 5 | *D12264 | 1 | U-Cup |
| 6 | *D12137 | 1 | Wear Ring |
| 7 | *D12222 | 1 | Back-Up Ring, No. 342 |
| 8 | *D12221 | 1 | O-Ring, No. 342 |
| 9 | GD30274 | 1 | Piston |
| 10 | *D30432 | 1 | O-Ring, No. 223 |
| 11 | *D12120 | 1 | Wear Ring |
| 12 | *A24037 | 1 | BP Piston Seal |
| 13 | GD27238 | 1 | Nylon Lock Nut, 1½"-12, Grade 8 |
| 14 | G6400-08 GR1037 | 1 | Connector W/O-Ring, ¾"-16 Male JIC To O-Ring O-Ring |
| 15 | A24863 | 1 | Barrel |
| 16 | GA24865 | 1 | Steel Hydraulic Line |
| 17 | *D12239 | 1 | O-Ring, No. 016 |
| 18 | GD34751 | 2 | Plug |
| 19 | GD34750 | 1 | Manifold Block |
| 20 | G11947 | 2 | Hex Socket Head Cap Screw, ⅜"-16 x 2" |
| 21 | G6408-08 GR1037 | 1 - | Plug W/O-Ring, ¾"-16 O-Ring O-Ring |
| 22 | GA8882 | 1 | Counter Balance Valve |
| 23 | G304-C-8 | 1 | Cap Nut, ¾"-16 |
| 24 | G6804-08 | 1 | Adjustable Tee, ¾"-16 Male JIC To O-Ring |
| A | GA24861 | - | Cylinder Complete (<i>Part Number Stamped on Barrel</i>) |
| B | GR2231 | - | Seal Kit, Includes: (2) Wear Rings, (3) O-Rings, (1) Wiper Rod, (1) U-Cup, (1) Seal, (1) Back-Up Ring, (1) Lathe Cut Ring |
| C | GR1517 | - | Seal Kit For Counter Balance Valve, Includes: (3) O-Rings, (3) BU Rings |

*Item is part of seal kit, item can not be purchased individually.

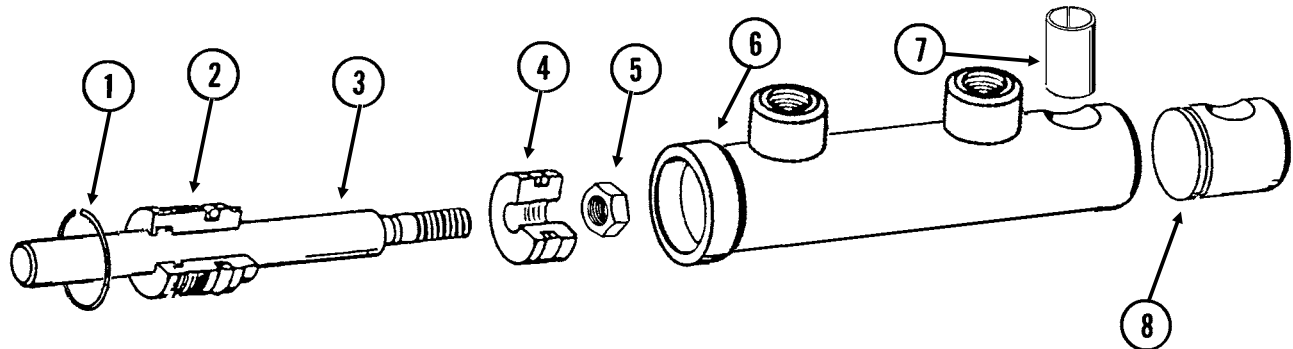
(IP1573)



| ITEM | PART NO. | QTY. | DESCRIPTION |
|------|----------|------|---|
| 1 | GA24834 | 1 | Adjustable Ball Joint |
| 2 | G10016 | 2 | Hex Head Cap Screw, 1/2"-13 x 2" |
| 3 | GD23382 | 1 | Threaded Cap |
| 4 | GD36193 | 1 | Rod |
| 5 | GD12121 | 1 | Ring |
| 6 | *D12263 | 1 | Wiper |
| 7 | *D12264 | 1 | U-Cup |
| 8 | GD23450 | 1 | Head Gland |
| 9 | *D23390 | 1 | BU Ring |
| 10 | *D23389 | 1 | O-Ring, No. 433 |
| 11 | *D12137 | 1 | Wear Ring |
| 12 | *D30432 | 1 | O-Ring, No. 223 |
| 13 | GD34630 | 1 | Piston |
| 14 | *A24781 | 1 | Piston Seal |
| 15 | *D23387 | 1 | Wear Ring |
| 16 | GD27238 | 1 | Nylon Lock Nut, 1 1/2"-12, Grade 8 |
| 17 | GA26223 | 1 | Barrel (Non-Stock Item) |
| 18 | G6408-08 | 2 | Plug W/O-Ring, 3/4"-16 O-Ring |
| | GR1037 | - | O-Ring |
| 19 | G10640 | 1 | Grease Fitting, 1/4"-28 |
| A | GA26222 | - | Cylinder Complete, 6" x 42 3/4" <i>(Part Number Stamped on Barrel)</i> |
| B | GR2369 | 1 | Seal Kit, Includes: (2) Wear Rings, (1) Wiper Rod, (1) U-Cup Seal, (2) O-Rings, (1) Back-Up Ring, (1) Piston Seal |

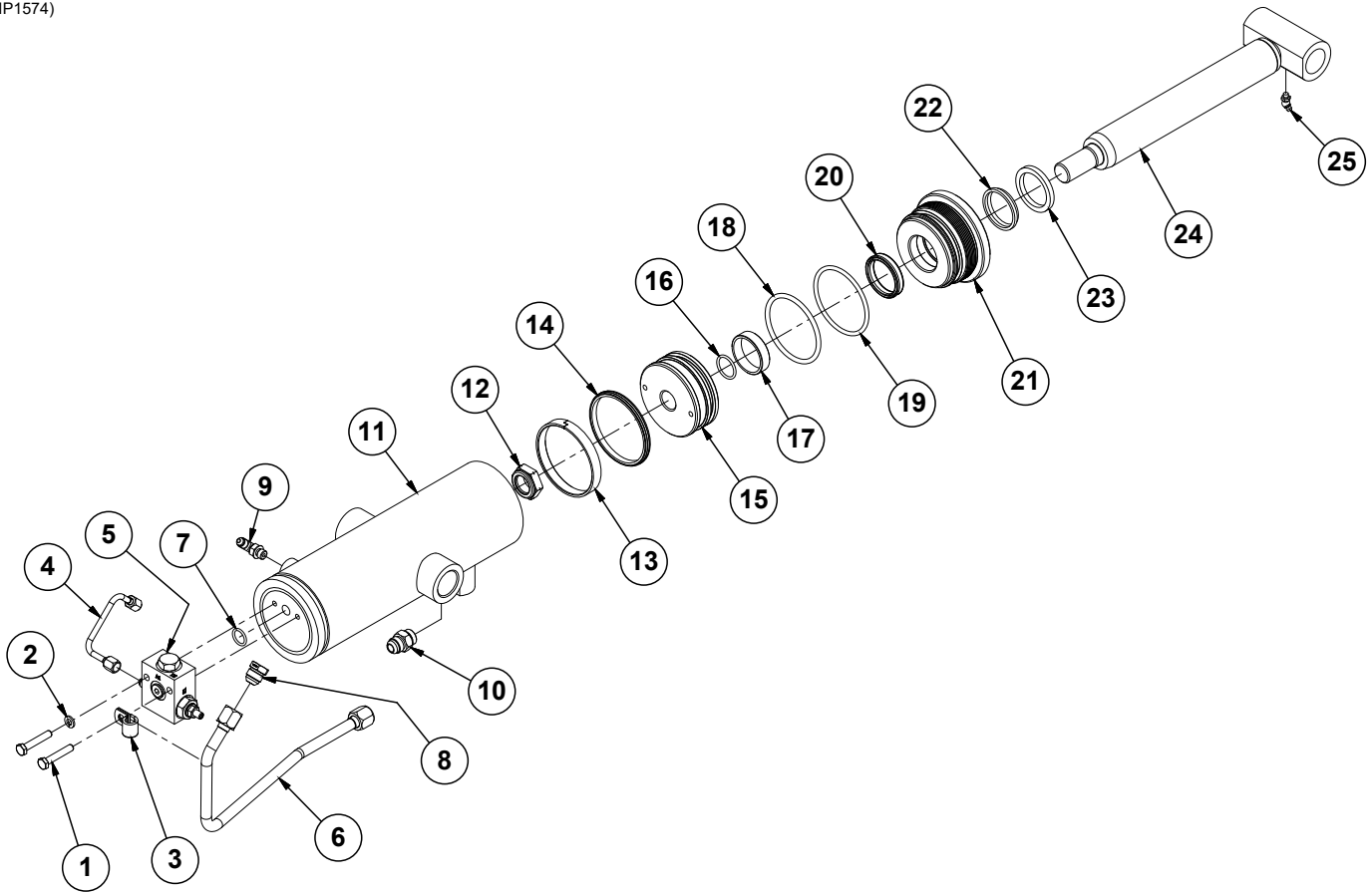
*Item is part of seal kit, item can not be purchased individually.

CYL035(CYL9d)



| ITEM | PART NO. | QTY. | DESCRIPTION |
|------|----------|------|---|
| 1 | G10770 | 1 | Internal Retaining Ring, 1 ¹¹ / ₁₆ " |
| 2 | GD13170 | 1 | Gland |
| 3 | GD13171 | 1 | Rod |
| 4 | GD13172 | 1 | Piston |
| 5 | GD27232 | 1 | Nylon Lock Nut, 1/2"-20, Grade 8 |
| 6 | D13169 | 1 | Barrel (Non-Stock Item) |
| 7 | GD13400 | 1 | Tension Bushing, 1" x 2" Long |
| 8 | GD13173 | 1 | End Cap |
| A | GA9205 | - | Cylinder Complete, 1 1/2" x 2 1/2" (<i>Part Number Stamped On Barrel</i>) |
| B | GR1598 | - | Seal Kit, Includes: (3) O-Rings, (2) BU Rings, (1) Wiper, (1) T-Seal, (1) Bronze Bushing, (1) Seal, (1) U-Cup |

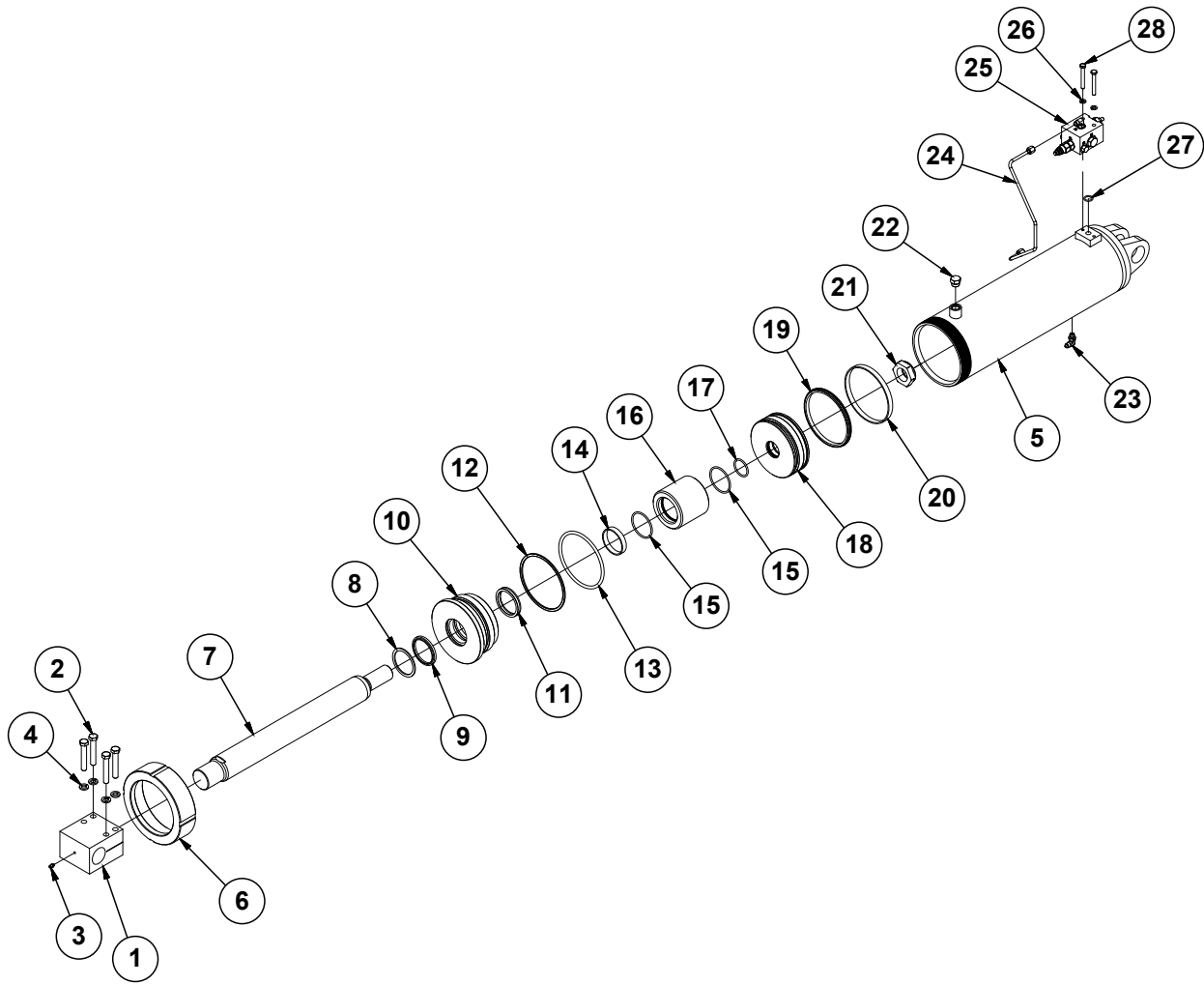
(IP1574)



| ITEM | PART NO. | QTY. | DESCRIPTION |
|------|-------------|------|---|
| 1 | G11954 | 2 | Hex Head Cap Screw, 5/16"-18 x 1 3/4", Grade 8 |
| 2 | G10232 | 1 | Lock Washer, 5/16" |
| 3 | GD36393 | 1 | Insulated Clamp, 1/2" |
| 4 | GA25225 | 1 | Steel Hydraulic Line |
| 5 | --- | 1 | See "Wing Cylinder Manifold Block" on page P164 |
| 6 | GA26378 | 1 | Steel Hydraulic Line, 1/2" |
| 7 | *D12274 | 1 | O-Ring |
| 8 | G2408-08 | 1 | Plug, 3/4"-16 JIC |
| 9 | G6801-04-04 | 1 | 90° Adjustable Elbow, 7/16"-20 |
| 10 | G6400-08 | 1 | Connector W/O-Ring, 3/4"-16 Male JIC To O-Ring |
| | GR1037 | - | O-Ring |
| 11 | GA26382 | 1 | Barrel (Non-Stock Item) |
| 12 | GD27235 | 1 | Nylon Lock Nut, 1"-14, Grade 8 |
| 13 | *D34654 | 1 | Wear Ring |
| 14 | *A24796 | 1 | Piston Seal |
| 15 | GD34646 | 1 | Piston |
| 16 | *D29649 | 1 | O-Ring, No. 215 |
| 17 | *D12134 | 1 | Wear Ring |
| 18 | *D12270 | 1 | O-Ring, No. 340 |
| 19 | *D12271 | 1 | BU Ring |
| 20 | *D12253 | 1 | U-Cup |
| 21 | GD34653 | 1 | Head Gland |
| 22 | *D12200 | 1 | Wiper, 1 3/4" |
| 23 | GD12104 | 1 | Ring, 1 3/4" |
| 24 | GA25222 | 1 | Rod |
| 25 | G10643 | 1 | Grease Fitting, 45°, 1/4"-28 |
| A | GA26376 | - | Cylinder Complete, 3 3/4" x 8.625" (<i>Part Number Stamped On Barrel</i>) |
| B | GR2337 | | Seal Kit, Includes: (3) O-Rings, (1) Back-Up Ring, (1) Wiper Rod, (1) U-Cup, (2) Wear Ring, (1) Piston Seal |

*Item is part of seal kit, item can not be purchased individually.

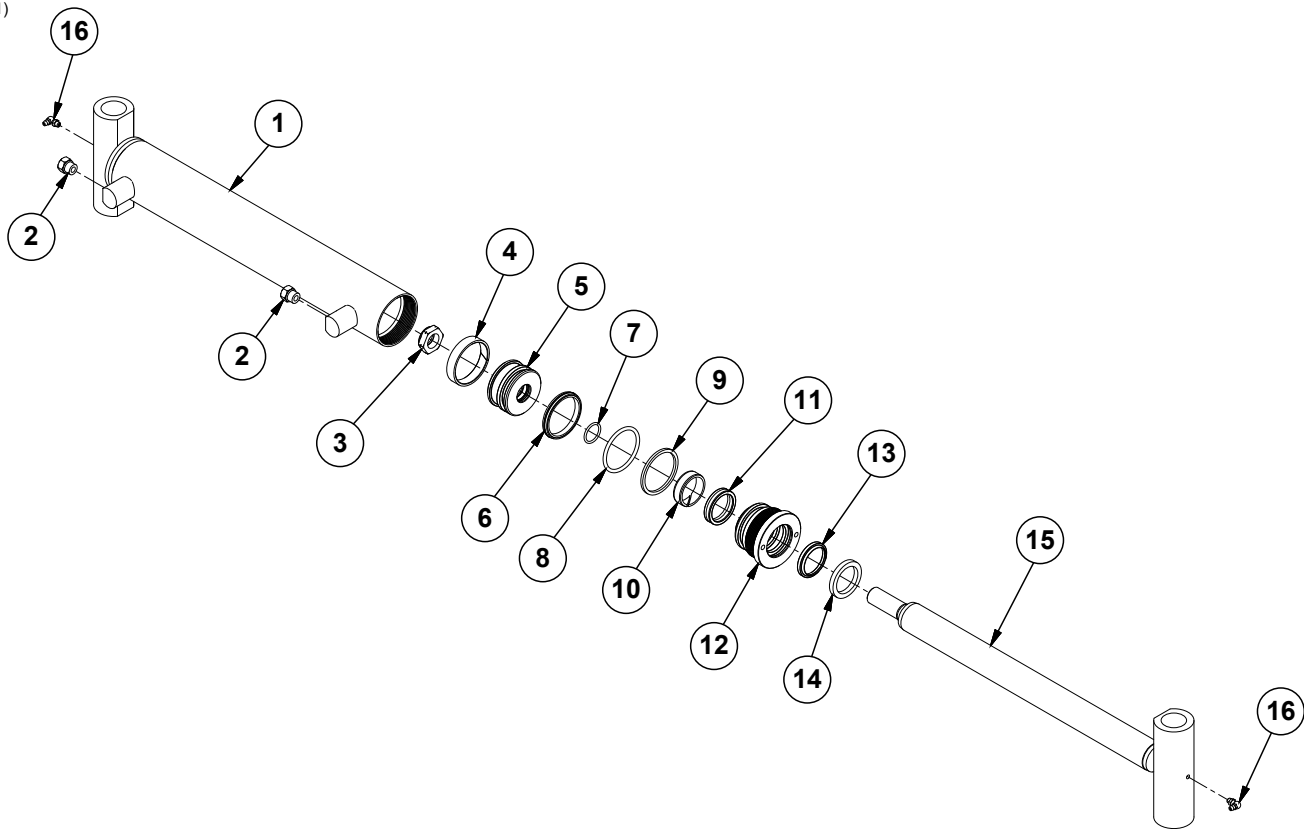
(IP1575)



| ITEM | PART NO. | QTY. | DESCRIPTION |
|------|--------------------|------|---|
| 1 | GD36578 | 1 | Rod End |
| 2 | G10038 | 4 | Hex Head Cap Screw, 1/2"-13 x 3" |
| 3 | G10640 | 1 | Grease Fitting, 1/4"-28 |
| 4 | G10228 | 4 | Lock Washer, 1/2" |
| 5 | GA24777 | 1 | Barrel (Non-Stock Item) |
| 6 | GD23382 | 1 | Threaded Cap |
| 7 | GD36577 | 1 | Rod |
| 8 | GD12121 | 1 | Ring |
| 9 | *D12263 | 1 | Wiper |
| 10 | GD23450 | 1 | Head Gland |
| 11 | *D12264 | 1 | U-Cup |
| 12 | *D23390 | 1 | BU Ring |
| 13 | *D23389 | 1 | O-Ring, No. 433 |
| 14 | *D12137 | 1 | Wear Ring |
| 15 | *D34639 | 2 | O-Ring (Chemical Resistant) |
| 16 | GD34638 | 1 | Spacer, 3/4" |
| 17 | *D30432 | 1 | O-Ring, No. 223 |
| 18 | GD34630 | 1 | Piston |
| 19 | *A24781 | 1 | Piston Seal |
| 20 | *D23387 | 1 | Wear Ring |
| 21 | GD27238 | 1 | Nylon Lock Nut, 1 1/2"-12, Grade 8 |
| 22 | G6408-08 GR1037 | 1 | Plug W/O-Ring, 3/4"-16 O-Ring O-Ring |
| 23 | G6801-04-04 | 1 | 90° Adjustable Elbow, 7/16"-20 |
| 24 | GA24780 | 1 | Steel Hydraulic Line, 1/4" |
| 25 | --- | 1 | See "Master Cylinder Manifold Block" on page P165 |
| 26 | G10232 | 2 | Lock Washer, 5/16" |
| 27 | *D12274 | 1 | O-Ring |
| 28 | G11952 | 2 | Hex Head Set Screw, 5/16"-18 x 2 1/2", Grade 5 |
| A | GA27043 | - | Cylinder Complete, 6" x 12" (<i>Part Number Stamped On Barrel</i>) |
| B | GR2340 | - | Seal Kit, Includes: (1) Wiper Rod, (1) U-Cup, (2) Wear Ring, (4) O-Rings, (1) Back-Up Ring, (1) Piston Seal |

*Item is part of seal kit, item can not be purchased individually.

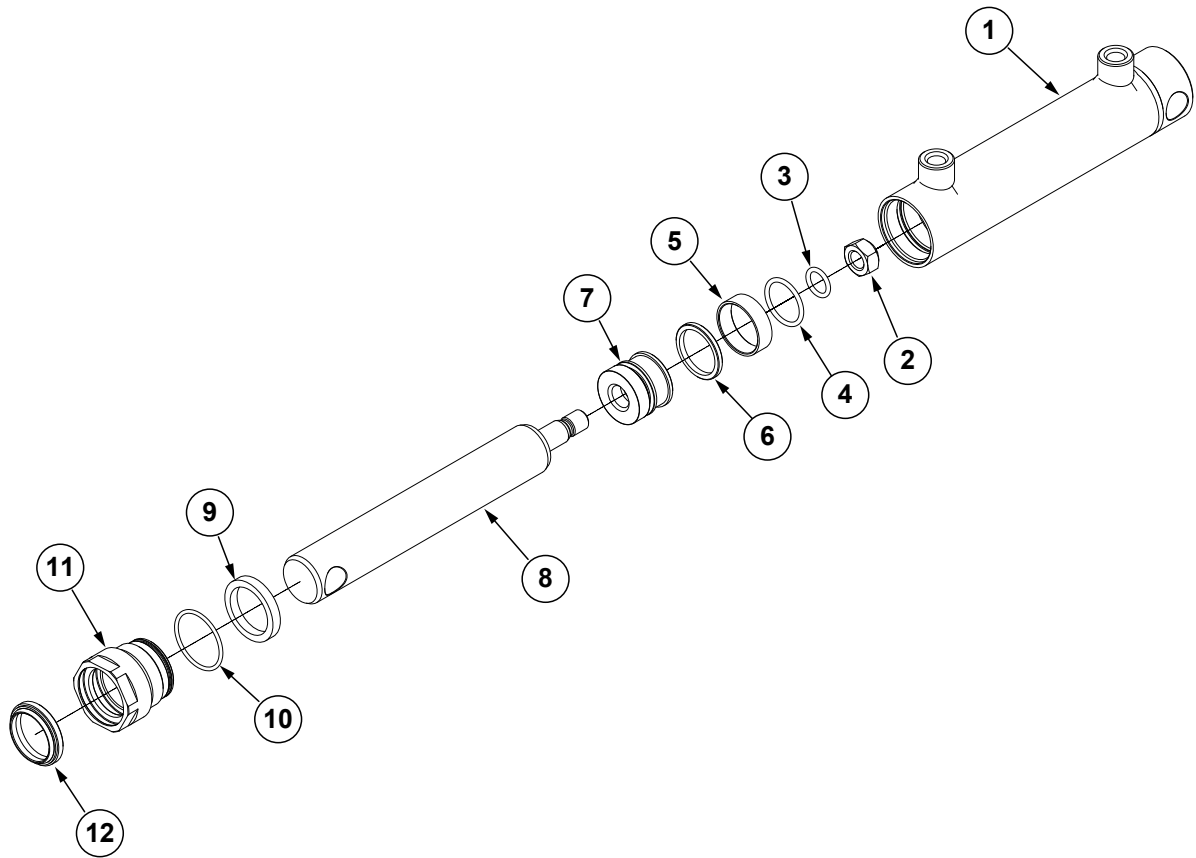
(IP1571)



| ITEM | PART NO. | QTY. | DESCRIPTION |
|------|--------------------|--------|--|
| 1 | G10342301 | 1 | Barrel (Non-Stock Item) |
| 2 | G6408-06 GR1045 | 2 - | Plug W/O-Ring, 1/16"-18 O-Ring O-Ring |
| 3 | GD27234 | 1 | Nylon Lock Nut, 7/8"-14, Grade 8 |
| 4 | *D12055 | 1 | Nylon Wear Ring |
| 5 | GD31611 | 1 | Piston |
| 6 | *A24473 | 1 | Seal |
| 7 | *D30399 | 1 | O-Ring, No. 119 |
| 8 | *D12213 | 1 | Back-Up Ring, No. 330 |
| 9 | *D12212 | 1 | O-Ring, No. 330 |
| 10 | *D23424 | 1 | Wear Ring |
| 11 | *D12252 | 1 | U-Cup |
| 12 | GD32048 | 1 | Head Gland |
| 13 | *D12206 | 1 | Wiper, 1 1/2" |
| 14 | GD12103 | 1 | Ring |
| 15 | G10342201 | 1 | Rod |
| 16 | G10779 | 2 | Grease Fitting, 90°, 1/4"-28 |
| A | G10342101 | - | Cylinder Complete, 2 1/2" x 14.332" (Part Number Stamped On Barrel) |
| B | GR2250 | - | Seal Kit, Includes: (2) Wear Rings, (2) O-Rings, (1) U-Cup, (1) Wiper Rod, (1) Back-Up Ring, (1) Piston Seal |

*Item is part of seal kit, item can not be purchased individually.

(IP1531)

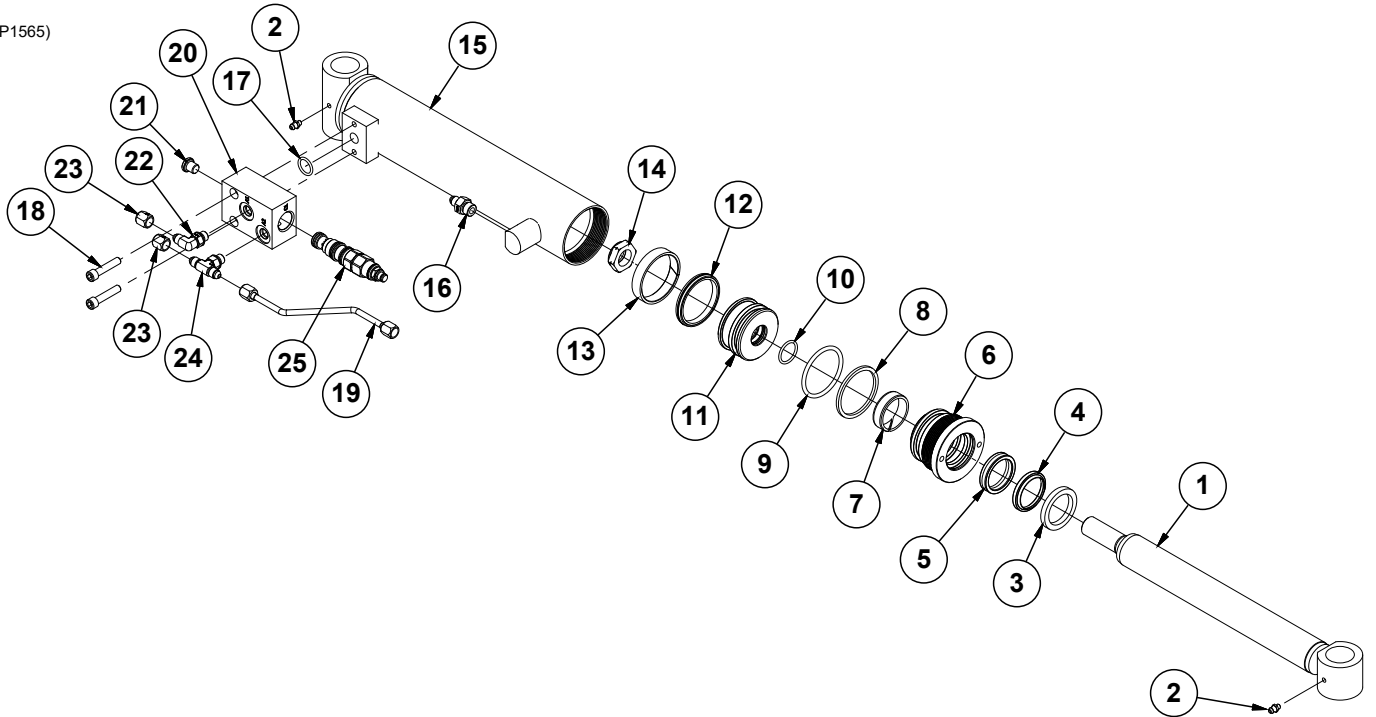


| ITEM | PART NO. | QTY. | DESCRIPTION |
|------|----------|------|--|
| 1 | GR2282 | 1 | Barrell (Non-Stock Item) |
| 2 | *R2309 | 1 | Piston Nut |
| 3 | *R2303 | 1 | O-Ring |
| 4 | *R2300 | 1 | Piston O-Ring |
| 5 | *R2302 | 1 | Wear Band |
| 6 | *R2301 | 1 | Piston Seal |
| 7 | *R2308 | 1 | Piston |
| 8 | *R2281 | 1 | Cylinder Rod |
| 9 | *R2305 | 1 | Rod Seal |
| 10 | *R2304 | 1 | O-Ring |
| 11 | *R2283 | 1 | Head Gland |
| 12 | *R2307 | 1 | Wiper |
| A | GA25261 | - | Cylinder Complete, 1¼" x 4¼" |
| B | GR2362 | - | Piston Rod and Seals Assembly, Includes Items 2-8 |
| C | GR2363 | - | Head Gland and Seals Assembly, Includes Items 9-12 |

* Item is part of sub-assembly, item can not be purchased individually.

This page left blank intentionally.

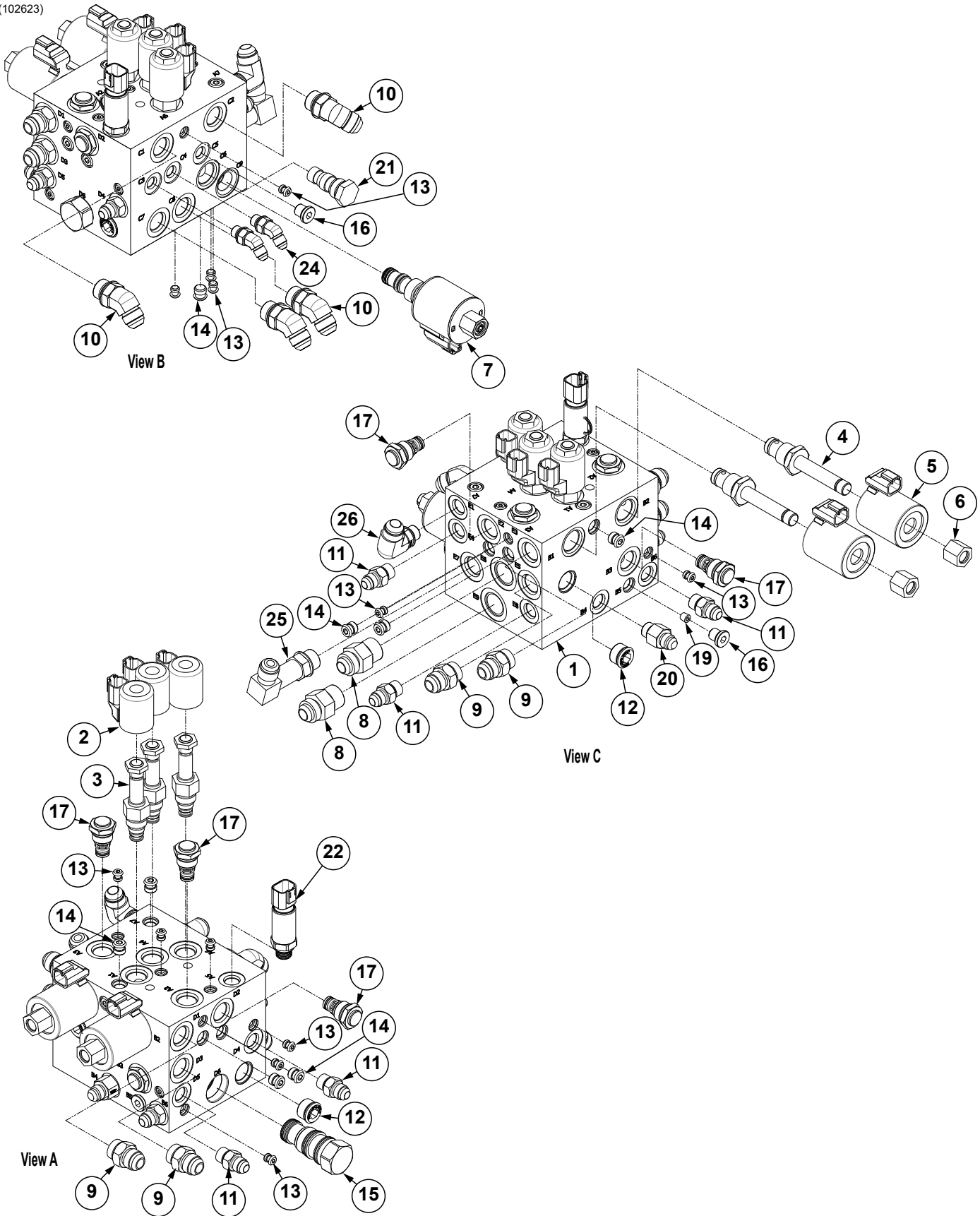
(IP1565)



| ITEM | PART NO. | QTY. | DESCRIPTION |
|------|----------------|------|--|
| 1 | GA25004 | 1 | Rod |
| 2 | G10640 | 2 | Grease Fitting, 1/4"-28 |
| 3 | GD12103 | 1 | Ring |
| 4 | *D12206 | 1 | Wiper, 1 1/2" |
| 5 | *D12252 | 1 | U-Cup |
| 6 | GD32048 | 1 | Head Gland |
| 7 | *D23424 | 1 | Wear Ring |
| 8 | *D12213 | 1 | Back-Up Ring, No. 330 |
| 9 | *D12212 | 1 | O-Ring, No. 330 |
| 10 | *D30399 | 1 | O-Ring, No. 119 |
| 11 | GD31611 | 1 | Piston |
| 12 | *A24473 | 1 | Seal |
| 13 | *D12055 | 1 | Nylon Wear Ring |
| 14 | GD27234 | 1 | Nylon Lock Nut, 7/8"-14, Grade 8 |
| 15 | GA25003 | 1 | Barrell (Non-Stock Item) |
| 16 | G6400-04-06 | 1 | Connector W/O-Ring, 7/16"-20 Male JIC to 9/16"-18 O-Ring |
| 17 | *D12274 | 1 | O-Ring |
| 18 | G11021 | 2 | Hex Socket Head Cap Screw, 5/16"-18 x 1 1/2" |
| 19 | GA25001 | 1 | Steel Hydraulic Line |
| 20 | GD34951 | 1 | Manifold Block |
| 21 | G6408-H04-0 | 1 | Hex Socket Head Plug, 7/16"-20 |
| 22 | G6801-04-04 | 1 | 90° Adjustable Elbow, 7/16"-20 |
| 23 | G304-C-04 | 2 | Cap Nut, 7/16"-20 |
| 24 | G6803-04-04-04 | 1 | Adjustable Tee, 7/16"-20 |
| 25 | GA20697 | 1 | Counterbalance Valve |
| A | GA24999 | - | Cylinder Complete, 2 1/2" x 9.4" (Part Number Stamped On Barrel) |
| B | GR2341 | - | Seal Kit, Includes: (2) Wear Ring, (1) Wiper Rod, (3) O-Ring, (1) Back-Up Ring, (1) U-Cup, (1) Piston Seal |

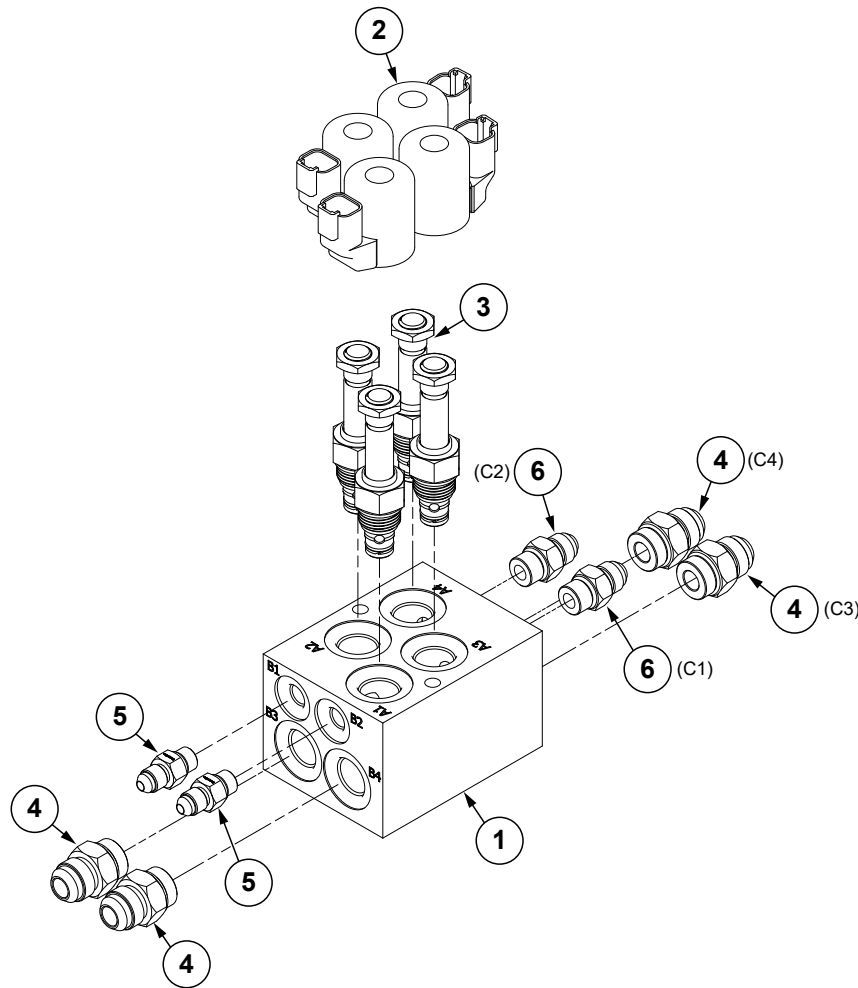
*Item is part of seal kit, item can not be purchased individually.

(102623)



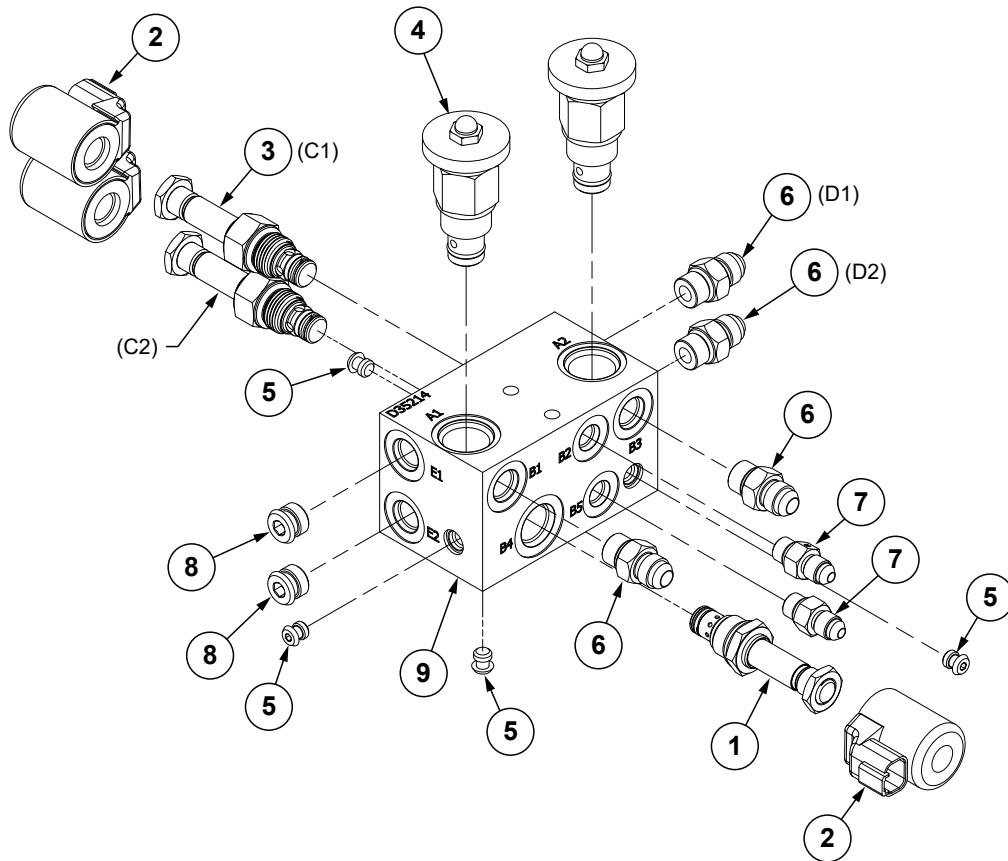
| ITEM | PART NO. | QTY. | DESCRIPTION |
|------|-----------------------|--------|--|
| 1 | GD34708 | 1 | Lift/Down Force Block |
| 2 | GA21066 | 3 | Coil P Series |
| 3 | GA21064 | 3 | NC Double Poppet, No. 8 |
| 4 | GA16308 | 2 | Poppet Valve |
| 5 | GA14799 | 2 | Coil |
| 6 | GR1322 | 2 | Special Hex Nut, 1/2"-20 |
| 7 | G10269501 | 1 | ASSY VALVE WITH COIL |
| 8 | G6400-10 GR1466 | 2 - | Connector W/O-Ring, 7/8"-14 Male JIC To O-Ring O-Ring |
| 9 | G6400-08 GR1037 | 4 - | Connector W/O-Ring, 3/4"-16 Male JIC To O-Ring O-Ring |
| 10 | G6802-08 | 4 | Elbow W/O-Ring, 45°, 3/4"-16 x 3/4"-16 |
| 11 | G6400-06 GR1045 | 5 - | Connector W/O-Ring, 9/16"-18 Male JIC To O-Ring O-Ring |
| 12 | GD30294 | 2 | Plug, No. 10 |
| 13 | GD29318 | 12 | Plug |
| 14 | GD29321 | 8 | Plug |
| 15 | GA25256 | 1 | Valve |
| 16 | G6408-H04-0 | 2 | Hex Socket Head Plug, 7/16"-20 |
| 17 | GA21067 | 5 | Check Valve, No. 8 |
| 18 | --- | --- | --- |
| 19 | GD34727 | 1 | Orifice Flow Restrictor |
| 20 | GA24849 | 1 | Directional Valve |
| 21 | G10262201 | 1 | 3-Way Cavity Plug |
| 22 | G10568101 | 1 | Pressure Sensor, 0-250 |
| 23 | --- | --- | --- |
| 24 | G6802-04 | 2 | 45° Adjustable Elbow, 7/16"-20 x 7/16"-20 O-Ring |
| 25 | G6801-LL-08 | 1 | X-Long Elbow W/O-Ring, 90°, 3/4"-16 Male JIC To O-Ring |
| 26 | G6801-08-06 GR1045 | 1 - | Elbow W/O-Ring, 90°, 3/4"-16 Male JIC To 9/16"-18 O-Ring O-Ring |

(A24775)



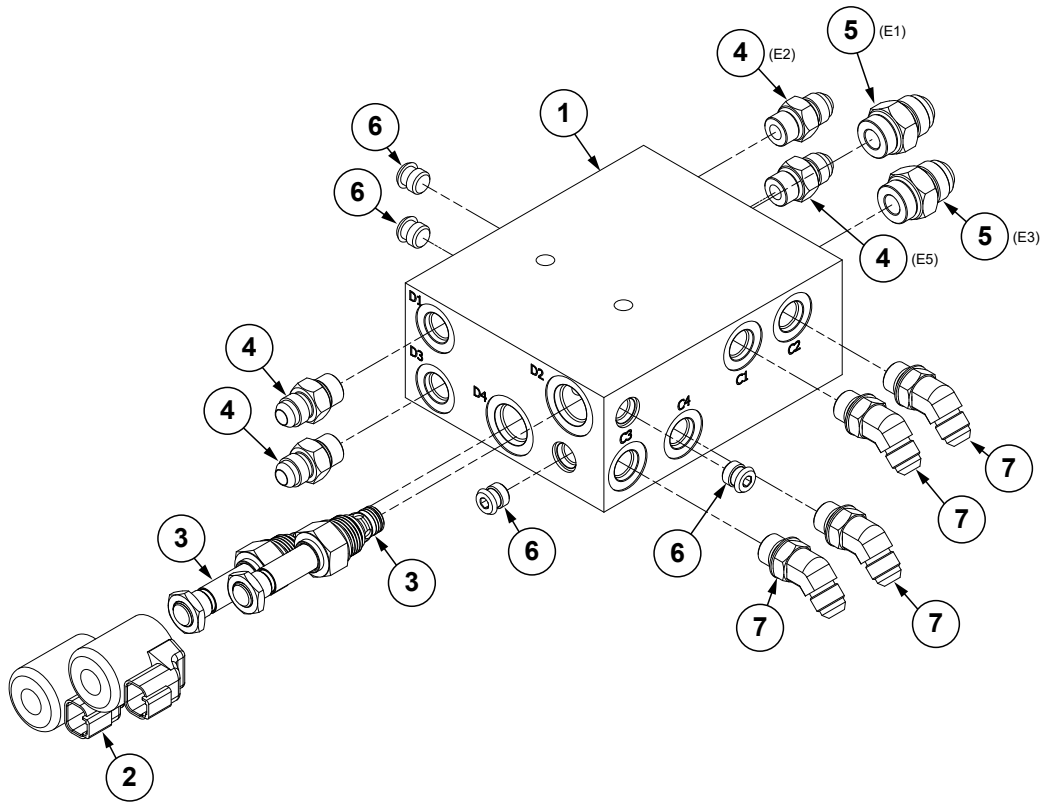
| ITEM | PART NO. | QTY. | DESCRIPTION |
|------|--------------------|--------|---|
| 1 | GD34624 | 1 | Valve Block |
| 2 | GA21066 | 4 | Coil P Series |
| 3 | GA21064 | 4 | NC Double Poppet, No. 8 |
| 4 | G6400-08 GR1037 | 4 - | Connector W/O-Ring, 3/4"-16 Male JIC To O-Ring O-Ring |
| 5 | G6400-04 GR1465 | 2 - | Connector W/O-Ring, 7/16"-20 Male JIC To O-Ring O-Ring |
| 6 | G6400-06 GR1045 | 2 - | Connector W/O-Ring, 9/16"-18 Male JIC To O-Ring O-Ring |

(A25233)



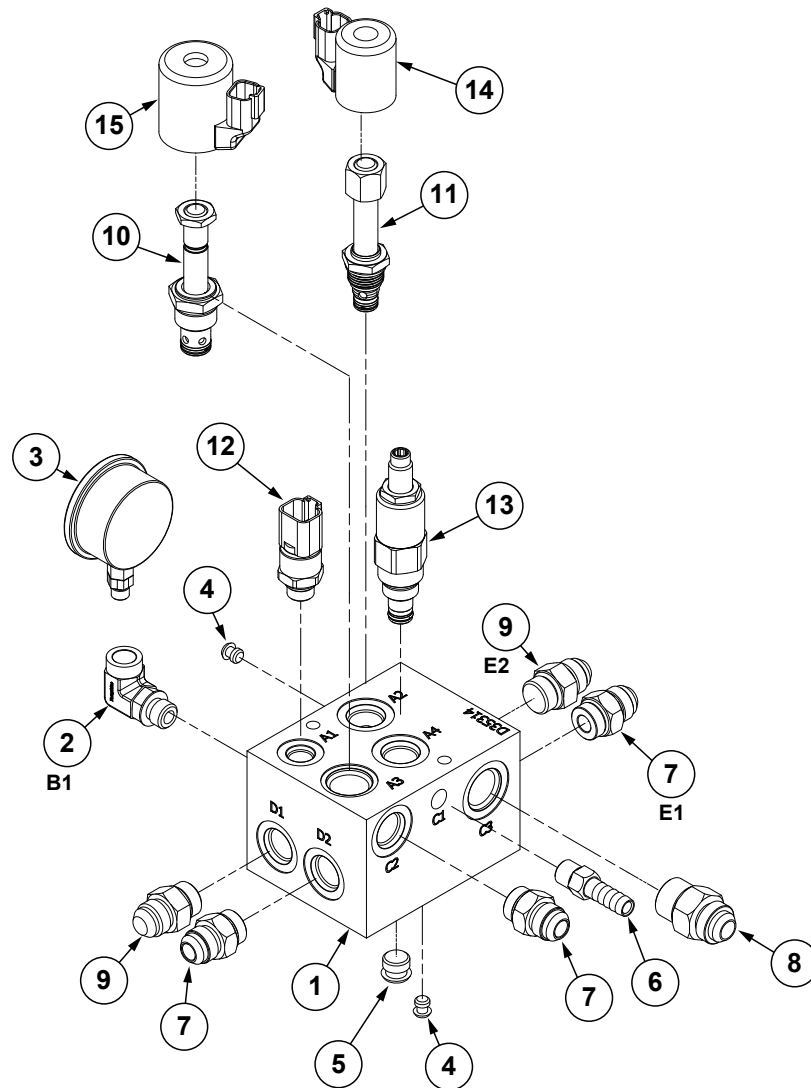
| ITEM | PART NO. | QTY. | DESCRIPTION |
|------|--------------------|--------|---|
| 1 | GA24852 | 1 | Solenoid Valve |
| 2 | GA21066 | 3 | Coil P Series |
| 3 | GA21064 | 2 | NC Double Poppet, No. 8 |
| 4 | GA3413 | 2 | Flow Control Valve |
| 5 | GD29318 | 4 | Plug |
| 6 | G6400-06 GR1045 | 4 - | Connector W/O-Ring, 1/16"-18 Male JIC To O-Ring O-Ring |
| 7 | G6400-04 GR1465 | 2 - | Connector W/O-Ring, 7/16"-20 Male JIC To O-Ring O-Ring |
| 8 | GD29319 | 2 | Plug |
| 9 | GD35214 | 1 | Outer Wing Manifold Block |

(A24771)



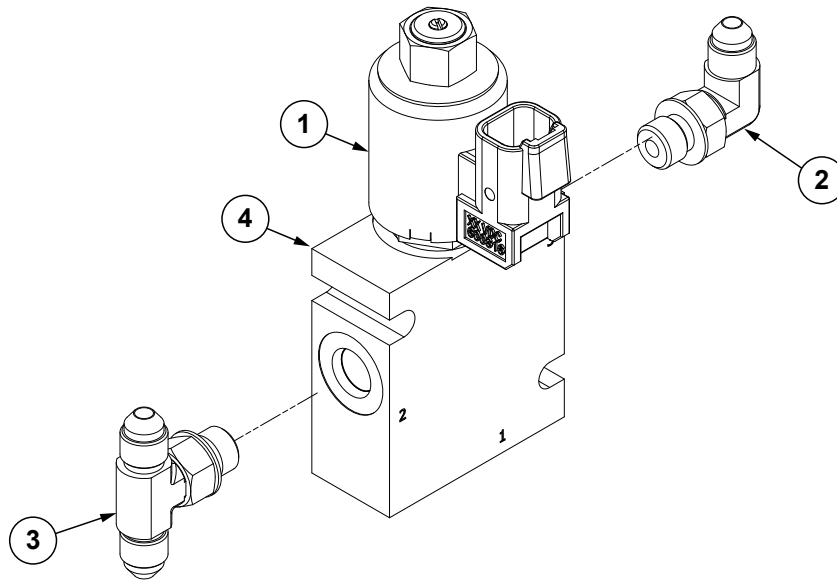
| ITEM | PART NO. | QTY. | DESCRIPTION |
|------|--------------------|--------|---|
| 1 | GD34707 | 1 | Fold/Marker Block |
| 2 | GA21066 | 2 | Coil P Series |
| 3 | GA21064 | 2 | NC Double Poppet, No. 8 |
| 4 | G6400-06 GR1045 | 4 - | Connector W/O-Ring, 1/16"-18 Male JIC To O-Ring O-Ring |
| 5 | G6400-08 GR1037 | 2 - | Connector W/O-Ring, 3/4"-16 Male JIC To O-Ring O-Ring |
| 6 | GD29321 | 4 | Plug |
| 7 | G6802-06-06 | 4 | 45° Elbow, 1/16"-18 x 1/16"-18 W/O-Ring |

(A25289)



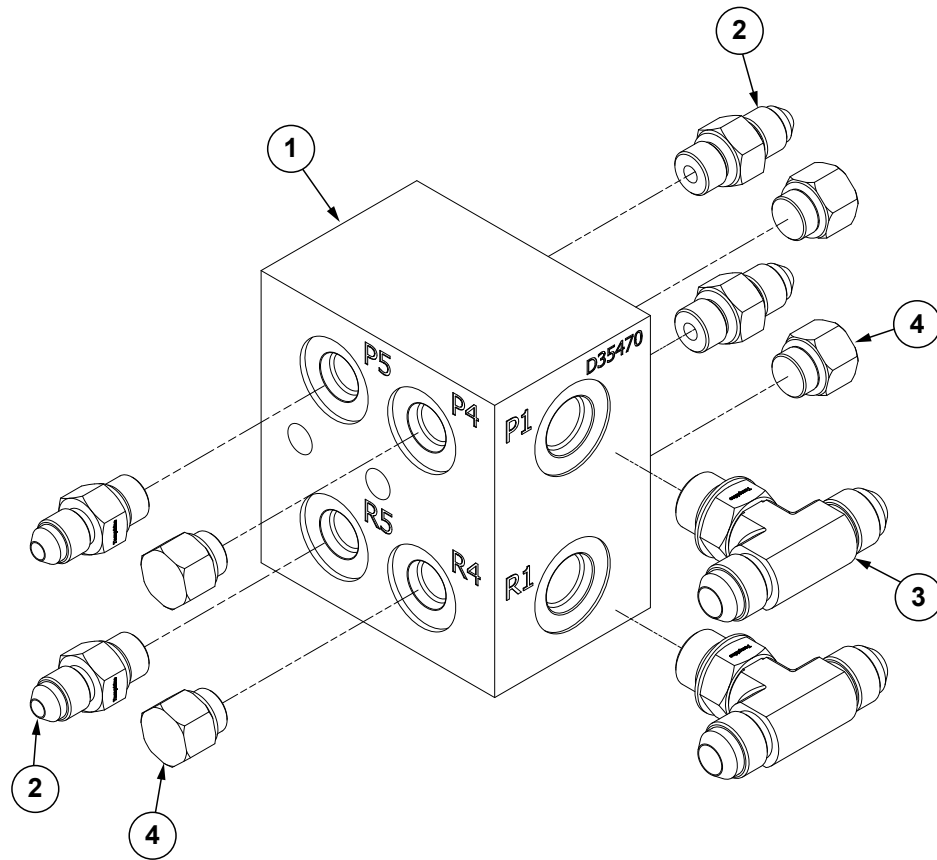
| ITEM | PART NO. | QTY. | DESCRIPTION |
|------|--------------------|------|--|
| 1 | GD35314 | 1 | Manifold Block |
| 2 | G6815-06-04 | 1 | 90° Adjustable Street Elbow |
| 3 | GA26005 | 1 | Pressure Gauge |
| 4 | GD29318 | 2 | Plug |
| 5 | GD29319 | 1 | Plug |
| 6 | GD11700 | 1 | Adapter, 1/4" NPT To 3/8" Barb |
| 7 | G6400-08 GR1037 | 3 | Connector W/O-Ring, 3/4"-16 Male JIC To O-Ring O-Ring |
| 8 | G6400-10 GR1466 | 1 | Connector W/O-Ring, 7/8"-14 Male JIC To O-Ring O-Ring |
| 9 | GA20252 | 2 | Check Valve |
| 10 | GA25390 | 1 | Solenoid, No. 10, Single Poppet |
| 11 | GA25389 | 1 | Solenoid, No. 8, Single Poppet |
| 12 | GA25392 | 1 | Pressure Sensor |
| 13 | GA25982 | 1 | Direct Relief |
| 14 | GA25403 | 1 | Coil, 12V |
| 15 | GA25404 | 1 | Coil, 12V |

(A25264)



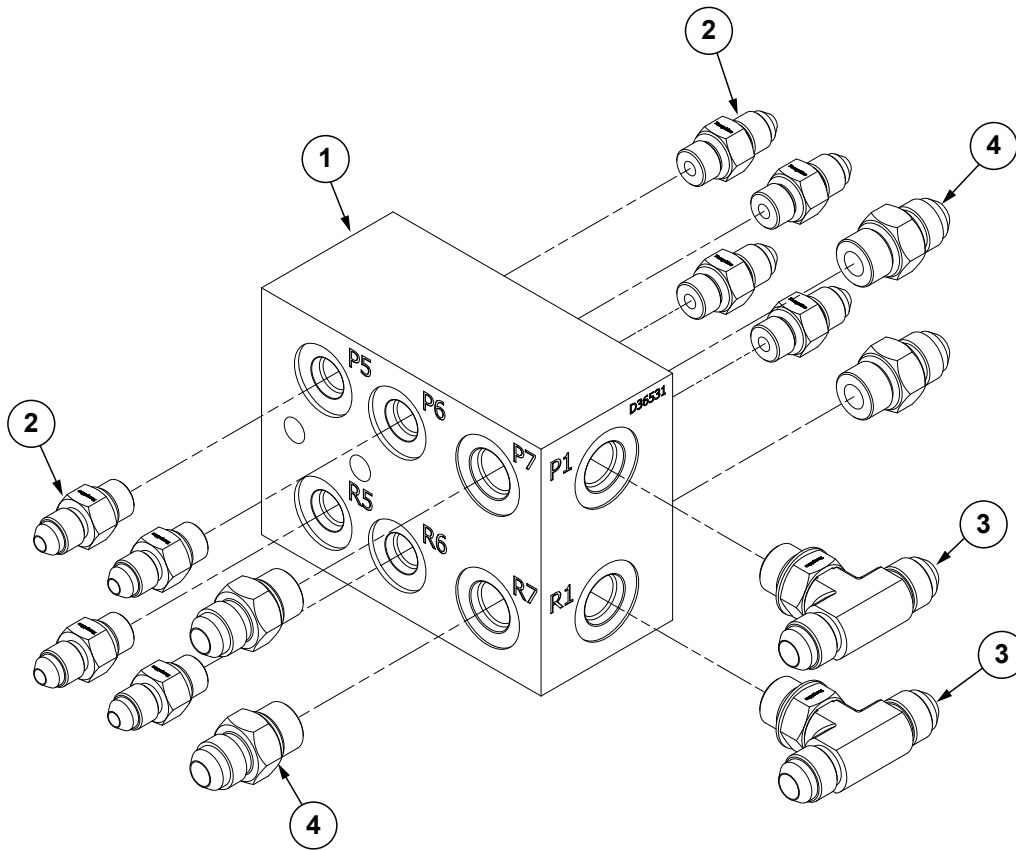
| ITEM | PART NO. | QTY. | DESCRIPTION |
|------|----------------|------|------------------------------------|
| 1 | GA25286 | 1 | Manual Override Cartridge Assembly |
| 2 | G6801-04-04 | 1 | 90° Adjustable Elbow, 7/16"-20 |
| 3 | G6803-04-04-04 | 1 | Adjustable Tee, 7/16"-20 |
| 4 | GD35271 | 1 | Row Unit Control Block |

(A26615)



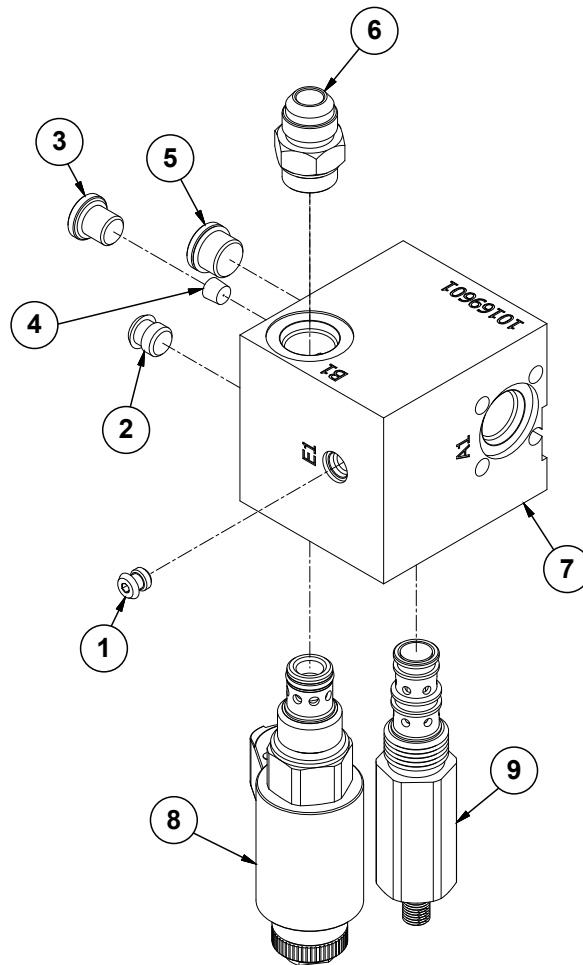
| ITEM | PART NO. | QTY. | DESCRIPTION |
|------|--------------------|--------|---|
| 1 | GD35470 | 1 | Hydraulic Junction Block |
| 2 | G6400-04 GR1465 | 4 - | Connector W/O-Ring, 7/16"-20 Male JIC To O-Ring O-Ring |
| 3 | G6803-06 | 2 | Adjustable Tee, 9/16"-18 |
| 4 | G6408-04 GR1465 | 4 - | Plug W/O-Ring, 7/16"-20 O-Ring O-Ring |

(A26493)



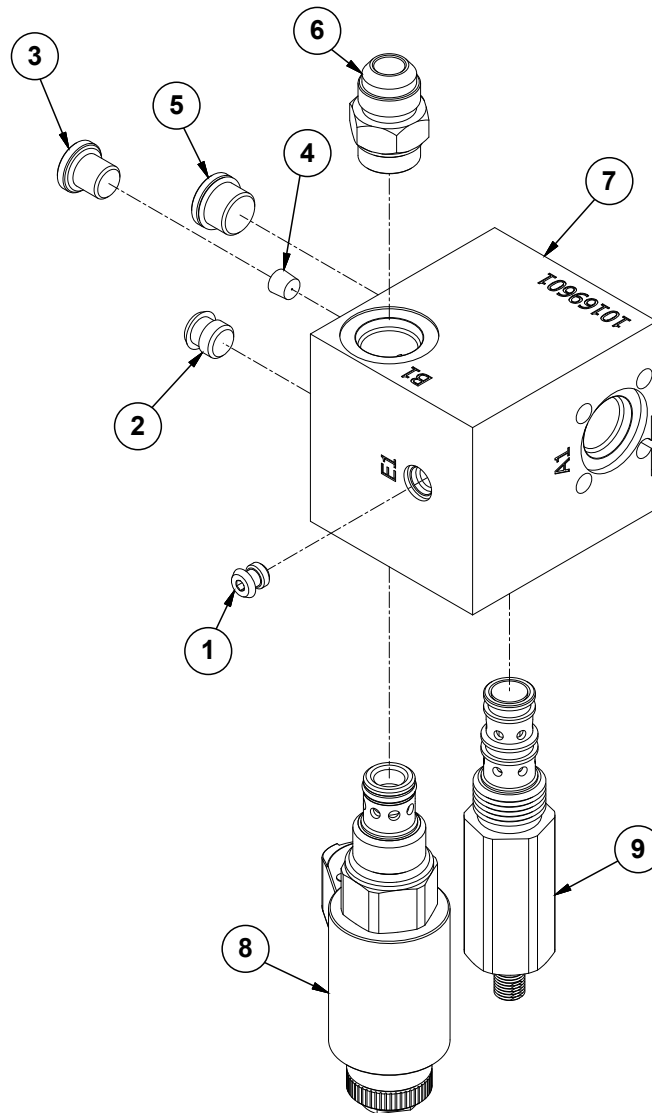
| ITEM | PART NO. | QTY. | DESCRIPTION |
|------|----------|------|---|
| 1 | GD36531 | 1 | Hydraulic Junction Block |
| 2 | G6400-04 | 8 | Connector W/O-Ring, 7/16"-20 Male JIC To O-Ring |
| | GR1465 | - | O-Ring |
| 3 | G6803-06 | 2 | Adjustable Tee, 9/16"-18 |
| 4 | G6400-06 | 4 | Connector W/O-Ring, 9/16"-18 Male JIC To O-Ring |
| | GR1045 | - | O-Ring |

(IP1712)



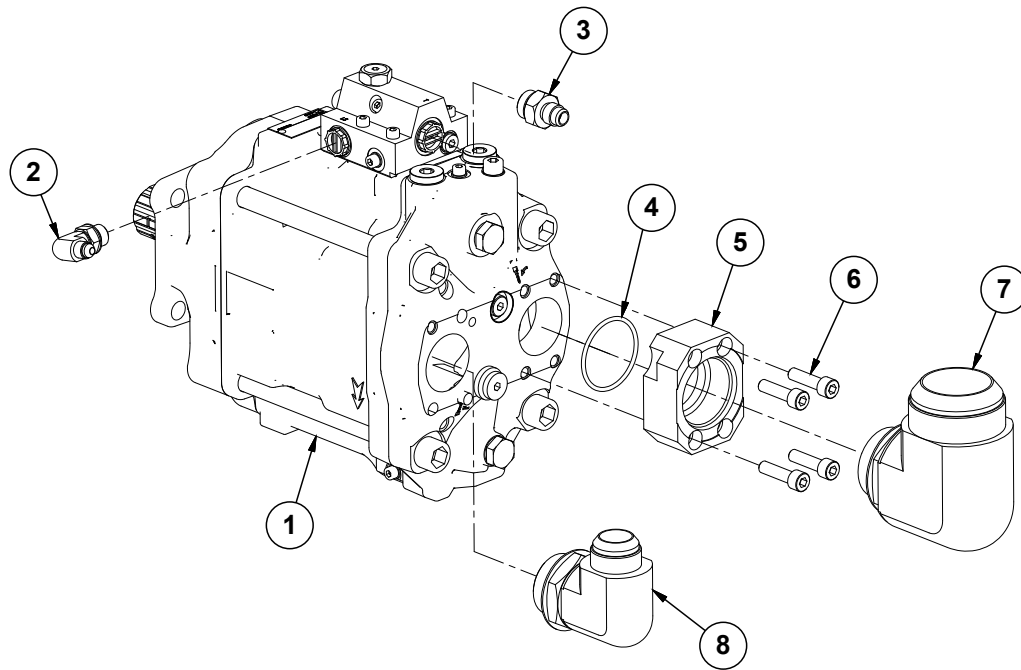
| ITEM | PART NO. | QTY. | DESCRIPTION |
|------|-----------------------|--------|--|
| 1 | GD29318 | 1 | Plug |
| 2 | GD29321 | 1 | Plug |
| 3 | G6408-H04-0 | 1 | Hex Socket Head Plug, 7/16"-20 |
| 4 | GD29324 | 1 | Flow Restrictor Orifice, .020" Diameter |
| 5 | G6408-H06-O GR1045 | 1 - | Hex Socket Head Plug W/O-Ring, 9/16"-18 O-Ring |
| 6 | G6400-08 GR1037 | 1 - | Connector W/O-Ring, 3/4"-16 Male JIC To O-Ring O-Ring |
| 7 | G10169601 | 1 | Fan Block Control |
| 8 | G10306201 | 1 | Hydraulic Fan Block Coil |
| 9 | G10019401 | 1 | Fan Control Cartridge |

(IP1711)



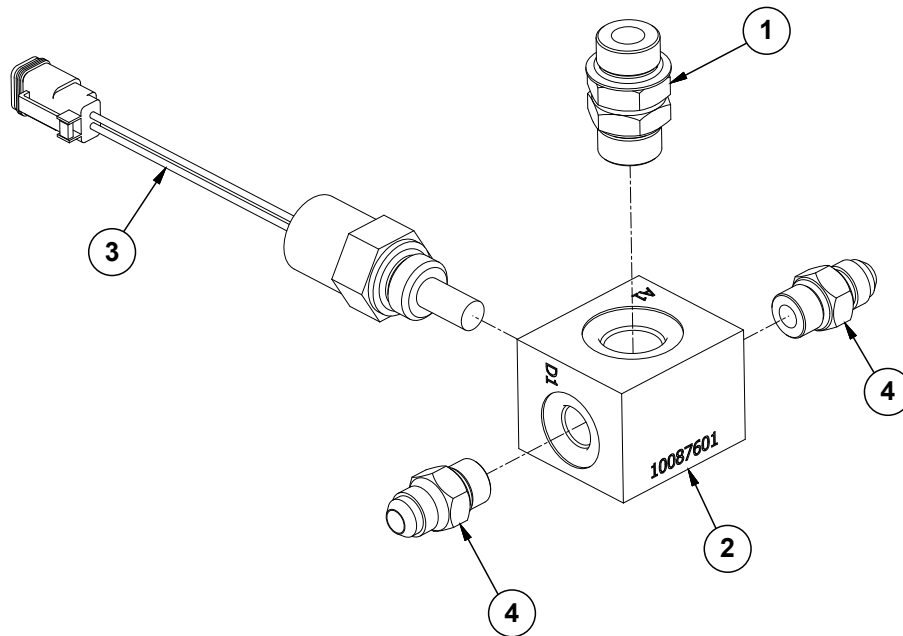
| ITEM | PART NO. | QTY. | DESCRIPTION |
|------|-----------------------|------|--|
| 1 | GD29318 | 1 | Plug |
| 2 | GD29321 | 1 | Plug |
| 3 | G6408-H04-0 | 1 | Hex Socket Head Plug, 7/16"-20 |
| 4 | GD29324 | 1 | Flow Restrictor Orifice, .020" Diameter |
| 5 | G6408-H06-O GR1045 | 2 | Hex Socket Head Plug W/O-Ring, 9/16"-18 O-Ring |
| 6 | G6400-08 GR1037 | 1 | Connector W/O-Ring, 3/4"-16 Male JIC To O-Ring |
| 7 | G10169601 | 1 | Fan Control Manifold |
| 8 | G10306301 | 1 | Hydraulic Fan Block Coil |
| 9 | G10019401 | 1 | Fan Control Cartridge |

(IP1699)



| ITEM | PART NO. | QTY. | DESCRIPTION |
|------|-------------|------|--|
| 1 | G10103401 | 1 | PTO Pump |
| 2 | G3801-04-04 | 1 | 90° Adjustable Elbow, 7/16"-20 x 1/4"-19 BSPP O-Ring |
| 3 | G3800-06-08 | 1 | Adapter, 9/16"-18 JIC 1/2"-14 BSPP O-Ring |
| 4 | G10105501 | 1 | O-Ring, No. 133 |
| 5 | G10105301 | 1 | Adapter, 1 7/8"-12 O-Ring to Split Flange |
| 6 | G10105401 | 4 | Hex Socket Head Cap Screw, M8-1.25 x 30 CL8 |
| 7 | G6801-32-24 | 1 | 90° Adjustable Elbow, 2 1/2"-12 x 1 7/8"-12 O-Ring |
| 8 | G3801-16-20 | 1 | 90° Adjustable Elbow, 1 5/16"-12 x 1 1/4"-11 BSPP O-Ring |
| | G10454801 | 1 | O-Ring (Included W/G3801-16-20) |
| | G10454901 | 1 | Retaining Ring (Included W/G3801-16-20) |

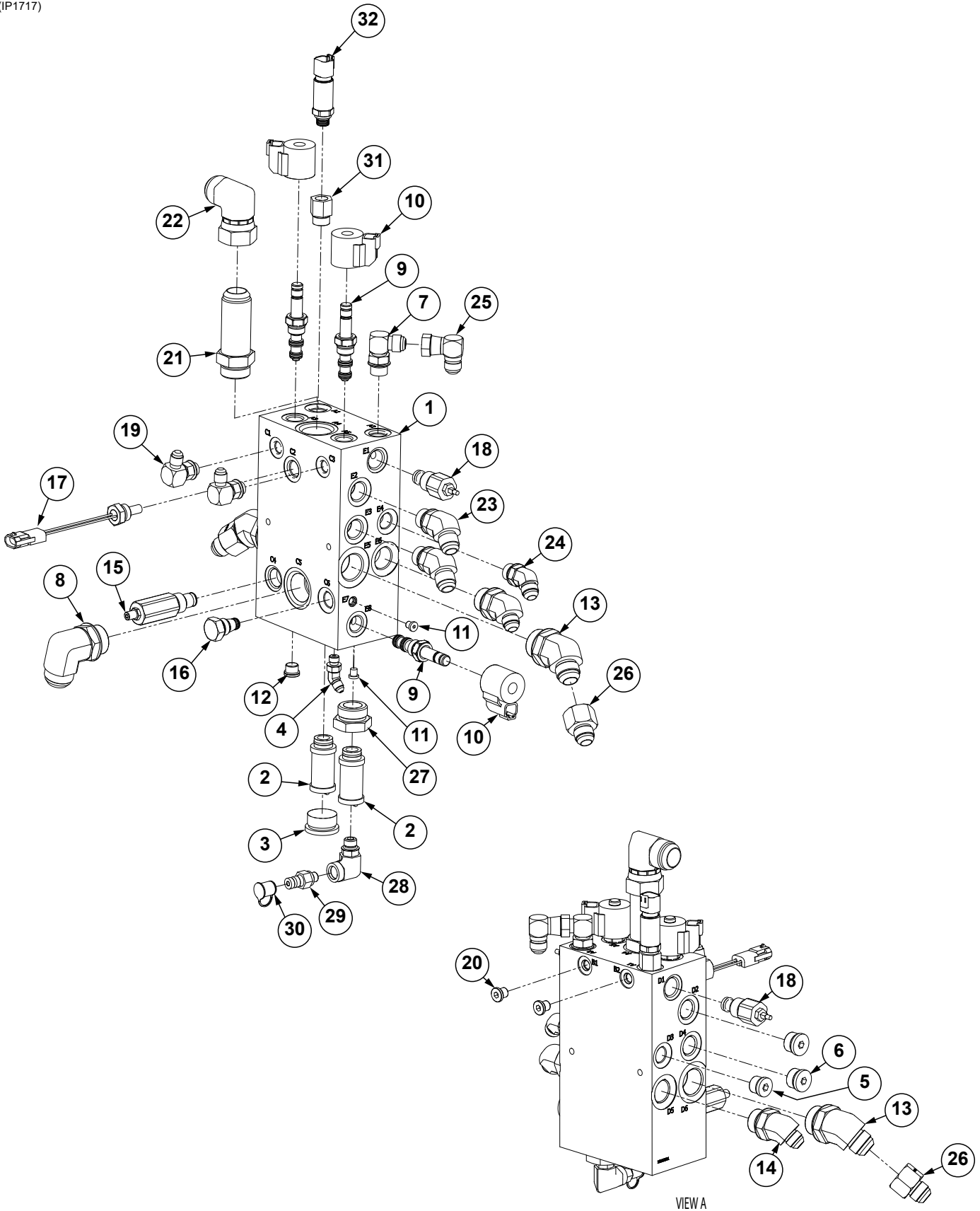
(IP1703)



| ITEM | PART NO. | QTY. | DESCRIPTION |
|------|--------------------|--------|---|
| 1 | G6403-NWO-08 | 1 | Adjustable Union W/O-Ring, 3/4"-16 |
| 2 | G10087601 | 1 | Hydraulic Manifold Block |
| 3 | G10098201 | 1 | Temperature Sensor |
| 4 | G6400-06 GR1045 | 2 - | Connector W/O-Ring, 9/16"-18 Male JIC To O-Ring O-Ring |

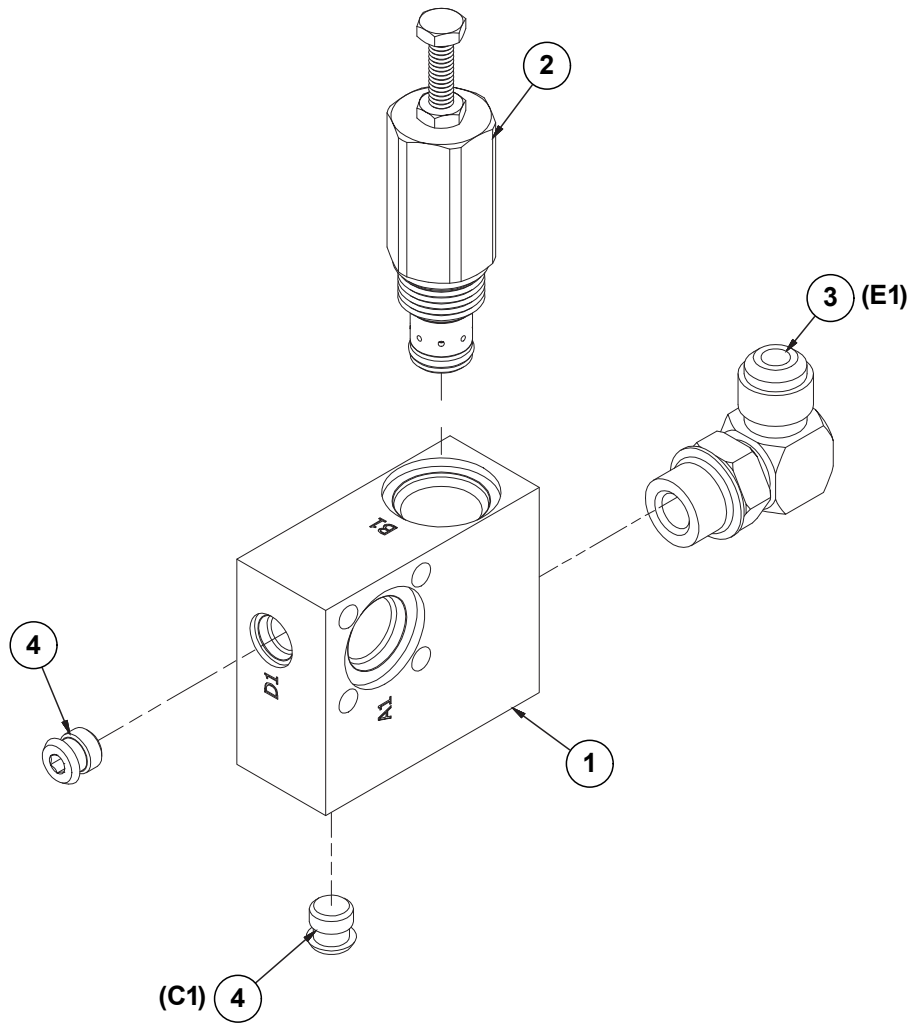
This page left blank intentionally.

(IP1717)



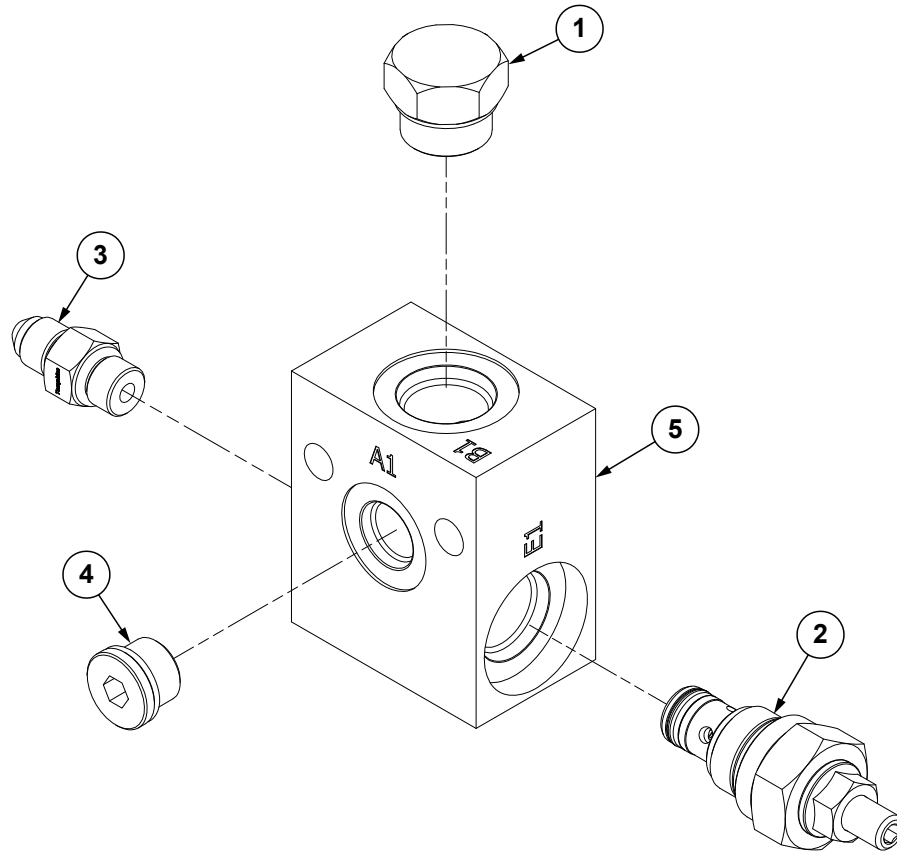
| ITEM | PART NO. | QTY. | DESCRIPTION |
|------|--------------|------|---|
| 1 | G10202501 | 1 | Manifold Block |
| 2 | GR2312 | 2 | Cartridge Filter Manifold |
| 3 | G6408-HHP-16 | 1 | Hex Plug W/O-Ring, 1 ⁵ / ₁₆ "-12 |
| 4 | G6802-04 | 1 | 45° Adjustable Elbow, 7 ¹ / ₁₆ "-20 x 7 ¹ / ₁₆ "-20 O-Ring |
| 5 | G6408-H08-0 | 1 | Hex Socket Head Plug W/O-Ring, 3 ⁴ / ₄ "-16 |
| 6 | G6408-H10-0 | 2 | Hex Socket Head Plug W/O-Ring, 7 ⁸ / ₈ "-14 O-Ring |
| 7 | G6801-08 | 1 | Elbow W/O-Ring, 90°, 3 ⁴ / ₄ "-16 Male JIC To O-Ring |
| 8 | G6801-16 | 1 | Elbow W/O-Ring, 90°, 1 ⁵ / ₁₆ "-12 Female JIC To O-Ring |
| | GR1786 | - | O-Ring |
| 9 | G10086601 | 3 | 3-Way Cartridge, SV08-30 |
| 10 | G10086901 | 3 | Coil, 12V |
| 11 | G6408-H02-0 | 2 | Hex Socket O-Ring Plug, 5 ¹⁶ / ₁₆ "-24 |
| 12 | G6408-H06-O | 1 | Hex Socket Head Plug W/O-Ring, 9 ¹⁶ / ₁₆ "-18 O-Ring |
| | GR1045 | - | O-Ring |
| 13 | G6802-12-16 | 2 | 45° Adjustable Elbow, 1 ¹ / ₁₆ "-12 x 1 ¹ / ₁₆ "-12 O-Ring |
| 14 | G6802-08-12 | 2 | 45° Adjustable Elbow W/O-Ring, 3 ⁴ / ₄ "-16 x 1 ¹ / ₁₆ "-12 |
| 15 | G10499801 | 1 | Pressure Relief Valve, 3000 PSI |
| 16 | G10088001 | 1 | Cartridge Filter, SAE 8 |
| 17 | G10087001 | 1 | Temperature Sensor, 100° |
| 18 | G10221701 | 2 | Flow Control Cartridge |
| 19 | G6801-06 | 2 | Elbow W/O-Ring, 90°, 9 ¹⁶ / ₁₆ "-18 Male JIC To O-Ring |
| 20 | G6408-H04-0 | 2 | Hex Socket Head Plug, 7 ¹⁶ / ₁₆ "-20 |
| 21 | G6400-L-16 | 1 | Long Adapter, 1 ⁵ / ₁₆ "-12 JIC, 1 ⁵ / ₁₆ "-12 O-Ring |
| 22 | G6500-16 | 1 | 90° Swivel Elbow, 1 ⁵ / ₁₆ "-12 |
| 23 | G6802-10 | 2 | Elbow W/O-Ring, 45°, 7 ⁸ / ₈ "-14 x 7 ⁸ / ₈ "-14 |
| 24 | G6802-08 | 1 | Elbow W/O-Ring, 45°, 3 ⁴ / ₄ "-16 Male JIC To O-Ring |
| | GR1037 | - | O-Ring |
| 25 | G6500-08 | 1 | Swivel Elbow, 90°, 3 ⁴ / ₄ "-16 Male JIC To Female |
| 26 | G2406-12-10 | 2 | Reducer, 1 ¹ / ₁₆ "-12 JIC x 7 ⁸ / ₈ "-14 |
| 27 | G6410-16-06 | 1 | Adapter, 1 ⁵ / ₁₆ " x 9 ¹⁶ / ₁₆ "-18 |
| 28 | G6815-06-06 | 1 | 90° Adjustable Elbow |
| 29 | GA25254 | 1 | Check Valve |
| 30 | GD35251 | 1 | Check Valve Cap |
| 31 | G6410-08-06 | 1 | Adapter, 3 ⁴ / ₄ "-16 x 9 ¹⁶ / ₁₆ "-18 |
| 32 | G10568101 | 1 | Pressure Sensor, 0-250 |

(10199901)



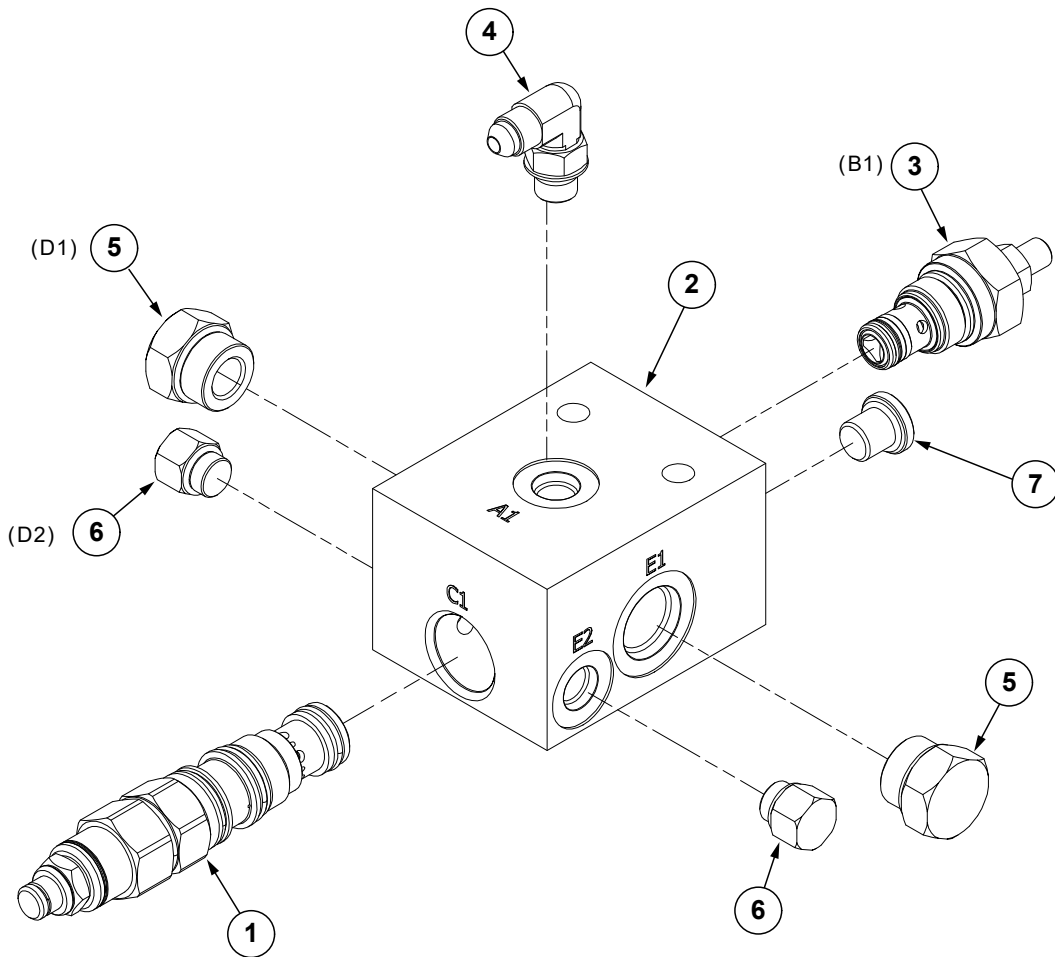
| ITEM | PART NO. | QTY. | DESCRIPTION |
|------|--------------------|------|---|
| 1 | G10169701 | 1 | Block |
| 2 | G10053801 | 1 | Adjustable Flow Control Valve |
| 3 | G6801-08 GR1037 | 2 | Elbow W/O-Ring, 90°, 3/4"-16 Male JIC To O-Ring |
| 4 | GD29321 | 2 | Plug |

(A25226)



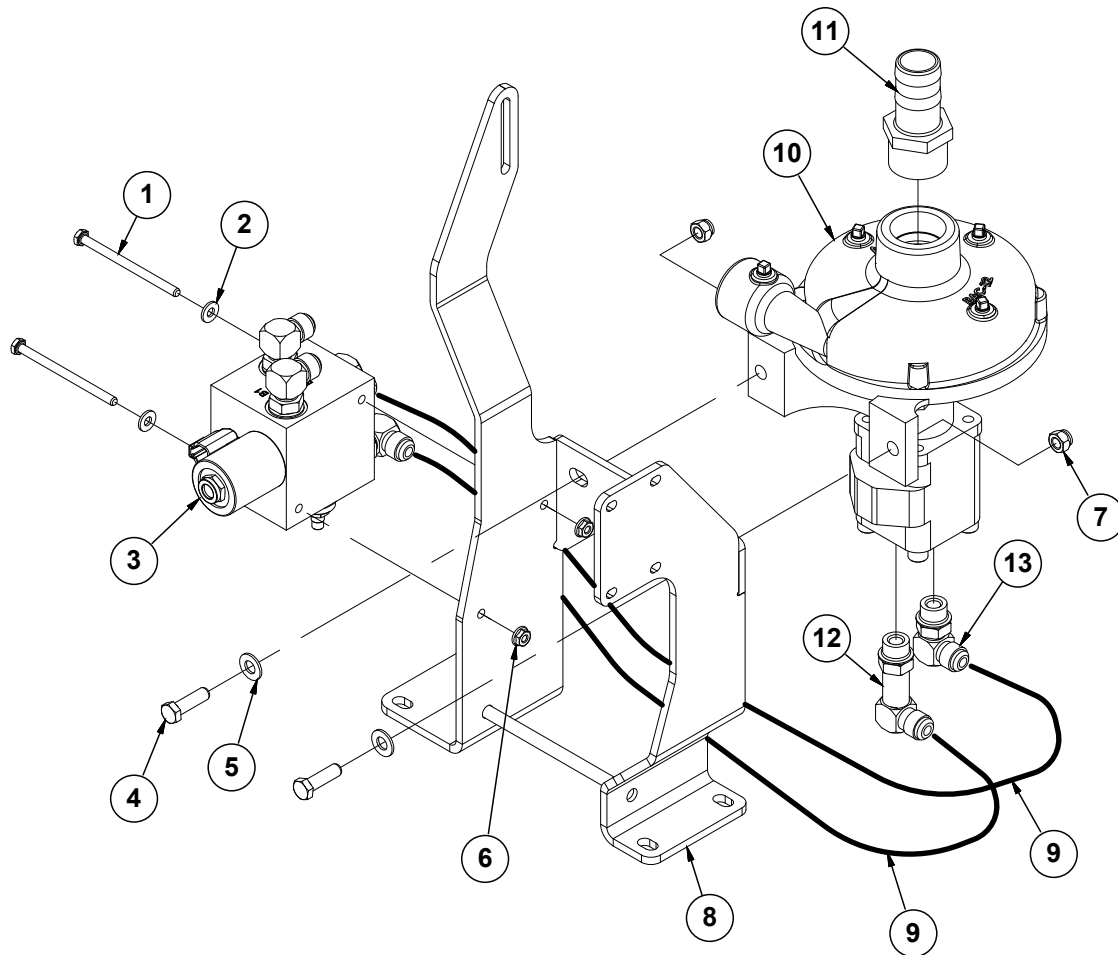
| ITEM | PART NO. | QTY. | DESCRIPTION |
|------|-----------------------|--------|---|
| 1 | G6408-08 GR1037 | 1 - | Plug W/O-Ring, 3/4"-16 O-Ring O-Ring |
| 2 | GD33361 | 1 | Direct Acting Inverse Relief |
| 3 | G6400-04 GR1465 | 1 - | Connector W/O-Ring, 7/16"-20 Male JIC To O-Ring O-Ring |
| 4 | G6408-H06-O GR1045 | 1 - | Hex Socket Head Plug W/O-Ring, 5/16"-18 O-Ring O-Ring |
| 5 | GD35210 | 1 | Manifold Block |

(A27042)



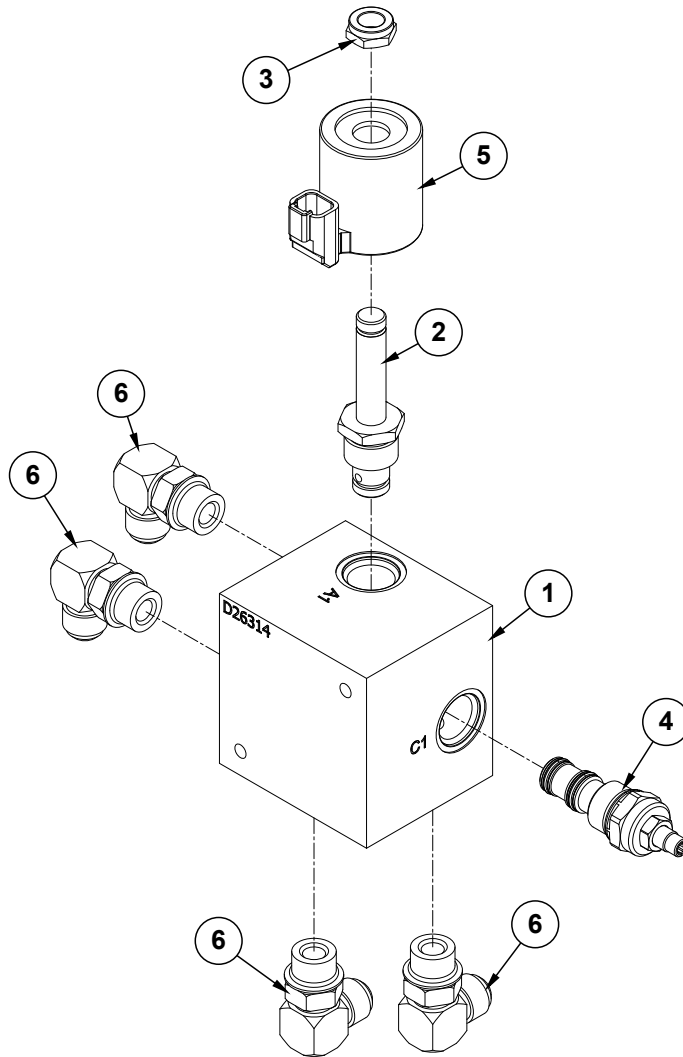
| ITEM | PART NO. | QTY. | DESCRIPTION |
|------|--------------------|--------|--|
| 1 | GA20697 | 1 | Counterbalance Valve |
| 2 | GD34633 | 1 | Manifold Block |
| 3 | GD33361 | 1 | Direct Acting Inverse Relief |
| 4 | G6801-04-04 | 1 | 90° Adjustable Elbow, 7/16"-20 |
| 5 | G6408-08 GR1037 | 2 - | Plug W/O-Ring, 3/4"-16 O-Ring O-Ring |
| 6 | G6408-04 GR1465 | 2 - | Plug W/O-Ring, 7/16"-20 O-Ring O-Ring |
| 7 | G6408-H04-O | 1 | Hex Socket Head Plug, 7/16"-20 |

(IP1708)



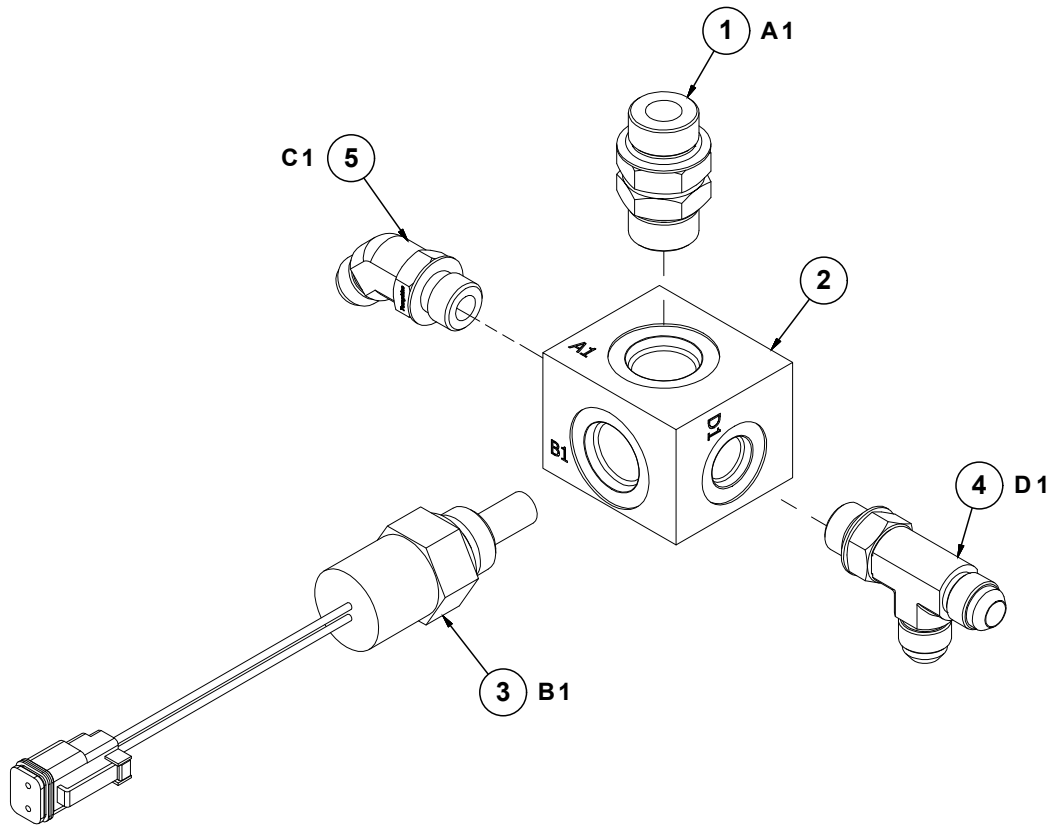
| ITEM | PART NO. | QTY. | DESCRIPTION |
|------|-------------|------|---|
| 1 | G11135 | 2 | Hex Head Cap Screw, 1/4"-20 X 3 3/4" |
| 2 | G11385 | 2 | Flat Washer, 1/4" SAE |
| 3 | GA18355 | 1 | See "Hydraulic Fertilizer Block" on page P167 |
| 4 | G10004 | 2 | Hex Head Cap Screw, 3/8"-16 x 1 1/4" |
| 5 | G11387 | 2 | Flat Washer, 3/8" SAE |
| 6 | G10621 | 2 | Serrated Flange Nut, 1/4"-20 |
| 7 | G10108 | 2 | Lock Nut, 3/8"-16 |
| 8 | G10135501 | 1 | Fertilizer Pump Mount |
| 9 | *A1073 | 2 | Hose Assembly, 3/8" x 18" |
| 10 | GA14809 | 1 | Fertilizer Pump |
| | GR2191 | - | Centrifugal Pump Seal Kit |
| | GR2235 | - | Hydraulic Motor Seal Kit |
| 11 | G10626 | 1 | Adapter, 1 1/4" NPT To Barb |
| 12 | G6801-LL-08 | 1 | X-Long Elbow W/O-Ring, 90°, 3/4"-16 Male JIC To O-Ring |
| 13 | G6801-08 | 1 | Elbow W/O-Ring, 90°, 3/4"-16 Male JIC To O-Ring |
| | GR1037 | - | O-Ring |

(IP1709)

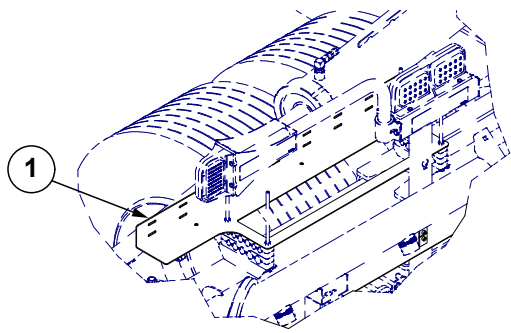


| ITEM | PART NO. | QTY. | DESCRIPTION |
|------|----------|------|---|
| 1 | GD26314 | 1 | Fertilizer Block |
| 2 | GR0763 | 1 | Cartridge |
| | GR0764 | - | Seal Kit |
| 3 | GR1750 | 1 | Hex Nut |
| 4 | GA18357 | 1 | Flow Control Valve |
| 5 | GA14799 | 1 | Coil |
| 6 | G6801-08 | 4 | Elbow W/O-Ring, 90°, 3/4"-16 Male JIC To O-Ring |
| | GR1037 | - | O-Ring |

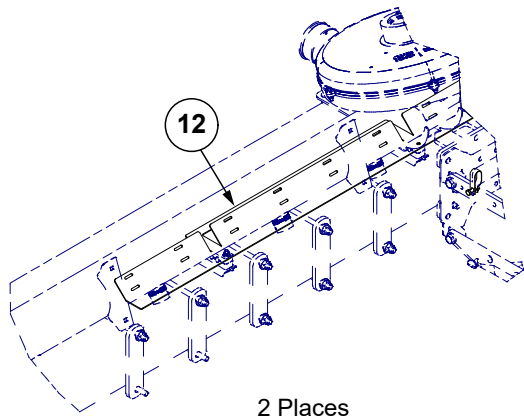
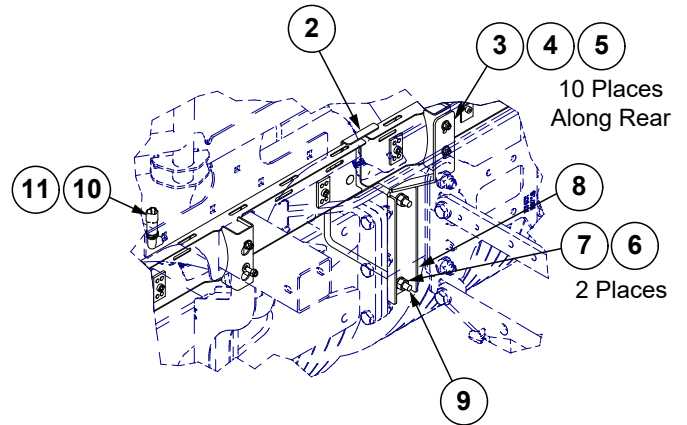
(10336101)



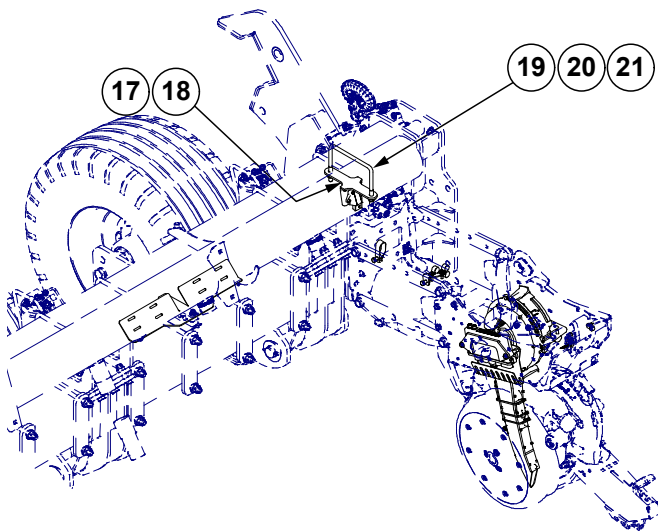
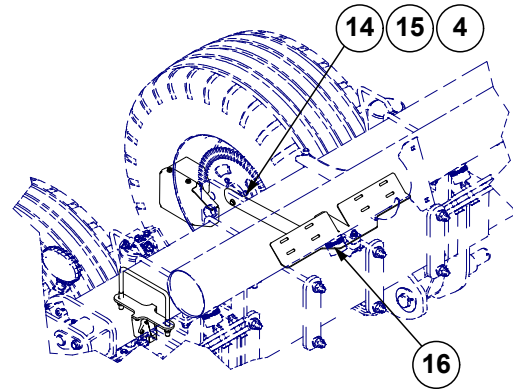
| ITEM | PART NO. | QTY. | DESCRIPTION |
|------|--------------|------|---|
| 1 | G6403-NWO-08 | 1 | Adjustable Union W/O-Ring, 3/4"-16 |
| 2 | G10087601 | 1 | Hydraulic Manifold Block |
| 3 | G10098201 | 1 | Temperature Sensor |
| 4 | G6804-06 | 1 | Adjustable Tee, 1/16"-18 Male JIC To 3/4"-16 O-Ring |
| | GR1037 | - | O-Ring |
| 5 | G6802-06-06 | 1 | 45° Elbow, 1/16"-18 x 1/16"-18 W/O-Ring |



2 Places

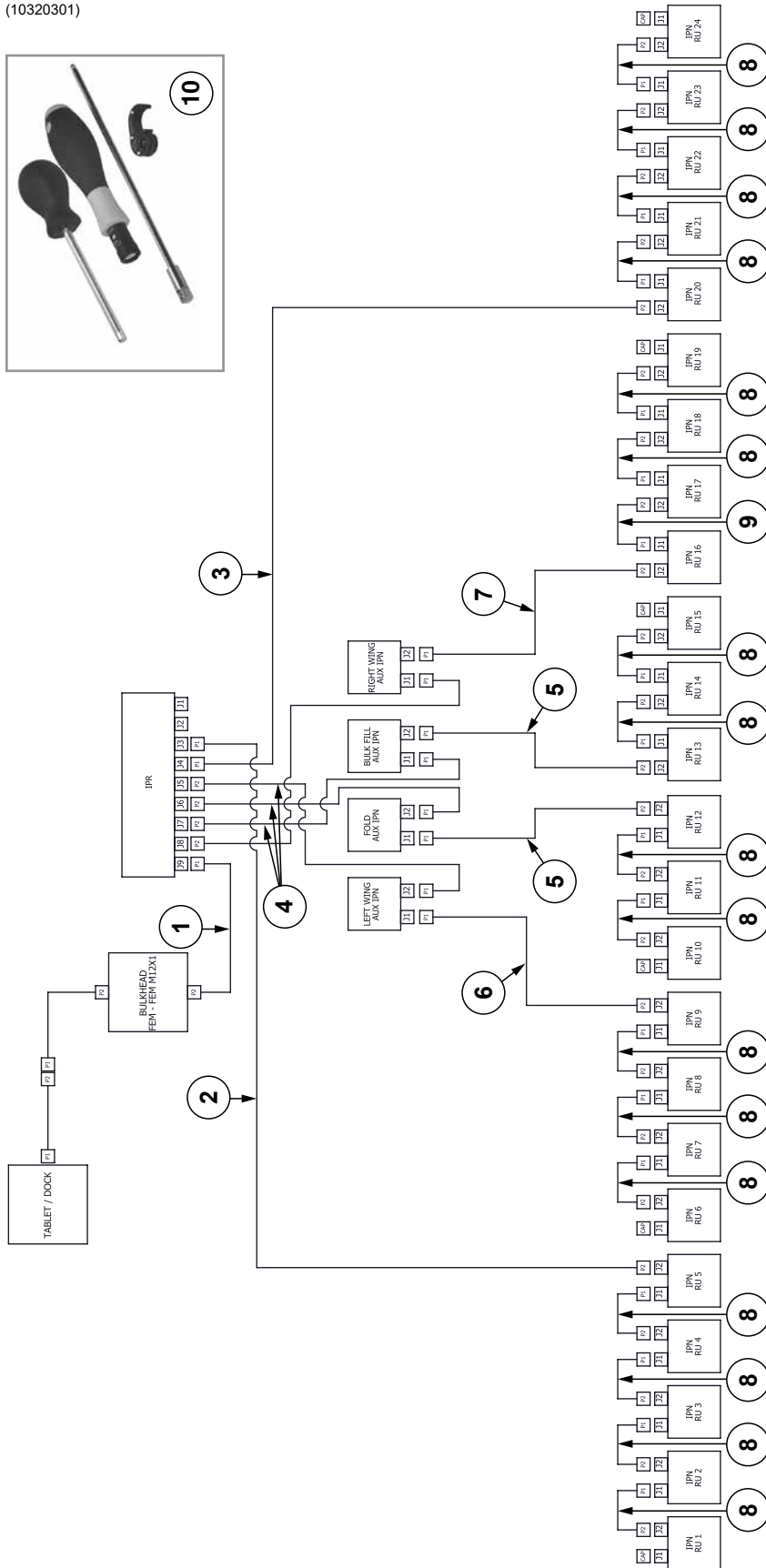


2 Places



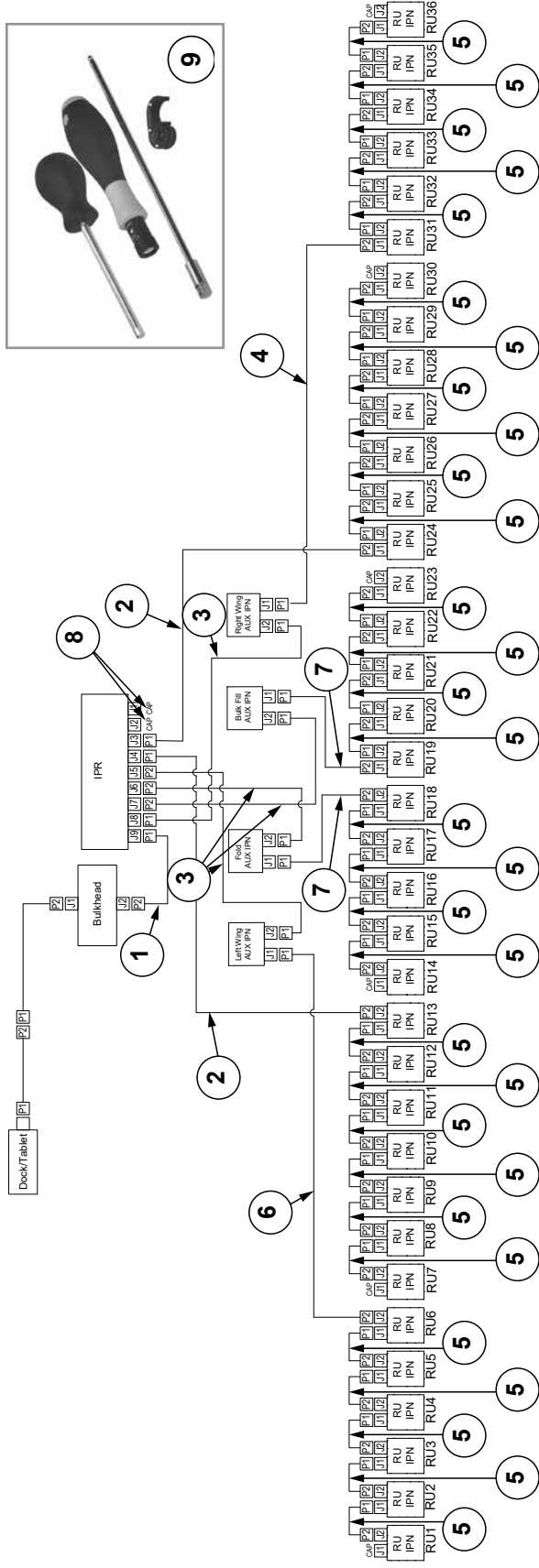
| ITEM | PART NO. | QTY. | DESCRIPTION |
|------|-----------|------|---|
| 1 | GA26833 | 2 | Harness and TD Retention Tray |
| 2 | GD36503 | 2 | Connector Bracket |
| 3 | G10312 | 20 | Carriage Bolt, 5/16"-18 x 3/4" |
| 4 | G11386 | 22 | Flat Washer, 5/16" SAE |
| 5 | G10109 | 20 | Lock Nut, 5/16"-18 |
| 6 | G10228 | 4 | Lock Washer, 1/2" |
| 7 | G10102 | 4 | Hex Nut, 1/2"-13 |
| 8 | GD36498 | 2 | Hose Support Bracket |
| 9 | GD7145 | 2 | U-Bolt, 7" x 7" x 1/2"-13 |
| 10 | GA14805 | 3 | Air Pressure/Vacuum Sensor |
| 11 | G10023601 | 2 | 1/8" x 1/8" NPT PFA 90° Elbow |
| 12 | GD36392 | 2 | Wing Harness Bracket |
| 13 | --- | --- | --- |
| 14 | GD35885 | 1 | Cable Guard |
| 15 | G10043 | 2 | Hex Head Cap Screw, 5/16"-18 x 3/4" |
| 16 | GD36391 | 4 | Harness Bracket |
| 17 | G10260 | 6 | Hex Socket Head Cap Screw, 1/4"-20 x 1/2" |
| 18 | GA25976 | 2 | IPP Wing Mount |
| 19 | GD11132 | 2 | U-Bolt, 4" x 7" x 1/2"-13 |
| 20 | G11389 | 4 | Flat Washer, 1/2" Plated SAE |
| 21 | G10111 | 4 | Lock Nut, 1/2"-13 |

(10320301)



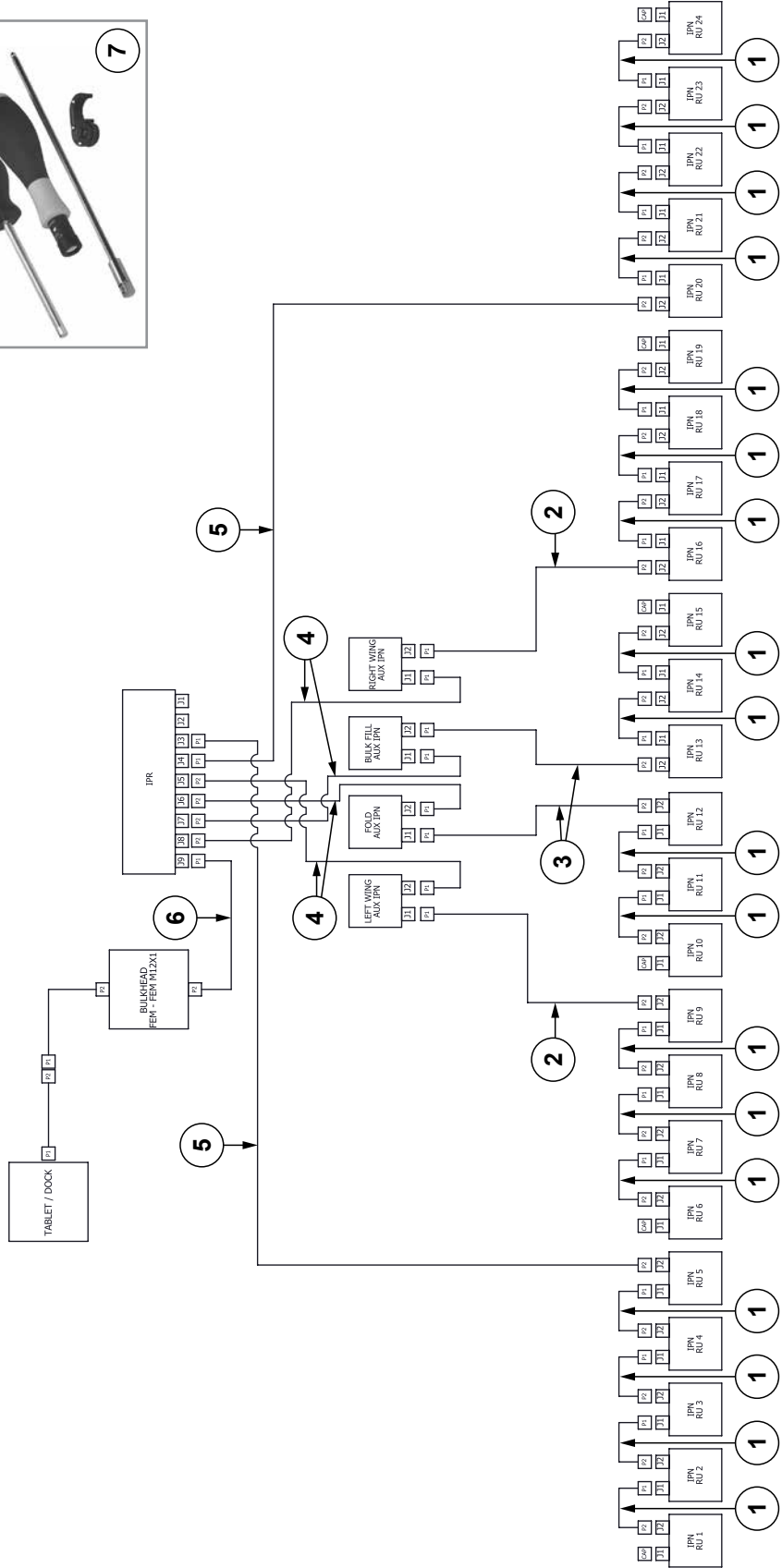
| ITEM | PART NO. | QTY. | DESCRIPTION |
|------|-------------|------|---|
| 1 | GA22555-525 | 1 | Ethernet Cable (M12 RA Special-M12 STR), 525" |
| 2 | GA22556-340 | 1 | Ethernet Cable (M12 RA Special-MA12 STR), 340" |
| 3 | GA22556-375 | 1 | Ethernet Cable (M12 RA Special-MA12 STR), 375" |
| 4 | GA24869-28 | 4 | Ethernet Cable (M12 RA Special-M12 RA), 28" |
| 5 | GA24869-130 | 2 | Ethernet Cable (M12 RA Special-M12 RA), 130" |
| 6 | GA22556-235 | 1 | Ethernet Cable (M12 RA Special-M12 RA Special), 235" |
| 7 | GA24869-235 | 1 | Ethernet Cable (M12 RA Special-M12 RA), 235" |
| 8 | GA22556-91 | 23 | Ethernet Cable (M12 RA-M12 RA), 91" |
| 9 | GA22556-97 | 1 | Ethernet Cable (M12 RA-M12 RA), 97" |
| 10 | GA26173 | - | Torque Driver, M12, Includes: (1) Interchangeable Blade, (1) Torque Handle, (1) Setting Aid, (1) M12 Attachment |

(Z0421)



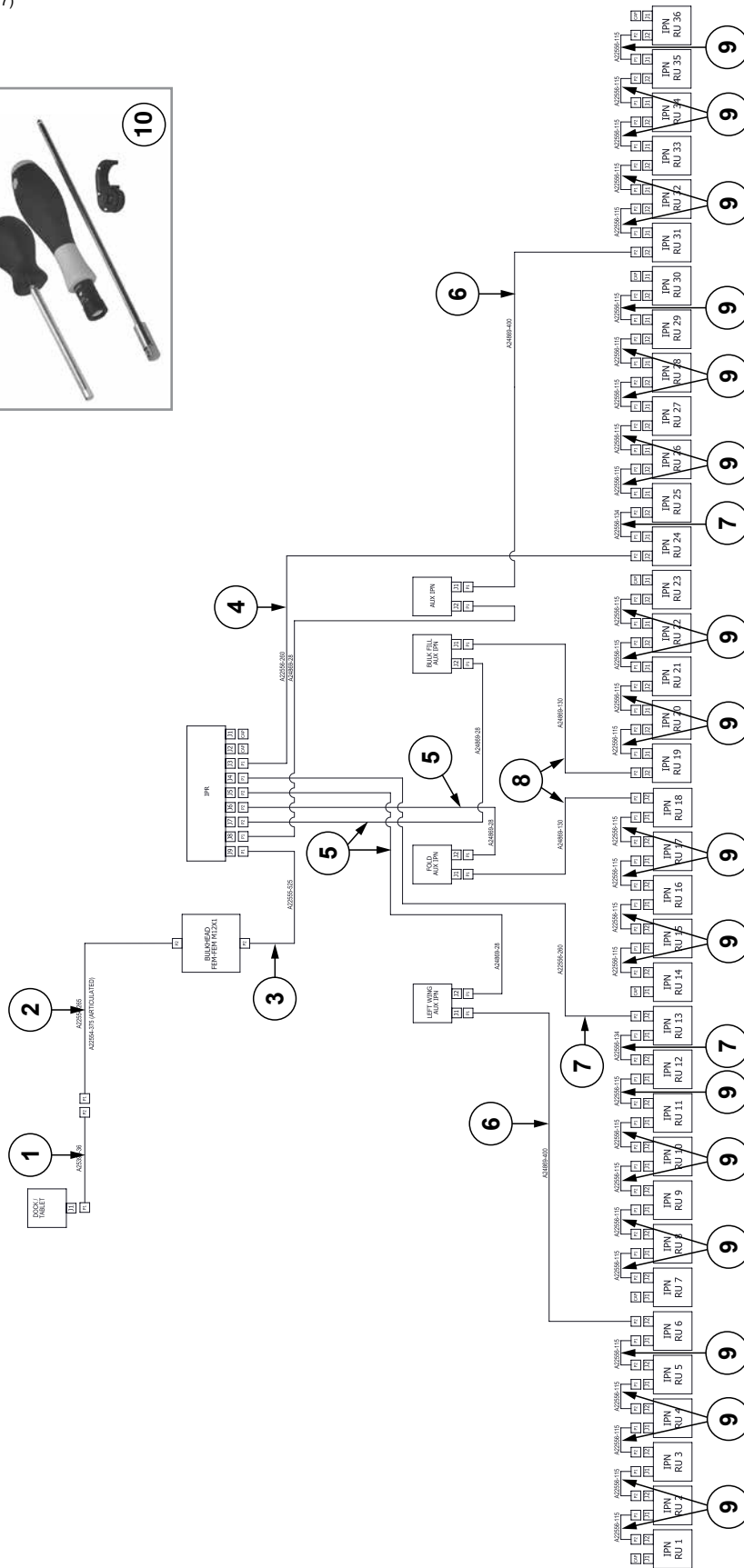
| ITEM | PART NO. | QTY. | DESCRIPTION |
|------|-------------|------|---|
| 1 | GA22555-525 | 1 | Ethernet Cable (M12 RA Special-M12 STR), 525" |
| 2 | GA24869-235 | 2 | Ethernet Cable (M12 RA Special-M12 RA), 235" |
| 3 | GA24869-28 | 3 | Ethernet Cable (M12 RA Special-M12 RA), 28" |
| 4 | GA22556-375 | 1 | Ethernet Cable (M12 RA Special-MA12 STR), 375" |
| 5 | GA22556-82 | 36 | Ethernet Cable (M12 RA-M12 RA), 82" |
| 6 | GA26346 | 1 | Work Light Harness |
| 7 | GA24869-130 | 3 | Ethernet Cable (M12 RA Special-M12 RA), 130" |
| 8 | GD30726 | - | Socket Dust Cover, M12 |
| 9 | GA26173 | - | Torque Driver, M12, Includes: (1) Interchangeable Blade, (1) Torque Handle, (1) Setting Aid, (1) M12 Attachment |

(103168)

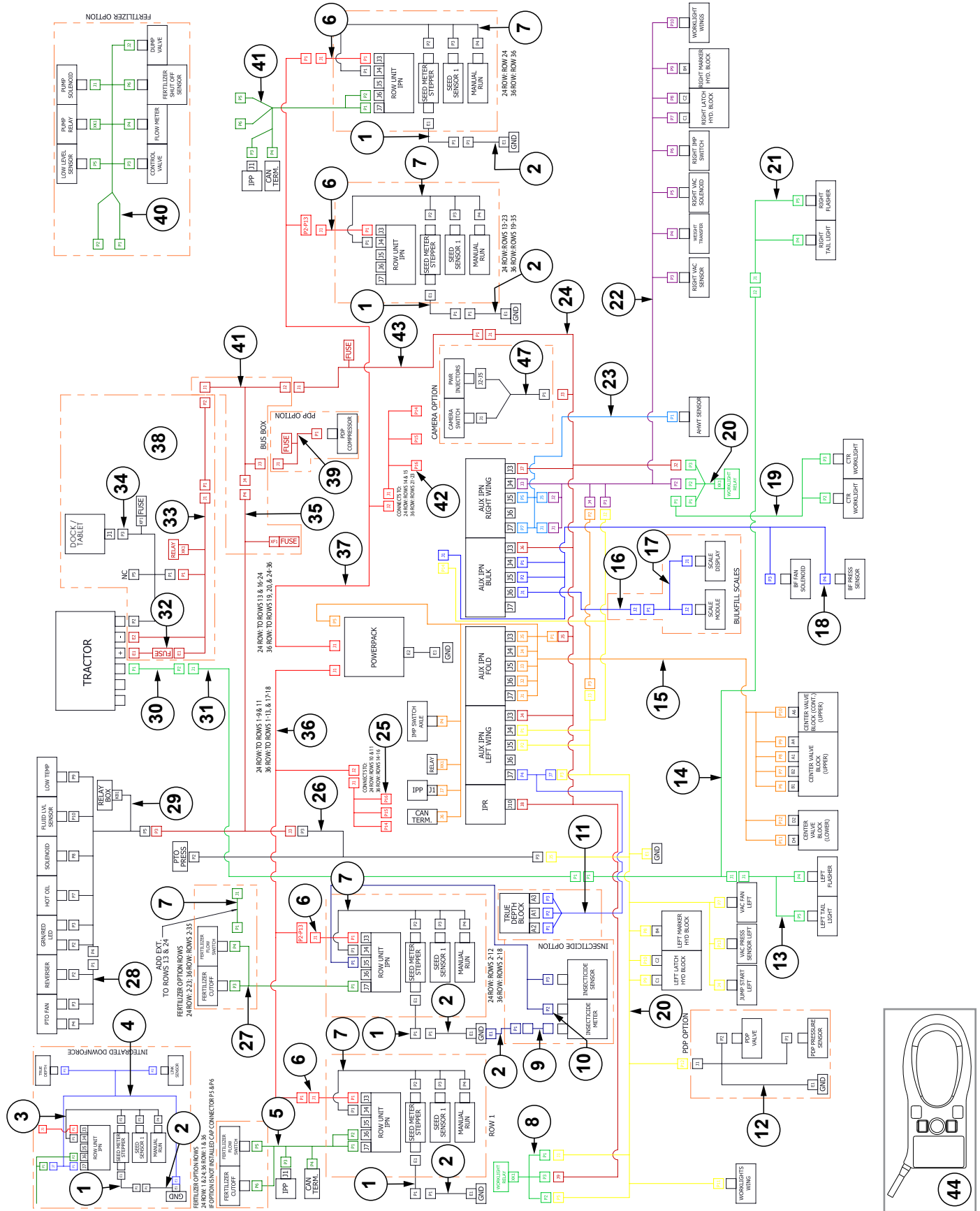


| ITEM | PART NO. | QTY. | DESCRIPTION |
|------|-------------|------|--|
| 1 | GA22556-134 | 18 | Ethernet Cable (M12 RA Special-M12 RA Special), 134" |
| 2 | GA24869-285 | 2 | Ethernet Cable (M12 RA Special-M12 STR), 285" |
| 3 | GA24869-182 | 2 | Ethernet Cable (M12 RA Special-M12 STR), 182" |
| 4 | GA24869-28 | 4 | Ethernet Cable (M12 RA Special-M12 RA), 28" |
| 5 | GA22556-420 | 2 | Ethernet Cable (M12 RA Special-M12 RA Special), 420" |
| 6 | GA22555-525 | 1 | Ethernet Cable (M12 RA Special-M12 STR), 525" |
| 7 | GA26173 | - | Torque Driver, M12, includes: (1) Inchangeable Blade, (1) Torque Handle, (1) Setting Aid, (1) M12 Attachment |

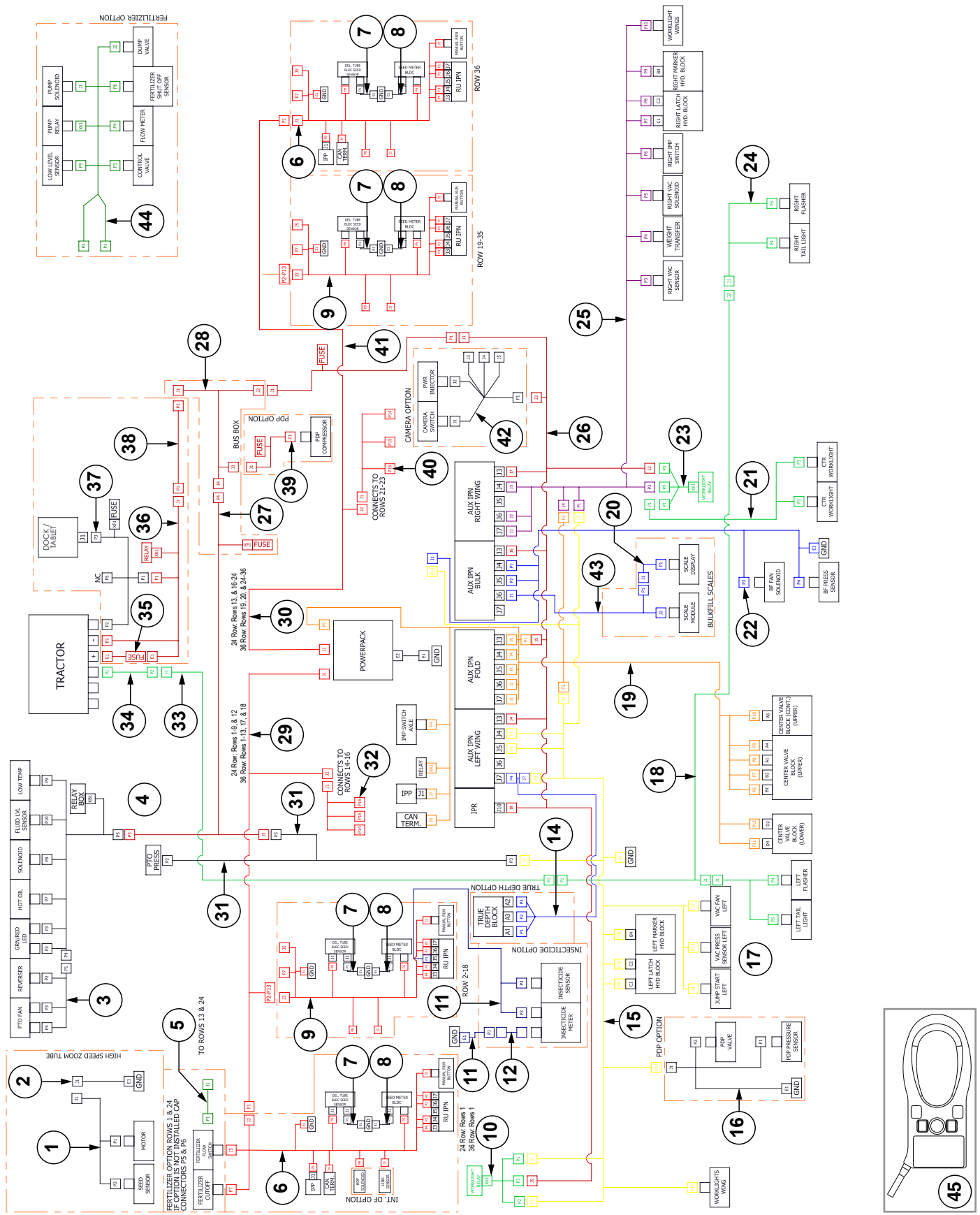
(103167)



| ITEM | PART NO. | QTY. | DESCRIPTION |
|------|-------------|------|---|
| 1 | GA25399-36 | 1 | Ethernet Cable (RJ45-Female M12 STR), 36" |
| 2 | GA22554-265 | 1 | Ethernet Cable (M12 STR-M12 STR), 265" |
| | GA22554-375 | - | Ethernet Cable (M12 STR-M12 STR), 375" |
| 3 | GA22555-525 | 1 | Ethernet Cable (M12 RA Special-M12 STR), 525" |
| 4 | GA22556-260 | 3 | Ethernet Cable (M12 RA Special-MA12 STR), 260" |
| 5 | GA24869-28 | 2 | Ethernet Cable (M12 RA Special-M12 RA), 28" |
| 6 | GA24869-400 | 2 | Ethernet Cable (M12 RA Special-M12 RA), 400" |
| 7 | GA22556-134 | 2 | Ethernet Cable (M12 RA Special-M12 RA Special), 134" |
| 8 | GA24869-130 | 2 | Ethernet Cable (M12 RA Special-M12 RA), 130" |
| 9 | GA22556-115 | 28 | Ethernet Cable (M12 RA Special-M12 RA Special), 115" |
| 10 | GA26173 | - | Torque Driver, M12, Includes: (1) Interchangeable Blade, (1) Torque Handle, (1) Setting Aid, (1) M12 Attachment |

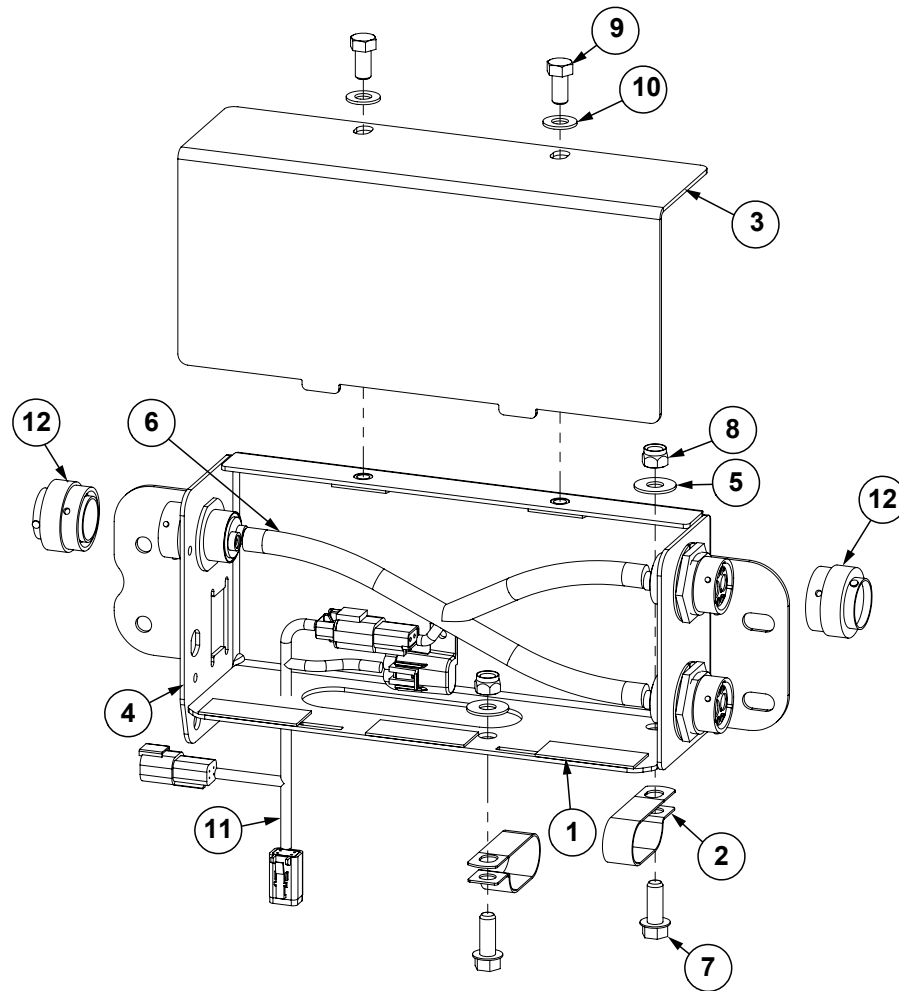


| ITEM | PART NO. | QTY. | DESCRIPTION |
|------|------------------------|------|--|
| 1 | GA20711 | - | Seed Meter Motor ESD Drain Harness |
| 2 | GA20712 | - | Row Unit ESD Drain Harness |
| 3 | GA25203 | - | Row Unit Seed Meter Harness |
| 4 | GA26709 | - | Integrated True Depth Row Unit Harness |
| 5 | GA26835 | - | IPP Wing Harness |
| 6 | GA25029 | - | Row Unit Power Extension Harness |
| 7 | GA26007 | - | 2 Wire Extension Harness, 54" |
| 8 | GA22547 | - | Worklight Relay Harness |
| 9 | GA20710 | - | Granular Chemical Motor ESD Drain Harness |
| 10 | GA22522 | - | Insecticide Harness |
| 11 | GA26711 | - | Integrated True Depth Harness |
| 12 | GA25204 | - | PDP Conrol/Sensor Harness |
| 13 | G10133001 | - | L.H. Tail Light Harness |
| 14 | G10132801 | - | "Y" Tail Light Harness |
| 15 | G10288101 | - | Fold IPN Harness |
| 16 | G10286102 | - | CAN Stub Harness |
| 17 | G10242801 | - | Bulk Fill Scale CAN Cable PHD28 |
| 18 | G10573001 | - | Bulk Fill Harness |
| 19 | GA26346 | - | Work Light Harness |
| 20 | G10200001 | - | Left Wing Harness |
| 21 | G10132901 | - | R.H. Tail Light Harness |
| 22 | G10288201 | - | Right Wing IPN Harness |
| 23 | G10496501 | - | Active Hydraulic Weight Transfer Intercept Harness |
| 24 | G10288001 | - | Power Harness |
| 25 | G10132101 | - | 24V Power Harness |
| 26 | G10200201 | - | PTO Draft Link Harness, 290" |
| 27 | GA26339 | - | Right Wing Harness |
| 28 | G10263101 | - | PTO Reverser Harness |
| 29 | G10200301 | - | PTO Harness |
| 30 | GA25207 | - | Tail Light Extension Harness |
| 31 | GA27151 | - | Tail Light Harness |
| 32 | G10049501 | - | Tractor Battery Connection Harnees and Fuse Kit |
| 33 | G10211901 | - | Tractor Power Harness |
| 34 | GA25031 | - | Tractor Console Harness |
| 35 | G10292601 | - | PTO System 12V Power Harness |
| 36 | G10132001 | - | 24V Row Unit Power Harness |
| 37 | G10132201 | - | 24V Row Unit Power Harness, Rows 13-24 |
| 38 | G10060901 G10060902 | - | Tractor Power Harness Extension, 10' Tractor Power Harness Extension, 16' |
| 39 | G10188101 | - | 12V Air Pump Harness |
| 40 | GA25712 | - | Fertilizer Pump Harness |
| 41 | G10291901 | - | 12V BUS Box Harness |
| 42 | G10132301 | - | 24V Power Harness |
| 43 | G10210601 | - | Draft Link Power Harness, 24V |
| 44 | GA27146 | - | Sensor Link |



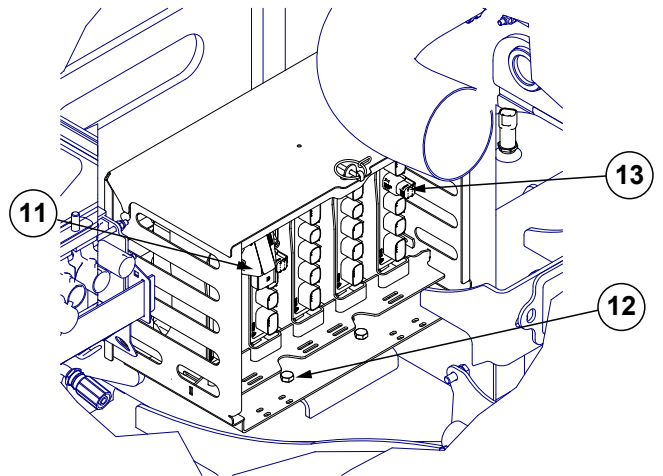
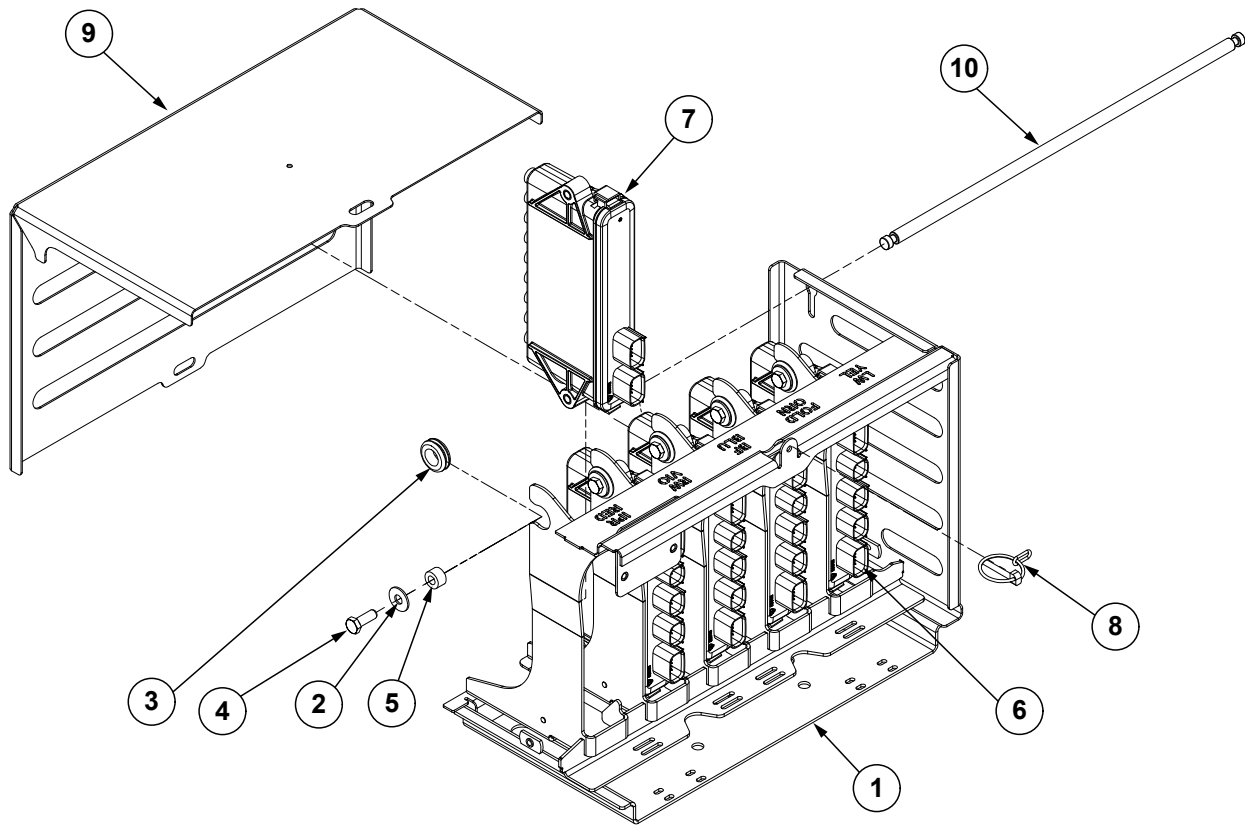
| ITEM | PART NO. | QTY. | DESCRIPTION |
|------|-----------|------|--|
| 1 | GA26980 | - | True Speed Seed Tube Harness |
| 2 | G10213502 | - | True Speed ESD Ground Strap Harness |
| 3 | G10263101 | - | PTO Reverser Harness |
| 4 | G10200301 | - | PTO Harness |
| 5 | GA26007 | - | 2 Wire Extension Harness, 54" |
| 6 | GA26981 | - | True Speed Row Unit W/IPP Harness |
| 7 | G10213602 | - | True Speed ESD Ground Strap Harness |
| 8 | G10213601 | - | True Speed ESD Ground Strap Harness |
| 9 | GA26982 | - | True Speed Row Unit Harness |
| 10 | GA22547 | - | Work Light Relay Harness |
| 11 | GA20712 | - | Row Unit ESD Drain Harness |
| 12 | GA20710 | - | Granular Chemical Motor ESD Drain Harness |
| 13 | GA22522 | - | Insecticide Harness |
| 14 | GA26711 | - | Integrated True Depth Harness |
| 15 | G10200001 | - | L.H. Tail Light Harness |
| 16 | GA25204 | - | PDP Conrol/Sensor Harness |
| 17 | G10133001 | - | L.H. Tail Light Harness |
| 18 | G10132801 | - | "Y" Tail Light Harness |
| 19 | G10288101 | - | Fold IPN Harness |
| 20 | G10266901 | - | CAN Stub Harness |
| 21 | GA26346 | - | Work Light Harness |
| 22 | G10573001 | - | Bulk Fill Scale Harness |
| 23 | GA22547 | - | Worklight Relay Harness |
| 24 | G10132901 | - | R.H. Tail Light Harness |
| 25 | G10288201 | - | Right Wing IPN Harness |
| 26 | G10288001 | - | Power Harness, 60' |
| 27 | G10292601 | - | PTO System 12V Power Harness |
| 28 | G10291901 | - | 12V BUS Box Harness |
| 29 | G10136601 | - | 24V Row Unit Power Harness, Rows 1-9 and 12, 24 Row |
| | G10132001 | - | 24V Row Unit Power Harness, Rows 1-13 and 17-18, 36 Row |
| 30 | G10136701 | - | 24V Row Unit Power Harness, Rows 13, and 16-24, 24 Row |
| | G10132201 | - | 24V Row Unit Power Harness, Rows 19-20 and 24-36, 36 Row |
| 31 | G10200201 | - | PTO Draft Link Harness, 290" |
| 32 | G10136801 | - | 24V Power Harness, 24 Row |
| | G10132101 | - | 24V Power Harness, 36 Row |
| 33 | GA27151 | - | Tail Light Harness |
| 34 | GA25207 | - | Tail Light Extension Harness |
| 35 | G10049501 | - | Tractor Battery Connection Harnees and Fuse Kit |
| 36 | G10211901 | - | Tractor Power Harness |
| 37 | GA25031 | - | Tractor Console Harness |
| 38 | G10060901 | - | Tractor Power Harness Extension, 10' |
| | G10060902 | - | Tractor Power Harness Extension, 16' |
| 39 | G10188101 | - | 12V Air Pump Harness |
| 40 | G10136901 | - | 24V Power Harness, 24 Row |
| | G10132301 | - | 24V Power Harness, 36 Row |
| 41 | GA25626 | - | 12V Draft Link Power Harness, 24 Row |
| | G10210601 | - | 24V Draft Link Power Harness, 36 Row |
| 42 | G10269201 | - | Camera Power Harness |
| 43 | G10242801 | - | Bulk Fill Scale CAN Cable PHD28 |
| 44 | G10381401 | - | Fertilizer Pump Harness, 24 Row |
| | GA25712 | - | Fertilizer Pump Harness, 36 Row |
| 45 | GA27146 | - | Sensor Link |

This page left blank intentionally.



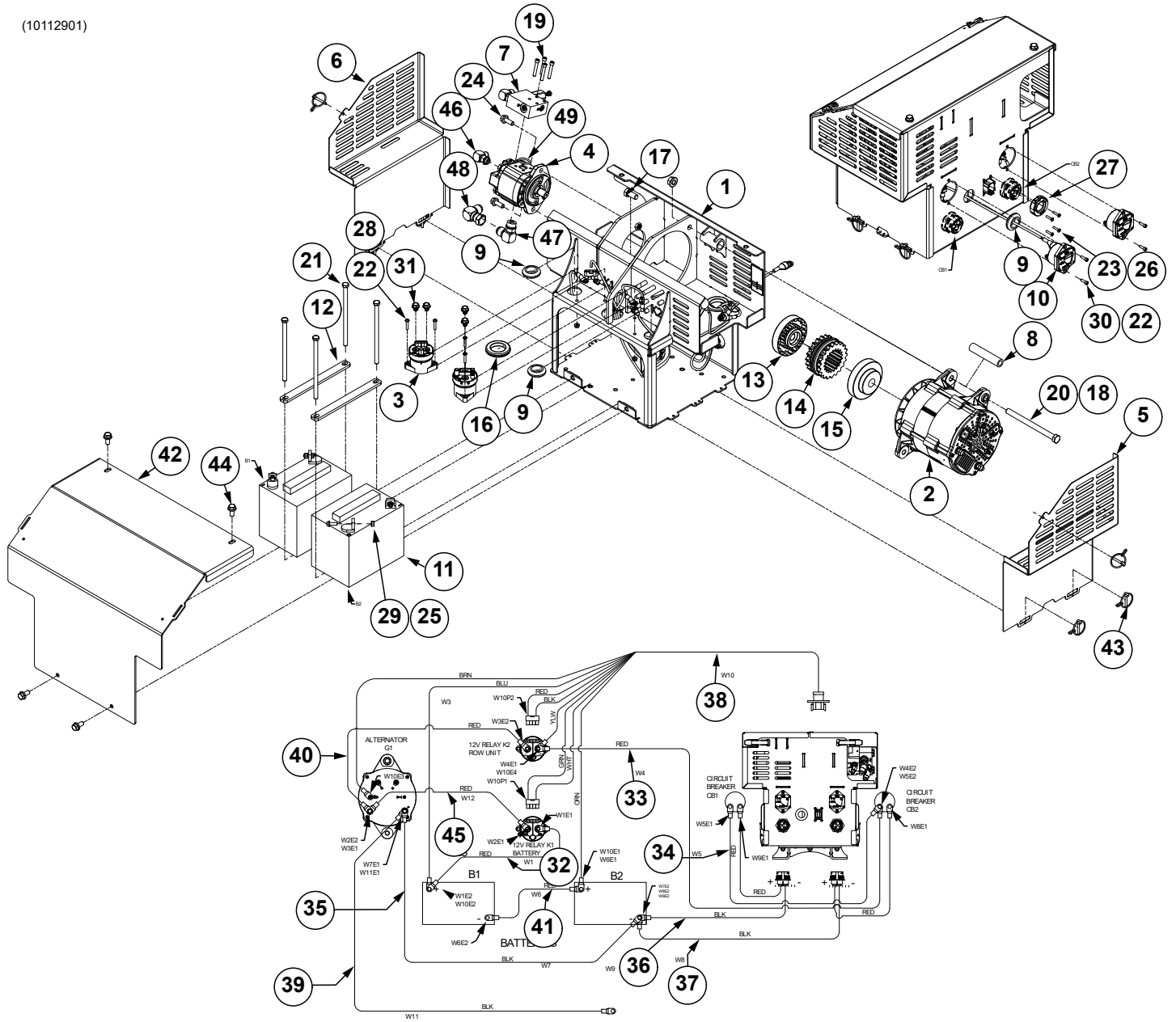
| ITEM | PART NO. | QTY. | DESCRIPTION |
|------|-----------|------|---|
| 1 | GD35921 | 3 | Rubber Pad, 1/16" |
| 2 | GD35449 | 2 | Double Tube Clamp, 1" |
| 3 | G10197301 | 1 | BUS Box Cover |
| 4 | G10197701 | 1 | BUS Box Base |
| 5 | G10210 | 2 | Washer, 3/8" USS |
| 6 | G10291901 | 1 | 12V BUS Box Harness |
| 7 | G11124 | 2 | Hex Serrated Flange Cap Screw, 3/8"-16 x 1" |
| 8 | G10108 | 2 | Lock Nut, 3/8"-16 |
| 9 | G10002 | 2 | Hex Head Cap Screw, 3/8"-16 x 3/4" |
| 10 | G11387 | 2 | Flat Washer, 3/8" SAE |
| 11 | G10292601 | 1 | PTO System 12V Power Harness |
| 12 | GD32061 | 2 | Dust Cap W/Chain, 18" |

(A26983)



| ITEM | PART NO. | QTY. | DESCRIPTION |
|------|----------|------|---|
| 1 | GA25964 | 1 | AUX IPN Mount |
| 2 | G10219 | 5 | Washer, 5/16" USS |
| 3 | GD35868 | 5 | Grommet |
| 4 | G10991 | 5 | Hex Head Cap Screw, 5/16"-18 x 7/8" |
| 5 | GD35872 | 5 | Spacer |
| 6 | GA25949 | 4 | IPN Module Assembly |
| 7 | GA25950 | 1 | IPR Module Assembly |
| 8 | G11339 | 1 | Pin W/Chain |
| 9 | GD35866 | 1 | AUX IPN Mount Cover |
| 10 | GD35873 | 1 | AUX IPN Mount Lock Rod |
| 11 | GA21687 | 3 | IPP Module Assembly |
| | G10260 | 6 | Hex Socket Head Cap Screw, 1/4"-20 x 1/2" |
| 12 | G10001 | 6 | Hex Head Cap Screw, 3/8"-16 x 1" |
| | G10229 | 6 | Lock Washer, 3/8" |
| | G10101 | 2 | Hex Nut, 3/8"-16 |
| 13 | GD35837 | 36 | Sealed Plug, MX150, 2 x 3, Key A W/CPA |

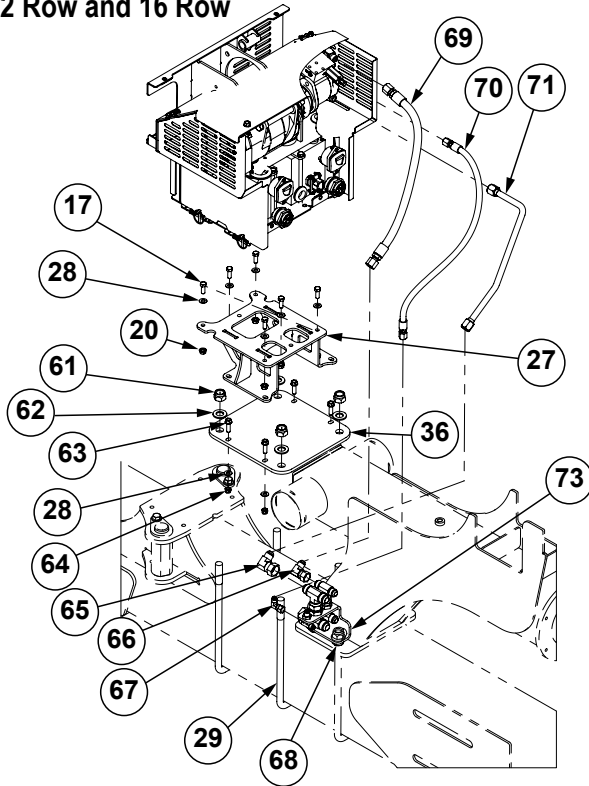
(10112901)



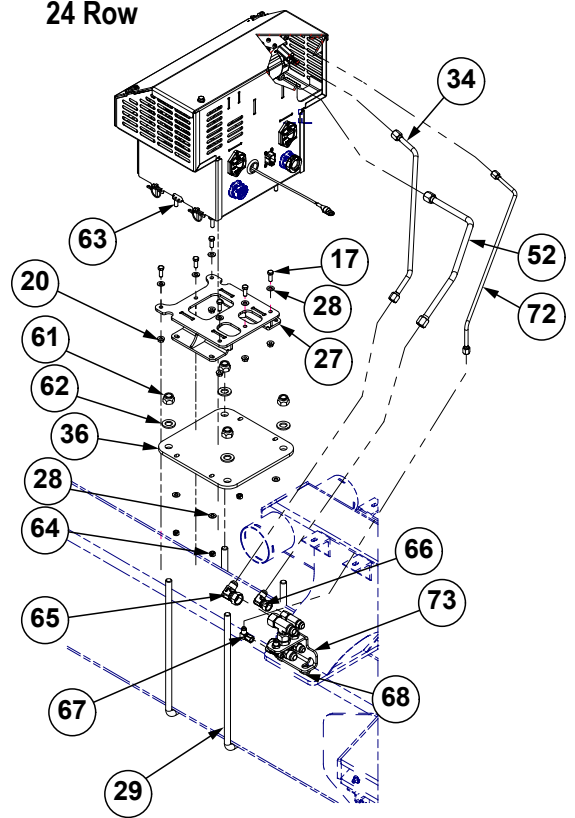
COMPONENT HOOKUP CHART

| ITEMS | REF DES | FROM | USED W/ ITEM | TO | USED W/ ITEM | COLOR | FUNCTION |
|-------|---------|----------|--------------|----------|--------------|---------|------------------------------|
| 42 | W1 | B1+ | E2 | K1A2 | F1 | RED | PWR |
| 45 | W12 | K1A1+ | F1 | G81+ | E2 | RED | PWR |
| 43 | W3 | CB1+ | F1 | K2A1+ | F2 | RED | PWR |
| 33 | W4 | K1A2 | F1 | CB2 LINE | E2 | RED | PWR |
| 34 | W5 | CB1 LINE | E1 | CB2 LINE | E2 | BLK | PWR |
| 41 | W6 | B2+ | F1 | B1 | E2 | RED | PWR |
| 35 | W7 | B2 | E2 | GR2 | F1 | BLK | GND |
| 37 | W8 | PAN | J1 | CB2 LOAD | F2 | RED | PWR |
| | | | | CB1 LOAD | F1 | RED | PWR |
| 36 | W9 | PAN | J1 | B2 | F2 | BLK | GND |
| | | | | K2 | F2 | RED-BLK | RU PWR RELAY (PWR&GND) |
| | | | | AC | F3 | BRN | ALTERNATOR SENSE FRGQ |
| | | | | K2A2 | E3 | YLW | RU PWR FEEDBACK |
| | | | | K1 | F1 | GRN-WHT | BATTERY PACK RELAY (PWR&GND) |
| | | | | B1+ | E2 | BLU | BATTERY #1 VOLTAGE MONITOR |
| | | | | B2+ | E1 | ORN | BATTERY #2 VOLTAGE MONITOR |
| 39 | W11 | GND | E2 | NC | B1 | BLK | PAINTER GROUND |

12 Row and 16 Row



24 Row



| ITEM | PART NO. | QTY. | DESCRIPTION |
|------|----------------------|--------|---|
| 1 | G10416001 | 1 | Battery Box |
| 2 | *A26673 **GA19301 | 1 - | Alternator, Style A (Manufactured by Dixie) Alternator, Style B (Manufactured by Prestolite) |
| 3 | G10584701 | 2 | Contactors |
| 4 | G10169501 GR2382 | 1 | Hydraulic Motor Seal Kit |
| 5 | GD36822 | 1 | Battery Box Vent |
| 6 | GD36821 | 1 | Battery Box Vent |
| 7 | --- | 1 | See "Power Pack Hydraulic Motor Valve Block" on page P163 |
| 8 | G10318901 | 1 | Sleeve, 3/4" x 3.85" |
| 9 | GD22200 | 3 | Grommet, 1" |
| 10 | GD28354 | 2 | Circuit Breaker, 100 Amp Panel Mount |
| 11 | GD28363 | 2 | Battery, 12 Volt |
| 12 | G10114001 | 2 | Battery Strap |
| 13 | GD36680 | 1 | Half Coupler |
| 14 | GD36681 | 1 | Sleeve W/Retaining Ring |
| 15 | GD36682 | 1 | Half Coupler |
| 16 | GR2126 | 2 | 1 1/2" Push-In Grommet |
| 17 | G10001 | - | Hex Head Cap Screw, 3/8"-16 x 1" |
| 18 | G10071 | 1 | Serrated Flange Nut, 1/2"-13 |
| 19 | G11418 | 4 | Hex Socket Head Cap Screw, 1/4" x 1 1/2" |
| 20 | G10622 | - | Serrated Flange Nut, 3/8"-16 |
| 21 | G10954 | 4 | Hex Head Cap Screw, 3/8"-16 x 7" |

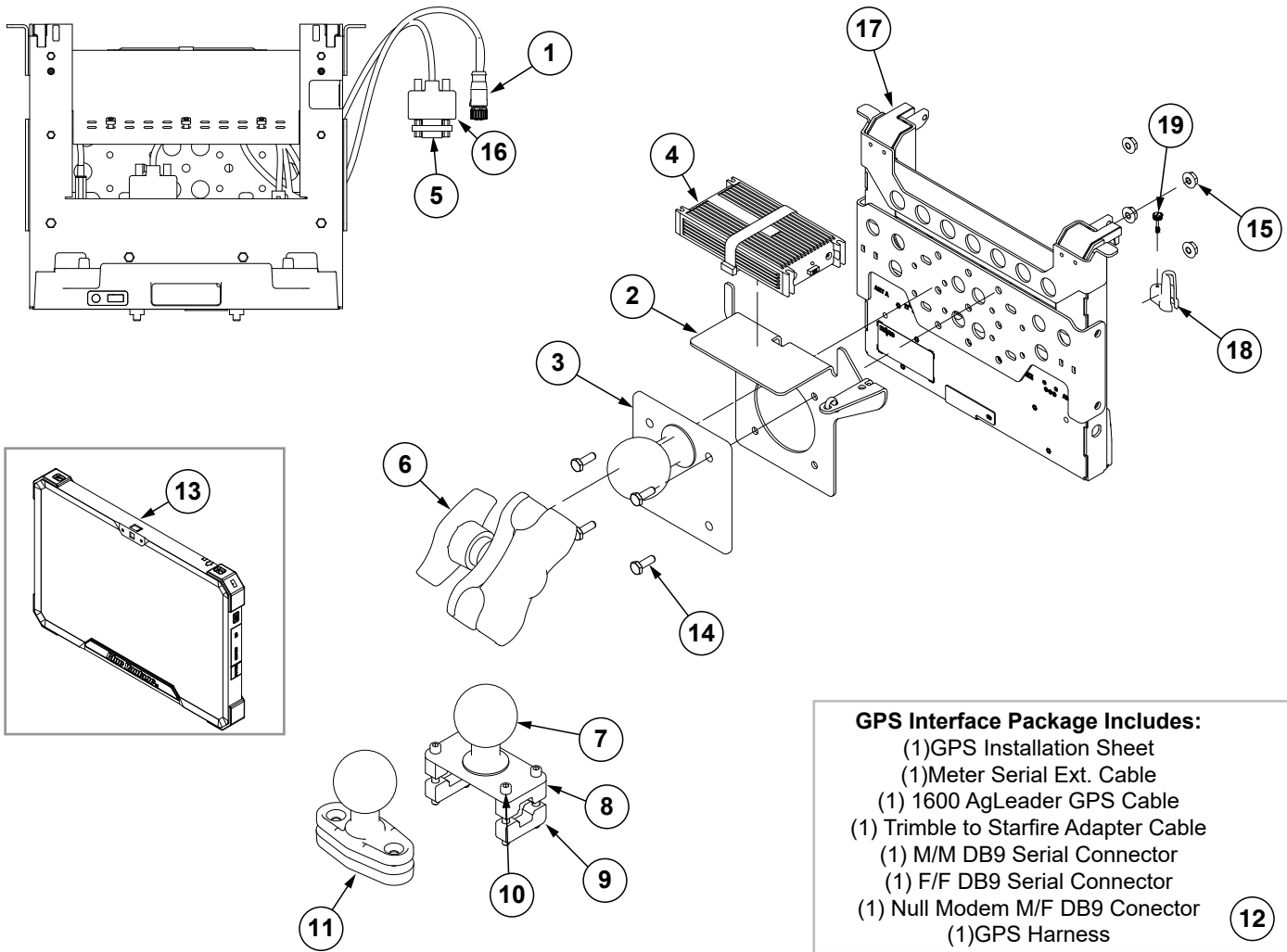
Continued on following pages.

| ITEM | PART NO. | QTY. | DESCRIPTION |
|------|------------------------|--------|--|
| 22 | G10992 | 8 | Serrated Flange Nut, No. 10-24 |
| 23 | G11067 | 4 | Phillips Pan Head Machine Screw, No. 8-32 x ¾", Stainless Steel |
| 24 | G11124 | 2 | Hex Serrated Flange Cap Screw, ⅜"-16 x 1" |
| 25 | G11166 | 4 | Hex Socket Flange Cap Screw, ¼"-20 x ¾" |
| 26 | G11202 | 4 | Lock Nut W/Nylon Insert, No. 8-32, Stainless Steel |
| 27 | G10025801 GA26681 | --- | Base Mount, 12 Row and 16 Row Base Mount, 24 Row |
| 28 | G11387 | - | Flat Washer, ⅜" SAE |
| 29 | GD25235 GD25499 | 2 2 | U-Bolt, 8" x 14" x ¾"-10, 12 Row and 16 Row U-Bolt, 8" x 16" x ¾"-10, 24 Row |
| 30 | G11588 | 4 | Hex Socket Head Cap Screw, No. 10-24 x ⅝" |
| 31 | G12219-12 | 4 | Hex Serrated Flange Cap Screw, M8-1.25 x 12 |
| 32 | GA26683 | 1 | Red Cable, 4 Gauge x 15" |
| 33 | GA26684 | 1 | Red Cable, 4 Gauge x 28" |
| 34 | G10128901 | - | Hydraulic Steel Line, 1/2" |
| 35 | G10105 | 4 | Hex Nut, ¾"-10 |
| 36 | GD27019 | 1 | Power Pack Mount |
| 37 | GA26688 | 1 | Row Unit Battery Box Harness, Power 2 |
| 38 | G10600701 | 1 | Compact Power Pack Sensor Harness |
| 39 | G10179206 G10477101 | 1 | Cable, 4 Gauge, Black (⅝" Ring - ⅜" Ring) x 54", Style A Cable, 4 Gauge, Black (⅜" Ring x ⅜" Ring) x 42", Style B |
| 40 | GA25023 | 1 | Cable, 4GA, ⅝" to ⅜" |
| 41 | GA25993 | 1 | Cable, 4GA x 14" |
| 42 | GD36820 | 1 | Battery Box Cover |
| 43 | G10439801 | 6 | Pin W/Chain |
| 44 | G11123 | 4 | Hex Serrated Flange Cap Screw, ⅜"-16 x ¾" |
| 45 | GA26926 | 1 | Cable, 4GA Red/Cover x 32" |
| 46 | G6801-06 GR1045 | 1 - | Elbow W/O-Ring, 90°, ⅝"-18 Male JIC To O-Ring O-Ring |
| 47 | G6801-10 GR1466 | 1 | Elbow W/O-Ring, 90°, ⅞"-14 Male JIC To O-Ring O-Ring |
| 48 | G6500-10 | 1 | Swivel Elbow, 90°, ⅞"-14 Male JIC To Female |
| 49 | GD30262 | 1 | O-Ring, No. 213 |
| 50 | GD25007 | 1 | Deutsch Cap, Size 24 |
| 51 | G10108 | 4 | Lock Nut, ⅜"-16 |
| 52 | G10129001 | --- | Hydraulic Steel Line, ⅝" |
| 53 | --- | 1 | See "Power Pack Hydraulic Motor Valve Block" on page P163 |
| 54 | G11472 | 4 | Phillips Pan Head Machine Screw, No. 10-24 x 1" |
| 55 | G11528 | 4 | Hex Nut W/External Tooth Washer, ¼"-20 |
| 56 | GA26685 | 1 | Red Cable, 4 Gauge x 19" |
| 57 | GA26686 G10477201 | 1 - | Cable, 4 Gauge Black (¼" Ring - ⅝" Ring) x 12", Style A Cable, 4 Gauge Black (¼" Ring - ⅜" Ring) x 12", Style B |
| 58 | GA26687 | 1 | Row Unit Battery Box Harness, Power 1 |
| 59 | G10014 | 1 | Hex Head Cap Screw, ½"-13 x 1" |
| 60 | G10829 | 1 | Hex Head Cap Screw, ½"-13 x 6½" |
| 61 | G10112 | - | Lock Nut, ¾"-10 |
| 62 | G11392 | | Flat Washer, ⅜" SAE |

| ITEM | PART NO. | QTY. | DESCRIPTION |
|------|-------------|------|--|
| 63 | G11204 | | Hex Serrated Flange Cap Screw, 3/8"-16 x 1 1/4", Grade 5 |
| 64 | G10108 | | Lock Nut, 3/8"-16 |
| 65 | G6500-10-12 | | Swivel Elbow, 90°, 7/8"-14 x 1 1/16"-12 |
| 66 | G6500-08-10 | - | 90° Elbow, 3/4"-16 x 7/8"-14 |
| 67 | G6500-06 | - | Swivel Elbow, 90°, 9/16"-18 Male JIC To Female |
| 68 | G11087 | - | Hex Nut, 3/4"-10 |
| 69 | GA18630-25 | 1 | Hose Assembly, 1/2" AR x 25" (08F-08F) |
| 70 | GA15081-27 | 1 | Hose Assembly, 3/8" x 27" (06F-06F) |
| 71 | G10129301 | 1 | Hydraulic Steel Line, 5/8" |
| 72 | G10128801 | 1 | Hydraulic Steel Line, 3/8" |
| 73 | G10111001 | 1 | Hydraulic Bracket Assembly |

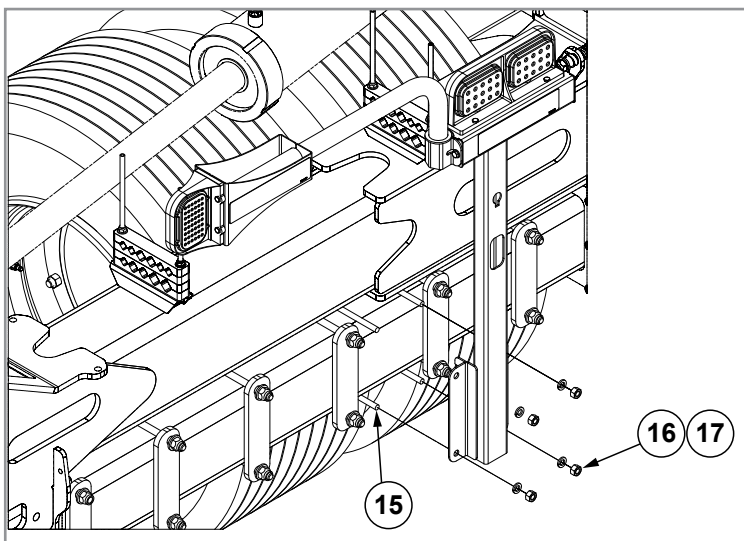
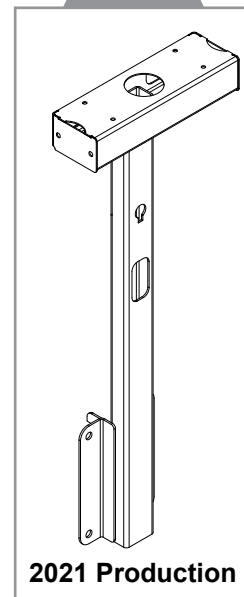
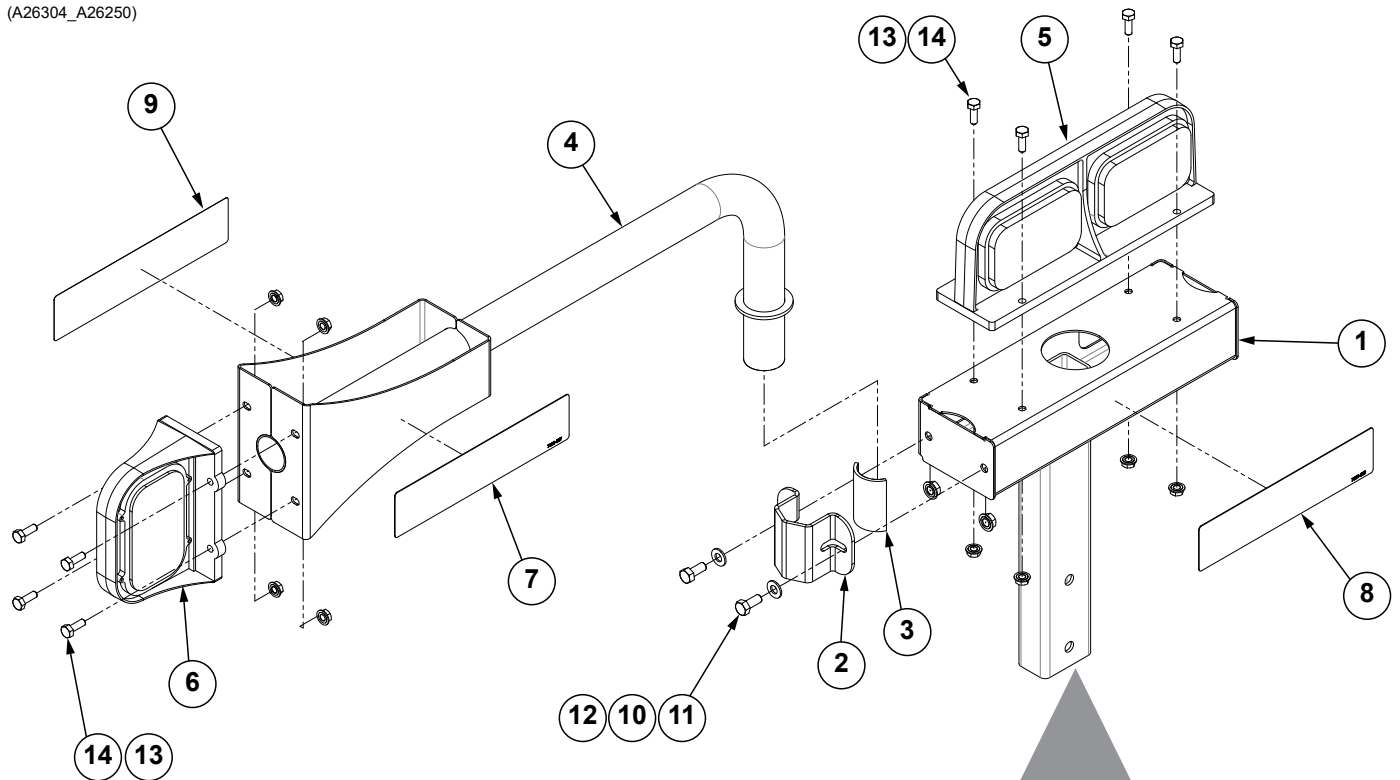
*Must use Style A cables (See Items 39 and 57).

**Must use Style B cables (See Items 39 and 57).



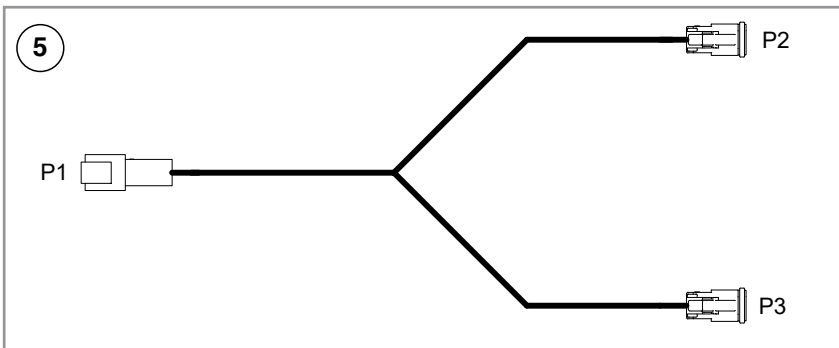
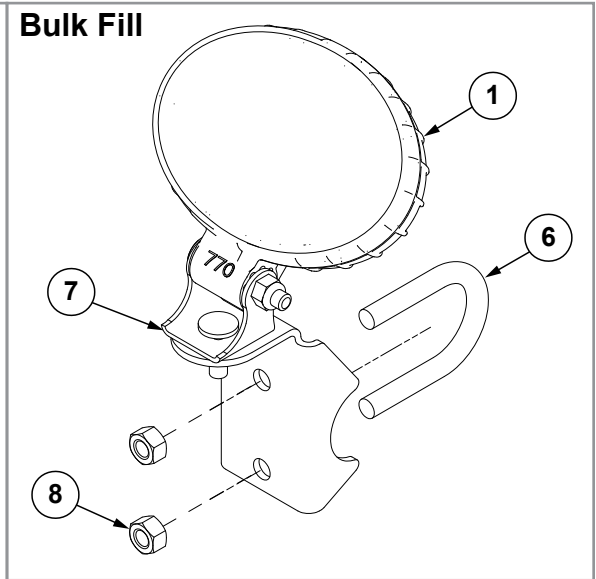
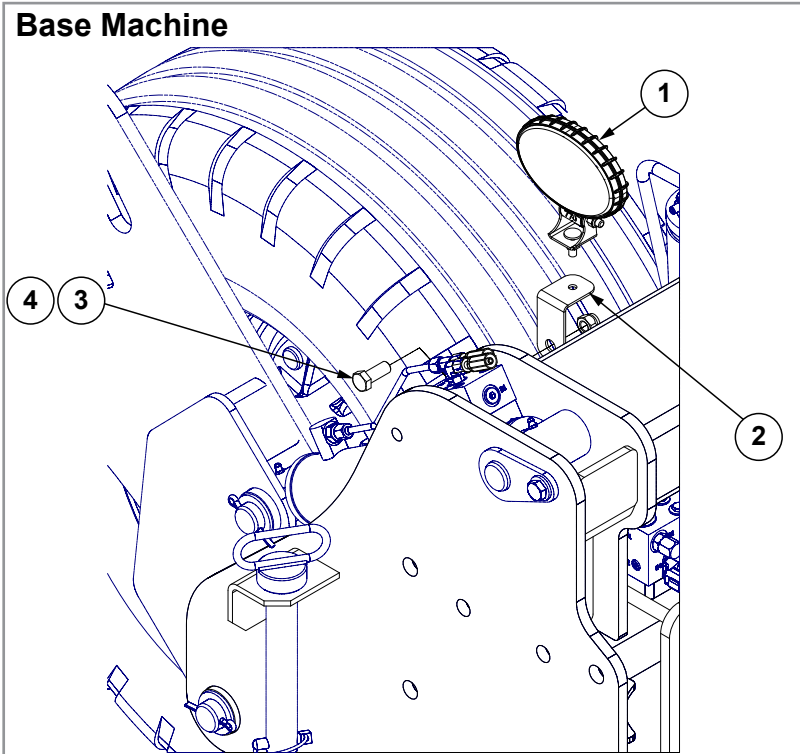
| ITEM | PART NO. | QTY. | DESCRIPTION |
|------|------------|------|---|
| 1 | GA25399-36 | 1 | Ethernet Cable (RJ45-Female M12 STR), 36" |
| 2 | G10013201 | 1 | Power Supply Display Mount |
| 3 | GD33756 | 1 | Ram Ball, 2¼" |
| 4 | GA26374 | 1 | Lind Power Adapter (Included W/GA24281) |
| 5 | GD35465 | 1 | DB9 M/M Harness Adapter |
| 6 | GA24285 | 1 | Double Socket Ram Arm (Short) |
| 7 | GD33757 | 1 | Ram Ball W/Plate, 2¼" Ball |
| 8 | GD33758 | 2 | Ram Mount Clamp Block, Top |
| 9 | GD33759 | 2 | Ram Mount Clamp Block, Bottom |
| 10 | G11106 | 4 | Hex Socket Head Cap Screw, ¼"-20 x 2¼" |
| 11 | GA24284 | 1 | Ram Ball W/Base, 2½" Ball |
| 12 | GA21143 | 1 | GPS Interface Package |
| 13 | G10243001 | 1 | Blue Vantage Display |
| 14 | G10023 | 4 | Hex Head Cap Screw, ¼"-20 x ¾" |
| 15 | G10621 | 4 | Serrated Flange Nut, ¼"-20 |
| 16 | GA25437 | 1 | DB9 Cable F/F |
| 17 | GA24281 | 1 | Docking Station W/Power Supply |
| 18 | GD36723 | 1 | Cord Retainer |
| 19 | GD36724 | 1 | Thumb Screw, No. 4-40 |

(A26304_A26250)

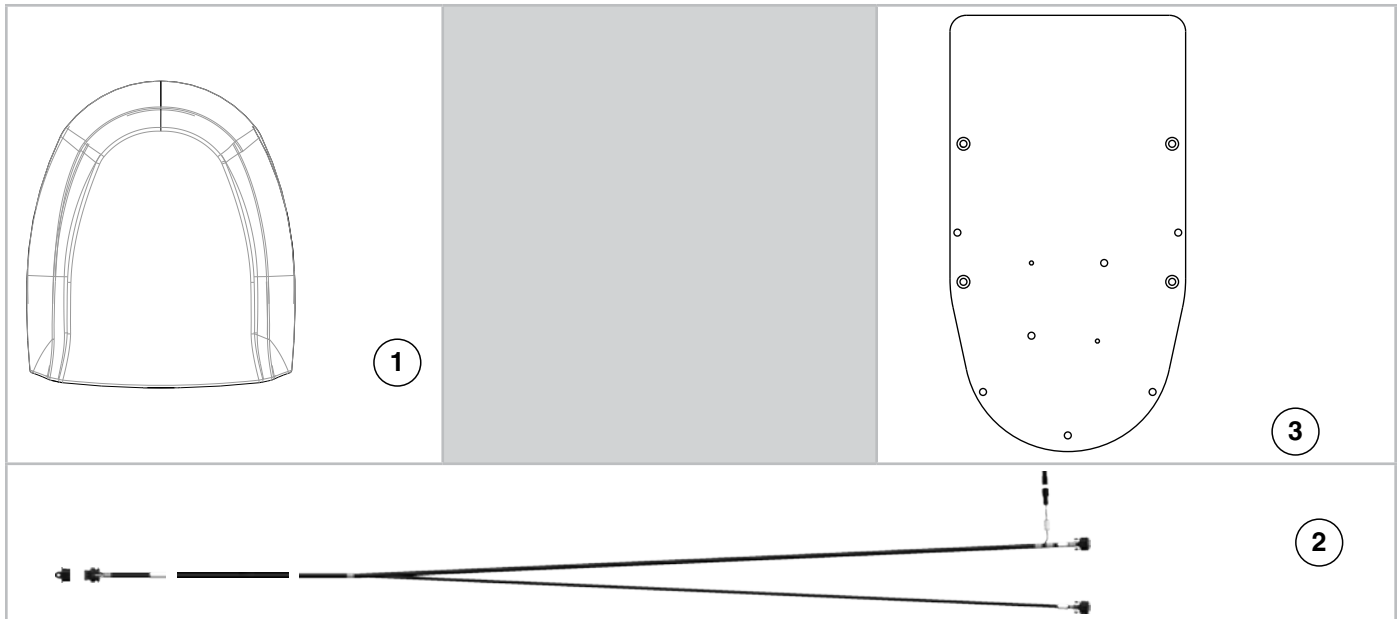


2021 Production

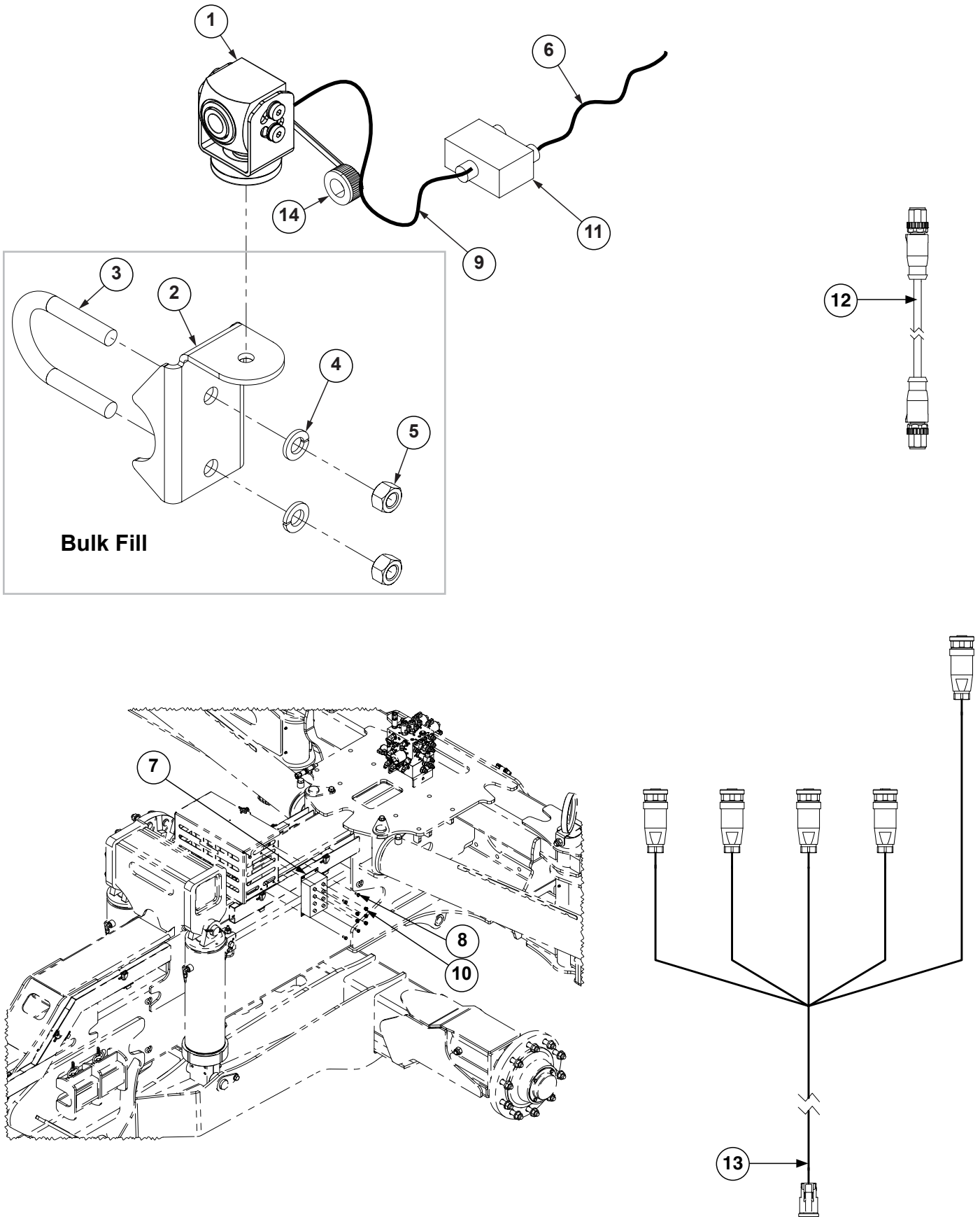
| ITEM | PART NO. | QTY. | DESCRIPTION |
|------|----------------------|--------|---|
| 1 | G10423701 GA26306 | 1 | Light Mount (2022 Production and On) Light Mount (2021 Production) |
| 2 | GD34822 | 1 | Light Bracket Plate |
| 3 | GD34825 | 1 | Light Bracket Gasket |
| 4 | GA26307 | 1 | Light Mount |
| 5 | GA15469 GA15470 | 1 1 | Left Tail/Flasher Right Tail/Flasher |
| 6 | GA15471 | 1 | Flasher Lamp, Amber |
| 7 | --- | 1 | See "Decals, Paint, and Miscellaneous" on page P213 |
| 8 | --- | 1 | See "Decals, Paint, and Miscellaneous" on page P213 |
| 9 | --- | 1 | See "Decals, Paint, and Miscellaneous" on page P213 |
| 10 | G11386 | 2 | Flat Washer, 5/16" SAE |
| 11 | G10043 | 2 | Hex Head Cap Screw, 5/16"-18 x 3/4" |
| 12 | G10620 | 2 | Serrated Flange Nut, 5/16"-18 |
| 13 | G10621 | 8 | Serrated Flange Nut, 1/4"-20 |
| 14 | G10023 | 8 | Hex Head Cap Screw, 1/4"-20 x 3/4" |
| 15 | GD7145 | 4 | U-Bolt, 7" x 7" x 1/2"-13 |
| 16 | G10102 | 8 | Hex Nut, 1/2"-13 |
| 17 | G10228 | 8 | Lock Washer, 1/2" |



| ITEM | PART NO. | QTY. | DESCRIPTION |
|------|----------|------|--------------------------------------|
| 1 | GA18486 | 2 | Work Light |
| 2 | GD35423 | 2 | Work Light Mount |
| 3 | G10037 | 2 | Hex Head Cap Screw, 1/2"-13 x 1 1/4" |
| 4 | G10111 | 2 | Lock Nut, 1/2"-13 |
| 5 | GA26346 | - | Work Light Harness |
| 6 | GD27190 | 1 | U-Bolt, 1 1/2" x 3/8"-16 |
| 7 | GD26989 | 1 | Work Light Bracket |
| 8 | G11091 | 2 | Serrated Flange Nut, 3/8"-16 |

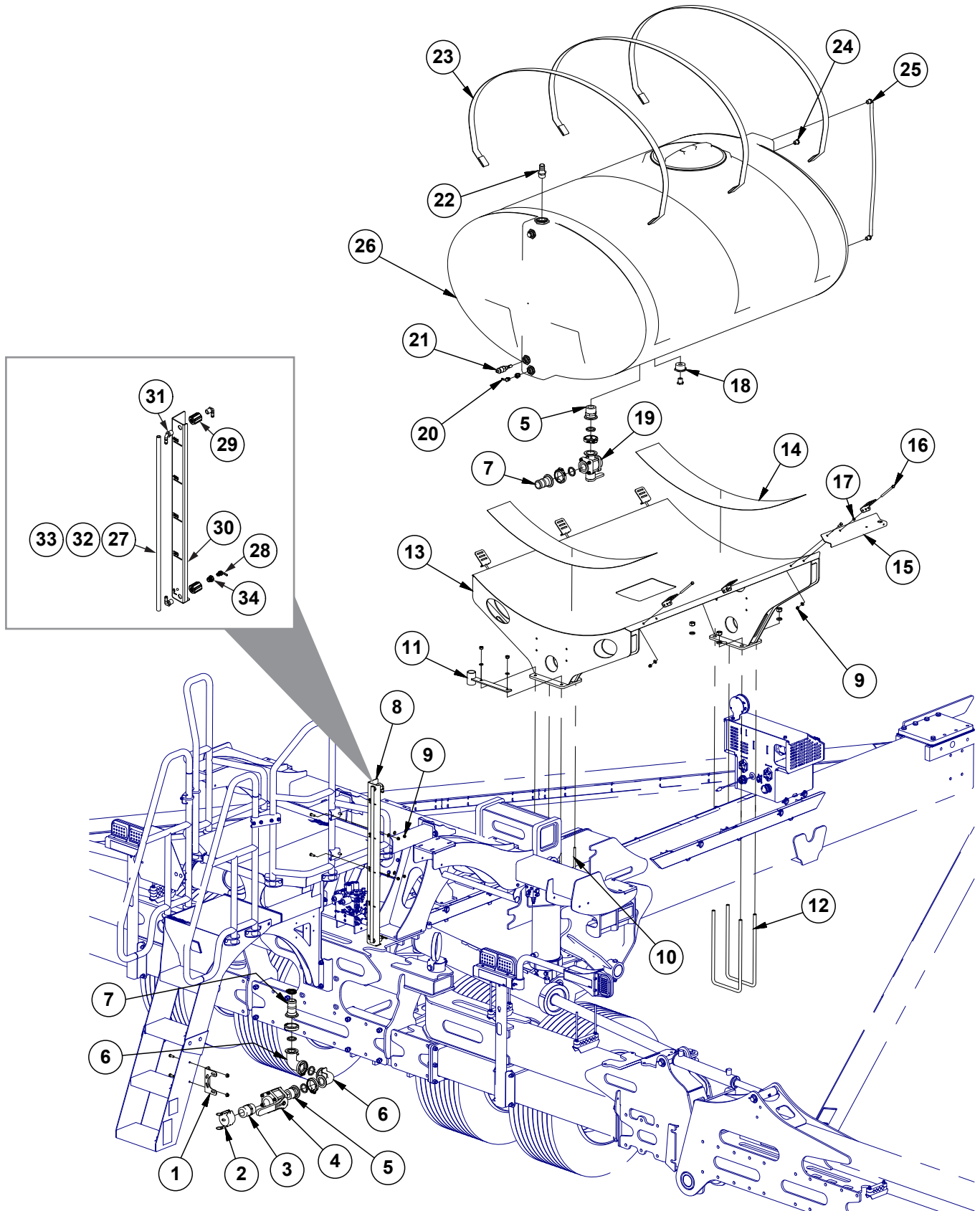


| ITEM | PART NO. | QTY. | DESCRIPTION |
|------|-----------|------|------------------------|
| 1 | G10254901 | 1 | GPS Receiver |
| 2 | G10254701 | 1 | GPS Dual Port Receiver |
| 3 | G10254801 | 1 | GPS Mount Bracket |



| ITEM | PART NO. | QTY. | DESCRIPTION |
|------|-------------|------|--|
| 1 | G10327701 | 1 | Camera Assembly |
| 2 | GD26989 | 1 | Work Light Bracket |
| 3 | GD27190 | 1 | U-Bolt, 1½" x ⅜"-16 |
| 4 | G10229 | 2 | Lock Washer, ⅜" |
| 5 | G10101 | 2 | Hex Nut, ⅜"-16 |
| 6 | GA22554-20 | - | Ethernet Cable, CAT 5 (M12 STR - M12 STR) x 20" |
| 7 | G10375201 | 1 | Ethernet Switch |
| 8 | G10020 | 4 | Hex Head Cap Screw, ¼"-20 x ⅝" |
| 9 | GA22554-360 | - | Ethernet Cable, CAT 5 (M12 STR - M12 STR) x 360" |
| 10 | GD30726 | 5 | Socket Dust Cover, M12 |
| 11 | G10375101 | 1 | Ethernet Power Injector |
| 12 | GA22554-36 | 1 | Ethernet Cable, CAT 5 (M12 STR - M12 STR) x 36" |
| 13 | G10269201 | 1 | Camera Power Harness |
| 14 | G10615101 | 1 | Cap Seal, M12 |

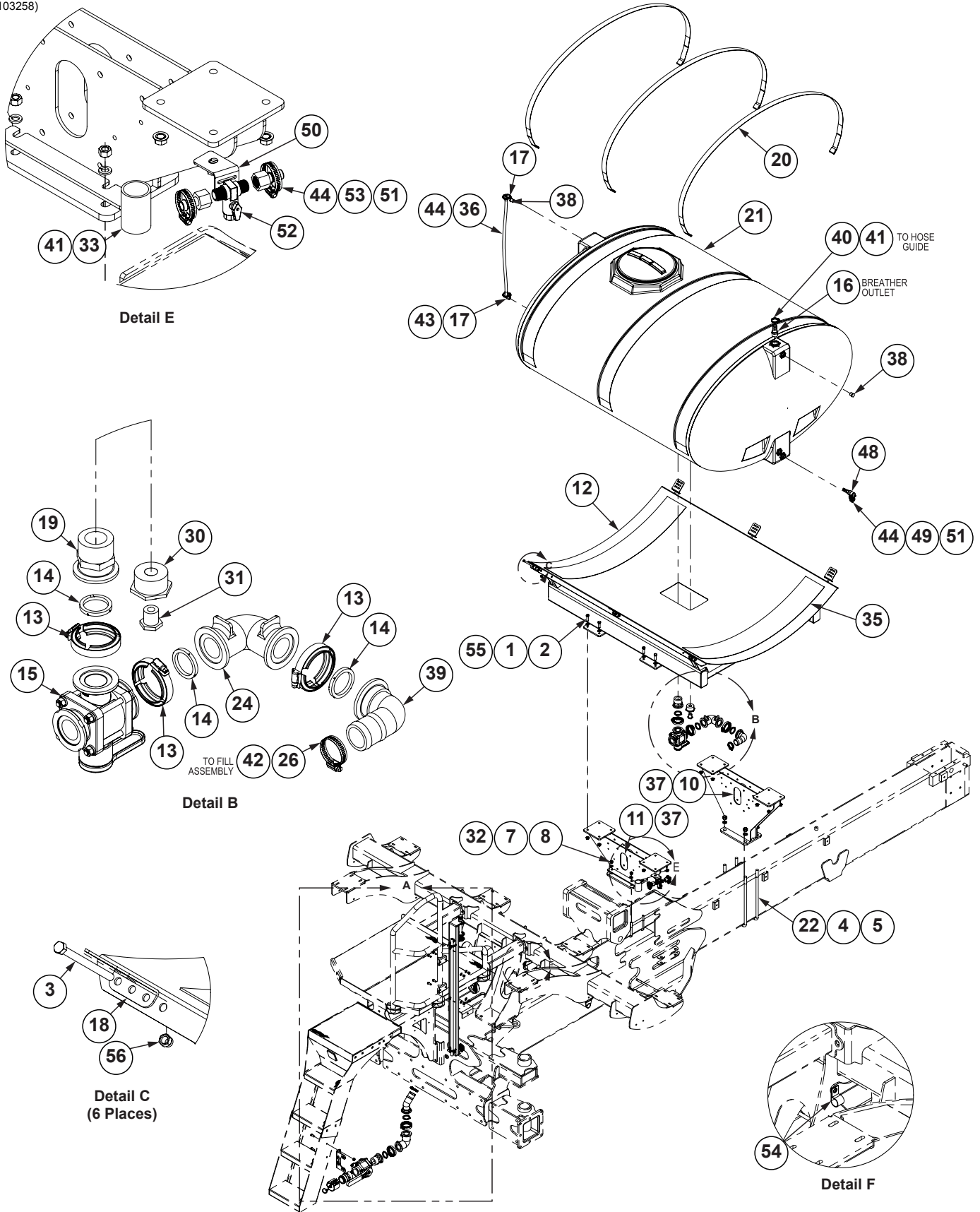
(IP1710)

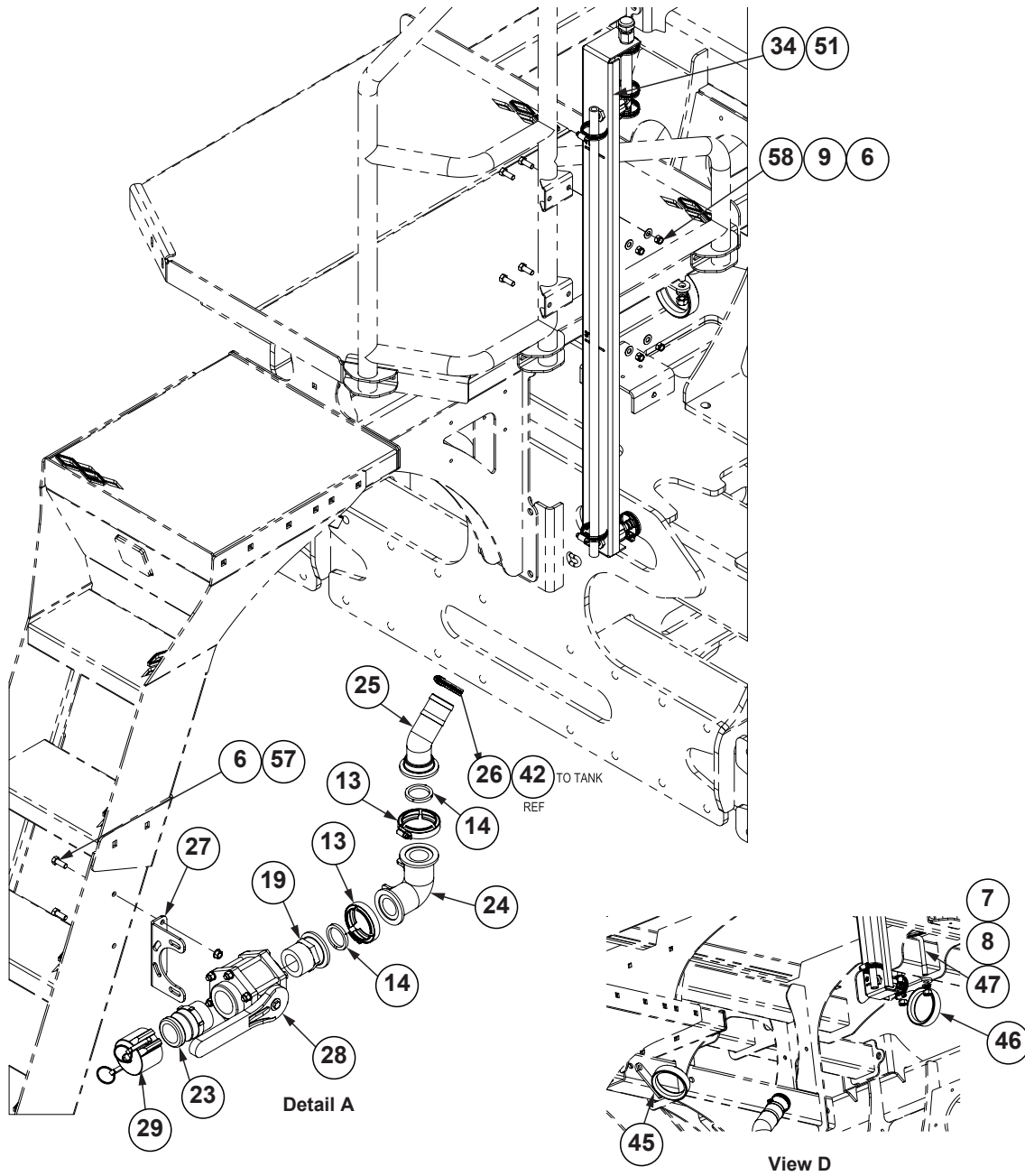


| ITEM | PART NO. | QTY. | DESCRIPTION |
|------|---------------|------|--|
| 1 | GD26996 | 1 | Fertilizer Fill Valve Mount Bracket |
| | G10001 | 2 | Hex Head Cap Screw, 3/8"-16 x 1" |
| | G11091 | 2 | Serrated Flange Nut, 3/8"-16 |
| 2 | GD3951 | 1 | Dust Cap, 2" Cam Lock |
| 3 | GD3623 | 1 | Adapter, 2" Male NPT To Cam Lock |
| 4 | GA2660 | 1 | Shutoff Valve, 2" NPT |
| 5 | GD26816 | 2 | 2" Flange x 2" Male Thread |
| | G11499 | 2 | Gasket, Flange Ribbed 2" |
| | G11468 | 2 | Flange Clamp SS 75 Series |
| 6 | GD26472 | 2 | 2" x 2", 90° Full Port Flange |
| | G11499 | 1 | Gasket, Flange Ribbed 2" |
| | G11468 | 1 | Flange Clamp SS 75 Series |
| 7 | G11497 | 2 | Adapter, 2" Flange x 2" Hose Barb |
| | G10676 | 1 | Hose Clamp, No. 36, Stainless Steel |
| | G11499 | 2 | Gasket, Flange Ribbed 2" |
| | G11468 | 2 | Flange Clamp SS 75 Series |
| 8 | GD29502-192 | 1 | Clear Tube, 3/4" O.D. x 31 1/2" |
| | *D30421-10 | 1 | Clear Blue Tube, 3/8" O.D. x 100' |
| 9 | G10108 | 5 | Lock Nut, 3/8"-16 |
| | G11387 | 10 | Flat Washer, 3/8" SAE |
| | G10001 | 5 | Hex Head Cap Screw, 3/8"-16 x 1" |
| 10 | GD34924 | 2 | U-Bolt, 8" x 5" x 1/2"-13 |
| | G10228 | 4 | Lock Washer, 1/2" |
| | G10102 | 4 | Hex Nut, 1/2"-13 |
| 11 | GA26888 | 1 | Overflow |
| | G4602-09 | 1 | Black Helix Hose, 1 1/4" x 7.3' |
| 12 | GD25499 | 2 | U-Bolt, 8" x 16" x 3/4"-10 |
| | G10231 | 4 | Lock Washer, 3/4" |
| | G10105 | 4 | Hex Nut, 3/4"-10 |
| 13 | G10173201 | 1 | Tank Mount |
| | GD35413-19.75 | 4 | Edge Trim Protection, 1/4" x 1/2" x 19.75" |
| 14 | GD1862 | 2 | Tank Pad, 8" x 14' Roll |
| 15 | GA22898 | 1 | Pressure Gauge Bracket |
| 16 | G10485 | 6 | Hex Head Cap Screw, 3/8"-16 x 5" |
| | GD11123 | 6 | Anchor |
| | G10901 | 6 | Lock Nut, 3/8"-16 |
| 17 | G10497 | 1 | Hex Jam Nut, 3/8"-16, Grade 2 |
| 18 | G11573 | 1 | Reducing Bushing, 2" Male NPT To 3/4" Female NPT |
| | G10096 | 1 | Pipe Plug, 3/4" NPT |
| 19 | GA21845 | 1 | 3-Way Flanged Ball Valve, 2" |
| 20 | G11681 | 1 | 1/4" NPT x 1/4" Hose Barb Fitting |
| | G11682 | 1 | Reducing Bushing, 1/2" Male NPT to 1/4" Female NPT |
| 21 | GA18720 | 1 | Liquid Level Sensor |
| 22 | G10626 | 1 | Adapter, 1 1/4" NPT To Barb |
| 23 | GD15605 | 3 | Band (3 Per Tank) |
| 24 | G10297 | 2 | Hex Pipe Plug, 1/2" |
| 25 | G10740 | 2 | 90° Elbow, 1/2" Male NPT/Hose Barb |
| | GD29502-34.25 | 1 | Clear Tube, 3/4" O.D. x 31 1/4" |
| | G11590 | 1 | 10MM Hollow Ball (Orange) |
| | G10673 | 2 | Hose Clamp, No. 8 |

| ITEM | PART NO. | QTY. | DESCRIPTION |
|---|------------|------|---|
| 26 | GA26995 | 1 | Tank W/Lid and Fittings, 600 Gallon |
| | GR1709 | 1 | 1¼" Bulkhead Fitting Assembly (Nut, Bushing And O-Ring) (End Of Tank) |
| | GR1739 | 1 | 2" Bulkhead Fitting Assembly (Nut, Bushing And O-Ring) (Bottom Of Tank) |
| | GA4082 | 1 | Anti-Vortex Fitting Assembly, 2" |
| | GR2144 | 6 | ½" Bulkhead Fitting |
| | GA27028 | 1 | 16" Lid Assembly |
| 27 | GD29502-40 | 1 | Clear Tube, ¾" O.D. x 40" |
| 28 | G11681 | 1 | ¼" NPT x ¼" Hose Barb Fitting |
| 29 | GD36742 | 2 | ½" Poly Coupler |
| 30 | G10174101 | 1 | Liquid Fertilizer Sight Gauge, 600 Gallon |
| 31 | G10740 | 3 | 90° Elbow, ½" Male NPT/Hose Barb |
| 32 | G11590 | 1 | 10MM Hollow Ball (Orange) |
| 33 | G10673 | 2 | Hose Clamp, No. 8 |
| 34 | G11682 | 1 | Reducing Bushing, ½" Male NPT to ¼" Female NPT |
| *Hose not stocked by Kinze repair parts, but is available in bulk. Order GD30421-250. | | | |

(103258)



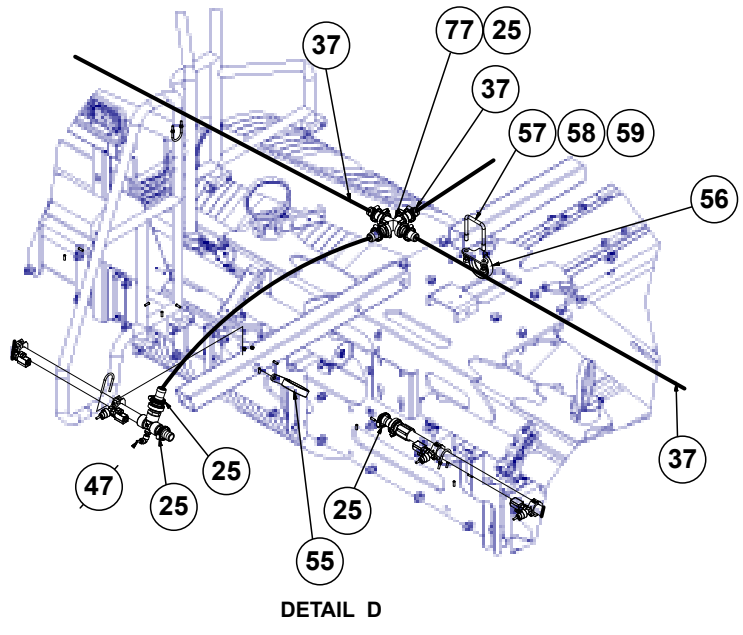


| ITEM | PART NO. | QTY. | DESCRIPTION |
|------|----------|------|--------------------------------------|
| 1 | G11389 | 16 | Flat Washer, 1/2" Plated SAE |
| 2 | G10039 | 16 | Hex Head Cap Screw, 1/2"-13 x 1 3/4" |
| 3 | G10485 | 6 | Hex Head Cap Screw, 3/8"-16 x 5" |
| 4 | G10231 | 4 | Lock Washer, 3/4" |
| 5 | G10105 | 4 | Hex Nut, 3/4"-10 |
| 6 | G10001 | 6 | Hex Head Cap Screw, 3/8"-16 x 1" |
| 7 | G10228 | 6 | Lock Washer, 1/2" |
| 8 | G10102 | 6 | Hex Nut, 1/2"-13 |
| 9 | G11387 | 4 | Flat Washer, 3/8" SAE |
| 10 | GA26369 | 1 | Front Support |
| 11 | GA26400 | 1 | Rear Support |

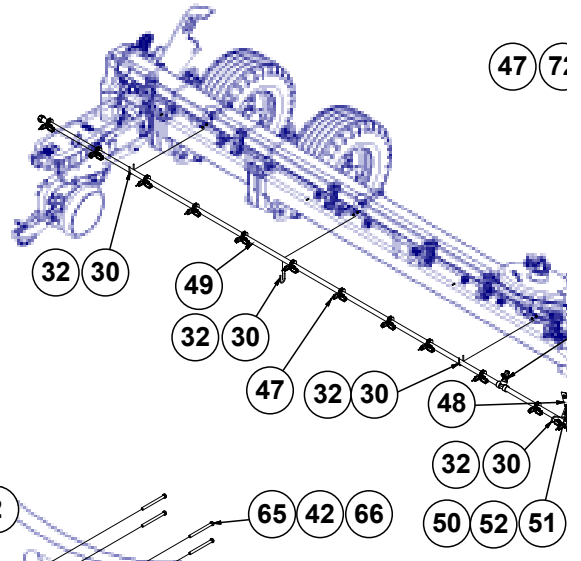
| ITEM | PART NO. | QTY. | DESCRIPTION |
|------|---------------|------|---|
| 12 | G10325001 | 1 | 750 Gallon Tank Mount |
| 13 | G11468 | 5 | Flange Clamp SS 75 Series |
| 14 | G11499 | 5 | Gasket, Flange Ribbed 2" |
| 15 | GA21845 | 1 | 3-Way Flanged Ball Valve, 2" |
| 16 | G10626 | 1 | Adapter, 1¼" NPT To Barb |
| 17 | G10740 | 2 | 90° Elbow, ½" Male NPT/Hose Barb |
| 18 | GD11123 | 6 | Anchor (Sub GA8114) |
| 19 | GD26816 | 2 | 2" Flange x 2" Male Thread |
| 20 | GD15605 | 3 | Band (3 Per Tank) |
| 21 | G10323801 | 1 | Tank W/Lid and Fittings, 750 Gallon |
| | GA27028 | 1 | 16" Lid Assembly |
| | GR2144 | 6 | ½" Bulkhead Fitting |
| | GR1709 | 1 | 1¼" Bulkhead Fitting Assembly (Nut, Bushing And O-Ring) (End Of Tank) |
| | GR1739 | 1 | 2" Bulkhead Fitting Assembly (Nut, Bushing And O-Ring) (Bottom Of Tank) |
| | GA4082 | 1 | Anit-Vortex Fitting, 2" |
| 22 | GD25499 | 2 | U-Bolt, 8" x 16" x ¾"-10 |
| 23 | GD3623 | 1 | Adapter, 2" Male NPT To Cam Lock |
| 24 | GD26472 | 2 | 2" x 2", 90° Full Port Flange |
| 25 | G11576 | 1 | 2" Flange x 45° Hose Barb Elbow |
| 26 | G10676 | 2 | Hose Clamp, No. 36, Stainless Steel |
| 27 | GD26996 | 1 | Fertilizer Fill Valve Mount Bracket |
| 28 | GA2660 | 1 | Shutoff Valve, 2" NPT |
| 29 | GD3951 | 1 | Dust Cap, 2" Cam Lock |
| 30 | G11573 | 1 | Reducing Bushing, 2" Male NPT To ¾" Female NPT |
| 31 | G10096 | 1 | Pipe Plug, ¾" NPT |
| 32 | GD34924 | 2 | U-Bolt, 8" x 5" x ½"-13 |
| 33 | GA26888 | 1 | Overflow |
| 34 | G10492601 | 1 | Fertilizer Level Sight Assembly |
| 35 | GD1862 | 2 | Tank Pad, 8" x 14' Roll |
| 36 | GD29502-36.75 | 1 | Clear Tube, ¾" O.D. x 36.75" |
| 37 | GD35413-19.75 | 4 | Edge Trim Protection, ¼" x ½" x 19.75" |
| 38 | G10297 | 2 | Hex Pipe Plug, ½" |
| 39 | G11457 | 1 | Elbow, 2" Flange x 2" Hose Barb, 90° |
| 40 | G10674 | 1 | Hose Clamp, No. 24 |
| 41 | G4602-09 | 1 | Black Helix Hose, 1¼" x 7.3' |
| 42 | G4201-02 | 1 | Hose, 2" x 12' |
| 43 | G11590 | 1 | 10MM Hollow Ball (Orange) |
| 44 | G10673 | 5 | Hose Clamp, No. 8 |
| 45 | GA26585 | 1 | 1 Point Fertilizer Hose Bracket |
| 46 | GA26586 | 1 | 2 Point Fertilizer Hose Bracket |
| 47 | GD4743 | 1 | U-Bolt, 3" x 3" x ½"-13 |
| 48 | GA18720 | 1 | Liquid Level Sensor |
| 49 | G10491101 | 1 | Elbow Barbed Fitting, ⅝" |
| 50 | G10489701 | 1 | Site Gauge Bracket |
| 51 | G10485702 | 1 | Clear Vinyl Hose, ⅞" O.D. x ⅛" x 20' |
| 52 | G10485401 | 1 | 3 Way Valve |
| 53 | G10485501 | 2 | Barbed Fitting, ⅝" |
| 54 | G10492701 | 1 | 1" Insulated Clamp |
| 55 | G10071 | 16 | Serrated Flange Nut, ½"-13 |
| 56 | G10901 | 6 | Lock Nut, ⅜"-16 |
| 57 | G11091 | 2 | Serrated Flange Nut, ⅜"-16 |
| 58 | G10108 | 4 | Lock Nut, ⅜"-16 |

(10182301)

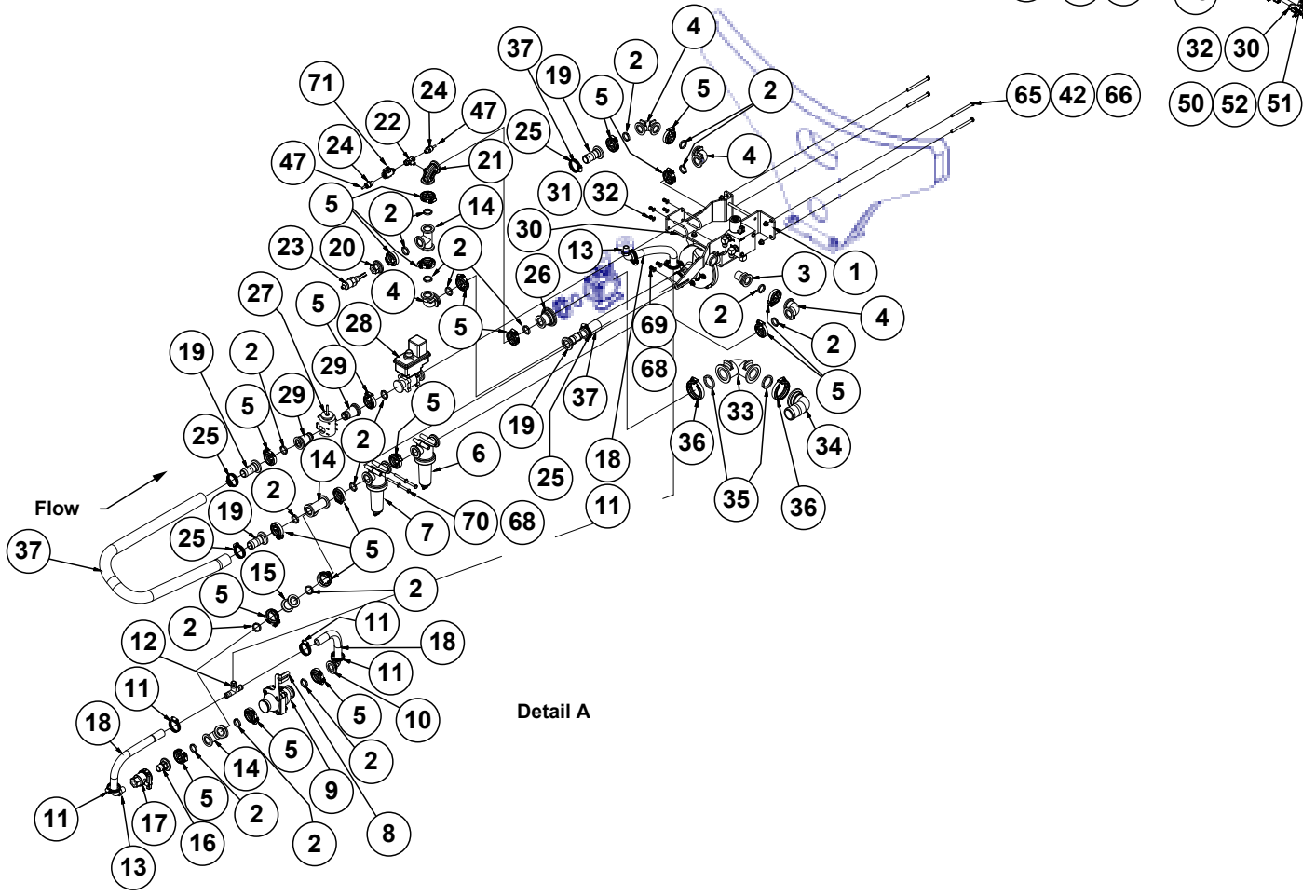
74



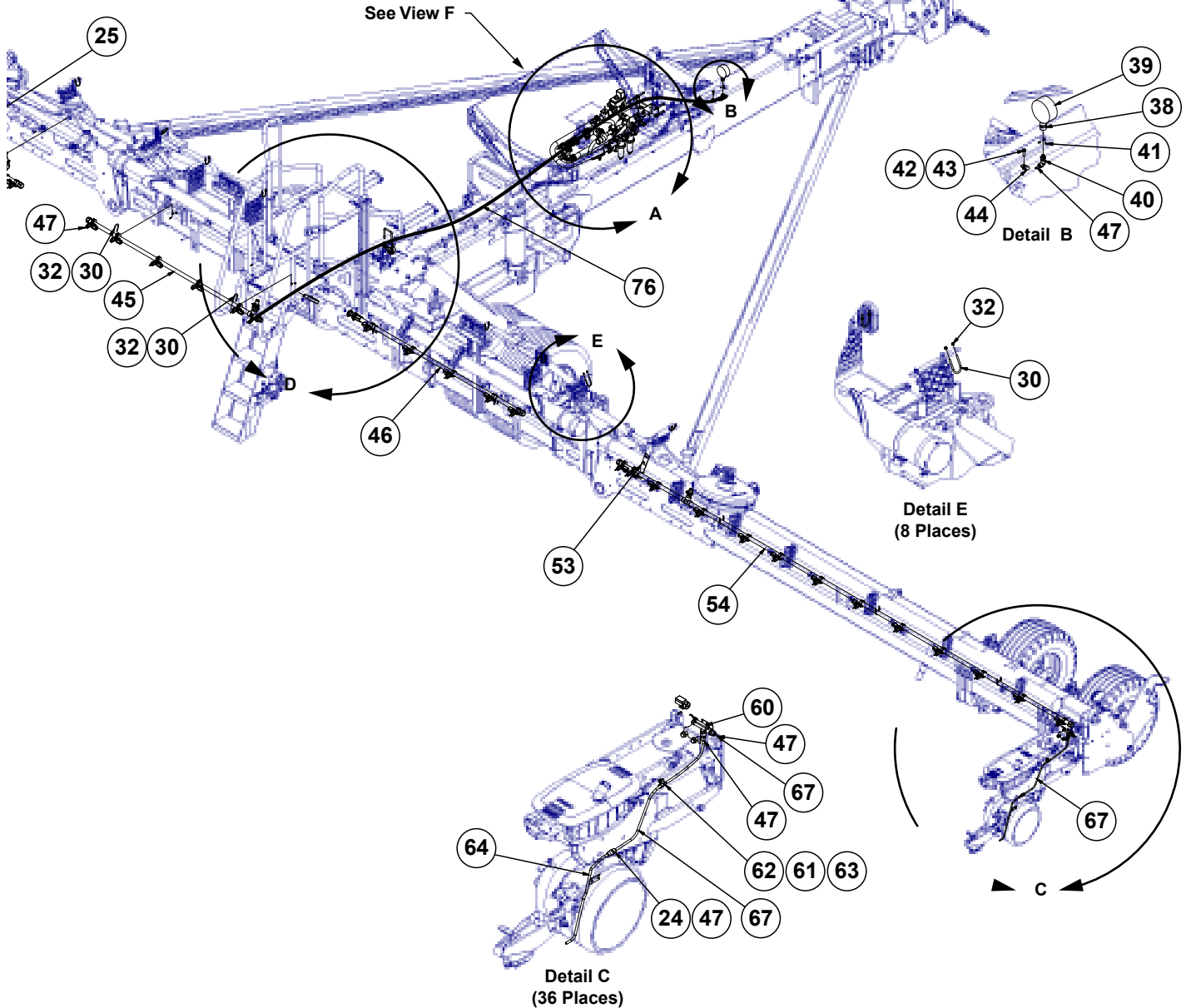
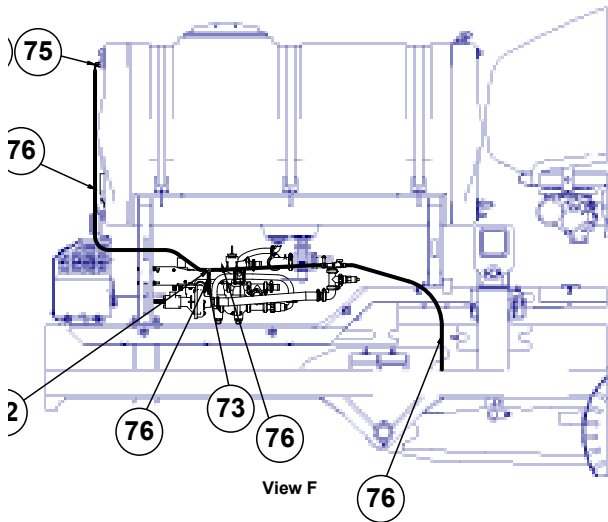
DETAIL D



47 74



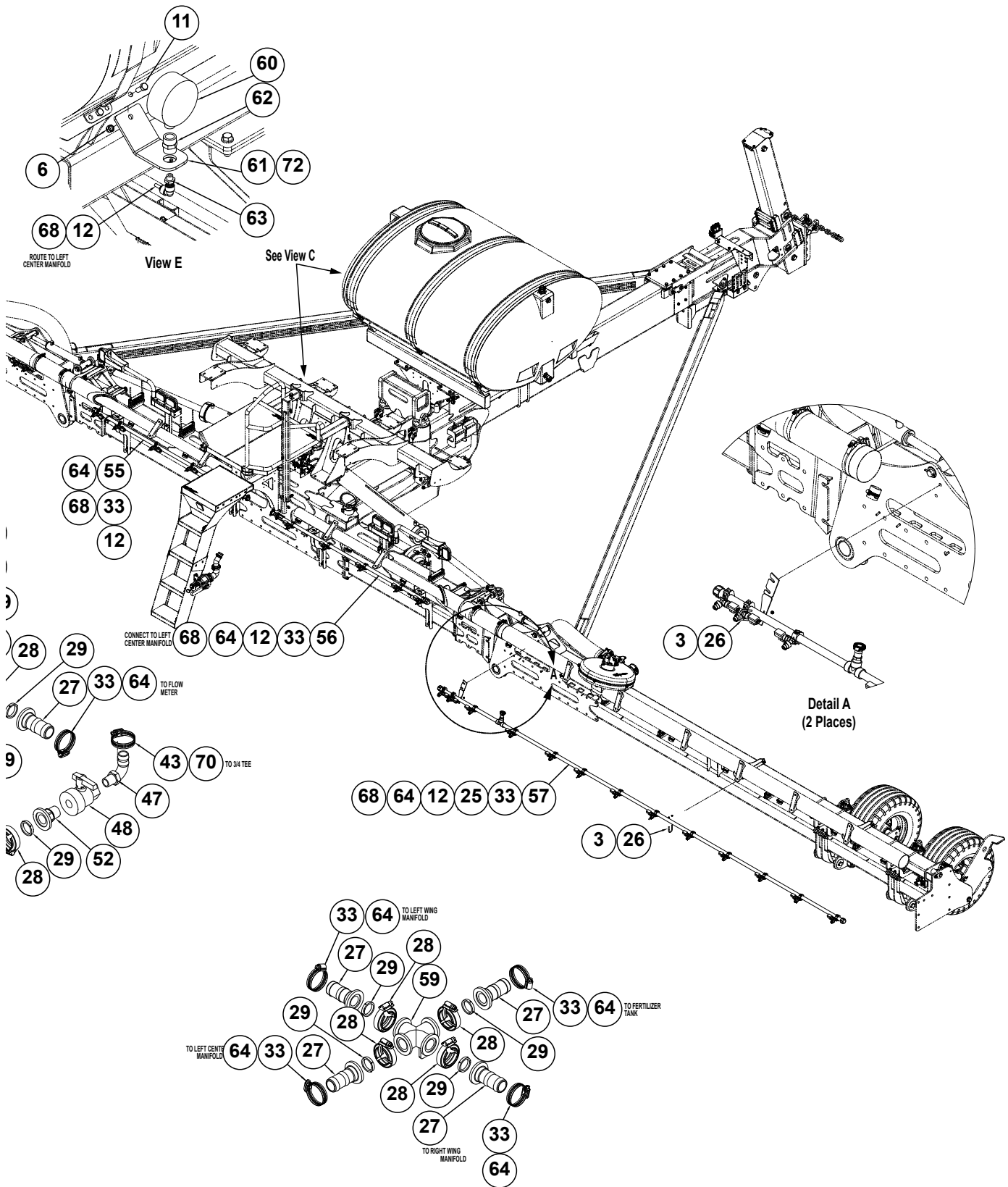
Detail A



| ITEM | PART NO. | QTY. | DESCRIPTION |
|------|-------------|------|---|
| 1 | --- | 1 | See "Hydraulic Fertilizer Pump" on page P166 |
| 2 | G11498 | 20 | Gasket, Flange Ribbed 1" |
| 3 | G11677 | 1 | Adapter, 1" Flange x 1" Male NPT |
| 4 | G11574 | 4 | 1" Manifold Coupling, 90° |
| 5 | G11467 | 20 | Flange Clamp SS 50 Series |
| 6 | GA18181 | 1 | 1" Manifold T Strainer W/30 Mesh Screen |
| 7 | GA18182 | 1 | 1" Manifold T Strainer W/80 Mesh Screen |
| 8 | G10101901 | 1 | Relief Mount Bracket |
| 9 | GA20723 | 1 | Pressure Relief Valve, 75 PSI |
| 10 | G11506 | 1 | 90° Elbow, 1" Flange - ¾" Barb |
| 11 | G10278 | 6 | Hose Clamp, No. 16 |
| 12 | G11503 | 1 | Tee, ¾" Hose Barb |
| 13 | G10917 | 2 | Elbow, 90°, ¾" NPT To Barb |
| 14 | G11583 | 3 | 1" Flanged Manifold Tee |
| 15 | G11575 | 1 | 1" Flanged Straight Coupling |
| 16 | G10134801 | 1 | 1" Manifold Flange x ¾" Hose Barb |
| 17 | G10135701 | 1 | Union Valve, 3/4" |
| 18 | G4205-04 | 3 | Hose, ¾" x 36" |
| 19 | G11458 | 4 | Adapter 1" Flange x 1¼" Hose Barb |
| 20 | G11679 | 1 | Adapter, 1" Flanged x ½" Male NPT |
| 21 | G11698 | 1 | 90° Elbow with ¼" Gauge Port Flange Sweep |
| 22 | G11701 | 1 | Tee, ¼" NPT x ¼" FNPT SS |
| 23 | GA18720 | 1 | Liquid Level Sensor |
| 24 | GD29625 | 38 | Connector, ¼" NPT x ⅜" |
| 25 | G10674 | 14 | Hose Clamp, No. 24 |
| 26 | G11455 | 1 | Reducer, 2" Flange x 1" Flange |
| 27 | GA14813 | 1 | Flow Meter |
| 28 | GA14814 | 1 | Fertilizer Control Valve |
| 29 | GD26304 | 2 | Flow Meter Flanged Adapter |
| 30 | GD26274 | 22 | U-Bolt, 1½" x ¼"-20 |
| 31 | G11385 | 4 | Flat Washer, ¼" SAE |
| 32 | G10110 | 44 | Lock Nut, ¼"-20, Grade B |
| 33 | GD26472 | 1 | 2" x 2", 90° Full Port Flange |
| 34 | G11457 | 1 | Elbow, 2" Flange x 2" Hose Barb, 90° |
| 35 | G11499 | 2 | Gasket, Flange Ribbed 2" |
| 36 | G11468 | 2 | Flange Clamp SS 75 Series |
| 37 | G4200-01 | 2 | Hose, 1¼" x 22' |
| 38 | G5000-08-04 | 1 | Coupling, ½"-14 FNPT x ¼"-18 FNPT |
| 39 | GA21456 | 1 | Pressure Gauge |
| 40 | GA21614 | 1 | 90° Push-To-Connect Elbow |
| 41 | G11242 | 3 | Hex Socket Set Screw, ¼"-20 x ⅜" |
| 42 | G10108 | 5 | Lock Nut, ⅜"-16 |
| 43 | G10001 | 1 | Hex Head Cap Screw, ⅜"-16 x 1" |
| 44 | GD6291 | 1 | Insulated Clamp, ⅜" |
| 45 | --- | 1 | See "Fertilizer Manifold Assemblies" on page P209 |
| 46 | --- | 1 | See "Fertilizer Manifold Assemblies" on page P209 |
| 47 | GD29709 | 151 | Support Tube |
| 48 | GD36384 | 1 | Mounting Plate, L.H. |
| 49 | --- | 1 | See "Fertilizer Manifold Assemblies" on page P209 |
| 50 | G11389 | 2 | Flat Washer, ½" Plated SAE |
| 51 | G10017 | 2 | Hex Head Cap Screw, ½"-13 x 1½" |

| ITEM | PART NO. | QTY. | DESCRIPTION |
|------|-------------|------|---|
| 52 | G10071 | 2 | Serrated Flange Nut, 1/2"-13 |
| 53 | GD36385 | 1 | Mounting Plate, R.H. |
| 54 | --- | 1 | See "Fertilizer Manifold Assemblies" on page P209 |
| 55 | GA26585 | 1 | 1 Point Fertilizer Hose Bracket |
| 56 | GA26586 | 1 | 2 Point Fertilizer Hose Bracket |
| 57 | GD4743 | 1 | U-Bolt, 3" x 3" x 1/2"-13 |
| 58 | G10228 | 2 | Lock Washer, 1/2" |
| 59 | G10102 | 2 | Hex Nut, 1/2"-13 |
| 60 | --- | 36 | See "Fertilizer Flow Switch Package" on page P211 |
| 61 | G10622 | 36 | Serrated Flange Nut, 3/8"-16 |
| 62 | G10004 | 36 | Hex Head Cap Screw, 3/8"-16 x 1 1/4" |
| 63 | GD13348 | 36 | Insulated Clamp, 1 1/16" |
| 64 | GA18822 | 36 | Liquid Fertilizer Tube |
| 65 | G10753 | 4 | Hex Head Cap Screw, 3/8"-16 x 4 1/2" |
| 66 | G11387 | 4 | Flat Washer, 3/8" SAE |
| 67 | *D30421-125 | 2 | Clear Blue Tube, 3/8" O.D. x 125' |
| 68 | G11386 | 4 | Flat Washer, 5/16" SAE |
| 69 | G10109 | 2 | Lock Nut, 5/16"-18 |
| 70 | G10661 | 2 | Hex Head Cap Screw, 5/16" x 4 1/2" |
| 71 | GD29813 | 1 | Micro Valve, 1/4" FNPT x 1/4" MNPT |
| 72 | G11702 | 1 | Push On Tee, 3/8" |
| 73 | G11703 | 1 | 90° Elbow, 1/8" MNPT to 1/4" Barb |
| 74 | G11682 | 1 | Reducing Bushing, 1/2" Male NPT to 1/4" Female NPT |
| 75 | G11681 | 1 | 1/4" NPT x 1/4" Hose Barb Fitting |
| 76 | *D30421-7 | 1 | Clear Blue Tube, 3/8" O.D. x 7' |
| 77 | G10202301 | 1 | Fertilizer Junction Assembly |

*Hose not stocked by Kinze repair parts, but is available in bulk. Order GD30421-250.



| ITEM | PART NO. | QTY. | DESCRIPTION |
|------|-----------|------|---|
| 1 | G11386 | 4 | Flat Washer, 5/16" SAE |
| 2 | G10109 | 2 | Lock Nut, 5/16"-18 |
| 3 | G10110 | 28 | Lock Nut, 1/4"-20, Grade B |
| 4 | G11385 | 4 | Flat Washer, 1/4" SAE |
| 5 | G10661 | 2 | Hex Head Cap Screw, 5/16" x 4 1/2" |
| 6 | G10108 | 5 | Lock Nut, 3/8"-16 |
| 7 | G11387 | 8 | Flat Washer, 3/8" SAE |
| 8 | G10063 | 4 | Hex Head Cap Screw, 3/8"-16 x 4" |
| 9 | G10622 | 36 | Serrated Flange Nut, 3/8"-16 |
| 10 | G10004 | 36 | Hex Head Cap Screw, 3/8"-16 x 1 1/4" |
| 11 | G10001 | 1 | Hex Head Cap Screw, 3/8"-16 x 1" |
| 12 | GD29709 | 151 | Support Tube |
| 13 | GD6291 | 36 | Insulated Clamp, 3/8" |
| 14 | GA18860 | 36 | See "Fertilizer Flow Switch Package" on page P211 |
| 15 | GA17580 | 1 | Pneumatic Down Pressure Mount |
| 16 | GD25664 | 1 | Pneumatic Down Pressure Mount Plate |
| 17 | GD25665 | 2 | Upper Mount Stiffener |
| 18 | GD26944 | 1 | Flow Switch Bracket |
| 19 | GA14812 | 1 | Flow Switch |
| 20 | G11271 | 2 | Hex Socket Flange Cap Screw, 1/2"-13 x 1 1/4" |
| 21 | G10071 | 2 | Serrated Flange Nut, 1/2"-13 |
| 22 | --- | --- | --- |
| 23 | GD29625 | 38 | Connector, 1/4" NPT x 3/8" |
| 24 | GD36384 | 1 | Mounting Plate, L.H. |
| 25 | GD36385 | 1 | Mounting Plate, R.H. |
| 26 | GD26274 | 14 | U-Bolt, 1 1/2" x 1/4"-20 |
| 27 | G11458 | 8 | Adapter 1" Flange x 1 1/4" Hose Barb |
| 28 | G11467 | 26 | Flange Clamp SS 50 Series |
| 29 | G11498 | 26 | Gasket, Flange Ribbed 1" |
| 30 | GA18720 | 1 | Liquid Level Sensor |
| 31 | G11574 | 5 | 1" Manifold Coupling, 90° |
| 32 | G11583 | 3 | 1" Flanged Manifold Tee |
| 33 | G10674 | 14 | Hose Clamp, No. 24 |
| 34 | G11679 | 1 | Adapter 1" Flange x 1/2" |
| 35 | G11698 | 1 | 90° Elbow with 1/4" Gauge Port Flange Sweep |
| 36 | G11468 | 1 | Flange Clamp SS 75 Series |
| 37 | G11455 | 1 | Reducer, 2" Flange x 1" Flange |
| 38 | G11499 | 1 | Gasket, Flange Ribbed 2" |
| 39 | GA14813 | 1 | Flow Meter |
| 40 | GA20723 | 1 | Pressure Relief Valve, 75 PSI |
| 41 | GA14814 | 1 | Fertilizer Control Valve |
| 42 | GD26304 | 2 | Flow Meter Flanged Adapter |
| 43 | G10278 | 6 | Hose Clamp, No. 16 |
| 44 | G11506 | 1 | "ELBOY 90 DEG 1 FLG X 3/4 BARB POLY" |
| 45 | G10564001 | 1 | BRACKET RELIEF MOUNT |
| 46 | --- | --- | --- |
| 47 | G10917 | 2 | Elbow, 90°, 3/4" NPT To Barb |
| 48 | G10135701 | 1 | Union Valve, 3/4" |
| 49 | G11575 | 2 | 1" Flanged Straight Coupling |
| 50 | GA18182 | 1 | 1" Manifold T Strainer W/80 Mesh Screen |

| ITEM | PART NO. | QTY. | DESCRIPTION |
|------|-------------|------|---|
| 51 | GA18181 | 1 | 1" Manifold T Strainer W/30 Mesh Screen |
| 52 | G10134801 | 1 | 1" Manifold Flange x 3/4" Hose Barb |
| 53 | G11677 | 1 | Adapter, 1" Flange x 1" Male NPT |
| 54 | --- | 1 | See "Hydraulic Fertilizer Pump" on page P166 |
| 55 | --- | 1 | See "Fertilizer Manifold Assemblies" on page P209 |
| 56 | --- | 1 | See "Fertilizer Manifold Assemblies" on page P209 |
| 57 | --- | 1 | See "Fertilizer Manifold Assemblies" on page P209 |
| 58 | --- | 1 | See "Fertilizer Manifold Assemblies" on page P209 |
| 59 | G11459 | 1 | 1" Flanged Poly Cross |
| 60 | GA21456 | 1 | Pressure Gauge |
| 61 | G10379701 | 1 | Pressure Gauge Mount |
| 62 | G5000-08-04 | 1 | Coupling, 1/2"-14 FNPT x 1/4"-18 FNPT |
| 63 | GA21614 | 1 | 90° Push-To-Connect Elbow |
| 64 | G4200-01 | 2 | Hose, 1 1/4" x 22' |
| 65 | GD29813 | 1 | Micro Valve, 1/4" FNPT x 1/4" MNPT |
| 66 | G11701 | 1 | Tee, 1/4" NPT x 1/4" FNPT SS |
| 67 | *D30421-7 | 1 | Clear Blue Tube, 3/8" O.D. x 7' |
| 68 | *D30421-125 | 2 | Clear Blue Tube, 3/8" O.D. x 125' |
| 69 | G11503 | 1 | Tee, 3/4" Hose Barb |
| 70 | G4205-04 | 3 | Hose, 3/4" x 36" |
| 71 | --- | --- | --- |
| 72 | G11242 | 3 | Hex Socket Set Screw, 1/4"-20 x 3/8" |

*Hose not stocked by Kinze repair parts, but is available in bulk. Order GD30421-250.

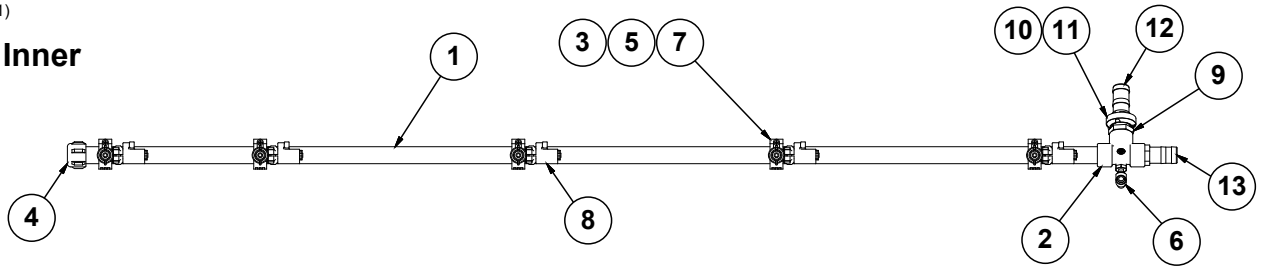
Fertilizer Manifold Assemblies

Model 4705

M0306-02

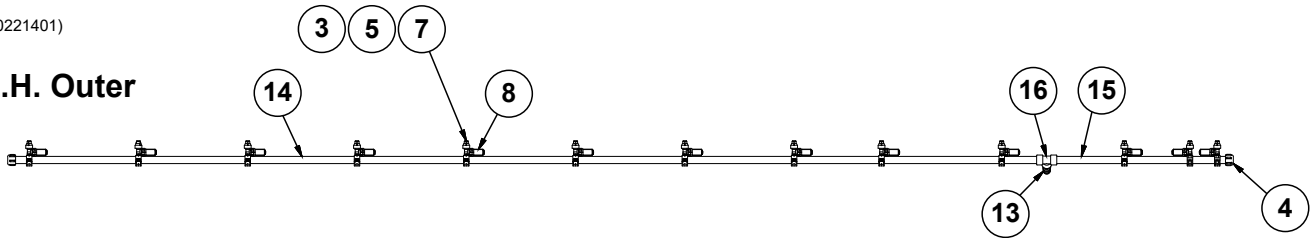
(10221301)

L.H. Inner



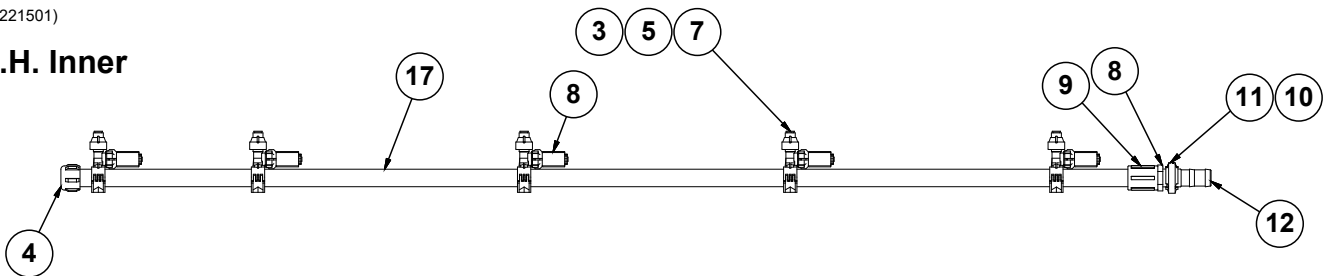
(10221401)

L.H. Outer



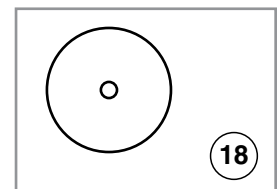
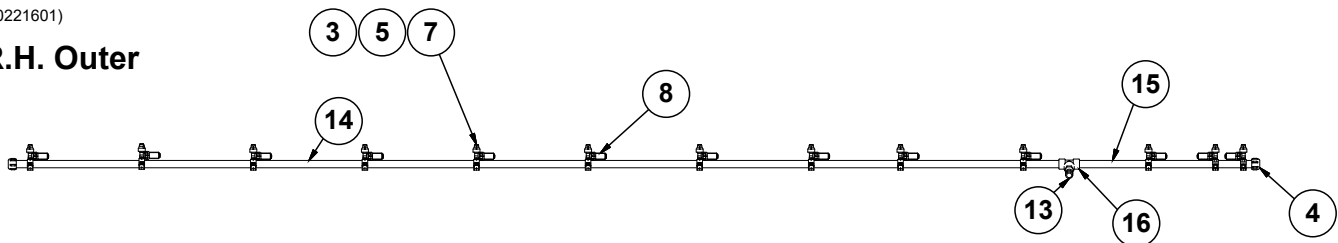
(10221501)

R.H. Inner

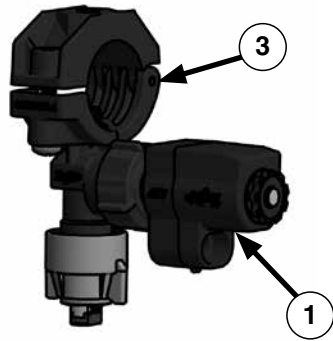


(10221601)

R.H. Outer



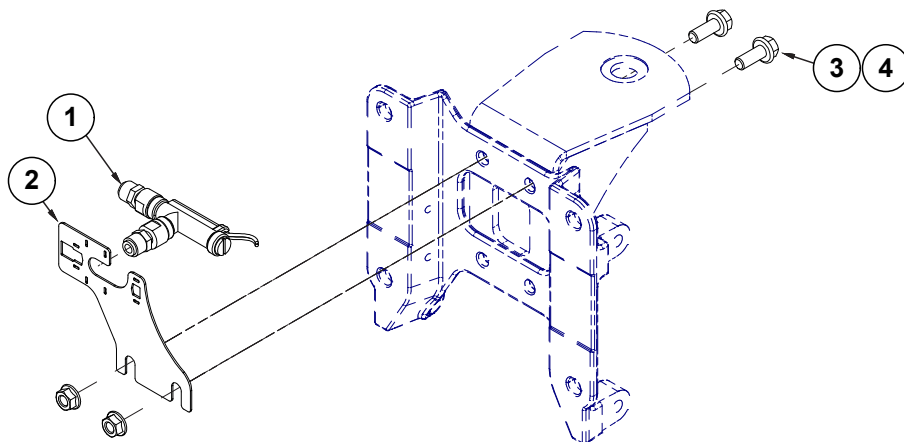
| ITEM | PART NO. | QTY. | DESCRIPTION |
|------|-----------|------|--|
| 1 | G10221801 | 1 | Liquid Fertilizer Manifold (Shown), 36 Row |
| | GD36443 | - | Liquid Fertilizer Manifold, 24 Row |
| 2 | GD36441 | 1 | 1" Tee W/¼" Gauge Port |
| 3 | GD27290 | - | Nozzle Strainer |
| 4 | GD22503 | 1 | 1" Pipe Cap |
| 5 | GD21158 | - | Cap |
| 6 | GA21614 | 1 | 90° Push-To-Connect Elbow |
| 7 | GA14810 | - | Nozzle Body |
| 8 | --- | - | See "Fertilizer Shut Off" on page P211 |
| 9 | G11677 | 1 | Adapter, 1" Flange x 1" Male NPT |
| 10 | G11498 | - | Gasket, Flange Ribbed 1" |
| 11 | G11467 | - | Flange Clamp SS 50 Series |
| 12 | G11458 | - | Adapter 1" Flange x 1¼" Hose Barb |
| 13 | G10624 | - | 1" Male NPT x 1¼" Hose Barb |
| 14 | G10221901 | 1 | Liquid Fertilizer Manifold, 36 Row |
| | GD36444 | - | Liquid Fertilizer Manifold, 24 Row (Shown) |
| 15 | G10222001 | 1 | Liquid Fertilizer Manifold, 36 Row |
| | GD36445 | - | Liquid Fertilizer Manifold, 24 Row (Shown) |
| 16 | G10279 | - | 1" Female NPT Nylon Tee |
| 17 | G10221801 | 1 | Liquid Fertilizer Manifold (Shown), 36 Row |
| | GD36443 | - | Liquid Fertilizer Manifold, 24 Row |
| 18 | GA17118 | - | Orifice Package, 2-4 MPH |
| | GA17119 | - | Orifice Package, 4-8 MPH |
| | GA19160 | - | Orifice Package, .028 |
| | GA19161 | - | Orifice Package, .032 |
| | GA19162 | - | Orifice Package, .037 |
| | GA19163 | - | Orifice Package, .041 |
| | GA19164 | - | Orifice Package, .048 |
| | GA19165 | - | Orifice Package, .055 |
| | GA19166 | - | Orifice Package, .065 |



2

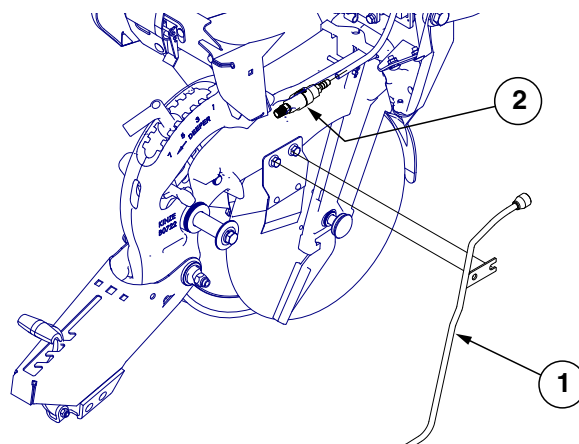
| ITEM | PART NO. | QTY. | DESCRIPTION |
|------|----------|------|--|
| 1 | GA20732 | - | Fertilizer Shut Off |
| 2 | GA20731 | - | Fertilizer Shut Off Cable |
| 3 | GA14810 | - | Nozzle Body |
| A | GR2374 | - | Seal Kit |
| B | GA20733 | - | Fertilizer Shut Off Assembly (Items 1 and 2) |

Fertilizer Flow Switch Package




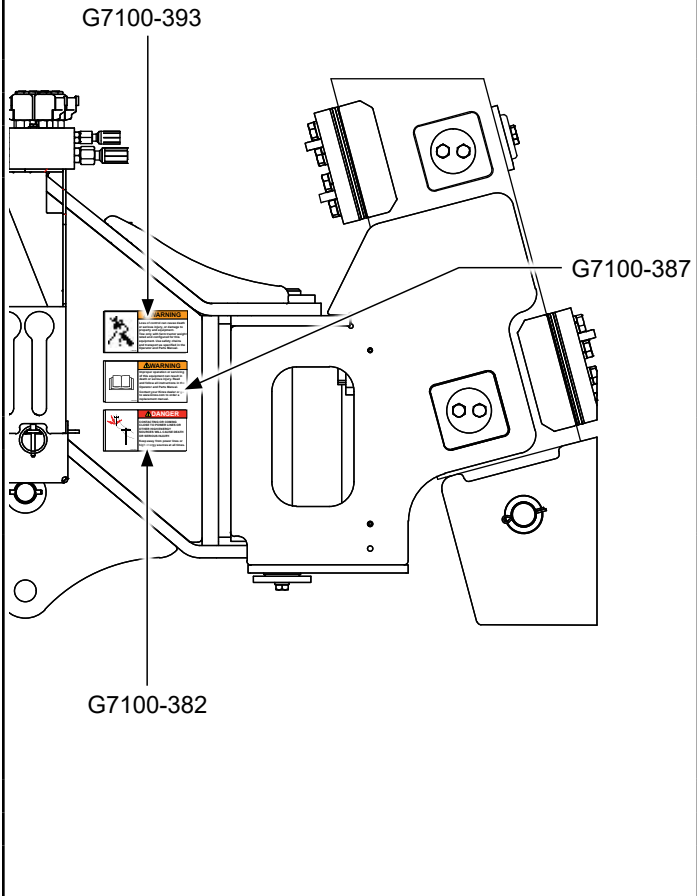


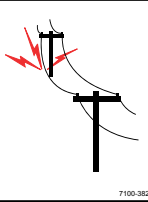

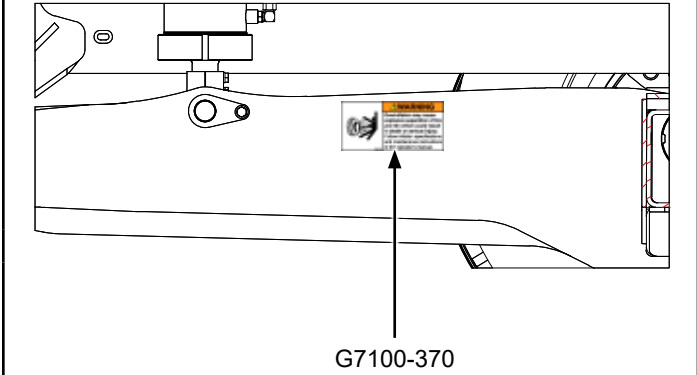
| ITEM | PART NO. | QTY. | DESCRIPTION |
|------|----------|------|---|
| 1 | GA14812 | 1 | Flow Switch |
| 2 | GD26944 | - | Flow Switch Bracket |
| 3 | G11271 | 2 | Hex Socket Flange Cap Screw, 1/2"-13 x 1 1/4" |
| 4 | G10071 | 2 | Serrated Flange Nut, 1/2"-13 |




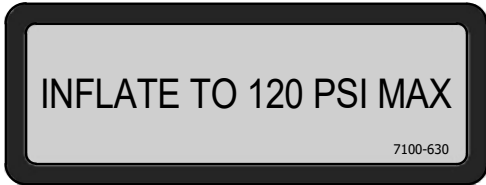
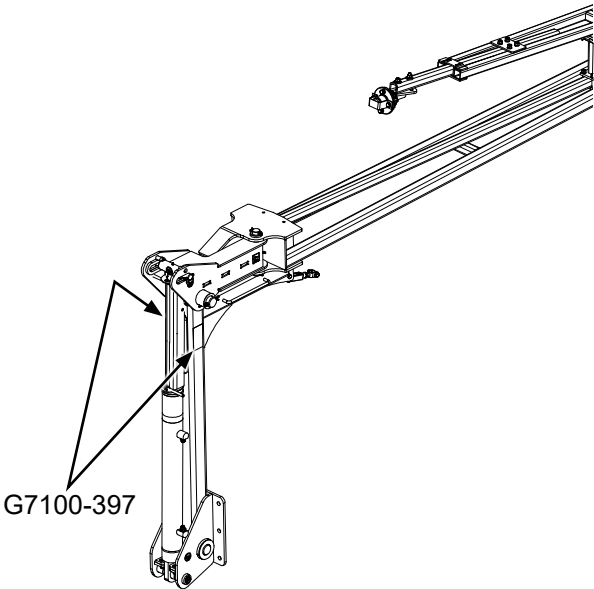

(A18821a)



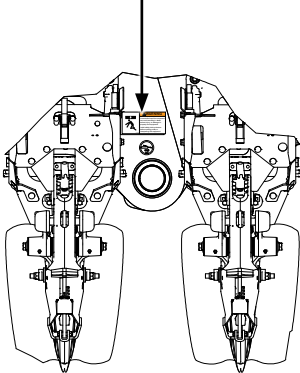




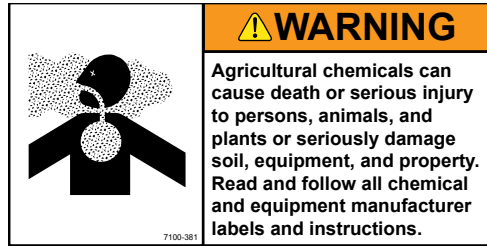
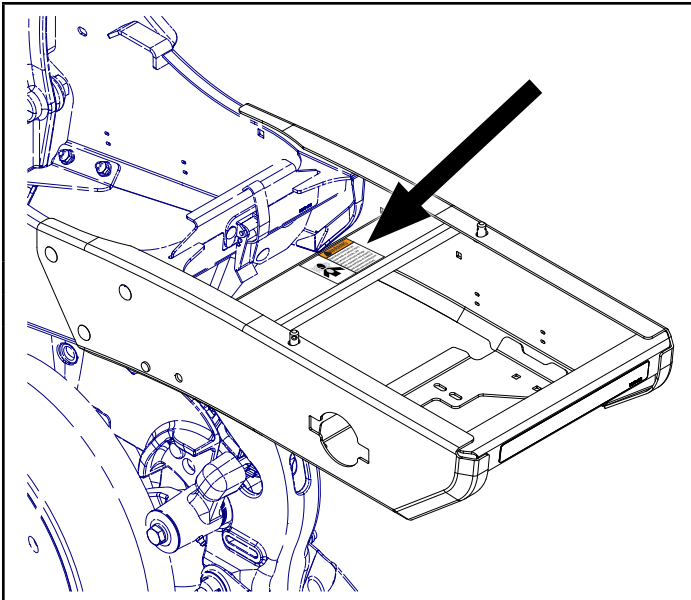
| ITEM | PART NO. | QTY. | DESCRIPTION |
|------|----------|------|------------------------|
| 1 | GA18822 | - | Liquid Fertilizer Tube |
| 2 | GA20584 | - | Check Valve Assembly |

| | |
|--|---|
| | <p>Part No.: G7100-481 Description: Reflective Decal, Red, 1" x 9", Rectangular Quantity: 2 (Outside-Center Row Units)</p> <p>Part No.: G7100-482 Description: Reflective Decal, Amber, 1" x 9", Rectangular Quantity: 1 Per Row (Located On The Granular Chemical Hopper Panel Of Every Other Row Unit Beginning On The R.H. Side Of The Planter)</p> <p>Part No.: G7100-483 Description: Reflective Decal, Orange-Red, 1" x 9", Rectangular Quantity: 2 (Inside-Center Row Units)</p> |
| | <p>Part No.: G7100-474 Description: Reflective Decal, Amber, 1½" x 9", Die-Cut Quantity: Located on Row Units No. 1, 3, 5, 7, 9, 11, 26, 28, 30, 32, 34, and 36</p> <p>Part No.: G7100-476 Description: Reflective Decal, Orange, 1½" x 9", Die-Cut Quantity: Row Units No. 15 and 22</p> <p>Part No.: G7100-477 Description: Reflective Decal, Red, 1½" x 9", Die-Cut Quantity: Row Units No. 14 and 23</p> |
| <p style="text-align: center;">G7100-558</p> | <p>Part No.: G7100-558 Description: Reflective Decal, Amber, 2" x 9", Rectangular Quantity: 2 (Each Side of Center Frame)</p> |
| | <p>Part No.: G10045401 Description: Kinze 4705 Decal, 5" x 48.53" Quantity: 2 (1 On Each Side Of Draft Link)</p> |
| | <p>Part No.: G10045501 Description: Kinze 4705 Decal, 5" x 24" Quantity: 2</p> |

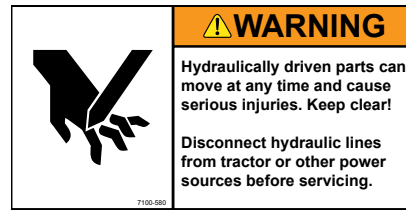
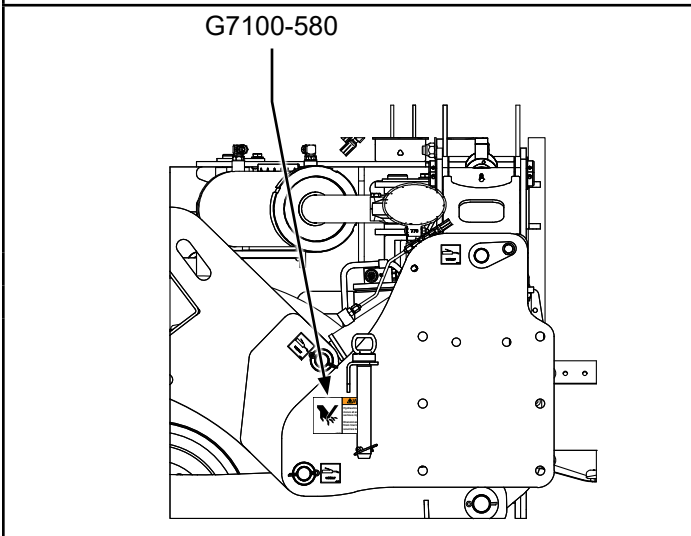
| | |
|--|---|
|  | <p>Part No.: G7100-606 Description: Blue Drive Decal Quantity: 2</p> |
|  |  <p>WARNING Loss of control can cause death or serious injury, or damage to property and equipment. Tow only with farm tractor weight rated and configured for this equipment. Use safety chains and transport as specified in the Operator and Parts Manual.</p> |
| <p>Part No.: G7100-393 Description: Decal, Warning Quantity: 1</p> |  <p>WARNING Improper operation or servicing of this equipment can result in death or serious injury. Read and follow all instructions in the Operator and Parts Manual. Contact your Kinze dealer or go to www.kinze.com to order a replacement manual.</p> |
| <p>Part No.: G7100-387 Description: Decal, Warning Quantity: 1</p> |  <p>DANGER CONTACTING OR COMING CLOSE TO POWER LINES OR OTHER HIGH ENERGY SOURCES WILL CAUSE DEATH OR SERIOUS INJURY. Keep away from power lines or high energy sources at all times.</p> |
| <p>Part No.: G7100-382 Description: Decal, Danger Quantity: 1</p> |  <p>WARNING Overinflation may cause explosive separation of tire and rim which could result in death or serious injury. Follow inflation specifications and maintenance instructions in the operator's manual.</p> |
|  | <p>Part No.: G7100-370 Description: Decal, Warning Quantity: 2 (Each Side of Hitch)</p> |

| | |
|--|---|
|  | <p>Part No.: G7100-116 Description: Decal, Grease Daily</p> |
|  | <p>Part No.: G7100-110 Description: Decal, Grease Weekly</p> |
|  | <p>Part No.: G7100-352 Description: Decal, Tank Drain Quantity: 1 (Located In Center Of Air Tank)</p> |
|  | <p>Part No.: G7100-630 Description: Tire Pressure Decal Quantity: 4</p> |
|  <p>G7100-397</p> | <div data-bbox="1019 1184 1247 1629">  <p>Row marker can lower at any time and could cause death or serious injury.</p> <p>Stay away from row markers!</p> <p>Install safety lockup device when not in use.</p> </div> <p>Part No.: G7100-397 Description: Decal, Warning Quantity: 4 (2 Per Row Marker)</p> |

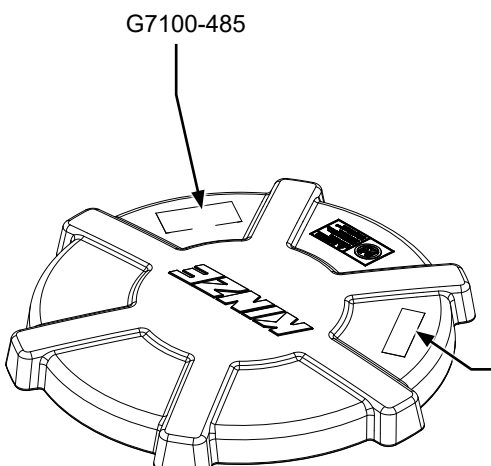


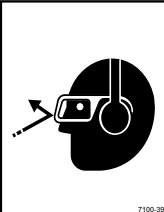
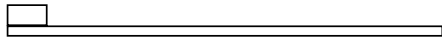



| | |
|---|---|
|  <p>⚠ WARNING</p> <p>Falling from equipment can cause death or serious injury.</p> <p>Use three points of contact when working on equipment.</p> <p>Never ride on equipment!</p> <p><small>7100-380</small></p> | <p>Part No.: G7100-380 Description: Decal, Warning Quantity: 2 (1 On Each Side Of Stair)</p> |
|  <p>⚠ WARNING</p> <p>Static Electricity Shock Hazard</p> <p>Static electricity charge may build up during use of planter and discharge when refilling or performing maintenance.</p> <p>Electronic medical devices, such as pacemakers and defibrillators, may malfunction from shock of static electricity discharge.</p> <p>Persons wearing electronic medical devices should use caution to avoid shock when working around planter.</p> <p><small>7100-470</small></p> | <p>Part No.: G7100-470 Description: Decal, Warning Quantity: 1 (Located On Rear Of Hitch)</p> |
| <p>G7100-385</p>  |  <p>⚠ WARNING</p> <p>Uncontrolled machine movement can crush resulting in death, serious injury, or damage to property and equipment.</p> <p>Install safety lockup devices before working under or transporting this equipment.</p> <p><small>7100-385</small></p> |
| <p>Part No.: G7100-385 Description: Decal, Warning Quantity: 2 (Located On Each Wing at Hinge Points)</p> | |
|  | <p>Part No.: G7100-36 Description: SMV Sign Quantity: 1</p> <p>Part No.: GD27204 Description: SMV Backer Plate Quantity: 1</p> <p>Part No.: G10305 Description: Carriage Bolt, 3/8"-16 x 1" Quantity: 2</p> <p>Part No.: G11389 Description: Flat Washer, 1/2" Plated SAE Quantity: 2</p> |


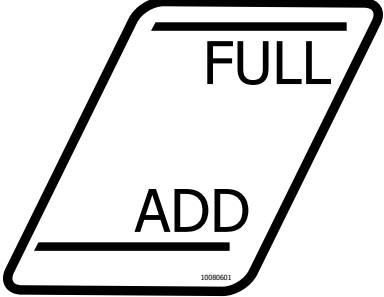


Part No.: G7100-381
Description: Decal, Warning
Quantity: 1 Per Row (Located on Each Granular Chemical Hopper Support)









Part No.: G7100-580
Description: Decal, Warning
Quantity: 2 (1 Located On Each End Of Planter)

| | |
|---|---|
|  <p>G7100-485</p> <p>G7100-376</p> |  <p>WARNING</p> <p>Do not remove lid during machine operation. Contents are pressurized and could result in death, serious injuries or equipment damage.</p> <p>Review operator manual for proper filling procedure.</p> |
| <p>Part No.: G7100-485 Description: Decal, Warning Quantity: 2 (1 Per Tank Lid)</p> |  <p>NOTICE</p> <p>Maximum operating pressure 20" H₂O (5 kPa). Higher pressure can cause seed bridging.</p> |
| <p>Part No.: G7100-376 Description: Decal, Notice Quantity: 2 (1 Per Tank Lid)</p> |  <p>CAUTION</p> <p>Fan can start at any time. Operating fan can blow debris and has a high noise level.</p> <p>Always wear eye and hearing protection when working around fan.</p> |
|  | <p>Part No.: G7100-392 Description: Decal, Caution Quantity: 2 (1 Per Fan)</p> |
|  | <p>Part No.: GD2984 Description: Tie Strap, 34"</p> |
|  | <p>Part No.: GD1512MPP (Pkg. of 100) Description: Tie Strap, 7½"</p> |
|  | <p>Part No.: GD2117 Description: Tie Strap, 14½"</p> |
| <p>Part No.: GD2984 Description: Tie Strap, 34"</p> | <p>Part No.: G7100-607 Description: Bulk Dry Fertilizer Decal</p> |
| <p>Part No.: G7100-508 Description: Bulk Fill Decal</p> | <p>Part No.: G7100-509 Description: Vacuum Decal</p> |

| | |
|---|--|
|  | <p>Part No.: G7100-484 Description: Decal, American Flag Quantity: 1</p> |
|  | <p>Part No.: G10080601 Description: Tank Level Decal Quantity: 1</p> |

| | |
|---|---|
| <div data-bbox="428 863 548 957" data-label="Image"> </div> | <p>Part No.: GD10057-01 Description: Hose Identification Sleeve, Red AA</p> <p>Part No.: GD10057-02 Description: Hose Identification Sleeve, Red BB</p> <p>Part No.: GD10057-03 Description: Hose Identification Sleeve, Blue AA</p> <p>Part No.: GD10057-04 Description: Hose Identification Sleeve, Blue BB</p> <p>Part No.: GD10057-11 Description: Hose Identification Sleeve, Green PP</p> <p>Part No.: GD10057-12 Description: Hose Identification Sleeve, Green RR</p> <p>Part No.: GD10057-14 Description: Hose Identification Sleeve, Yellow PP</p> <p>Part No.: GD10057-15 Description: Hose Identification Sleeve, Yellow RR</p> <p>Part No.: GD10057-17 Description: Hose Identification Sleeve, Black PP</p> <p>Part No.: GD10057-18 Description: Hose Identification Sleeve, Black RR</p> <p>Part No.: GD10057-19 Description: Hose Identification Sleeve, Orange CD</p> <p>Part No.: GA26924-01 Description: Hose Label Cover - Extend, Red</p> <p>Part No.: GA26924-02 Description: Hose Label Cover - Retract, Red</p> <p>Part No.: GA26924-03 Description: Hose Label Cover - Extend, Blue</p> <p>Part No.: GA26924-04 Description: Hose Label Cover - Retract, Blue</p> <p>Part No.: GA26924-07 Description: Hose Label Cover - Extend, Yellow</p> <p>Part No.: GA26924-08 Description: Hose Label Cover - Retract, Yellow</p> <p>Part No.: GA26924-11 Description: Hose Label Cover - Retract, Orange</p> |
| <div data-bbox="435 1587 539 1848" data-label="Image"> </div> | <p>Part No.: GR2127MPP Description: Blue Paint, Twelve Aerosol Cans</p> |

| | |
|---|--|
|  | <p>Part No.: GR2127MPP Description: Powdered Graphite, Twenty-Four 1 Pound Containers</p> |
|  | <p>Part No.: GR1570MPP Description: Talc Lubricant, Four 8 Pound Containers</p> |
| | <p>Part No.: GR2334 Description: Talc Lubricant, 30 Pound Container</p> |
|  | <p>Part No.: GR1842MPP Description: Graphite Lubricant, Four 5 Pound Containers</p> |
|  | <p>Part No.: GR2240MPP Description: Talc/Graphite Blend (80 Talc/20 Graphite), Four 8 Pound Containers</p> |
|  | <p>Part No.: GR2241MPP Description: Dispensing Cap, 10/Package</p> |
|  | <p>Part No.: GM0306-01 Description: Operator Manual, Model 4705</p> |
| | <p>Part No.: GM0306-02 Description: Parts Manual, Model 4705</p> |
| | <p>Part No.: GPR1094 Description: Binder (Contact Kinze Parts To Order)</p> |

This page left blank intentionally.

| Part No. | Page | Part No. | Page | Part No. | Page | Part No. | Page |
|--------------|------|-------------|------|-------------|------|-------------|------|
| **D17150-06 | P10 | *A13870-267 | P68 | *A15081-87 | P130 | *A25691-148 | P128 |
| **GA19301 | P184 | *A13870-278 | P68 | *A15081-87 | P132 | *A25691-174 | P123 |
| *A1073 | P128 | *A13870-278 | P68 | *A18630-186 | P123 | *A25691-178 | P126 |
| *A1073 | P166 | *A13870-286 | P70 | *A18630-190 | P126 | *A25691-178 | P128 |
| *A11481-186 | P123 | *A13870-286 | P70 | *A18630-190 | P128 | *A25691-23 | P126 |
| *A11481-190 | P126 | *A13870-298 | P68 | *A18630-309 | P126 | *A25691-32 | P128 |
| *A11481-190 | P128 | *A13870-298 | P68 | *A18630-309 | P128 | *A25691-354 | P123 |
| *A11481-25 | P128 | *A13870-308 | P68 | *A18630-326 | P123 | *A25691-76 | P123 |
| *A11481-309 | P126 | *A13870-308 | P68 | *A18630-72 | P123 | *A25692-70 | P132 |
| *A11481-309 | P128 | *A13870-310 | P70 | *A18671-18 | P126 | *A25692-86 | P130 |
| *A12002 | P132 | *A13870-323 | P70 | *A18671-20 | P128 | *A25693-255 | P123 |
| *A12011 | P126 | *A13870-326 | P68 | *A18671-20 | P130 | *A25695-115 | P126 |
| *A12992-115 | P56 | *A13870-326 | P68 | *A18671-26 | P132 | *A25696-101 | P56 |
| *A12992-115 | P128 | *A13870-335 | P70 | *A18671-47 | P132 | *A25696-101 | P128 |
| *A13780-198 | P68 | *A13870-335 | P70 | *A18671-58 | P132 | *A25696-62 | P112 |
| *A13780-368 | P68 | *A13870-336 | P68 | *A18671-64 | P128 | *A25696-62 | P124 |
| *A13870-1 54 | P70 | *A13870-336 | P68 | *A18671-64 | P130 | *A25697-25 | P132 |
| *A13870-110 | P68 | *A13870-348 | P70 | *A18672-137 | P128 | *A25699-24 | P126 |
| *A13870-110 | P68 | *A13870-348 | P70 | *A18686-24 | P128 | *A25704-255 | P123 |
| *A13870-110 | P68 | *A13870-358 | P68 | *A18686-30 | P128 | *A25704-255 | P126 |
| *A13870-110 | P68 | *A13870-358 | P68 | *A18686-60 | P123 | *A25704-255 | P128 |
| *A13870-110 | P70 | *A13870-368 | P68 | *A18689-115 | P126 | *A25704-285 | P126 |
| *A13870-110 | P70 | *A13870-372 | P70 | *A18690-115 | P123 | *A25704-285 | P128 |
| *A13870-129 | P70 | *A13870-372 | P70 | *A18692-115 | P126 | *A25704-323 | P128 |
| *A13870-129 | P70 | *A13870-387 | P70 | *A18696-22 | P128 | *A25706-20 | P126 |
| *A13870-138 | P68 | *A13870-387 | P70 | *A18699-38 | P123 | *A26168 | P133 |
| *A13870-138 | P68 | *A13870-388 | P68 | *A18699-42 | P123 | *A26657-51 | P130 |
| *A13870-138 | P68 | *A13870-388 | P68 | *A21525-285 | P126 | *A26658-128 | P130 |
| *A13870-138 | P68 | *A13870-400 | P68 | *A21536-255 | P123 | *A26659-255 | P126 |
| *A13870-138 | P70 | *A13870-400 | P68 | *A21536-255 | P126 | *A26659-255 | P128 |
| *A13870-177 | P70 | *A13870-409 | P70 | *A21536-255 | P128 | *A26659-323 | P128 |
| *A13870-177 | P70 | *A13870-409 | P70 | *A21536-285 | P128 | *A26660-54 | P123 |
| *A13870-186 | P68 | *A13870-420 | P68 | *A21536-323 | P128 | *A26673 | P184 |
| *A13870-186 | P68 | *A13870-420 | P68 | *A21542-72 | P130 | *A26930-22 | P123 |
| *A13870-198 | P68 | *A13870-420 | P70 | *A21542-72 | P132 | *A26930-28 | P123 |
| *A13870-200 | P70 | *A13870-420 | P68 | *A21544-36 | P126 | *A27230-92 | P56 |
| *A13870-212 | P70 | *A13870-432 | P70 | *A21544-95 | P132 | *A27230-92 | P128 |
| *A13870-225 | P68 | *A13870-432 | P70 | *A21544-97 | P130 | *A7677-17 | P132 |
| *A13870-225 | P68 | *A13870-88 | P70 | *A21545-114 | P123 | *A7677-20 | P130 |
| *A13870-242 | P68 | *A13870-88 | P70 | *A21546-115 | P126 | *A7677-20 | P132 |
| *A13870-242 | P68 | *A13870-88 | P70 | *A24037 | P136 | *A7677-21 | P132 |
| *A13870-246 | P68 | *A13870-88 | P70 | *A24473 | P143 | *A7677-27 | P132 |
| *A13870-246 | P68 | *A13870-92 | P68 | *A24473 | P146 | *A7677-46 | P132 |
| *A13870-248 | P70 | *A13870-92 | P68 | *A24781 | P137 | *A7677-51 | P132 |
| *A13870-248 | P70 | *A13870-92 | P68 | *A24781 | P142 | *A7678-12 | P130 |
| *A13870-250 | P68 | *A13870-92 | P68 | *A24796 | P140 | *A7678-12 | P132 |
| *A13870-250 | P68 | *A15032-137 | P128 | *A25691-103 | P123 | *A7678-17 | P123 |
| *A13870-254 | P70 | *A15035-22 | P123 | *A25691-114 | P123 | *A7678-19 | P123 |
| *A13870-254 | P70 | *A15035-28 | P123 | *A25691-114 | P128 | *A7678-26 | P132 |
| *A13870-265 | P70 | *A15072-40 | P132 | *A25691-128 | P123 | *A7678-31 | P130 |
| *A13870-265 | P70 | *A15075-56 | P130 | *A25691-128 | P128 | *A7678-46 | P132 |
| *A13870-267 | P68 | *A15081-69 | P132 | *A25691-148 | P126 | *A7678-63 | P130 |

Numerical Index

M0306-02

Model 4705

| Part No. | Page | Part No. | Page | Part No. | Page | Part No. | Page |
|------------|------|--------------|------|-----------|------|-----------|------|
| *A7680-14 | P132 | *D12212 | P146 | *R2281 | P144 | G10007 | P101 |
| *A7680-20 | P132 | *D12213 | P143 | *R2283 | P144 | G10008 | P78 |
| *A7680-30 | P130 | *D12213 | P146 | *R2300 | P144 | G10008 | P86 |
| *A7680-32 | P130 | *D12221 | P136 | *R2301 | P144 | G10009 | P92 |
| *A7680-34 | P130 | *D12222 | P136 | *R2302 | P144 | G10009 | P94 |
| *A7680-37 | P130 | *D12231 | P133 | *R2303 | P144 | G10010 | P14 |
| *A7680-93 | P130 | *D12232 | P133 | *R2304 | P144 | G10010 | P26 |
| *A7681-10 | P132 | *D12239 | P136 | *R2305 | P144 | G10010 | P28 |
| *A7681-15 | P132 | *D12245 | P133 | *R2307 | P144 | G10010 | P100 |
| *A7681-22 | P132 | *D12252 | P133 | *R2308 | P144 | G10012201 | P96 |
| *A7681-35 | P130 | *D12252 | P143 | *R2309 | P144 | G10012901 | P96 |
| *A7681-40 | P130 | *D12252 | P146 | 6602-06 | P126 | G10013 | P22 |
| *A7681-90 | P130 | *D12253 | P140 | A10458 | P114 | G10013101 | P96 |
| *A7681-95 | P130 | *D12263 | P136 | A18862 | P133 | G10013201 | P188 |
| *A7684-112 | P56 | *D12263 | P137 | A24863 | P136 | G10014 | P14 |
| *A7684-112 | P128 | *D12263 | P142 | D13169 | P138 | G10014 | P56 |
| *A7684-60 | P123 | *D12264 | P136 | G10001 | P52 | G10014 | P98 |
| *A7685-11 | P132 | *D12264 | P137 | G10001 | P56 | G10014 | P109 |
| *A7685-14 | P132 | *D12264 | P142 | G10001 | P58 | G10014 | P185 |
| *A7685-17 | P132 | *D12270 | P140 | G10001 | P64 | G10016 | P92 |
| *A7685-18 | P130 | *D12271 | P140 | G10001 | P66 | G10016 | P94 |
| *A7685-21 | P130 | *D12274 | P140 | G10001 | P86 | G10016 | P137 |
| *A7685-40 | P132 | *D12274 | P142 | G10001 | P87 | G10017 | P52 |
| *A7685-84 | P130 | *D12274 | P146 | G10001 | P182 | G10017 | P56 |
| *A7685-89 | P130 | *D17150-06 | P104 | G10001 | P184 | G10017 | P78 |
| *A7686-22 | P130 | *D17150-06 | P106 | G10001 | P196 | G10017 | P80 |
| *A7686-27 | P130 | *D17150-16 | P106 | G10001 | P196 | G10017 | P86 |
| *A7687-44 | P132 | *D17151-12 | P10 | G10001 | P199 | G10017 | P109 |
| *A7688-24 | P123 | *D23387 | P137 | G10001 | P203 | G10017 | P203 |
| *A7690-24 | P130 | *D23387 | P142 | G10001 | P207 | G10017201 | P72 |
| *A7690-26 | P130 | *D23389 | P137 | G10002 | P32 | G10017301 | P72 |
| *A7690-29 | P130 | *D23389 | P142 | G10002 | P53 | G10018 | P86 |
| *A7690-34 | P130 | *D23390 | P137 | G10002 | P74 | G10018801 | P11 |
| *A7690-53 | P130 | *D23390 | P142 | G10002 | P76 | G10019 | P14 |
| *A7690-58 | P130 | *D23424 | P143 | G10002 | P104 | G10019 | P120 |
| *A7690-60 | P130 | *D23424 | P146 | G10002 | P109 | G10019401 | P156 |
| *A7690-65 | P130 | *D29649 | P140 | G10002 | P180 | G10019401 | P157 |
| *D12055 | P143 | *D30399 | P143 | G10002701 | P74 | G10020 | P74 |
| *D12055 | P146 | *D30399 | P146 | G10002701 | P76 | G10020 | P76 |
| *D12088 | P133 | *D30421-10 | P196 | G10004 | P16 | G10020 | P106 |
| *D12103 | P133 | *D30421-125 | P204 | G10004 | P26 | G10020 | P194 |
| *D12120 | P136 | *D30421-125 | P208 | G10004 | P30 | G10023 | P188 |
| *D12121 | P136 | *D30421-7 | P204 | G10004 | P36 | G10023 | P190 |
| *D12134 | P140 | *D30421-7 | P208 | G10004 | P58 | G10023601 | P170 |
| *D12137 | P136 | *D30432 | P136 | G10004 | P100 | G10025 | P118 |
| *D12137 | P137 | *D30432 | P137 | G10004 | P166 | G10025801 | P185 |
| *D12137 | P142 | *D30432 | P142 | G10004 | P204 | G10026 | P26 |
| *D12200 | P140 | *D34639 | P142 | G10004 | P207 | G10026 | P112 |
| *D12206 | P133 | *D34654 | P140 | G10005 | P4 | G10027701 | P98 |
| *D12206 | P143 | *D36495-32.5 | P52 | G10005 | P10 | G10028601 | P14 |
| *D12206 | P146 | *D6279-03 | P109 | G10005 | P11 | G10028601 | P14 |
| *D12212 | P143 | *D6279-07 | P58 | G10006 | P98 | G10028701 | P14 |

| Part No. | Page | Part No. | Page | Part No. | Page | Part No. | Page |
|-----------|------|-----------|------|-----------|------|-----------|------|
| G10028801 | P14 | G10060902 | P178 | G10102 | P56 | G10108 | P166 |
| G10031 | P14 | G10063 | P53 | G10102 | P56 | G10108 | P180 |
| G10033 | P28 | G10063 | P207 | G10102 | P78 | G10108 | P185 |
| G10033 | P66 | G10064 | P22 | G10102 | P81 | G10108 | P186 |
| G10033 | P114 | G10071 | P10 | G10102 | P114 | G10108 | P196 |
| G10035901 | P6 | G10071 | P52 | G10102 | P120 | G10108 | P200 |
| G10036 | P23 | G10071 | P56 | G10102 | P120 | G10108 | P203 |
| G10037 | P10 | G10071 | P66 | G10102 | P170 | G10108 | P207 |
| G10037 | P98 | G10071 | P80 | G10102 | P190 | G10108302 | P48 |
| G10037 | P191 | G10071 | P84 | G10102 | P196 | G10109 | P14 |
| G10038 | P10 | G10071 | P86 | G10102 | P199 | G10109 | P22 |
| G10038 | P142 | G10071 | P92 | G10102 | P204 | G10109 | P26 |
| G10038501 | P98 | G10071 | P94 | G10102301 | P54 | G10109 | P28 |
| G10039 | P23 | G10071 | P109 | G10103 | P56 | G10109 | P52 |
| G10039 | P52 | G10071 | P184 | G10103401 | P158 | G10109 | P58 |
| G10039 | P56 | G10071 | P200 | G10103501 | P56 | G10109 | P106 |
| G10039 | P84 | G10071 | P204 | G10104 | P52 | G10109 | P120 |
| G10039 | P92 | G10071 | P207 | G10105 | P185 | G10109 | P170 |
| G10039 | P94 | G10071 | P211 | G10105 | P196 | G10109 | P204 |
| G10039 | P199 | G10075001 | P54 | G10105 | P199 | G10109 | P207 |
| G10040 | P58 | G10080501 | P58 | G10105301 | P158 | G10109101 | P60 |
| G10040 | P86 | G10080501 | P128 | G10105401 | P158 | G10110 | P30 |
| G10040 | P87 | G10080601 | P219 | G10105501 | P158 | G10110 | P58 |
| G10042 | P83 | G10080901 | P36 | G10106 | P118 | G10110 | P86 |
| G10043 | P52 | G10083401 | P36 | G10107 | P6 | G10110 | P104 |
| G10043 | P57 | G10084301 | P36 | G10107 | P22 | G10110 | P109 |
| G10043 | P94 | G10085701 | P16 | G10107 | P23 | G10110 | P115 |
| G10043 | P96 | G10085701 | P36 | G10107 | P86 | G10110 | P120 |
| G10043 | P170 | G10085901 | P92 | G10107 | P92 | G10110 | P203 |
| G10043 | P190 | G10086601 | P162 | G10107 | P94 | G10110 | P207 |
| G10044101 | P64 | G10086901 | P162 | G10107 | P101 | G10111 | P22 |
| G10045 | P66 | G10087001 | P162 | G10107 | P109 | G10111 | P23 |
| G10045 | P78 | G10087601 | P159 | G10107 | P112 | G10111 | P28 |
| G10045 | P114 | G10087601 | P168 | G10107 | P118 | G10111 | P64 |
| G10045 | P120 | G10088001 | P162 | G10108 | P7 | G10111 | P78 |
| G10045401 | P213 | G10088301 | P36 | G10108 | P30 | G10111 | P92 |
| G10045501 | P213 | G10089801 | P57 | G10108 | P52 | G10111 | P94 |
| G10046 | P86 | G10090401 | P11 | G10108 | P56 | G10111 | P114 |
| G10047 | P101 | G10096 | P196 | G10108 | P58 | G10111 | P170 |
| G10049 | P16 | G10096 | P200 | G10108 | P60 | G10111 | P191 |
| G10049501 | P176 | G10096601 | P87 | G10108 | P64 | G10111001 | P186 |
| G10049501 | P178 | G10098201 | P159 | G10108 | P74 | G10112 | P84 |
| G10050 | P84 | G10098201 | P168 | G10108 | P76 | G10112 | P86 |
| G10053801 | P163 | G10098301 | P58 | G10108 | P78 | G10112 | P90 |
| G10054 | P90 | G10098401 | P58 | G10108 | P80 | G10112 | P185 |
| G10057501 | P60 | G10099 | P30 | G10108 | P81 | G10114001 | P184 |
| G10058 | P86 | G10101 | P22 | G10108 | P84 | G10114701 | P98 |
| G10060 | P109 | G10101 | P52 | G10108 | P98 | G10122301 | P4 |
| G10060301 | P42 | G10101 | P182 | G10108 | P101 | G10126401 | P52 |
| G10060901 | P176 | G10101 | P194 | G10108 | P112 | G10126901 | P56 |
| G10060901 | P178 | G10101901 | P203 | G10108 | P114 | G10128401 | P66 |
| G10060902 | P176 | G10102 | P28 | G10108 | P118 | G10128801 | P186 |

Numerical Index

M0306-02

Model 4705

| Part No. | Page | Part No. | Page | Part No. | Page | Part No. | Page |
|-----------|------|-----------|------|-----------|------|-----------|------|
| G10128901 | P185 | G10157 | P100 | G10200001 | P178 | G10228 | P10 |
| G10129001 | P185 | G10159 | P84 | G10200201 | P176 | G10228 | P10 |
| G10129301 | P186 | G10159 | P92 | G10200201 | P178 | G10228 | P14 |
| G10131701 | P102 | G10159 | P94 | G10200301 | P58 | G10228 | P28 |
| G10132001 | P176 | G10159 | P114 | G10200301 | P176 | G10228 | P56 |
| G10132001 | P178 | G10162 | P54 | G10200301 | P178 | G10228 | P78 |
| G10132101 | P176 | G10162 | P62 | G10201 | P66 | G10228 | P81 |
| G10132101 | P178 | G10162 | P92 | G10201004 | P50 | G10228 | P98 |
| G10132201 | P176 | G10162 | P94 | G10201401 | P58 | G10228 | P98 |
| G10132201 | P178 | G10162 | P98 | G10202301 | P204 | G10228 | P114 |
| G10132301 | P176 | G10163901 | P54 | G10202501 | P162 | G10228 | P120 |
| G10132301 | P178 | G10164001 | P54 | G10204 | P11 | G10228 | P120 |
| G10132501 | P66 | G10168 | P114 | G10204 | P14 | G10228 | P120 |
| G10132801 | P176 | G10168 | P120 | G10204001 | P58 | G10228 | P142 |
| G10132801 | P178 | G10168 | P120 | G10208201 | P42 | G10228 | P170 |
| G10132901 | P176 | G10169401 | P62 | G10208301 | P42 | G10228 | P190 |
| G10132901 | P178 | G10169501 | P184 | G10208401 | P46 | G10228 | P196 |
| G10133 | P22 | G10169601 | P156 | G10209 | P16 | G10228 | P199 |
| G10133 | P26 | G10169601 | P157 | G10209 | P92 | G10228 | P204 |
| G10133 | P28 | G10169701 | P163 | G10209 | P94 | G10229 | P26 |
| G10133 | P109 | G10171 | P30 | G10209 | P96 | G10229 | P32 |
| G10133001 | P176 | G10173201 | P196 | G10210 | P58 | G10229 | P52 |
| G10133001 | P178 | G10174101 | P197 | G10210 | P62 | G10229 | P56 |
| G10134801 | P203 | G10176901 | P36 | G10210 | P101 | G10229 | P86 |
| G10134801 | P208 | G10177501 | P44 | G10210 | P118 | G10229 | P182 |
| G10135501 | P166 | G10177601 | P44 | G10210 | P180 | G10229 | P194 |
| G10135701 | P203 | G10177701 | P44 | G10210601 | P176 | G10230 | P14 |
| G10135701 | P207 | G10179206 | P185 | G10210601 | P178 | G10230 | P22 |
| G10136601 | P178 | G10181201 | P46 | G10211901 | P176 | G10230 | P52 |
| G10136701 | P178 | G10188101 | P104 | G10211901 | P178 | G10230 | P98 |
| G10136801 | P178 | G10188101 | P176 | G10213501 | P44 | G10230 | P100 |
| G10136901 | P178 | G10188101 | P178 | G10213502 | P37 | G10230701 | P42 |
| G10141901 | P6 | G10190101 | P62 | G10213502 | P178 | G10231 | P196 |
| G10141901 | P115 | G10192201 | P58 | G10213601 | P36 | G10231 | P199 |
| G10142501 | P114 | G10192201 | P128 | G10213601 | P178 | G10232 | P58 |
| G10144701 | P56 | G10192301 | P58 | G10213602 | P36 | G10232 | P86 |
| G10144901 | P56 | G10192301 | P128 | G10213602 | P178 | G10232 | P140 |
| G10145401 | P56 | G10192401 | P58 | G10216 | P14 | G10232 | P142 |
| G10145401 | P128 | G10192401 | P128 | G10216 | P64 | G10235401 | P56 |
| G10145501 | P56 | G10192601 | P112 | G10219 | P106 | G10242401 | P76 |
| G10145501 | P128 | G10192901 | P58 | G10219 | P182 | G10242601 | P76 |
| G10145601 | P56 | G10193001 | P58 | G10220101 | P58 | G10242801 | P76 |
| G10145601 | P128 | G10195601 | P112 | G10221701 | P162 | G10242801 | P176 |
| G10145701 | P56 | G10195701 | P112 | G10221801 | P210 | G10242801 | P178 |
| G10145701 | P128 | G10195801 | P112 | G10221801 | P210 | G10243 | P32 |
| G10145801 | P56 | G10197301 | P180 | G10221901 | P210 | G10243001 | P188 |
| G10145801 | P128 | G10197701 | P180 | G10222001 | P210 | G10245301 | P52 |
| G10145901 | P56 | G10197801 | P52 | G10222601 | P86 | G10245401 | P52 |
| G10145901 | P128 | G10197901 | P52 | G10222701 | P86 | G10249701 | P64 |
| G10153101 | P46 | G10197901 | P128 | G10226 | P98 | G10249801 | P64 |
| G10156901 | P46 | G10199801 | P50 | G10227 | P54 | G10251 | P76 |
| G10157 | P83 | G10200001 | P176 | G10227 | P62 | G10252 | P86 |

| Part No. | Page | Part No. | Page | Part No. | Page | Part No. | Page |
|-----------|------|-----------|------|-----------|------|-----------|------|
| G10252001 | P56 | G10306301 | P157 | G10425501 | P42 | G10485702 | P200 |
| G10254701 | P192 | G10307 | P80 | G10425701 | P42 | G10489701 | P200 |
| G10254801 | P192 | G10308 | P22 | G10429001 | P37 | G10491101 | P200 |
| G10254901 | P192 | G10310 | P30 | G10429001 | P48 | G10492601 | P200 |
| G10257 | P32 | G10312 | P7 | G10434901 | P57 | G10492701 | P200 |
| G10257 | P62 | G10312 | P30 | G10435201 | P58 | G10495101 | P72 |
| G10260 | P34 | G10312 | P109 | G10438 | P100 | G10496501 | P176 |
| G10260 | P170 | G10312 | P170 | G10439801 | P185 | G10497 | P196 |
| G10260 | P182 | G10317 | P80 | G10439901 | P87 | G10499801 | P162 |
| G10261 | P34 | G10318901 | P184 | G10440001 | P87 | G10501 | P109 |
| G10262201 | P148 | G10320401 | P48 | G10446401 | P87 | G10503 | P26 |
| G10262302 | P85 | G10322501 | P14 | G10446501 | P87 | G10503 | P28 |
| G10263101 | P58 | G10323801 | P200 | G10446601 | P87 | G10503 | P115 |
| G10263101 | P176 | G10325 | P60 | G10446701 | P87 | G10506301 | P50 |
| G10263101 | P178 | G10325 | P74 | G10446801 | P87 | G10506X | P1 |
| G10265601 | P36 | G10325 | P76 | G10448 | P92 | G10524 | P106 |
| G10266901 | P178 | G10325001 | P200 | G10448 | P94 | G10529 | P60 |
| G10267101 | P76 | G10327701 | P194 | G10450 | P100 | G10531 | P34 |
| G10269201 | P178 | G10330 | P92 | G10451 | P109 | G10544 | P115 |
| G10269201 | P194 | G10330 | P94 | G10454801 | P158 | G10544 | P120 |
| G10269501 | P148 | G10331001 | P58 | G10454901 | P158 | G10564 | P109 |
| G10278 | P203 | G10334701 | P14 | G10457 | P98 | G10564001 | P207 |
| G10278 | P207 | G10334801 | P14 | G10459801 | P46 | G10567 | P4 |
| G10279 | P210 | G10334901 | P14 | G10460 | P84 | G10568101 | P148 |
| G10286101 | P76 | G10335001 | P14 | G10460 | P92 | G10568101 | P162 |
| G10286102 | P176 | G10335101 | P14 | G10460 | P94 | G10573001 | P176 |
| G10288001 | P176 | G10335201 | P14 | G10460 | P100 | G10573001 | P178 |
| G10288001 | P178 | G10336 | P115 | G10460 | P115 | G10574 | P78 |
| G10288101 | P176 | G10336701 | P64 | G10461 | P86 | G10581 | P114 |
| G10288101 | P178 | G10337901 | P94 | G10461 | P114 | G10584701 | P184 |
| G10288201 | P176 | G10342101 | P123 | G10462201 | P58 | G10585 | P115 |
| G10288201 | P178 | G10342101 | P128 | G10463501 | P57 | G10592 | P56 |
| G10291901 | P176 | G10342101 | P143 | G10463601 | P57 | G10599 | P22 |
| G10291901 | P178 | G10342201 | P143 | G10463701 | P58 | G10599 | P64 |
| G10291901 | P180 | G10342301 | P143 | G10468 | P118 | G10600701 | P185 |
| G10292601 | P176 | G10344 | P106 | G10471 | P90 | G10606 | P98 |
| G10292601 | P178 | G10366201 | P42 | G10475 | P18 | G10615101 | P194 |
| G10292601 | P180 | G10375101 | P194 | G10475701 | P4 | G10620 | P7 |
| G10297 | P196 | G10375201 | P194 | G10477101 | P185 | G10620 | P28 |
| G10297 | P200 | G10379701 | P208 | G10477201 | P185 | G10620 | P30 |
| G10299601 | P18 | G10381401 | P178 | G10481001 | P115 | G10620 | P36 |
| G10301 | P64 | G10387501 | P53 | G10481201 | P92 | G10620 | P52 |
| G10301401 | P72 | G10400 | P90 | G10481301 | P94 | G10620 | P54 |
| G10302202 | P58 | G10402701 | P4 | G10481601 | P112 | G10620 | P109 |
| G10302501 | P60 | G10416001 | P184 | G10483101 | P18 | G10620 | P190 |
| G10302503 | P60 | G10418801 | P36 | G10483201 | P18 | G10621 | P16 |
| G10303 | P7 | G10422901 | P52 | G10483401 | P18 | G10621 | P30 |
| G10303 | P28 | G10423001 | P52 | G10484901 | P18 | G10621 | P36 |
| G10305 | P78 | G10423301 | P52 | G10485 | P196 | G10621 | P62 |
| G10305 | P81 | G10423401 | P52 | G10485 | P199 | G10621 | P74 |
| G10305 | P216 | G10423701 | P190 | G10485401 | P200 | G10621 | P76 |
| G10306201 | P156 | G10425401 | P42 | G10485501 | P200 | G10621 | P86 |

| Part No. | Page | Part No. | Page | Part No. | Page | Part No. | Page |
|----------|------|----------|------|----------|------|----------|------|
| G10621 | P87 | G10740 | P200 | G10992 | P185 | G11166 | P185 |
| G10621 | P96 | G10746 | P109 | G10992X | P44 | G11172 | P17 |
| G10621 | P98 | G10749X | P37 | G11009 | P16 | G11182 | P60 |
| G10621 | P166 | G10750X | P44 | G11009 | P18 | G11201 | P48 |
| G10621 | P188 | G10753 | P204 | G11021 | P146 | G11202 | P34 |
| G10621 | P190 | G10757 | P30 | G11039X | P18 | G11202 | P42 |
| G10622 | P16 | G10758 | P30 | G11040X | P18 | G11202 | P185 |
| G10622 | P36 | G10765 | P26 | G11041X | P18 | G11204 | P64 |
| G10622 | P74 | G10765 | P28 | G11042X | P18 | G11204 | P186 |
| G10622 | P76 | G10770 | P138 | G11043X | P18 | G11206 | P104 |
| G10622 | P104 | G10779 | P143 | G11044X | P18 | G11209 | P30 |
| G10622 | P184 | G10809 | P7 | G11045X | P18 | G11215 | P52 |
| G10622 | P204 | G10809 | P98 | G11047X | P18 | G11216 | P74 |
| G10622 | P207 | G10829 | P185 | G11048X | P18 | G11242 | P203 |
| G10624 | P210 | G10844 | P114 | G11058 | P100 | G11242 | P208 |
| G10625 | P90 | G10844 | P120 | G11065 | P76 | G11249 | P36 |
| G10626 | P166 | G10857 | P109 | G11067 | P42 | G11249 | P60 |
| G10626 | P196 | G10860X | P44 | G11067 | P50 | G11261 | P54 |
| G10626 | P200 | G10864 | P30 | G11067 | P185 | G11271 | P10 |
| G10636 | P23 | G10874 | P114 | G11087 | P118 | G11271 | P207 |
| G10636 | P28 | G10892X | P44 | G11087 | P186 | G11271 | P211 |
| G10636 | P92 | G10893X | P44 | G11091 | P16 | G11281 | P18 |
| G10636 | P94 | G10901 | P196 | G11091 | P52 | G11281 | P32 |
| G10638 | P56 | G10901 | P200 | G11091 | P56 | G11284 | P74 |
| G10638 | P104 | G10904 | P104 | G11091 | P64 | G11284 | P76 |
| G10640 | P14 | G10913 | P95 | G11091 | P64 | G11297 | P48 |
| G10640 | P114 | G10917 | P203 | G11091 | P78 | G11314 | P112 |
| G10640 | P133 | G10917 | P207 | G11091 | P81 | G11320 | P72 |
| G10640 | P137 | G10928 | P44 | G11091 | P100 | G11326 | P80 |
| G10640 | P142 | G10928 | P48 | G11091 | P191 | G11328 | P72 |
| G10640 | P146 | G10928 | P58 | G11091 | P196 | G11328 | P86 |
| G10643 | P140 | G10931 | P50 | G11091 | P200 | G11337 | P98 |
| G10661 | P204 | G10931 | P76 | G11106 | P188 | G11339 | P72 |
| G10661 | P207 | G10939 | P36 | G11109 | P28 | G11339 | P87 |
| G10670 | P30 | G10939 | P118 | G11119 | P84 | G11339 | P182 |
| G10671 | P101 | G10940 | P14 | G11123 | P4 | G11356 | P87 |
| G10673 | P196 | G10943 | P58 | G11123 | P7 | G11356 | P104 |
| G10673 | P197 | G10948 | P133 | G11123 | P11 | G11360 | P64 |
| G10673 | P200 | G10949 | P104 | G11123 | P36 | G11382 | P104 |
| G10674 | P200 | G10950 | P104 | G11123 | P54 | G11385 | P30 |
| G10674 | P203 | G10954 | P184 | G11123 | P185 | G11385 | P56 |
| G10674 | P207 | G10960 | P36 | G11124 | P10 | G11385 | P58 |
| G10676 | P52 | G10961 | P60 | G11124 | P28 | G11385 | P86 |
| G10676 | P196 | G10966 | P30 | G11124 | P62 | G11385 | P87 |
| G10676 | P200 | G10974 | P26 | G11124 | P180 | G11385 | P98 |
| G10681 | P109 | G10974 | P28 | G11124 | P185 | G11385 | P104 |
| G10722 | P120 | G10974 | P66 | G11127 | P112 | G11385 | P106 |
| G10725 | P115 | G10974 | P66 | G11135 | P109 | G11385 | P109 |
| G10725 | P120 | G10988 | P62 | G11135 | P166 | G11385 | P115 |
| G10726 | P90 | G10991 | P52 | G11142 | P52 | G11385 | P166 |
| G10740 | P196 | G10991 | P106 | G11147 | P52 | G11385 | P203 |
| G10740 | P197 | G10991 | P182 | G11165 | P56 | G11385 | P207 |

| Part No. | Page | Part No. | Page | Part No. | Page | Part No. | Page |
|----------|------|----------|------|----------|------|----------|------|
| G11386 | P14 | G11389 | P199 | G11468 | P203 | G11619 | P46 |
| G11386 | P14 | G11389 | P203 | G11468 | P207 | G11619 | P48 |
| G11386 | P30 | G11389 | P216 | G11472 | P185 | G11644 | P62 |
| G11386 | P52 | G11391 | P4 | G11480 | P52 | G11677 | P203 |
| G11386 | P57 | G11391 | P6 | G11497 | P196 | G11677 | P208 |
| G11386 | P60 | G11391 | P10 | G11498 | P203 | G11677 | P210 |
| G11386 | P66 | G11391 | P22 | G11498 | P207 | G11679 | P203 |
| G11386 | P96 | G11391 | P28 | G11498 | P210 | G11679 | P207 |
| G11386 | P106 | G11391 | P78 | G11499 | P196 | G11681 | P196 |
| G11386 | P170 | G11391 | P92 | G11499 | P196 | G11681 | P197 |
| G11386 | P190 | G11391 | P94 | G11499 | P196 | G11681 | P204 |
| G11386 | P204 | G11391 | P101 | G11499 | P200 | G11682 | P196 |
| G11386 | P207 | G11391 | P108 | G11499 | P203 | G11682 | P197 |
| G11387 | P53 | G11391 | P112 | G11499 | P207 | G11682 | P204 |
| G11387 | P62 | G11391 | P115 | G11503 | P203 | G11687 | P34 |
| G11387 | P64 | G11391 | P120 | G11503 | P208 | G11693 | P18 |
| G11387 | P74 | G11392 | P26 | G11506 | P203 | G11698 | P203 |
| G11387 | P76 | G11392 | P112 | G11506 | P207 | G11698 | P207 |
| G11387 | P78 | G11392 | P185 | G11518 | P62 | G11701 | P203 |
| G11387 | P80 | G11396 | P115 | G11519 | P66 | G11701 | P208 |
| G11387 | P81 | G11396 | P115 | G11522 | P66 | G11702 | P204 |
| G11387 | P84 | G11397 | P92 | G11528 | P60 | G11703 | P204 |
| G11387 | P86 | G11397 | P94 | G11528 | P185 | G11732 | P80 |
| G11387 | P87 | G11398 | P90 | G11534 | P98 | G11770 | P50 |
| G11387 | P100 | G11400 | P114 | G11534 | P114 | G11778 | P58 |
| G11387 | P104 | G11401 | P76 | G11539 | P4 | G11848 | P60 |
| G11387 | P109 | G11408 | P10 | G11539 | P58 | G11848 | P62 |
| G11387 | P112 | G11409 | P62 | G11553 | P118 | G11853 | P86 |
| G11387 | P114 | G11415 | P78 | G11556 | P18 | G11854 | P86 |
| G11387 | P166 | G11418 | P120 | G11556 | P46 | G11856 | P86 |
| G11387 | P180 | G11418 | P184 | G11560 | P16 | G11858 | P106 |
| G11387 | P185 | G11419 | P22 | G11560 | P36 | G11874 | P101 |
| G11387 | P196 | G11428 | P4 | G11570 | P115 | G11875 | P109 |
| G11387 | P199 | G11445 | P34 | G11573 | P196 | G11907 | P133 |
| G11387 | P204 | G11447 | P34 | G11573 | P200 | G11921 | P54 |
| G11387 | P207 | G11448 | P18 | G11574 | P203 | G11924 | P52 |
| G11389 | P26 | G11455 | P203 | G11574 | P207 | G11947 | P136 |
| G11389 | P28 | G11455 | P207 | G11575 | P203 | G11952 | P142 |
| G11389 | P52 | G11457 | P200 | G11575 | P207 | G11954 | P140 |
| G11389 | P56 | G11457 | P203 | G11576 | P200 | G11958 | P16 |
| G11389 | P56 | G11458 | P203 | G11578 | P18 | G11960 | P37 |
| G11389 | P66 | G11458 | P207 | G11578 | P48 | G11964 | P84 |
| G11389 | P66 | G11458 | P210 | G11583 | P203 | G11965 | P17 |
| G11389 | P66 | G11459 | P208 | G11583 | P207 | G11967 | P54 |
| G11389 | P78 | G11465 | P4 | G11588 | P18 | G11969 | P84 |
| G11389 | P80 | G11467 | P203 | G11588 | P185 | G11970 | P80 |
| G11389 | P84 | G11467 | P207 | G11589 | P98 | G11972 | P52 |
| G11389 | P86 | G11467 | P210 | G11590 | P196 | G11976 | P6 |
| G11389 | P92 | G11468 | P196 | G11590 | P197 | G11981 | P37 |
| G11389 | P94 | G11468 | P196 | G11590 | P200 | G11983 | P50 |
| G11389 | P109 | G11468 | P196 | G11618 | P17 | G11986 | P42 |
| G11389 | P170 | G11468 | P200 | G11619 | P18 | G11986 | P48 |

Numerical Index

M0306-02

Model 4705

| Part No. | Page | Part No. | Page | Part No. | Page | Part No. | Page |
|-------------|------|--------------|------|----------------|------|-----------|------|
| G11989 | P48 | G6400-08 | P151 | G6801-04-04 | P140 | G7100-392 | P218 |
| G11994 | P48 | G6400-08 | P152 | G6801-04-04 | P142 | G7100-393 | P214 |
| G11995 | P42 | G6400-08 | P156 | G6801-04-04 | P146 | G7100-397 | P215 |
| G11995 | P58 | G6400-08 | P157 | G6801-04-04 | P153 | G7100-470 | P216 |
| G11996 | P36 | G6400-08-12 | P109 | G6801-04-04 | P165 | G7100-474 | P213 |
| G11996 | P42 | G6400-10 | P148 | G6801-06 | P54 | G7100-476 | P213 |
| G12003-20 | P58 | G6400-10 | | G6801-06 | P57 | G7100-477 | P213 |
| G12219-12 | P185 | G6400-16-16 | P58 | G6801-06 | P62 | G7100-481 | P213 |
| G1K345 | P22 | G6400-16-20 | P58 | G6801-06 | P86 | G7100-482 | P213 |
| G1K760 | P6 | G6400-L-08 | P100 | G6801-06 | P87 | G7100-483 | P213 |
| G2406-12-10 | P162 | G6400-L-16 | P162 | G6801-06 | P162 | G7100-484 | P219 |
| G2408-08 | P140 | G6403-NWO-08 | P159 | G6801-06 | P185 | G7100-485 | P218 |
| G2603-06 | P109 | G6403-NWO-08 | P168 | G6801-06-08 | P58 | G7100-508 | P218 |
| G304-C-04 | P146 | G6408-04 | P154 | G6801-08 | P162 | G7100-509 | P218 |
| G304-C-10 | P56 | G6408-04 | P165 | G6801-08 | P163 | G7100-558 | P213 |
| G304-C-6 | P92 | G6408-06 | P143 | G6801-08 | P166 | G7100-580 | P217 |
| G304-C-6 | P94 | G6408-08 | P57 | G6801-08 | P167 | G7100-606 | P214 |
| G304-C-8 | P56 | G6408-08 | P133 | G6801-08-06 | P148 | G7100-607 | P218 |
| G304-C-8 | P109 | G6408-08 | P136 | G6801-10 | P185 | G7100-630 | P215 |
| G304-C-8 | P136 | G6408-08 | P137 | G6801-16 | P162 | G9899X | P18 |
| G3324-01 | P101 | G6408-08 | P142 | G6801-32-24 | P158 | G9904X | P18 |
| G3800-06-08 | P158 | G6408-08 | P164 | G6801-L-10 | P54 | G9948X | P101 |
| G3801-04-04 | P158 | G6408-08 | P165 | G6801-L-10 | P62 | GA0160L | P114 |
| G3801-16-20 | P158 | G6408-H02-0 | P162 | G6801-LL-08 | P148 | GA0160R | P114 |
| G4200-01 | P203 | G6408-H04-0 | P146 | G6801-LL-08 | P166 | GA0245 | P115 |
| G4200-01 | P208 | G6408-H04-0 | P148 | G6802-04 | P148 | GA0245 | P120 |
| G4201-02 | P200 | G6408-H04-0 | P156 | G6802-04 | P162 | GA0257 | P115 |
| G4205-04 | P203 | G6408-H04-0 | P157 | G6802-06-06 | P151 | GA0257 | P120 |
| G4205-04 | P208 | G6408-H04-0 | P162 | G6802-06-06 | P168 | GA0530 | P90 |
| G4501-32-32 | P57 | G6408-H04-O | P165 | G6802-08 | P148 | GA0531 | P90 |
| G4602-09 | P196 | G6408-H06-O | P156 | G6802-08 | P162 | GA0532 | P90 |
| G4602-09 | P200 | G6408-H06-O | P157 | G6802-08-12 | P162 | GA10799 | P52 |
| G5000-08-04 | P203 | G6408-H06-O | P162 | G6802-10 | P162 | GA11982 | P10 |
| G5000-08-04 | P208 | G6408-H06-O | P164 | G6802-12-16 | P162 | GA11989 | P106 |
| G6400-04 | P149 | G6408-H08-0 | P162 | G6803-04-04-04 | P146 | GA11991 | P106 |
| G6400-04 | P150 | G6408-H10-0 | P162 | G6803-04-04-04 | P153 | GA12104 | P106 |
| G6400-04 | P154 | G6408-HHP-16 | P162 | G6803-06 | P154 | GA12235 | P26 |
| G6400-04 | P155 | G6410-08-06 | P162 | G6803-06 | P155 | GA12235 | P28 |
| G6400-04 | P164 | G6410-16-06 | P162 | G6804-06 | P168 | GA12236 | P26 |
| G6400-04-06 | P146 | G6500-06 | P186 | G6804-08 | P136 | GA12236 | P28 |
| G6400-06 | P148 | G6500-08 | P109 | G6815-06-04 | P152 | GA12403 | P74 |
| G6400-06 | P149 | G6500-08 | P162 | G6815-06-06 | P162 | GA12403 | P76 |
| G6400-06 | P150 | G6500-08-10 | P186 | G7100-110 | P215 | GA13204 | P96 |
| G6400-06 | P151 | G6500-10 | P185 | G7100-352 | P215 | GA14040 | P66 |
| G6400-06 | P155 | G6500-10-12 | P186 | G7100-36 | P216 | GA14041 | P60 |
| G6400-06 | P159 | G6500-16 | P58 | G7100-370 | P214 | GA14127 | P104 |
| G6400-06-08 | P112 | G6500-16 | P162 | G7100-376 | P218 | GA14128 | P64 |
| G6400-08 | P115 | G6600-08 | P56 | G7100-380 | P216 | GA14133 | P74 |
| G6400-08 | P136 | G6600-10 | P56 | G7100-381 | P217 | GA14135 | P74 |
| G6400-08 | P140 | G6602-06 | P109 | G7100-382 | P214 | GA14135 | P76 |
| G6400-08 | P148 | G6602-08 | P109 | G7100-385 | P216 | GA14152 | P78 |
| G6400-08 | P149 | G6801-04-04 | P108 | G7100-387 | P214 | GA14573 | P62 |

| Part No. | Page | Part No. | Page | Part No. | Page | Part No. | Page |
|------------|------|------------|------|----------|------|-------------|------|
| GA14799 | P148 | GA18181 | P208 | GA20710 | P34 | GA22547 | P176 |
| GA14799 | P167 | GA18182 | P203 | GA20710 | P176 | GA22547 | P178 |
| GA14805 | P170 | GA18182 | P207 | GA20710 | P178 | GA22547 | P178 |
| GA14809 | P166 | GA18195 | P34 | GA20711 | P18 | GA22554-20 | P194 |
| GA14810 | P210 | GA18212 | P104 | GA20711 | P176 | GA22554-265 | P174 |
| GA14810 | P211 | GA18353 | P85 | GA20712 | P16 | GA22554-36 | P194 |
| GA14812 | P207 | GA18355 | P166 | GA20712 | P30 | GA22554-360 | P194 |
| GA14812 | P211 | GA18357 | P167 | GA20712 | P176 | GA22554-375 | P174 |
| GA14813 | P203 | GA18482 | P104 | GA20712 | P178 | GA22555-525 | P171 |
| GA14813 | P207 | GA18485 | P118 | GA20723 | P203 | GA22555-525 | P172 |
| GA14814 | P203 | GA18486 | P191 | GA20723 | P207 | GA22555-525 | P173 |
| GA14814 | P207 | GA18536 | P30 | GA20731 | P211 | GA22555-525 | P174 |
| GA15081-27 | P186 | GA18610 | P118 | GA20732 | P211 | GA22556-115 | P174 |
| GA15151 | P120 | GA18611 | P118 | GA20733 | P211 | GA22556-134 | P173 |
| GA15226 | P92 | GA18630-25 | P186 | GA20901 | P4 | GA22556-134 | P174 |
| GA15226 | P94 | GA18720 | P196 | GA20901 | P16 | GA22556-235 | P171 |
| GA15422 | P98 | GA18720 | P200 | GA21047 | P95 | GA22556-260 | P174 |
| GA15450 | P11 | GA18720 | P203 | GA21048 | P92 | GA22556-340 | P171 |
| GA15451 | P11 | GA18720 | P207 | GA21048 | P94 | GA22556-375 | P171 |
| GA15469 | P190 | GA18814 | P34 | GA21048 | P95 | GA22556-375 | P172 |
| GA15470 | P190 | GA18822 | P204 | GA21064 | P148 | GA22556-420 | P173 |
| GA15471 | P190 | GA18822 | P212 | GA21064 | P149 | GA22556-82 | P172 |
| GA15473 | P34 | GA18860 | P207 | GA21064 | P150 | GA22556-91 | P171 |
| GA15485 | P16 | GA18861 | P115 | GA21064 | P151 | GA22556-97 | P171 |
| GA15485 | P36 | GA18861 | P124 | GA21066 | P148 | GA22898 | P196 |
| GA15784 | P85 | GA18861 | P133 | GA21066 | P149 | GA24281 | P188 |
| GA15784 | P87 | GA18869 | P118 | GA21066 | P150 | GA24284 | P188 |
| GA15784 | P123 | GA18870 | P118 | GA21066 | P151 | GA24285 | P188 |
| GA16308 | P148 | GA18884 | P114 | GA21067 | P148 | GA24364 | P34 |
| GA17033 | P66 | GA19112 | P18 | GA21107 | P114 | GA24568 | P85 |
| GA17034 | P66 | GA19114 | P18 | GA21143 | P188 | GA24568 | P90 |
| GA17118 | P210 | GA19115 | P18 | GA21209 | P114 | GA24569 | P90 |
| GA17119 | P210 | GA19160 | P210 | GA21406 | P52 | GA24575 | P102 |
| GA17265 | P84 | GA19161 | P210 | GA21456 | P203 | GA24676 | P18 |
| GA17454 | P32 | GA19162 | P210 | GA21456 | P208 | GA24709 | P98 |
| GA17580 | P10 | GA19163 | P210 | GA21510 | P54 | GA24725 | P78 |
| GA17580 | P207 | GA19164 | P210 | GA21598 | P100 | GA24736 | P115 |
| GA17623 | P104 | GA19165 | P210 | GA21599 | P83 | GA24752 | P18 |
| GA17660 | P52 | GA19166 | P210 | GA21614 | P203 | GA24771 | P85 |
| GA17768 | P114 | GA19388 | P74 | GA21614 | P208 | GA24775 | P98 |
| GA17773 | P20 | GA19870 | P16 | GA21614 | P210 | GA24777 | P142 |
| GA17774 | P20 | GA2007 | P7 | GA21628 | P94 | GA24780 | P142 |
| GA17775 | P32 | GA20103 | P28 | GA21628 | P98 | GA24808 | P100 |
| GA17994 | P104 | GA2014 | P26 | GA21628 | P100 | GA24834 | P137 |
| GA18050 | P30 | GA2014 | P28 | GA21676 | P14 | GA24849 | P148 |
| GA18057 | P114 | GA20252 | P152 | GA21677 | P14 | GA24852 | P150 |
| GA18098 | P28 | GA20256 | P114 | GA21687 | P182 | GA24861 | P100 |
| GA18099 | P28 | GA20584 | P212 | GA21845 | P196 | GA24861 | P123 |
| GA18100 | P28 | GA20622 | P18 | GA21845 | P200 | GA24861 | P136 |
| GA18101 | P28 | GA20697 | P146 | GA22522 | P30 | GA24862 | P136 |
| GA18102 | P28 | GA20697 | P165 | GA22522 | P176 | GA24865 | P136 |
| GA18181 | P203 | GA20710 | P16 | GA22522 | P178 | GA24869-130 | P171 |

Numerical Index

M0306-02

Model 4705

| Part No. | Page | Part No. | Page | Part No. | Page | Part No. | Page |
|-------------|------|------------|------|----------|------|------------|------|
| GA24869-130 | P172 | GA25330 | P84 | GA26301 | P84 | GA26701 | P80 |
| GA24869-130 | P174 | GA25388 | P62 | GA26302 | P84 | GA26709 | P176 |
| GA24869-182 | P173 | GA25389 | P152 | GA26306 | P190 | GA26711 | P176 |
| GA24869-235 | P171 | GA25390 | P152 | GA26307 | P190 | GA26711 | P178 |
| GA24869-235 | P172 | GA25392 | P152 | GA26326 | P92 | GA26766 | P109 |
| GA24869-28 | P171 | GA25399-36 | P174 | GA26327 | P94 | GA26778 | P52 |
| GA24869-28 | P172 | GA25399-36 | P188 | GA26339 | P176 | GA26779 | P52 |
| GA24869-28 | P173 | GA25403 | P152 | GA26346 | P172 | GA26833 | P170 |
| GA24869-28 | P174 | GA25404 | P152 | GA26346 | P176 | GA26835 | P176 |
| GA24869-285 | P173 | GA25427 | P53 | GA26346 | P178 | GA26841 | P109 |
| GA24869-400 | P174 | GA25437 | P188 | GA26346 | P191 | GA26876 | P115 |
| GA24877 | P18 | GA25441 | P52 | GA26347 | P74 | GA26876 | P120 |
| GA24878 | P18 | GA25626 | P178 | GA26359 | P78 | GA26888 | P196 |
| GA24909 | P85 | GA25653 | P106 | GA26360 | P81 | GA26888 | P200 |
| GA24913 | P98 | GA25711 | P16 | GA26361 | P78 | GA26909 | P114 |
| GA24922 | P92 | GA25712 | P176 | GA26362 | P78 | GA26909 | P120 |
| GA24922 | P94 | GA25712 | P178 | GA26363 | P78 | GA26920 | P11 |
| GA24922 | P95 | GA25857 | P109 | GA26364 | P78 | GA26924-01 | P220 |
| GA24970 | P98 | GA25857 | P128 | GA26365 | P81 | GA26924-02 | P220 |
| GA24979 | P102 | GA25949 | P16 | GA26366 | P78 | GA26924-03 | P220 |
| GA24999 | P92 | GA25949 | P36 | GA26369 | P199 | GA26924-04 | P220 |
| GA24999 | P94 | GA25949 | P182 | GA26374 | P188 | GA26924-07 | P220 |
| GA24999 | P123 | GA25950 | P182 | GA26376 | P92 | GA26924-08 | P220 |
| GA24999 | P146 | GA25964 | P182 | GA26376 | P94 | GA26924-11 | P220 |
| GA25001 | P146 | GA25967 | P98 | GA26376 | P123 | GA26926 | P185 |
| GA25003 | P146 | GA25976 | P170 | GA26376 | P140 | GA26958 | P22 |
| GA25004 | P146 | GA25982 | P152 | GA26378 | P140 | GA26960 | P6 |
| GA25023 | P185 | GA25993 | P185 | GA26382 | P140 | GA26975 | P84 |
| GA25029 | P16 | GA26005 | P152 | GA26393 | P52 | GA26980 | P37 |
| GA25029 | P176 | GA26007 | P176 | GA26400 | P199 | GA26980 | P178 |
| GA25031 | P176 | GA26007 | P178 | GA26432 | P83 | GA26981 | P178 |
| GA25031 | P178 | GA26024 | P85 | GA26506 | P52 | GA26982 | P178 |
| GA25055 | P92 | GA26104 | P72 | GA26507 | P52 | GA26989 | P18 |
| GA25055 | P94 | GA26173 | P171 | GA26539 | P4 | GA26995 | P197 |
| GA25182 | P7 | GA26173 | P172 | GA26539 | P16 | GA26999 | P50 |
| GA25203 | P16 | GA26173 | P173 | GA26555 | P106 | GA27001 | P37 |
| GA25203 | P176 | GA26173 | P174 | GA26556 | P106 | GA27001 | P42 |
| GA25204 | P176 | GA26180 | P86 | GA26585 | P200 | GA27002 | P44 |
| GA25204 | P178 | GA26181 | P86 | GA26585 | P204 | GA27003 | P42 |
| GA25207 | P176 | GA26200 | P92 | GA26586 | P200 | GA27004 | P42 |
| GA25207 | P178 | GA26200 | P94 | GA26586 | P204 | GA27005 | P42 |
| GA25222 | P140 | GA26201 | P92 | GA2660 | P196 | GA27006 | P42 |
| GA25225 | P140 | GA26201 | P94 | GA2660 | P200 | GA27007 | P48 |
| GA25254 | P162 | GA26202 | P86 | GA26650 | P64 | GA27008 | P36 |
| GA25256 | P148 | GA26222 | P86 | GA26681 | P185 | GA27013 | P46 |
| GA25259 | P108 | GA26222 | P123 | GA26683 | P185 | GA27014 | P46 |
| GA25260 | P108 | GA26222 | P137 | GA26684 | P185 | GA27015 | P46 |
| GA25261 | P108 | GA26223 | P137 | GA26685 | P185 | GA27017 | P48 |
| GA25261 | P144 | GA26258 | P86 | GA26686 | P185 | GA27023 | P44 |
| GA25286 | P153 | GA26259 | P86 | GA26687 | P185 | GA27028 | P197 |
| GA25303 | P98 | GA26261 | P86 | GA26688 | P185 | GA27028 | P200 |
| GA25311 | P106 | GA26261 | P87 | GA26700 | P80 | GA27033 | P104 |

| Part No. | Page | Part No. | Page | Part No. | Page | Part No. | Page |
|--------------|------|----------|------|------------|------|------------|------|
| GA27038 | P26 | GA9205 | P138 | GB0969 | P80 | GD10057-14 | P220 |
| GA27043 | P85 | GB0165 | P115 | GB1147 | P17 | GD10057-15 | P220 |
| GA27043 | P123 | GB0186 | P6 | GB1195 | P72 | GD10057-17 | P220 |
| GA27043 | P142 | GB0218 | P10 | GB1196 | P72 | GD10057-18 | P220 |
| GA27084 | P42 | GB0218 | P28 | GB1197 | P72 | GD10057-19 | P220 |
| GA27099-10.5 | P109 | GB0218 | P108 | GB1198 | P72 | GD10057-20 | P130 |
| GA27099-14 | P109 | GB0230 | P100 | GB1200 | P72 | GD10057-20 | P132 |
| GA27099-16 | P109 | GB0234 | P100 | GB1203 | P72 | GD10186 | P114 |
| GA27099-28 | P109 | GB0239 | P22 | GB1204 | P72 | GD10283 | P120 |
| GA27099-8.5 | P109 | GB0254 | P22 | GB1206 | P66 | GD10519 | P26 |
| GA27108 | P92 | GB0265 | P4 | GB1216 | P52 | GD10519 | P28 |
| GA27108 | P94 | GB0266 | P4 | GB1218 | P7 | GD1085 | P22 |
| GA27122 | P6 | GB0267 | P4 | GB1223 | P6 | GD10993 | P4 |
| GA27133 | P42 | GB0276 | P14 | GB1224 | P6 | GD11001 | P14 |
| GA27134 | P42 | GB0282 | P22 | GB1224 | P6 | GD1109 | P22 |
| GA27146 | P176 | GB0285 | P4 | GB1226 | P20 | GD11115 | P115 |
| GA27146 | P178 | GB0320 | P90 | GB1231 | P18 | GD11123 | P196 |
| GA27148 | P92 | GB0383 | P26 | GB1237 | P18 | GD11123 | P200 |
| GA27148 | P94 | GB0387 | P26 | GB1240 | P50 | GD11132 | P56 |
| GA27149 | P92 | GB0387 | P28 | GB1242 | P50 | GD11132 | P170 |
| GA27149 | P94 | GB0397 | P10 | GB1246 | P50 | GD1114 | P52 |
| GA27151 | P176 | GB0425 | P68 | GB1247 | P50 | GD1114 | P109 |
| GA27151 | P178 | GB0425 | P70 | GB1250 | P42 | GD11301 | P22 |
| GA27156 | P72 | GB0429 | P68 | GB1251 | P42 | GD11306 | P11 |
| GA27157 | P72 | GB0429 | P70 | GB1254 | P42 | GD1132 | P26 |
| GA27161 | P72 | GB0430 | P68 | GB1255 | P42 | GD1132 | P28 |
| GA27164 | P72 | GB0430 | P70 | GB1256 | P42 | GD11348 | P30 |
| GA3413 | P150 | GB0444 | P72 | GB1257 | P42 | GD11424 | P32 |
| GA4082 | P197 | GB0464 | P26 | GB1272 | P36 | GD11580 | P133 |
| GA4082 | P200 | GB0554 | P120 | GB1275 | P46 | GD1166 | P92 |
| GA4722 | P95 | GB0577 | P34 | GB1276 | P46 | GD1166 | P94 |
| GA4723 | P95 | GB0579 | P34 | GB1281 | P48 | GD11677 | P23 |
| GA5654 | P26 | GB0673 | P66 | GB1282 | P48 | GD11700 | P152 |
| GA5654 | P28 | GB0675 | P66 | GB1288 | P48 | GD12103 | P143 |
| GA5853 | P120 | GB0676 | P18 | GB1289 | P37 | GD12103 | P146 |
| GA6171 | P14 | GB0695 | P20 | GB1289 | P48 | GD12104 | P140 |
| GA6171 | P14 | GB0696 | P20 | GB1291 | P37 | GD12121 | P137 |
| GA6171 | P22 | GB0697 | P17 | GB1291 | P48 | GD12121 | P142 |
| GA6171 | P22 | GB0722 | P4 | GB1306 | P46 | GD12548 | P133 |
| GA6434 | P22 | GB0766 | P104 | GB1307 | P46 | GD12561 | P20 |
| GA6597 | P22 | GB0780 | P17 | GD0453-07 | P114 | GD13170 | P138 |
| GA7270 | P30 | GB0815 | P17 | GD0704 | P114 | GD13171 | P138 |
| GA7434 | P102 | GB0818 | P18 | GD0746 | P120 | GD13172 | P138 |
| GA8312 | P86 | GB0823 | P17 | GD0829 | P78 | GD13173 | P138 |
| GA8603 | P23 | GB0905 | P66 | GD0840 | P115 | GD13348 | P16 |
| GA8641 | P23 | GB0907 | P18 | GD0840 | P120 | GD13348 | P204 |
| GA8641 | P23 | GB0917 | P16 | GD10057-01 | P220 | GD13400 | P138 |
| GA8760 | P26 | GB0917 | P18 | GD10057-02 | P220 | GD1359 | P90 |
| GA8760 | P28 | GB0918 | P4 | GD10057-03 | P220 | GD1360 | P90 |
| GA8882 | P136 | GB0920 | P18 | GD10057-04 | P220 | GD13740 | P90 |
| GA9205 | P98 | GB0921 | P18 | GD10057-11 | P220 | GD14065 | P22 |
| GA9205 | P123 | GB0958 | P18 | GD10057-12 | P220 | GD14217 | P6 |

Numerical Index

M0306-02

Model 4705

| Part No. | Page | Part No. | Page | Part No. | Page | Part No. | Page |
|------------|------|------------|------|-----------|------|---------------|------|
| GD14559 | P6 | GD22200 | P106 | GD26310 | P76 | GD28630 | P115 |
| GD1512MPP | P218 | GD22200 | P184 | GD26314 | P167 | GD28631 | P18 |
| GD15489 | P114 | GD22503 | P210 | GD26472 | P196 | GD29030-11 | P92 |
| GD15605 | P196 | GD22695 | P34 | GD26472 | P200 | GD29030-11 | P94 |
| GD15605 | P200 | GD22696 | P34 | GD26472 | P203 | GD29104-06 | P92 |
| GD15804 | P52 | GD23382 | P137 | GD26509 | P64 | GD29104-06 | P94 |
| GD15849-02 | P52 | GD23382 | P142 | GD26572 | P30 | GD29104-07 | P92 |
| GD16598 | P52 | GD23450 | P137 | GD26593 | P18 | GD29104-07 | P94 |
| GD16598 | P92 | GD23450 | P142 | GD26803 | P30 | GD29104-12 | P84 |
| GD16598 | P94 | GD23802 | P32 | GD26804 | P30 | GD29104-14 | P98 |
| GD16598 | P106 | GD23803 | P32 | GD26816 | P196 | GD29318 | P148 |
| GD16598 | P109 | GD24386 | P66 | GD26816 | P200 | GD29318 | P150 |
| GD16598 | P112 | GD24693 | P66 | GD26944 | P207 | GD29318 | P152 |
| GD17143 | P106 | GD24695 | P66 | GD26944 | P211 | GD29318 | P156 |
| GD17144 | P106 | GD24754 | P66 | GD26954 | P115 | GD29318 | P157 |
| GD18010 | P106 | GD24879-01 | P66 | GD26955 | P115 | GD29319 | P150 |
| GD1862 | P196 | GD25007 | P185 | GD26966 | P133 | GD29319 | P152 |
| GD1862 | P200 | GD25071 | P4 | GD26970 | P4 | GD29321 | P148 |
| GD18796 | P10 | GD25072 | P4 | GD26971 | P4 | GD29321 | P151 |
| GD19080 | P10 | GD25072 | P11 | GD26973 | P26 | GD29321 | P156 |
| GD19212 | P112 | GD25235 | P185 | GD26974 | P10 | GD29321 | P157 |
| GD19212 | P114 | GD25309 | P10 | GD26989 | P191 | GD29321 | P163 |
| GD19292 | P23 | GD25379 | P7 | GD26989 | P194 | GD29324 | P156 |
| GD19383-01 | P56 | GD25380 | P7 | GD26996 | P196 | GD29324 | P157 |
| GD19508 | P68 | GD25383 | P7 | GD26996 | P200 | GD29425 | P18 |
| GD19508 | P70 | GD25384 | P7 | GD27019 | P185 | GD2947 | P30 |
| GD19509 | P68 | GD25499 | P185 | GD27021 | P34 | GD29491 | P34 |
| GD19509 | P70 | GD25499 | P196 | GD27066 | P133 | GD29492 | P34 |
| GD19658-02 | P52 | GD25499 | P200 | GD27067 | P133 | GD29493 | P30 |
| GD19658-03 | P52 | GD25519 | P23 | GD27068 | P133 | GD29502-192 | P196 |
| GD19659-01 | P64 | GD2557 | P94 | GD27190 | P78 | GD29502-34.25 | P196 |
| GD19864 | P72 | GD2558 | P98 | GD27190 | P81 | GD29502-36.75 | P200 |
| GD20035 | P60 | GD25644 | P54 | GD27190 | P191 | GD29502-40 | P197 |
| GD20036 | P60 | GD25644 | P62 | GD27190 | P194 | GD29625 | P203 |
| GD20037 | P66 | GD25664 | P207 | GD27204 | P216 | GD29625 | P207 |
| GD20194 | P64 | GD25665 | P207 | GD2721 | P114 | GD29657 | P18 |
| GD20196 | P64 | GD25860 | P114 | GD27232 | P138 | GD29709 | P203 |
| GD20282 | P74 | GD25862 | P114 | GD27234 | P143 | GD29709 | P207 |
| GD20282 | P76 | GD25959 | P118 | GD27234 | P146 | GD2971-09 | P98 |
| GD20923 | P60 | GD25965 | P118 | GD27235 | P140 | GD2971-26 | P53 |
| GD20928 | P54 | GD25969 | P114 | GD27238 | P136 | GD2971-30 | P16 |
| GD20928 | P62 | GD2597 | P115 | GD27238 | P137 | GD2971-30 | P36 |
| GD21080 | P72 | GD2597 | P120 | GD27238 | P142 | GD29813 | P204 |
| GD21158 | P210 | GD26110 | P10 | GD27290 | P210 | GD29813 | P208 |
| GD2117 | P218 | GD26204 | P118 | GD2745-28 | P133 | GD2984 | P218 |
| GD21300 | P54 | GD26262 | P28 | GD27607 | P60 | GD2984 | P218 |
| GD21300 | P62 | GD26274 | P203 | GD28354 | P184 | GD30262 | P54 |
| GD21337 | P6 | GD26274 | P207 | GD28363 | P184 | GD30262 | P62 |
| GD21540 | P115 | GD26293 | P37 | GD28390 | P4 | GD30262 | P185 |
| GD21540 | P120 | GD26304 | P203 | GD28420 | P28 | GD30273 | P136 |
| GD21686 | P92 | GD26304 | P207 | GD28420 | P108 | GD30274 | P136 |
| GD21686 | P94 | GD26310 | P74 | GD28515 | P34 | GD30294 | P148 |

| Part No. | Page | Part No. | Page | Part No. | Page | Part No. | Page |
|------------|------|---------------|------|------------|------|------------|------|
| GD30683 | P100 | GD34751 | P136 | GD35609 | P36 | GD36666 | P109 |
| GD30684 | P100 | GD34774 | P18 | GD35629 | P16 | GD36667 | P58 |
| GD30685 | P100 | GD34810-02 | P86 | GD35836 | P16 | GD36667 | P109 |
| GD30686 | P100 | GD34811-01 | P86 | GD35837 | P182 | GD36680 | P184 |
| GD30725 | P11 | GD34812 | P95 | GD35839 | P90 | GD36681 | P184 |
| GD30725 | P26 | GD34813-01 | P86 | GD35844 | P66 | GD36682 | P184 |
| GD30725 | P28 | GD34822 | P190 | GD35857 | P66 | GD36709 | P14 |
| GD30726 | P16 | GD34825 | P190 | GD35866 | P182 | GD36713 | P14 |
| GD30726 | P172 | GD34905 | P86 | GD35868 | P182 | GD36713 | P14 |
| GD30726 | P194 | GD34906 | P86 | GD35872 | P182 | GD36716 | P118 |
| GD30882 | P54 | GD34908 | P92 | GD35873 | P182 | GD36723 | P188 |
| GD30882 | P62 | GD34908 | P94 | GD35880-04 | P7 | GD36724 | P188 |
| GD31353MPP | P22 | GD34920 | P94 | GD35885 | P96 | GD36742 | P197 |
| GD31424 | P52 | GD34924 | P78 | GD35885 | P170 | GD36820 | P185 |
| GD31611 | P143 | GD34924 | P196 | GD35904-01 | P130 | GD36821 | P184 |
| GD31611 | P146 | GD34924 | P200 | GD35904-01 | P132 | GD36822 | P184 |
| GD32048 | P143 | GD34951 | P146 | GD35908 | P109 | GD36836 | P109 |
| GD32048 | P146 | GD35127 | P101 | GD35921 | P180 | GD36856 | P11 |
| GD32061 | P180 | GD35210 | P164 | GD36102 | P84 | GD36860 | P11 |
| GD3248 | P115 | GD35214 | P150 | GD3612 | P4 | GD36938 | P42 |
| GD33361 | P164 | GD35251 | P162 | GD36193 | P137 | GD36951 | P36 |
| GD33361 | P165 | GD35271 | P153 | GD3623 | P196 | GD36952-02 | P36 |
| GD33756 | P188 | GD35274-01 | P66 | GD3623 | P200 | GD36954 | P46 |
| GD33757 | P188 | GD35294 | P54 | GD36238 | P80 | GD36958 | P44 |
| GD33758 | P188 | GD35294 | P62 | GD36238 | P84 | GD36959 | P48 |
| GD33759 | P188 | GD35314 | P152 | GD36239 | P84 | GD36961 | P37 |
| GD33817 | P98 | GD35339 | P101 | GD36241 | P80 | GD36974 | P6 |
| GD34081 | P100 | GD35340 | P101 | GD36242 | P84 | GD36977 | P6 |
| GD34103 | P54 | GD35381 | P58 | GD36384 | P203 | GD36990 | P11 |
| GD34545 | P78 | GD35413-11.25 | P92 | GD36384 | P207 | GD37001 | P60 |
| GD34545 | P81 | GD35413-11.25 | P94 | GD36385 | P204 | GD37051 | P72 |
| GD34624 | P149 | GD35413-19.75 | P196 | GD36385 | P207 | GD3951 | P196 |
| GD34630 | P137 | GD35413-19.75 | P200 | GD36391 | P170 | GD3951 | P200 |
| GD34630 | P142 | GD35414-13 | P92 | GD36392 | P170 | GD4743 | P81 |
| GD34633 | P165 | GD35414-13 | P94 | GD36393 | P58 | GD4743 | P200 |
| GD34638 | P142 | GD35415-13.5 | P92 | GD36393 | P140 | GD4743 | P204 |
| GD34646 | P140 | GD35415-13.5 | P94 | GD36426 | P109 | GD4887-01 | P115 |
| GD34653 | P140 | GD35416 | P56 | GD36427 | P80 | GD4887-27 | P66 |
| GD34685 | P100 | GD35423 | P191 | GD36441 | P210 | GD4887-30 | P115 |
| GD34707 | P151 | GD35434 | P53 | GD36443 | P210 | GD5857 | P28 |
| GD34708 | P148 | GD35435 | P53 | GD36443 | P210 | GD5900-37 | P115 |
| GD34709 | P98 | GD35437 | P52 | GD36444 | P210 | GD6291 | P32 |
| GD34710 | P98 | GD35438-23.75 | P52 | GD36445 | P210 | GD6291 | P203 |
| GD34711 | P98 | GD35447 | P54 | GD36494 | P109 | GD6291 | P207 |
| GD34712 | P98 | GD35449 | P16 | GD36498 | P170 | GD7079 | P95 |
| GD34713-01 | P98 | GD35449 | P36 | GD36503 | P170 | GD7089 | P95 |
| GD34713-02 | P98 | GD35449 | P56 | GD36504 | P86 | GD7137 | P98 |
| GD34713-03 | P98 | GD35449 | P180 | GD36531 | P155 | GD7145 | P170 |
| GD34713-04 | P98 | GD35459 | P109 | GD36577 | P142 | GD7145 | P190 |
| GD34713-05 | P98 | GD35465 | P188 | GD36578 | P142 | GD7571 | P95 |
| GD34727 | P148 | GD35470 | P154 | GD36590 | P56 | GD7803 | P23 |
| GD34750 | P136 | GD35609 | P16 | GD36666 | P58 | GD7804 | P23 |

| Part No. | Page | Part No. | Page | Part No. | Page | Part No. | Page |
|-----------|------|-----------|------|-----------|------|----------|------|
| GD7864 | P95 | GR1045 | P87 | GR2109 | P62 | | |
| GD7904-09 | P115 | GR1045 | P143 | GR2126 | P184 | | |
| GD8218 | P115 | GR1045 | P148 | GR2127MPP | P220 | | |
| GD8306 | P64 | GR1045 | P148 | GR2127MPP | P221 | | |
| GD8460 | P22 | GR1045 | P149 | GR2144 | P197 | | |
| GD8893-07 | P101 | GR1045 | P150 | GR2144 | P200 | | |
| GD9120 | P22 | GR1045 | P151 | GR2191 | P166 | | |
| GD9254 | P23 | GR1045 | P155 | GR2231 | P136 | | |
| GD9464-03 | P100 | GR1045 | P156 | GR2235 | P166 | | |
| GD9720 | P28 | GR1045 | P157 | GR2240MPP | P221 | | |
| GD9724 | P26 | GR1045 | P159 | GR2241MPP | P221 | | |
| GD9724 | P28 | GR1045 | P162 | GR2250 | P143 | | |
| GM0306-01 | P221 | GR1045 | P164 | GR2282 | P144 | | |
| GM0306-02 | P221 | GR1045 | P185 | GR2312 | P162 | | |
| GPR1094 | P221 | GR1292 | P34 | GR2334 | P221 | | |
| GR0150 | P115 | GR1322 | P148 | GR2337 | P140 | | |
| GR0150 | P120 | GR1465 | P149 | GR2340 | P142 | | |
| GR0151 | P115 | GR1465 | P150 | GR2341 | P146 | | |
| GR0151 | P120 | GR1465 | P154 | GR2362 | P144 | | |
| GR0191 | P90 | GR1465 | P154 | GR2363 | P144 | | |
| GR0192 | P90 | GR1465 | P155 | GR2369 | P137 | | |
| GR0528 | P95 | GR1465 | P164 | GR2374 | P211 | | |
| GR0528 | P102 | GR1465 | P165 | GR2382 | P184 | | |
| GR0763 | P167 | GR1466 | P62 | | | | |
| GR0764 | P167 | GR1466 | P148 | | | | |
| GR1037 | P57 | GR1466 | P152 | | | | |
| GR1037 | P58 | GR1466 | P185 | | | | |
| GR1037 | P100 | GR1517 | P136 | | | | |
| GR1037 | P112 | GR1532 | P133 | | | | |
| GR1037 | P133 | GR1570MPP | P221 | | | | |
| GR1037 | P136 | GR1598 | P138 | | | | |
| GR1037 | P136 | GR1681 | P90 | | | | |
| GR1037 | P137 | GR1709 | P197 | | | | |
| GR1037 | P140 | GR1709 | P200 | | | | |
| GR1037 | P142 | GR1739 | P197 | | | | |
| GR1037 | P148 | GR1739 | P200 | | | | |
| GR1037 | P149 | GR1750 | P167 | | | | |
| GR1037 | P151 | GR1777 | P52 | | | | |
| GR1037 | P152 | GR1786 | P162 | | | | |
| GR1037 | P156 | GR1842MPP | P221 | | | | |
| GR1037 | P157 | GR1912 | P95 | | | | |
| GR1037 | P162 | GR1912 | P102 | | | | |
| GR1037 | P163 | GR1921 | P106 | | | | |
| GR1037 | P164 | GR1961 | P62 | | | | |
| GR1037 | P165 | GR1967 | P62 | | | | |
| GR1037 | P166 | GR1968 | P62 | | | | |
| GR1037 | P167 | GR1969 | P62 | | | | |
| GR1037 | P168 | GR1970 | P62 | | | | |
| GR1045 | P54 | GR1971 | P62 | | | | |
| GR1045 | P57 | GR1978 | P62 | | | | |
| GR1045 | P62 | GR1979 | P62 | | | | |
| GR1045 | P86 | GR2083 | P85 | | | | |

This page left blank intentionally.