



**ROW UNIT**

Pull Row Unit Assembly . . . . . P1  
 Shank Assembly, Seed Tube, and Depth Adjustment . . . . P3  
 Parallel Arms, Mounting Support Plate, and Quick Adjustable Down Forces Springs Option. . . . . P5  
 Hopper Support and Position Switch . . . . . P7  
 Pneumatic Down Pressure Row Unit Assembly . . . . . P9  
 15" Seed Opener Disc Blade/Bearing Assembly, and Scrapers . . . . . P11  
 Blue Drive Row Unit. . . . . P13  
 Gauge Wheels . . . . . P15  
 Vacuum Seed Meter . . . . . P17  
 Bulk Fill Mini-Hopper . . . . . P20  
 "V" Closing Wheels . . . . . P21  
 Row Unit Mounted No Till Coulter . . . . . P23  
 Coulter Mounted Residue Wheels . . . . . P25  
 Row Unit Mounted Double Residue Wheels . . . . . P27  
 Granular Chemical Rear Banding Options (Electric Drive). . . . . P29  
 Granular Chemical Hopper . . . . . P31  
 Granular Chemical Meter Assembly (Electric Drive) . . . . P33

**VACUUM SYSTEM**

Vacuum Fan and Manifold . . . . . P35  
 Vacuum Fan Assembly . . . . . P37  
 Hydraulic PTO Pump System . . . . . P39  
 PTO Pump Assembly. . . . . P41

**BULK FILL SYSTEM**

Bulk Fill System . . . . . P43  
 Bulk Fill Fan Assembly. . . . . P45  
 Bulk Fill Tank and Entrainers . . . . . P47  
 Bulk Fill Tank Assembly . . . . . P49  
 Bulk Fill Distribution Hoses . . . . . P51  
 Entrainer Assembly . . . . . P53  
 Bulk Fill Scale Package . . . . . P55  
 Bulk Fill Catwalk. . . . . P57  
 Bulk Fill Hose Holders . . . . . P59  
 Bulk Fill Catwalk Extension W/Granular Chemical. . . . . P61

**BASE MACHINE**

Hitch. . . . . P63  
 Base Machine . . . . . P64  
 H-Frame, Hitch, and Axle. . . . . P65  
 Transport Axle W/Hubs . . . . . P67  
 R.H. Wing. . . . . P69  
 L.H. Wing . . . . . P71

Hub and Spindle Assembly . . . . . P73  
 Jump Start Assembly. . . . . P74  
 Hitch Assembly . . . . . P75  
 Drawbar Hitch W/Out Clevis . . . . . P77  
 Safety Chain . . . . . P79  
 Transport Tires. . . . . P80  
 12V Electric Compressor. . . . . P81  
 Electric Compressor . . . . . P83  
 Hydraulic Down Force (True Depth). . . . . P85  
 Row Markers . . . . . P89  
 Row Marker Assembly, 36 Row . . . . . P91  
 Second Stage Marker, 24 Row . . . . . P95  
 Row Marker Spindle/Hub/Blade. . . . . P97

**HYDRAULICS**

Hydraulic Schematic . . . . . P99  
 Row Markers, Hydraulic Schematic. . . . . P102  
 Vacuum and PTO Hydraulic Schematic. . . . . P103  
 Power Pack Hydraulic Schematic . . . . . P105  
 Hydraulic Down Force Hose Routing. . . . . P107  
 Row Marker Cylinder . . . . . P109  
 Drawbar Hitch Cylinder . . . . . P111  
 Drawbar Hitch Cylinder . . . . . P112  
 Fold Cylinder . . . . . P113  
 Tongue Lock Cylinder . . . . . P114  
 Wing Cylinder . . . . . P115  
 Master Cylinder (Center) . . . . . P117  
 Wing Down Pressure Cylinder. . . . . P119  
 Hydraulic Down Force Cylinder . . . . . P120  
 Wing Latch Cylinder. . . . . P122  
 Lift/Down Force Manifold Block . . . . . P123  
 Hydraulic Valve Block on Front Hitch . . . . . P125  
 Hydraulic Valve Block on Outer Wings. . . . . P126  
 Fold/Marker Manifold Block . . . . . P127  
 Down Force Manifold Block Assembly. . . . . P128  
 Row Unit Control Block, Pull Row Units. . . . . P129  
 Hydraulic Down Force Wing Junction Block. . . . . P130  
 Hydraulic Down Force Center Junction Block . . . . . P131  
 PWM High Flow Hydraulic Motor. . . . . P132  
 PWM High Flow Control Block. . . . . P133  
 Bulk Fill Fan Valve Block . . . . . P135  
 Vacuum PTO Pump . . . . . P137  
 Hydraulic Valve Block on Vacuum Fan Reservoir. . . . . P139  
 Bulk Fill Fan Hydraulic Valve Block . . . . . P141  
 Power Pack Hydraulic Motor Valve Block. . . . . P143  
 Wing Cylinder Manifold Block . . . . . P144  
 Master Cylinder Manifold Block . . . . . P145  
 Hydraulic Fertilizer Pump. . . . . P147  
 Hydraulic Fertilizer Block . . . . . P149

**ELECTRICAL**

Hydraulic Down Force Control Components . . . . . P151  
Miscellaneous Electrical Components . . . . . P153  
Blue Drive Ethernet Schematic . . . . . P155  
Blue Drive Interconnect Schematic . . . . . P157  
Control Box . . . . . P161  
Power Pack Assembly . . . . . P163  
Blue Vantage Display . . . . . P167  
Safety/Warning Lights . . . . . P169  
Auxiliary Work Lights . . . . . P171  
GPS Receiver Package . . . . . P172

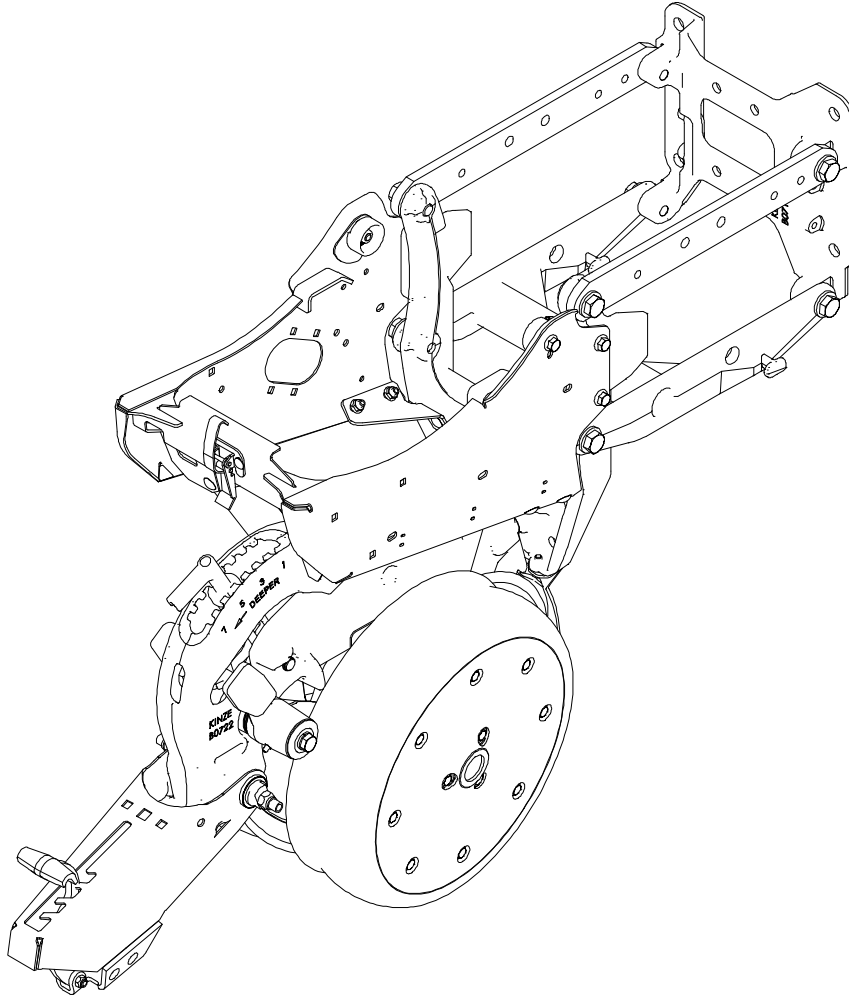
**FERTILIZER**

Centrifugal W/Manifold . . . . . P176  
Fertilizer Flow Switch Package . . . . . P183  
Fertilizer Manifold Assemblies . . . . . P180  
Fertilizer Shut Off . . . . . P181  
Liquid Fertilizer System . . . . . P173  
Liquid Fertilizer Tube In Furrow . . . . . P182

**MISCELLANEOUS . . . . . P185**

**NUMERICAL INDEX . . . . . P195**

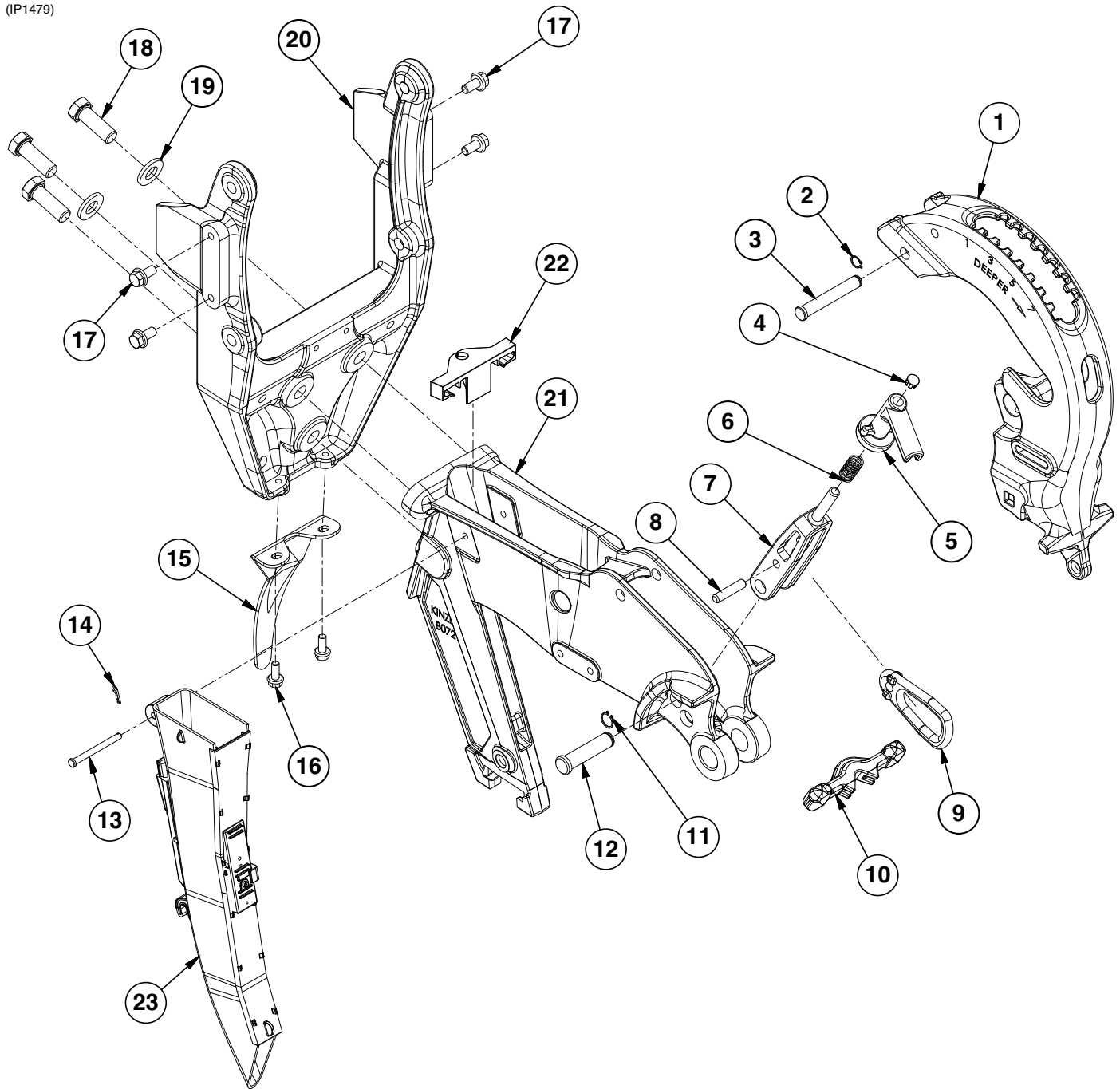
**NOTE:** Row unit assembly does not include the following: seed meter assembly, seed tube assembly, row unit hopper assembly, closing wheels, or seed meter clutch.



ITEM	PART NO.	QTY. (Per Row)	DESCRIPTION
1	G10267X	1	Pull Row Unit Assembly

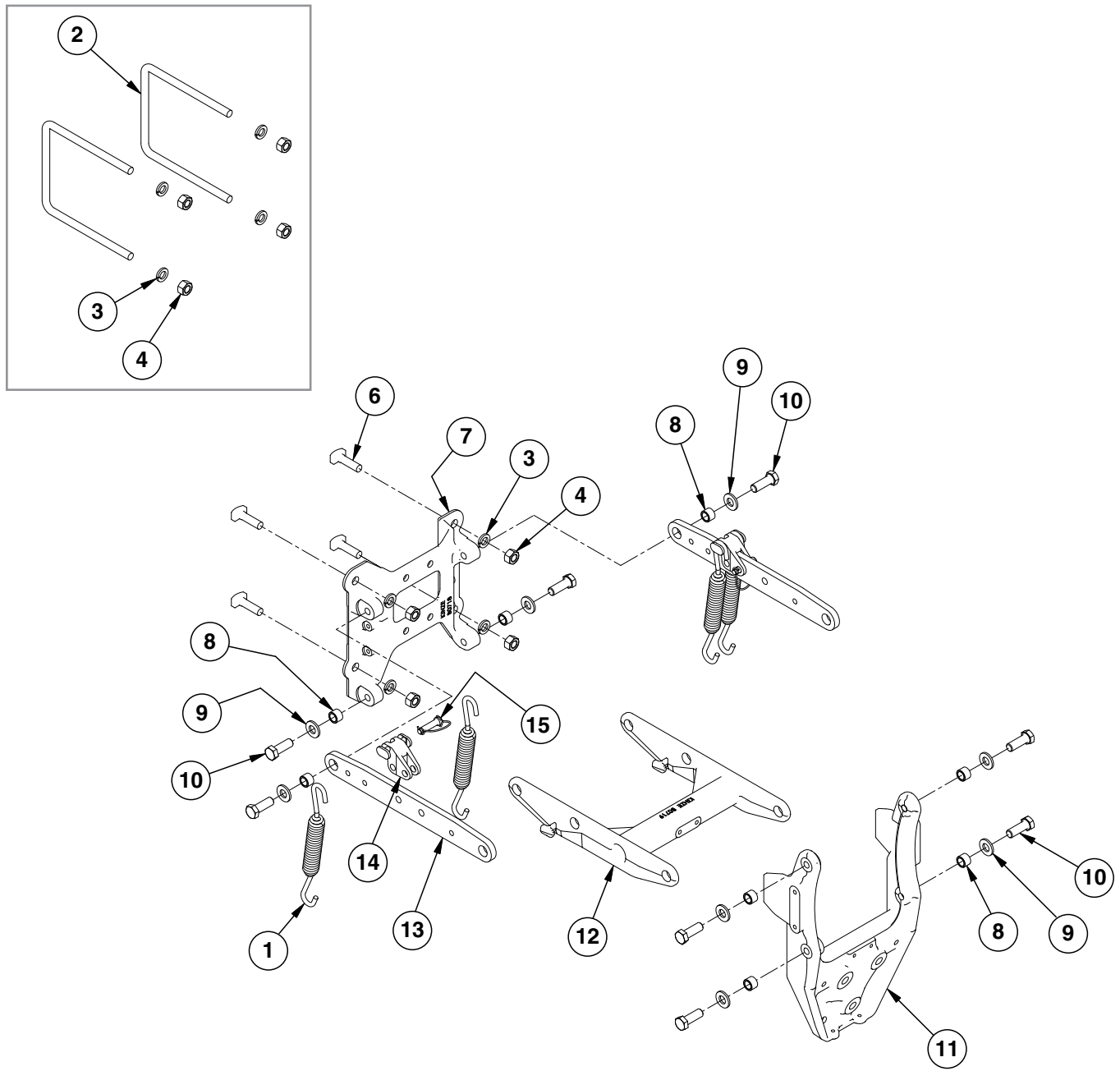
**This page left blank intentionally.**

(IP1479)



ITEM	PART NO.	QTY. (Per Row)	DESCRIPTION
1	GD25073	1	Rear Shank
2	G11428	2	Retaining Ring, 1/2"
3	GD26971	1	Pin, 1/2" x 3/4"
4	GD3612	1	Cap Plug
5	GB0266	1	Handle, Depth Adjustment
6	GD10993	1	Spring
7	GB0267	1	Lever, Depth Adjustment
8	GD13361	1	Pin, 3/8" x 1 2/3"
9	GB0285	1	Collar, Depth Adjustment
10	GB0265	1	Pivot Link, Depth Adjustment
11	G10567	1	External Retaining Ring, 5/8"
12	GD26970	1	Pin, 5/8" x 2 1/2"
13	G11465	1	Pin, 1/4" x 2 3/4"
14	G10669	1	Hair Pin Clip, No. 22
15	GD28390	1	Shield
16	G11539	2	Hex Socket Flange Cap Screw, 5/16"-18 x 3/4"
17	G11123	10	Hex Serrated Flange Cap Screw, 3/8"-16 x 3/4"
18	G10005	3	Hex Head Cap Screw, 5/8"-11 x 1 3/4"
19	G11391	11	Flat Washer, 5/8" SAE
20	GD25071	1	Shank Yoke
21	GD25072	1	Center Shank
22	GB0918	1	Cable Retainer
23	GA26539	1	Seed Tube W/Sensor
	GA20901	-	Seed Tube Only (Included W/GA26539)

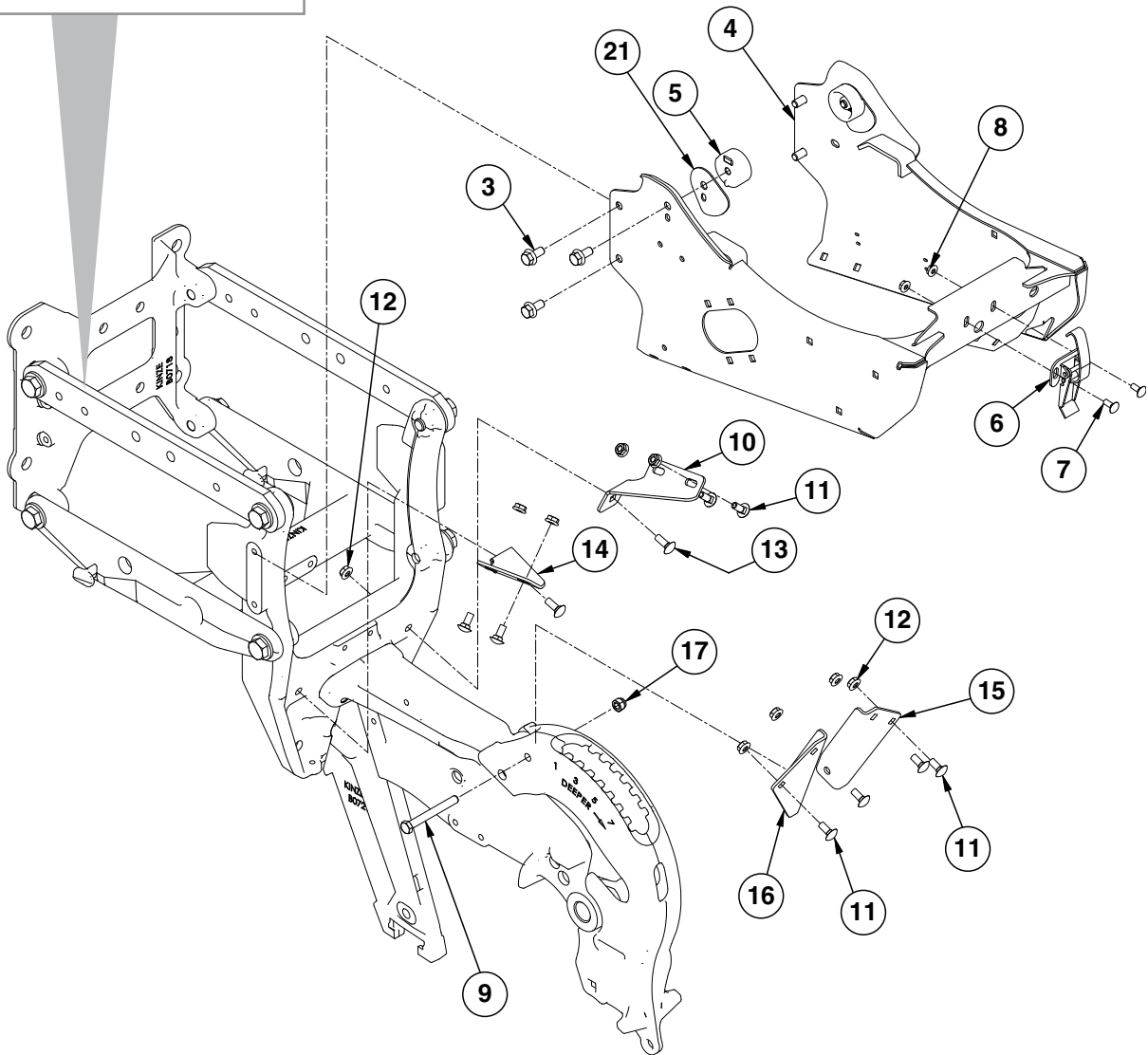
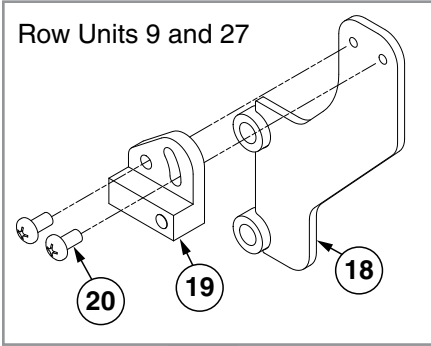
(IP1477)





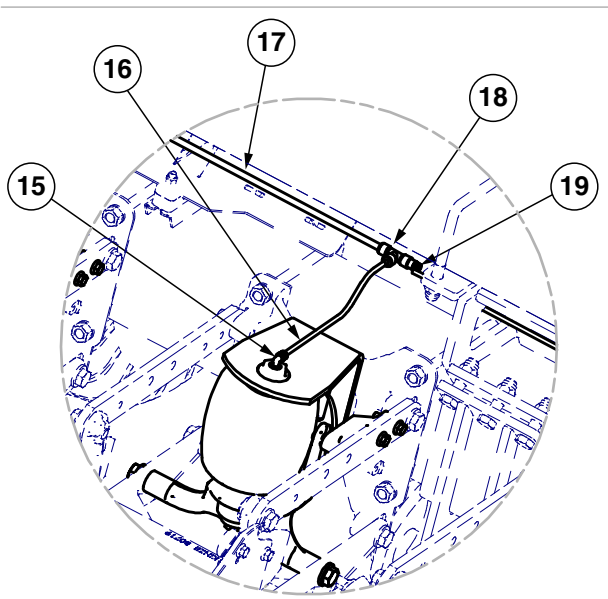
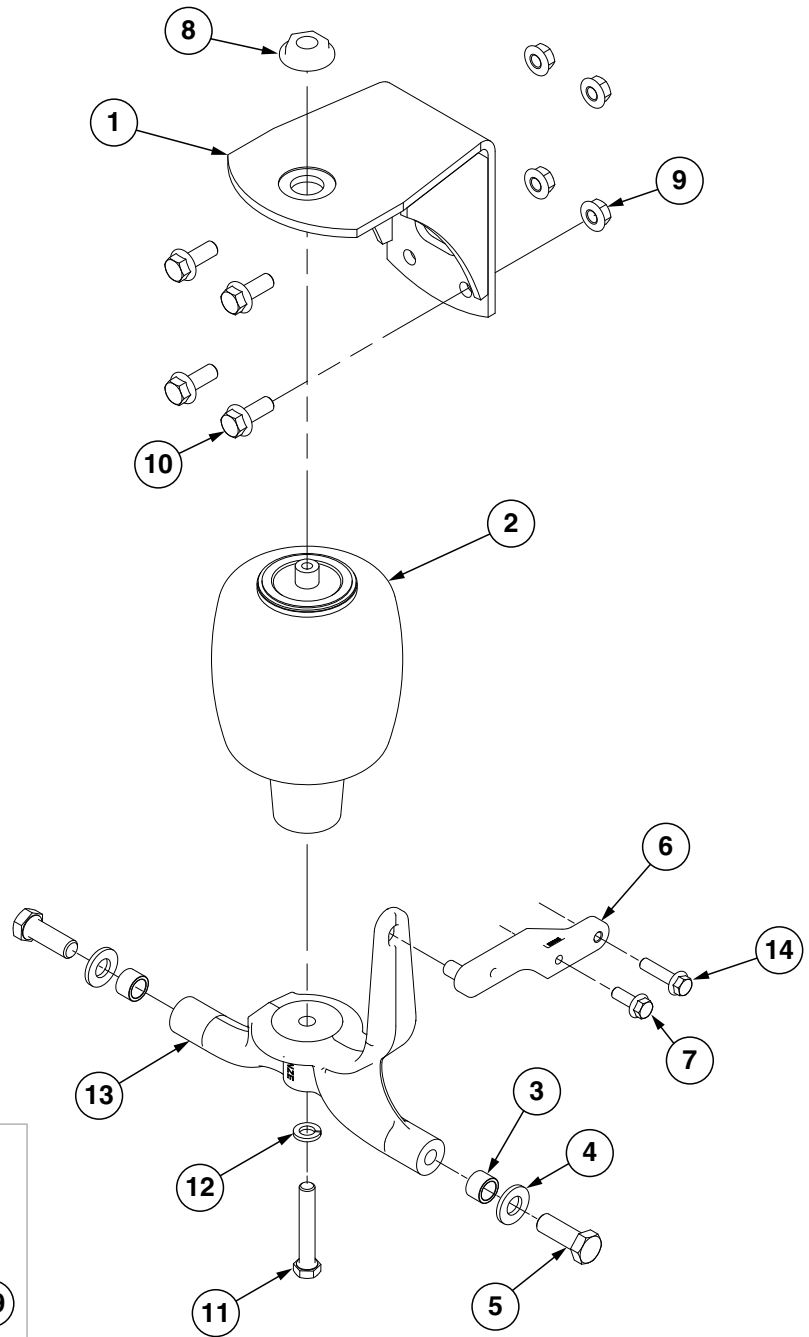
ITEM	PART NO.	QTY. (Per Row)	DESCRIPTION
1	GD8249 GD21337	4 -	Standard Down Pressure Spring (Shown) Heavy Duty Down Pressure Spring
2	GD1114	2	U-Bolt, 7" x 7" x 5/8"-11
3	G10230	4-8	Lock Washer, 5/8"
4	G10104	4-8	Hex Nut, 5/8"-11
5	G10007	4	Hex Head Cap Screw, 5/8"-11 x 1 1/2"
6	GA17660	4	T-Bolt, 5/8"-11 x 1 1/2"
7	GD25068	1	Row Unit Support
8	GB0218	8	Bushing, 2 1/32" I.D. x 7/8" O.D. x 1 9/32" Long
9	G11391	8	Flat Washer, 5/8" SAE
10	GD28420	8	Hex Head Cap Screw, 5/8"-11 x 1 3/4", Grade 5
11	---	-	<a href="#">See "Shank Assembly, Seed Tube, and Depth Adjustment" on page P3</a>
12	GD25069	1	Lower Parallel Arm
13	GD25070	2	Upper Parallel Arm
14	GB0186	2	Spring Anchor
15	GD14217	2	Tab Lock Pin, 7/16" x 1 1/2"

(IP1480)



ITEM	PART NO.	QTY. (Per Row)	DESCRIPTION
1	G10229	2	Lock Washer, 3/8"
2	G10001	2	Hex Head Cap Screw, 3/8"-16 x 1"
3	G11123	10	Hex Serrated Flange Cap Screw, 3/8"-16 x 3/4"
4	GA25182	1	Hopper Support
5	GB1218	2	Hopper Mount
6	GA2007	1	Hopper Hold Down Latch
7	G10309	2	Carriage Bolt, 1/4"-20 x 5/8", Grade 5
8	G10621	2	Serrated Flange Nut, 1/4"-20
9	G10809	1	Hex Head Cap Screw, 3/8"-16 x 3/4"
10	GD25380	1	R.H. Front Mounting Bracket
11	G10312	8	Carriage Bolt, 5/16"-18 x 3/4"
12	G10620	10	Serrated Flange Nut, 5/16"-18
13	G10303	2	Carriage Bolt, 5/16"-18 x 1"
14	GD25379	1	L.H. Front Mounting Bracket
15	GD25384	1	R.H. Mounting Bracket
16	GD25383	1	L.H. Mounting Bracket
17	G10108	1	Lock Nut, 3/8"-16
18	GA20653	1	Position Switch Mount, Ground Contact Drive
19	GA18353	1	Position Switch Magnetic Reed
20	G11345	2	Phillips Pan Head Machine Screw, 1/4" x 1/2", Grade 2

(A17631)

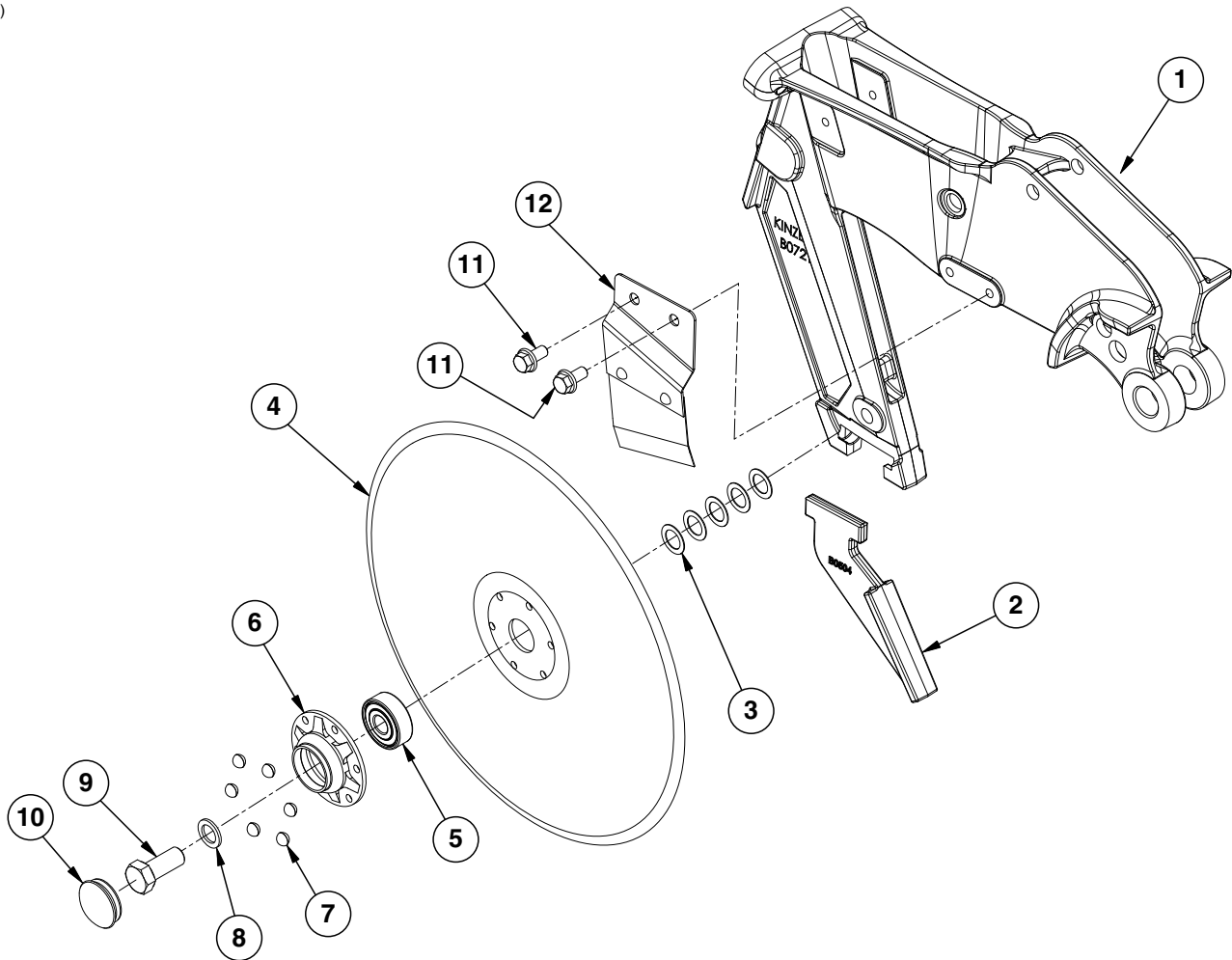


ITEM	PART NO.	QTY. (Per Row)	DESCRIPTION
1	GA17580	1	Pneumatic Down Pressure Mount
2	GA11982	1	Air Spring Assembly
	G10037	-	Hex Head Cap Screw, 1/2"-13 X 1 1/4"
	G10228	-	Lock Washer, 1/2"
3	GB0218	2	Bushing, 2 1/32" I.D. x 7/8" O.D. x 1 9/32" Long
4	G11391	2	Flat Washer, 5/8" SAE
5	G10005	2	Hex Head Cap Screw, 5/8"-11 x 1 3/4"
6	GD26974	1	Stabilizer Arm
7	G11124	1	Hex Serrated Flange Cap Screw, 3/8"-16 x 1"
8	GB0397	1	Shoulder Nut, 3/4"-16
9	G10071	4	Serrated Flange Nut, 1 1/2"-13
10	G11271	4	Hex Socket Flange Cap Screw, 1/2"-13 x 1 1/4"
11	G10038	1	Hex Head Cap Screw, 1/2"-13 x 3"
12	G10228	1	Lock Washer, 1/2"
13	GD25309	1	Air Bag Saddle
14	G11408	1	Hex Serrated Flange Cap Screw, 3/8"-16 x 1 1/2"
15	GD19080	-	Elbow, 1/4" x 1/8" NPT Swivel
16	*D17151-12	-	Urethane Tubing, 1/4" O.D. x 112'
17	**D17150-06	-	Nylon Tubing, 3/8" O.D. x 1 1/2"
18	GD26110	-	Reducing Tee, 3/8" x 1/4" x 3/8"
19	GD18796	-	Reducer, 3/8" To 1/4"

\*Hose not stocked by Kinze repair parts, but is available in bulk. Order GD17151-00.

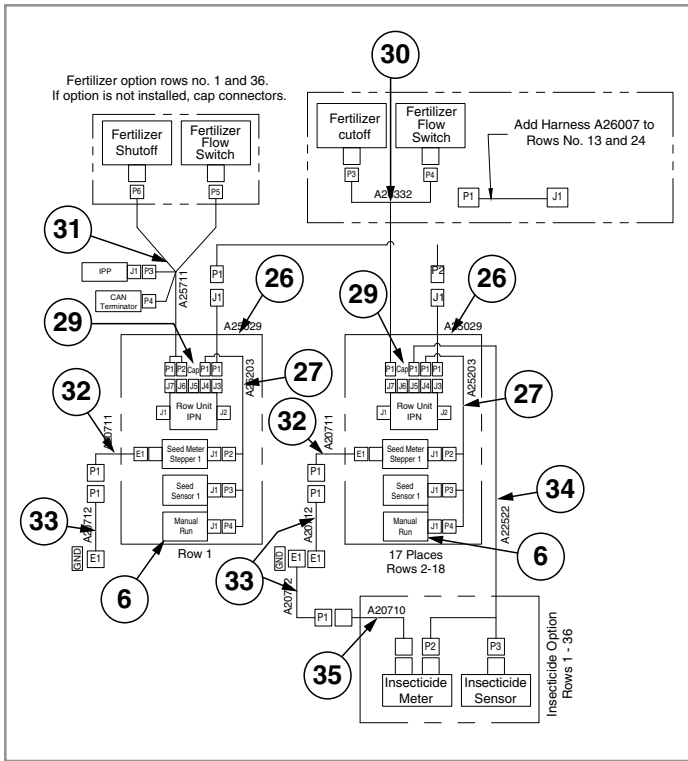
\*\*Hose not stocked by Kinze repair parts, but is available in bulk. Order GD17150-00.

(IP1476)

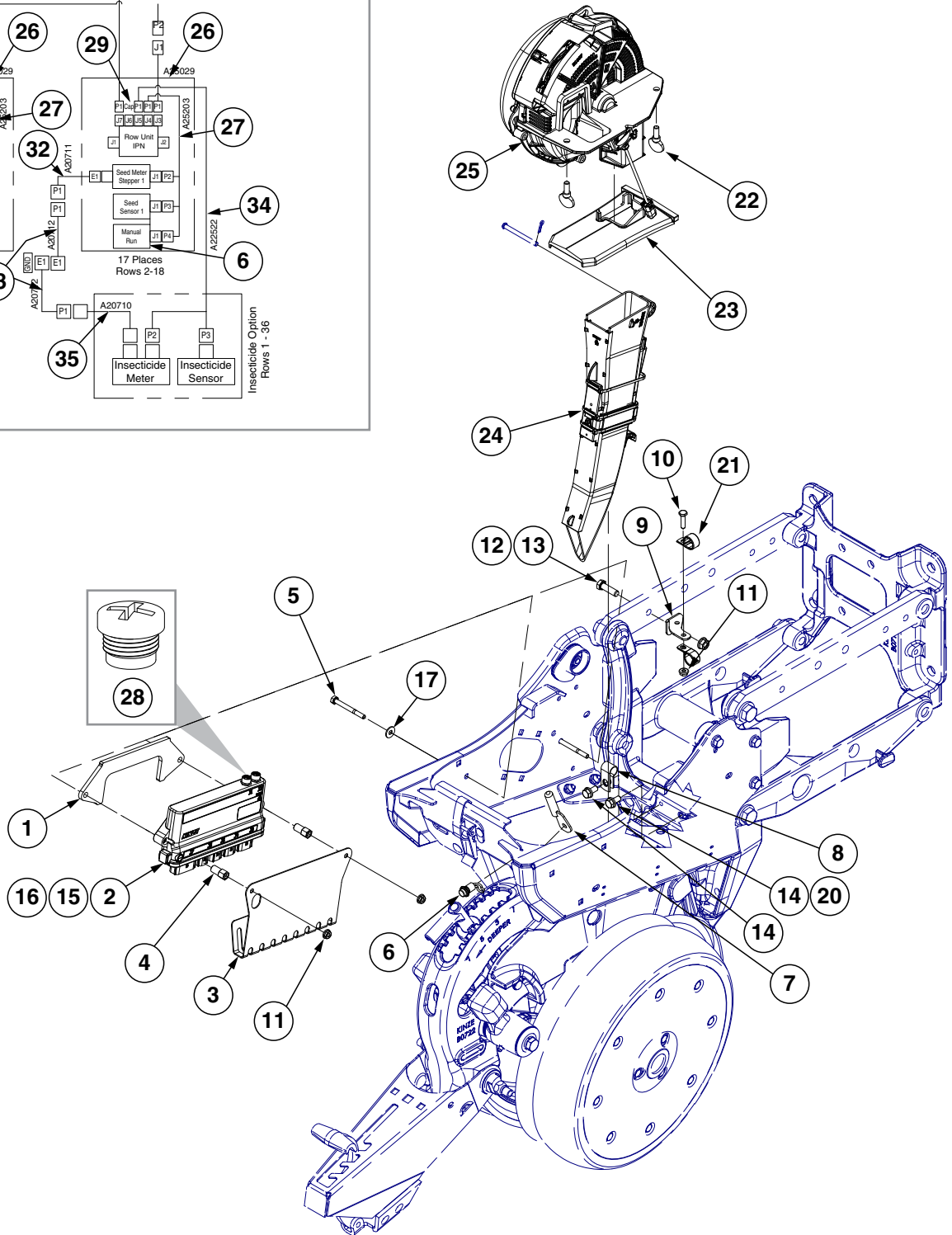


ITEM	PART NO.	QTY. (Per Row)	DESCRIPTION
1	GD25072	1	Center Shank
2	GB1222	1	Scraper
3	GD30725	10	Machine Bushing, 5/8" (.030" Thick) (As Required)
4	GD11306	2	Disc Blade, 3.5 mm x 15"
5	GA26920	2	Bearing
6	GD36860	2	Double Row Hub
7	GD36990	12	Rivet, 1/4" x 3/16"
8	G10204	2	Special Machine Bushing, 5/8" x 1" O.D.
9	GD11017	1	Special Hex Head Cap Screw, 5/8"-11 x 1 1/2", L.H. Threads (L.H. Side)
	G10007	1	Hex Head Cap Screw, 5/8"-11 x 1 1/2" (R.H. Side)
10	GD11845	2	Dust Cap
11	G11123	2	Hex Serrated Flange Cap Screw, 3/8"-16 x 3/4"
12	GA15450	1	R.H. Disc Scraper
	GA15451		L.H. Disc Scraper
A	G10018801	-	Disc Blade/Bearing Assembly, Less Dust Cap (Items 4-7)

**This page left blank intentionally.**



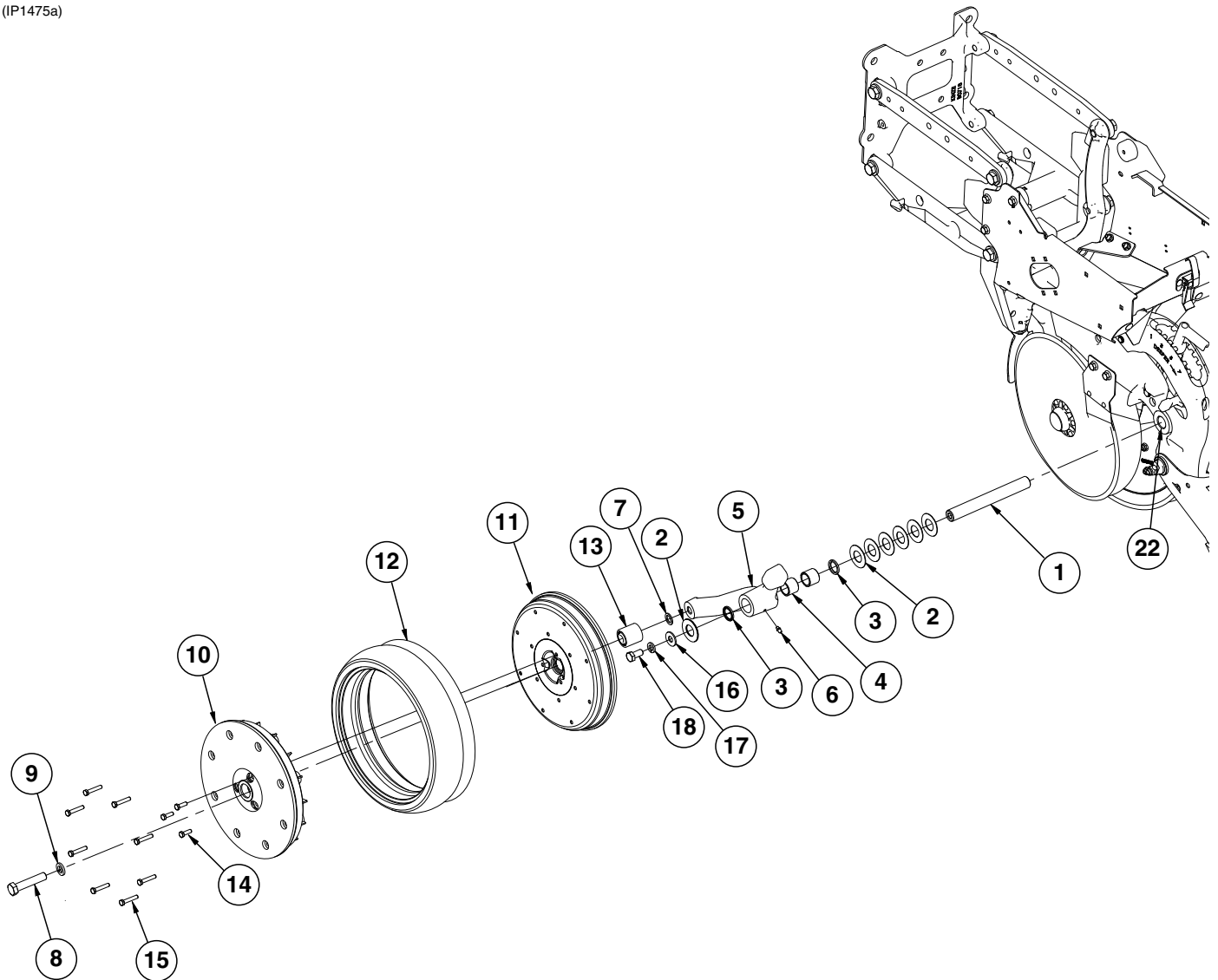
For Additional Information:  
[See "Blue Drive Interconnect Schematic" on page P157](#)  
[See "Blue Drive Ethernet Schematic" on page P155](#)





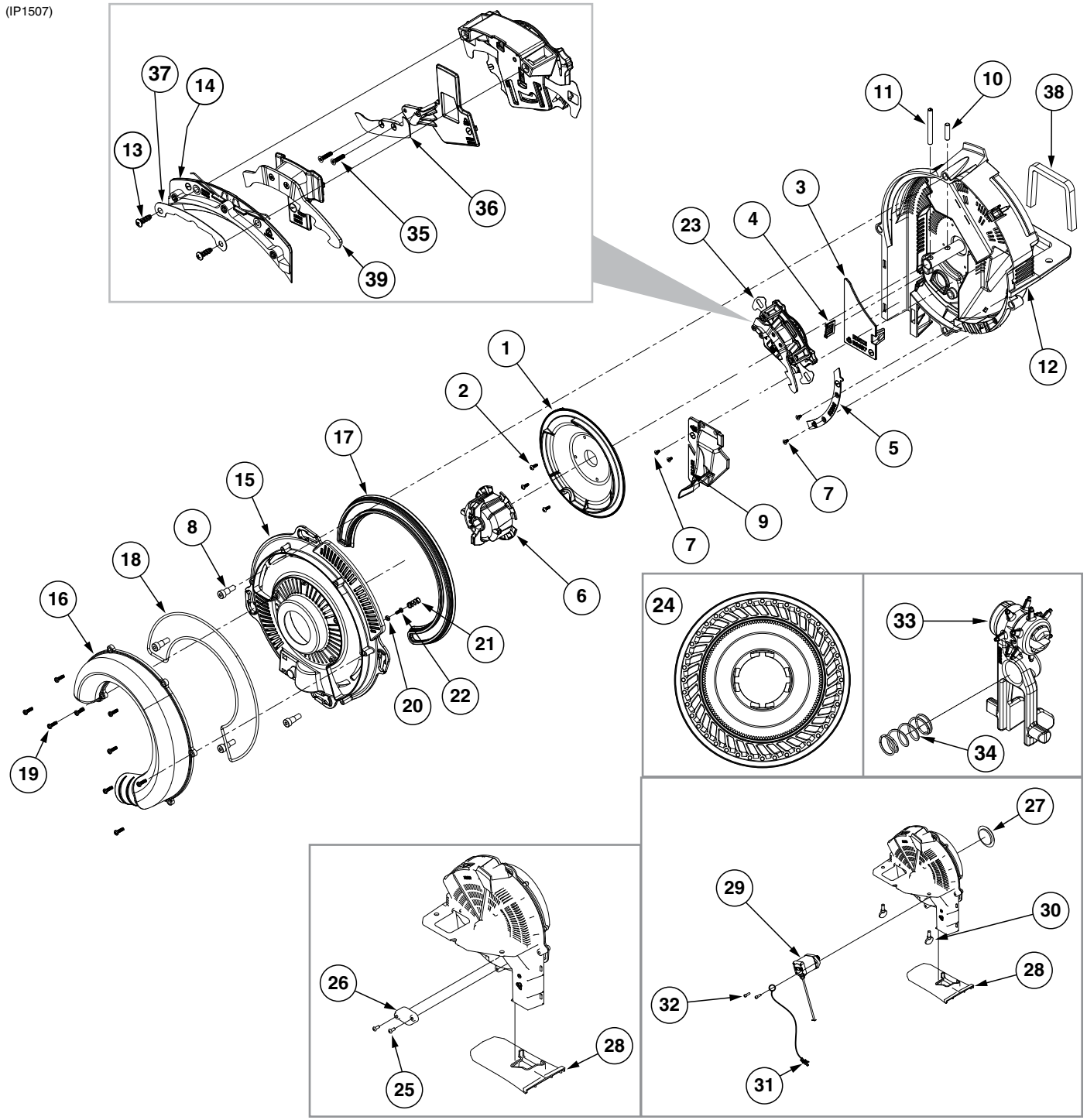
ITEM	PART NO.	QTY. (Per Row)	DESCRIPTION
1	GD35629	1	IPN Row Unit Plate
2	GA25949	1	IPN Module Assembly
3	GD35626	1	IPN Wire Shield
4	GD35609	2	Hex Standoff
5	G11958	2	Hex Head Cap Screw, ¼"-20 x 2½", Grade 5
6	GA15485	1	Button
7	GA21689	1	Wire Hangar
8	GD13348	1	Insulated Clamp, 1¼"
9	GD30731	1	Row Unit Wire Loom Bracket
10	G10064	1	Hex Head Cap Screw, ¼"-20 x 1"
11	G10621	3	Serrated Flange Nut, ¼"-20
12	G10622	1	Serrated Flange Nut, ⅜"-16
13	G10004	1	Hex Head Cap Screw, ⅜"-16 x 1¼"
14	G11560	2	Hex Socket Flange Cap Screw, ⅝"-18 x ⅝", Grade 5
15	GA25029	1	Row Unit Power Extension Harness
16	GA25203	1	Row Unit Seed Meter Harness
17	G10209	2	Washer, ¼" USS
18	GA25711	2	IPP Harness, Wing
19	GA20710	1	Granular Chemical Motor ESD Drain Harness
20	GA20712	1	Row Unit ESD Drain Harness
21	GD35913	2	Insulated Clamp, ¾"
22	G11009	2	Locking Thumbscrew, ⅝"-18 x ¾"
23	GB0917	1	Vacuum Meter Cover
24	GA26539	1	Seed Tube W/Computerized Sensor
	GA20901	-	Seed Tube (With Holes For Sensor Installation) (Included W/GA26539)
25	---	1	<a href="#">See "Vacuum Seed Meter" on page P17</a>
26	GA25029	1	Row Unit Power Extension Harness
27	GA25203	1	Row Unit Seed Meter Harness
28	GD30726	-	Socket Dust Cover, M12 <a href="#">See "Blue Drive Ethernet Schematic" on page P155</a>
29	GD35836	-	<a href="#">Sealed Plug, MX150, 2 x 4, Key B W/CPA</a>
30	GA26332	-	Fertilizer Flow Harness
31	GA25711	-	IPP Wing Harness
32	GA20711	-	Seed Meter Motor ESD Drain Harness
33	GA20712	-	Row Unit ESD Drain Harness
34	GA22522	-	Insecticide Harness
35	GA20710	-	Granular Chemical Motor ESD Drain Harness

(IP1475a)



ITEM	PART NO.	QTY. (Per Row)	DESCRIPTION
1	GD11001	1	Spindle
2	G10940	16	Machine Bushing, 1" (.048" Thick)
3	GD10991	4	Seal
4	GB0276	4	Bushing, 1" I.D. x 1¼" O.D. x 1" Long
5	GA21677	1	Wheel Arm W/Grease Fitting, Bushings And Seals, L.H. (Includes Items 4 and 6) (Shown)
	GA21676	1	Wheel Arm W/Grease Fitting, Bushings And Seals, R.H. (Includes Items 4 and 6)
6	G10640	2	Grease Fitting, ¼"-28
7	G10204	2	Special Machine Bushing, ⅝" x 1" O.D.
8	G10010	2	Hex Head Cap Screw, ⅝"-11 x 3"
9	G10230	2	Lock Washer, ⅝"
10	GD34206	2	Gauge Wheel Cover, Black
11	GD31466	4	Half Wheel, Black
12	GD1086	2	Tire
13	GA6171	2	Bearing
14	G10019	3	Hex Head Cap Screw, ⅝"-18 x 1"
	G10109	3	Lock Nut, ⅝"-18, Grade 8
15	G10031	8	Hex Head Cap Screw, ⅝"-18 x 1¼"
	G10109	8	Lock Nut, ⅝"-18, Grade 8
16	G10216	2	Washer, ½" USS
17	G10228	2	Lock Washer, ½"
18	G10037	3	Hex Head Cap Screw, ½"-13 x 1¼"
A	GA24576	-	Gauge Wheel Complete (Items 10-15)

(IP1507)

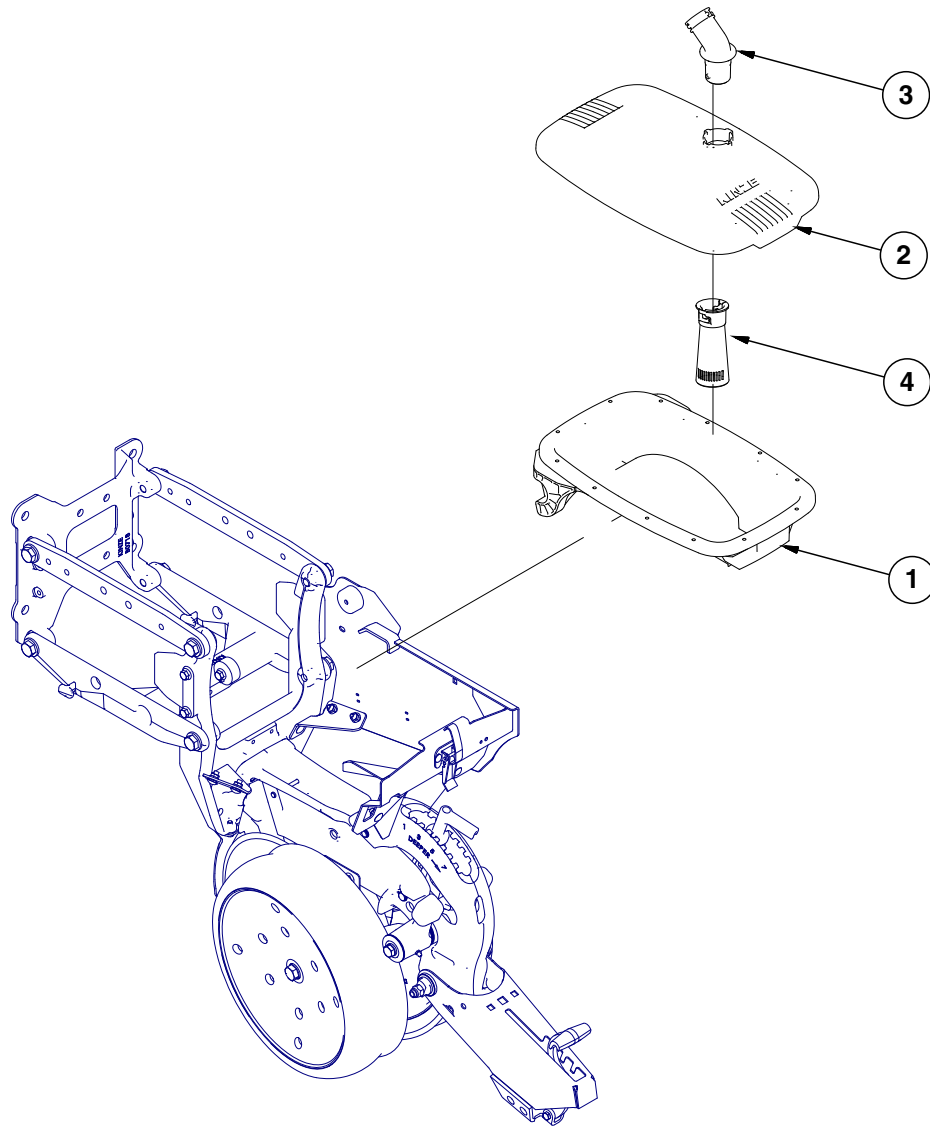


ITEM	PART NO.	QTY.	DESCRIPTION
1	GB0815	1	Shield
2	G11965	3	Torx Pan Head Tapping Screw, No" 6-19 x 3/8"
3	GB0697	1	Chute Cover
4	GB0780	1	Brush
5	GB0823	1	Baffle
6	GB1147	1	Disc Hub
7	G11618	4	Torx Flat Head Tapping Screw, No" 6-19 x 1/4"
8	G11172	4	Hex Socket Head Shoulder Screw, 1/4"-20 x 3/8", Stainless Steel
9	GA24878	1	Brush Assembly
10	G11448	1	Pin, 1/4" x 1"
11	G10475	1	Spring Pin, 1/4" x 2 1/4"
12	GA24877	1	Meter Housing W/Bearing
13	G11578	2	Phillips Pan Head Tapping Screw, No" 8-18 x 1/2"
14	GA24676	1	Singulator Guide Sub Assembly
15	GB0920	1	Cover
16	GB0818	1	Vacuum Port, Pull Row Unit
17	GB0676	1	Lip Seal
18	GD26593	1	Gasket Housing
19	G11556	9	Phillips Pan Head Tapping Screw, 6-19 x 1/2"
20	GB0907	1	Retainer Spring
21	GD25147	1	Compression Spring
22	G11619	1	Phillips Pan Head Tapping Screw, No" 6-19 x 3/8"
23	GA24752	1	Singulator Assembly (Includes Items 13 and 14)
24	*G10276X	1	Seed Disc, Corn, 40 Cell, Light Blue Color-Coded, Ejector Wheel, and Spring
	*G10277X	-	Seed Disc, Soybean, 120 Cell, Black Color-Coded, Ejector Wheel, and Spring
	*G10275X	-	Seed Disc, Soybean, 60 Cell Black Color-Coded, Ejector Wheel, and Spring
25	G11281	2	Hex Button Head Cap Screw, 10-24 x 1/2"
26	GD28631	1	Cover Plate
27	GD29425	1	Dust Cap
28	GB0917	1	Vacuum Meter Cover
29	GA18907		Meter Stepper Motor
30	G11009	2	Locking Thumbscrew, 5/16"-18 x 3/4"
31	GA20711	1	Seed Meter Motor ESD Drain Harness
32	G11588	2	Hex Socket Head Cap Screw, No" 10-24 x 5/8" Grade 8
33	GA19112	-	Ejector Arm, Corn
	GA19113	-	Ejector Arm, Soybean
	GA20346	-	Ejector Arm, 60 Cell Soybean
34	GD25147	-	Compression Spring
35	G11693	2	Torx Flat Head Machine Screw, No" 4-40 x 1/2"
36	GB0921	1	Lower Blade
37	GD29657	1	Retainer
38	GD34774	1	Meter Gasket
39	GB0958	1	Outer Blade
A	GA20622	1	Cover Assembly (Items 15-22)
B	G9899X	1	Vacuum Meter Assembly, Electric Drive (Items 1-32 except item 24)
C	G9904X	1	Vacuum Meter Assembly, Ground Contact Drive (Items 1-23, 28, and 30)

\*Includes seed disc, ejector wheel, and spring"

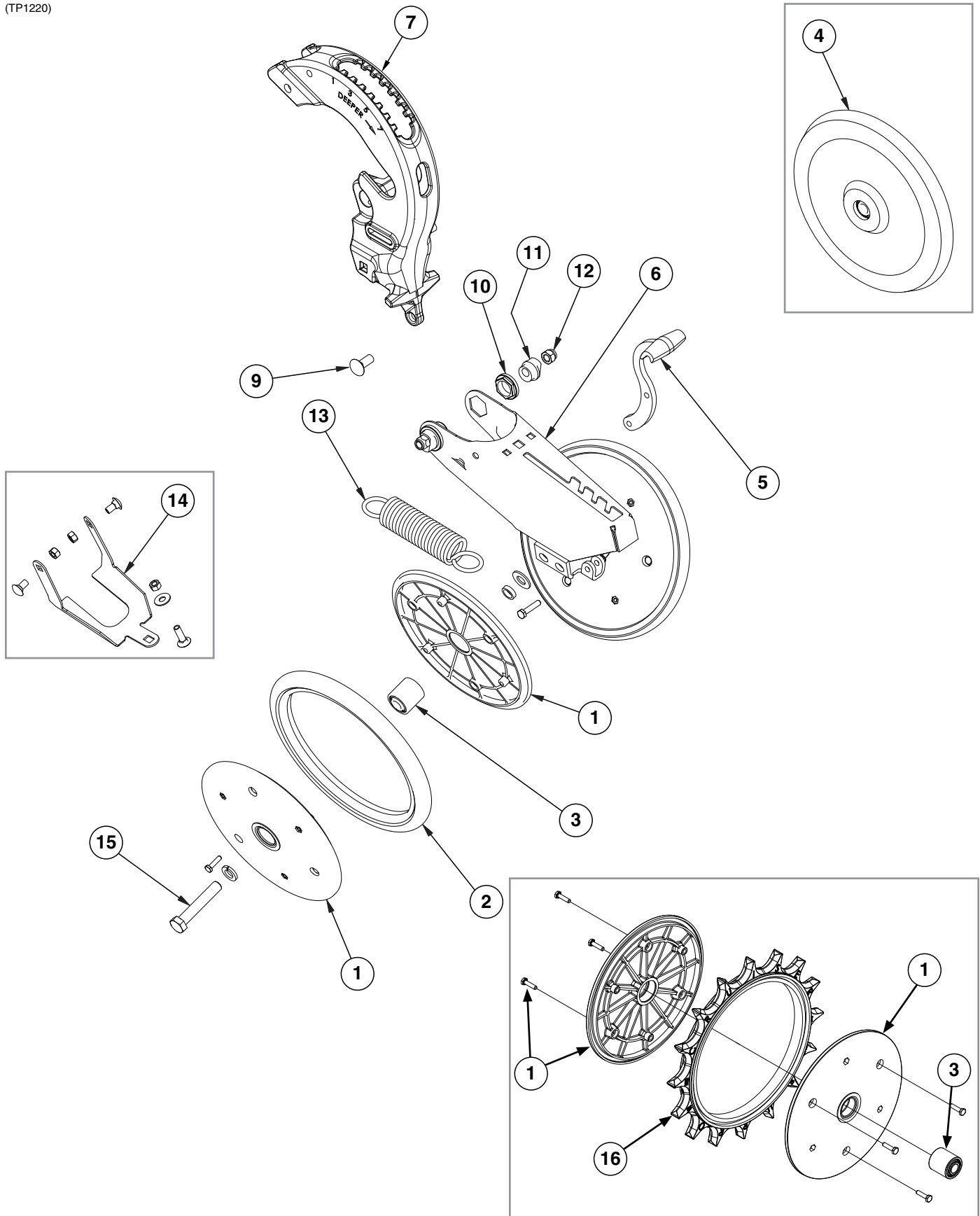
**This page left blank intentionally.**

(A18243)



ITEM	PART NO.	QTY.	DESCRIPTION
1	GA24874 GD12561	1 2	Mini-Hopper Assembly, Vacuum Seed Metering Threaded Insert, 3/16"-18
2	GB1226	1	Mini-Hopper Lid
3	GB0695	1	Inlet
4	GB0696	1	Discharge

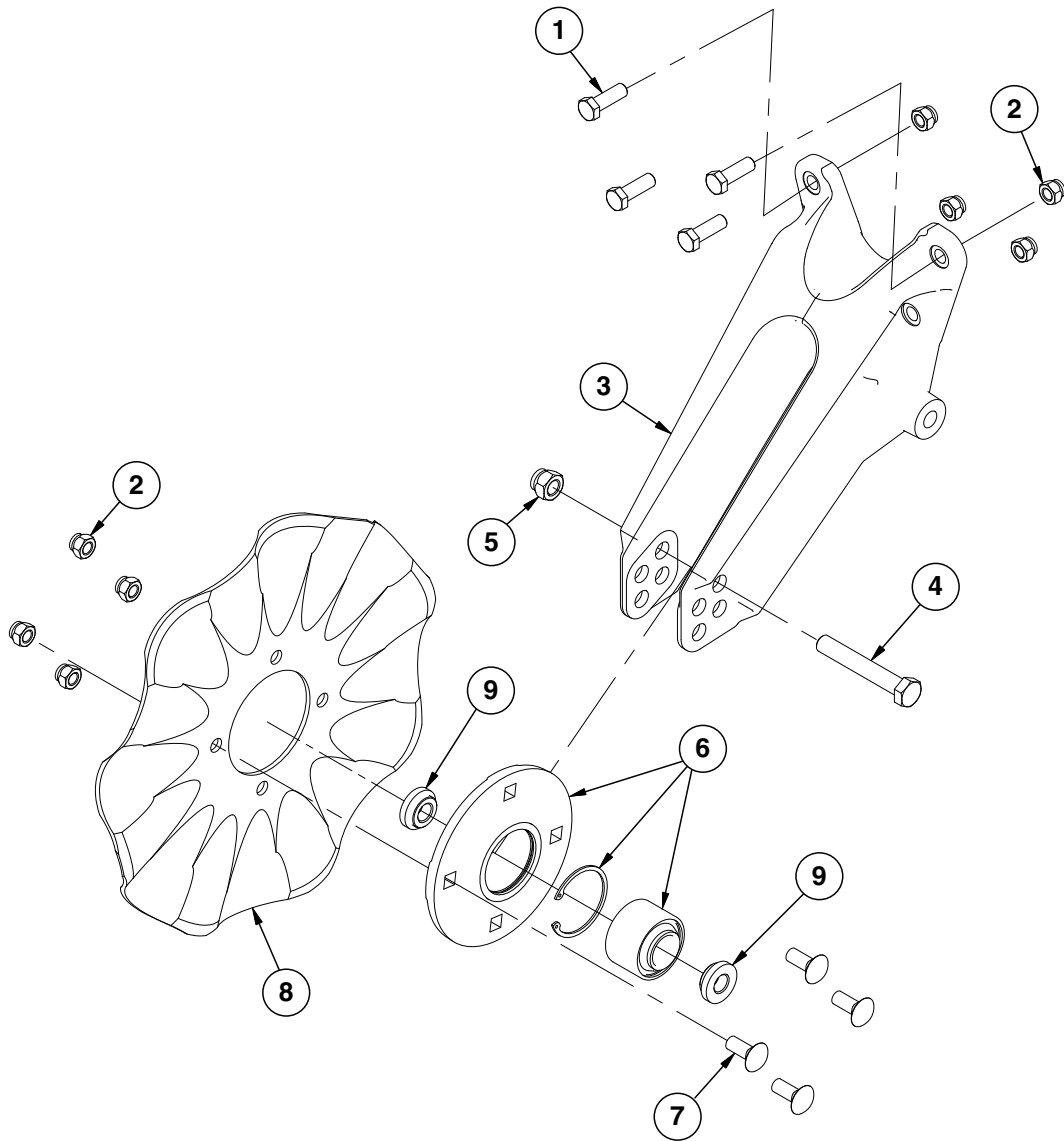
(TP1220)





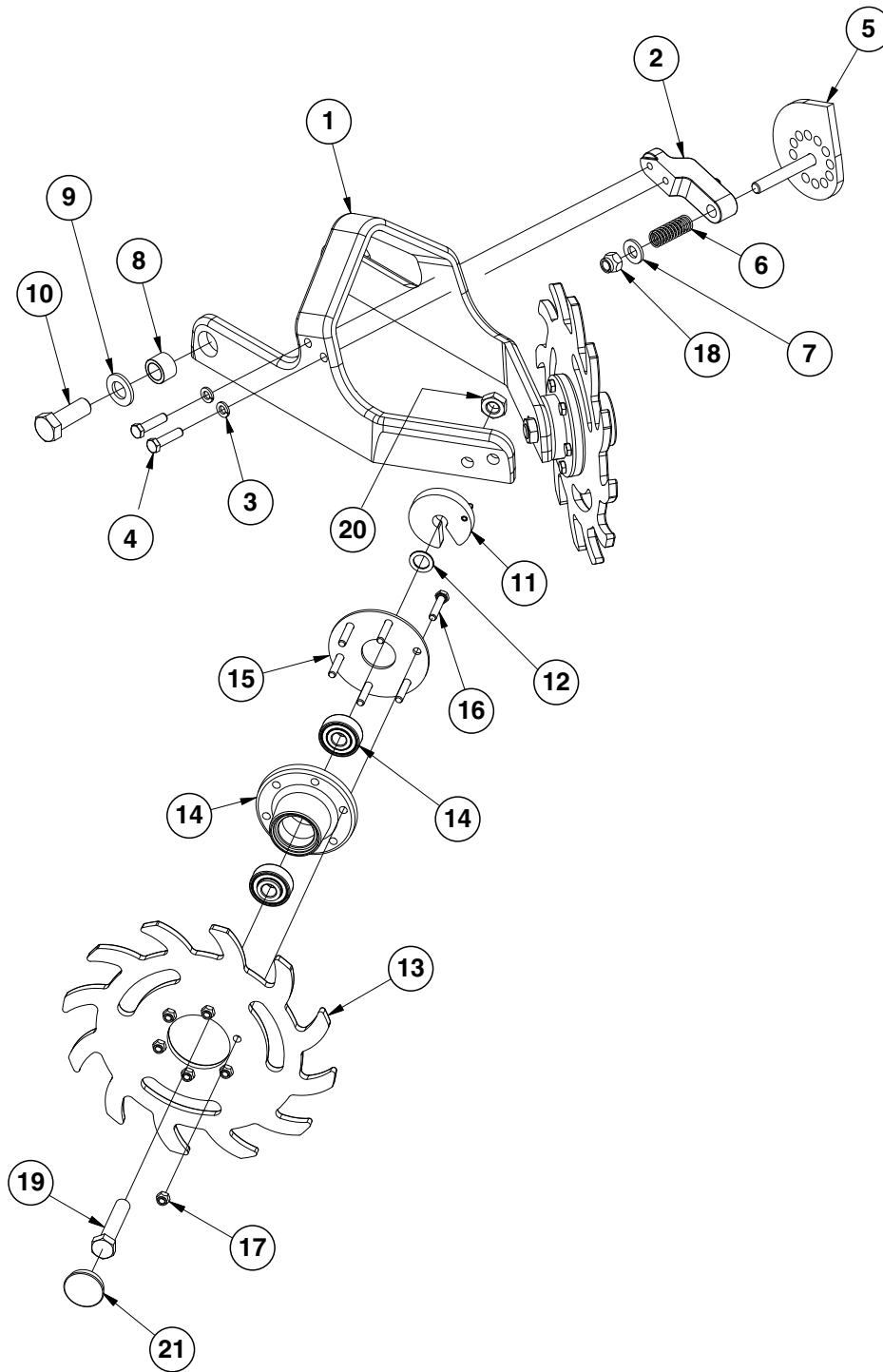
ITEM	PART NO.	QTY. (Per Row)	DESCRIPTION
1	GD9120	4	Nylon Half Wheel
	G10064	12	Hex Head Cap Screw, ¼"-20 x 1"
2	GD1085	2	Rubber Tire, 1" x 12"
3	GA6171	2	Bearing
4	GA6597	1	Cast Iron Closing Wheel W/Bearing
	GA6171	1	Bearing
5	GB0254	1	Lever
	G10133	1	Hex Head Cap Screw, ⅝"-18 x 1½"
	G10109	1	Lock Nut, ⅝"-18, Grade 8
6	GA15197	1	Arm
7	---	-	<a href="#">See "Shank Assembly, Seed Tube, and Depth Adjustment" on page P3</a>
8	---	-	---
9	G10747	2	Carriage Bolt, ½"-13 x 2"
10	GB0282	2	Stepped Bushing
11	GB0239	2	Eccentric Bushing
12	G10111	2	Lock Nut, ½"-13
13	GD8460	1	Spring
14	G1K345	-	Closing Wheel Shield Kit W/Hardware and Instruction
15	G10013	2	Hex Head Cap Screw, ⅝"-11 x 3½"
	G11391	2	Flat Washer, ⅝" SAE
	GD1109	2	Bushing, 4¼" I"D" x 7⁄8" O"D" x ¼" Long
	G10230	2	Lock Washer, ⅝"
	G10107	2	Lock Nut, ⅝"-11
16	GD31353MPP	2	Spiked Wheel Insert (Package of 2)
A	GA6434	-	Rubber Closing Wheel Complete W/Bearing (Items 1-3)
B	GA22165	-	Spiked Closing Wheel Complete W/Bearing (Items 1, 3, and 16)

(IP1464)



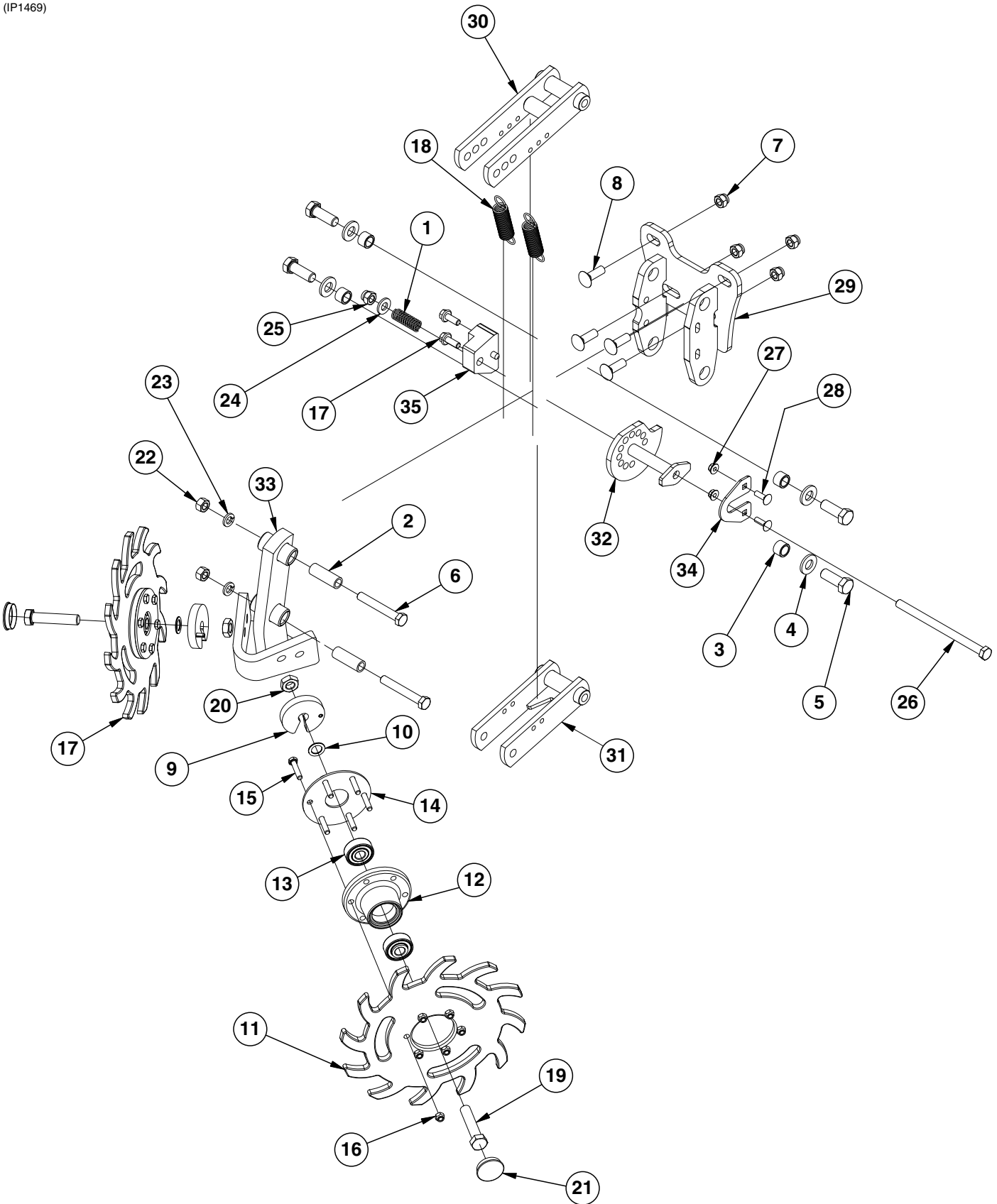
ITEM	PART NO.	QTY. (Per Row)	DESCRIPTION
1	G10039	4	Hex Head Cap Screw, ½"-13 x 1¼"
2	G10111	8	Lock Nut, ½"-13
3	GD25519	1	No-Till Coulter Arm
4	G10036	1	Hex Head Cap Screw, ⅝"-11 x 4"
5	G10107	1	Lock Nut, ⅝"-11
6	GA8641	1	Hub W/Bearing and Retaining Ring
	GA8603	1	Bearing, Double Row
	GD11652	1	Retaining Ring, 2⅞"
7	G10574	4	Carriage Bolt, ½"-13 x 1¼"
8	GD7803	1	Disc Blade, Fluted, 1", 8 Flutes (shown)
	GD7804	-	Disc Blade, Bubbled, 1"
	GD9254	-	Disc Blade, Fluted, ¾", 13 Flutes
9	GD11677	2	Adapter
A	GA8641	-	Hub W/Bearing and Retaining Ring (Includes Items 6-8)

(IP1468)

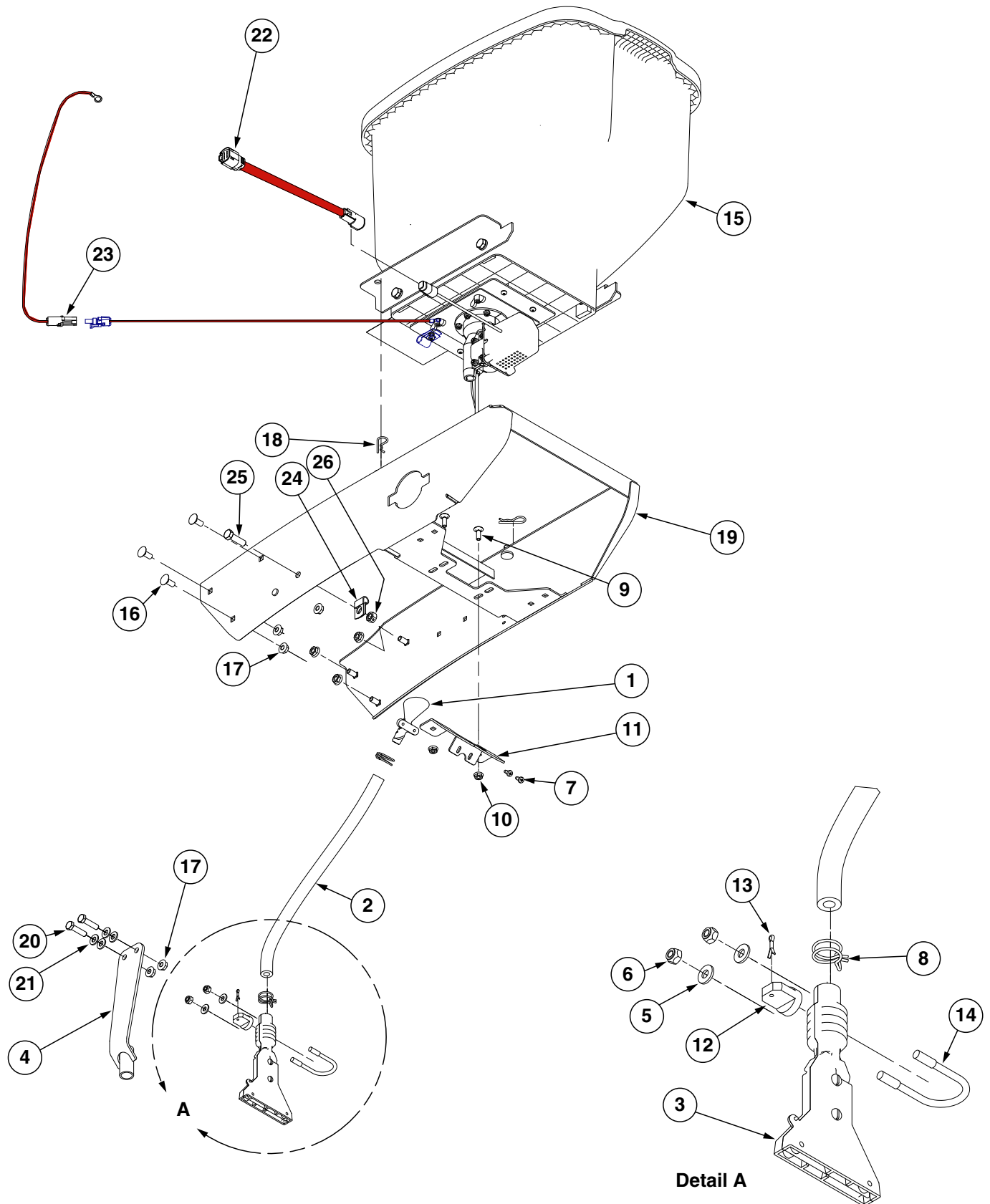


ITEM	PART NO.	QTY. (Per Row)	DESCRIPTION
1	GB0464	1	Residue Wheel Mount
2	GD26973	1	Cam Locking Pin
3	G10229	2	Lock Washer, 3/8"
4	G10004	2	Hex Head Cap Screw, 3/8"-16 x 1 1/4"
5	GA14251	1	Cam
6	GD10519	1	Spring
7	G11389	1	Flat Washer, 1/2" Plated SAE
8	GB0383	2	Bushing, 1 1/8" O.D. x 25/32" I.D. x 3/4" Long
9	G11392	2	Flat Washer, 3/4" SAE
10	G10026	2	Hex Head Cap Screw, 3/4"-10 x 2"
11	GA8760	2	Weed Guard W/Spring Pin
	G10765	-	Spring Pin, 1/4" x 1"
12	GD30725	4	Machine Bushing, 5/8" (.030" Thick)
13	GB0387	2	Wheel, 12 Tine, 3/8" x 12"
14	GA5654	2	Hub W/Bearings
	GA2014	-	Bearing
15	GD9724	2	Backing Plate
16	G10133	12	Hex Head Cap Screw, 5/16"-18 x 1 1/2"
17	G10109	12	Lock Nut, 5/16"-18, Grade 8
18	G10974	1	Lock Nut W/Nylon Insert, 1/2"-13
19	G10010	2	Hex Head Cap Screw, 5/8"-11 x 3"
20	G10503	2	Hex Jam Nut, 5/8"-11, Grade 2
21	GD1132	2	Dust Cap
A	GA12235	-	L.H. Residue Wheel (Items 13-17)
B	GA12236	-	R.H. Residue Wheel (Items 13-17)

(IP1469)



ITEM	PART NO.	QTY. (Per Row)	DESCRIPTION
1	GD10519	1	Spring
2	GD9720	2	Spacer, 1/2" x 2 3/16" Long
3	GB0218	4	Bushing, 2 1/32" I.D. x 7/8" O.D. x 1 9/32" Long
4	G11391	4	Flat Washer, 5/8" SAE
5	GD28420	4	Hex Head Cap Screw, 5/8"-11 x 1 3/4", Grade 5
6	G10033	2	Hex Head Cap Screw, 1/2"-13 x 3 1/2"
7	G10111	4	Lock Nut, 1/2"-13
8	G10636	4	Carriage Bolt, 1/2"-13 x 1 1/2"
9	GA8760	2	Weed Guard W/Spring Pin
	G10765	-	Spring Pin, 1/4" x 1"
10	GD30725	4	Machine Bushing, 5/8" (.030" Thick)
11	GB0387	2	Wheel, 12 Tine, 3/8" x 12"
12	GA5654	2	Hub W/Bearings (Includes Item 13)
13	GA2014	2	Bearing
14	GD9724	2	Backing Plate
15	G10133	12	Hex Head Cap Screw, 5/16"-18 x 1 1/2"
16	G10109	12	Lock Nut, 5/16"-18, Grade 8
17	G11124	2	Hex Serrated Flange Cap Screw, 3/8"-16 x 1"
18	GD5857	2	Spring
19	G10010	2	Hex Head Cap Screw, 5/8"-11 x 3"
20	G10503	2	Hex Jam Nut, 5/8"-11, Grade 2
21	GD1132	2	Dust Cap
22	G10102	2	Hex Nut, 1/2"-13
23	G10228	2	Lock Washer, 1/2"
24	G11389	1	Flat Washer, 1/2" Plated SAE
25	G10974	1	Lock Nut W/Nylon Insert, 1/2"-13
26	G11109	1	Hex Head Cap Screw, 1/2"-13 x 7 1/2"
27	G10620	2	Serrated Flange Nut, 5/16"-18
28	G10303	2	Carriage Bolt, 5/16"-18 x 1"
29	GA18099	1	Mount
30	GA18100	1	Upper Link
31	GA18101	1	Lower Link
32	GA18102	1	Cam
33	GA20103	1	Wheel Mount
34	GD26262	1	Cam Mount Plate
35	GA18098	1	Cam Mount Block
A	GA12235	-	L.H. Residue Wheel (Items 11-12 and 14-16)
B	GA12236	-	R.H. Residue Wheel (Items 11-12 and 14-16)

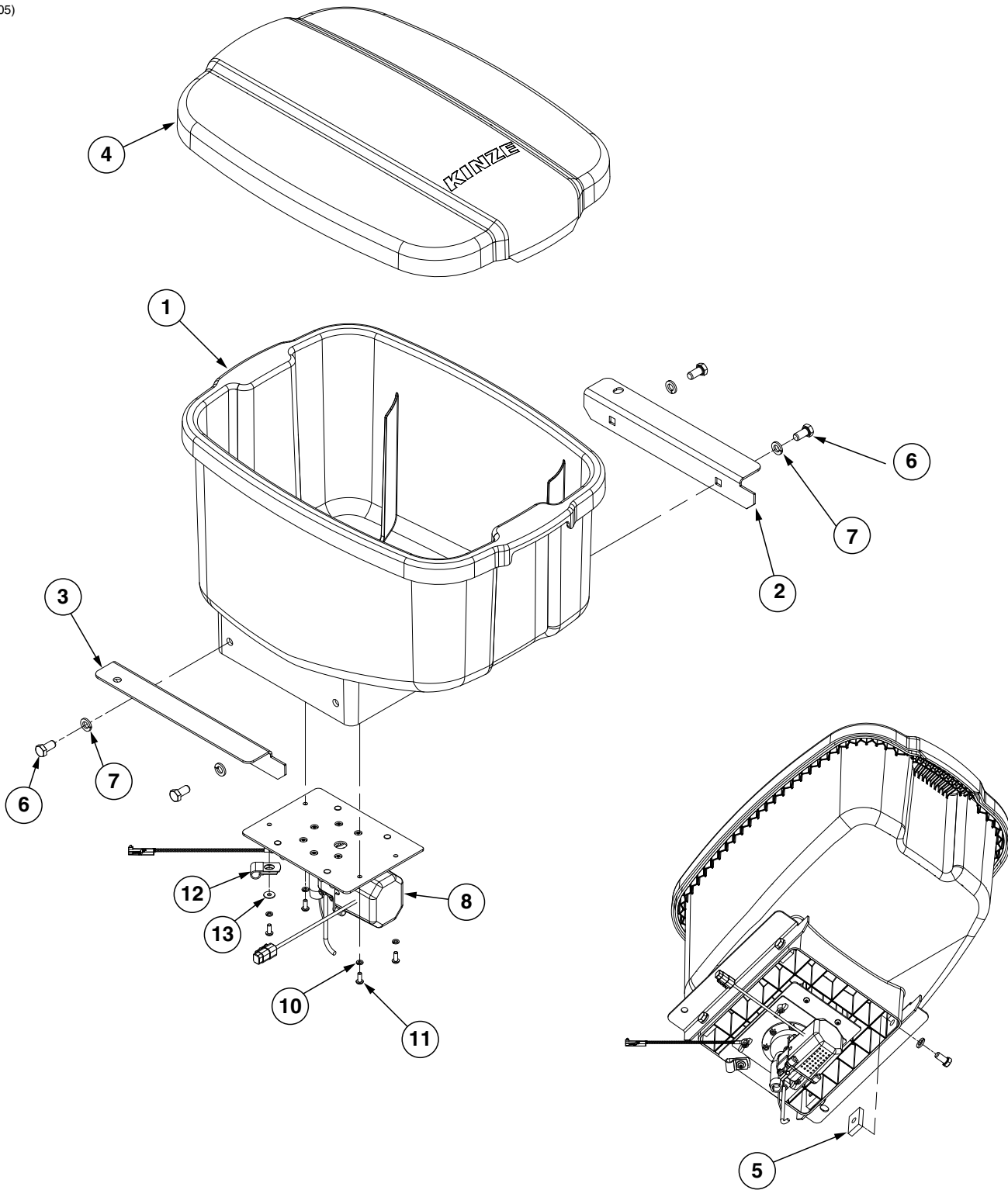




## Granular Chemical Rear Banding Options (Electric Drive)

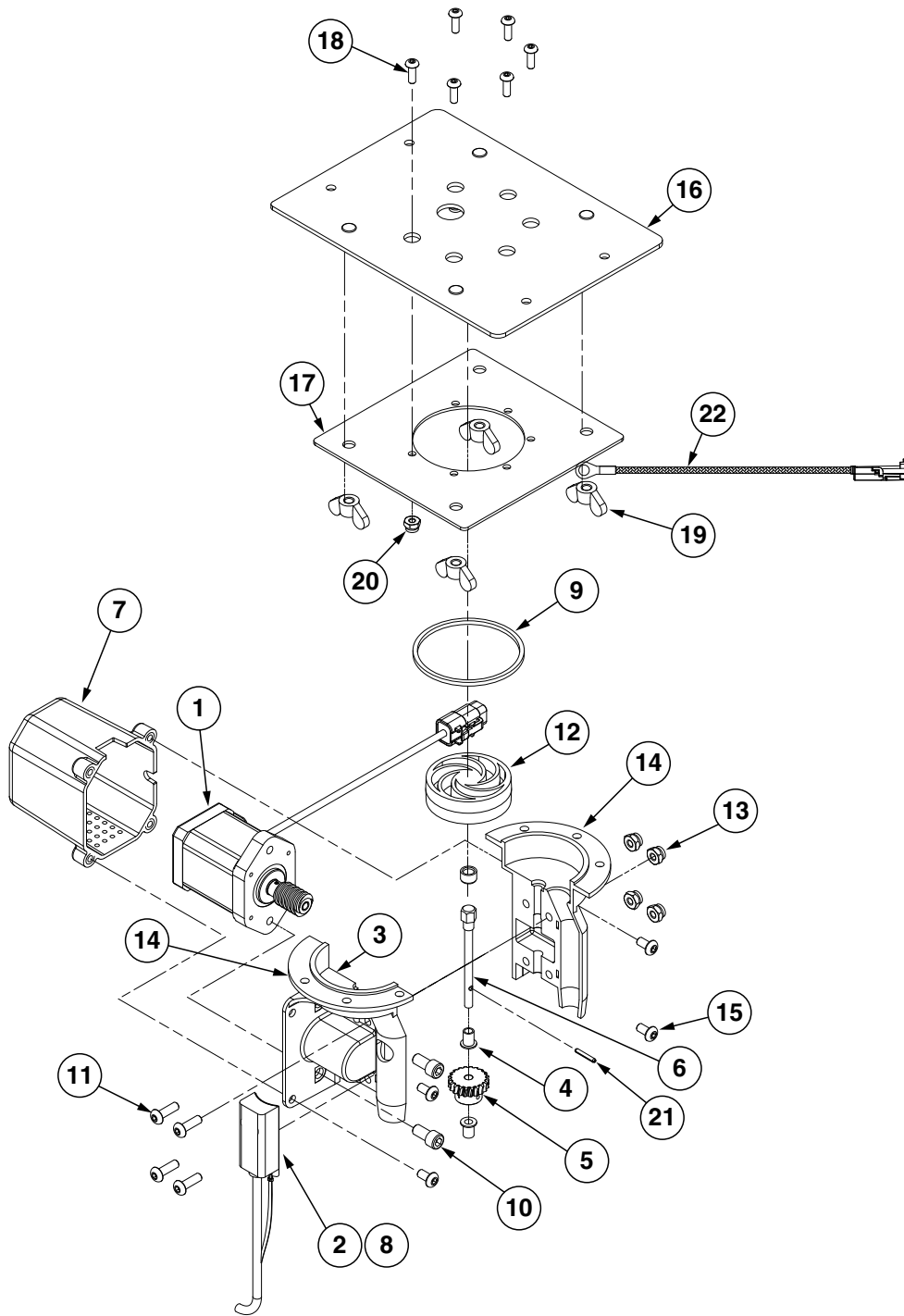
ITEM	PART NO.	QTY. (Per Row)	DESCRIPTION
1	GD29493	1	Funnel
2	GD2947	1	Hose, 7/16" x 28"
3	GA7270	1	Slope-Compensating Bander W/Hardware (4 1/2" Band Width) (Subs to GA6907)
	G10864	1	Uni-Clamp (Included W/GA7270)
	G10757	2	Pan Head Screw, No. 10-32 x 1 1/4" (Included W/GA7270)
	G10758	2	Hex Nut, No. 10-32 (Included W/GA7270)
4	GA18050	1	In-Furrow Bracket
5	G11385	2	Flat Washer, 1/4" SAE
6	G10110	2	Lock Nut, 1/4"-20, Grade B
7	G10966	2	Phillips Head Self-Tapping Screw, No. 10 x 1/2"
8	G11209	2	Wire Hose Clamp, 3/4"
9	G10310	2	Carriage Bolt, 1/4"-20 x 3/4", Grade 2
10	G10621	2	Serrated Flange Nut, 1/4"-20
11	GD26803	1	Bracket
12	GD26804	1	Bander Spacer
13	G10099	1	Cotter Pin, 3/32" x 1/2"
14	GD26572	1	U-Bolt, 1 3/8" x 1/4"-20
15	---	1	<a href="#">See "Granular Chemical Hopper" on page P31</a>
16	G10312	6	Carriage Bolt, 5/16"-18 x 3/4"
17	G10620	8	Serrated Flange Nut, 5/16"-18
18	G10670	2	Hair Pin Clip, No. 3
19	GA18536	1	Hopper Panel Extension <b>(Non-Stock Item)</b>
20	G10171	2	Hex Head Cap Screw, 5/16"-18 x 1 1/4"
21	G11386	4	Flat Washer, 5/16" SAE
22	GA22522	1	Insecticide Harness
23	GA20712	1	Row Unit ESD Drain Harness
24	GD6291	1	Insulated Clamp, 3/8"
25	G10004	1	Hex Head Cap Screw, 3/8"-16 x 1 1/4"
26	G10108	1	Lock Nut, 3/8"-16

(A17905)



ITEM	PART NO.	QTY. (Per Row)	DESCRIPTION
1	GA17775	1	Chemical Hopper
2	GD23802	1	R.H. Hopper Support
3	GD23803	1	L.H. Hopper Support
4	GA17454	1	Hopper Lid
5	GD11424	4	Block
6	G10002	4	Hex Head Cap Screw, 3/8"-16 x 3/4"
7	G10229	4	Lock Washer, 3/8"
8	---	1	<a href="#">See "Granular Chemical Meter Assembly (Electric Drive)" on page P33</a>
9	---	---	---
10	G10257	4	Lock Washer, No. 10
11	G11281	4	Hex Button Head Cap Screw, 10-24 x 1/2"
12	GD6291	1	Insulated Clamp, 3/8"
13	G10243	1	Washer, No. 10 SAE

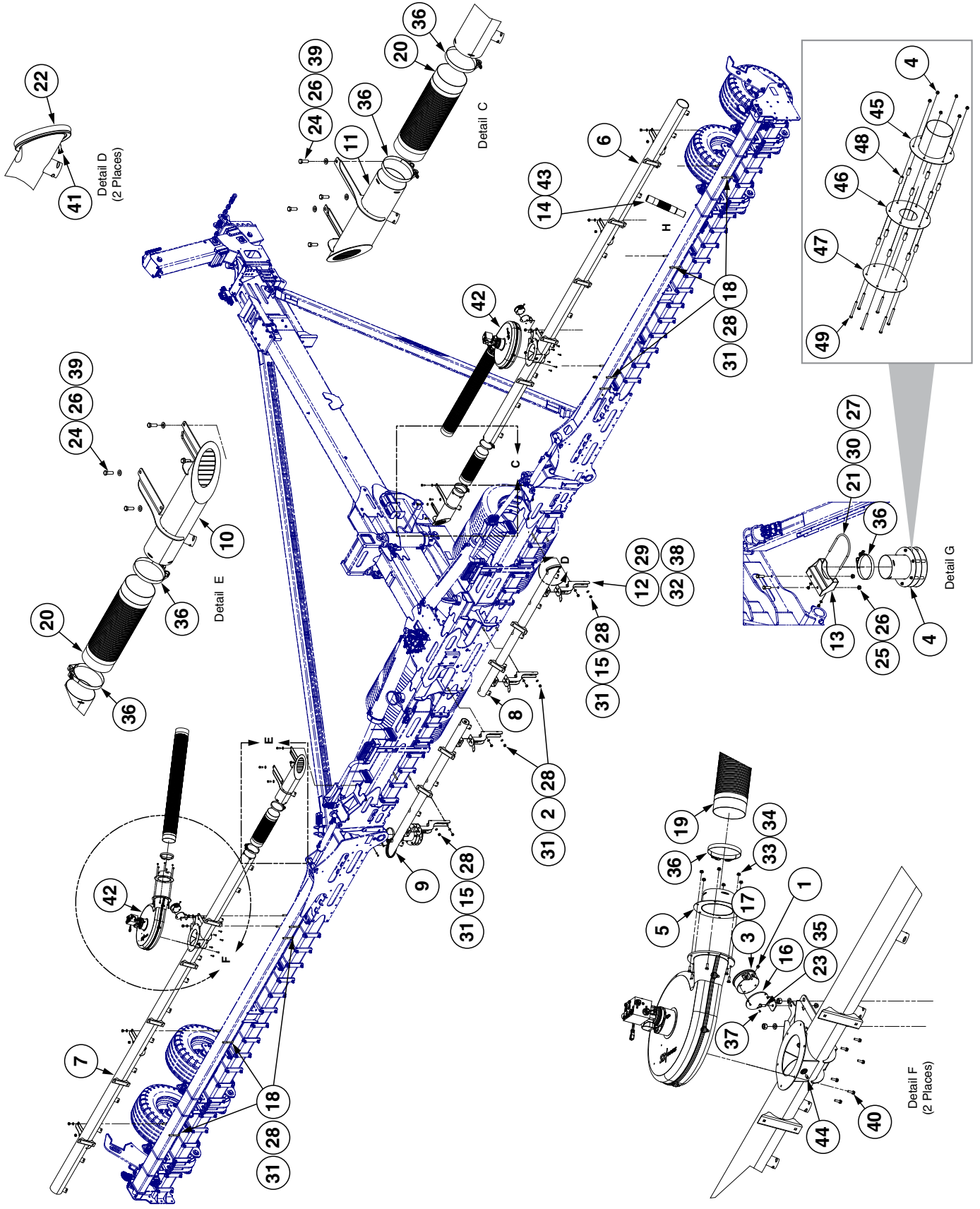
(A15475)



## Granular Chemical Meter Assembly (Electric Drive)

ITEM	PART NO.	QTY. (Per Row)	DESCRIPTION
1	GA15473	1	Step Motor, 3.5 AMP
2	GA24364	1	Flow Sensor
3	GD22695	1	Bearing Sleeve, 3/8" O.D. x 1/4" I.D. x 1/4"
4	GD22696	2	Flange Bearing, 1/4" O.D. x 3/16" I.D. x 3/8"
5	GD29492	1	Gear
6	GD29491	1	Drive Shaft
7	GB0577	1	Motor Cover
8	---	-	---
9	GD28515	1	O-Ring
10	G10260	2	Hex Socket Head Cap Screw, 1/4"-20 x 1/2"
11	G11447	4	Hex Button Head Cap Screw, #10-24 x 5/8"
12	GB0579	1	Insecticide Impeller
13	G11445	4	Hex Locknut, #10-24
14	GA18195	1	Insecticide Housing
15	G10261	4	Hex Button Head Cap Screw, #10-32 x 3/8"
16	GA18814	1	Insecticide Mount
17	GD27021	1	Submount Plate
18	GR1292	6	Hex Socket Button Head Cap Screw, No. 8-32 x 1/2"
19	G10531	4	Wing Nut W/Nylon Insert, 1/4"-20
20	G11202	6	Lock Nut W/Nylon Insert, No. 8-32, Stainless Steel
21	G11687	1	Spring Slot Pin
22	GA20710	1	Granular Chemical Motor ESD Drain Harness

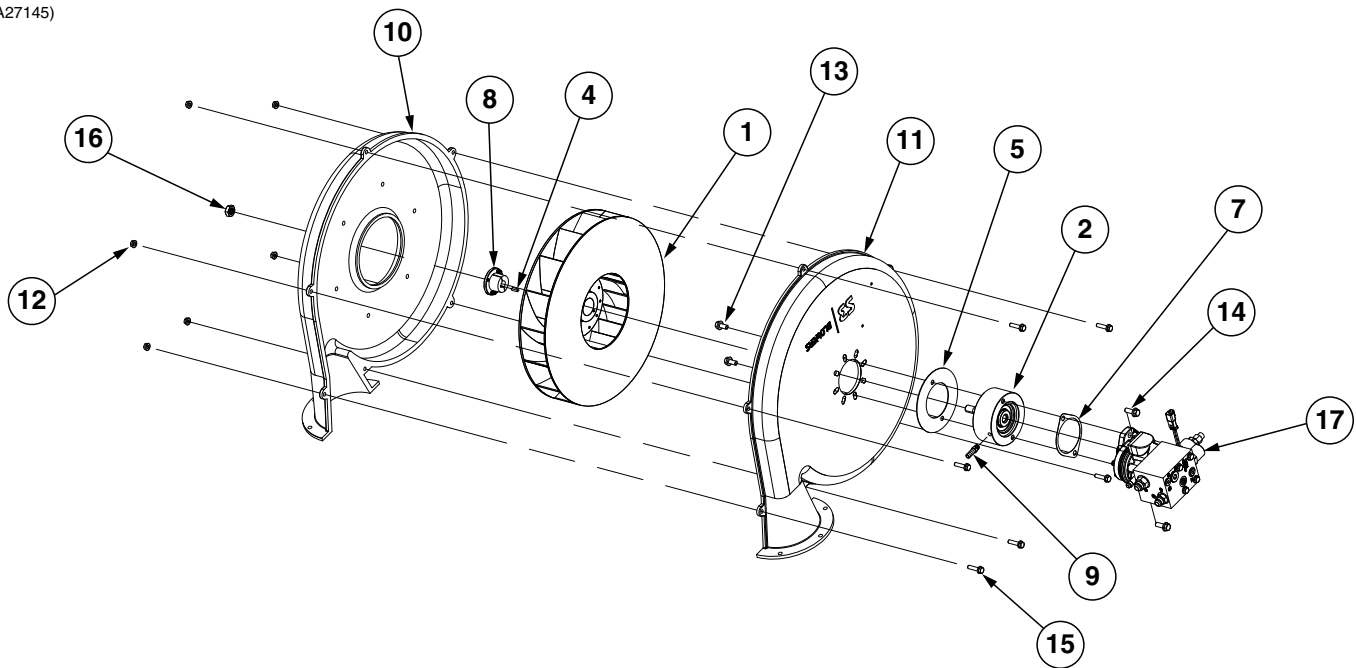
(A26367)



ITEM	PART NO.	QTY.	DESCRIPTION
1	GA10799	2	Breather, 1/8" Male NPT
2	GA17660	4	T-Bolt, 5/8"-11 x 1 1/2"
3	GA21406	2	Pressure Gauge
	GR1777	4	Hose Barb, 3/16" x 1/8" NPT (Included W/GA21406)
4	G10108	6	Lock Nut, 3/8"-16
5	GA25441	2	Flex Tube Mount
6	GA26725	1	R.H. Outer Frame Vacuum Manifold
7	GA26726	1	L.H. Outer Frame Vacuum Manifold
8	GA26727	1	R.H. Center Frame Vacuum Manifold
9	GA26728	1	L.H. Center Frame Vacuum Manifold
10	GA26779	1	L.H. Stub Wing Vacuum Manifold
11	GA26778	1	R.H. Stub Wing Vacuum Manifold
12	GA26699	4	Center Frame Vacuum Manifold Mount
13	GA26393	2	Manifold Support Bracket
14	G11147	36	Cap, 2"
	GD31424	36	Screw Cuff, 2"
	GB1216	36	Screw Cuff, 1 1/2"
	*D36495-32.5	36	Black Hose, 1 1/2" I.D. x 32 1/2"
15	GD1114	2	U-Bolt, 7" x 7" x 5/8"-11
16	GD15804	2	Mount
17	GD15849-02	1	Clear Plastic Tubing, 5/16" O.D. x 120"
18	GD16598	8	U-Bolt, 4" x 7" x 5/8"-11
19	GD19658-02	2	Black Hose, 6" I.D. x 56"
20	GD19658-03	2	Black Hose, 6" I.D. x 20"
21	GD35437	2	U-Bolt, 6" x 3/8"-16
22	GD35438-23	2	Soft Rubber Seal, 23"
23	G10001	2	Hex Head Cap Screw, 3/8"-16 x 1"
24	G10017	8	Hex Head Cap Screw, 1/2"-13 x 1 1/2"
25	G10039	4	Hex Head Cap Screw, 1/2"-13 x 1 3/4"
26	G10071	12	Serrated Flange Nut, 1/2"-13
27	G10101	4	Hex Nut, 3/8"-16
28	G10104	24	Hex Nut, 5/8"-11
29	G10109	8	Lock Nut, 5/16"-18
30	G10229	4	Lock Washer, 3/8"
31	G10230	24	Lock Washer, 5/8"
32	G10312	8	Carriage Bolt, 5/16"-18 x 3/4"
33	G10620	12	Serrated Flange Nut, 5/16"-18
34	G10991	12	Hex Head Cap Screw, 5/16"-18 x 7/8"
35	G11091	2	Serrated Flange Nut, 3/8"-16
36	G11142	8	T-Bolt Clamp, 6 1/4"
37	G11215	6	Hex Flat Head Cap Screw, No. 6-32 x 3/8", Grade 8
38	G11386	8	Flat Washer, 5/16" SAE
39	G11389	8	Flat Washer, 1/2" Plated SAE
40	G11480	12	Hex Socket Flange Cap Screw, 5/16"-18 x 1"
41	G11924	4	Hex Head Non Serrated Flange Self-Drilling Screw, No. #6-20 x 3/8"
42	GA27145	2	<a href="#">See "Vacuum Fan Assembly" on page P37</a>
43	G10676	36	Hose Clamp, No. 36, Stainless Steel
44	G11972	2	M-NPT Pipe Plug, 1/8"
45	GA25427	1	Diffuser
46	GD35434	1	Diffuser Ring
47	GD35435	1	Diffuser Cap
48	GD2971-26	12	Sleeve, 3/8" I.D x 5/8" O.D. x 1.63" Long
49	G10063	6	Hex Head Cap Screw, 3/8"-16 x 4"

\*Hose not stocked by Kinze repair parts, but is available in bulk (GD36495-600).

(A27145)

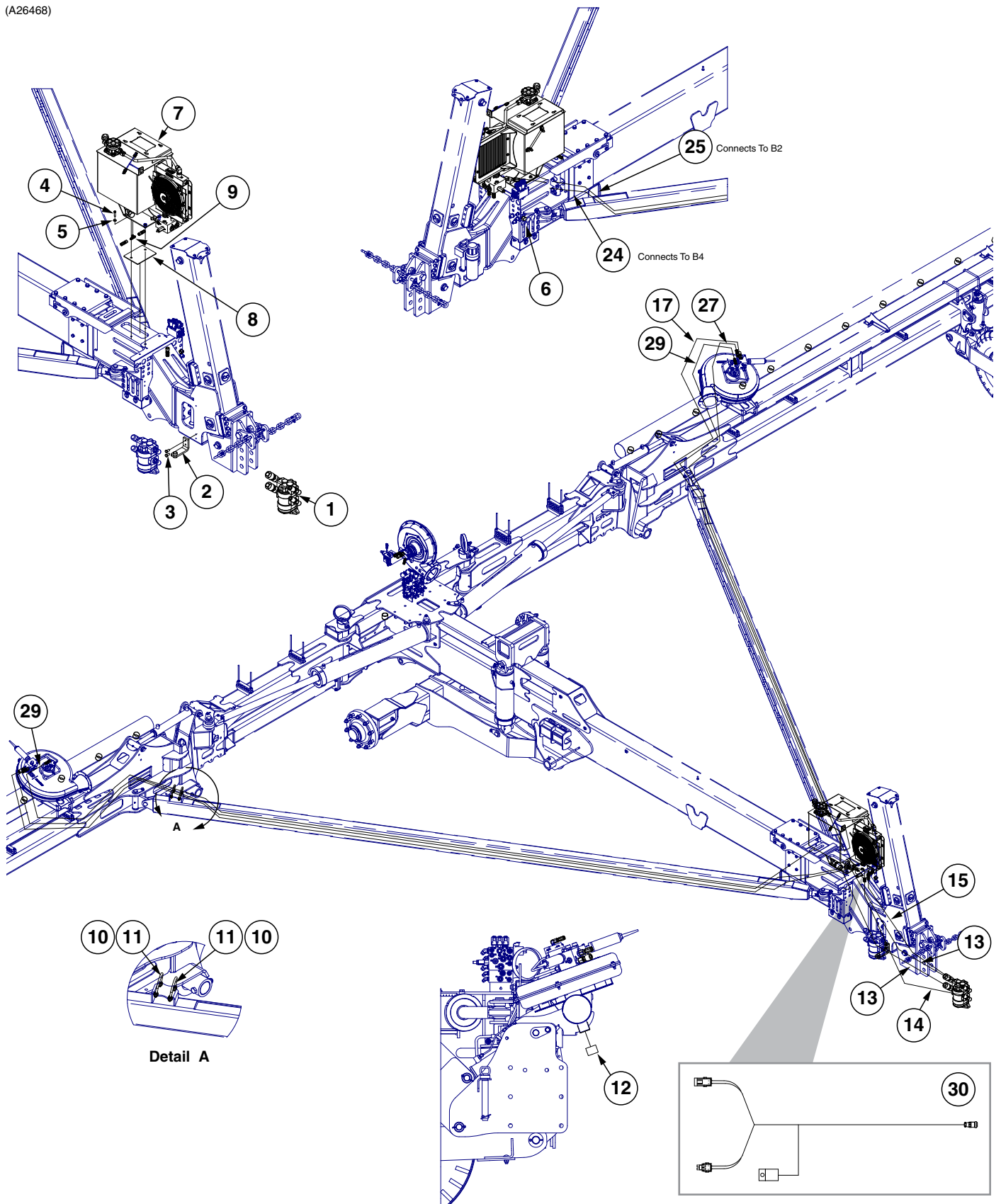


ITEM	PART NO.	QTY.	DESCRIPTION
1	GA21510	1	Impellor
2	G10075001 GD20928	1 -	Overhurd Load Adaptor Bearing (Included W/GA26598)
3	---	---	---
4	GD21300	1	Key
5	GD25644	1	Cover Plate
6	---	---	---
7	GD30882	1	2-Bolt Mount Gasket
8	GD34103	1	Bushing
9	GD35294	1	Hose Barb, 1/8"-27 NPTF x 3/8"
10	GD35447	1	Inlet Housing
11	GD35448	1	Drive Housing
12	G10620	6	Serrated Flange Nut, 5/16"-18
13	G11123	2	Hex Serrated Flange Cap Screw, 3/8"-16 x 3/4"
14	G11124	2	Hex Serrated Flange Cap Screw, 3/8"-16 x 1"
15	G11921	6	Hex Serrated Flange Cap Screw, 5/16"-18 x 1 1/4", Grade 5
16	G11967	1	Nylon Lock Nut, 5/8"-11, Grade 8
17	GA20063	1	<a href="#">See "PWM High Flow Hydraulic Motor" on page P132</a>
A	GA27145	-	Vacuum Fan W/Hydraulic Motor (Includes Items 1-17)



**This page left blank intentionally.**

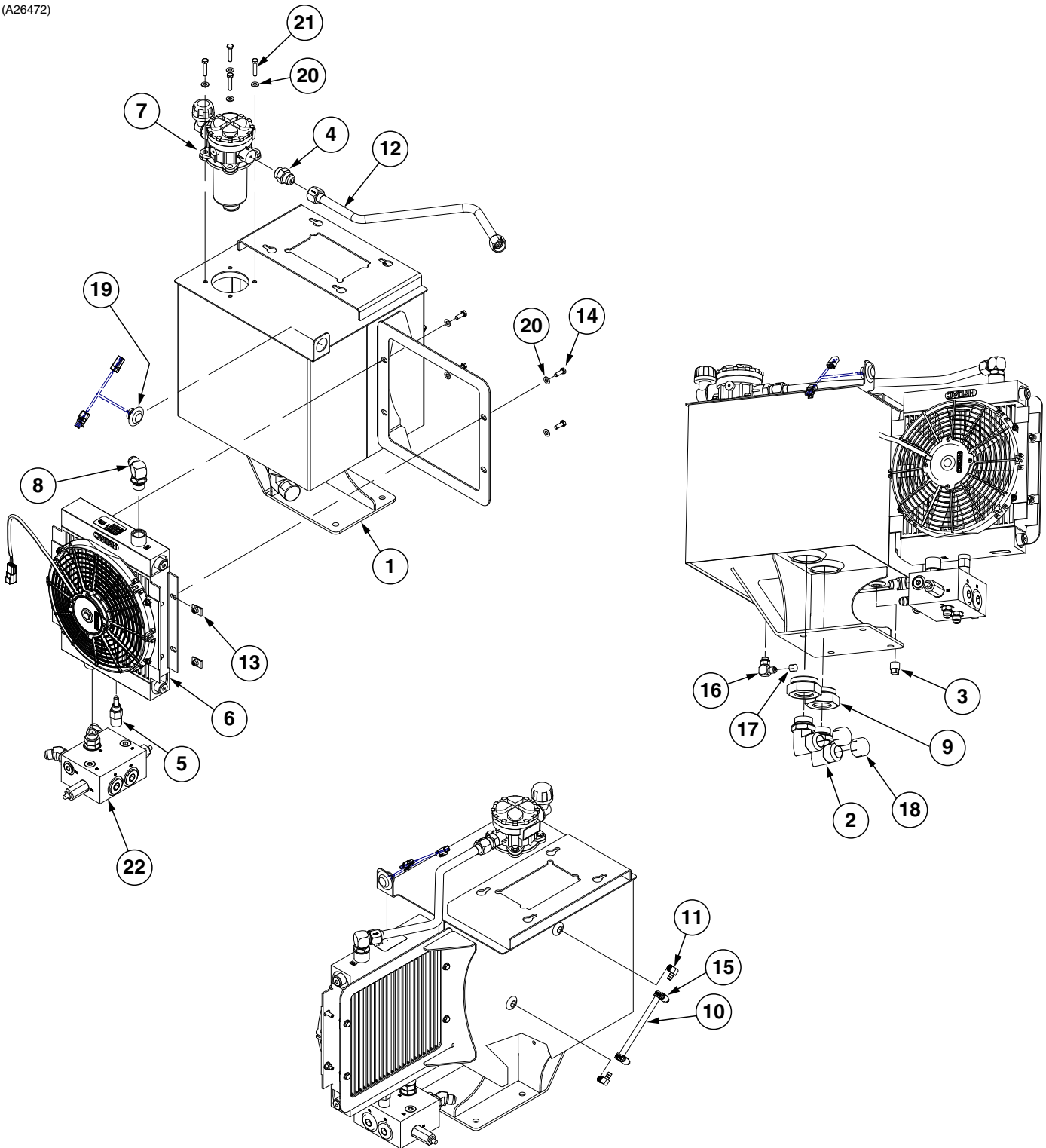
(A26468)



ITEM	PART NO.	QTY.	DESCRIPTION
1	---	1	<a href="#">See "Vacuum PTO Pump" on page P137</a>
2	GA13917	1	Pump Storage
3	G10014	2	Hex Head Cap Screw, ½"-13 x 1"
4	G10003	2	Hex Head Cap Screw, ⅝"-16 x 1½"
5	G10228	2	Lock Washer, ½"
6	G304-C-10	1	Cap Nut, ⅞"-14
7	---	1	<a href="#">See "PTO Pump Assembly" on page P41</a>
8	GD36590	1	PTO Plate Shim
9	G2603-06	1	Tee, ⅞"-18 Male JIC
10	G11091	8	Serrated Flange Nut, ⅜"-16
11	GD35416	2	U-Bolt, ⅜"-16 x 4½"
12	G11147	36	Cap, 2"
13	*A11810-102	2	Hose Assembly, 1¼" x 102" (20F-20F), Corrugated
14	*A18691-102	1	Hose Assembly, ½" x AR 102" (08F - 12F)
15	*A18691-120	1	Hose Assembly, ½" x 120" (08F - 12F)
17	*A11481-366	2	Hose Assembly, ⅝" AR x 366" (10F - 10F)
24	*A25704-285	1	Hose Assembly, ½" AR x 285" (08F - 08M)
25	*A21536-285	1	Hose Assembly, ⅝" AR x 285" (10F - 10M)
27	*A18630-368	2	Hose Assembly, ½" x 368" (08F-08F)
29	*A25691-382	2	Hose Assembly, ⅝" AR x 382" (06F - 06F)
30	GA20283	1	PTO Reservoir Fan Wire Harness

\* Hydraulic hose is not stocked by Kinze Repair Parts.

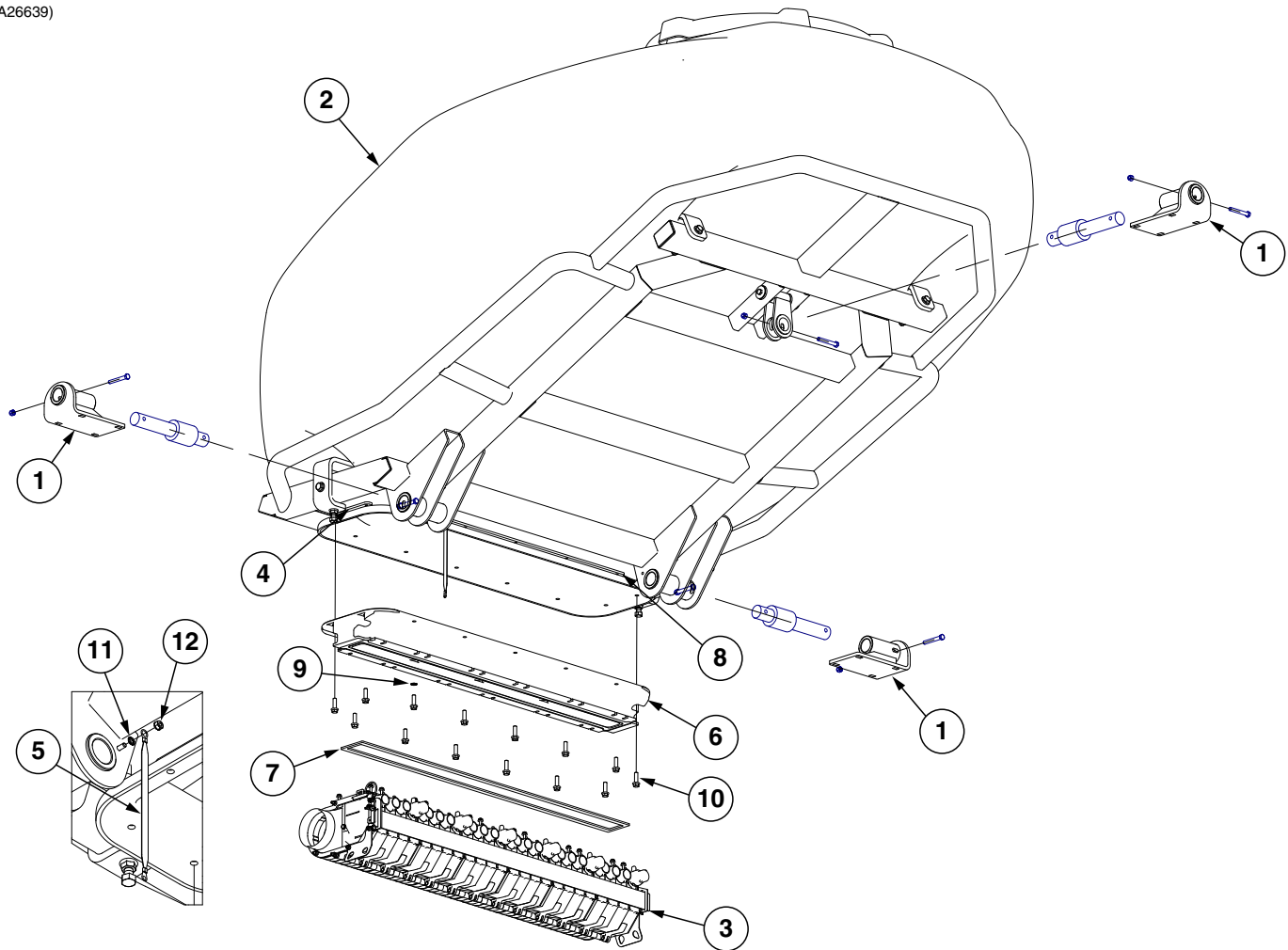
(A26472)



ITEM	PART NO.	QTY.	DESCRIPTION
1	GA26545	1	Hydraulic Reservoir
2	G6801-20	2	Elbow W/O-Ring, 90°, 1½"-12 Male JIC To O-Ring
3	G11602	1	Pipe Plug, ½"
4	G6400-12 GR1467	1 -	Connector, W/O-Ring, 1¼"-12 Male JIC To O-Ring O-Ring
5	GA17115	1	Tempature Sensor
6	GA25353	1	PTO Cooler Fan
7	GA25354	1	Filter Assembly
8	G6801-12 GR1467	1 -	Elbow W/O-Ring, 90°, 1¼"-12 Male JIC To O-Ring O-Ring
9	G6410-32-20	2	Adapter W/O-Ring, 2½"-12 x 1½"-12
10	*D6279-07	1	Clear Plastic Tubing, ¾" x 7.25"
11	GD35381	2	¾" O.D. Brass Barbed x ¼" NPT 90° Elbow
12	GA25979	1	Steel Hydraulic Line
13	GD35476	4	Nut Clip, ⅝"-18
14	G10991	4	Hex Head Cap Screw, ⅝"-18 x ⅞"
15	G10681	2	Hose Clamp, No. 6
16	G6801-06 GR1045	1 -	Elbow W/O-Ring, 90°, ⅝"-18 Male JIC To O-Ring O-Ring
17	G10491	1	Thread Protector, ⅝"-18
18	G11925	2	Thread Protector, 1½"-12
19	GA25491	1	PTO Cooling Fan Indicator Harness
20	G11386	8	Flat Washer, ⅝" SAE
21	G10133	4	Hex Head Cap Screw, ⅝"-18 x 1½"
22	---	1	<a href="#">See "Hydraulic Valve Block on Vacuum Fan Reservoir" on page P139</a>

\*Hose not stocked by Kinze repair parts, but is available in bulk. Order GD6279-00.

(A26639)



ITEM	PART NO.	QTY.	DESCRIPTION
1	GA14041	3	Bulk Fill Tank Mount
2	---	1	<a href="#">See "Bulk Fill Tank Assembly" on page P49</a>
3	---	---	<a href="#">See "Entrainer Assembly" on page P53</a>
4	GD20923	2	Entrainer Mount Tap Block, Short
5	GD27607	1	Ground Strap
6	GD30077	1	Bulk Fill Entrainer Mount, 24 Row
7	GD30078	1	Entrainer Adapter Gasket, 24 Row
8	GD30079	2	Tap Block Entrainer Mount
9	G10529	1	External Tooth Lock Washer, 3/8"
10	G11204	14	Hex Serrated Flange Cap Screw, 3/8"-16 x 1 1/4", Grade 5
11	G11249	1	External Tooth Washer, 1/4"
12	G11528	1	Hex Nut W/External Tooth Washer, 1/4"-20

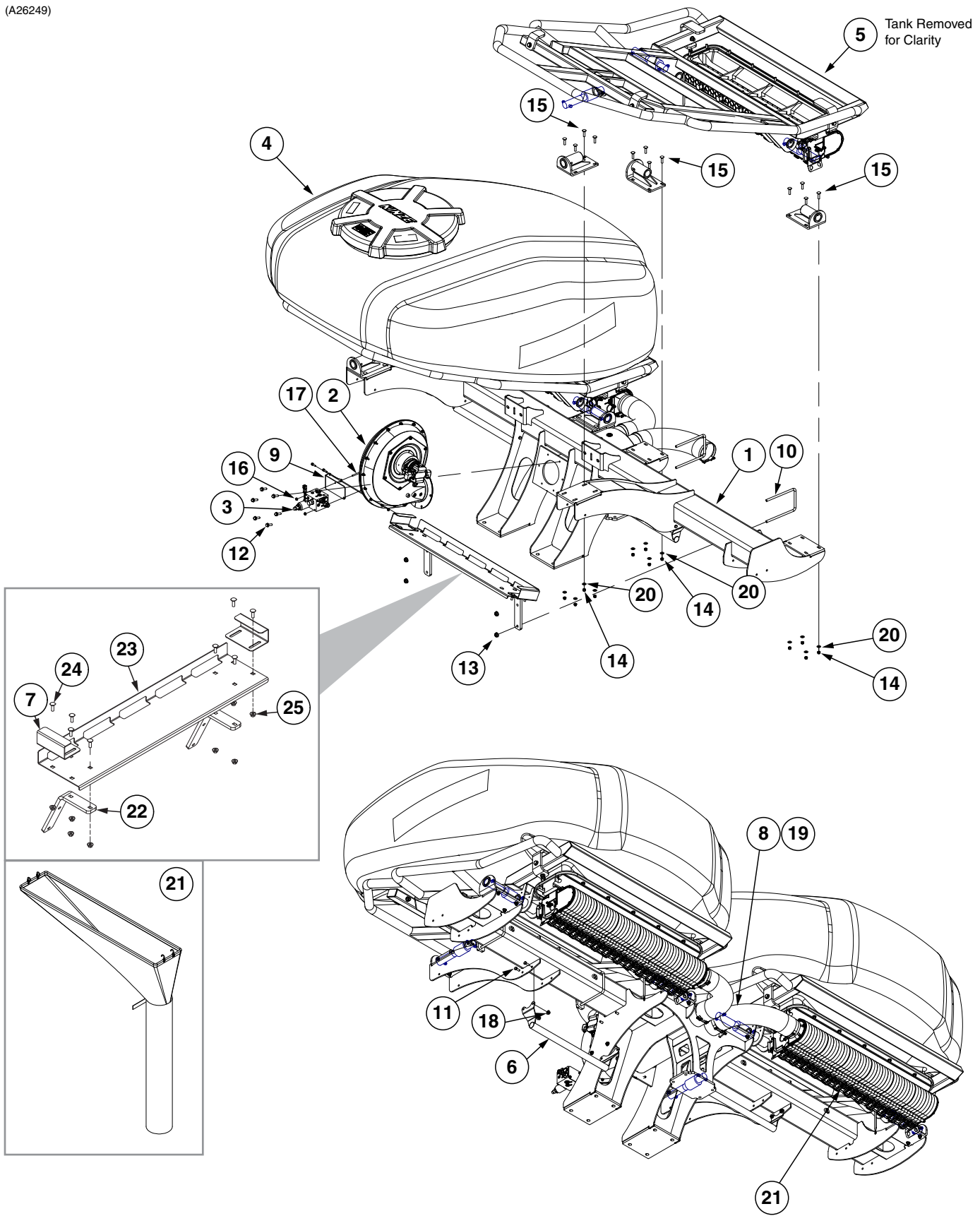
**This page left blank intentionally.**





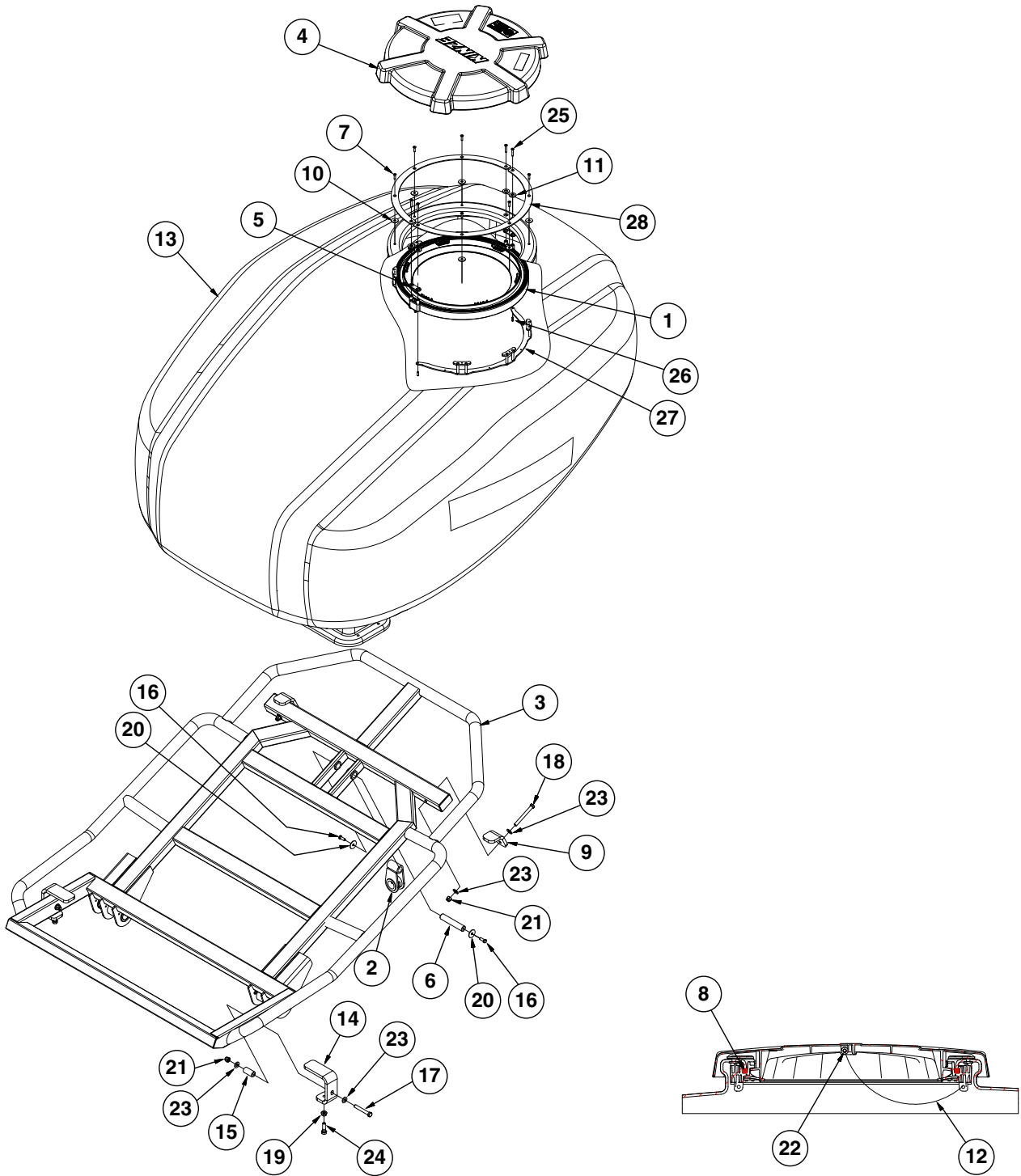
ITEM	PART NO.	QTY.	DESCRIPTION
1	G11124	2	Hex Serrated Flange Cap Screw, 3/8"-16 x 1"
2	GA14574	1	Hydraulic Motor
	GR2000	-	Motor Key
	G6400-04-06	1	Connector W/O-Ring, 7/16"-20 Male JIC to 3/16"-18 O-Ring
	G6801-08-12	1	Swivel Elbow, 3/4"-20 x 1 1/16"-12
	G6801-06-12	1	Swivel Elbow, 3/16"-18 x 1 1/16"-12
3	GA25388	1	Overhurd Load Adapter
	GD20928	-	Bearing (Included W/GA25388)
4	GD21300	1	Key
5	GD25644	1	Cover Plate
6	GR1968	1	Cover Plate
7	GR1969	1	Backing Plate
8	G10621	15	Serrated Flange Nut, 1/4"-20
9	GR1971	1	Flanged Inner Case
10	GR1979	2	Plastic Plug, 7/16"
11	GR2109	1	Impeller
12	GR1978	1	Plastic Plug, 1/4"
13	GR1970	1	Flanged Outer Case
14	G11409	15	Hex Serrated Flanged Cap Screw, 1/4"-20 x 1"
15	GR1967	1	Screen
16	GR1977	6	Fender Washer, 1/4"
17	GR1961	1	Bushing, 5/8"
18	G11518	3	Hex Head Machine Screw, #10-24 x 1"
19	G10257	3	Lock Washer, No. 10
20	G11123	2	Hex Serrated Flange Cap Screw, 3/8"-16 x 3/4"
21	GD30882	1	2-Bolt Mount Gasket
22	GD31305	1	Plug
23	G10988	6	Hex Non-Serrated Flange Cap Screw, 1/4"-20 x 3/4"

(A26249)



ITEM	PART NO.	QTY.	DESCRIPTION
1	GA26320	1	Bulk Fill Tank Mount
2	---	1	<a href="#">See "Bulk Fill Fan Assembly" on page P45</a>
3	---	1	<a href="#">See "Bulk Fill Fan Valve Block" on page P135</a>
4	---	1	<a href="#">See "Bulk Fill Tank and Entrainers" on page P47</a>
5	---	1	<a href="#">See "Bulk Fill Tank and Entrainers" on page P47</a>
6	GA26650	2	Hose Hanger
7	GD20196	2	Clean Out Chute Clip
8	GD19659-02	2	Hose, 4½" x 26"
9	GD36832	1	Bracket
10	GD8306	2	U-Bolt, 7" x 5" x ½"-13
11	G10001	8	Hex Head Cap Screw, ⅜"-16 x 1"
12	G11204	6	Hex Serrated Flange Cap Screw, ⅜"-16 x 1¼", Grade 5
13	G10071	4	Serrated Flange Nut, ½"-13
14	G10108	24	Lock Nut, ⅜"-16
15	G10301	24	Carriage Bolt, ⅜"-16 x 1½"
16	G10621	2	Serrated Flange Nut, ¼"-20
17	G10943	2	Hex Head Cap Screw, ¼"-20 x 4"
18	G11091	8	Serrated Flange Nut, ⅜"-16
19	G11360	4	T-Bolt Hose Clamp, 4½"
20	G11387	24	Hardened Washer, ⅜" SAE
21	GA26599	1	Cleanout Chute
22	GD26509	2	Mounting Bracket
23	GD36654	1	Cleanout Chute Plate
24	G10599	8	Carriage Bolt, ⅜"-16 x 1¼"
25	G11091	8	Serrated Flange Nut, ⅜"-16

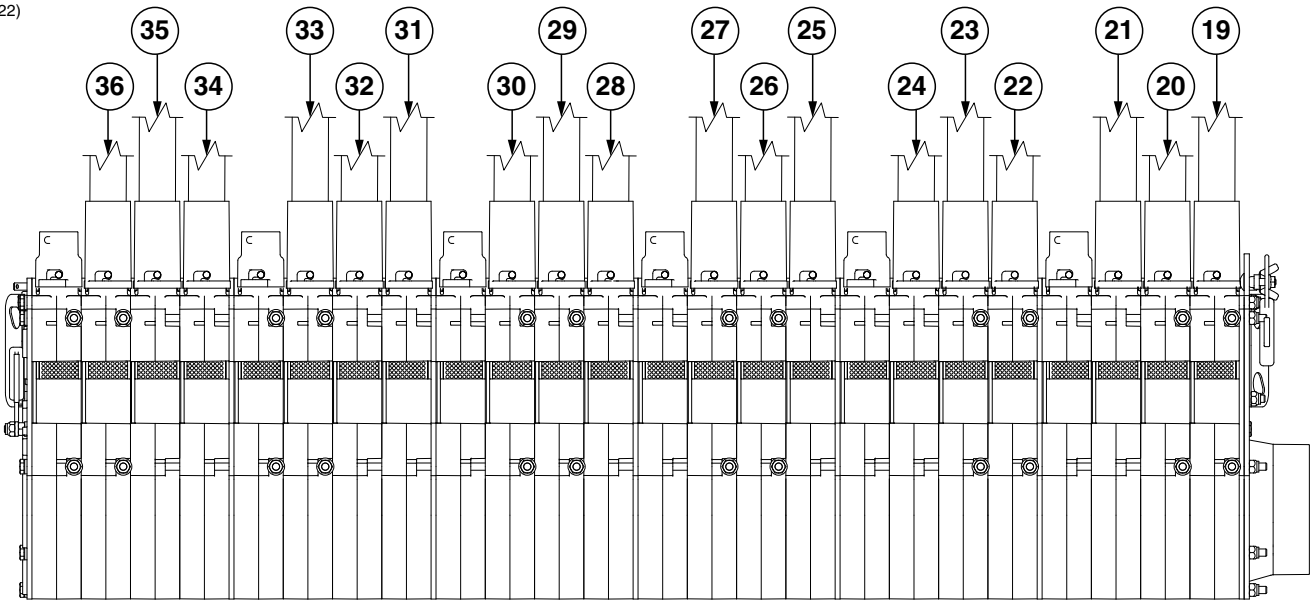
(A20905)



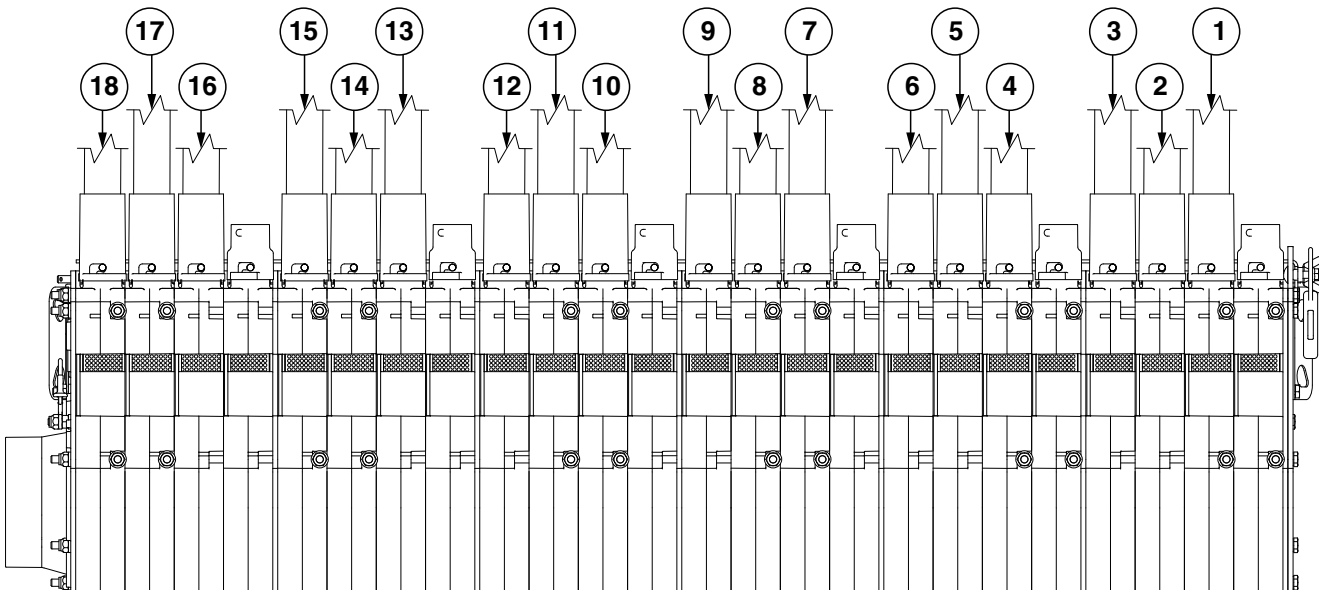
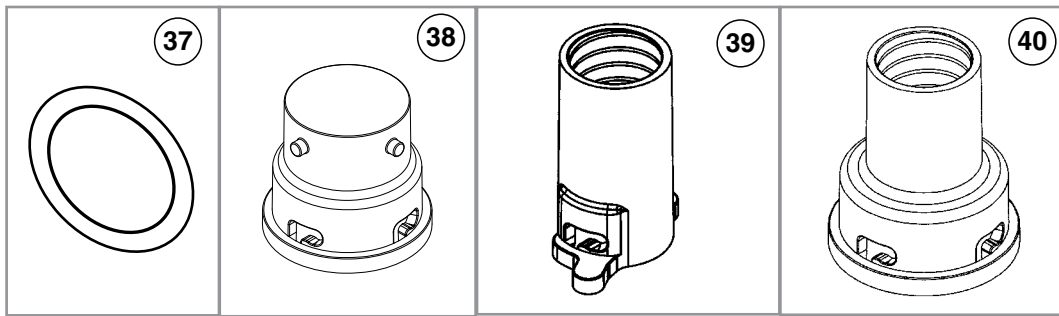
ITEM	PART NO.	QTY.	DESCRIPTION
1	GA16997	1	Bulk Fill Lid Seal Assembly
	GD24386	6	ASD Lid Seal Ring Segment (Included W/GA16997)
	GB0674	1	ASD Tank Latch Ring (Included W/GA16997)
	GB0675	1	ASD Tank Lid Seal (Included W/GA16997)
	G11522	18	Phillip Pan Head Tapping Screw, #8-18 x 5/8" (Included W/GA16997)
2	GA17034	1	Rear Tank Mount
3	GA20904	1	Bulk Fill Tank Support
4	GB0673	1	Bulk Fill Tank Lid
5	GB0905	2	Lid Seal Ring Spacer
6	GD20037	1	Pin, 1" x 5/8"
7	G11180	6	Hex Flat Head Counter Sunk Cap Screw, 1/4"-20 x 1"
8	*GD35274-01	1	Ribbon Sealer, 66 1/2" (Length Used For Tank Lid)
9	GD24695	2	Rear Tank Clip
10	GD35857	6	Foam Seal Washer
11	GD24754	4	Foam Seal
12	GD24879-01	1	Rope Tether, 36"
13	GD35856	1	Bulk Fill Tank
14	GD29811	2	Bulk Fill Tank Side Clip
15	GD4887-27	2	Sleeve, 1" O.D. x .562 I.D. x 2"
16	G10001	2	Hex Head Cap Screw, 3/8"-16 x 1"
17	G10033	2	Hex Head Cap Screw, 1/2"-13 x 3 1/2"
18	G10045	2	Hex Head Cap Screw, 1/2"-13 x 4 1/2"
19	G10071	2	Serrated Flange Nut, 1/2"-13
20	G10201	2	Special Washer, 3/8" x 1 1/2" O.D.
21	G10974	4	Lock Nut W/Nylon Insert, 1/2"-13
22	G11386	1	Flat Washer, 5/16" SAE
23	G11389	8	Flat Washer, 1/2" Plated SAE
24	G11519	2	Hex Head Cap Screw, 1/2"-13 x 1 3/4"
25	G11570	4	Hex Flat Head Cap Screw, 1/4"-20 x 1 1/2"
26	G10601	4	Spring Slot Pin, 1/4" x 3/4"
27	GA25956	2	Lid Support
28	GD35844	2	Top Ring Mount Plate

\*Available in bulk only (21.75').

(Z0422)



R.H. Entrainer

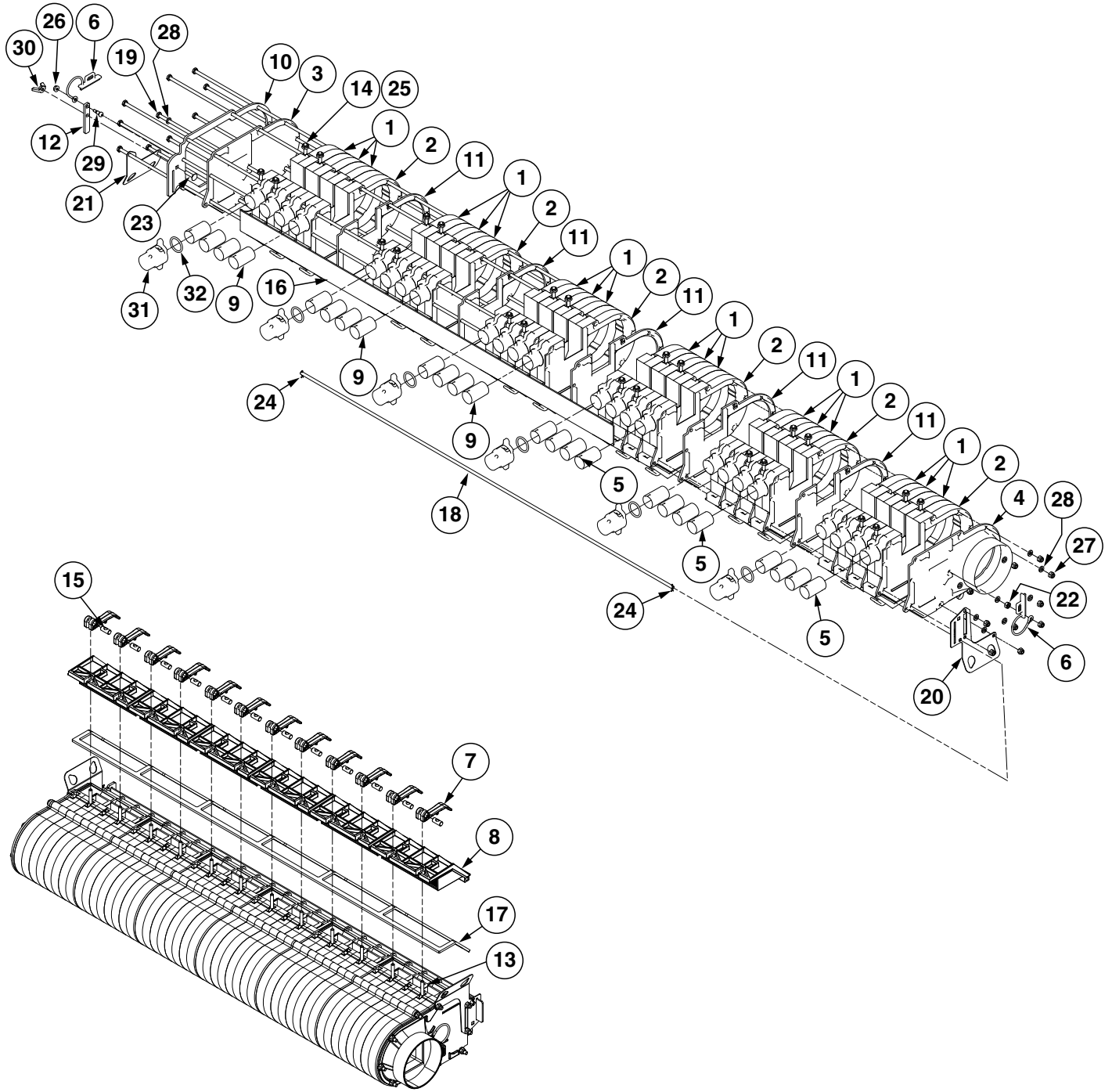


L.H. Entrainer

ITEM	PART NO.	QTY.	DESCRIPTION
1	*A13870-432	1	Hose Assembly, 1¼" x 432"
2	*A13870-409	1	Hose Assembly, 1¼" x 409"
3	*A13870-387	1	Hose Assembly, 1¼" x 387"
4	*A13870-372	1	Hose Assembly, 1¼" x 372"
5	*A13870-348	1	Hose Assembly, 1¼" x 348"
6	*A13870-335	1	Hose Assembly, 1¼" x 335"
7	*A13870-310	1	Hose Assembly, 1¼" x 310"
8	*A13870-286	1	Hose Assembly, 1¼" x 286"
9	*A13870-265	1	Hose Assembly, 1¼" x 265"
10	*A13870-254	1	Hose Assembly, 1¼" x 254"
11	*A13870-248	1	Hose Assembly, 1¼" x 248"
12	*A13870-212	1	Hose Assembly, 1¼" x 212"
13	*A13870-170	1	Hose Assembly, 1¼" x 170"
14	*A13870-138	1	Hose Assembly, 1¼" x 138"
15	*A13870-129	1	Hose Assembly, 1¼" x 129"
16	*A13870-110	1	Hose Assembly, 1¼" x 110"
17	*A13870-88	1	Hose Assembly, 1¼" x 88"
18	*A13870-88	1	Hose Assembly, 1¼" x 88"
19	*A13870-88	1	Hose Assembly, 1¼" x 88"
20	*A13870-88	1	Hose Assembly, 1¼" x 88"
21	*A13870-110	1	Hose Assembly, 1¼" x 110"
22	*A13870-129	1	Hose Assembly, 1¼" x 129"
23	*A13870-154	1	Hose Assembly, 1¼" x 154"
24	*A13870-177	1	Hose Assembly, 1¼" x 177"
25	*A13870-200	1	Hose Assembly, 1¼" x 200"
26	*A13870-248	1	Hose Assembly, 1¼" x 248"
27	*A13870-254	1	Hose Assembly, 1¼" x 254"
28	*A13870-265	1	Hose Assembly, 1¼" x 265"
29	*A13870-286	1	Hose Assembly, 1¼" x 286"
30	*A13870-323	1	Hose Assembly, 1¼" x 323"
31	*A13870-335	1	Hose Assembly, 1¼" x 335"
32	*A13870-348	1	Hose Assembly, 1¼" x 348"
33	*A13870-372	1	Hose Assembly, 1¼" x 372"
34	*A13870-387	1	Hose Assembly, 1¼" x 387"
35	*A13870-409	1	Hose Assembly, 1¼" x 409"
36	*A13870-432	1	Hose Assembly, 1¼" x 432"
37	GD19509	-	O-Ring, Large
	GD19508	-	Small O-Ring
38	GB0430	-	Bulk Fill Large Cap
39	GB0429	-	Seed Entrainer Quick Coupler
40	GB0425	-	Dissipator Quick Coupler

\*Hose not stocked by Kinze repair parts, but is available in bulk (GR1947).

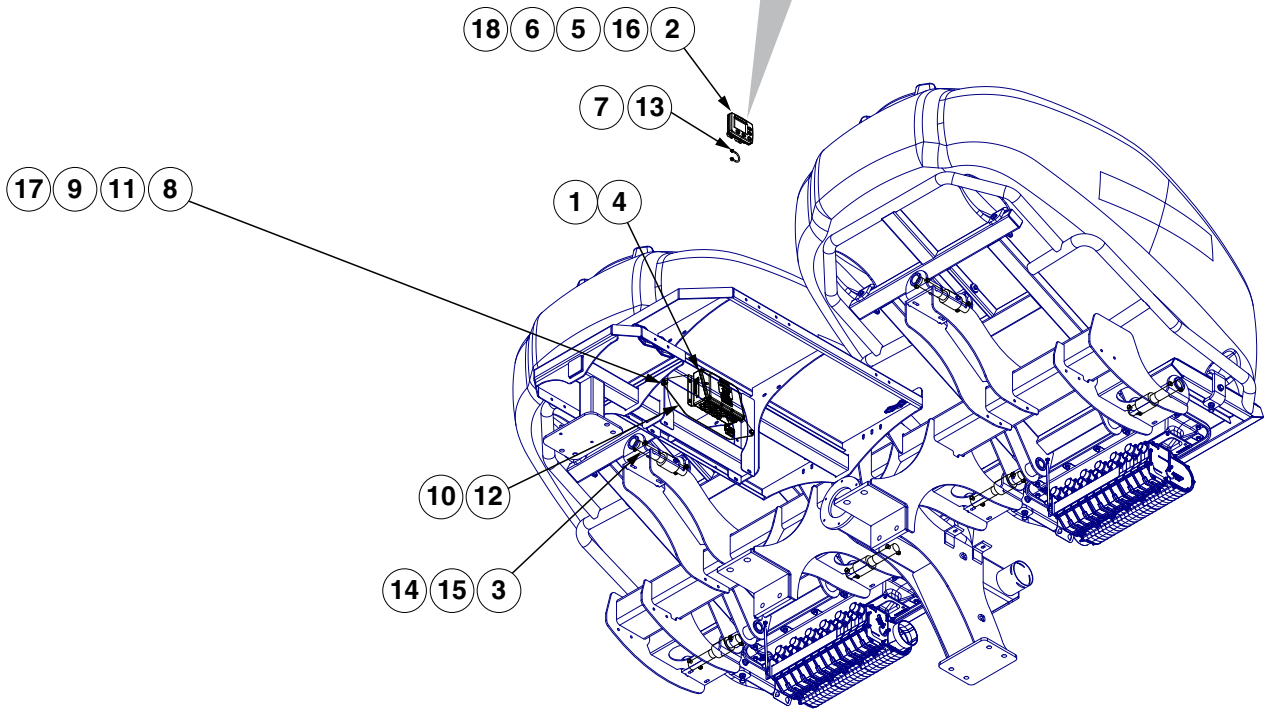
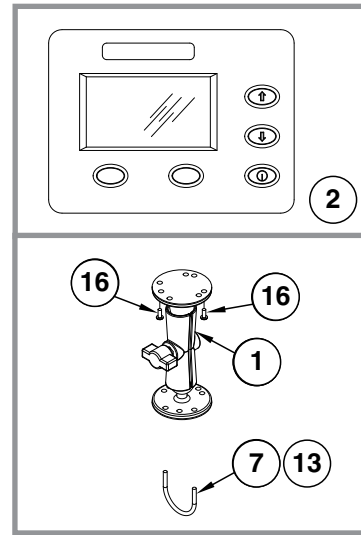
(A26636)





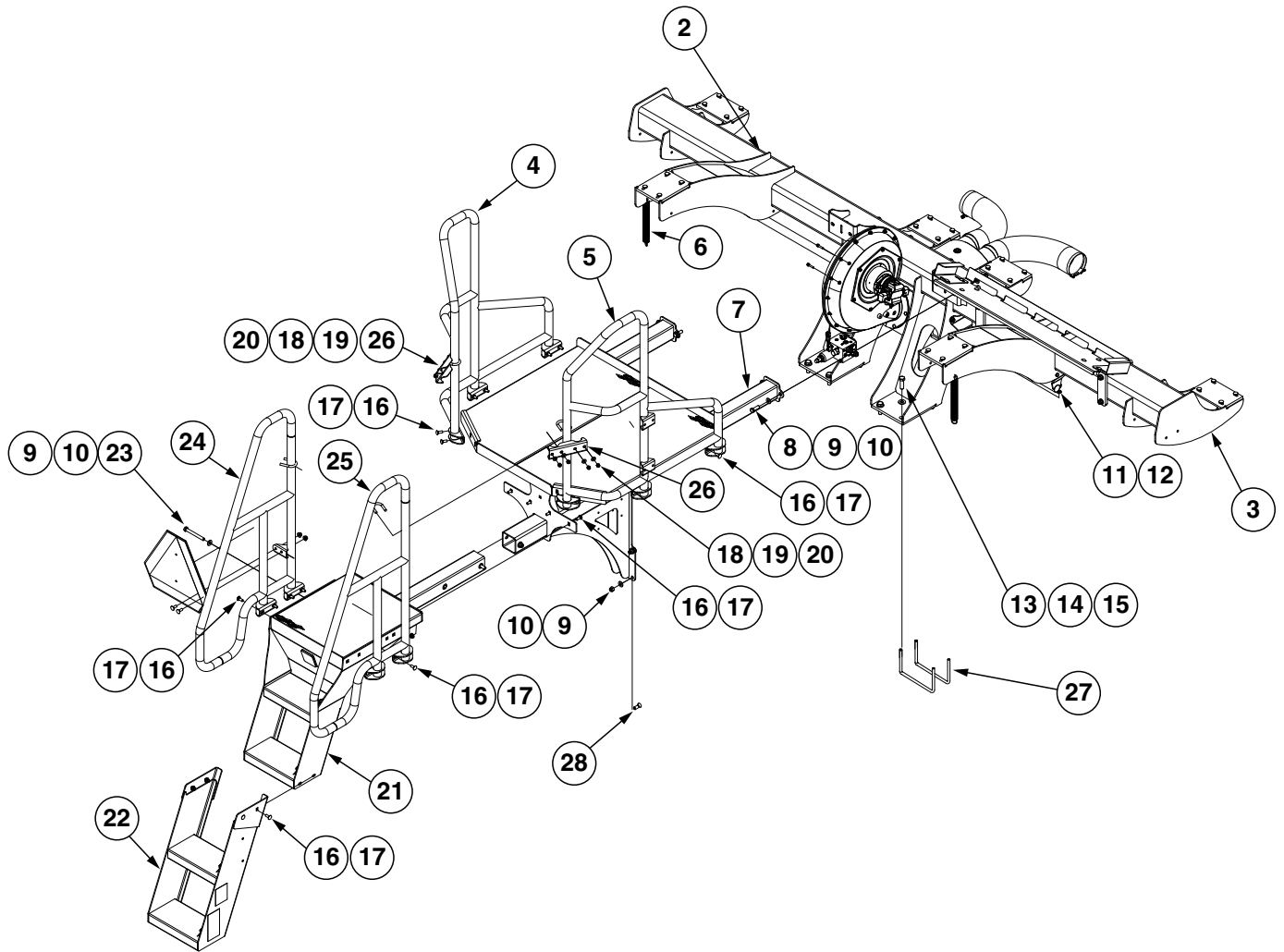
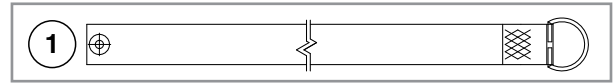
ITEM	PART NO.	QTY.	DESCRIPTION
1	GB0427	18	Bulk Fill Seed Entrainer
2	GB0433	6	Bulk Fill Seed Entrainer Door Section
3	GB0434	1	Bulk Fill Seed Entrainer End Cap
4	GB0435	1	Bulk Fill Seed Entrainer Air Inlet, L.H.
	GB0436	-	Bulk Fill Seed Entrainer Air Inlet, R.H.
5	GB0438	12	Air Orifice By-Pass
6	GB0444	2	Bulk Fill Shutoff Door Plug
7	GB0501	12	Latch Handle
8	GB0502	6	Bulk Fill Cleanout Door Assembly
9	GB0922	12	Bulk Fill By-Pass Air Orifice
10	GD19635	1	Bulk Fill Retainment Ring
11	GD19665	5	Bulk Fill Spacer Plate
12	GD19695	1	Bulk Fill Slide Latch
13	GD19864	12	Eye Bolt, ¼"-20 x 1.83"
14	GD19865	24	Eye Bolt, ¼"-20 x 1.47"
15	GD21080	12	Cam Nut, ¼"-20
16	GD36838	1	Bulk Fill Shutoff Door
17	GD30239	1	Cleanout Door Gasket, 24 Row
18	GD30240	1	Cleanout Door Hinge Rod, 24 Row
19	G10051101	10	Hex Head Cap Screw, ¼"-20 x 43.35", Grade 2
20	GD36839	1	Bulk Fill Chute Hanger
21	GD31307	1	Bulk Fill Chute Hanger
22	G10103	1	Hex Nut, ¼"-20
23	G10316	1	Carriage Bolt, ¼"-20 x 1"
24	G10455	2	Cotter Pin, ⅛" x ½"
25	G10621	24	Serrated Flange Nut, ¼"-20
26	G10992	1	Serrated Flange Nut, No. 10-24
27	G11320	10	Lock Nut, ¼"-20, Grade B
28	G11328	11	Washer, ¼"
29	G11332	1	Hex Socket Head Set Screw, ¼" x No. 10-24 x ⅜"
30	G11464	1	Wing Nut, ¼"-20
31	GB0431	6	Bulk Fill Small Cap
32	GD19508	6	Small O-Ring
A	GA26636	-	L.H. Outside Entrainer Assembly (Includes Items 1-32)
B	GA26637	-	R.H. Outside Entrainer Assembly (Includes Items 1-32)

(A26927)



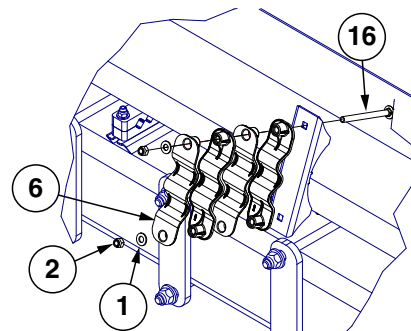
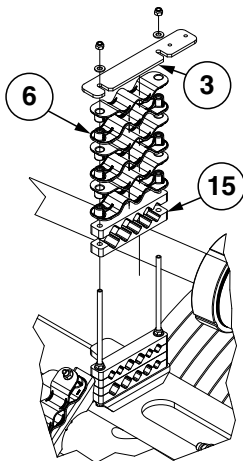
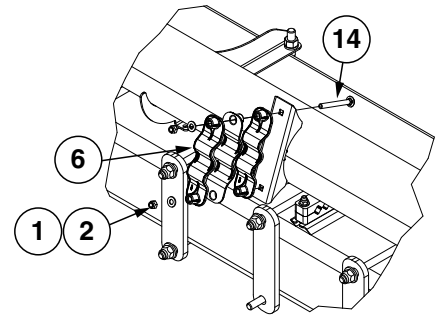
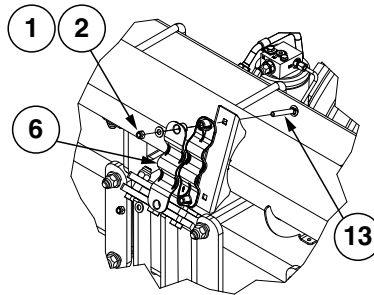
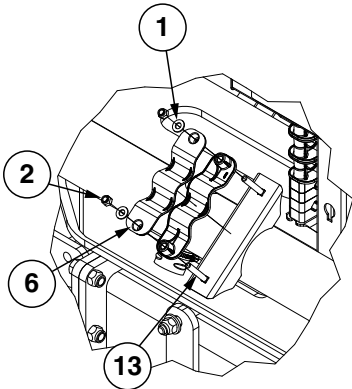
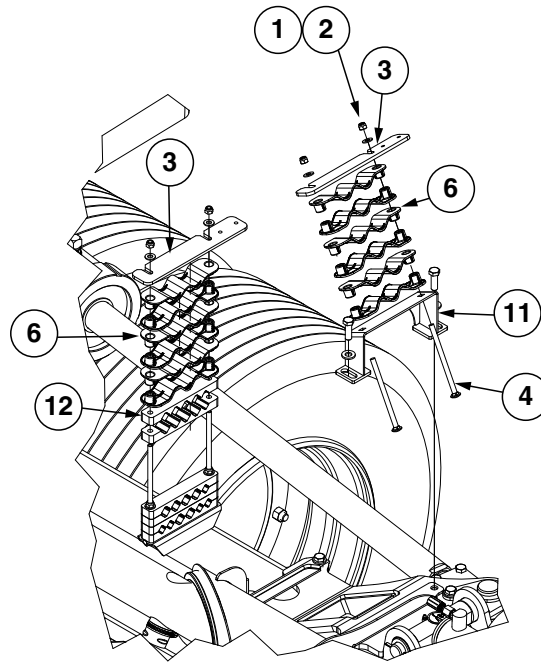
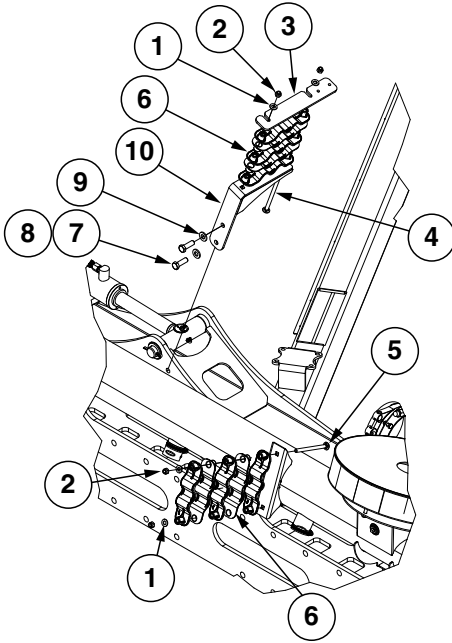
ITEM	PART NO.	QTY.	DESCRIPTION
1	GA12403	1	Mounting Bracket Assembly, Includes: (2) Mounting Brackets, (2) Connector Halves, (1) Compression Spring, (1) Tension Knob, (1) ¼"-20 x 1¾" Hex Head Cap Screw, (1) ¼" Plastic Washer, (1) ¼" Steel Washer
2	GA14133	1	Bulk Fill Scale Display
3	GA14135	6	Load Cell
4	G10002701	1	CAN Scale Module
5	GA19388	1	Bulk Fill Scale CAN Cable
6	---	---	---
7	GD20282	1	U-Bolt, #10-32
8	GD26310	1	Module Mounting Bracket
9	G10002	2	Hex Head Cap Screw, ⅜"-16 x ¾"
10	G10621	4	Serrated Flange Nut, ¼"-20
11	G10622	2	Serrated Flange Nut, ⅜"-16
12	G10020	4	Hex Head Cap Screw, ¼"-20 x ⅝"
13	G11284	2	Serrated Flange Nut, #10-32
14	G10325	12	Hex Head Cap Screw, ⅜"-16 x 2¾"
15	G10108	12	Lock Nut, ⅜"-16
16	G11216	2	Phillips Pan Head Machine Screw, No. 10-32 x ½", Stainless Steel
17	G11387	2	Hardened Washer, ⅜" SAE
18	GA26347	1	Bulk Fill Scale Harness, 4700

(A26318)



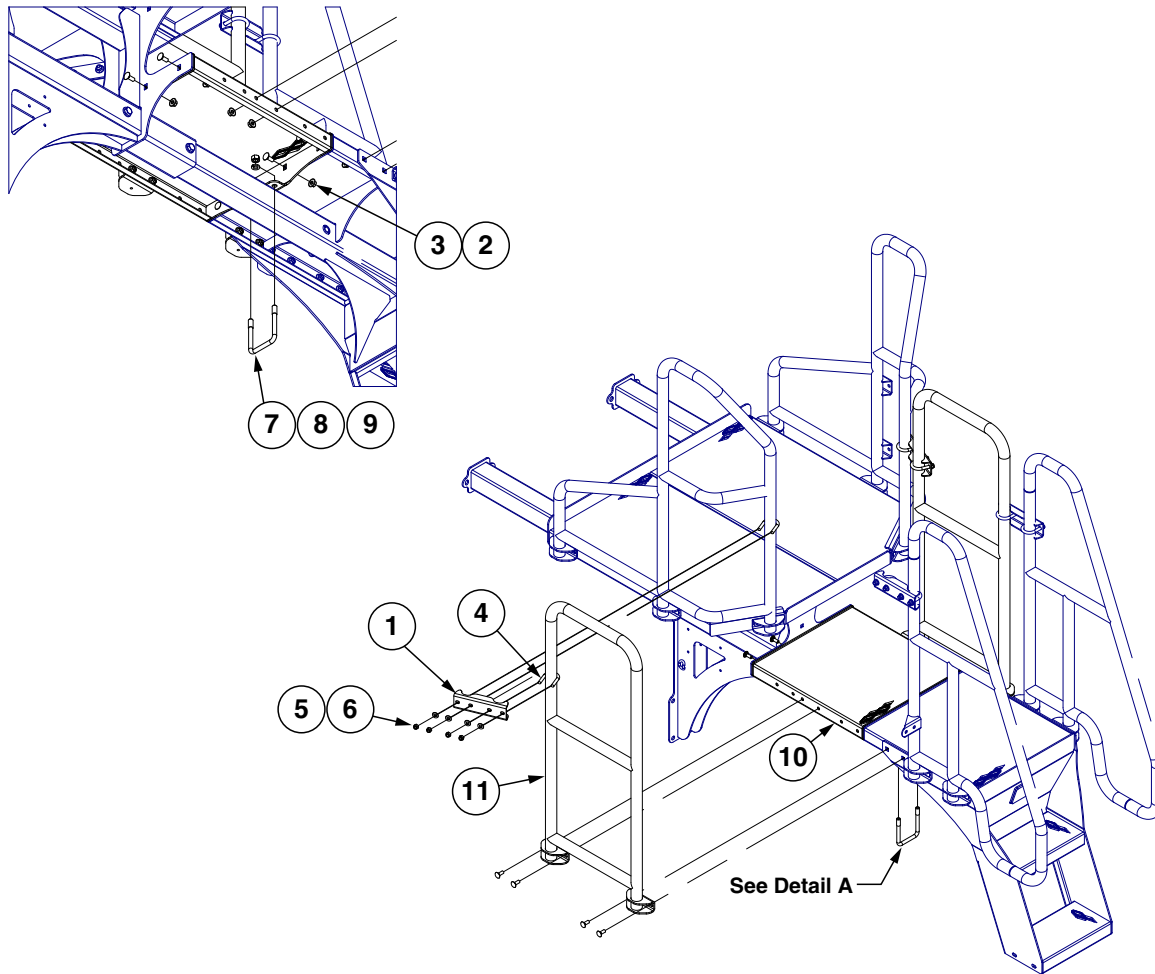
ITEM	PART NO.	QTY.	DESCRIPTION
1	GA14152	2	Hose Strap
2	---	---	---
3	---	-	<a href="#">See "Bulk Fill Tank and Entrainers" on page P47</a>
4	GA26364	1	R.H. Handrail
5	GA26363	1	L.H. Handrail
6	GD0829	2	Spring
7	GA26359	1	Catwalk
8	G10017	8	Hex Head Cap Screw, ½"-13 x 1½"
9	G10111	10	Lock Nut, ½"-13
10	G11389	20	Flat Washer, ½" Plated SAE
11	G10228	4	Lock Washer, ½"
12	G10102	4	Hex Nut, ½"-13
13	G10008	8	Hex Head Cap Screw, ⅝"-11 x 2"
14	G11391	8	Flat Washer, ⅝" SAE
15	G11415	8	Serrated Flange Nut, ⅝"-11
16	G10305	28	Carriage Bolt, ⅜"-16 x 1"
17	G11091	28	Serrated Flange Nut, ⅜"-16
18	G10108	44	Lock Nut, ⅜"-16
19	GD27190	4	U-Bolt, 1½" x ⅜"-16
20	G11387	44	Flat Washer, ⅜" SAE
21	GA26366	1	Catwalk Ladder
22	GA24725	1	Ladder
23	G10045	2	Hex Head Cap Screw, ½"-13 x 4½"
24	GA26362	1	L.H. Handrail
25	GA26361	1	R.H. Handrail
26	GD34545	2	Bracket
27	GD34924	2	U-Bolt, 8" x 5" x ½"-13
28	G10574	4	Carriage Bolt, ½"-13 x 1¼"

(A26318)



ITEM	PART NO.	QTY.	DESCRIPTION
1	G11387	44	Flat Washer, 3/8" SAE
2	G10108	44	Lock Nut, 3/8"-16
3	GD36427	8	Mounting Plate
4	G11970	8	Carriage Bolt, 3/8"-16 x 5 1/2"
5	G11326	4	Carriage Bolt, 3/8"-16 x 5"
6	GB0969	90	5 Position Wave Stacker
7	G10017	8	Hex Head Cap Screw, 1/2"-13 x 1 1/2"
8	G10071	4	Serrated Flange Nut, 1/2"-13
9	G11389	20	Flat Washer, 1/2" Plated SAE
10	GA26700	2	Vacuum Bracket
11	GA26701	2	Vacuum Bracket
12	GD36241	4	Hydraulic Hose Mount
13	G10317	12	Carriage Bolt, 3/8"-16 x 2 1/2"
14	G10307	4	Carriage Bolt, 3/8"-16 x 3 1/2"
15	GD36238	4	Hydraulic Hose Mount
16	G11732	8	Carriage Bolt, 3/8"-16 x 4 1/2", Grade 5

(A26531)

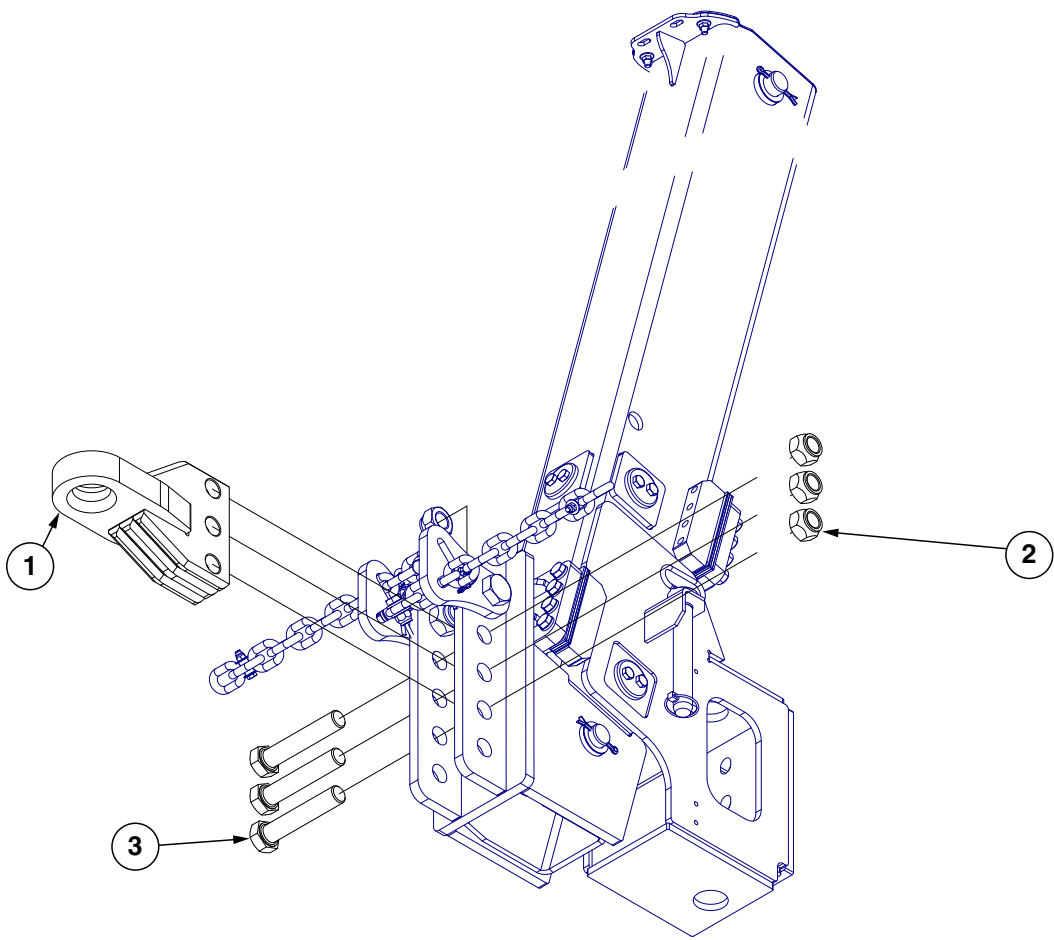


ITEM	PART NO.	QTY.	DESCRIPTION
1	GD34545	2	Bracket
2	G10305	16	Carriage Bolt, 3/8"-16 x 1"
3	G11091	16	Serrated Flange Nut, 3/8"-16
4	GD27190	4	U-Bolt, 1 1/2" x 3/8"-16
5	G11387	8	Flat Washer, 3/8" SAE
6	G10108	8	Lock Nut, 3/8"-16
7	GD4743	1	U-Bolt, 3" x 3" x 1/2"-13
8	G10228	2	Lock Washer, 1/2"
9	G10102	2	Hex Nut, 1/2"-13
10	GA26365	1	Top Catwalk
11	GA26360	2	Handrail



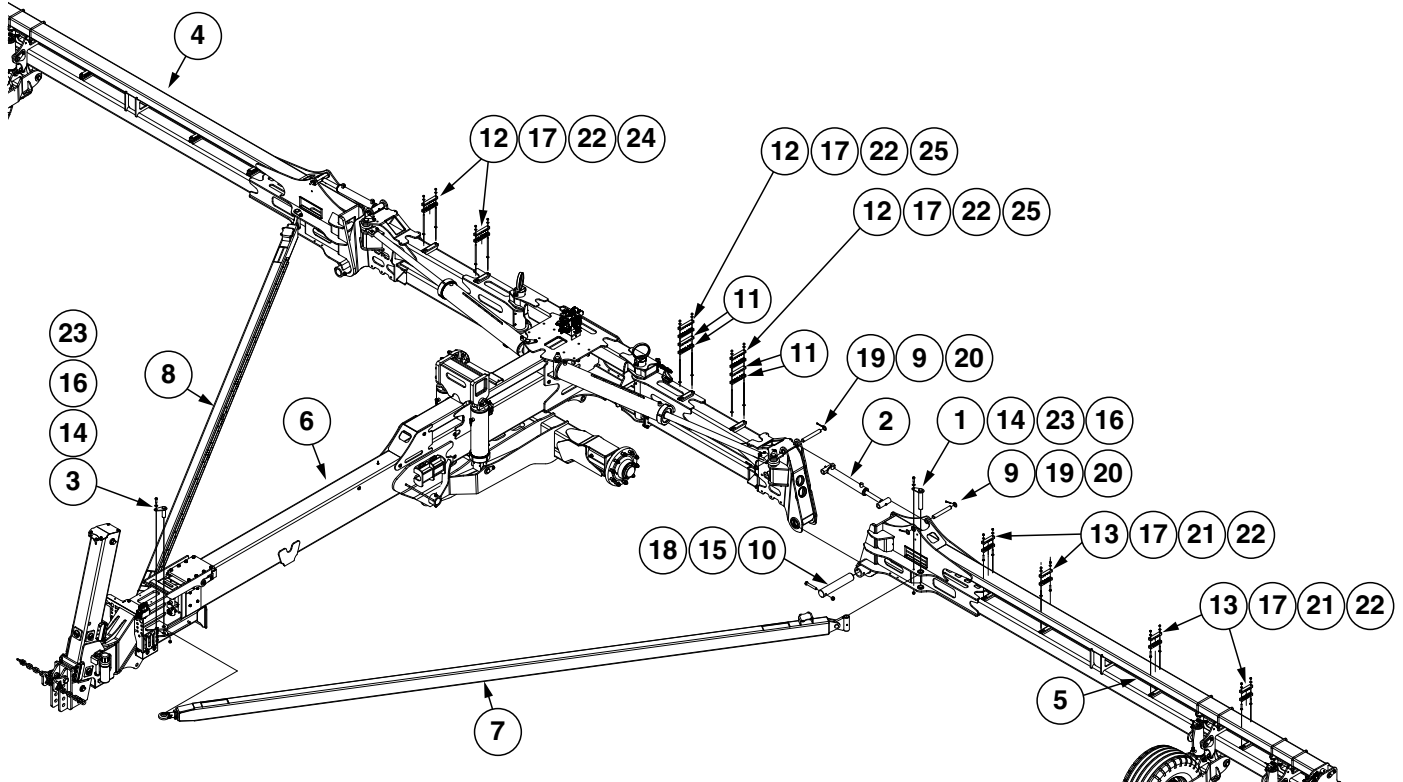
**This page left blank intentionally.**

(A26446)



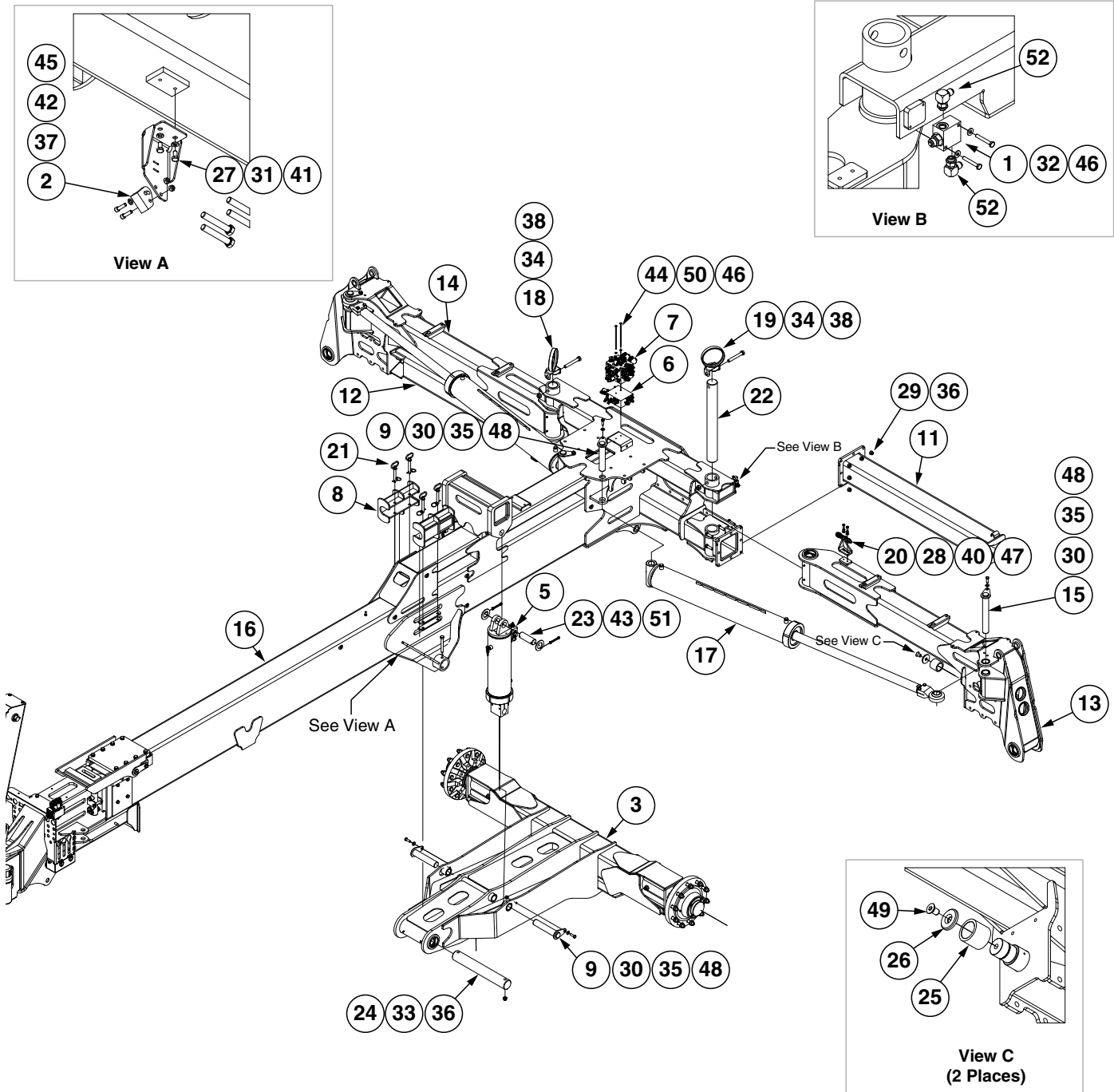
ITEM	PART NO.	QTY.	DESCRIPTION
1	GA21599 GA26432	1 -	Clevis, Cat 4 Clevis, Cat 5
2	G10157	3	Lock Nut, 1 1/4"-7
3	G10042	3	Hex Head Cap Screw, 1 1/4"-7 x 6 1/2"

(A26300)



ITEM	PART NO.	QTY.	DESCRIPTION
1	GA17265	2	Hammer Strap Pin
2	GA26975	2	<a href="#">See "Wing Down Pressure Cylinder" on page P119</a>
3	GA25330	2	Draft Link Front Pin
4	---	1	<a href="#">See "R.H. Wing" on page P69</a>
5	---	1	<a href="#">See "L.H. Wing" on page P71</a>
6	---	1	<a href="#">See "H-Frame, Hitch, and Axle" on page P65</a>
7	GA26301	1	Draft Link, L.H.
8	GA26302	1	Draft Link, R.H.
9	GD29104-12	4	Pin, 1 1/4" x 9.38"
10	GD36102	2	Wing Pin
11	GD36238	4	Hydraulic Hose Mount
12	GD36239	8	Hydraulic Hose Mount
13	GD36242	16	Hydraulic Hose Mount
14	G10039	4	Hex Head Cap Screw, 1/2"-13 x 1 3/4"
15	G10050	2	Hex Head Cap Screw, 3/4"-10 x 5"
16	G10071	4	Serrated Flange Nut, 1/2"-13
17	G10108	24	Lock Nut, 3/8"-16
18	G10112	2	Lock Nut, 3/4"-10
19	G10159	8	Washer, 1 7/8", 10 Gauge (.1345")
20	G10460	8	Cotter Pin, 1/4" x 2"
21	G11119	16	Carriage Bolt, 3/8"-16 x 2 1/4"
22	G11387	24	Flat Washer, 3/8" SAE
23	G11389	4	Flat Washer, 1/2" Plated SAE
24	G11969	4	Carriage Bolt, 3/8"-16 x 9", Grade 5
25	G11964	4	Carriage Bolt, 3/8"-16 x 10 1/2", Grade 5

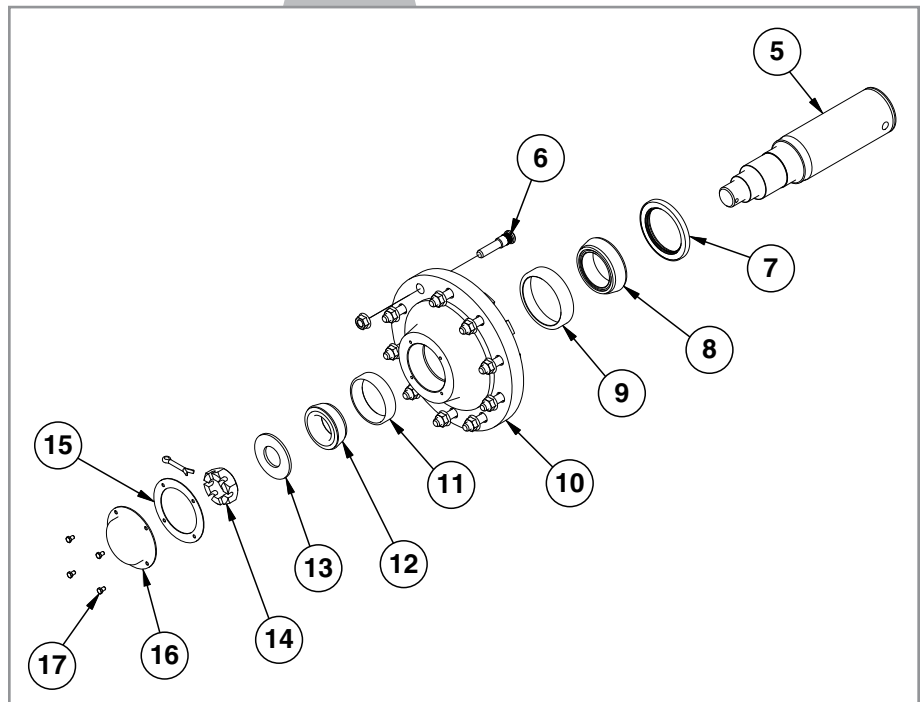
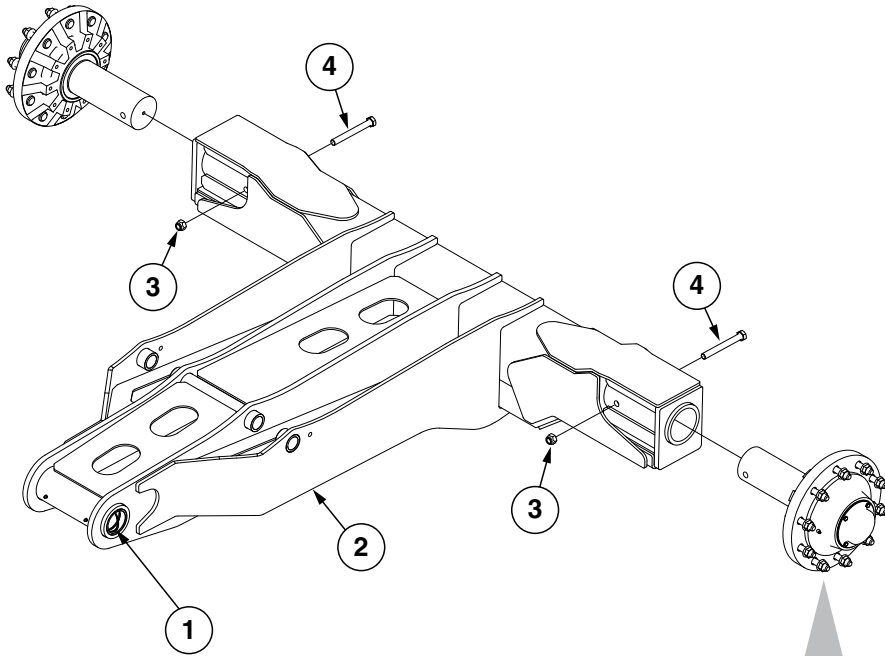
(A26257)



ITEM	PART NO.	QTY.	DESCRIPTION
1	GA15784	1	Interlock Valve
	GR2083	-	Seal Kit
2	GA18353	1	Position Switch Magnetic Reed
3	---	1	<a href="#">See "Transport Axle W/Hubs" on page P67</a>
5	GA27043	2	<a href="#">See "Master Cylinder (Center)" on page P117</a>
6	---	1	<a href="#">See "Fold/Marker Manifold Block" on page P127</a>
7	---	1	<a href="#">See "Lift/Down Force Manifold Block" on page P123</a>

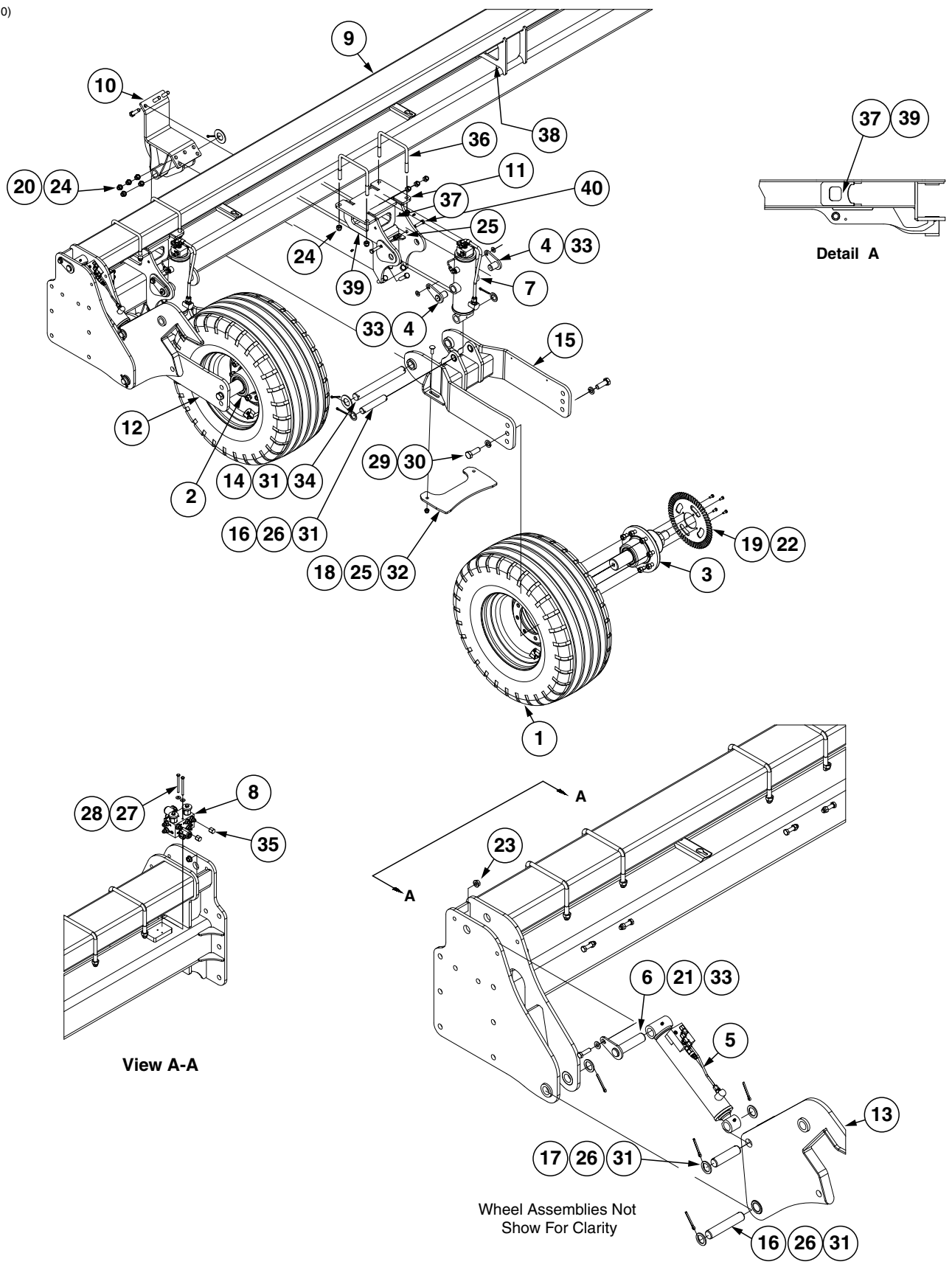
ITEM	PART NO.	QTY.	DESCRIPTION
8	GA26024	2	Axle Cylinder Lock Up
9	GA24909	4	Fold Cylinder Mount Pin
10	---	-	---
11	GA26180	1	Left Center Frame
12	GA26181	1	Right Center Frame
13	GA26747	1	L.H. Stub Wing
14	GA26748	1	R.H. Stub Wing
15	GA26202	2	Hammer Strap
16	---	1	<a href="#">See "Hitch Assembly" on page P75</a>
17	GA26222	2	<a href="#">See "Fold Cylinder" on page P113</a>
18	GA26258	1	Hose Protector, R.H.
19	GA26259	1	Hose Protector, L.H.
20	GA26261	1	Limit Valve Adjustment Assembly
21	GA6189	4	Hitch Pin W/Lynch Pin
22	GD34810-02	2	Pin, 3" x 27½"
23	GD34811-01	2	Pin, 1¾" x 5⅝"
24	GD34813-01	1	Pin, 3" x 21¼"
25	GD34905	2	Stub Wing Roller
26	GD34906	2	Roller Retainer
27	GD36504	1	Position Switch Mount
28	G10001	2	Hex Head Cap Screw, ⅜"-16 x 1"
29	G10008	16	Hex Head Cap Screw, ⅝"-11 x 2"
30	G10017	6	Hex Head Cap Screw, ½"-13 x 1½"
31	G10018	2	Hex Head Cap Screw, ⅝"-18 x ⅝"
32	G10040	2	Hex Head Cap Screw, ¼"-20 x 1¾"
33	G10046	2	Hex Head Cap Screw, ⅝"-11 x 5"
34	G10058	2	Hex Head Cap Screw, ¾"-10 x 5½"
35	G10071	6	Serrated Flange Nut, ½"-13
36	G10107	18	Lock Nut, ⅝"-11
37	G10110	2	Lock Nut, ¼"-20, Grade B
38	G10112	2	Lock Nut, ¾"-10
39	---	-	---
40	G10229	2	Lock Washer, ⅜"
41	G10232	2	Lock Washer, ⅝"
42	G10252	2	Hex Socket Head Cap Screw, ¼"-20 x ⅞", Grade 8
43	G10461	4	Cotter Pin, ⅜" x 3"
44	G10621	2	Serrated Flange Nut, ¼"-20
45	G11328	1	Washer, ¼"
46	G11385	4	Flat Washer, ¼" SAE
47	G11387	2	Flat Washer, ⅜" SAE
48	G11389	6	Flat Washer, ½" Plated SAE
49	G11853	2	Hex Flat Head Cap Screw, ¾"-10 x 1¼"
50	G11854	2	Hex Head Cap Screw, ¼"-20 x 8", Grade 5
51	G11856	4	Flat Washer, 1¾"
52	G6801-06	2	Elbow W/O-Ring, 90°, ⅝"-18 Male JIC To O-Ring
	GR1045	-	O-Ring
54	GD35414-22.5	2	Edge Trim Protection, ⅜" x ⅝" x 22½"

(A24568)



ITEM	PART NO.	QTY.	DESCRIPTION
1	GD5247-10	2	Sleeve, 2 $\frac{3}{8}$ " O.D. x 1.765" I.D. x 1 $\frac{1}{8}$ "
2	GA24569	1	Transport Axle <b>(Non-Stock Item)</b>
3	G10112	2	Lock Nut, $\frac{3}{4}$ "-10
4	G10400	2	Hex Head Cap Screw, $\frac{3}{4}$ "-10 x 6 $\frac{1}{2}$ "
5	GD13740	1	Spindle, 4 $\frac{1}{2}$ "
6	GR1681	10	Bolt, $\frac{3}{4}$ "-16 x 3 $\frac{7}{8}$ "
	G10625	10	Flange Nut, $\frac{3}{4}$ "-16
7	GA0532	1	Seal
8	GA0531	1	Inner Bearing
9	GR0191	1	Inner Cup
10	GB0320	1	Hub, 10 Holes
11	GR0192	1	Outer Cup
12	GA0530	1	Outer Bearing
13	G11398	1	Flat Washer, 2" SAE
14	G10726	1	Slotted Hex Nut, 2"-12
	G10471	1	Cotter Pin, $\frac{3}{8}$ " x 2 $\frac{1}{2}$ "
15	GD1359	1	Seal
16	GD1360	1	Dust Cap
17	G10054	4	Hex Head Cap Screw, $\frac{5}{16}$ "-18 x $\frac{1}{2}$ "
A	GA9315	2	Hub And Spindle Assembly (Items 5-17)

(A26210)

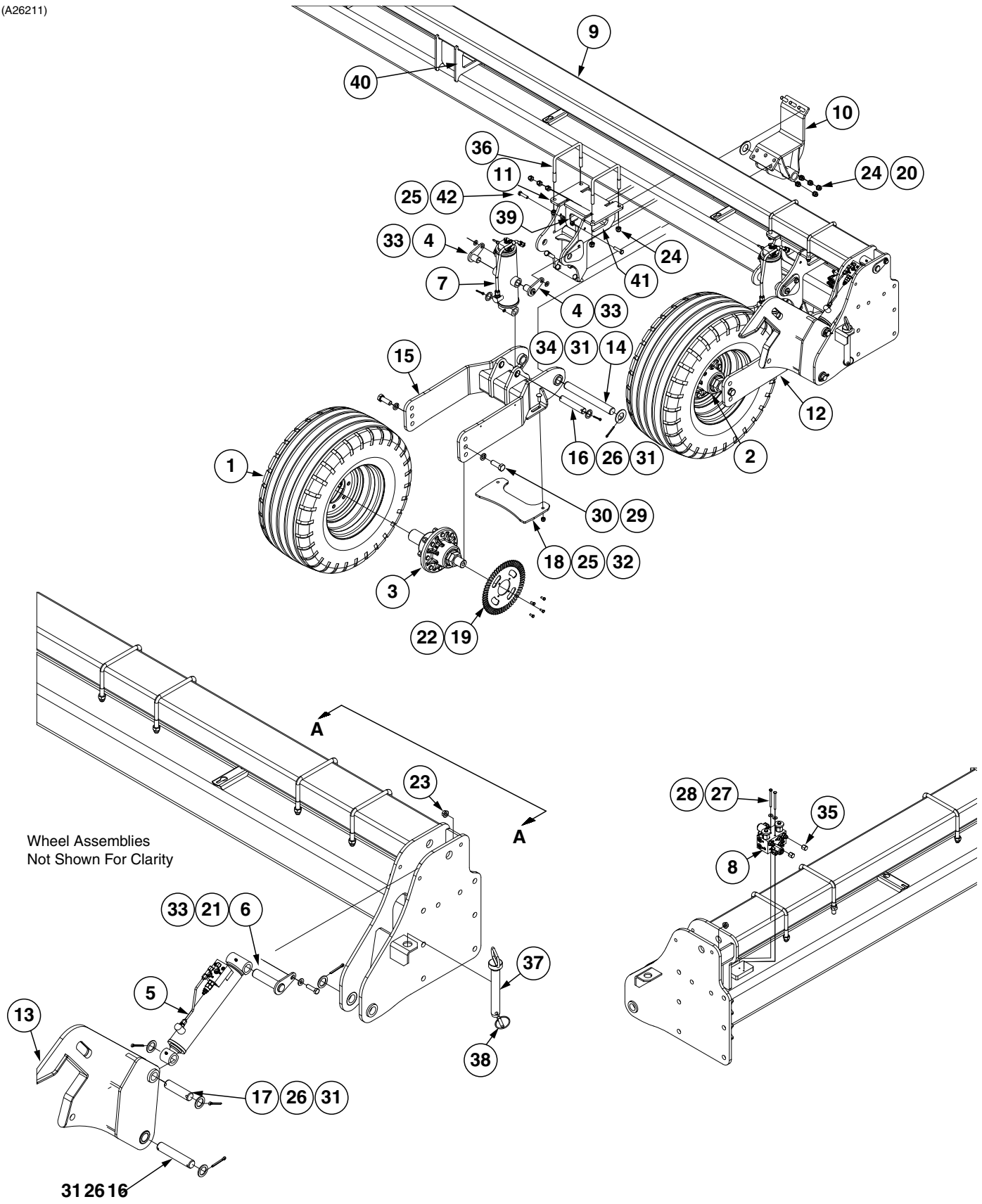




ITEM	PART NO.	QTY.	DESCRIPTION
1	GA15226	2	Wheel 12 x 16.5, 8 Bolt
	GD21686	2	Tire, 380/55R16.5 (Specify Brand*)
	GD1166	2	Valve Stem
2	GA21048	1	<a href="#">See "Hub and Spindle Assembly" on page P73</a>
3	GA24922	1	<a href="#">See "Hub and Spindle Assembly" on page P73</a>
4	GA27108	4	Wing Cylinder Trunnion Pin
5	GA24999	1	<a href="#">See "Wing Latch Cylinder" on page P122</a>
6	GA25055	1	Hammer Strap Pin
7	GA26376	2	<a href="#">See "Wing Cylinder" on page P115</a>
8	---	1	<a href="#">See "Hydraulic Valve Block on Outer Wings" on page P126</a>
9	GA26199	1	R.H. Wing
10	GA26200	2	Wing Wheel Tower Clamp
11	GA26201	2	Wing Wheel Tower
12	GA27148	1	Outer Wing Wheel Arm
13	GA26326	1	R.H. Wing Latch
14	GD29030-11	2	Pin, 1½" O.D. x 13⅝"
15	GA27149	1	Inner Wing Wheel Arm
16	GD29104-06	3	Pin, 1¼" x 6⅝"
17	GD29104-07	1	Pin, 1¼" x 4¾"
18	GD34908	2	Wheel Scraper
19	GD34920	1	Jump Start Wheel
20	G10009	16	Hex Head Cap Screw, ⅝"-11 x 2½"
21	G10039	1	Hex Head Cap Screw, ½"-13 x 1¾"
22	G10043	4	Hex Head Cap Screw, ⅝"-18 x ¾"
23	G10071	1	Serrated Flange Nut, ½"-13
24	G10107	24	Lock Nut, ⅝"-11
25	G10111	8	Lock Nut, ½"-13
26	G10159	8	Washer, 1⅞", 10 Gauge (.1345")
27	G10162	2	Hex Head Cap Screw, ¼"-20 x 3¼"
28	G10209	2	Washer, ¼" USS
29	G10330	4	Lock Washer, ⅞"
30	G10448	4	Hex Head Cap Screw, ⅞"-9 x 2½", Grade 8
31	G10460	12	Cotter Pin, ¼" x 2"
32	G10636	4	Carriage Bolt, ½"-13 x 1½"
33	G11389	5	Flat Washer, ½" Plated SAE
34	G11397	4	Flat Washer, 1½"
35	G304-C-6	2	Cap Nut, ⅝"-18
36	GD16598	4	U-Bolt, 4" x 7" x ⅝"-11
37	GD35413-11.25	2	Edge Trim Protection, ¼" x ½" x 11¼"
38	GD35414-13	2	Edge Trim Protection, ⅜" x ⅝" x 13"
39	GD35415-13.5	4	Edge Trim Protection, ½" x .594" x 13½"
40	G10016	4	Hex Head Cap Screw, ½"-13 x 2"

**\*Specific brand requests will be supplied only as available from current Kinze Repair Parts stock. If a specific brand requested is not in stock, the brand available will be supplied.**

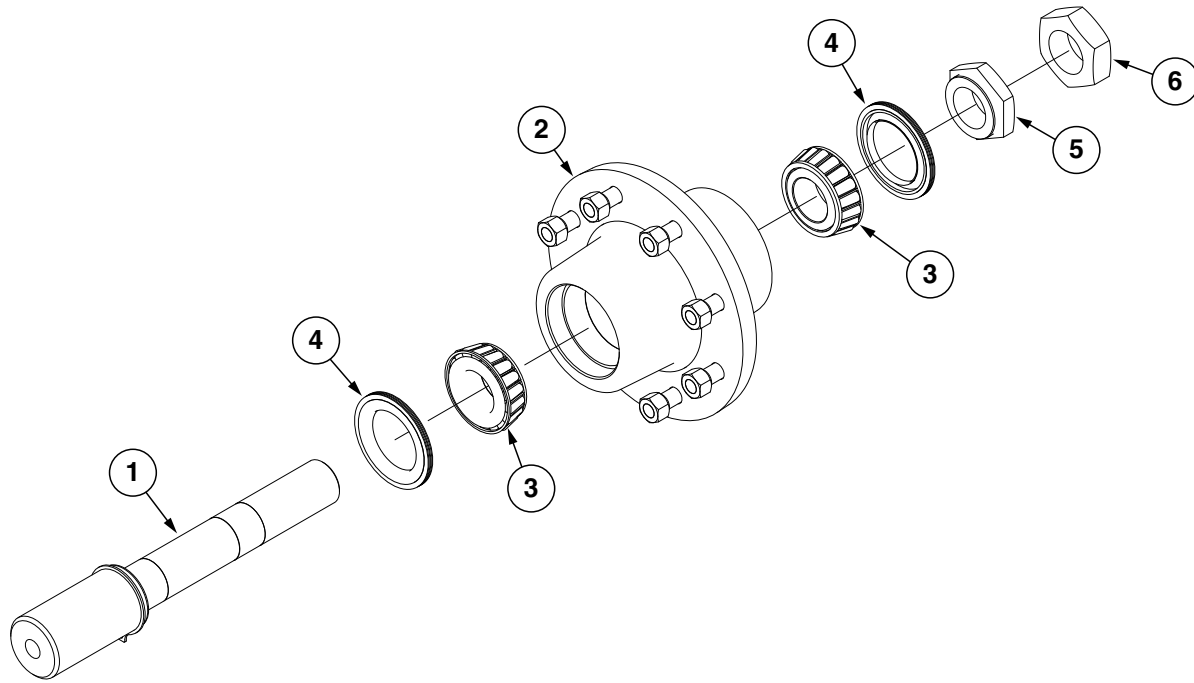
(A26211)



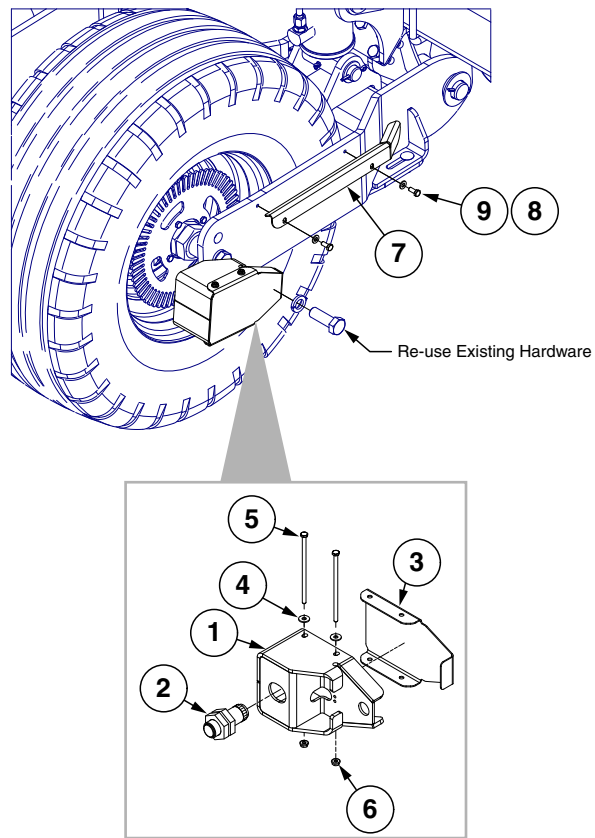
ITEM	PART NO.	QTY.	DESCRIPTION
1	GA15226	2	Wheel 12 x 16.5, 8 Bolt
	GD21686	2	Tire, 380/55R16.5 (Specify Brand*)
	GD1166	2	Valve Stem
2	GA21048	1	<a href="#">See "Hub and Spindle Assembly" on page P73</a>
3	GA24922	1	<a href="#">See "Hub and Spindle Assembly" on page P73</a>
4	GA27108	4	Wing Cylinder Trunnion Pin
5	GA24999	1	<a href="#">See "Wing Latch Cylinder" on page P122</a>
6	GA25055	1	Hammer Strap Pin
7	GA26376	2	<a href="#">See "Wing Cylinder" on page P115</a>
8	---	1	<a href="#">See "Hydraulic Valve Block on Outer Wings" on page P126</a>
9	GA26198	1	L.H. Wing
10	GA26200	2	Wing Wheel Tower Clamp
11	GA26201	2	Wing Wheel Tower
12	GA27148	1	Outer Wing Wheel Arm
13	GA26327	1	L.H. Wing Latch
14	GD29030-11	2	Pin, 1½" O.D. x 13⅝"
15	GA27149	1	Inner Wing Wheel Arm
16	GD29104-06	3	Pin, 1¼" x 6⅝"
17	GD29104-07	1	Pin, 1¼" x 4¾"
18	GD34908	2	Wheel Scraper
19	GD34920	1	Jump Start Wheel
20	G10009	16	Hex Head Cap Screw, ⅝"-11 x 2½"
21	G10039	1	Hex Head Cap Screw, ½"-13 x 1¾"
22	G10043	4	Hex Head Cap Screw, ⅝"-18 x ¾"
23	G10071	1	Serrated Flange Nut, ½"-13
24	G10107	24	Lock Nut, ⅝"-11
25	G10111	2	Lock Nut, ½"-13
26	G10159	8	Washer, 1⅞", 10 Gauge (.1345")
27	G10162	2	Hex Head Cap Screw, ¼"-20 x 3¼"
28	G10209	2	Washer, ¼" USS
29	G10330	4	Lock Washer, ⅞"
30	G10448	4	Hex Head Cap Screw, ⅞"-9 x 2½", Grade 8
31	G10460	12	Cotter Pin, ¼" x 2"
32	G10636	4	Carriage Bolt, ½"-13 x 1½"
33	G11389	5	Flat Washer, ½" Plated SAE
34	G11397	4	Flat Washer, 1½"
35	G304-C-6	2	Cap Nut, ⅞"-18
36	GD16598	4	U-Bolt, 4" x 7" x ⅝"-11
37	GA21628	1	Safety Pin, 7¼"
38	GD2557	1	Lynch Pin, ⅞"
39	GD35413-11.25	2	Edge Trim Protection, ¼" x ½" x 11¼"
40	GD35414-13	2	Edge Trim Protection, ⅜" x ⅝" x 13"
41	GD35415-13.5	4	Edge Trim Protection, ½" x .594" x 13½"
42	G10016	2	Hex Head Cap Screw, ½"-13 x 2"

**\*Specific brand requests will be supplied only as available from current Kinze Repair Parts stock. If a specific brand requested is not in stock, the brand available will be supplied.**

(A21048)

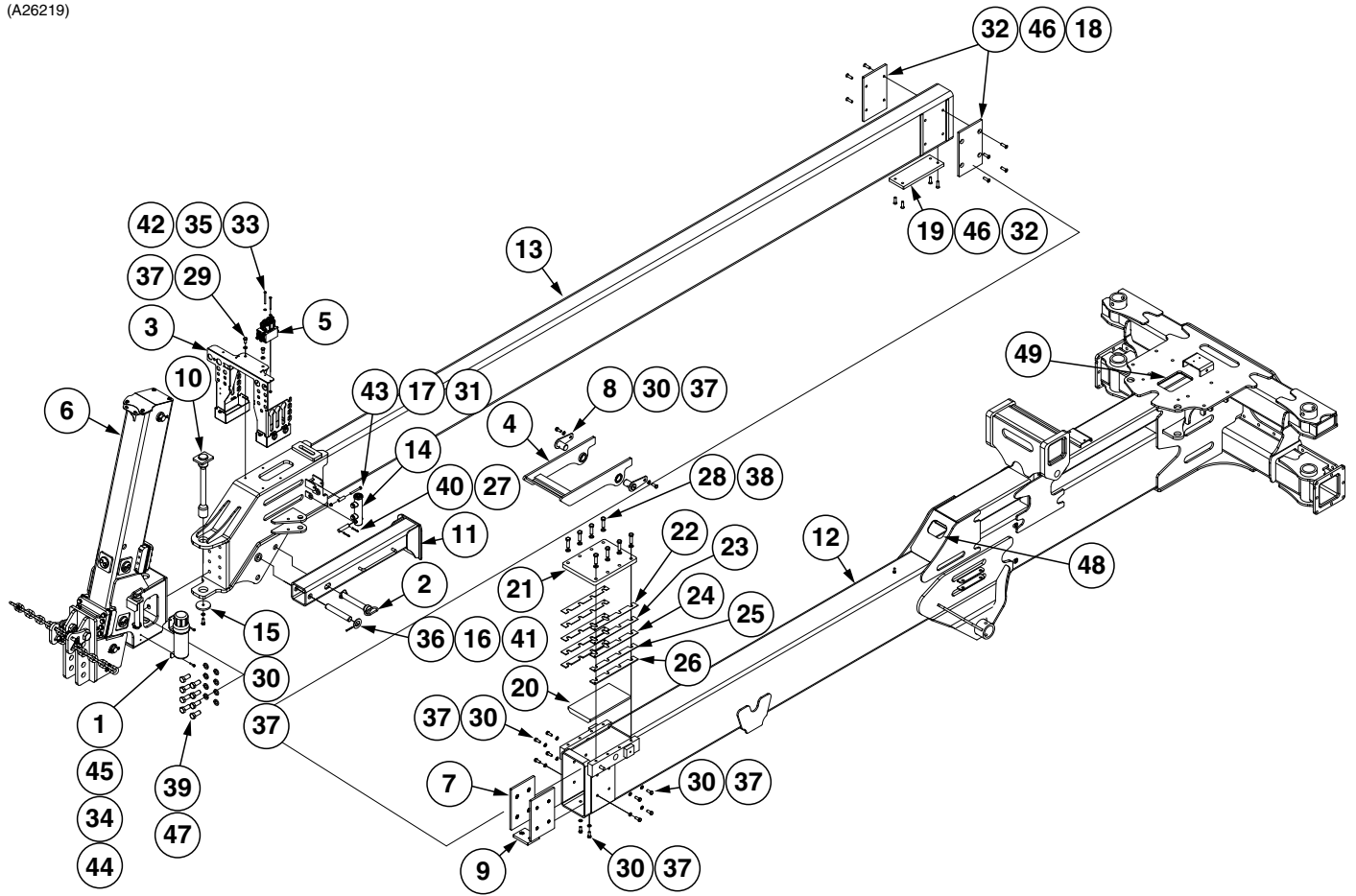


ITEM	PART NO.	QTY.	DESCRIPTION
1	GA21047 G10913	1	Spindle W/Retaining Ring External Retaining Ring, 2½" (Included W/GA21047)
2	GD7571	1	8 Bolt Hub, R.H. Wing (Included W/GA21048)
	GD34812	1	8 Bolt Hub W/Jump Start, L.H. Wing (Included W/GA24922)
	GD7079	-	Cup (Included W/GA21048 and GA24922)
	GR0528	-	Stud, ⅝"-18 x 2¼", Grade 8 (Included W/GA21048 and GA24922)
	GR1912	-	Lug Nut, ⅝"-18, Grade 5 (Included W/GA21048 and GA24922)
3	GA4723	2	Bearing
4	GA4722	2	Seal
5	GD7089	1	Special Nut, 1¾"-12 UNF
6	GD7864	1	Special Hex Nut, 1¾"-12 UNF
A	GA21048	-	Hub and Spindle Assembly, R.H. Wing (Items 1-6)
B	GA24922	-	Hub and Spindle Assembly, L.H. Wing (Items 1-6)



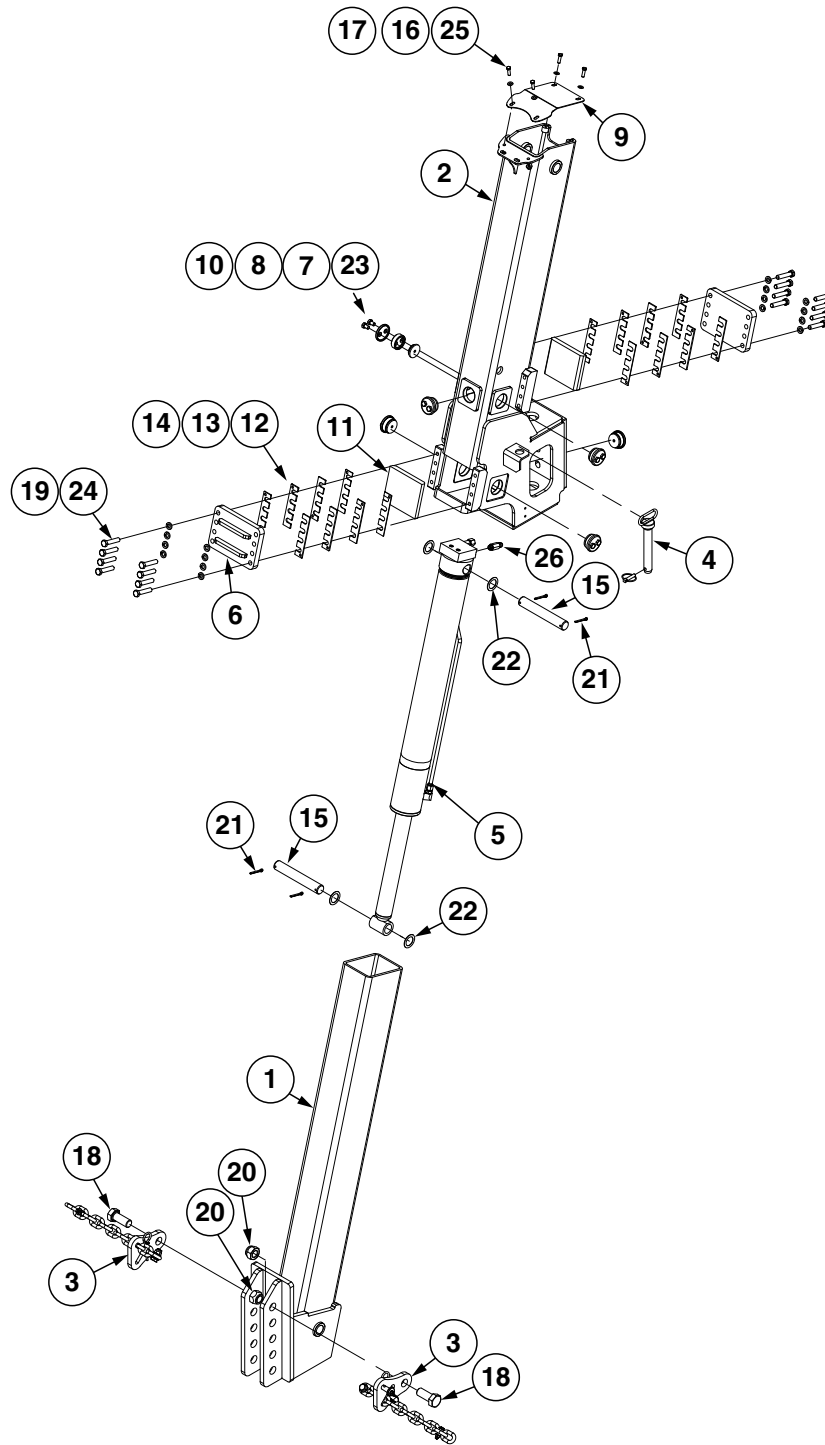
ITEM	PART NO.	QTY.	DESCRIPTION
1	G10012901	1	Jump Start Bracket
2	GA13204	1	Hall Effect Sensor
3	G10012201	1	Jump Start Sensor Cover
4	G10209	2	Washer, 1/4" USS
5	G10013101	2	Hex Head Cap Screw, 1/4"-20 x 5 1/2"
6	G10621	2	Serrated Flange Nut, 1/4"-20
7	GD35885	1	Cable Guard
8	G11386	2	Flat Washer, 5/16" SAE
9	G10043	2	Hex Head Cap Screw, 5/16"-18 x 3/4"

(A26219)



ITEM	PART NO.	QTY.	DESCRIPTION
1	GA15422	1	Operator's Manual Canister
2	GA21628	1	Safety Pin, 7¼"
3	GA24324	1	Front Bulkhead
4	GA24709	1	Hitch Latch
5	---	1	<a href="#">See "Hydraulic Valve Block on Front Hitch" on page P125</a>
6	GA26444	1	<a href="#">See "Drawbar Hitch W/Out Clevis" on page P77</a>
7	GA25967	2	Front Wear Pad
8	GA24913	2	Hitch Lock Pin
9	GA24970	1	Outer Hitch Top Wear Pad
10	GA25274	1	Hitch Pin
11	GA25303	1	Jack Stand
12	GA26753	1	Outer Hitch
13	GA26203	1	Inner Hitch
14	GA9205	1	<a href="#">See "Tongue Lock Cylinder" on page P114</a>
15	GD25785	1	Washer Cap
16	GD29104-14	1	Pin, 1¼" x 8"
17	GD2971-09	1	Sleeve, 2" Long
18	GD34709	2	Rear Wear Pad
19	GD34710	1	Rear Bottom Wear Pad
20	GD34711	1	Front Top Wear Pad
21	GD34712	1	Front Top Cover Plate
22	GD34713-01	2	Front Top Cover Plate Shim, 14 Gauge (.0747")
23	GD34713-02	2	Front Top Cover Plate Shim, 12 Gauge (.1046")
24	GD34713-03	2	Front Top Cover Plate Shim, 10 Gauge (.1345")
25	GD34713-04	2	Front Top Cover Plate Shim, 7 Gauge (.1793")
26	GD34713-05	2	Front Top Cover Plate Shim, ¼"
27	GD7137	1	Pin, ¾" x 3⅞"
28	G10006	8	Hex Head Cap Screw, ⅝"-11 x 2¼"
29	G10014	2	Hex Head Cap Screw, ½"-13 x 1"
30	G10037	13	Hex Head Cap Screw, ½"-13 x 1¼"
31	G10108	1	Lock Nut, ⅜"-16
32	G10111	12	Lock Nut, ½"-13
33	G10162	2	Hex Head Cap Screw, ¼"-20 x 3¼"
34	G10209	2	Washer, ¼" USS
35	G10211	2	Washer, ¼" SAE
36	G10226	2	Washer, 1¼" SAE
37	G10228	15	Lock Washer, ½"
38	G10230	8	Lock Washer, ⅝"
39	G10330	8	Lock Washer, ⅞"
40	G10457	2	Cotter Pin, ⅝ <sub>32</sub> " x 1½"
41	G10606	2	Spring Pin, ¼" x 2"
42	G10621	2	Serrated Flange Nut, ¼"-20
43	G10809	1	Hex Head Cap Screw, ⅜"-16 x 3¼"
44	G11320	2	Lock Nut, ¼"-20, Grade B
45	G11337	2	Hex Serrated Flange Cap Screw, ¼"-20 x 1¼"
46	G11534	12	Hex Flat Head Counter Sunk, ½"-13 x 1¼"
47	G11857	8	Hex Head Cap Screw, ⅞"-9 x 2", Grade 5
48	GD35413-15	1	Edge Trim Protection, ¼" x ½" x 15"
49	GD35418-24.5	1	Edge Trim Protection, ¾" x ⅞" x 24½"

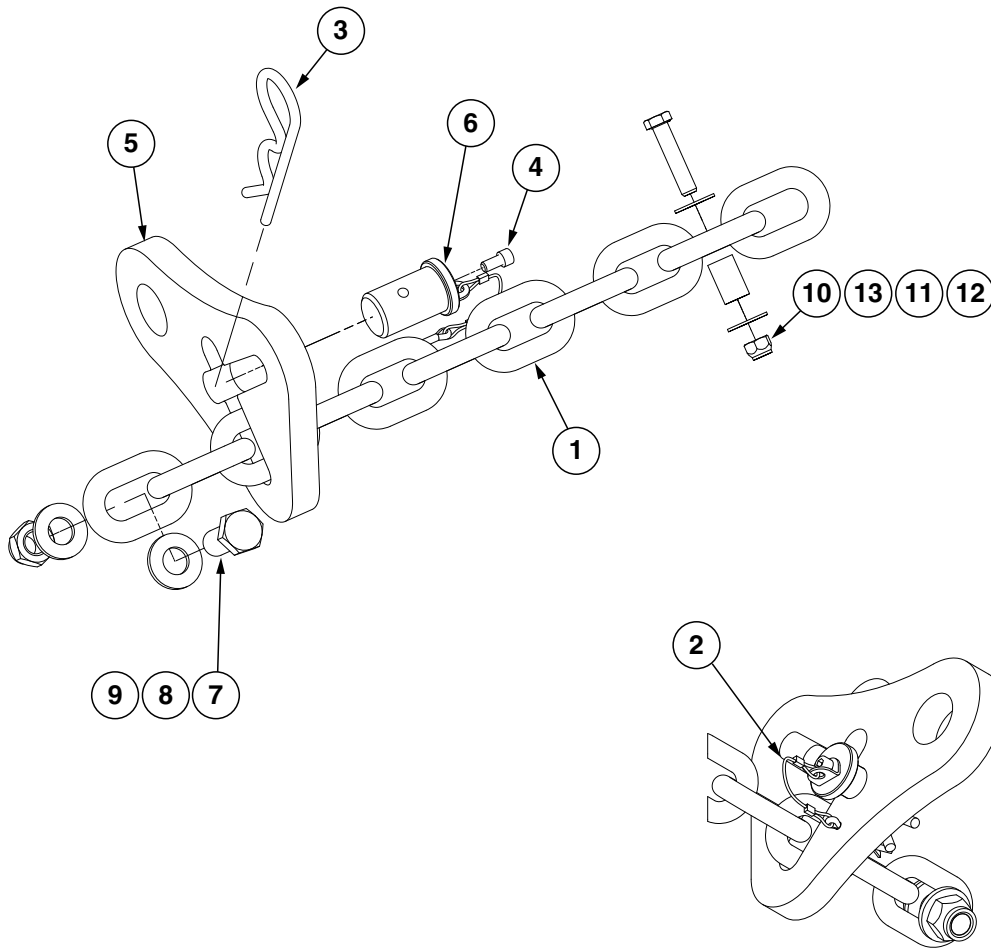
(A26444)





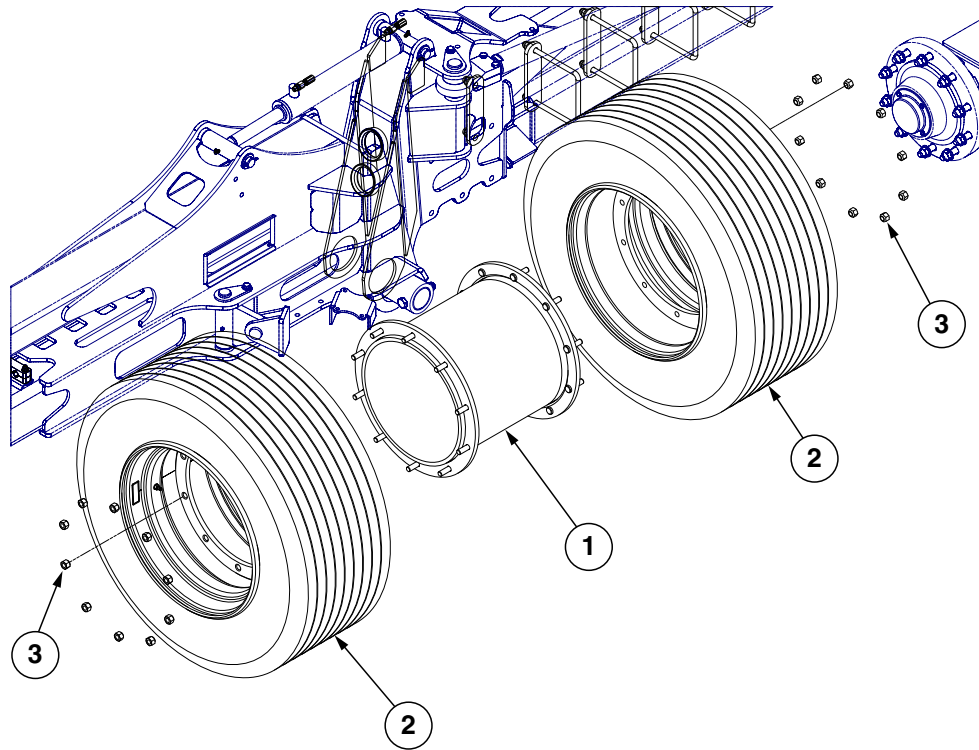
ITEM	PART NO.	QTY.	DESCRIPTION
1	GA24808	1	Inner Drawbar
2	GA24806	1	Outer Drawbar
3	---	2	<a href="#">See "Safety Chain" on page P79</a>
4	GA21628	1	Safety Pin, 7¼"
5	GA24861	1	<a href="#">See "Drawbar Hitch Cylinder" on page P112</a>
6	GA21598	2	Wear Support
7	GB0230	6	Cap
8	GB0234	6	Adjustment Plug
9	GD34685	1	Drawbar Top Cover Plate
10	GD34081	6	Wear Pad
11	GD30683	2	Wear Pad
12	GD30684	4	Shim, 7 Gauge (.1793")
13	GD30685	8	Shim, 10 Gauge (.1345")
14	GD30686	4	Shim, 14 Gauge (.0747")
15	GD9464-03	2	Pin, 1½" x 9½"
16	G11387	4	Hardened Washer, ⅜" SAE
17	G11091	2	Serrated Flange Nut, ⅜"-16
18	G11058	2	Hex Head Cap Screw, 1 1/4"-7 x 3"
19	G10230	16	Lock Washer, ⅝"
20	G10157	2	Lock Nut, 1¼"-7
21	G10460	4	Cotter Pin, ¼" x 2"
22	G10450	4	Washer, 2¼", 18 Gauge (.0478")
23	G10438	12	Hex Head Cap Screw, ½"-13 x ¾"
24	G10010	16	Hex Head Cap Screw, ⅝"-11 x 3"
25	G10004	4	Hex Head Cap Screw, ⅝"-16 x 1¼"
26	G6400-L-08 GR1037	1 -	Long Connector W/O-Ring, ¼"-16 Male JIC To O-Ring O-Ring

(A25107)



ITEM	PART NO.	QTY.	DESCRIPTION
1	G3324-01	1	Safety Chain, 13MM Grade 70, 97½"
2	GD35339	1	Looped Tether W/Tabs and Cotter Pin
3	G10671	1	Hairpin Cotter, ⅜" x 3¼"
4	G11874	1	Hex Socket Head Cap Screw, ¼"-20 x ½"
5	GD35127	1	Single Chain Latch
6	GD35340	1	Chain Latch Pin
7	G10007	1	Hex Head Cap Screw, ⅝"-11 x 1½"
8	G11391	2	Flat Washer, ⅝" SAE
9	G10107	1	Lock Nut, ⅝"-11
10	G10108	1	Lock Nut, ⅜"-16
11	GD8893-07	1	Sleeve, 1" Long
12	G10047	1	Hex Head Cap Screw, ⅜"-16 x 1¾"
13	G10210	2	Washer, ⅜" USS
A	G9948X	-	⅜" Transport Safety Chain Package (Items 1-13)

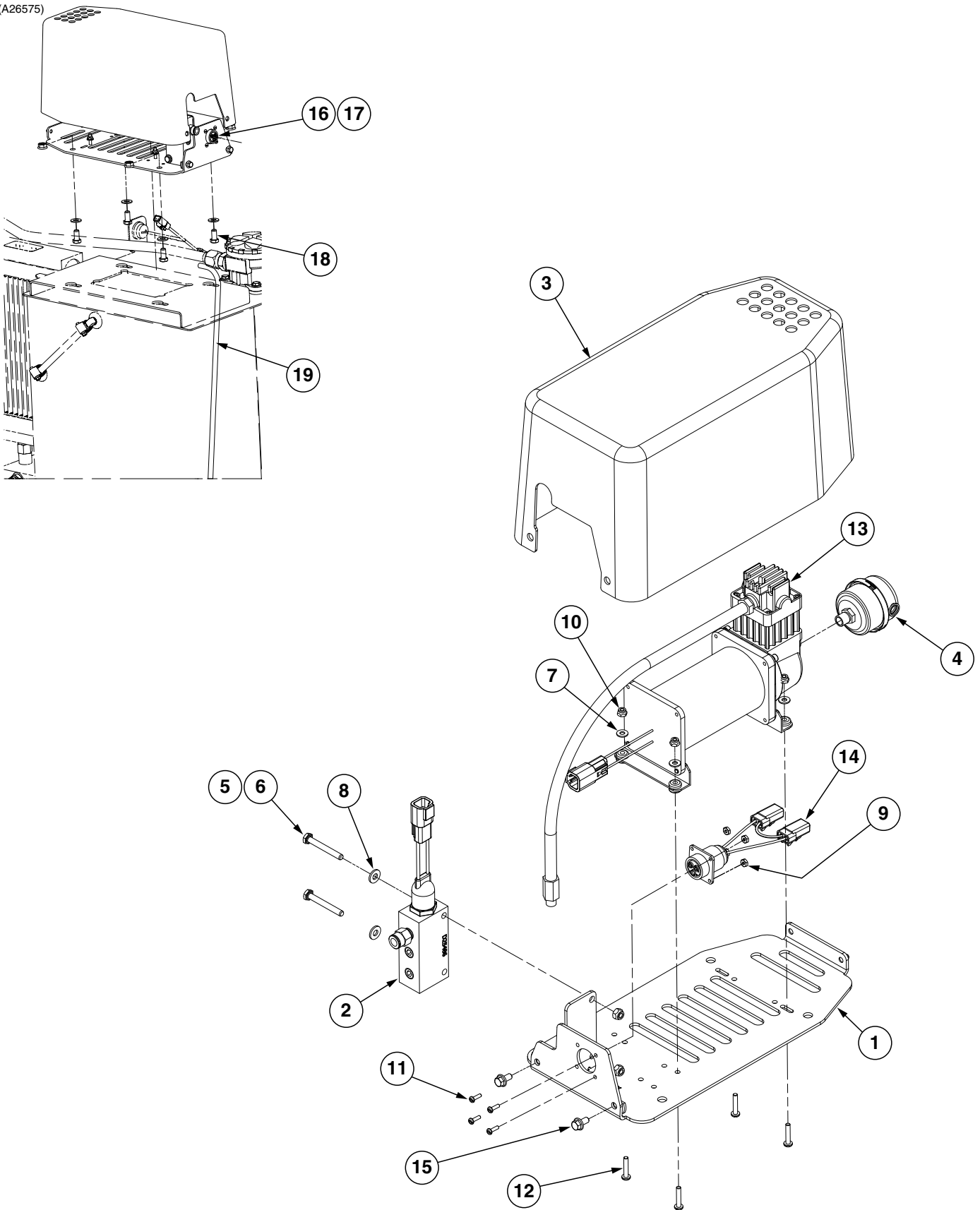
(A26250\_transporttires)



ITEM	PART NO.	QTY.	DESCRIPTION
1	GA24979	2	Rim Spacer W/Bolts
	GR0528	-	Stud, 5/8"-18 x 2 1/4", Grade 8 (Included W/GA24979)
2	GD16058	4	Tire, 445-50R22.5 Radial Load Range L (Specify Brand*)
	GA24575	4	Wheel, 22.5 x 14, 10 Bolt
	GA7434	4	Valve Stem
3	GR1912	40	Lug Nut, 5/8"-18, Grade 5

\*Specific brand requests will be supplied only as available from current Kinze Repair Parts stock. If a specific brand requested is not in stock, the brand available will be supplied.

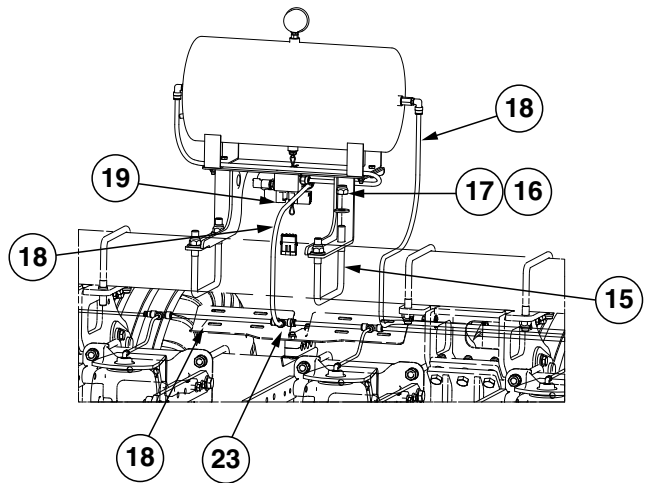
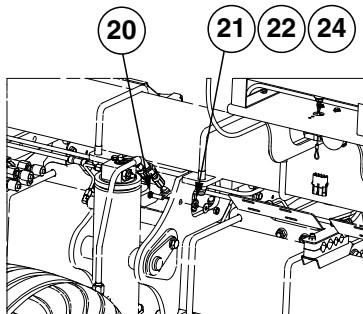
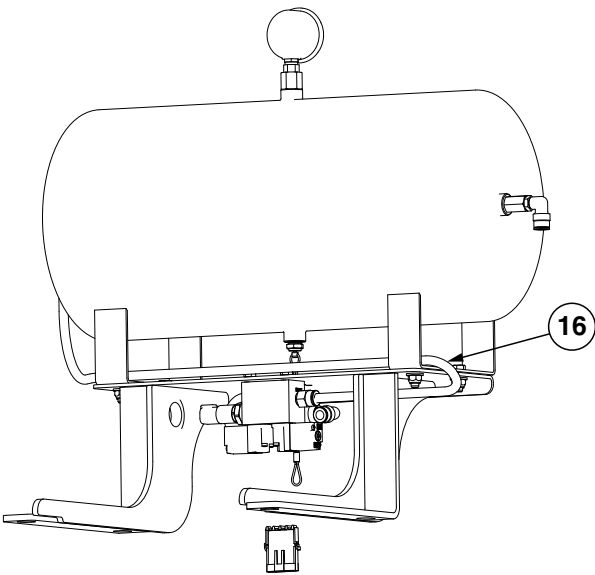
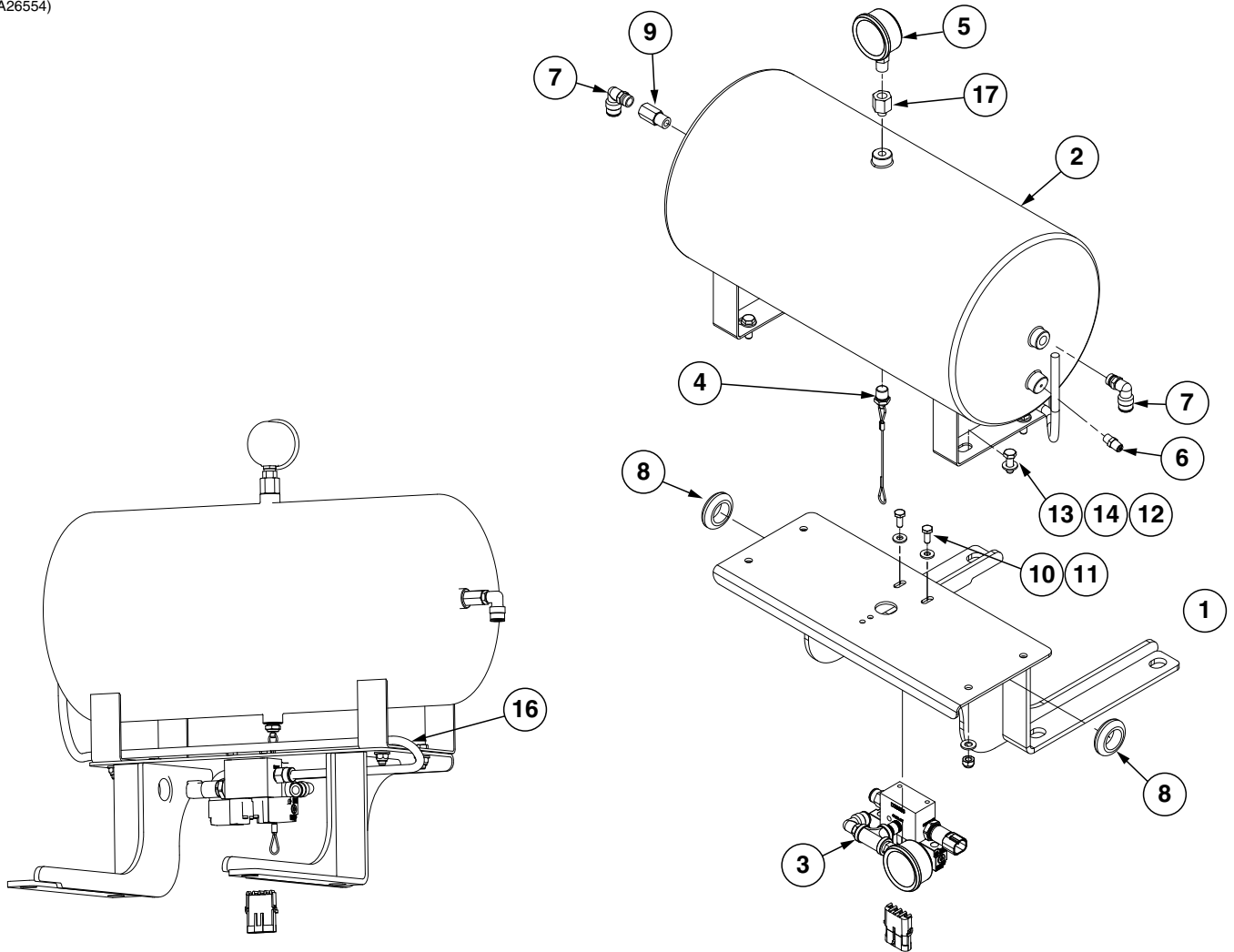
(A26575)



ITEM	PART NO.	QTY.	DESCRIPTION
1	GA17623	1	12V Electric Compressor Mount
2	GA17994	1	Compressor Manifold
3	GB0766	1	Compressor Cover
4	GA14127	1	Filter Assembly
5	G10110	2	Lock Nut, 1/4"-20, Grade B
6	G10638	2	Hex Head Cap Screw, 1/4"-20 x 2"
7	G11382	4	Washer, No. 10 SAE
8	G11385	2	Flat Washer, 1/4" SAE
9	G10949	4	Hex Nut, #6-32, Grade 1
10	G11206	4	Lock Nut, No. 10-32
11	G10950	4	Slotted Phillips Head Machine Screw, 6-32 x 1/2", Grade 1
12	G10904	4	Slotted Phillips Head Machine Screw, 10-32 x 1", Grade 1
13	GA18212	1	12V Air Pump W/Connector
14	GA18482	1	Air Compressor Harness
15	G11356	2	Hex Socket Flange Cap Screw, 1/4"-20 x 1/2"
16	GA27033	1	12V PDP Tractor Harness
17	GA27035	1	12V Air Pump Harness
18	G10002	4	Hex Head Cap Screw, 3/8"-16 x 3/4"
	G11387	4	Hardened Washer, 3/8" SAE
	G10622	4	Serrated Flange Nut, 3/8"-16
19	*D17150-06	-	Nylon Tubing, 3/8" O.D. x 1 1/2"

\*Hose not stocked by Kinze repair parts, but is available in bulk. Order GD17150-00.

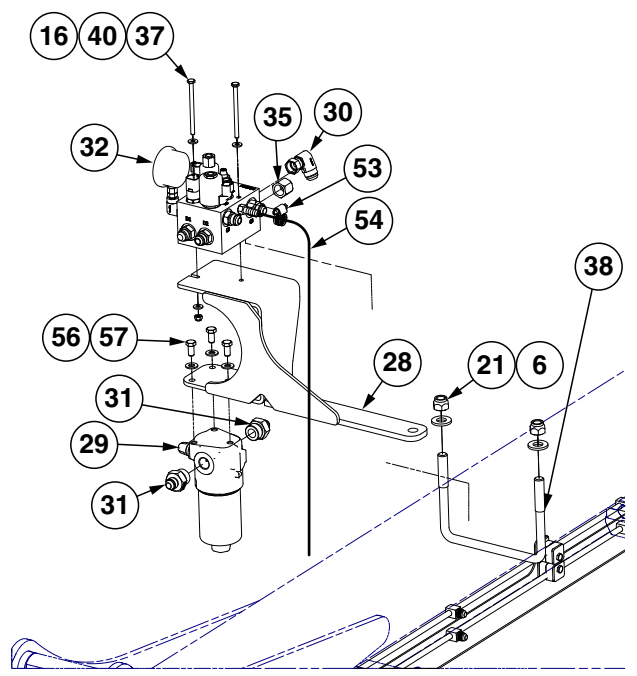
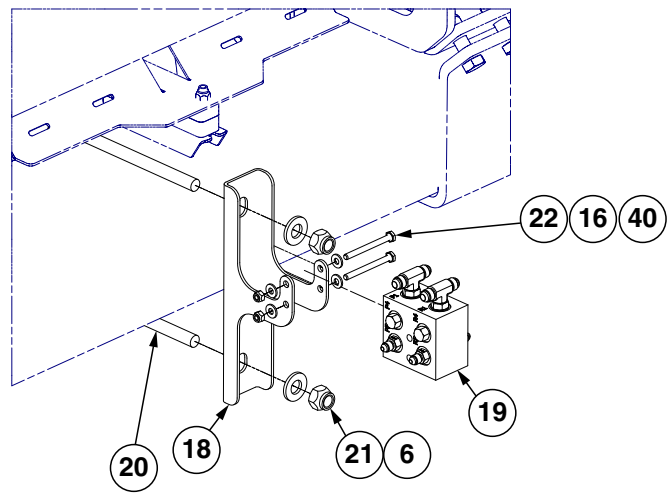
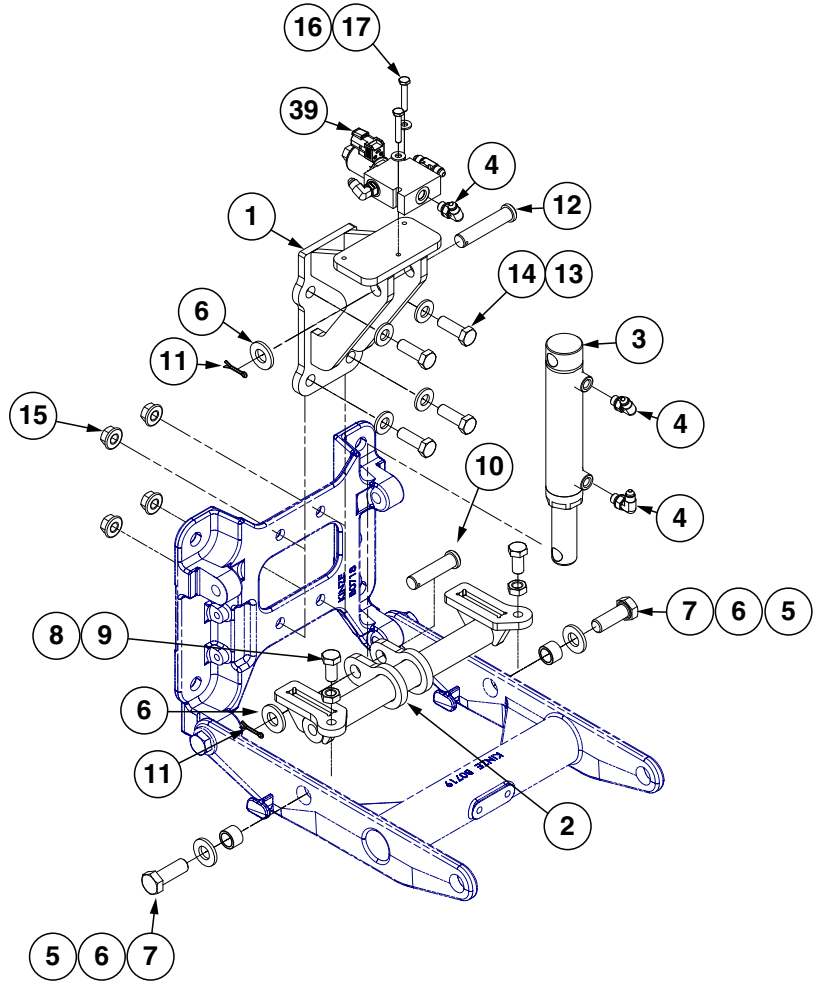
(A26554)



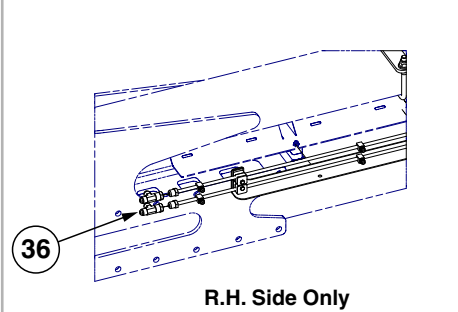
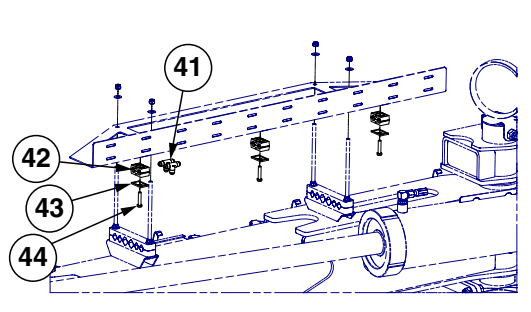
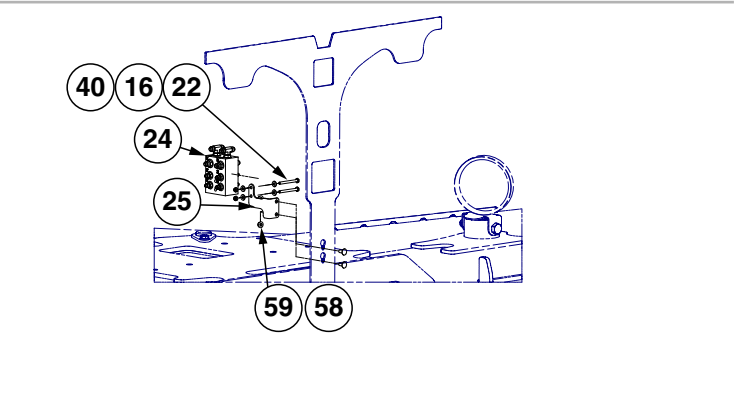
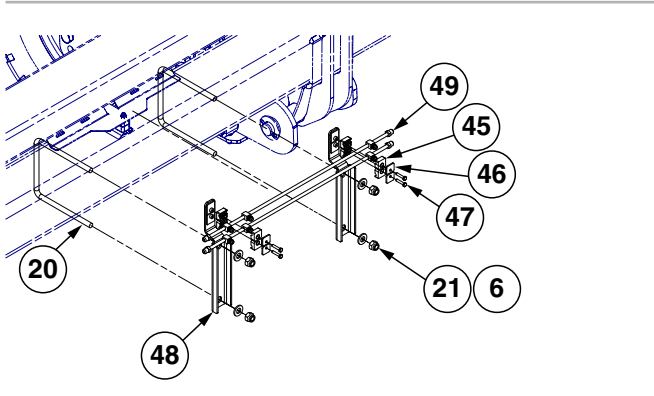
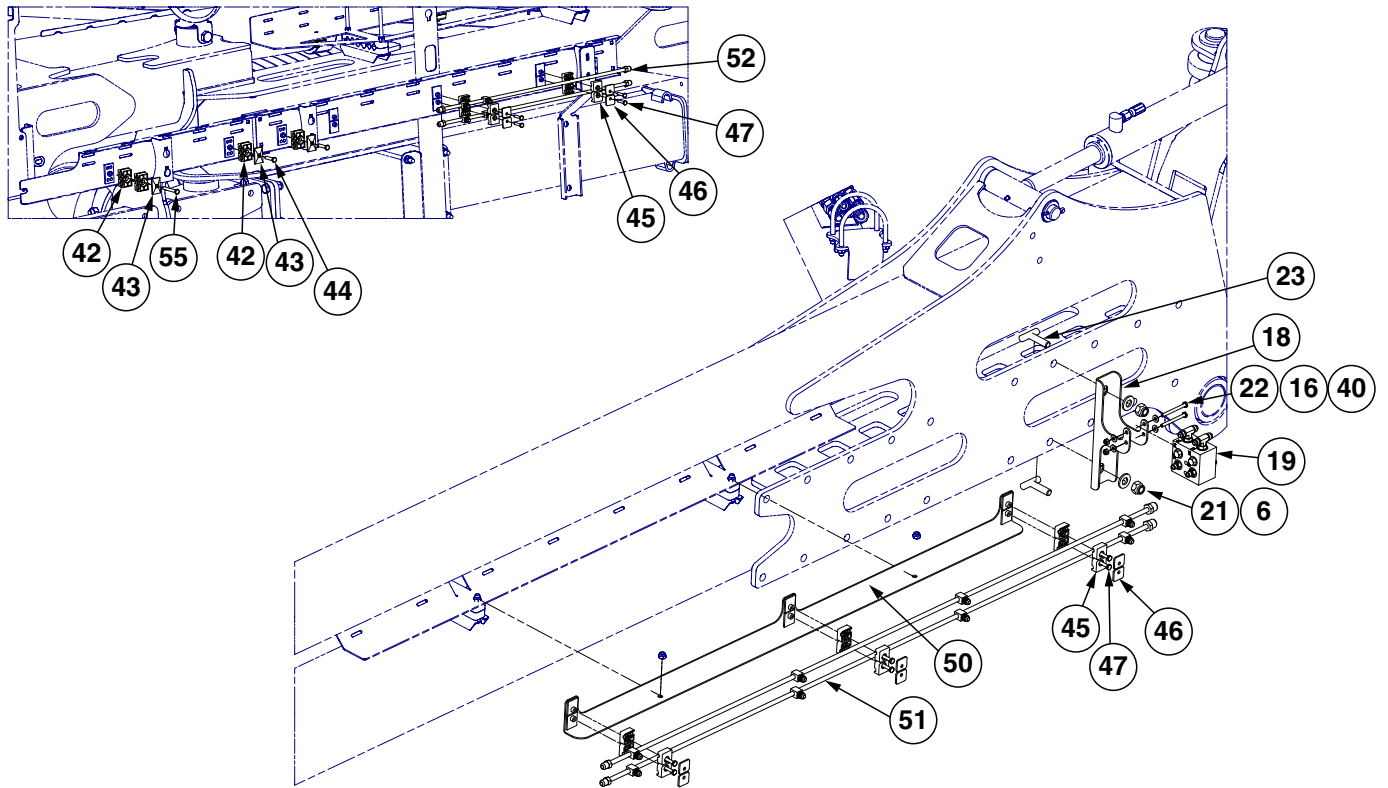
ITEM	PART NO.	QTY.	DESCRIPTION
1	GA26555	1	Air Tank Mount
2	GA26556	1	Air Tank, 5 Gallon
3	GA25311	1	12 VDC Air Valve Complete
4	GA11991	1	Drain, 1/4" NPT
5	GA12104	1	Pressure Gauge, 1/4" NPT (Subs to GA21405)
6	GA11989	1	Valve Stem, 1/8" NPT
7	GD17143	2	Swivel Elbow, 1/4" NPT x 3/8"
8	GD22200	2	Grommet, 1"
9	GR1921	1	Check Valve
10	G10020	2	Hex Head Cap Screw, 1/4"-20 x 5/8"
11	G11385	2	Flat Washer, 1/4" SAE
12	G10109	4	Lock Nut, 5/16"-18
13	G10991	4	Hex Head Cap Screw, 5/16"-18 x 7/8"
14	G11386	8	Flat Washer, 5/16" SAE
15	GD16598	2	U-Bolt, 4" x 7" x 5/8"-11
16	*D17150-16	1	Nylon Tubing, 3/8" O.D. x 32"
17	GD17144	1	Reducer, 1/8" Male To 1/4" Female
18	*D17150-06	-	Nylon Tubing, 3/8" O.D. x 1 1/2"
19	GA25653	1	PDP Harness
20	G11858	1	Serrated Bolt Stud, 3/8"-24 x 1 9/32", Grade 5
21	G10524	1	Internal/External Tooth Washer, 3/8"
22	G10219	1	Washer, 5/16" USS
23	GD18010	1	Tee, 3/8" Tube Union
24	G10344	1	Hex Jam Nut, 3/8"-24, Grade 2

\*Hose not stocked by Kinze repair parts, but is available in bulk. Order GD17150-00.

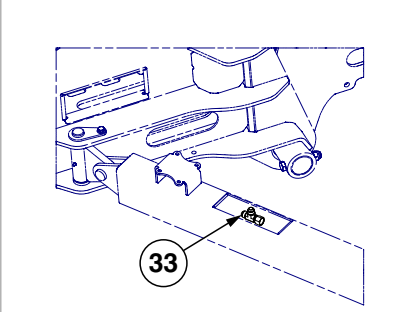
(A26614)







R.H. Side Only

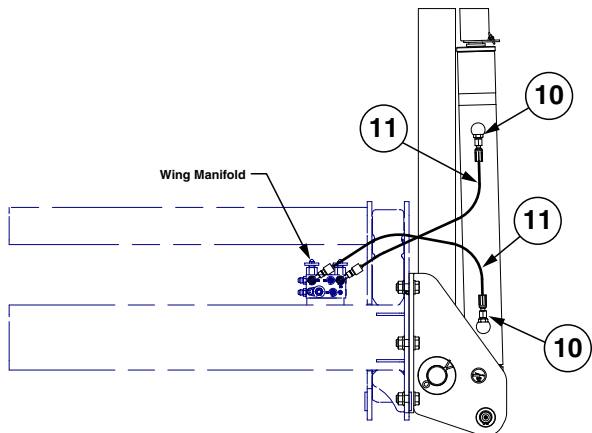
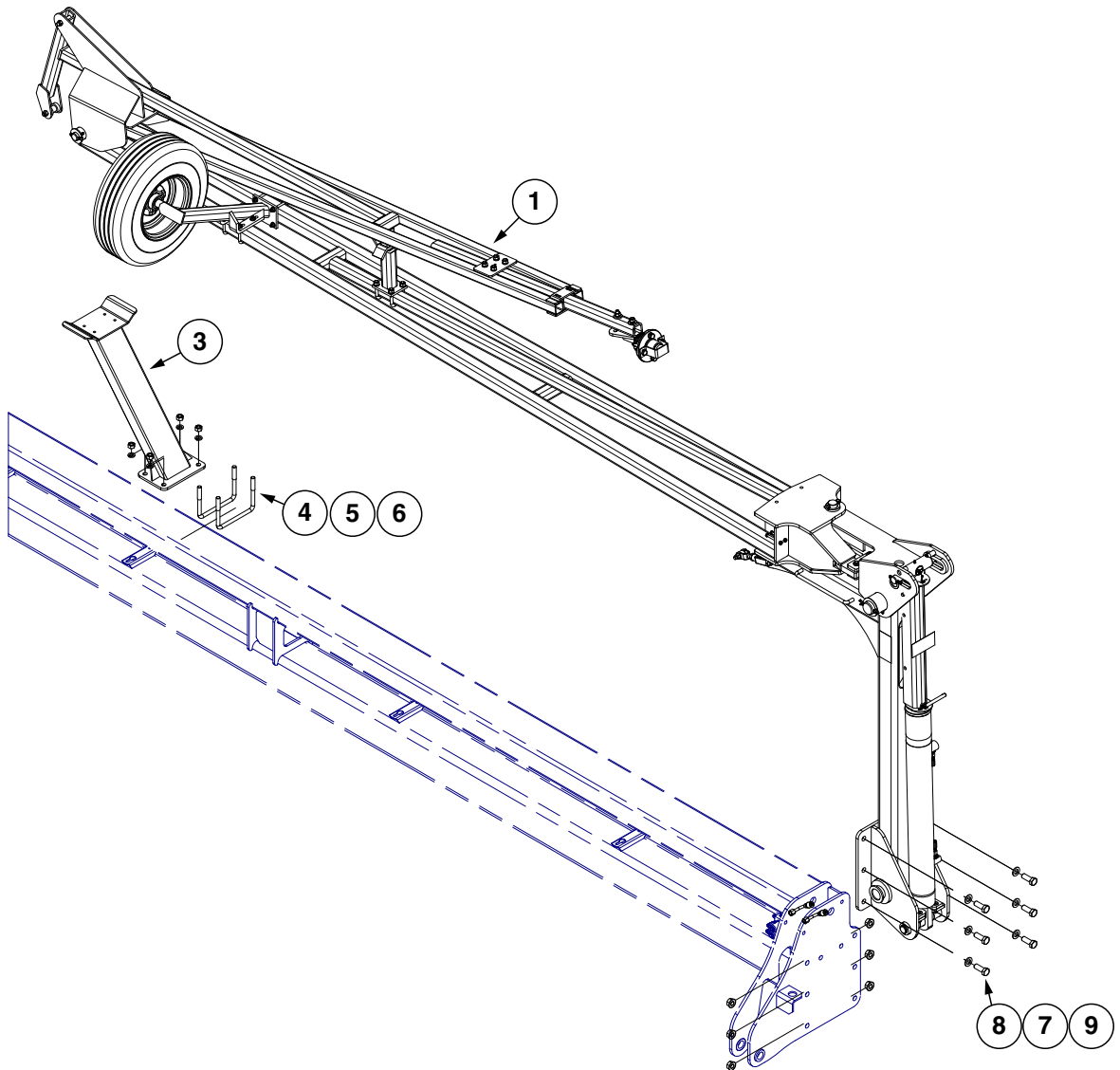


ITEM	PART NO.	QTY.	DESCRIPTION
1	GA25260	36	Row Unit Upper Mounting Tang
2	GA25259	36	Row Unit Lower Mounting Tang
3	GA25261	36	<a href="#">See "Hydraulic Down Force Cylinder" on page P120</a>
4	G6801-04-04	108	90° Adjustable Elbow, 7/16"-20
5	GB0218	72	Bushing, 2 1/32" I.D. x 7/8" O.D. x 1 9/32" Long
6	G11391	162	Flat Washer, 5/8" SAE
7	GD28420	72	Hex Head Cap Screw, 5/8"-11 x 1 3/4", Grade 5
8	G10501	72	Hex Jam Nut, 1/2"-13, Grade 2
9	G10014	72	Hex Head Cap Screw, 1/2"-13 x 1"
10	G10564	36	Clevis Pin, 5/8" x 2 1/2"
11	G10451	72	Cotter Pin, 1/8" x 1"
12	G11875	36	Clevis Pin, 5/8" x 3"
13	G11389	144	Flat Washer, 1/2" Plated SAE
14	G10017	144	Hex Head Cap Screw, 1/2"-13 x 1 1/2"
15	G10071	144	Serrated Flange Nut, 1/2"-13
16	G11385	96	Flat Washer, 1/4" SAE
17	GD35459	72	Hex Head Cap Screw, 1/4"-20 x 1 1/2", Grade 5
18	GD35908	4	Hydraulic Block Mount
19	---	4	<a href="#">See "Hydraulic Down Force Wing Junction Block" on page P130</a>
20	GD1114	6	U-Bolt, 7" x 7" x 5/8"-11
21	G10107	18	Lock Nut, 5/8"-11
22	G10746	10	Hex Head Cap Screw, 1/4"-20 x 2 3/4"
23	GA17660	4	T-Bolt, 5/8"-11 x 1 1/2"
24	---	1	<a href="#">See "Hydraulic Down Force Center Junction Block" on page P131</a>
25	GD36836	1	Hydraulic Junction Block Mount
26	---	---	---
27	---	---	---
28	GA26538	1	Plate Mount
29	GA25857	1	In-Line Filter Assembly
30	G6500-10-08	1	90° Swivel Elbow, 7/8"-14
31	G6400-08-12	2	Adapter, 3/4"-16 Male JIC to 1 1/16"-12 O-Ring
32	---	1	<a href="#">See "Down Force Manifold Block Assembly" on page P128</a>
33	G6602-10	1	Swivel Tee, 7/8"-14 JIC
34	---	---	---
35	G304-C-8	1	Cap Nut, 3/4"-16
36	G6602-08	2	Swivel Tee, 3/4"-16 JIC
37	G11135	2	Hex Head Cap Screw, 1/4"-20 X 3 3/4"
38	GD16598	1	U-Bolt, 4" x 7" x 5/8"-11
39	---	36	<a href="#">See "Row Unit Control Block, Pull Row Units" on page P129</a>
40	G10110	12	Lock Nut, 1/4"-20, Grade B
41	G2603-06	4	Tee, 9/16"-18 Male JIC
42	GD36426	14	Hydraulic Clamp Set
43	GD36494	12	Hose Clamp Plate
44	G10133	10	Hex Head Cap Screw, 5/16"-18 x 1 1/2"
45	GD36667	28	Tube Clamp Set
46	GD36666	28	Tube Clamp Cover Plate
47	G10857	28	Hex Head Cap Screw, 1/4"-20 x 1 1/4"
48	GA26874	4	Tube Support
49	GA26774	4	JIC Hard Line
50	GA26516	2	Tube Support Bracket

ITEM	PART NO.	QTY.	DESCRIPTION
51	GA26775	4	JIC Hard Line
52	GA26776	4	JIC Hard Line
53	G10681	1	Hose Clamp, No. 6
54	*D6279-03	1	Clear PVC Tubing, 3/8" x 28"
55	G10060	2	Hex Head Cap Screw, 5/16"-18 x 2 1/2"
56	G11387	3	Flat Washer, 3/8" SAE
57	G10002	3	Hex Head Cap Screw, 3/8"-16 x 3/4"
58	G10312	2	Carriage Bolt, 5/16"-18 x 3/4"
59	G10620	2	Serrated Flange Nut, 5/16"-18

\*Hose not stocked by Kinze repair parts, but is available in bulk. Order GD6279-00.

(A26455)

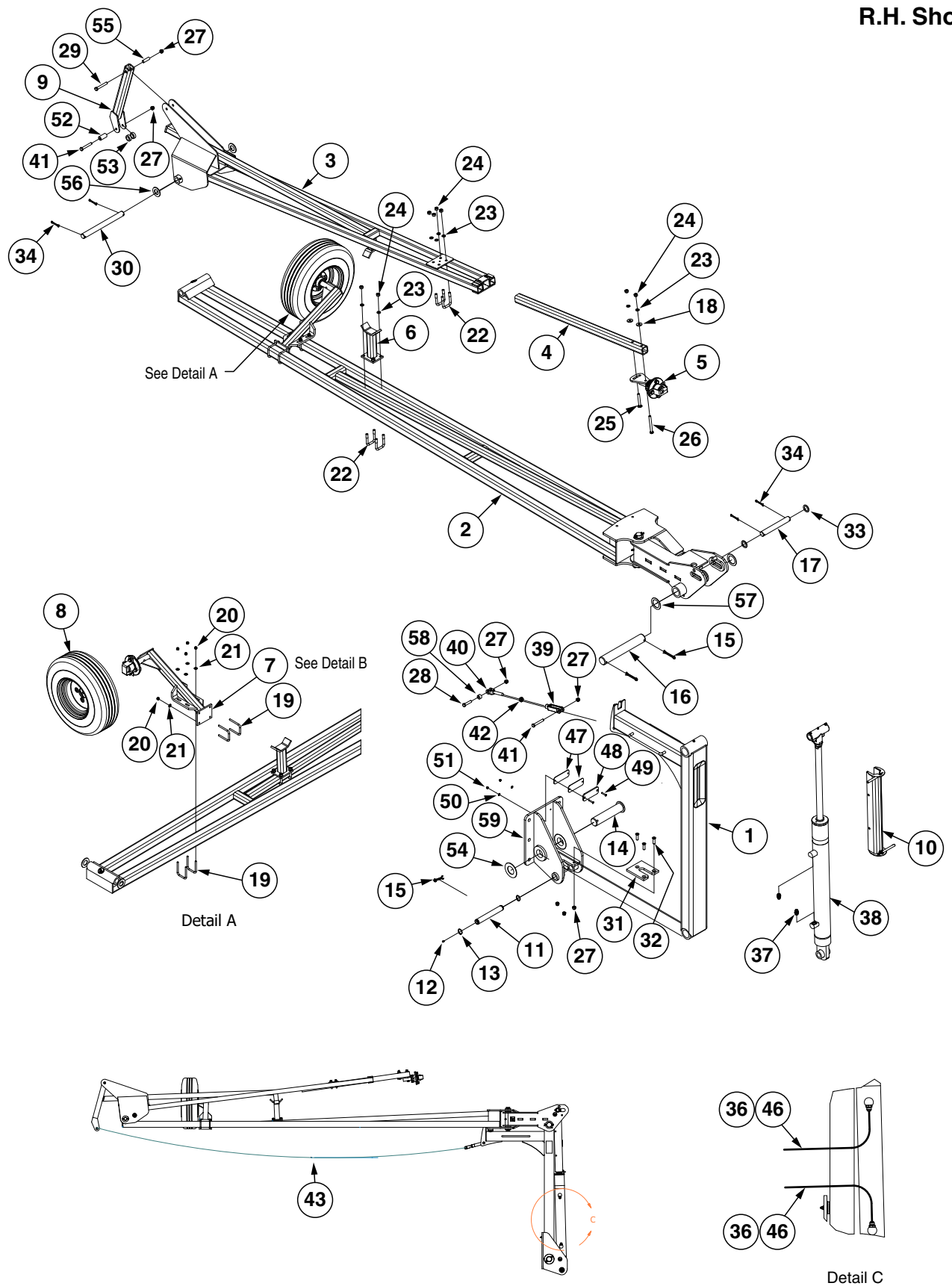


ITEM	PART NO.	QTY.	DESCRIPTION
1	---	1	<a href="#">See "Row Marker Assembly, 36 Row" on page P91</a>
2	---	---	---
3	GA18734	2	Marker Stand
4	GD16598	4	U-Bolt, 4" x 7" x 5/8"-11
5	G10230	8	Lock Washer, 5/8"
6	G10104	8	Hex Nut, 5/8"-11
7	G11392	12	Flat Washer, 3/4" SAE
8	G10026	12	Hex Head Cap Screw, 3/4"-10 x 2"
9	G11314	12	Serrated Flange Nut, 3/4"-10
10	G6400-06-08 GR1037	4 -	Connector W/O-Ring, 9/16"-18 Male JIC To 3/4"-16 O-Ring O-Ring
11	*A25696-62	4	Hose Assembly, 3/8" AR x 62" (06F-06F90L)

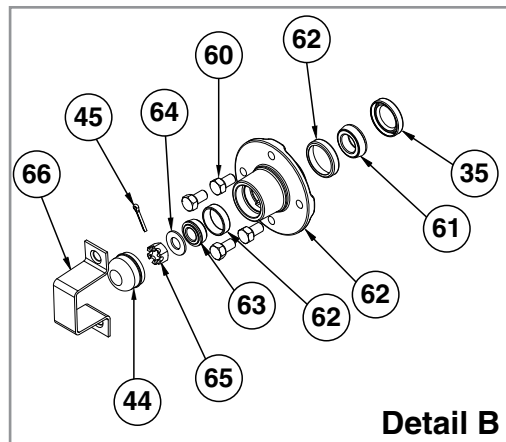
\* Hydraulic hose is not stocked by Kinze Repair Parts.

(A26424)

R.H. Shown



(Continued on the following pages.)



ITEM	PART NO.	QTY. (Per Assy.)	DESCRIPTION
1	GA18057	1	First Stage
2	---	1	<a href="#">See "Second Stage Marker, 24 Row" on page P95</a>
3	GA17732	1	Third Stage Marker
4	GD0453-07	1	Extension Tube, 45"
5	GA26909	1	<a href="#">See "Row Marker Spindle/Hub/Blade" on page P97</a>
6	GA20256	1	Stop Pad
7	GA0160R GA0160L	1 -	Support, R.H. Support, L.H. (Shown)
8	GA17768 GD15489 A10458	1 1 1	Rim, Gray Tire, 20.5 x 8.0-10 (Specify Brand**) Valve Stem
9	GA21209	1	Control Arm
10	GA18884 G10874	1 -	Cylinder Lock-up Assembly Detent Pin, 1/2" x 3 1/2" Grip
11	GD25860	1	Marker Pin, 1 1/4" x 8 7/8"
12	G10640	1	Grease Fitting, 1/4"-28
13	G11400	2	Retaining Ring, 1 1/4"
14	GA21107	1	Pin and Plate
15	G10461	3	Cotter Pin, 3/8" x 3"
16	GD25969	1	Pivot Shaft, 2 1/8" x 14 1/4"
17	GD10186	1	Pin, 1 1/4" x 9 1/2"
18	G10168	2	Machine Bushing, 1/2", 7 Gauge (.1793")
19	GD19212	4	U-Bolt, 2 1/2" x 3/8"-16
20	G10108	8	Lock Nut, 3/8"-16
21	G11387	8	Flat Washer, 3/8" SAE
22	GD2721	4	U-Bolt, 2" x 2" x 1/2"-13
23	G10228	10	Lock Washer, 1/2"
24	G10102	10	Hex Nut, 1/2"-13
25	G10844	1	Carriage Bolt, 1/2"-13 x 3 1/2"
26	G10045	1	Hex Head Cap Screw, 1/2"-13 x 4 1/2"
27	G10111	7	Lock Nut, 1/2"-13
28	G10581	1	Hex Head Cap Screw, 1/2"-13 x 2 1/4"
29	G10033	1	Hex Head Cap Screw, 1/2"-13 x 3 1/2"
30	GD0704	1	Pin, 1 1/4" x 14"
31	GD25862	1	Wear Stop

ITEM	PART NO.	QTY. (Per Assy.)	DESCRIPTION
32	G11534	3	Hex Flat Head Counter Sunk, 1/2"-13 x 1 3/4"
33	G10159	2	Washer, 1 7/8", 10 Gauge (.1345")
34	G10460	4	Cotter Pin, 1/4" x 2"
35	GD21540	1	Grease Seal
36	G6502-08	2	Swivel Elbow, 45°, 3/4"-16 Male JIC To Female
37	G6400-08	2	Connector W/O-Ring, 3/4"-16 Male JIC To O-Ring
38	GA18861	1	<a href="#">See "Row Marker Cylinder" on page P109</a>
39	GD8218	1	Yoke
40	GD11115	1	Plain Yoke
41	G10585	2	Hex Head Cap Screw, 1/2"-13 x 3/4"
42	G10503	1	Hex Jam Nut, 5/8"-11, Grade 2
43	GD28630	1	Wire Rope, 153 3/4"
44	GD0840	1	Dust Cap
45	G10544	1	Cotter Pin, 5/32" x 1"
46	*A15032-51	2	Hose Assembly, 3/8" x 51" (08F-08F) (Abrasion Resistant)
47	GD26954	2	Shim Stop
48	GD26955	1	Stop Pad
49	G11570	2	Hex Flat Head Cap Screw, 1/4"-20 x 1 1/2"
50	G11385	2	Flat Washer, 1/4" SAE
51	G10110	2	Lock Nut, 1/4"-20, Grade B
52	GD4887-20	1	Sleeve, 1" O.D. x .562" I.D. x 2"
53	GD5900-37	2	Sleeve, 1 1/2" O.D. x 1" x 1/2"
54	GD30380	1	Washer, 4" O.D. x 2.188" I.D. x 10 Gauge (.134")
55	GD7904-09	1	Sleeve, 5/8" O.D. x .509" I.D. x 2 5/8"
56	G11396	2	Flat Washer, 1 1/4" SAE
57	G10336	2	Machine Bushing, 2 1/8", 14 Gauge (.0747"), R.H. Marker
	G11396		Flat Washer, 1 1/4" SAE, L.H. Marker
58	GD4887-01	1	Sleeve, 1/2" I.D. x 5/8" Long
59	GA24736	1	Marker Mount
60	GD3248	4	Lug Bolt, 1/2"-20 x 1 1/4"
61	GA0245	1	Bearing
62	GA26876	1	Hub W/Cups, 4 Bolt
	GR0151	-	Outer Cup (Included W/GA26876)
	GR0150	-	Inner Cup (Included W/GA26876)
	GB0165	-	Hub, 4 Bolt (Included W/GA26876)
63	GA0257	1	Bearing
64	G11391	1	Flat Washer, 5/8" SAE
65	G10725	1	Slotted Hex Nut, 5/8"-18
66	GD2597	1	Retainer

\* Hydraulic hose is not stocked by Kinze Repair Parts, but can be made available on a special order basis. Call for quote.

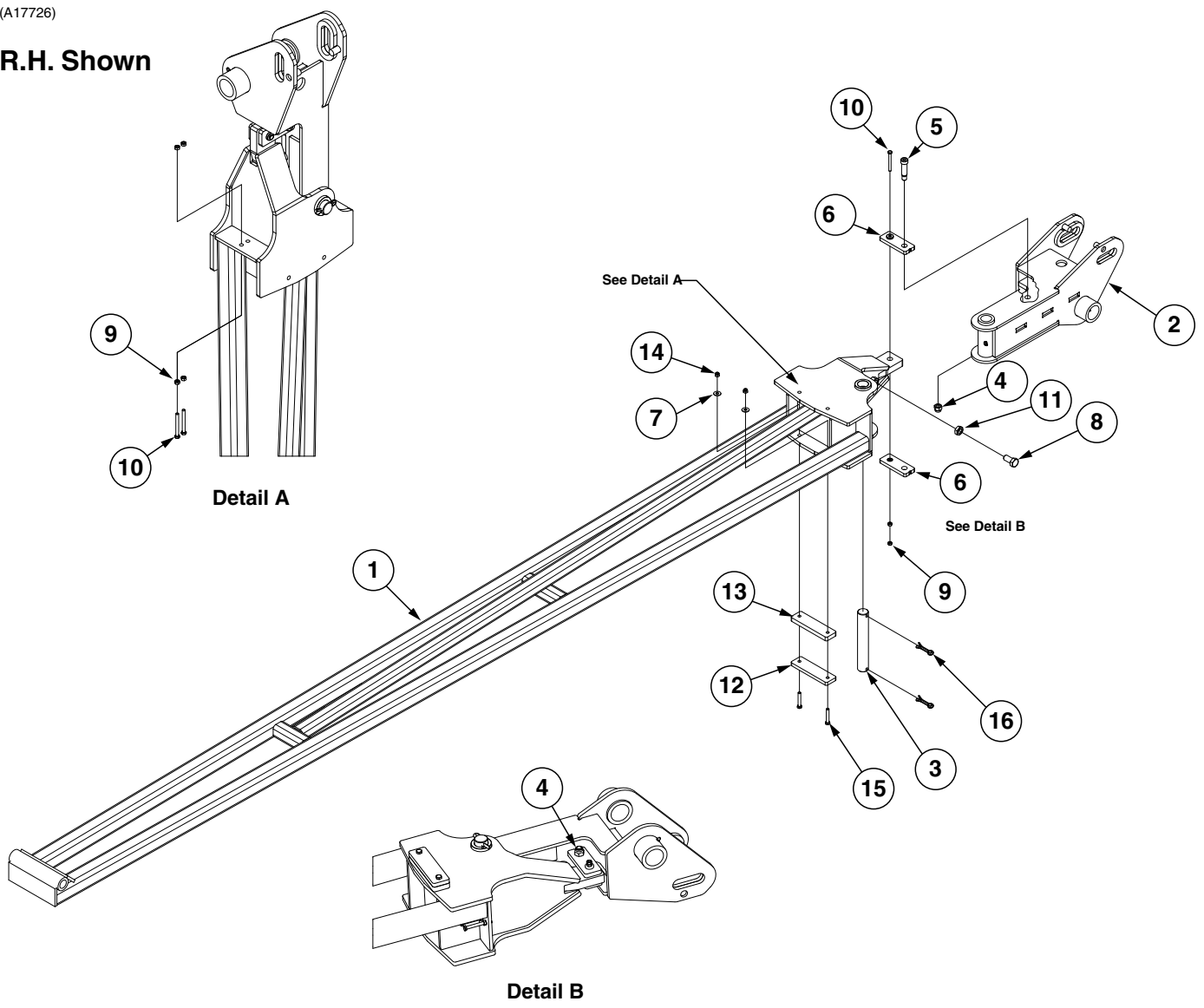
\*\*Specific brand requests will be supplied only as available from current Kinze Repair Parts stock. If a specific brand requested is not in stock, the brand available will be supplied.



**This page left blank intentionally.**

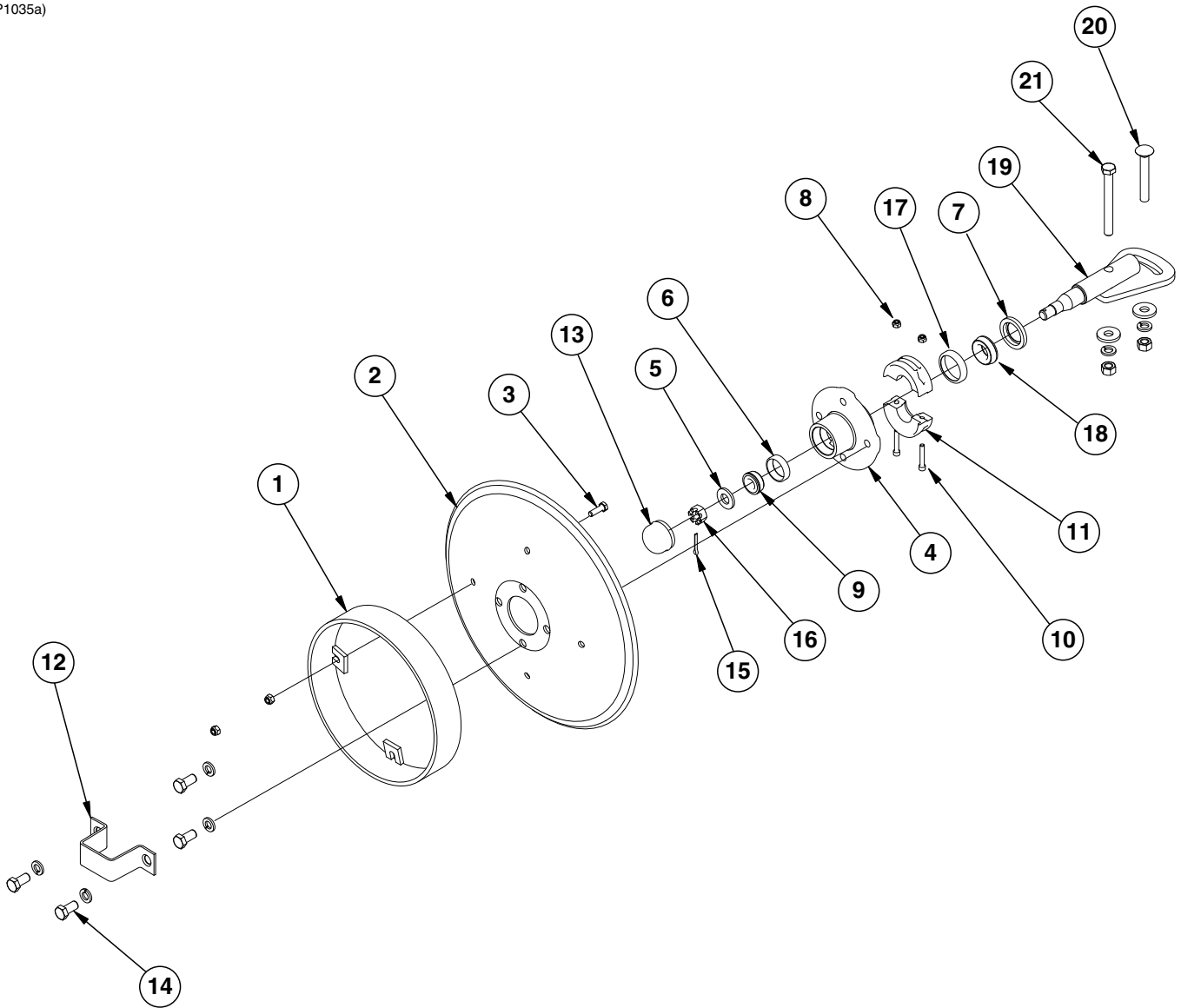
(A17726)

R.H. Shown



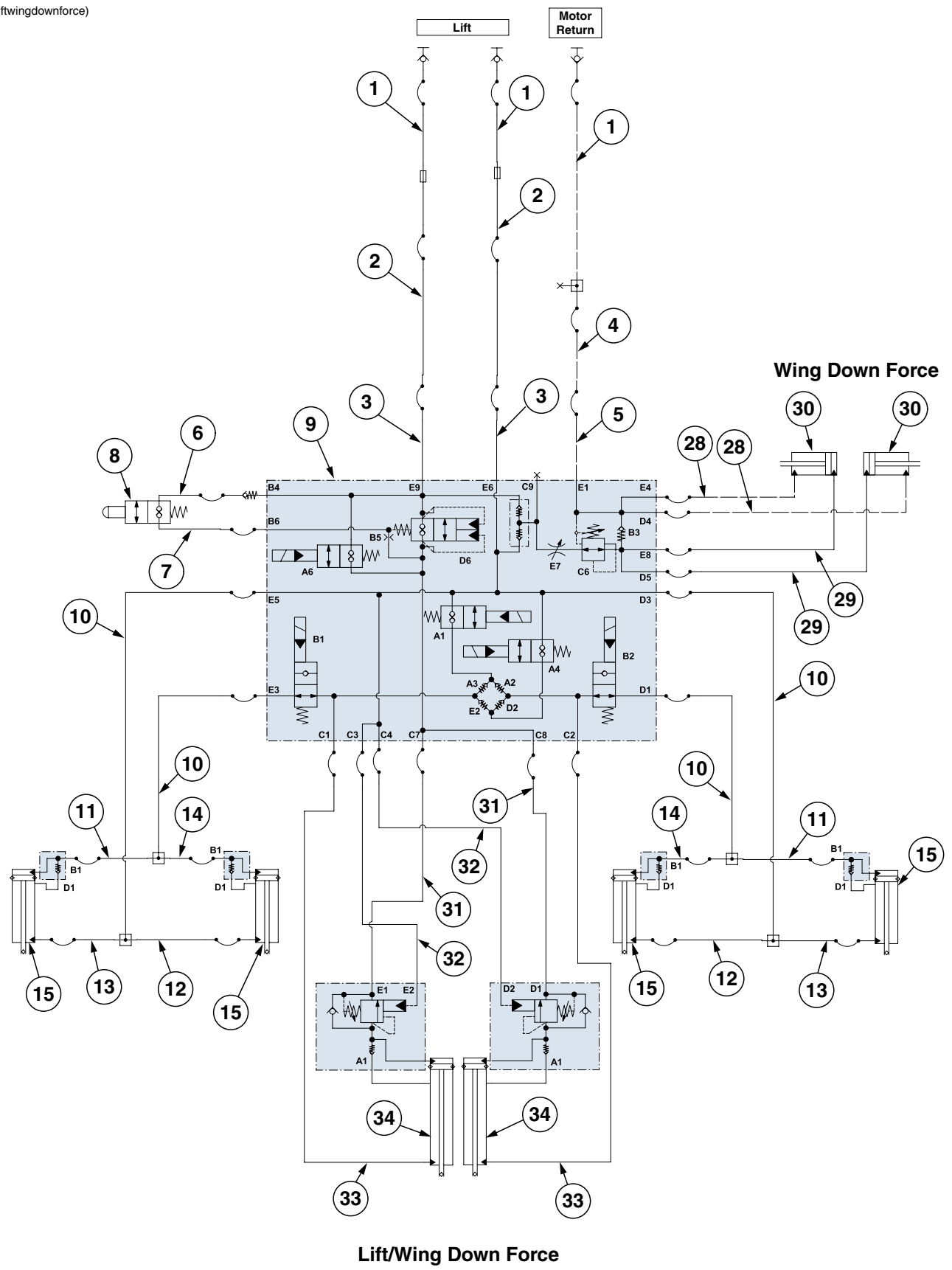
ITEM	PART NO.	QTY. (Per Assy.)	DESCRIPTION
1	GA18610	1	Second Stage, R.H.
	GA18611	-	Second Stage, L.H.
2	GA18870	1	R.H. Second Stage Knuckle
	GA18869	-	L.H. Second Stage Knuckle
3	GD25959	1	Breakaway Pivot Pin
4	G10107	1	Lock Nut, 5/8"-11
5	GD36716	1	Shoulder Bolt, 5/8"-11 x 2"
6	GA18485	2	Shear Strap
7	G10210	2	Washer, 3/8" USS
8	G10025	1	Hex Head Cap Screw, 3/4"-10 x 1 1/2"
9	G10106	6	Hex Nut, 5/16"-18
10	G11553	3	Hex Head Cap Screw, 5/16"-18 x 3"
11	G11087	1	Hex Nut, 3/4"-10
12	GD26204	1	Stop Pad
13	GD25965	1	Mount Spacer
14	G10108	2	Lock Nut, 3/8"-16
15	G10939	2	Hex Head Cap Screw, 3/8"-16 x 2 1/4"
16	G10468	2	Cotter Pin, 3/8" x 2"

(IP1035a)



ITEM	PART NO.	QTY. (Per Assy.)	DESCRIPTION
1	GA5853	1	Depth Band
2	GD0746	1	Disc Blade, Solid, 16" (Shown)
	GD10283	-	Disc Blade, Notched, 16" (Optional)
3	G10019	4	Hex Head Cap Screw, 5/16"-18 x 1"
	G10109	4	Lock Nut, 5/16"-18, Grade 8
4	GA26876	1	Hub W/Cups, 4 Bolt (Includes Items 6 and 17)
5	G11391	1	Flat Washer, 5/8" SAE
6	GR0151	1	Outer Cup
7	GD21540	1	Grease Seal
8	G10110	2	Lock Nut, 1/4"-20, Grade B
9	GA0257	1	Bearing
10	G11418	2	Hex Socket Head Cap Screw, 1/4"-20 x 1 1/2"
11	GB0554	2	Hub Shield
12	GD2597	1	Retainer
13	GD0840	1	Dust Cap
14	G10722	4	Hex Head Cap Screw, 1/2"-20 x 1"
	G10228	4	Lock Washer, 1/2"
15	G10544	1	Cotter Pin, 5/32" x 1"
16	G10725	1	Slotted Hex Nut, 5/8"-18
17	GR0150	1	Inner Cup
18	GA0245	1	Bearing
19	GA15151	1	Spindle
20	G10844	1	Carriage Bolt, 1/2"-13 x 3 1/2"
	G10168	1	Machine Bushing, 1/2", 7 Gauge
	G10228	1	Lock Washer, 1/2"
	G10102	1	Hex Nut, 1/2"-13
21	G10045	1	Hex Head Cap Screw, 1/2"-13 x 4 1/2"
	G10168	2	Machine Bushing, 1/2", 7 Gauge
	G10228	2	Lock Washer, 1/2"
	G10102	2	Hex Nut, 1/2"-13
A	GA26909	-	Marker Hub Assembly, (Items 4-19)

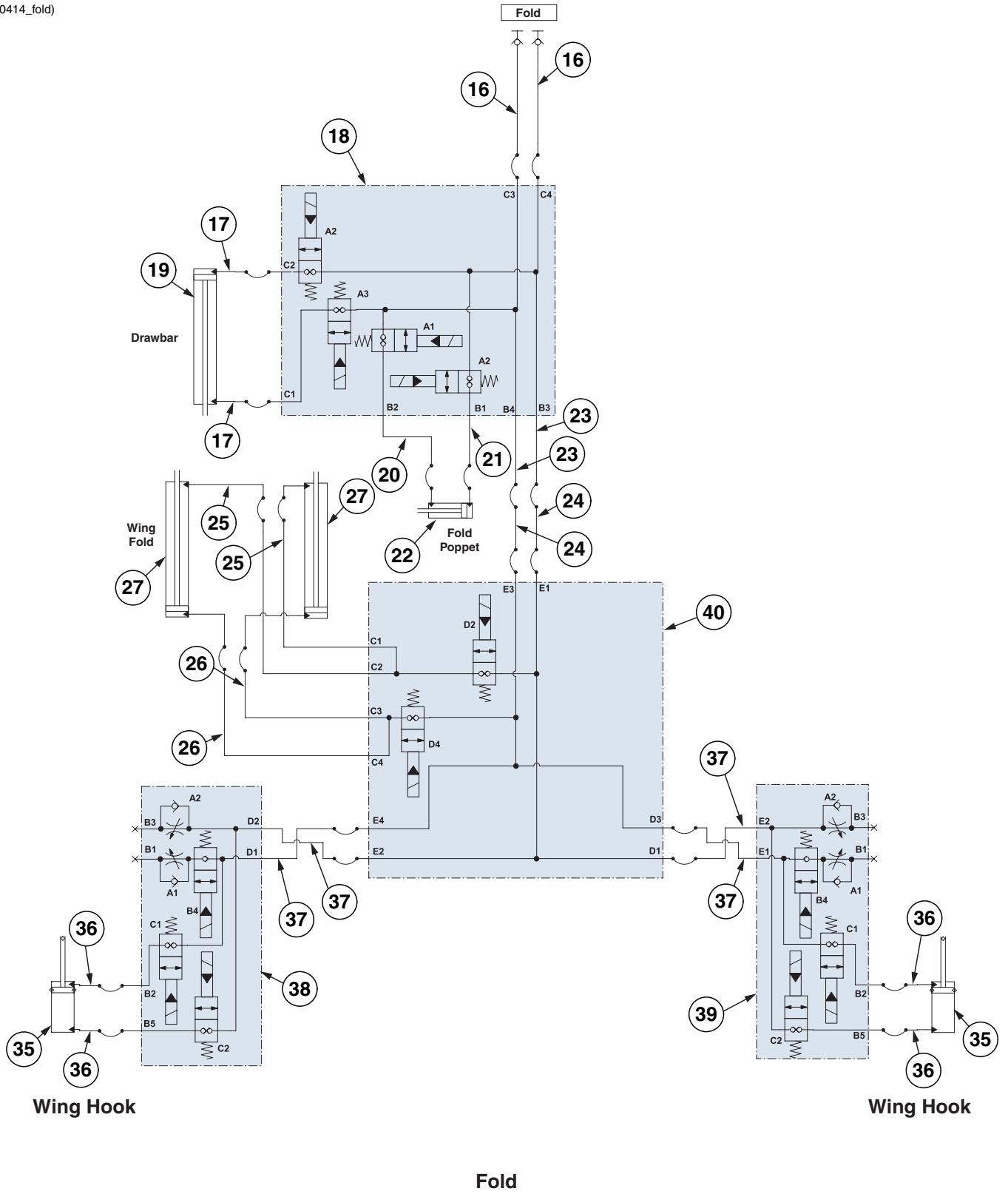
(Z0414\_liftwingdownforce)



Lift/Wing Down Force

Continued on following pages.

(Z0414\_fold)

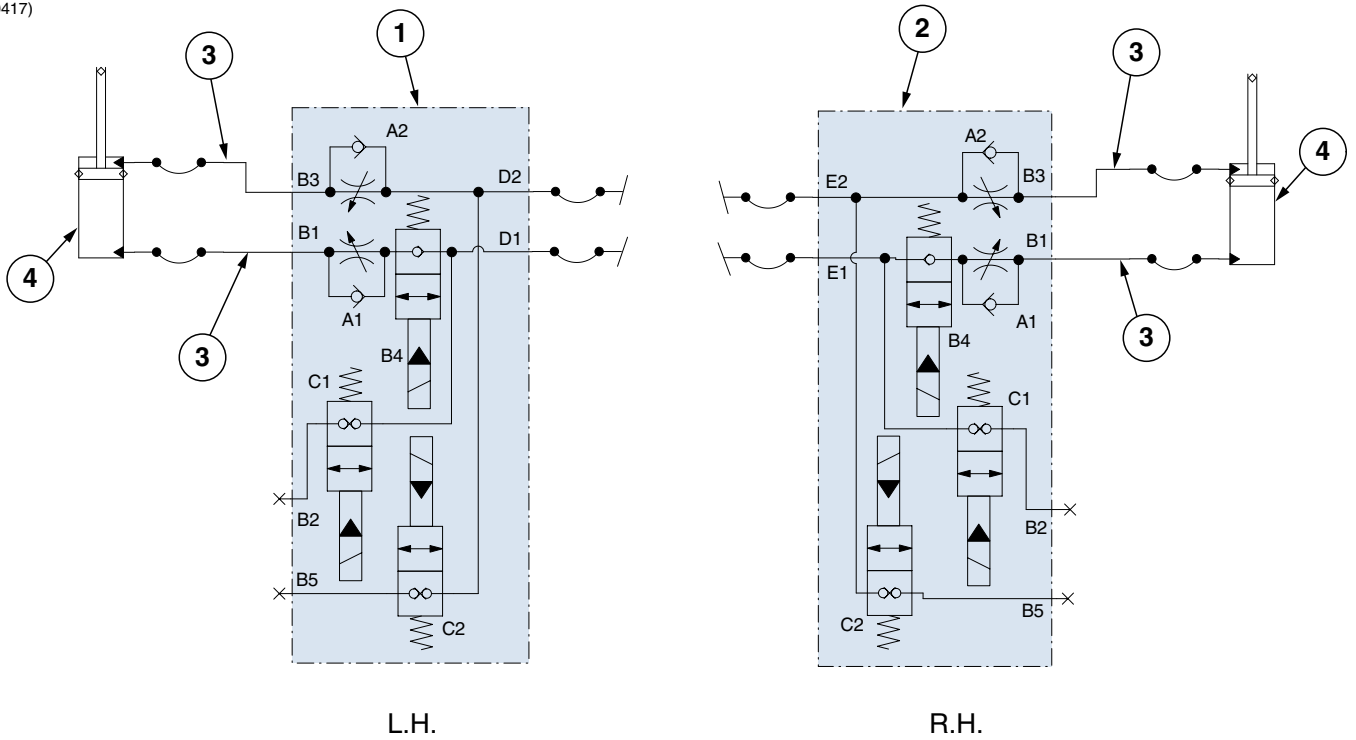


ITEM	PART NO.	QTY.	DESCRIPTION
1	*A21545-114	3	Hose Assembly, 5/8" AR x 114" (1/2M NPTF W/TIP - 10F) W/Cap
2	*A21536-255	2	Hose Assembly, 5/8" AR x 255" (10F - 10M)
3	*A11481-174	2	Hose Assembly, 5/8" AR x 174" (10F - 10F)
4	*A25693-255	1	Hose Assembly, 3/8" AR x 255" (10F - 06M)
5	*A25691-174	1	Hose Assembly, 3/8" AR x 174" (06F - 06F)
6	*A18699-38	1	Hose Assembly, 1/4" AR x 38" (06F - 06F90)
7	*A18699-42	1	Hose Assembly, 1/4" AR x 42" (06F - 06F90)
8	GA15784	1	Interlock Valve
9	---	1	<a href="#">See "Lift/Down Force Manifold Block" on page P123</a>
10	*A18630-326	4	Hose Assembly, 1/2" AR x 326" (08F - 08F)
11	*A15035-22	2	Hose Assembly, 3/8" AR x 22" (06F - 08F)
12	*A26930-28	2	Hose Assembly, 3/8" AR x 28" (08M - 08F)
13	*A26930-22	2	Hose Assembly, 3/8" AR x 22" (08M - 08F)
14	*A15035-28	2	Hose Assembly, 3/8" AR x 28" (06F - 06F)
15	GA26376	4	<a href="#">See "Wing Cylinder" on page P115</a>
16	*A18690-115	2	Hose Assembly, 1/2" AR x 115" (1/2M NPTF W/SP Tip -08F) W/Cap
17	*A26660-54	2	Hose Assembly, 3/8" AR x 54" (06F - 08F STD 90)
18	---	1	<a href="#">See "Hydraulic Valve Block on Front Hitch" on page P125</a>
19	GA24861	1	<a href="#">See "Drawbar Hitch Cylinder" on page P112</a>
20	*A7678-17	1	Hose Assembly, 1/4" x 17" (04F - 04F)
21	*A7678-19	1	Hose Assembly, 1/4" x 19" (04F-04F)
22	GA9205	1	<a href="#">See "Tongue Lock Cylinder" on page P114</a>
23	*A25704-255	2	Hose Assembly, 1/2" AR x 255" (08F - 08M)
24	*A18630-174	2	Hose Assembly, 1/2" AR x 174" (08F - 08F)
25	*A25691-103	2	Hose Assembly, 3/8" AR x 103" (06F-06F)
26	*A25691-76	2	Hose Assembly, 3/8" AR x 76" (06F - 06F)
27	GA26222	2	<a href="#">See "Fold Cylinder" on page P113</a>
28	*A25691-128	2	Hose Assembly, 3/8" AR x 128" (06F-06F)
29	*A25691-114	2	Hose Assembly 3/8" AR X 114" (06F - 06F)
30	GA26975	2	<a href="#">See "Wing Down Pressure Cylinder" on page P119</a>
31	*A18686-60	2	Hose Assembly, 1/2" AR x 60" (08F - 08F90S)
32	*A7684-60	2	Hose Assembly, 1/4" AR x 60" (04F - 04F)
33	*A18630-72	2	<a href="#">Hose Assembly, 1/2" AR x 72" (08F - 08F)</a>
34	GA27043	2	<a href="#">See "Master Cylinder (Center)" on page P117</a>
35	GA24999	2	<a href="#">See "Wing Latch Cylinder" on page P122</a>
36	*A7688-24	4	Hose Assembly, 1/4" AR x 24" (04F - 04F90S)
37	*A25691-354	4	<a href="#">Hose Assembly, 3/8" AR x 354" (06F - 06F)</a>
38	---	1	<a href="#">See "Hydraulic Valve Block on Outer Wings" on page P126</a>
39	---	1	<a href="#">See "Hydraulic Valve Block on Outer Wings" on page P126</a>
40	---	1	<a href="#">See "Fold/Marker Manifold Block" on page P127</a>

\* Hydraulic hose is not stocked by Kinze Repair Parts.



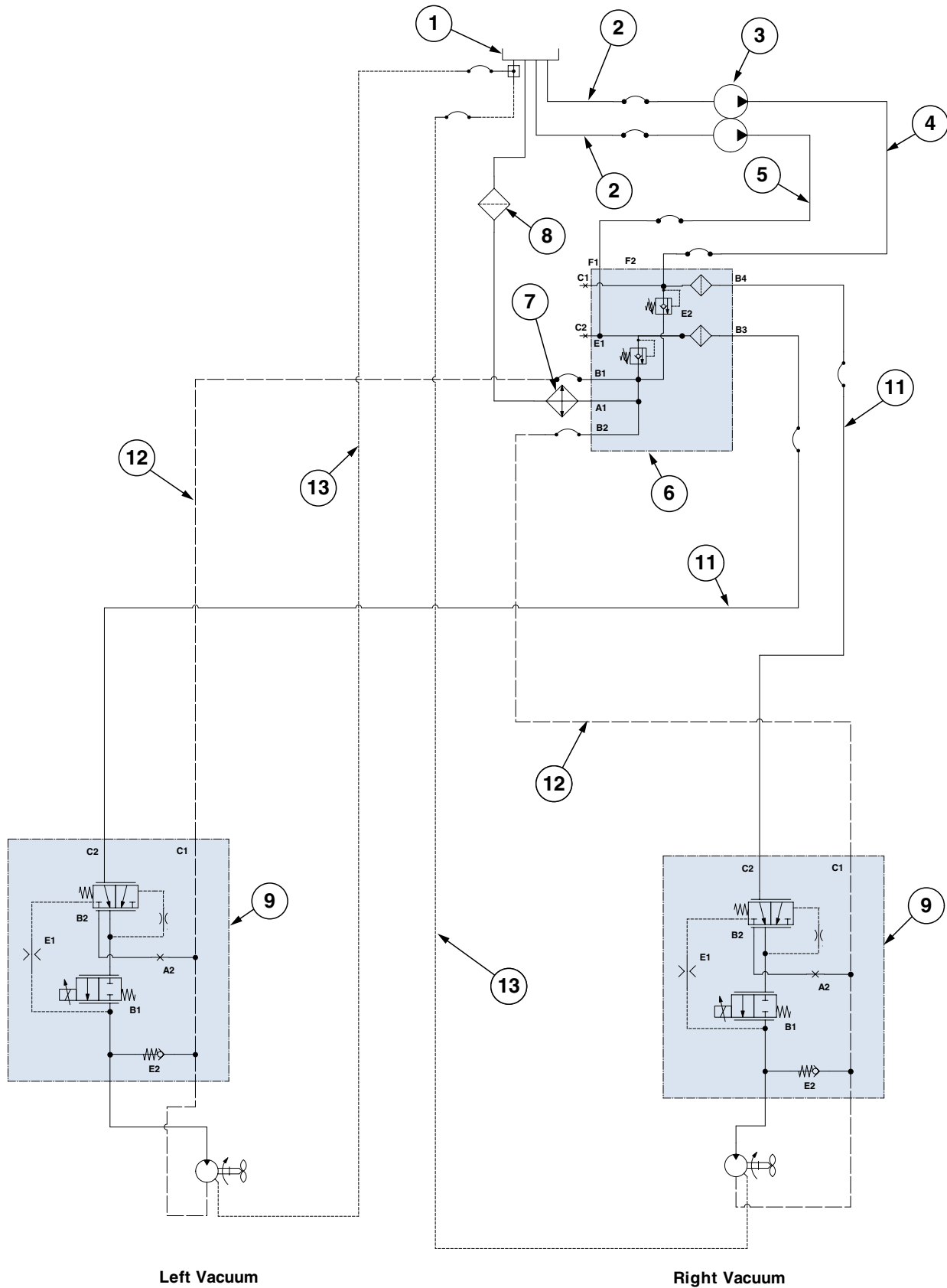
(Z0417)



ITEM	PART NO.	QTY.	DESCRIPTION
1	---	1	<a href="#">See "Hydraulic Valve Block on Outer Wings" on page P126</a>
2	---	1	<a href="#">See "Hydraulic Valve Block on Outer Wings" on page P126</a>
3	*A25696-62	4	Hose Assembly, 3/8" AR x 62" (06F-06F90L)
4	GA18861	2	<a href="#">See "Row Marker Cylinder" on page P109</a>

\* Hydraulic hose is not stocked by Kinze Repair Parts.

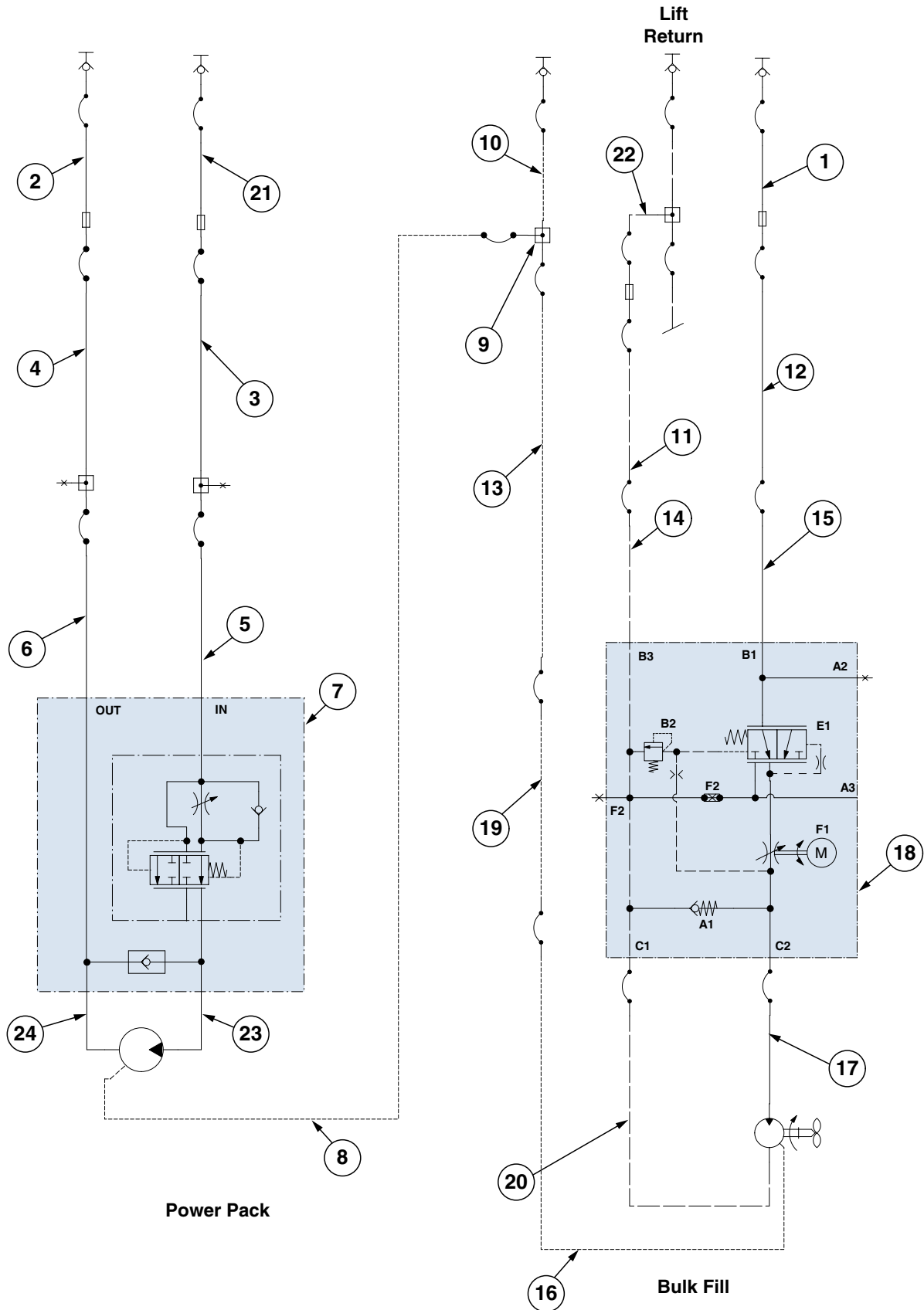
(Z0419)



ITEM	PART NO.	QTY.	DESCRIPTION
1	GA26545		Hydraulic Reservoir <a href="#">See "PTO Pump Assembly" on page P41</a>
2	*A11810-102		Hose Assembly, 1¼" x 102" (20F-20F), Corrugated
3	---		<a href="#">See "Vacuum PTO Pump" on page P137</a>
4	*A18678-102		Hose Assembly, ½" x 102" (08F-12F)
5	*A18678-120		Hose Assembly, ½" x 120" (8F-12F)
6	---		<a href="#">See "Hydraulic Valve Block on Vacuum Fan Reservoir" on page P139</a>
7	GA25353		PTO Cooler Fan <a href="#">See "PTO Pump Assembly" on page P41</a>
8	GA25354		Filter Assembly <a href="#">See "PTO Pump Assembly" on page P41</a>
9	---		<a href="#">See "Vacuum Fan Assembly" on page P37</a>
10	---	---	---
11	*A18630-368		Hose Assembly, ½" x 368" (08F-08F)
12	*A11481-366		Hose Assembly, 5⁄8" AR x 366" (10F-10F)
13	*A25691-382		Hose Assembly, 3⁄8" AR x 382" (06F-06F)

\* Hydraulic hose is not stocked by Kinze Repair Parts.

(Z0418)



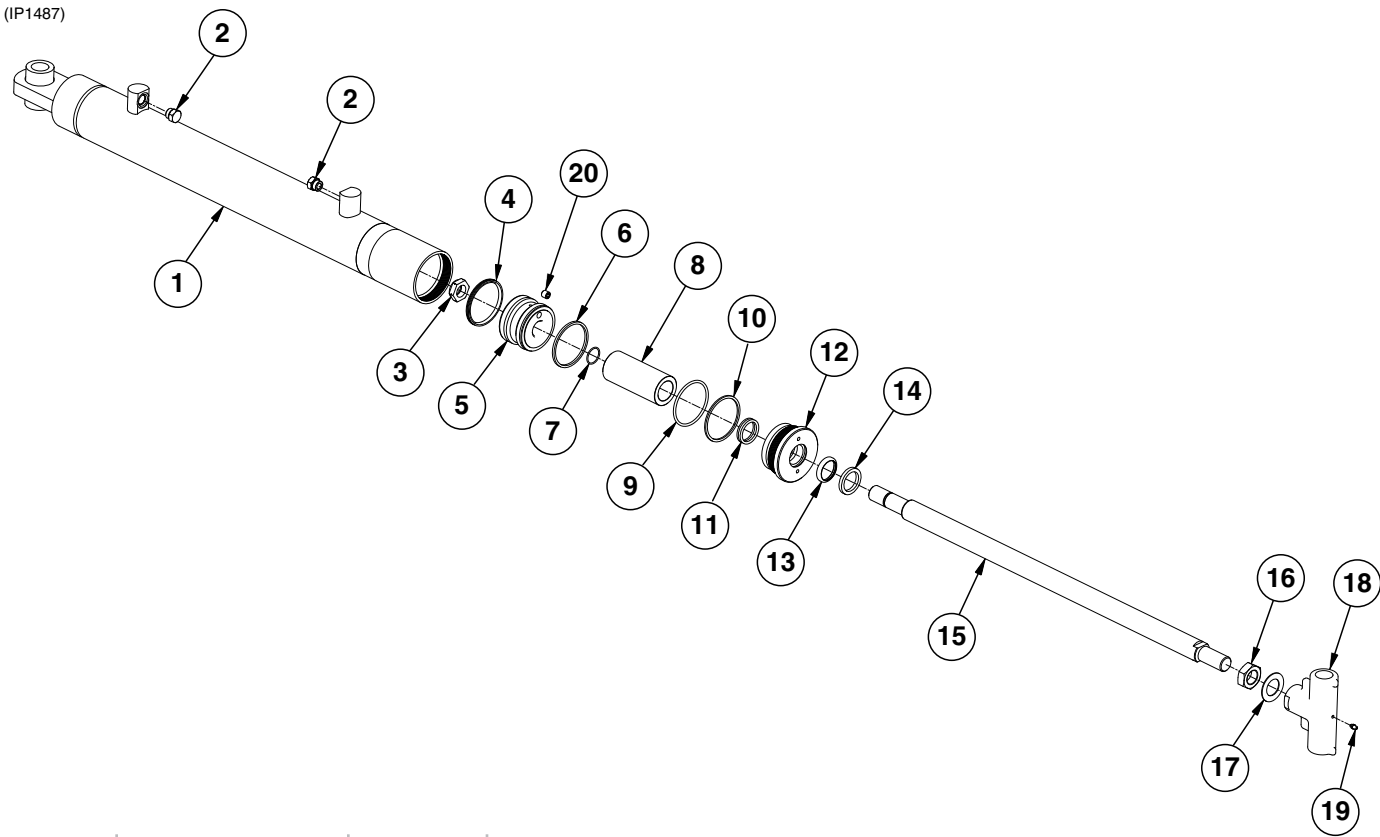
ITEM	PART NO.	QTY.	DESCRIPTION
1	*A18689-115	1	Hose Assembly, 1/2" AR X 115" (1/2M NPTF W/TIP-08F) W/Cap
2	*A21546-115	1	Hose Assembly, 5/8" AR x 115" (1/2M NPTF W/SP Tip-10F) W/Cap
3	*A25704-285	1	Hose Assembly, 1/2" AR x 285" (08F - 08M)
4	*A21525-285	1	Hose Assembly, 5/8" x 285" (10F-10M)
5	*A18630-309	1	Hose Assembly, 1/2" AR x 309" (08F-08F)
6	*A11481-309	1	Hose Assembly, 5/8" AR x 309" (10F-10F)
7	---	1	<a href="#">See "Power Pack Hydraulic Motor Valve Block" on page P143</a>
8	*A25691-148	1	Hose Assembly, 3/8" AR x 148" (06F-06F)
9	6602-06	1	Swivel Tee, 9/16"-18 JIC
10	*A25695-115	1	Hose Assembly, 3/8" AR x 115" (1/2M NPTP W/SP Tip-06F)
11	*A21536-255	1	Hose Assembly, 5/8" AR x 255" (10F - 10M)
12	*A25704-255	1	Hose Assembly, 1/2" x 255" (08F - 08M)
13	*A26659-255	1	Hose Assembly, 3/8" AR x 255" (06F-06M)
14	*A11481-190	1	Hose Assembly, 5/8" AR x 190" (10F-10F)
15	*A18630-190	1	Hose Assembly, 1/2" AR x 190" (08F-08F)
16	*A25691-23	1	Hose Assembly, 3/8" AR x 23" (06F-06F)
17	*A12011	1	Hose Assembly, 3/8" x 20" (06F-06F)
18	---	1	<a href="#">See "Bulk Fill Fan Hydraulic Valve Block" on page P141</a>
19	*A25691-178	1	Hose Assembly, 3/8" AR x 178" (06F-06F)
20	*A25699-24	1	Hose Assembly, 3/8" x 24" (08F-08F90S)
21	*A18692-115	1	Hose Assembly, 1/2" AR x 115" (08F-1/2M NPTF W/Tip W/Cap)
22	*A21544-36	1	Hose Assembly, 5/8" AR x 36" (10F-10F90S)
23	*A18671-18	1	Hose Assembly, 1/2" x 18" (08F-08F90S)
24	*A25706-20	1	Hose Assembly, 1/2" x 20" (10F-10F90S)

\* Hydraulic hose is not stocked by Kinze Repair Parts.



ITEM	PART NO.	QTY.	DESCRIPTION
1	GD10057-20	6	Hose Identification Sleeve, Purple PP
2	GD35904-01	96	Hose Identification Sleeve, Purple PP
3	*A7685-40	4	Hose Assembly, ¼" x 40" (04F - 06F90S)
4	*A7677-17	8	Hose Assembly, ¼" x 17" (04F - 04F90M)
5	*A7677-21	8	Hose Assembly, ¼" x 21" (04F-04F STD 90)
6	*A7685-11	12	Hose Assembly, ¼" x 11" (04F-06F90S)
7	*A7685-14	14	Hose Assembly, ¼" x 14" (04F - 06F90S)
8	*A7685-17	2	Hose Assembly, ¼" x 17" (04F - 06F90S)
9	*A7687-44	4	Hose Assembly, ¼" AR x 44" (04F-06F90S)
10	*A7681-10	1	Hose Assembly, ¼" x 10" (04F90S - 06F)
11	*A7680-14	2	Hose Assembly, ¼" x 14" (04F-04F)
12	*A7681-15	3	Hose Assembly, ¼" x 15" (04F 90S-06F)
13	*A7680-20	4	Hose Assembly, ¼" x 20" (04F-06F)
14	*A7681-22	2	Hose Assembly, ¼" x 22" (04F90S - 06F)
15	*A7677-27	2	Hose Assembly, ¼" x 27" (04F - 04F90M)
16	*A7678-26	2	Hose Assembly, ¼" x 26" (04F - 04F)
17	*A7677-46	1	Hose Assembly, ¼" x 46" (04F - 04F90M)
18	*A7678-46	2	Hose Assembly, ¼" x 46" (04F - 04F)
19	*A7677-51	1	Hose Assembly, ¼" x 51" (04F - 04F90M)
20	*A15072-40	4	Hose Assembly, ⅜" x 40" (06F - 06F90M)
21	*A12002	4	Hose Assembly, ⅜" x 32" (06F-06F)
22	*A25697-25	4	Hose Assembly, ⅜" x 25" (06F90 - 08F)
23	*A25692-70	4	Hose Assembly, ⅜" AR x 70" (06F - 06F90S)
24	*A15081-87	4	Hose Assembly, ⅜" x 87" (06F - 06F)
25	*A15081-69	4	Hose Assembly, ⅜" x 69" (06F - 06F)
26	*A18671-26	1	Hose Assembly, ½" x 26" (08F - 08F90S)
27	*A18671-47	2	Hose Assembly, ½" x 47" (08F - 08F90S)
28	*A18671-58	1	Hose Assembly, ½" x 58" (08F - 08F90S)
29	*A21542-72	1	Hose Assembly, ⅝" x 72" (10F - 10F90M)
30	*A21544-95	1	Hose Assembly, ⅝" AR x 95" (10F - 10F90S )
31	*A7678-12	36	Hose Assembly, ¼" x 12" (04F - 04F)
32	*A7677-20	36	Hose Assembly, ¼" x 20" (04F - 04F STD 90)

\* Hydraulic hose is not stocked by Kinze Repair Parts.



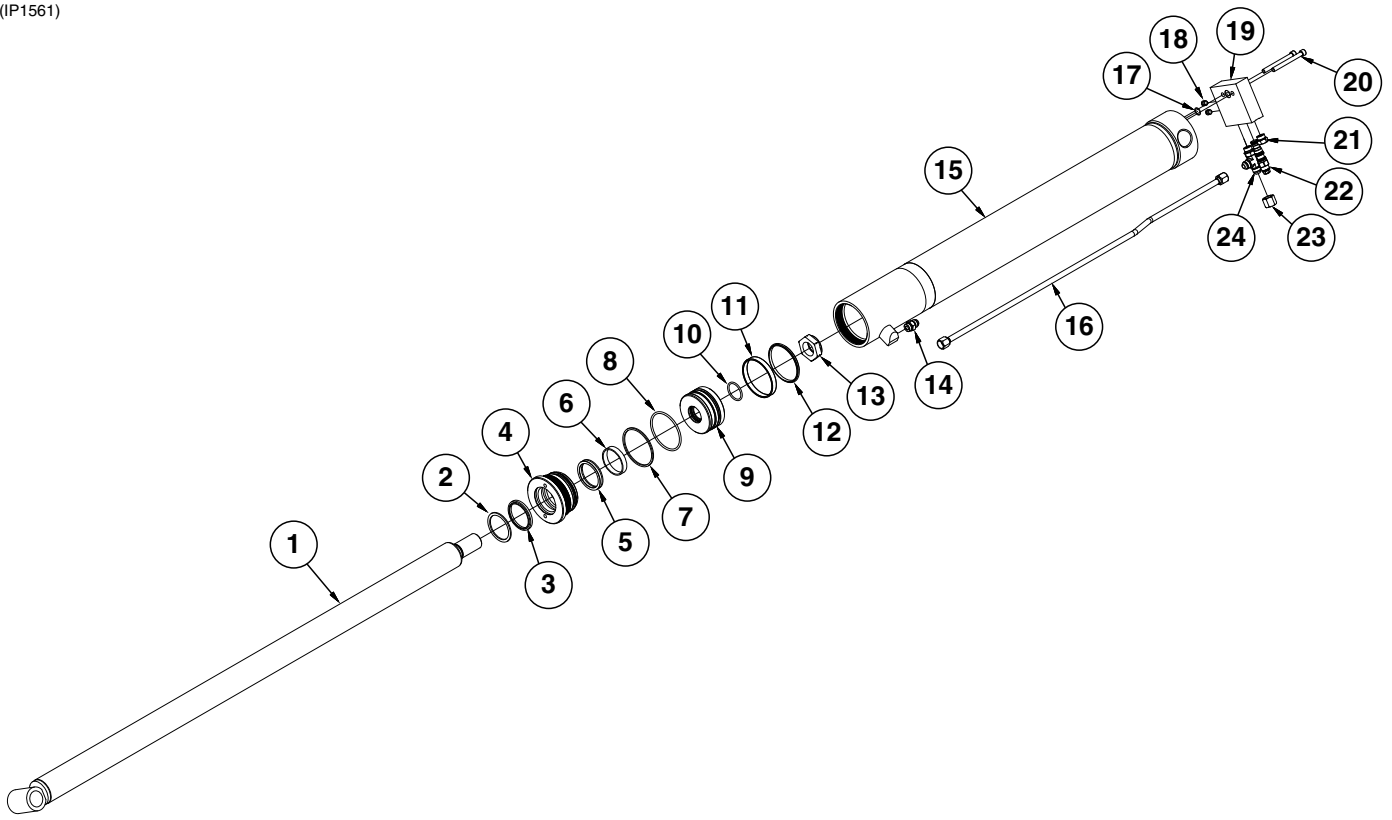
ITEM	PART NO.	QTY.	DESCRIPTION
1	A18862	1	Barrel
2	G6408-08	2	Plug W/O-Ring, 3/4"-16 O-Ring
	GR1037	-	O-Ring
3	G10948	1	Lock Nut, 1 1/8"-12
4	*D12280	1	T-Seal
5	GD26966	1	Piston, 3 1/2"
6	*D12088	1	Piston Ring, 3 1/2"
7	*D12245	1	O-Ring, #122
8	GD2745-28	1	Sleeve, 2 1/4" O.D. x 5.19"
9	*D12231	1	O-Ring, #338
10	*D12232	1	BU Ring
11	*D12252	1	U-Cup
12	GD12548	1	Gland
13	*D12206	1	Wiper, 1 1/2"
14	*D12103	1	Cast Iron Ring
15	GD27068	1	Rod
16	G11907	1	Hex Jam Nut, 1 1/8"-12 Grade 2
17	GD27067	1	Locking Device
18	GD27066	1	Sleeve
19	G10640	1	Grease Fitting, 1/4"-28
20	GD11580	1	Flow Restrictor Orifice, 1/2"-20
A	GA18861	-	Cylinder Complete, 3 1/2" x 20 3/4" (Part Number Stamped on Barrel)
B	GR1532	1	Seal Kit, Includes: (1)Wiper, (2)O-Rings, (1)U-Cup, (1) BU Ring, (1)Cast Iron Ring, (1)T-Seal

\*Item is part of seal kit, item can not be purchased individually.



**This page left blank intentionally.**

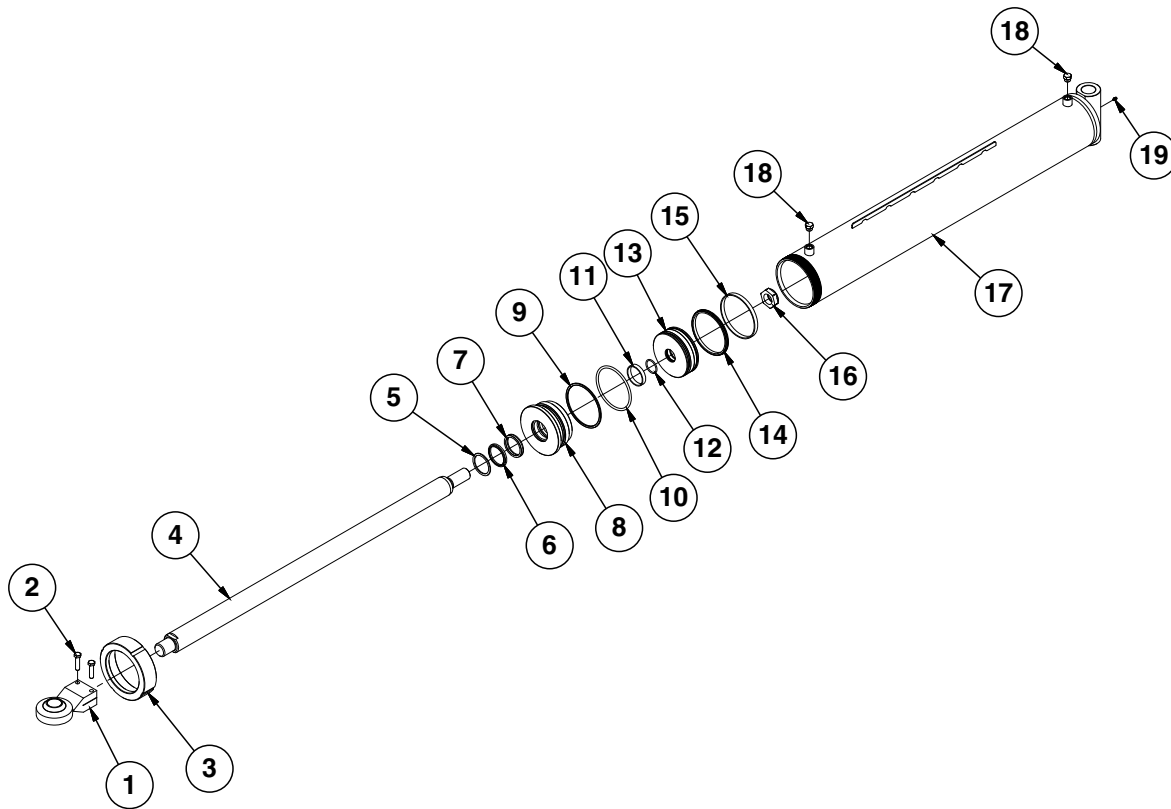
(IP1561)



ITEM	PART NO.	QTY.	DESCRIPTION
1	GA24862	1	Rod
2	*D12121	1	Ring
3	*D12263	1	Wiper
4	GD30273	1	Head Gland
5	*D12264	1	U-Cup
6	*D12137	1	Wear Ring
7	*D12222	1	Back-Up Ring, No. 342
8	*D12221	1	O-Ring, No. 342
9	GD30274	1	Piston
10	*D30432	1	O-Ring, No. 223
11	*D12120	1	WEAR RING, 4" NYLON
12	*D12281	1	Seal
13	GD27238	1	Nylon Lock Nut, 1½"-12, Grade 8
14	G6400-08 GR1037	1	Connector W/O-Ring, ¾"-16 Male JIC To O-Ring O-Ring
15	A24863	1	Barrel
16	GA24865	1	Steel Hydraulic Line
17	*D12239	1	O-Ring, No. 016
18	GD34751	2	Plug
19	GD34750	1	Manifold Block
20	G11947	2	Hex Socket Head Cap Screw, ⅜"-16 x 2"
21	G6408-08 GR1037	1 -	Plug W/O-Ring, ¾"-16 O-Ring O-Ring
22	GA8882	1	Counter Balance Valve
23	G304-C-8	1	Cap Nut, ¾"-16
24	G6804-08	1	Adjustable Tee, ¾"-16 Male JIC To O-Ring
A	GA24861	-	Cylinder Complete ( <i>Part Number Stamped on Barrel</i> )
B	GR2231	-	Seal Kit, Includes: (2) Wear Rings, (3) O-Rings, (1) Wiper Rod, (1) U-Cup, (1) Seal, (1) Back-Up Ring, (1) Lathe Cut Ring
C	GR1517	-	Seal Kit For Counter Balance Valve, Includes: (3) O-Rings, (3) BU Rings

\*Item is part of seal kit, item can not be purchased individually.

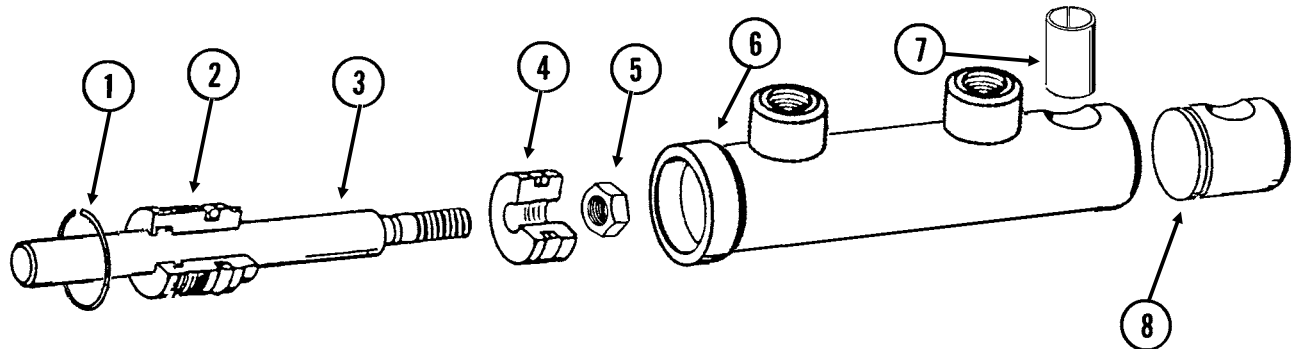
(IP1573)



ITEM	PART NO.	QTY.	DESCRIPTION
1	GA24834	1	Adjustable Ball Joint
2	G10016	2	Hex Head Cap Screw, 1/2"-13 x 2"
3	GD23382	1	Threaded Cap
4	GD36193	1	Rod
5	GD12121	1	Ring
6	*D12263	1	Wiper
7	*D12264	1	U-Cup
8	GD23450	1	Head Gland
9	*D23390	1	BU Ring
10	*D23389	1	O-Ring, No. 433
11	*D12137	1	Wear Ring
12	*D30432	1	O-Ring, No. 223
13	GD34630	1	Piston
14	*A24781	1	Piston Seal
15	*D23387	1	Wear Ring
16	GD27238	1	Nylon Lock Nut, 1 1/2"-12, Grade 8
17	GA26223	1	Barrel <b>(Non-Stock Item)</b>
18	G6408-08	2	Plug W/O-Ring, 3/4"-16 O-Ring
	GR1037	-	O-Ring
19	G10640	1	Grease Fitting, 1/4"-28
A	GA26222	-	Cylinder Complete, 6" x 42 3/4" (Part Number Stamped on Barrel)
B	GR2369	1	Seal Kit, Includes: (2) Wear Rings, (1) Wiper Rod, (1) U-Cup Seal, (2) O-Rings, (1) Back-Up Ring, (1) Piston Seal

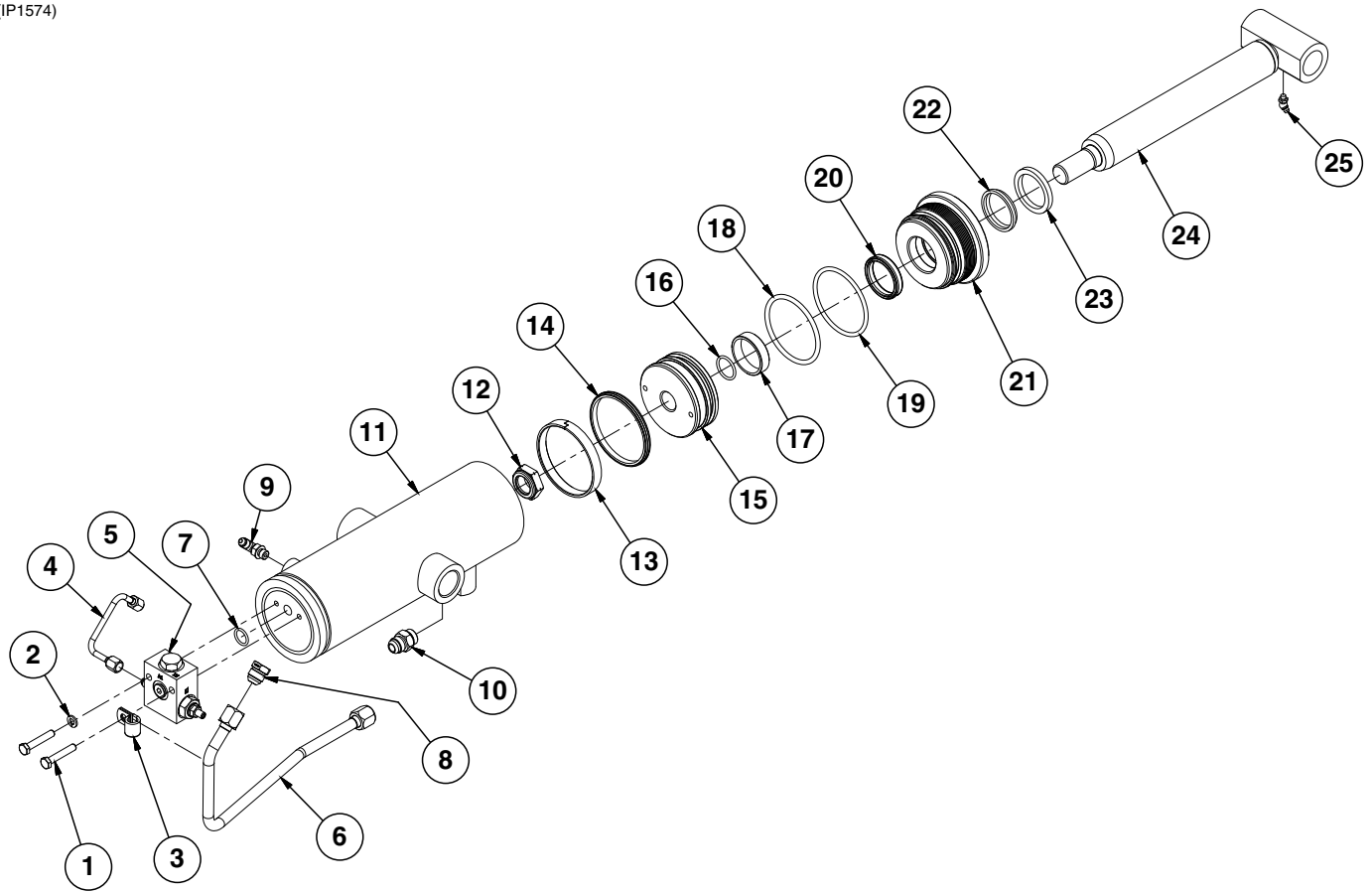
\*Item is part of seal kit, item can not be purchased individually.

CYL035(CYL9d)



ITEM	PART NO.	QTY.	DESCRIPTION
1	G10770	1	Internal Retaining Ring, 1 $\frac{1}{16}$ "
2	GD13170	1	Gland
3	GD13171	1	Rod
4	GD13172	1	Piston
5	GD27232	1	Nylon Lock Nut, $\frac{1}{2}$ "-20, Grade 8
6	D13169	1	Barrel ( <b>Non-Stock Item</b> )
7	GD13400	1	Tension Bushing, 1" x 2" Long
8	GD13173	1	End Cap
A	GA9205	-	Cylinder Complete, 1 $\frac{1}{2}$ " x 2 $\frac{1}{2}$ " ( <i>Part Number Stamped On Barrel</i> )
B	GR1598	-	Seal Kit, Includes: (3) O-Rings, (2) BU Rings, (1) Wiper, (1) T-Seal, (1) Bronze Bushing, (1) Seal, (1) U-Cup

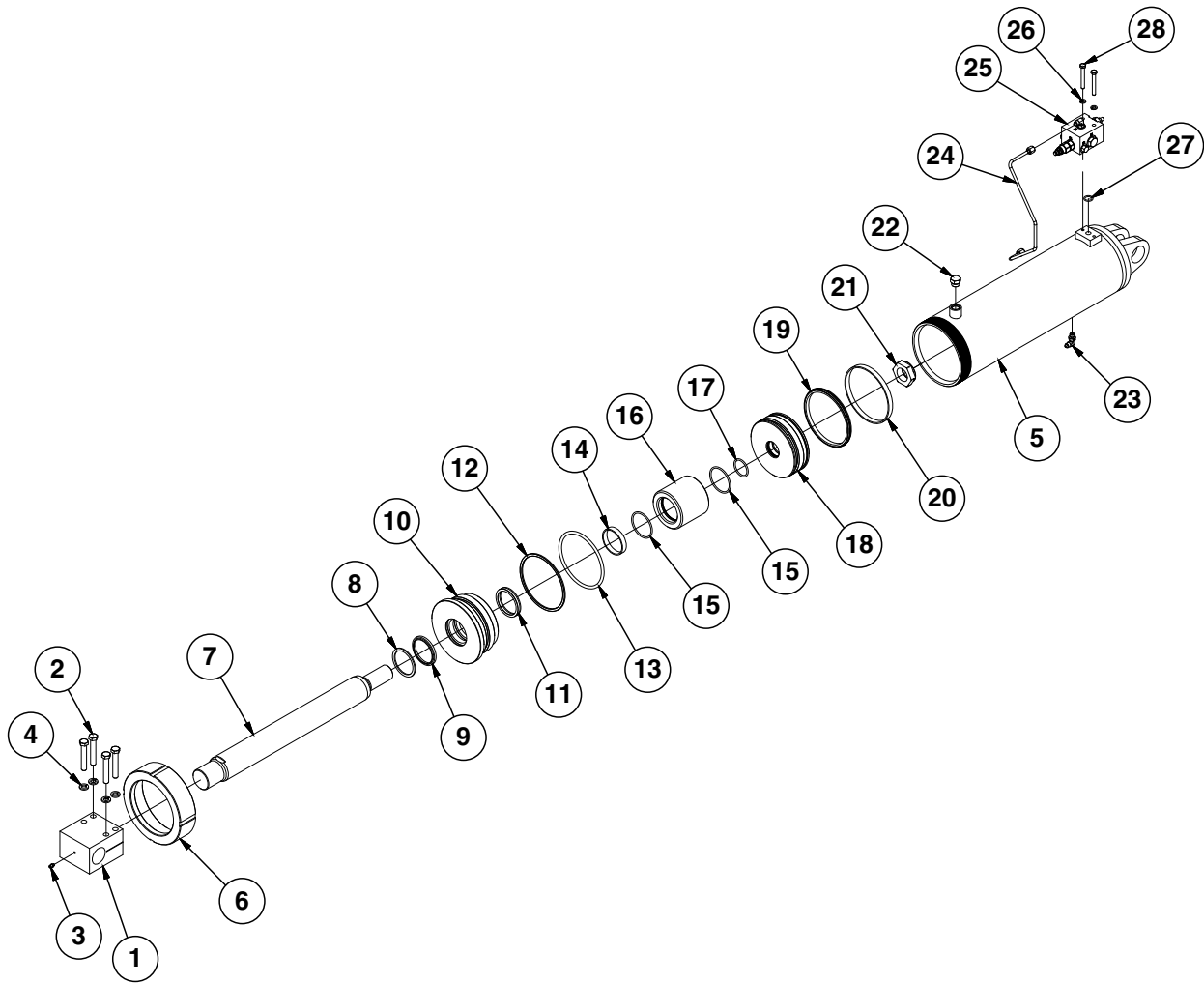
(IP1574)



ITEM	PART NO.	QTY.	DESCRIPTION
1	G11954	2	Hex Head Cap Screw, 5/16"-18 x 1 3/4", Grade 8
2	G10232	1	Lock Washer, 5/16"
3	GD36393	1	Insulated Clamp, 1/2"
4	GA25225	1	Steel Hydraulic Line
5	---	1	<a href="#">See "Wing Cylinder Manifold Block" on page P144</a>
6	GA26378	1	Steel Hydraulic Line, 1/2"
7	*D12274	1	O-Ring
8	G2408-08	1	Plug, 3/4"-16 JIC
9	G6801-04-04	1	90° Adjustable Elbow, 7/16"-20
10	G6400-08 GR1037	1 -	Connector W/O-Ring, 3/4"-16 Male JIC To O-Ring O-Ring
11	GA26382	1	Barrel ( <b>Non-Stock Item</b> )
12	GD27235	1	Nylon Lock Nut, 1"-14, Grade 8
13	*D34654	1	Wear Ring
14	*A24796	1	Piston Seal
15	GD34646	1	Piston
16	*D29649	1	O-Ring, No. 215
17	*D12134	1	Wear Ring
18	*D12270	1	O-Ring, No. 340
19	*D12271	1	BU Ring
20	*D12253	1	U-Cup
21	GD34653	1	Head Gland
22	*D12200	1	Wiper, 1 3/4"
23	GD12104	1	Ring, 1 3/4"
24	GA25222	1	Rod
25	G10643	1	Grease Fitting, 45°, 1/4"-28
A	GA26376	-	Cylinder Complete, 3 3/4" x 8.625" ( <i>Part Number Stamped On Barrel</i> )
B	GR2337		Seal Kit, Includes: (3) O-Rings, (1) Back-Up Ring, (1) Wiper Rod, (1) U-Cup, (2) Wear Ring, (1) Piston Seal

\*Item is part of seal kit, item can not be purchased individually.

(IP1575)

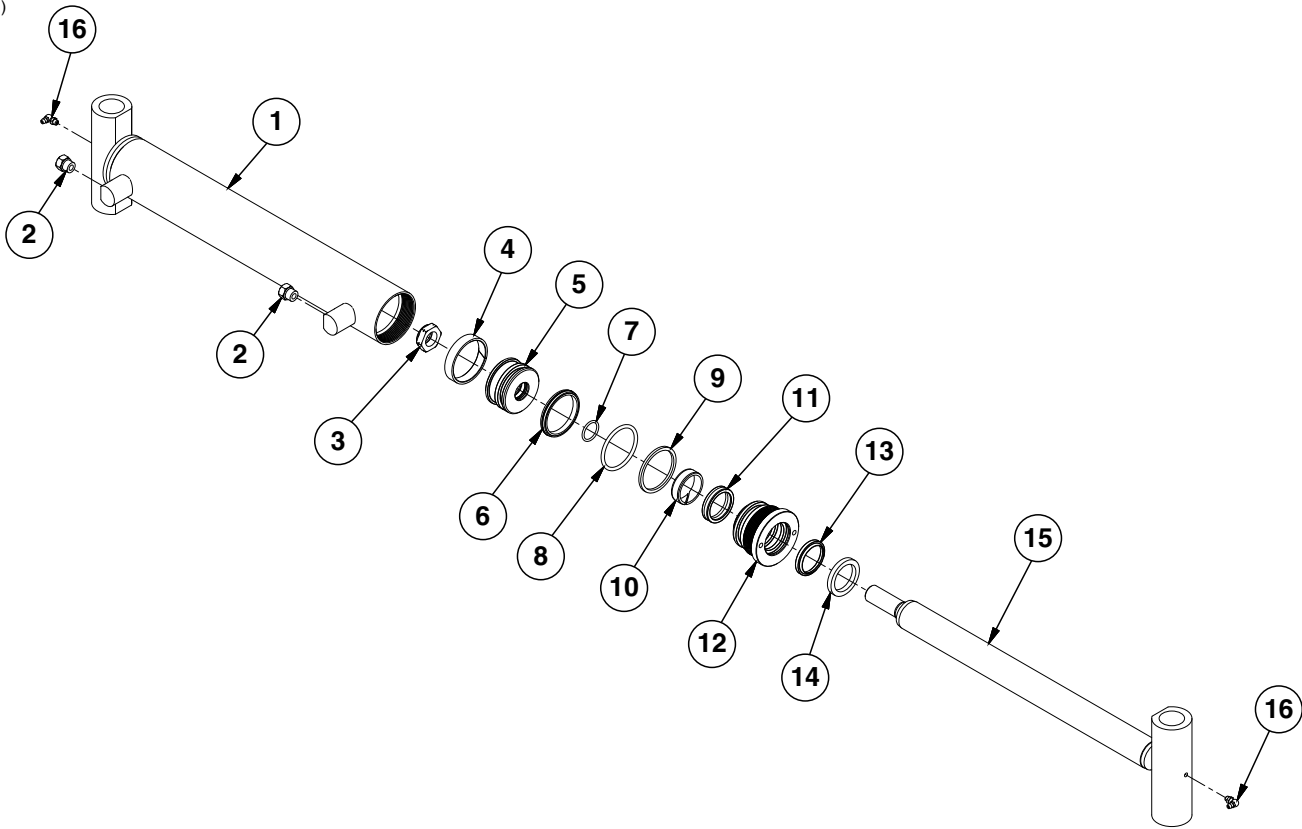




ITEM	PART NO.	QTY.	DESCRIPTION
1	GD36578	1	Rod End
2	G10038	4	Hex Head Cap Screw, 1/2"-13 x 3"
3	G10640	1	Grease Fitting, 1/4"-28
4	G10228	4	Lock Washer, 1/2"
5	GA24777	1	Barrel <b>(Non-Stock Item)</b>
6	GD23382	1	Threaded Cap
7	GD36577	1	Rod
8	GD12121	1	Ring
9	*D12263	1	Wiper
10	GD23450	1	Head Gland
11	*D12264	1	U-Cup
12	*D23390	1	BU Ring
13	*D23389	1	O-Ring, No. 433
14	*D12137	1	Wear Ring
15	*D34639	2	O-Ring (Chemical Resistant)
16	GD34638	1	Spacer, 3/4"
17	*D30432	1	O-Ring, No. 223
18	GD34630	1	Piston
19	*A24781	1	Piston Seal
20	*D23387	1	Wear Ring
21	GD27238	1	Nylon Lock Nut, 1 1/2"-12, Grade 8
22	G6408-08 GR1037	1	Plug W/O-Ring, 3/4"-16 O-Ring O-Ring
23	G6801-04-04	1	90° Adjustable Elbow, 7/16"-20
24	GA24780	1	Steel Hydraulic Line, 1/4"
25	---	1	<a href="#">See "Master Cylinder Manifold Block" on page P145</a>
26	G10232	2	Lock Washer, 5/16"
27	*D12274	1	O-Ring
28	G11952	2	Hex Head Set Screw, 5/16"-18 x 2 1/2", Grade 5
A	GA27043	-	Cylinder Complete, 6" x 12" <i>(Part Number Stamped On Barrel)</i>
B	GR2340	-	Seal Kit, Includes: (1) Wiper Rod, (1) U-Cup, (2) Wear Ring, (4) O-Rings, (1) Back-Up Ring, (1) Piston Seal

\*Item is part of seal kit, item can not be purchased individually.

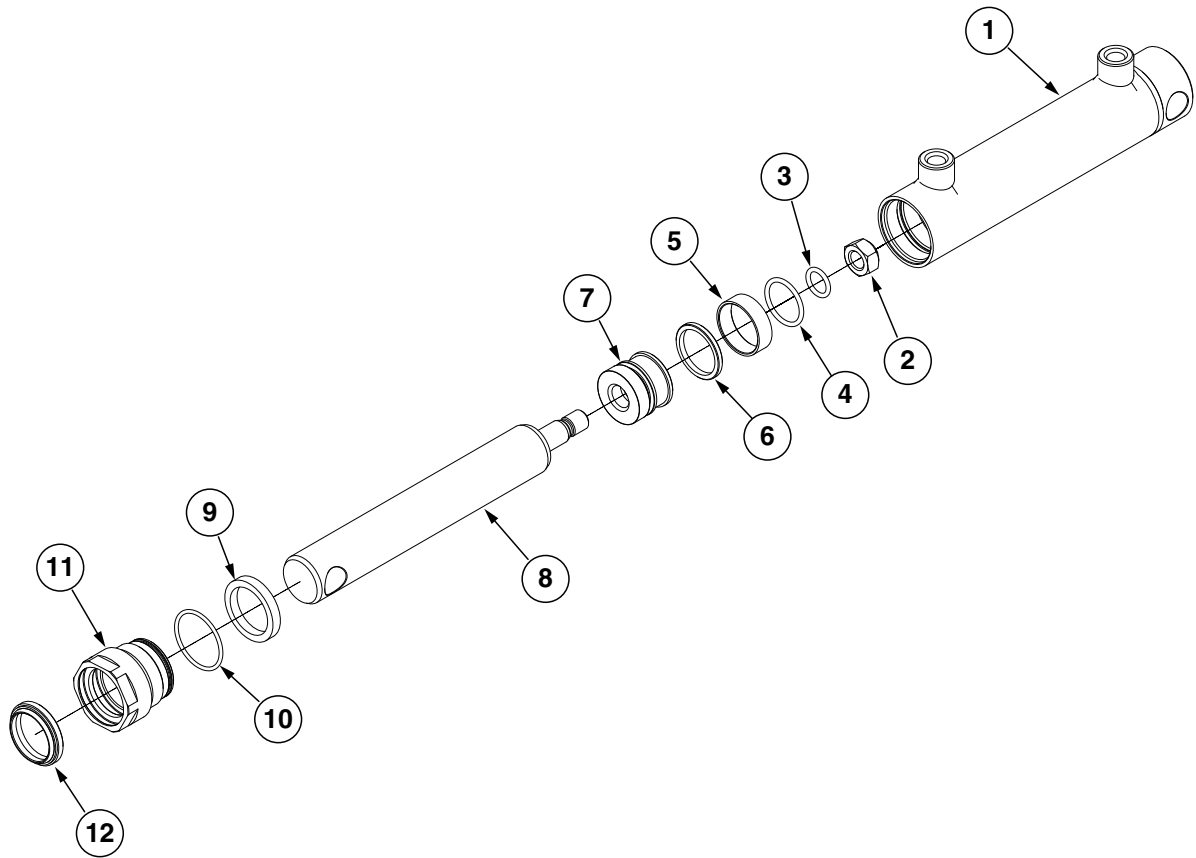
(IP1571)



ITEM	PART NO.	QTY.	DESCRIPTION
1	GA24836	1	Barrel (Non-Stock Item)
2	G6408-06 GR1045	2 -	Plug W/O-Ring, 9/16"-18 O-Ring O-Ring
3	GD27234	1	Nylon Lock Nut, 7/8"-14, Grade 8
4	*D12055	1	Nylon Wear Ring
5	GD31611	1	Piston
6	*A24473	1	Seal
7	*D30399	1	O-Ring, No. 119
8	*D12213	1	Back-Up Ring, No. 330
9	*D12212	1	O-Ring, No. 330
10	*D23424	1	Wear Ring
11	*D12252	1	U-Cup
12	GD32048	1	Head Gland
13	*D12206	1	Wiper, 1 1/2"
14	GD12103	1	Ring
15	GA24838	1	Rod
16	G10779	2	Grease Fitting, 90°, 1/4"-28
A	GA26975	-	Cylinder Complete, 2 1/2" x 14.332" (Part Number Stamped On Barrel)
B	GR2250	-	Seal Kit, Includes: (2) Wear Rings, (2) O-Rings, (1) U-Cup, (1) Wiper Rod, (1) Back-Up Ring, (1) Piston Seal

\*Item is part of seal kit, item can not be purchased individually.

(IP1531)

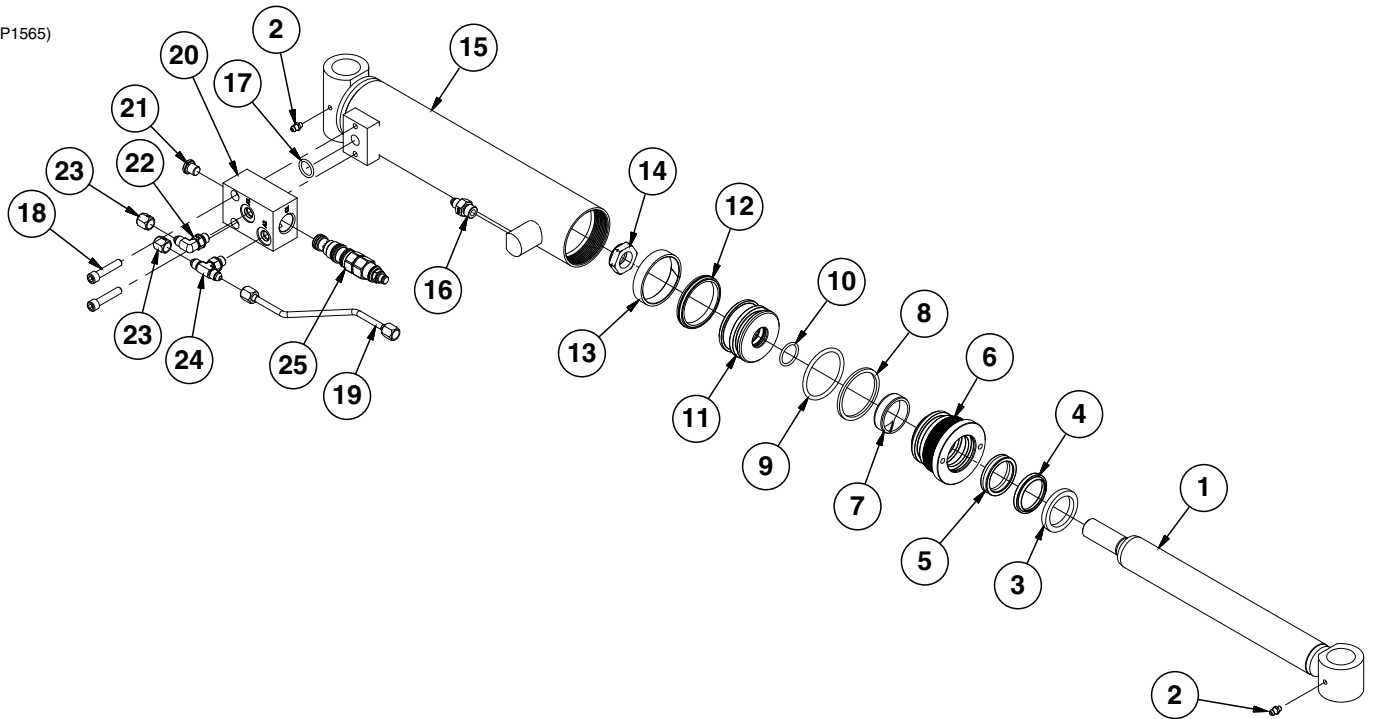


ITEM	PART NO.	QTY.	DESCRIPTION
1	GR2282	1	Barrell (Non-Stock Item)
2	*R2309	1	Piston Nut
3	*R2303	1	O-Ring
4	*R2300	1	Piston O-Ring
5	*R2302	1	Wear Band
6	*R2301	1	Piston Seal
7	*R2308	1	Piston
8	*R2281	1	Cylinder Rod
9	*R2305	1	Rod Seal
10	*R2304	1	O-Ring
11	*R2283	1	Head Gland
12	*R2307	1	Wiper
A	GA25261	-	Cylinder Complete, 1¼" x 4¼"
B	GR2362	-	Piston Rod and Seals Assembly, Includes Items 2-8
C	GR2363	-	Head Gland and Seals Assembly, Includes Items 9-12

\* Item is part of sub-assembly, item can not be purchased individually.

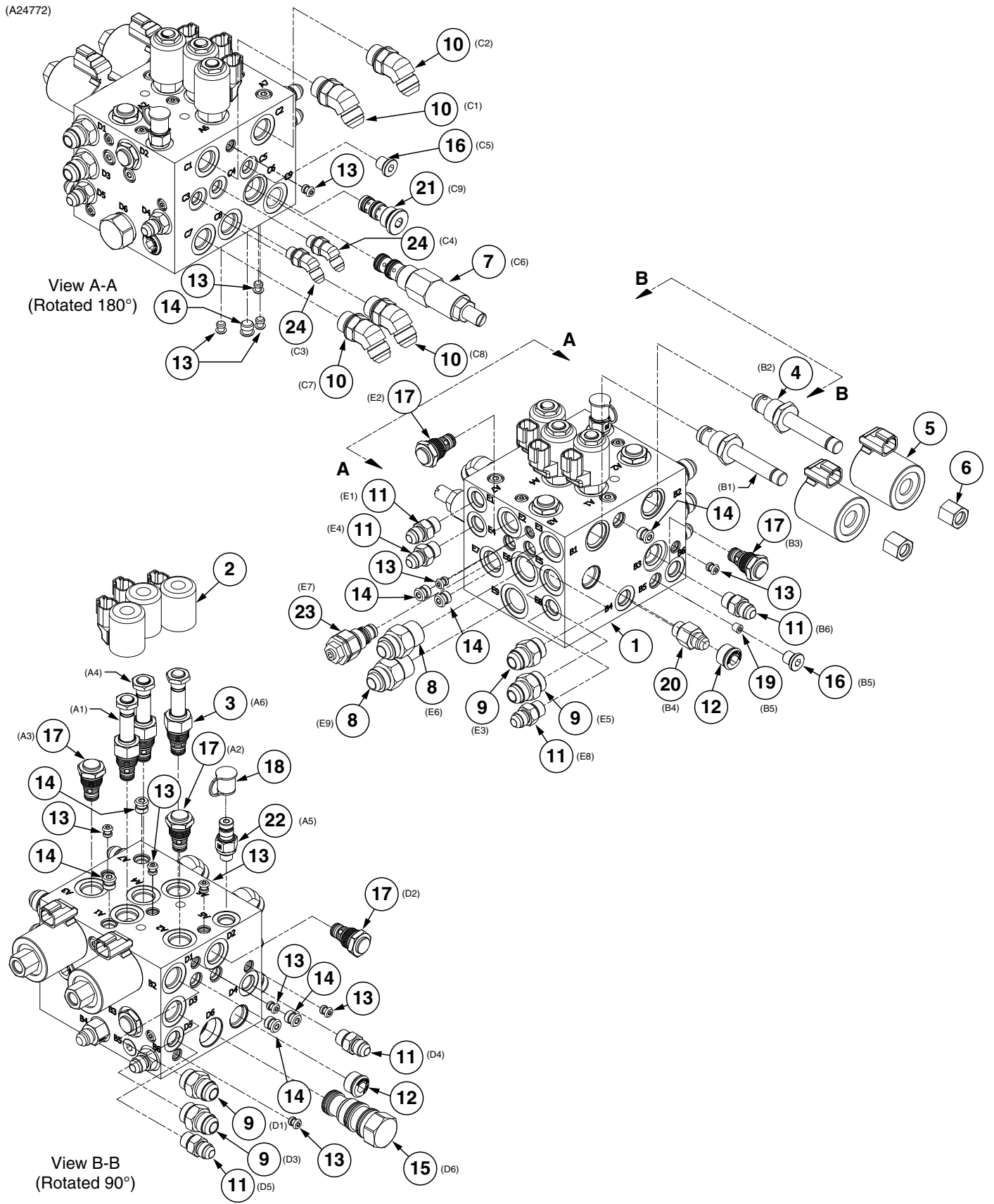
**This page left blank intentionally.**

(IP1565)



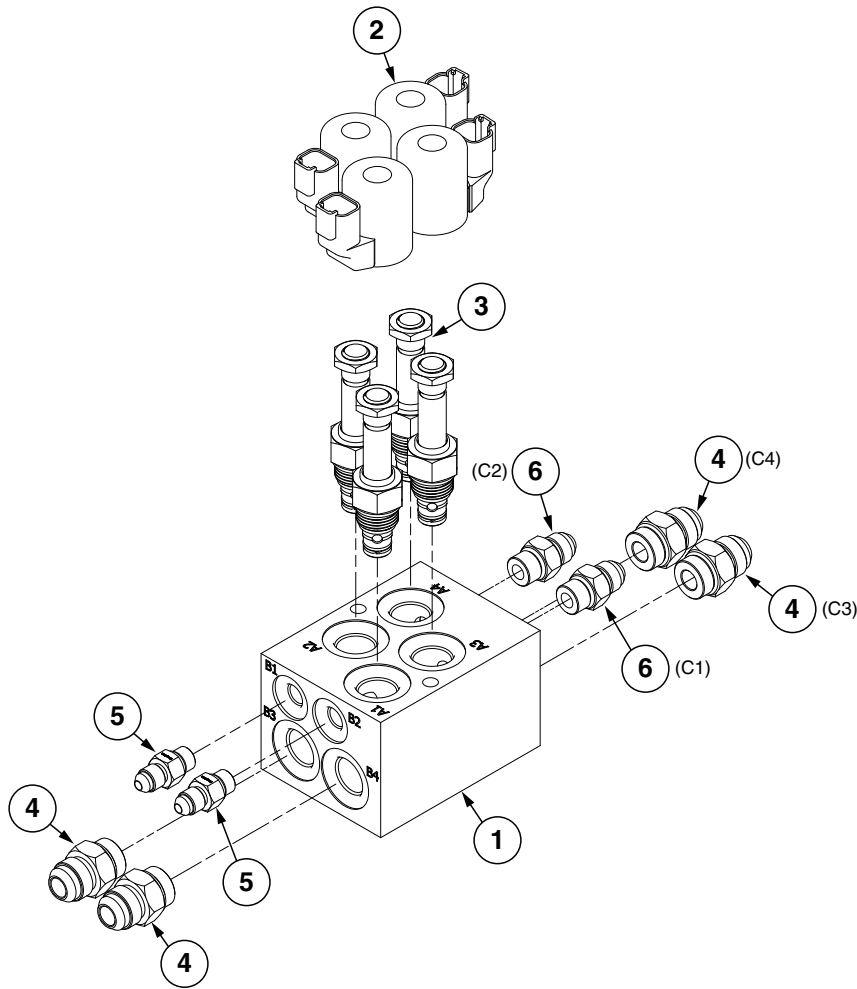
ITEM	PART NO.	QTY.	DESCRIPTION
1	GA25004	1	Rod
2	G10640	2	Grease Fitting, 1/4"-28
3	GD12103	1	Ring
4	*D12206	1	Wiper, 1 1/2"
5	*D12252	1	U-Cup
6	GD32048	1	Head Gland
7	*D23424	1	Wear Ring
8	*D12213	1	Back-Up Ring, No. 330
9	*D12212	1	O-Ring, No. 330
10	*D30399	1	O-Ring, No. 119
11	GD31611	1	Piston
12	*A24473	1	Seal
13	*D12055	1	Nylon Wear Ring
14	GD27234	1	Nylon Lock Nut, 7/8"-14, Grade 8
15	GA25003	1	Barrell (Non-Stock Item)
16	G6400-04-06	1	Connector W/O-Ring, 7/16"-20 Male JIC to 9/16"-18 O-Ring
17	*D12274	1	O-Ring
18	G11021	2	Hex Socket Head Cap Screw, 5/16"-18 x 1 1/2"
19	GA25001	1	Steel Hydraulic Line
20	GD34951	1	Manifold Block
21	G6408-H04-0	1	Hex Socket Head Plug, 7/16"-20
22	G6801-04-04	1	90° Adjustable Elbow, 7/16"-20
23	G304-C-04	2	Cap Nut, 7/16"-20
24	G6803-04-04-04	1	Adjustable Tee, 7/16"-20
25	GA20697	1	Counterbalance Valve
A	GA24999	-	Cylinder Complete, 2 1/2" x 9.4" (Part Number Stamped On Barrel)
B	GR2341	-	Seal Kit, Includes: (2) Wear Ring, (1) Wiper Rod, (3) O-Ring, (1) Back-Up Ring, (1) U-Cup, (1) Piston Seal

\*Item is part of seal kit, item can not be purchased individually.



ITEM	PART NO.	QTY.	DESCRIPTION
1	GD34708	1	Lift/Down Force Block
2	GA21066	3	Coil P Series
3	GA21064	3	NC Double Poppet, No. 8
4	GA16308	2	Poppet Valve
5	GA14799	2	Coil
6	GR1322	2	Special Hex Nut, 1/2"-20
7	GA17861	1	Pilot Operated Reducing/Relief Valve
8	G6400-10 GR1466	2	Connector W/O-Ring, 7/8"-14 Male JIC To O-Ring O-Ring
9	G6400-08 GR1037	4	Connector W/O-Ring, 3/4"-16 Male JIC To O-Ring O-Ring
10	G6802-08	4	Elbow W/O-Ring, 45°, 3/4"-16 x 3/4"-16
11	G6400-06 GR1045	6	Connector W/O-Ring, 9/16"-18 Male JIC To O-Ring O-Ring
12	GD30294	2	Plug, No. 10
13	GD29318	12	Plug
14	GD29321	8	Plug
15	GA25256	1	Valve
16	G6408-H04-0	2	Hex Socket Head Plug, 7/16"-20
17	GA21067	5	Check Valve, No. 8
18	GD35251	1	Check Valve Cap
19	GD34727	1	Orifice Flow Restrictor
20	GA24849	1	Directional Valve
21	GA24848	1	Directional Poppet Valve
22	GA25254	1	Check Valve
23	GA25255	1	Needle Valve
24	G6802-04	2	45° Adjustable Elbow, 7/16"-20 x 7/16"-20 O-Ring

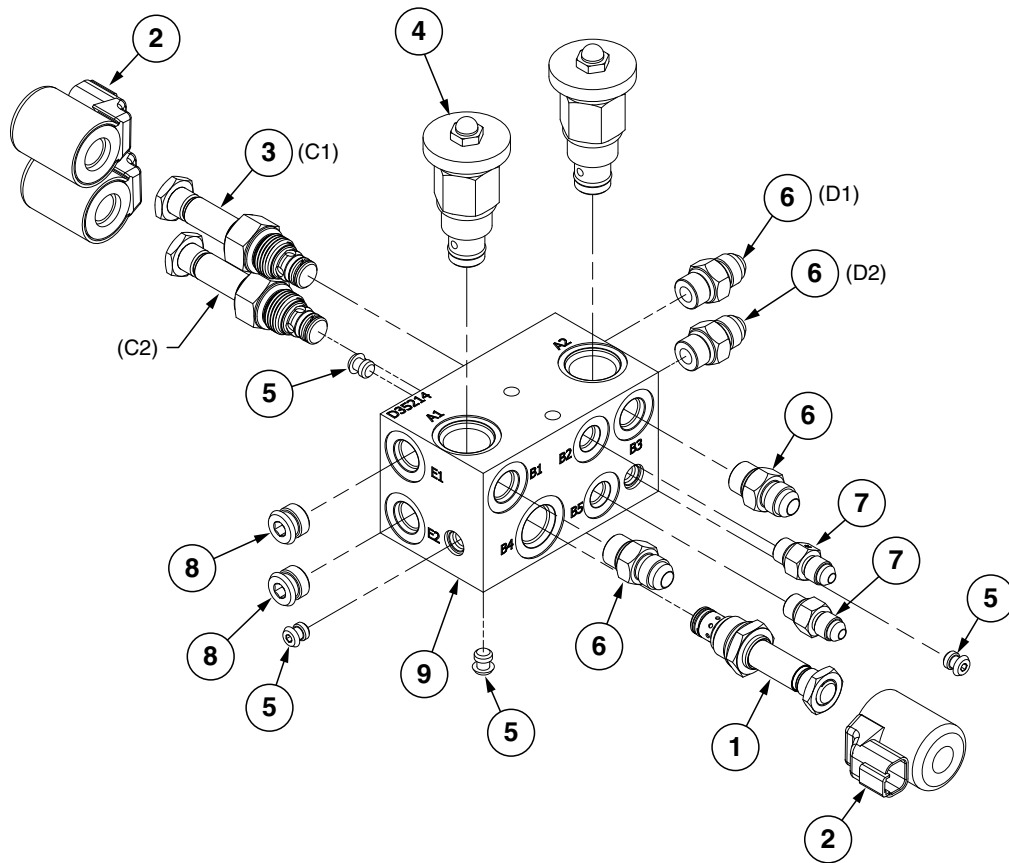
(A24775)



ITEM	PART NO.	QTY.	DESCRIPTION
1	GD34624	1	Valve Block
2	GA21066	4	Coil P Series
3	GA21064	4	NC Double Poppet, No. 8
4	G6400-08 GR1037	4 -	Connector W/O-Ring, 3/4"-16 Male JIC To O-Ring O-Ring
5	G6400-04 GR1465	2 -	Connector W/O-Ring, 7/16"-20 Male JIC To O-Ring O-Ring
6	G6400-06 GR1045	2 -	Connector W/O-Ring, 9/16"-18 Male JIC To O-Ring O-Ring

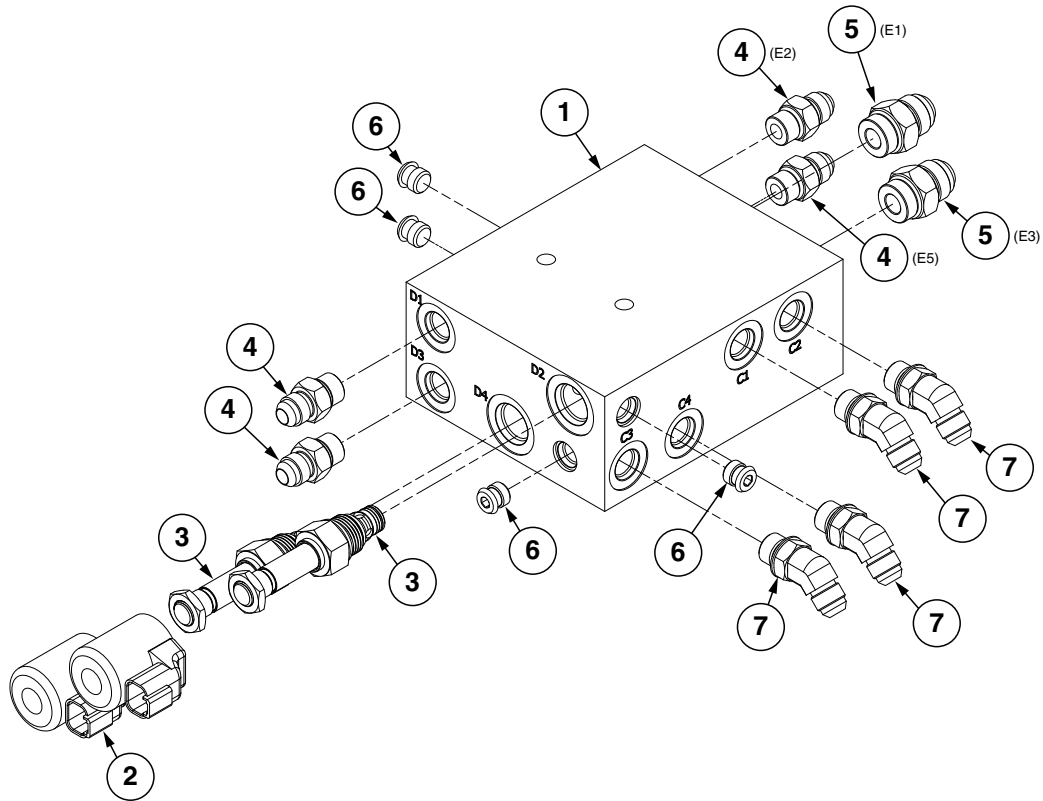


(A25233)



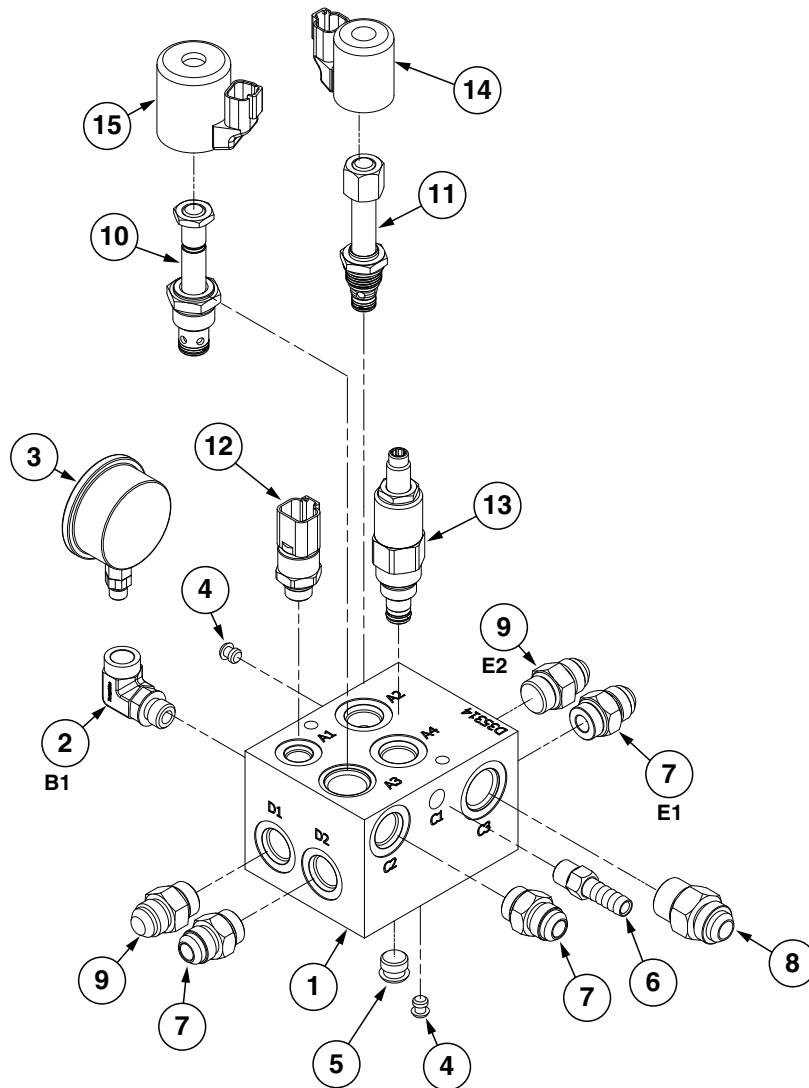
ITEM	PART NO.	QTY.	DESCRIPTION
1	GA24852	1	Solenoid Valve
2	GA21066	3	Coil P Series
3	GA21064	2	NC Double Poppet, No. 8
4	GA3413	2	Flow Control Valve
5	GD29318	4	Plug
6	G6400-06 GR1045	4 -	Connector W/O-Ring, 9/16"-18 Male JIC To O-Ring O-Ring
7	G6400-04 GR1465	2 -	Connector W/O-Ring, 7/16"-20 Male JIC To O-Ring O-Ring
8	GD29319	2	Plug
9	GD35214	1	Outer Wing Manifold Block

(A24771)



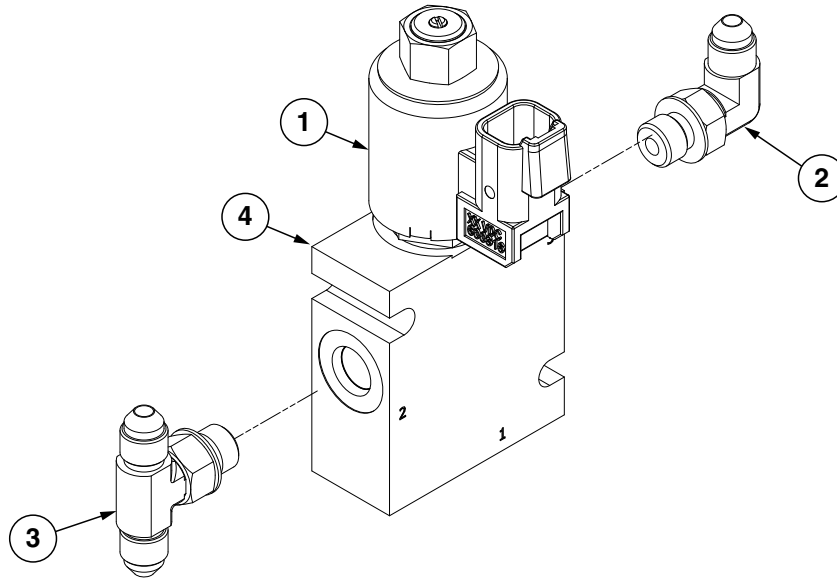
ITEM	PART NO.	QTY.	DESCRIPTION
1	GD34707	1	Fold/Marker Block
2	GA21066	2	Coil P Series
3	GA21064	2	NC Double Poppet, No. 8
4	G6400-06 GR1045	4 -	Connector W/O-Ring, 1/16"-18 Male JIC To O-Ring O-Ring
5	G6400-08 GR1037	2 -	Connector W/O-Ring, 3/4"-16 Male JIC To O-Ring O-Ring
6	GD29321	4	Plug
7	G6802-06-06	4	45° Elbow, 1/16"-18 x 1/16"-18 W/O-Ring

(A25289)



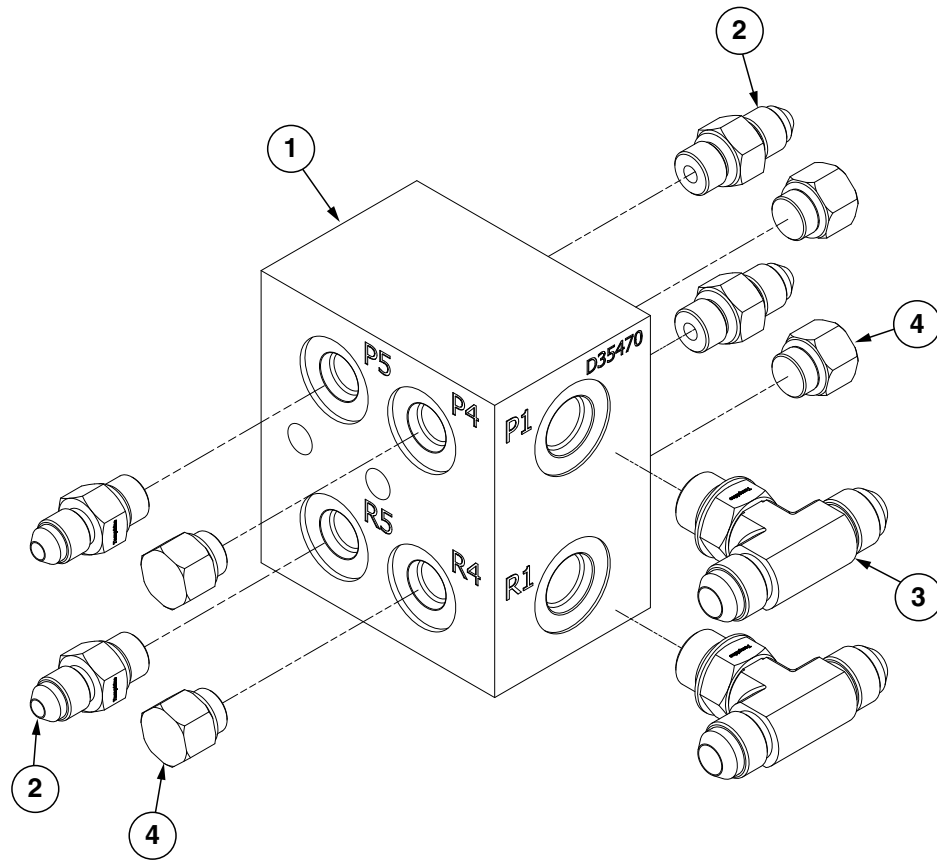
ITEM	PART NO.	QTY.	DESCRIPTION
1	GD35314	1	Manifold Block
2	G6815-06-04	1	90° Adjustable Street Elbow
3	GA26005	1	Pressure Gauge
4	GD29318	2	Plug
5	GD29319	1	Plug
6	GD11700	1	Adapter, 1/4" NPT To 3/8" Barb
7	G6400-08 GR1037	3	Connector W/O-Ring, 3/4"-16 Male JIC To O-Ring O-Ring
8	G6400-10 GR1466	1	Connector W/O-Ring, 7/8"-14 Male JIC To O-Ring O-Ring
9	GA20252	2	Check Valve
10	GA25390	1	Solenoid, No. 10, Single Poppet
11	GA25389	1	Solenoid, No. 8, Single Poppet
12	GA25392	1	Pressure Sensor
13	GA25982	1	Direct Relief
14	GA25403	1	Coil, 12V
15	GA25404	1	Coil, 12V

(A25264)



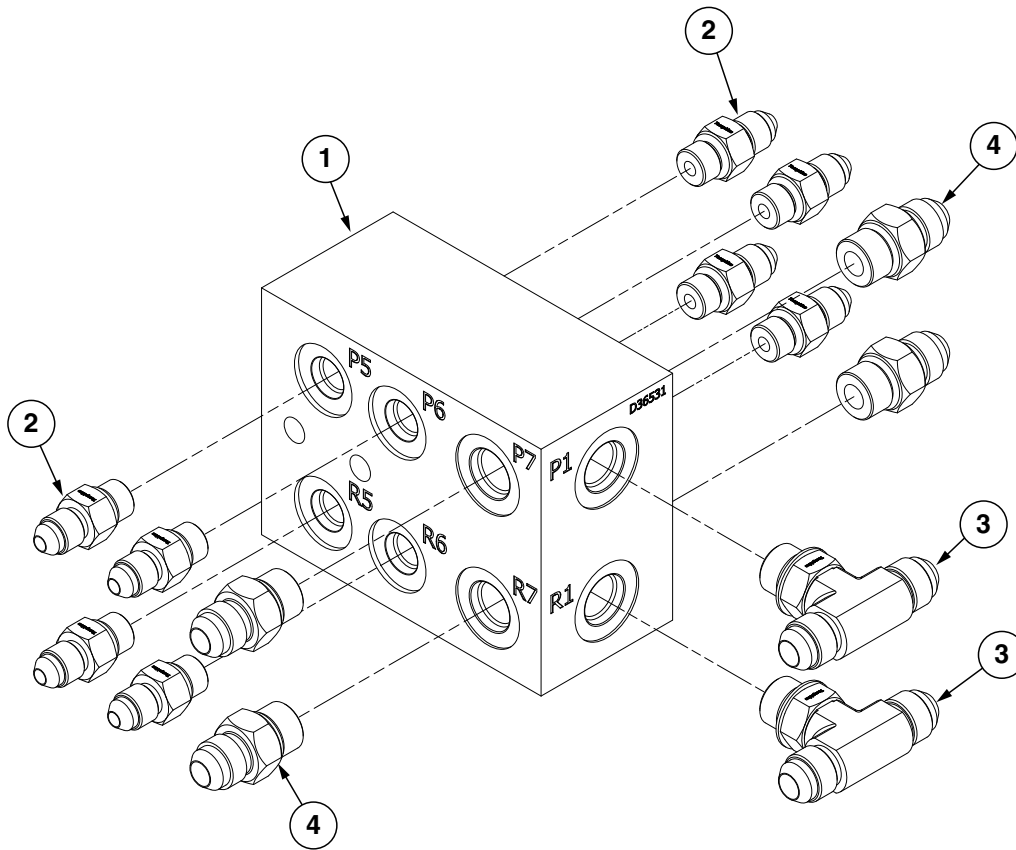
ITEM	PART NO.	QTY.	DESCRIPTION
1	GA25286	1	Manual Override Cartridge Assembly
2	G6801-04-04	1	90° Adjustable Elbow, 7/16"-20
3	G6803-04-04-04	1	Adjustable Tee, 7/16"-20
4	GD35271	1	Row Unit Control Block

(A26615)



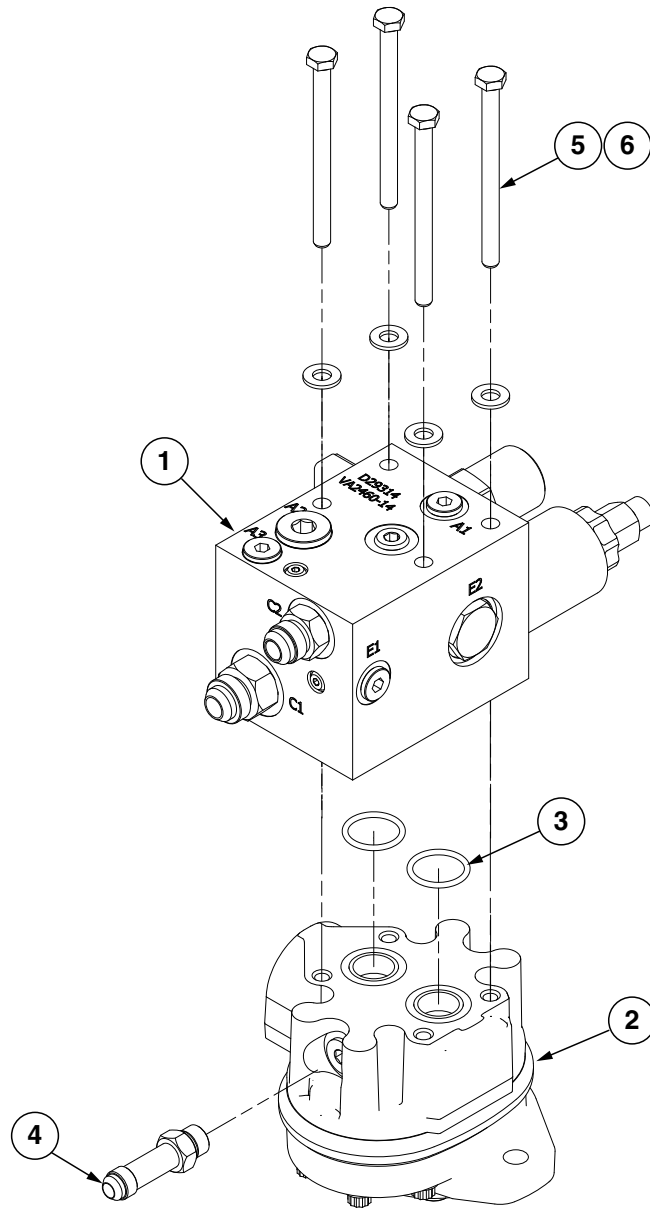
ITEM	PART NO.	QTY.	DESCRIPTION
1	GD35470	1	Hydraulic Junction Block
2	G6400-04 GR1465	4 -	Connector W/O-Ring, 7/16"-20 Male JIC To O-Ring O-Ring
3	G6803-06	2	Adjustable Tee, 9/16"-18
4	G6408-04 GR1465	4 -	Plug W/O-Ring, 7/16"-20 O-Ring O-Ring

(A26493)



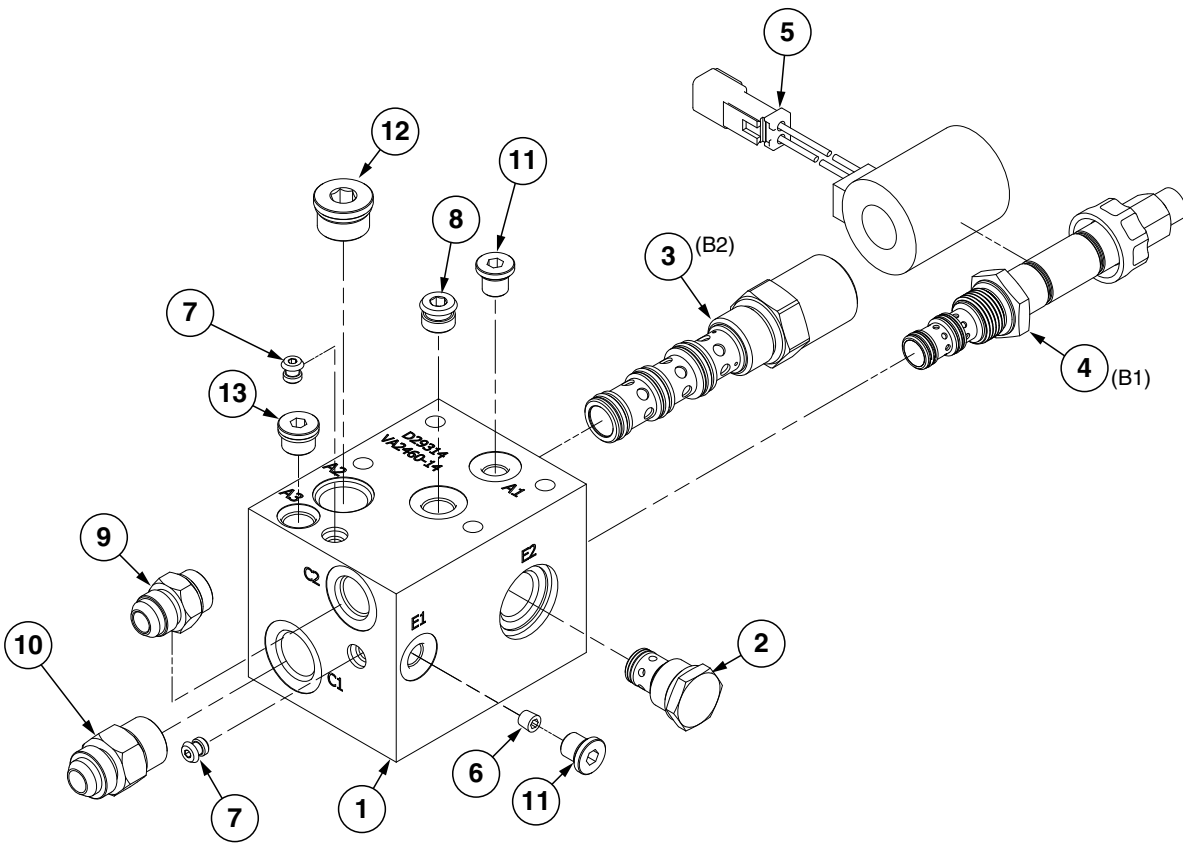
ITEM	PART NO.	QTY.	DESCRIPTION
1	GD36531	1	Hydraulic Junction Block
2	G6400-04 GR1465	8 -	Connector W/O-Ring, 7/16"-20 Male JIC To O-Ring O-Ring
3	G6803-06	2	Adjustable Tee, 9/16"-18
4	G6400-06 GR1045	4 -	Connector W/O-Ring, 9/16"-18 Male JIC To O-Ring O-Ring

(A20063)



ITEM	PART NO.	QTY.	DESCRIPTION
1	---	1	<a href="#">See "PWM High Flow Control Block" on page P133</a>
2	GA14902	1	Hydraulic Gear Motor
3	GD12075	2	O-Ring, #120
4	G6400-L-06 GR1045	1 -	Long Connector W/O-Ring, 9/16"-18 Male JIC To O-Ring O-Ring
5	G11666	4	Hex Head Cap Screw, 5/16"-18 x 4", Grade 5
6	G11386	4	Flat Washer, 5/16" SAE
A	GA20063	-	PWM High Flow Hydraulic Motor (Includes Items 1-6)

(A20268)

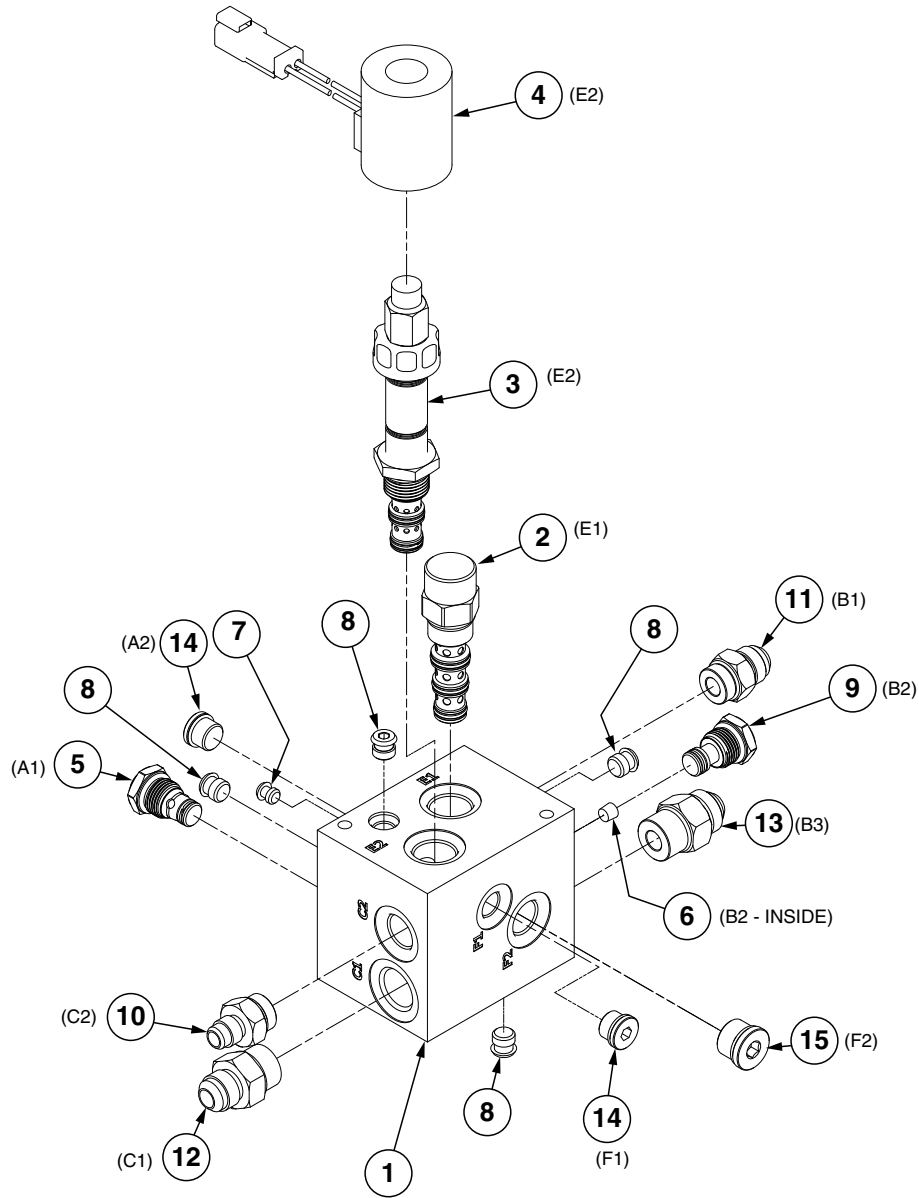


ITEM	PART NO.	QTY.	DESCRIPTION
1	GD29314	1	Valve Block
2	GA4293	1	Check Valve Cartridge
3	GA20269	1	Pressure Compensator, 160 PSI
4	GA20271	1	Proportional Flow Control, 0-8 GPM
5	GA20272	1	Coil, 12VDC
6	GD29315	1	Flow Restrictor Orifice, .015" Diameter
7	GD29318	2	Plug
8	GD29319	1	Plug
9	G6400-08 GR1037	1 -	Connector W/O-Ring, 3/4"-16 Male JIC To O-Ring O-Ring
10	G6400-10 GR1466	1 -	Connector W/O-Ring, 7/8"-14 Male JIC To O-Ring O-Ring
11	G6408-H04-0	2	Hex Socket Head Plug, 7/16"-20
12	G6408-H10-0	1	Hex Socket Head Plug W/O-Ring, 7/8"-14 O-Ring
13	G6408-H06-0 GR1045	1 -	Hex Socket Head Plug W/O-Ring, 9/16"-18 O-Ring O-Ring



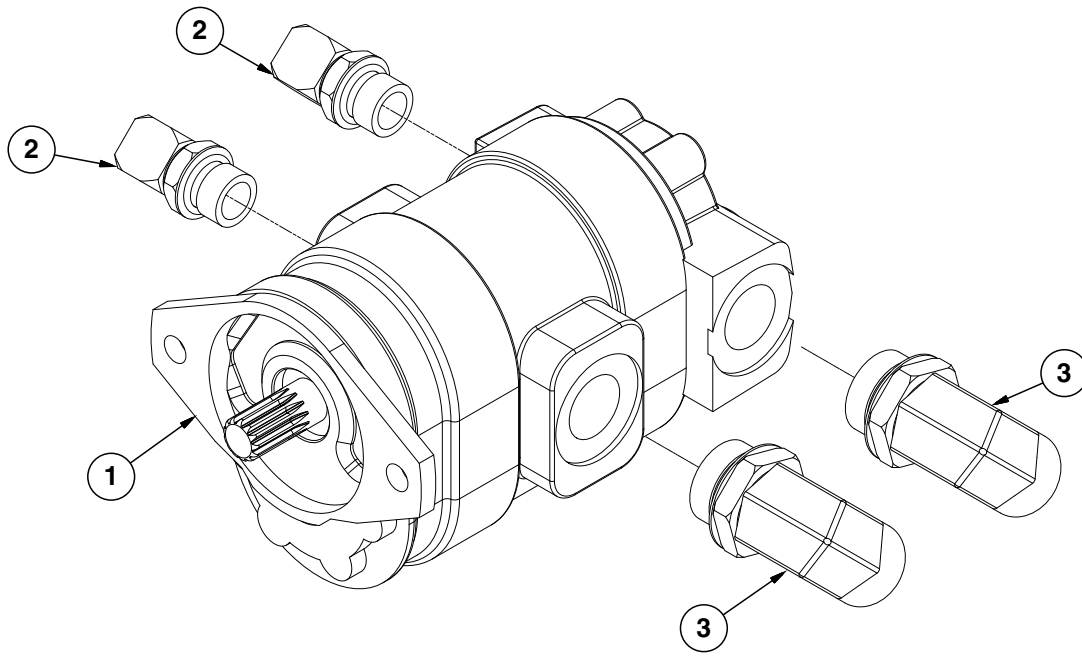
**This page left blank intentionally.**

(A26680)



ITEM	PART NO.	QTY.	DESCRIPTION
1	GD30571	1	Bulk Fill Fan Valve Block
2	GA20270	1	Pressure Compensator, 150 PSI
3	GA20271	1	Proportional Flow Control, 0-8 GPM
4	GA20272	1	Coil, 12VDC
5	GA21067	1	Check Valve, No. 8
6	GD29315	1	Flow Restrictor Orifice, .015" Diameter
7	GD29318	1	Plug
8	GD29321	4	Plug
9	GD35422	1	Cavity Plug
10	G6400-06-08 GR1037	1	Connector W/O-Ring, 1/16"-18 Male JIC To 3/4"-16 O-Ring O-Ring
11	G6400-08 GR1037	1	Connector W/O-Ring, 3/4"-16 Male JIC To O-Ring O-Ring
12	G6400-08-10 GR1466	1	Connector W/O-Ring, 3/4"-16 Male JIC To 7/8"-14 O-Ring O-Ring
13	G6400-10 GR1466	1	Connector W/O-Ring, 7/8"-14 Male JIC To O-Ring O-Ring
14	G6408-H06-O GR1045	2	Hex Socket Head Plug W/O-Ring, 1/16"-18 O-Ring O-Ring
15	G6408-H08-O	1	Hex Socket Head Plug W/O-Ring, 3/4"-16

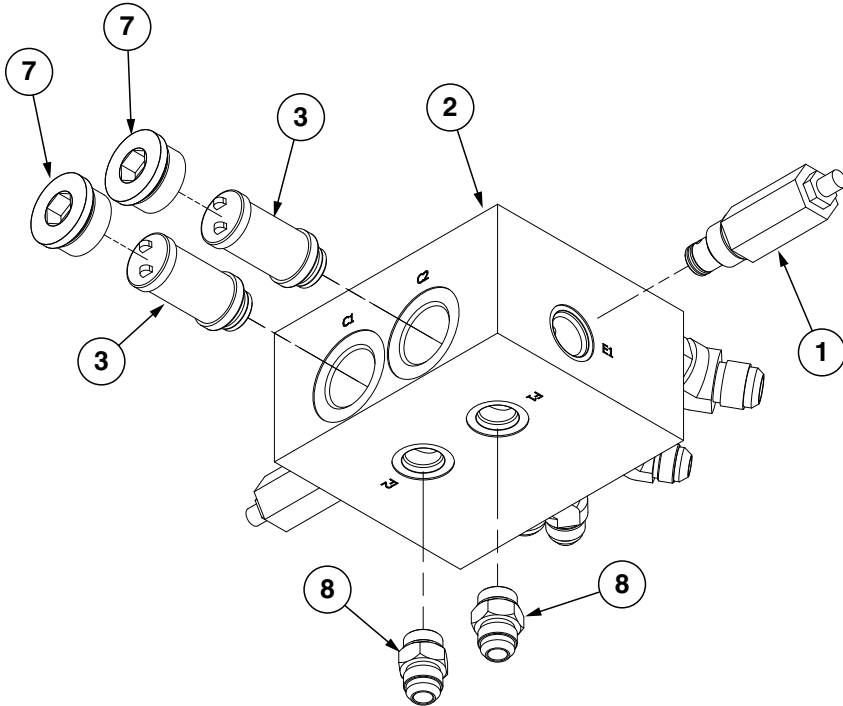
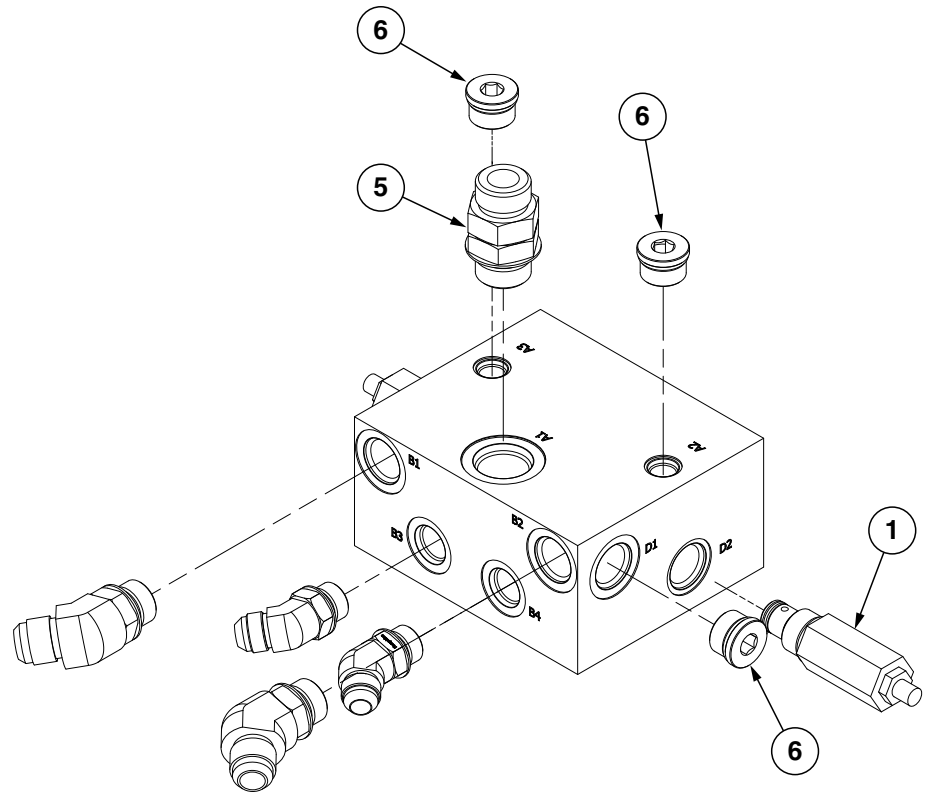
(A17797)



ITEM	PART NO.	QTY.	DESCRIPTION
1	G10273X	1	PTO Pump Replacement Package (Includes; (1) Pump, (2) 6801-12-16 Hydraulic Fittings, and (1) Instruction Sheet) Seal Kit (for G10273X)
	GR1946	-	
2	G6801-12-16	2	90° Adjusting Elbow W/O-Ring, 1 1/16" x 1 5/16"
3	G6801-20	2	Elbow W/O-Ring, 90°, 1 5/8"-12 Male JIC To O-Ring

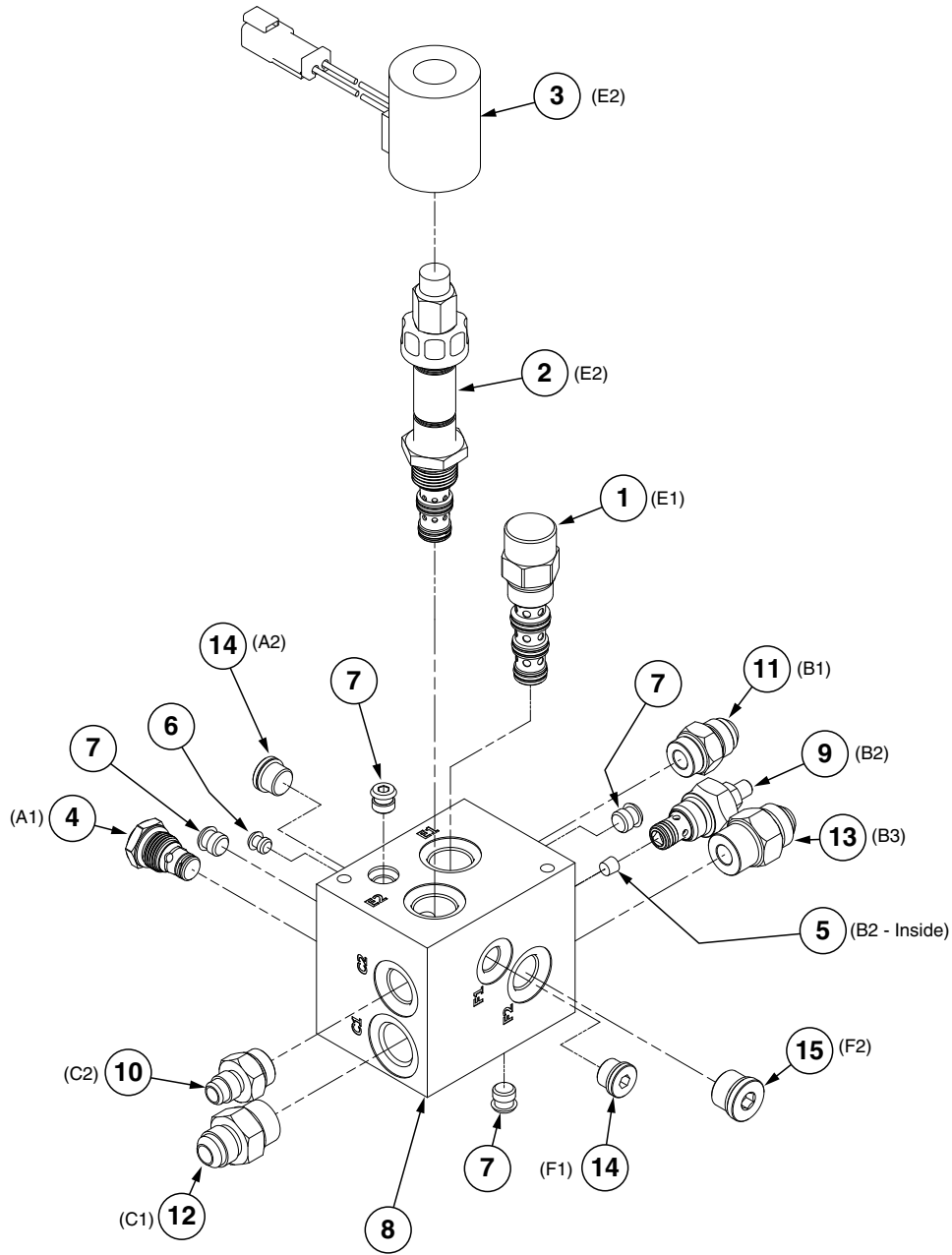
**This page left blank intentionally.**

(A27137)



ITEM	PART NO.	QTY.	DESCRIPTION
1	GA27144	2	Pressure Relief Valve, 4000 PSI
2	GD37017	1	Hydraulic Block
3	GR2312	2	Cartridge Filter Manifold
5	G6403-NWO-12-12	1	Adjustable Union W/O-Ring, 1 $\frac{1}{16}$ "-12 x 1 $\frac{1}{16}$ "-12
6	G6408-H10-0	3	Hex Socket Head Plug W/O-Ring, $\frac{7}{8}$ "-14 O-Ring
7	G6408-HHP-16	2	Hex Plug W/O-Ring, 1 $\frac{5}{16}$ "-12
8	G6400-08	2	Connector W/O-Ring, $\frac{3}{4}$ "-16 Male JIC To O-Ring
4	G6802-10	2	Elbow W/O-Ring, 45°, $\frac{7}{8}$ "-14 x $\frac{7}{8}$ "-14 Male JIC To O-Ring
9	G6802-08	2	Elbow W/O-Ring, 45°, $\frac{3}{4}$ "-16 x $\frac{5}{8}$ "-16

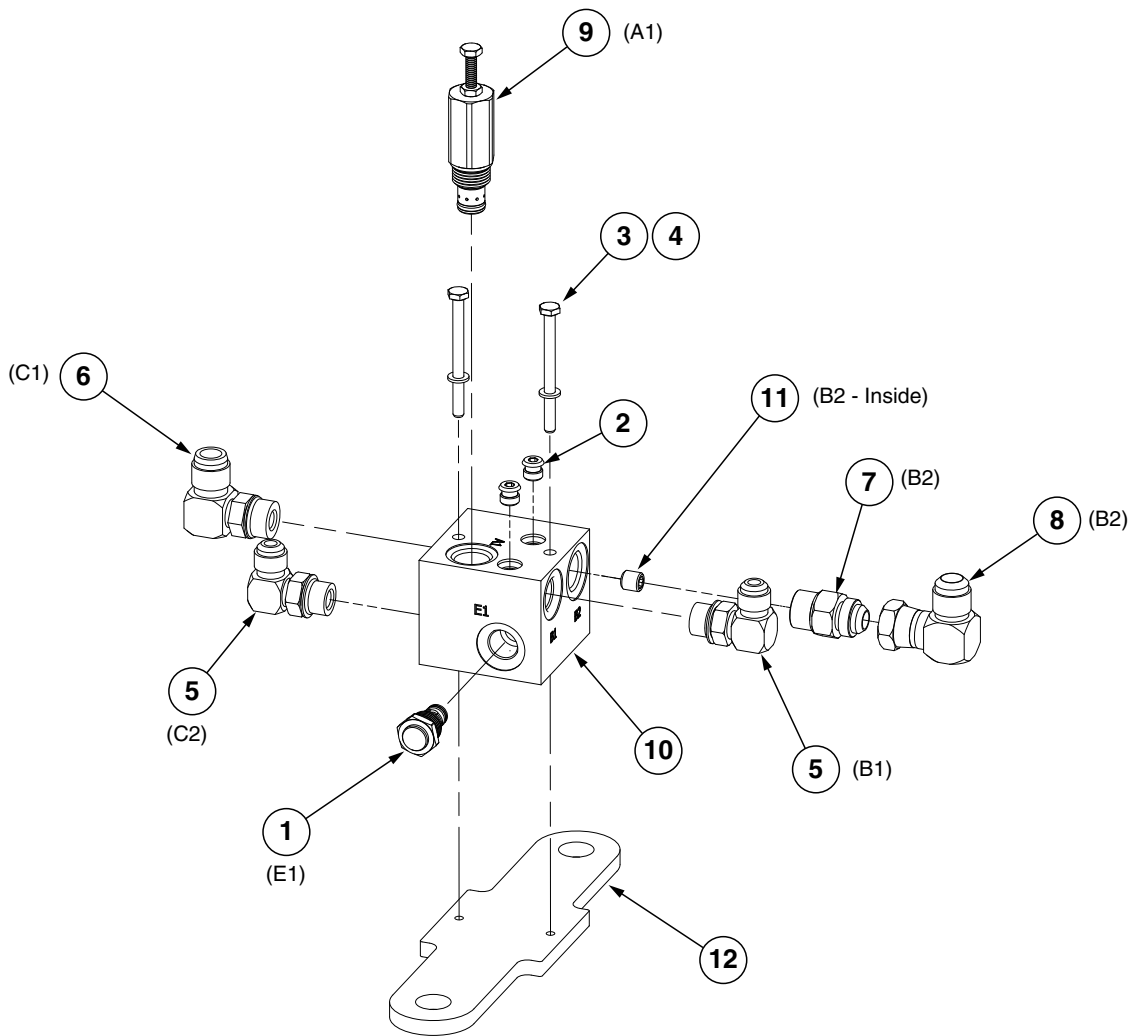
(A26593)





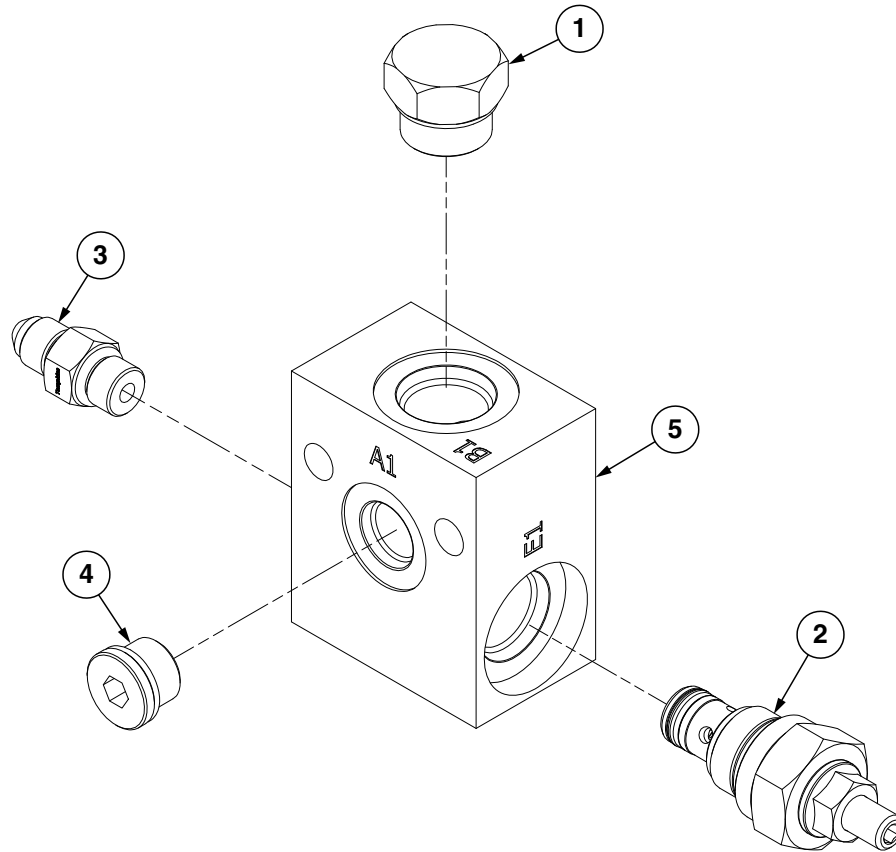
ITEM	PART NO.	QTY.	DESCRIPTION
1	GA20270	1	Pressure Compensator, 150 PSI
2	GA20271	1	Proportional Flow Control, 0-8 GPM
3	GA20272	1	Coil, 12VDC
4	GA21067	1	Check Valve, No. 8
5	GD29315	1	Flow Restrictor Orifice, .015" Diameter
6	GD29318	1	Plug
7	GD29321	4	Plug
8	GD30571	1	Bulk Fill Fan Valve Block
9	GD35446	1	Direct Acting Inverse Relief Valve
10	G6400-06-08 GR1037	1	Connector W/O-Ring, 1/16"-18 Male JIC To 3/4"-16 O-Ring O-Ring
11	G6400-08 GR1037	1	Connector W/O-Ring, 3/4"-16 Male JIC To O-Ring O-Ring
12	G6400-08-10 GR1466	1	Connector W/O-Ring, 3/4"-16 Male JIC To 7/8"-14 O-Ring O-Ring
13	G6400-10 GR1466	1	Connector W/O-Ring, 7/8"-14 Male JIC To O-Ring O-Ring
14	G6408-H06-O GR1045	2	Hex Socket Head Plug W/O-Ring, 1/16"-18 O-Ring O-Ring
15	G6408-H08-0	1	Hex Socket Head Plug W/O-Ring, 3/4"-16

(10053501)



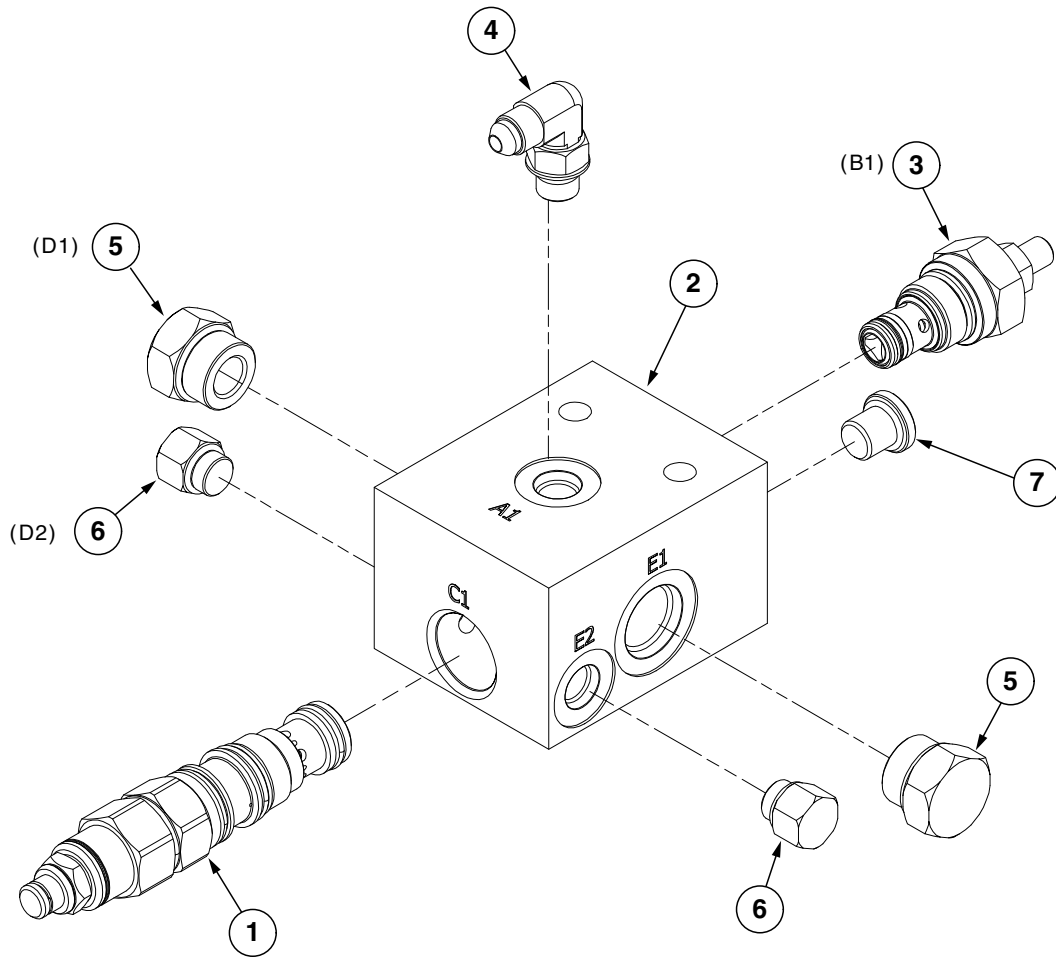
ITEM	PART NO.	QTY.	DESCRIPTION
1	GA21067	1	Check Valve, No. 8
2	GD29321	2	Plug
3	G10580	2	Hex Head Cap Screw, 1/4"-20 x 3"
4	G10227	2	Lock Washer, 1/4"
5	G6801-08 GR1037	2	Elbow W/O-Ring, 90°, 3/4"-16 Male JIC To O-Ring O-Ring
6	G6801-10 GR1466	1	Elbow W/O-Ring, 90°, 7/8"-14 Male JIC To O-Ring O-Ring
7	G6400-10 GR1466	1	Connector W/O-Ring, 7/8"-14 Male JIC To O-Ring O-Ring
8	G6500-10	1	Swivel Elbow, 90°, 7/8"-14 Male JIC To Female
9	G10053801	1	Adjustable Flow Control Valve
10	G10053601	1	Motor Block
11	G10053901	1	Orifice Flow Restrictor
12	G10053701	1	Plate

(A25226)



ITEM	PART NO.	QTY.	DESCRIPTION
1	G6408-08 GR1037	1 -	Plug W/O-Ring, 3/4"-16 O-Ring O-Ring
2	GD33361	1	Direct Acting Inverse Relief
3	G6400-04 <a href="#">GR1465</a>	1 -	Connector W/O-Ring, 7/16"-20 Male JIC To O-Ring O-Ring
4	G6408-H06-O GR1045	1 -	Hex Socket Head Plug W/O-Ring, 9/16"-18 O-Ring O-Ring
5	GD35210	1	Manifold Block

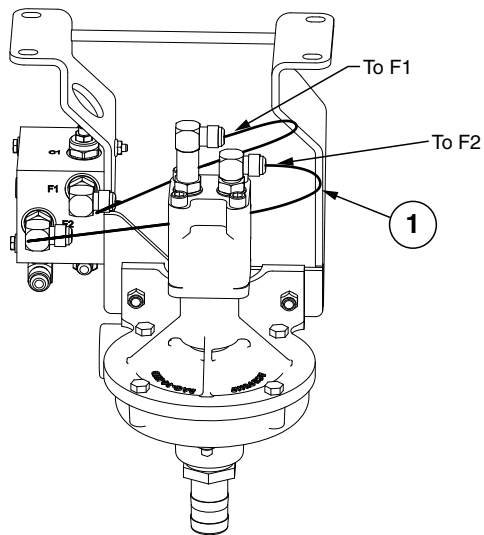
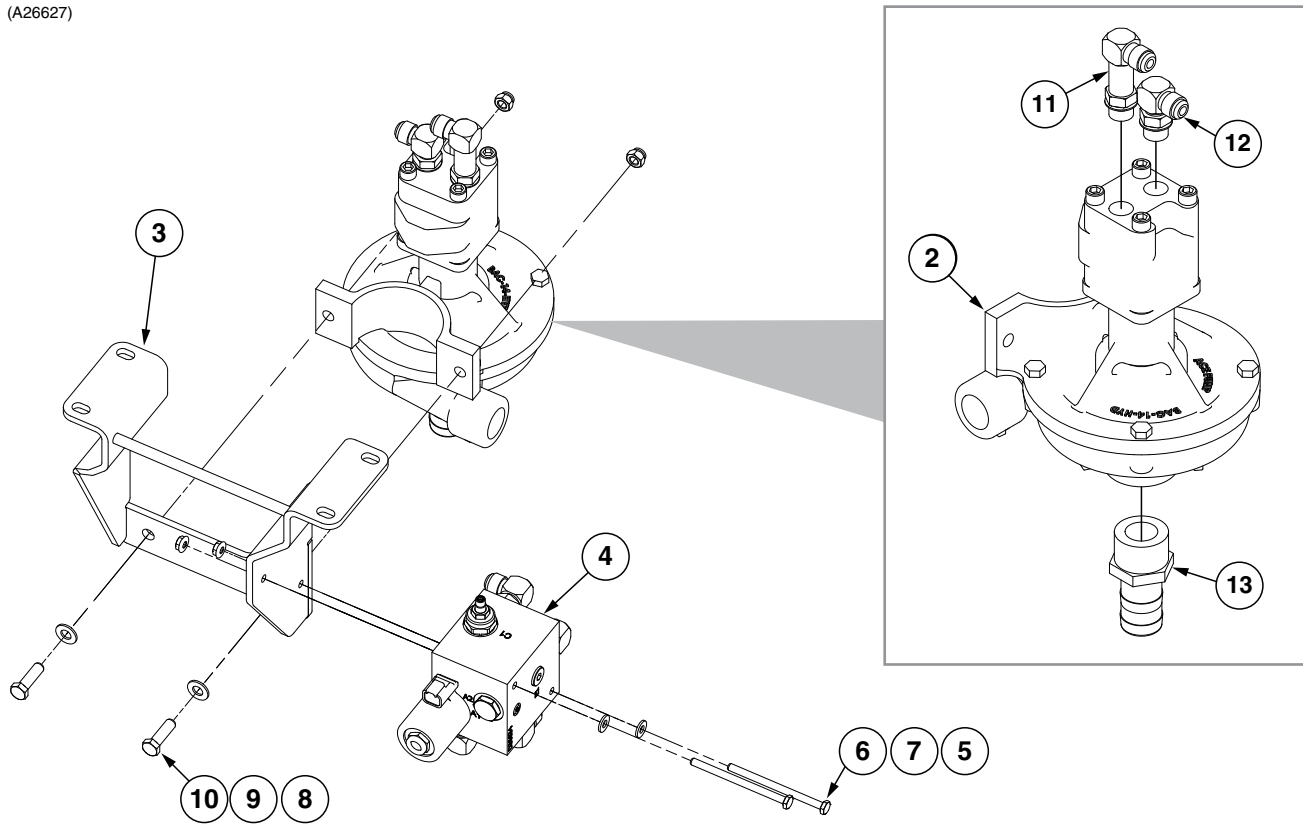
(A27042)



ITEM	PART NO.	QTY.	DESCRIPTION
1	GA20697	1	Counterbalance Valve
2	GD34633	1	Manifold Block
3	GD33361	1	Direct Acting Inverse Relief
4	G6801-04-04	1	90° Adjustable Elbow, 7/16"-20
5	G6408-08 GR1037	2 -	Plug W/O-Ring, 3/4"-16 O-Ring O-Ring
6	G6408-04 GR1465	2 -	Plug W/O-Ring, 7/16"-20 O-Ring O-Ring
7	G6408-H04-O	1	Hex Socket Head Plug, 7/16"-20

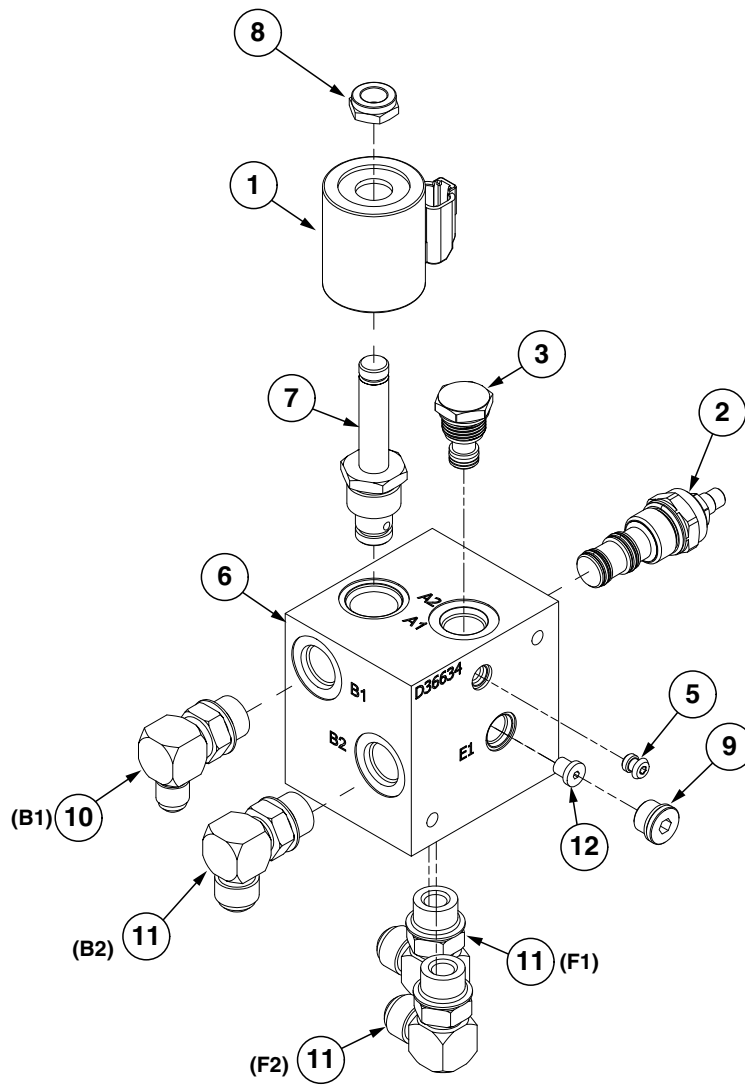
**This page left blank intentionally.**

(A26627)



ITEM	PART NO.	QTY.	DESCRIPTION
1	*A1073	2	Hose Assembly, 3/8" x 18"
2	GA14809	1	Fertilizer Pump
	GR2191	-	Centrifugal Pump Seal Kit
	GR2235	-	Hydraulic Motor Seal Kit
3	GA20654	1	Fertilizer Pump Mount
4	---	1	<a href="#">See "Hydraulic Fertilizer Block" on page P149</a>
5	G10621	2	Serrated Flange Nut, 1/4"-20
6	G11135	2	Hex Head Cap Screw, 1/4"-20 X 3 3/4"
7	G11385	2	Flat Washer, 1/4" SAE
8	G10108	2	Lock Nut, 3/8"-16
9	G11387	2	Flat Washer, 3/8" SAE
10	G10004	2	Hex Head Cap Screw, 3/8"-16 x 1 1/4"
11	G6801-LL-08	1	X-Long Elbow W/O-Ring, 90°, 3/4"-16 Male JIC To O-Ring
12	G6801-08	1	Elbow W/O-Ring, 90°, 3/4"-16 Male JIC To O-Ring
	GR1037	-	O-Ring
13	G10626	1	Adapter, 1 1/4" NPT To Barb

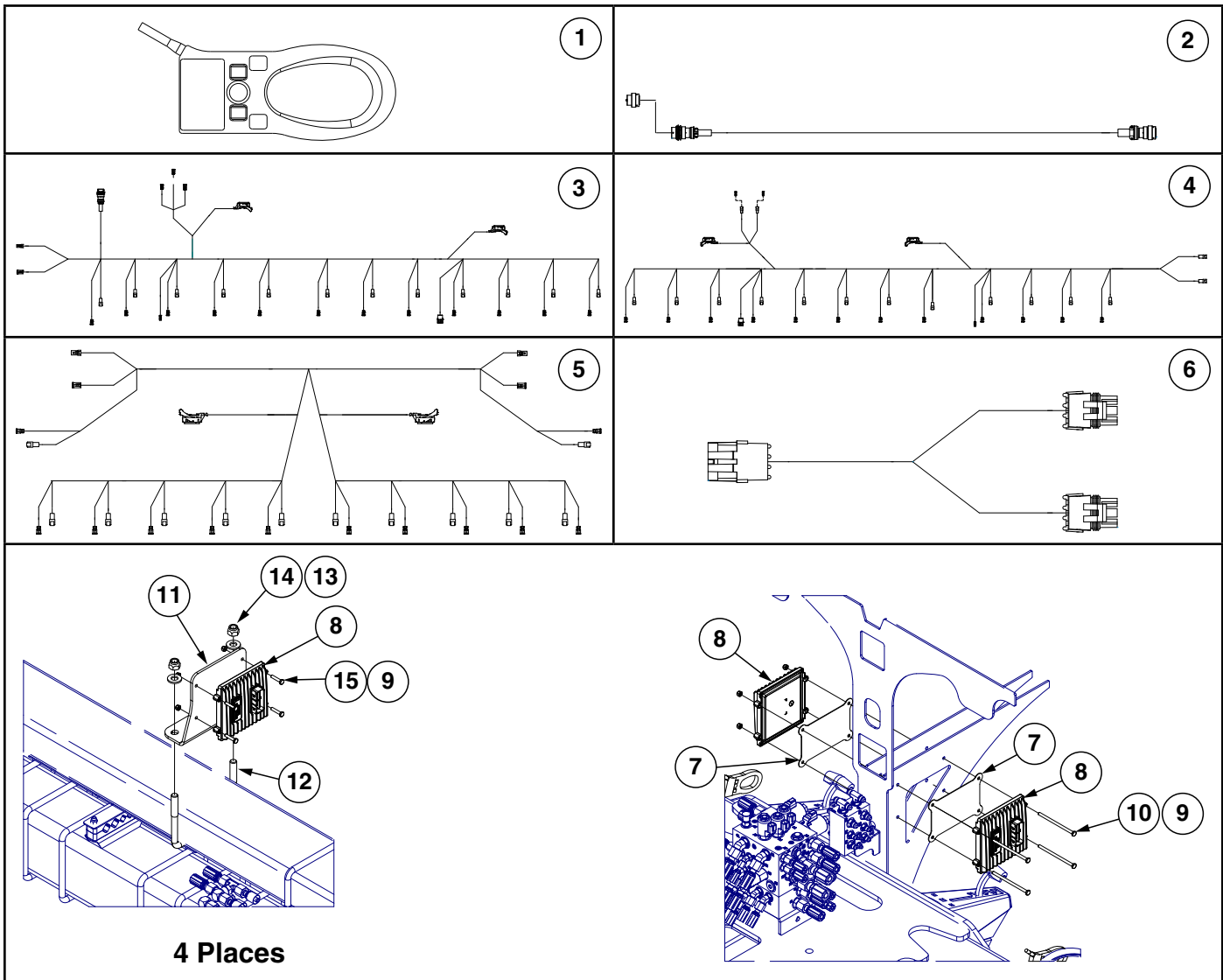
(A26624)



ITEM	PART NO.	QTY.	DESCRIPTION
1	GA14799	1	Coil
2	GA18357	1	Flow Control Valve
3	GD35422	1	Cavity Plug
4	---	---	---
5	GD29318	1	Plug
6	GD36634	1	Fertilizer Block
7	GR0763 GR0764	1 -	Cartridge Seal Kit
8	GR1750	1	Hex Nut
9	G6408-H06-O GR1045	1 -	Hex Socket Head Plug W/O-Ring, 1/16"-18 O-Ring O-Ring
10	G6801-06-08 GR1037	1 -	Elbow W/O-Ring, 90°, 1/16"-18 Male JIC To 3/4"-16 O-Ring O-Ring
11	G6801-08 GR1037	2 -	Elbow W/O-Ring, 90°, 3/4"-16 Male JIC To O-Ring O-Ring
12	G6408-H02-0	1	O-Ring Plug



**This page left blank intentionally.**

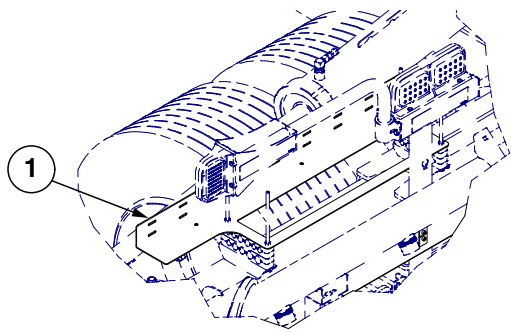


4 Places

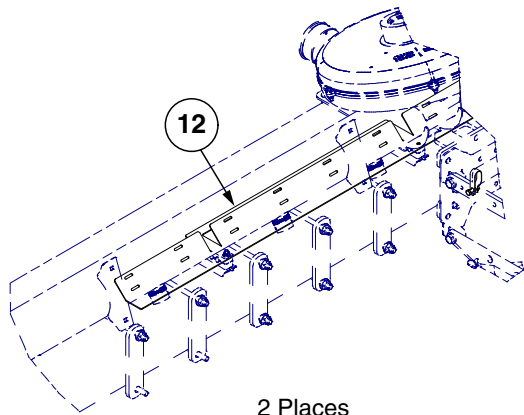
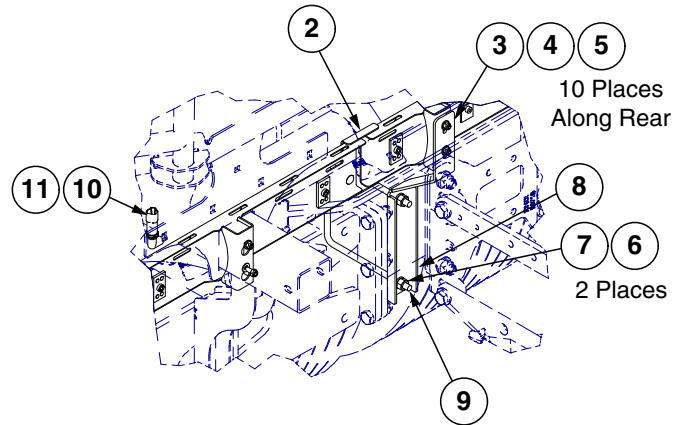
ITEM	PART NO.	QTY.	DESCRIPTION
1	GA26723	36	Sensor Link
2	GA25376	1	Hydraulic Down Force Harness, Draft Link
3	GA26559	1	Hydraulic Down Force Harness, Right Wing, 36 Row
4	GA26560	1	Hydraulic Down Force Harness, Left Wing, 36 Row
5	GA26561	1	Hydraulic Down Force Center Harness, 4700
6	GA25454	1	Wheel Speed Splitter Harness
7	GD36529	2	Module Plate
8	GA25585	6	Module Assembly
9	G10110	20	Lock Nut, 1/4"-20, Grade B
10	G11203	4	Hex Head Cap Screw, 1/4"-20 x 4 1/2"
11	GD36835	4	Module Bracket
12	GD16598	4	U-Bolt, 4" x 7" x 5/8"-11
13	G11391	8	Flat Washer, 5/8" SAE
14	G10107	8	Lock Nut, 5/8"-11
15	G10857	16	Hex Head Cap Screw, 1/4"-20 x 1 1/4"

**This page left blank intentionally.**

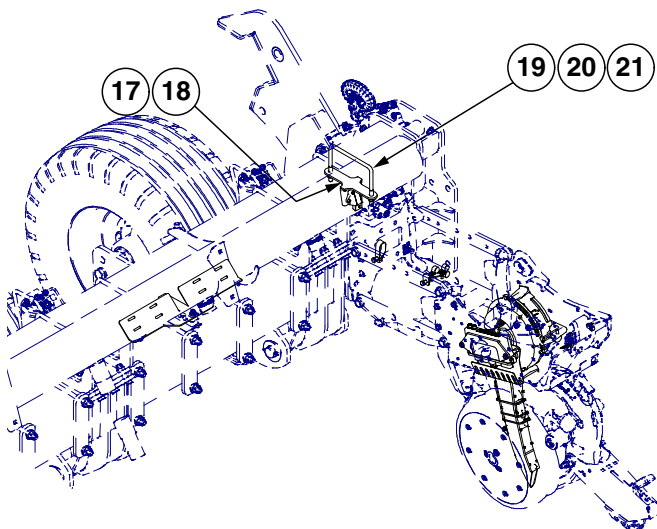
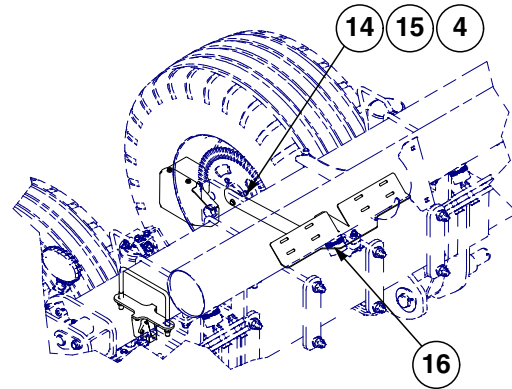
---



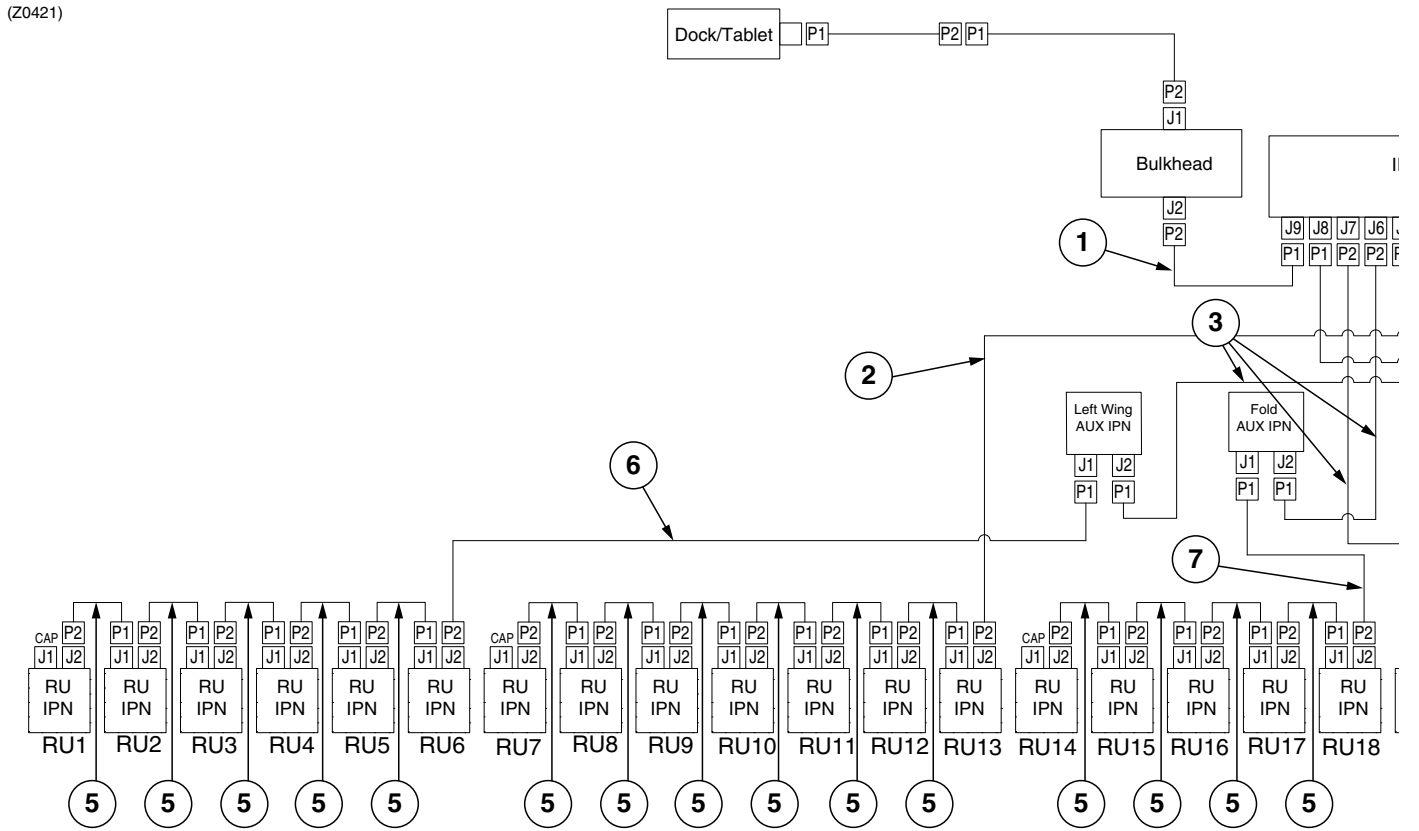
2 Places



2 Places



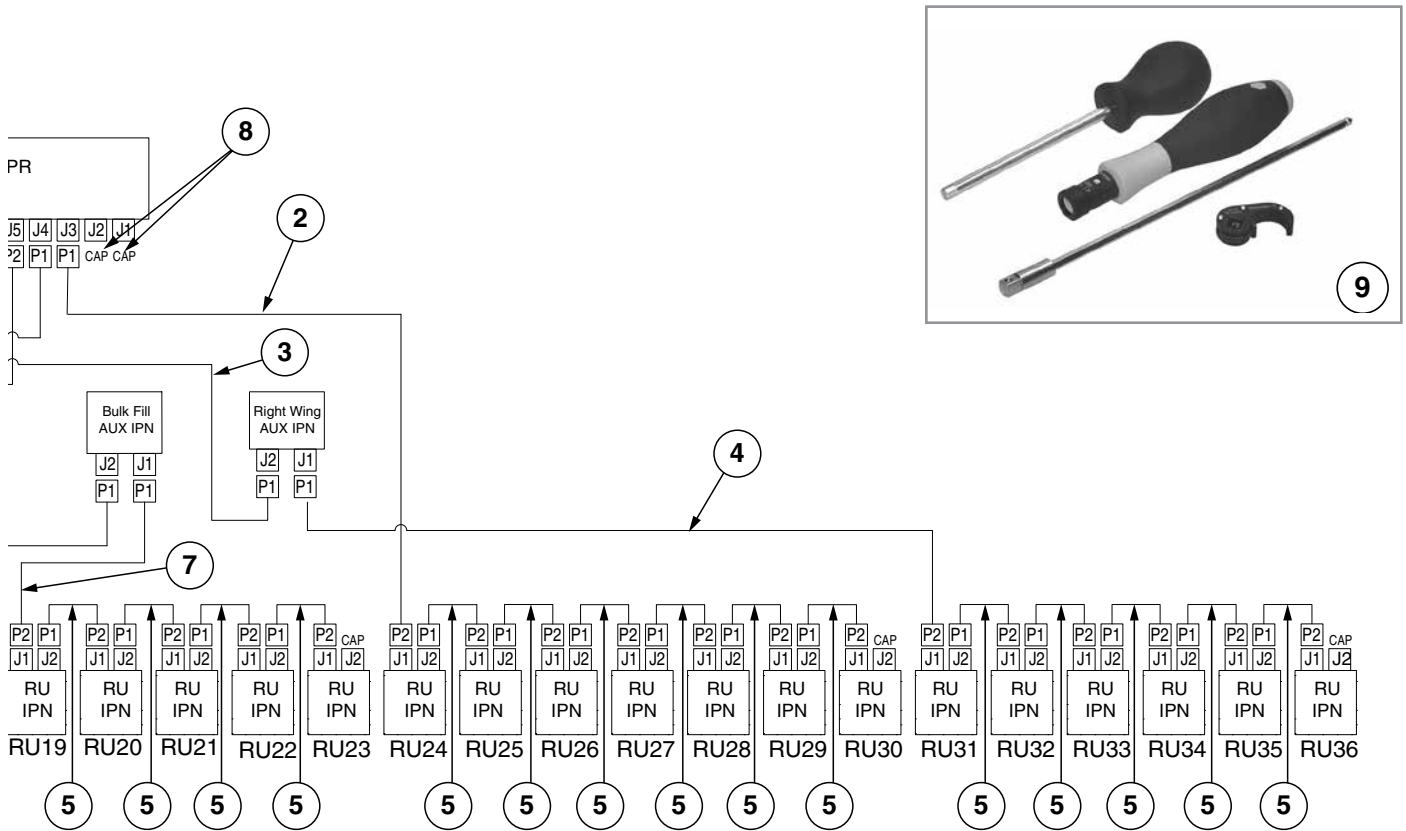
ITEM	PART NO.	QTY.	DESCRIPTION
1	GA26833	2	Harness and TD Retention Tray
2	GD36503	2	Connector Bracket
3	G10312	20	Carriage Bolt, 5/16"-18 x 3/4"
4	G11386	22	Flat Washer, 5/16" SAE
5	G10109	20	Lock Nut, 5/16"-18
6	G10228	4	Lock Washer, 1/2"
7	G10102	4	Hex Nut, 1/2"-13
8	GD36498	2	Hose Support Bracket
9	GD7145	2	U-Bolt, 7" x 7" x 1/2"-13
10	GA14805	3	Air Pressure/Vacuum Sensor
11	G10023601	2	1/8" x 1/8" NPT PFA 90° ELBOW
12	GD36392	2	Wing Harness Bracket
13	---	---	---
14	GD35885	1	Cable Guard
15	G10043	2	Hex Head Cap Screw, 5/16"-18 x 3/4"
16	GD36391	4	Harness Bracket
17	G10260	6	Hex Socket Head Cap Screw, 1/4"-20 x 1/2"
18	GA25976	2	IPP Wing Mount
19	GD11132	2	U-Bolt, 4" x 7" x 1/2"-13
20	G11389	4	Flat Washer, 1/2" Plated SAE
21	G10111	4	Lock Nut, 1/2"-13



# Blue Drive Ethernet Schematic

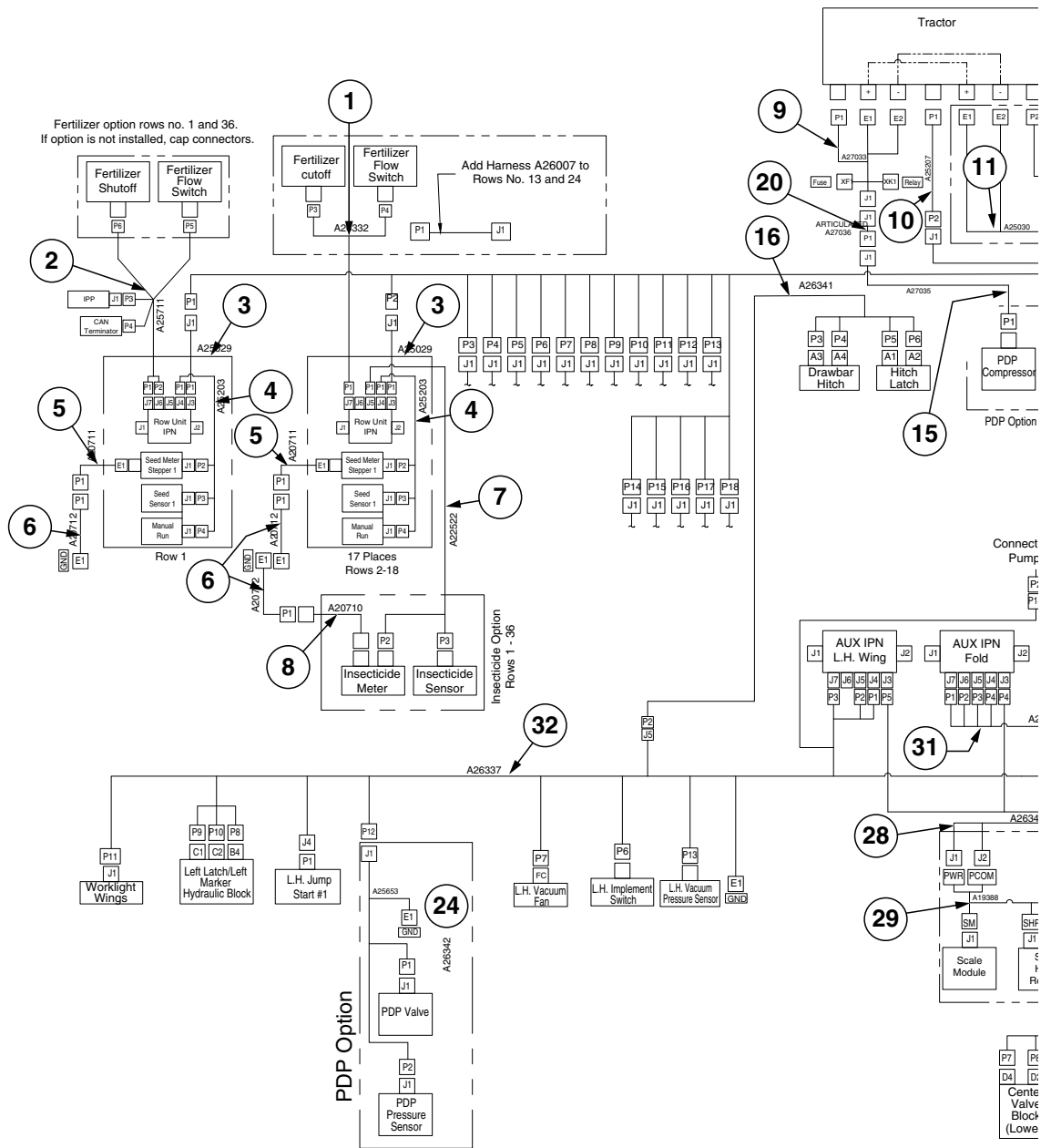
M0295-02

Model 4700



ITEM	PART NO.	QTY.	DESCRIPTION
1	GA22555-525	1	Ethernet Cable (M12 RA Special-M12 STR), 525"
2	GA22556-235	2	Ethernet Cable (M12 RA Special-M12 RA Special), 235"
3	GA24869-28	3	Ethernet Cable (M12 RA Special-M12 RA), 28"
4	GA24869-375	1	Ethernet Cable (M12 RA Special-M12 RA), 375"
5	GA22556-82	36	Ethernet Cable (M12 RA-M12 RA), 82"
6	GA24869-400	1	Ethernet Cable (M12 RA Special-M12 RA), 400"
7	GA24869-130	3	Ethernet Cable (M12 RA Special-M12 RA), 130"
8	GD30726	-	Socket Dust Cover, M12
9	GA26173	-	Torque Driver, M12, Includes: (1) Inerchangeable Blade, (1) Torque Handle, (1) Setting Aid, (1) M12 Attachment

(Z0420)

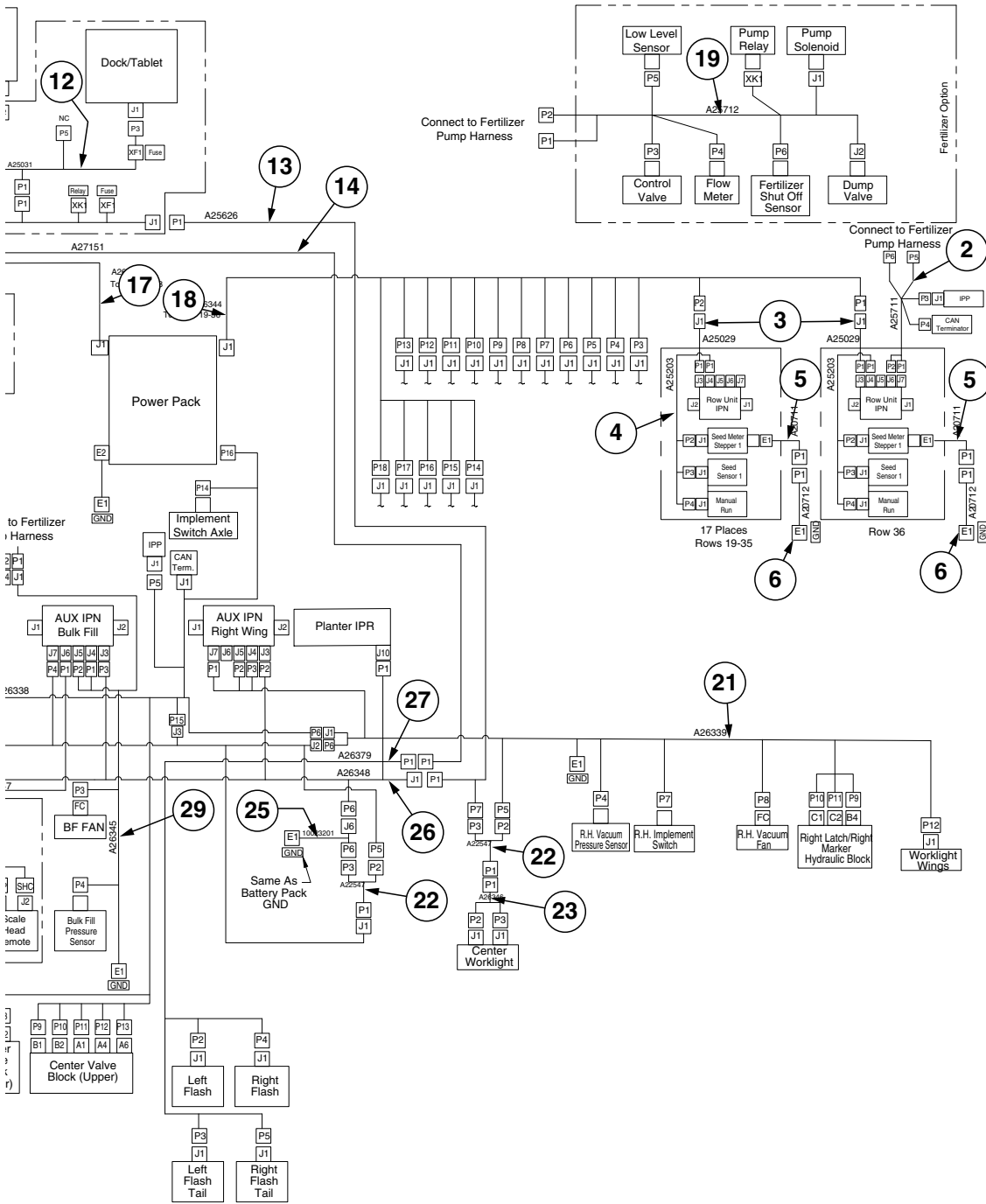




# Blue Drive Interconnect Schematic

M0295-02

Model 4700

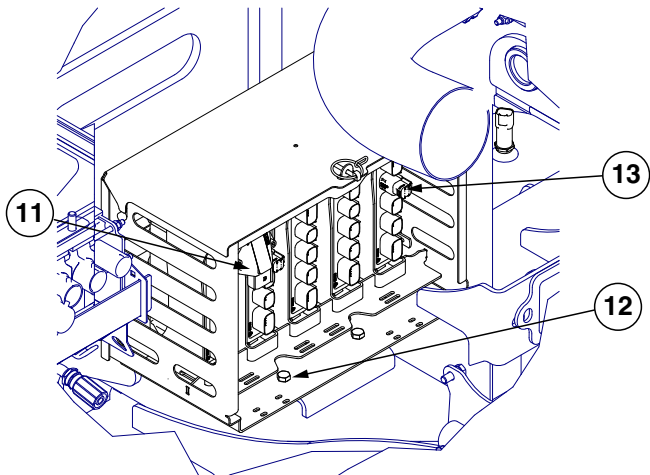
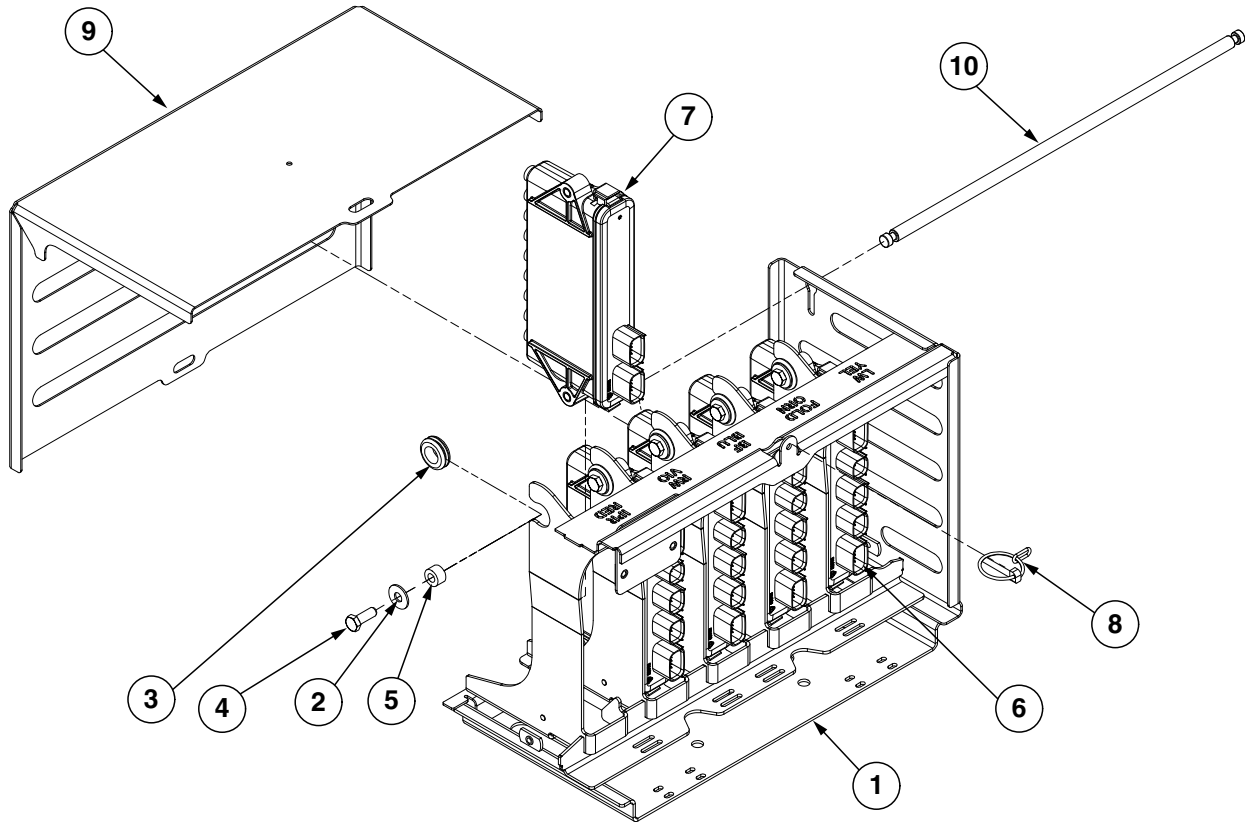


Continued on Following Page.

ITEM	PART NO.	QTY.	DESCRIPTION
1	GA26332	-	Fertilizer Flow Harness
2	GA25711	-	IPP Wing Harness
3	GA25029	-	Row Unit Power Extension Harness
4	GA25203	-	Row Unit Seed Meter Harness
5	GA20711	-	Seed Meter Motor ESD Drain Harness
6	GA20712	-	Row Unit ESD Drain Harness
7	GA22522	-	Insecticide Harness
8	GA20710	-	Granular Chemical Motor ESD Drain Harness
9	GA27033	-	12V PDP Tractor Harness
10	GA25207	-	Tail Light Extension Harness
11	GA25030	-	Tractor Power Harness
12	GA25031	-	Tractor Console Harness
13	GA25626	-	12V Power Harness, Draft Link
14	GA27151	-	Tail Light Harness
15	GA27035	-	12V Air Pump Harness
16	GA26341	-	Drawbar Hitch Harness, 36 Row 20"
17	GA26343	-	24V Row Unit Power Harness, Rows 1-18
18	GA26344	-	24V Row Unit Power Harness, Rows 19-36
19	GA25712	-	Fertilizer Pump Harness
20	GA27036	-	Tractor To Bulkhead Extension Harness
21	GA26339	-	Right Wing Harness, 36 Row 20"
22	GA22547	-	Worklight Relay Harness
23	GA26346	-	Work Light Harness
24	GA26342	-	12V Air Pump Harness
25	G10023201	-	Vacuum Sensor Ground Module Harness
26	GA26348	-	IPN Power Harness, 36 Row 20"
27	GA26379	-	Tail Light Harness
28	GA26347	-	Bulk Fill Scale Harness, 4700
29	GA19388	-	Bulk Fill Scale CAN Cable
30	GA26345	-	Bulk Fill Scale Harness, 36 Row 20"
31	GA26338	-	Fold Harness, 36 Row 20"
32	GA26337	-	Left Wing Harness, 36 Row 20"

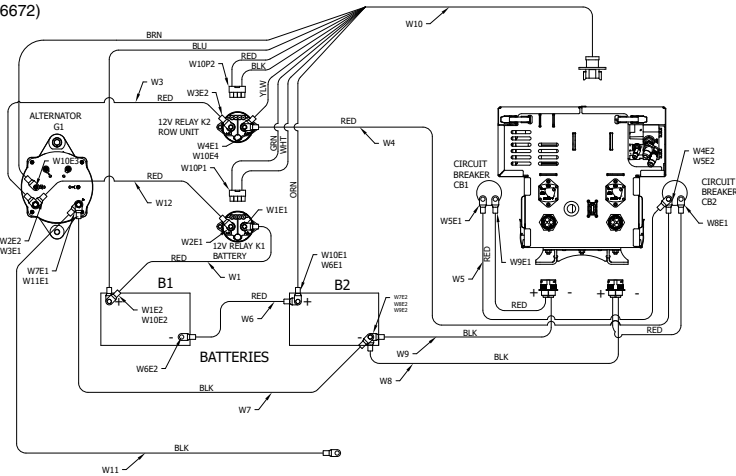
**This page left blank intentionally.**

(A26983)

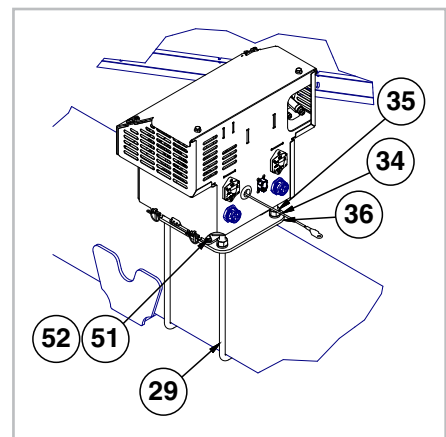
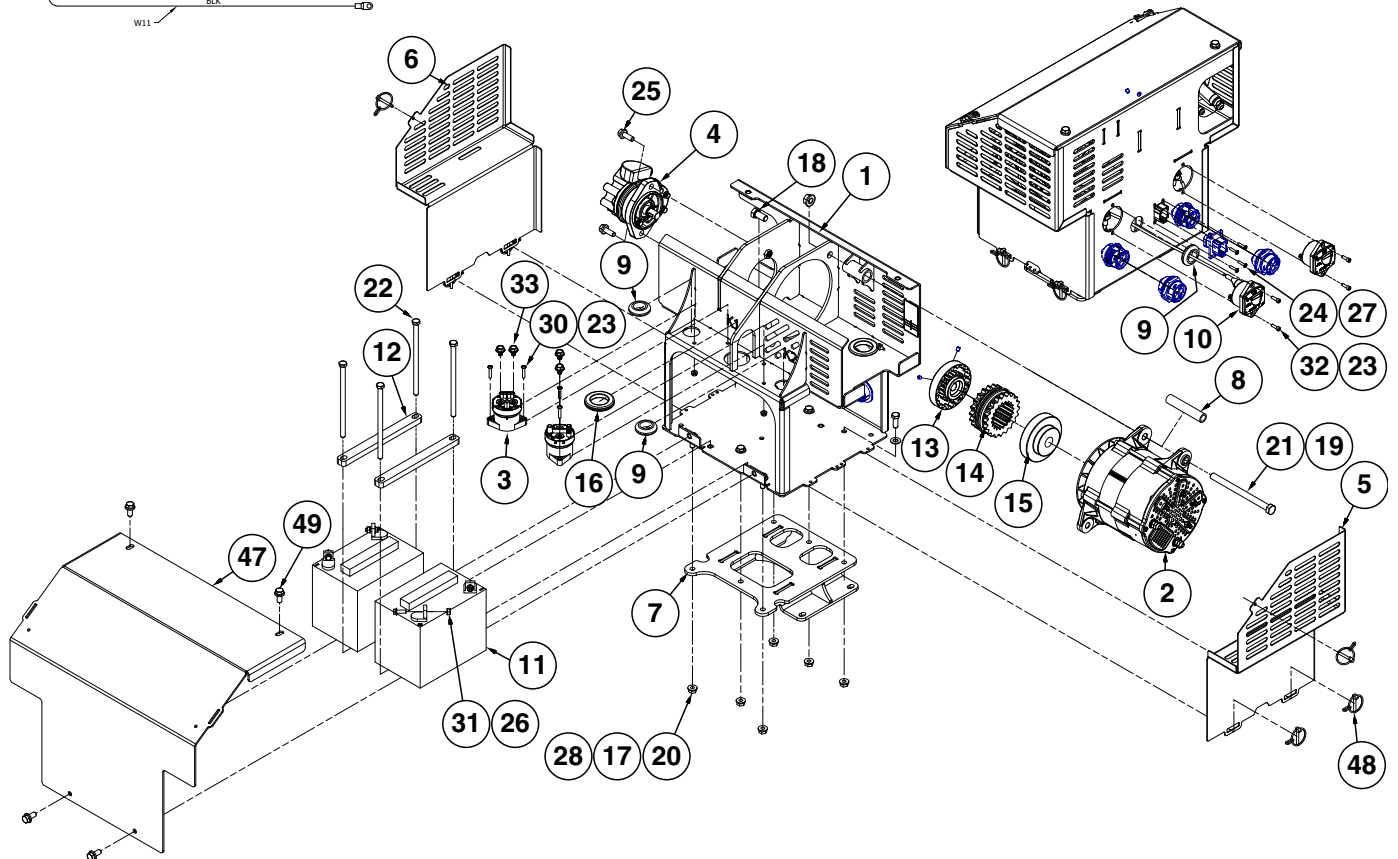


ITEM	PART NO.	QTY.	DESCRIPTION
1	GA25964	1	AUX IPN Mount
2	G10219	5	Washer, 5/16" USS
3	GD35868	5	Grommet
4	G10991	5	Hex Head Cap Screw, 5/16"-18 x 7/8"
5	GD35872	5	Spacer
6	GA25949	4	IPN Module Assembly
7	GA25950	1	IPR Module Assembly
8	G11339	1	Pin W/Chain
9	GD35866	1	AUX IPN Mount Cover
10	GD35873	1	AUX IPN Mount Lock Rod
11	GA21687	3	IPP Module Assembly
	G10260	6	Hex Socket Head Cap Screw, 1/4"-20 x 1/2"
12	G10001	6	Hex Head Cap Screw, 3/8"-16 x 1"
	G10229	6	Lock Washer, 3/8"
	G10101	2	Hex Nut, 3/8"-16
13	GD35837	36	Sealed Plug, MX150, 2 x 3, Key A W/CPA

(A26672)



COMPONENT HOOKUP CHART						
ITEM #	REF DES	FROM	USED W/ ITEM	TO	USED W/ ITEM	FUNCTION
37	W1	B1+	E2	K1A2-	E1	PWR
38	W12	K1A1+	E1	G61+	E2	PWR
45	W3	G61+	E1	K2A1+	E2	PWR
38	W4	K2A2-	E1	CB2,LINE	E2	PWR
39	W5	CB1,LINE	E1	CB2,LINE	E2	PWR
46	W6	B2+	E1	B1-	E2	PWR
40	W7	B2-	E2	GR2-	E1	GND
42	W8	PAN	J1	CB2,LOAD	E1	PWR
				B2-	E2	GND
41	W9	PAN	J1	CB1,LOAD	E1	PWR
				B2-	E2	GND
				K2	P2	RU PWR RELAY (PWR&GND)
				AC	E3	ALTERNATOR SENSE FREQ
43	W10	PAN	J1	K2A2-	E4	RU PWR FEEDBACK
				K1	P1	BATTERY PACK RELAY (PWR&GND)
				B1+	E2	BATTERY #1 VOLTAGE MONITOR
				B2+	E1	BATTERY #2 VOLTAGE MONITOR
44	W11	GR2-	E1	NC	E2	PLANTER GROUND



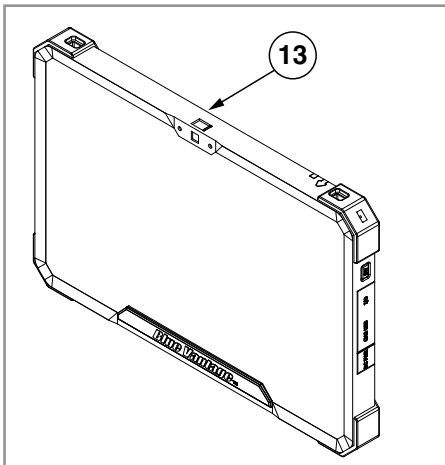
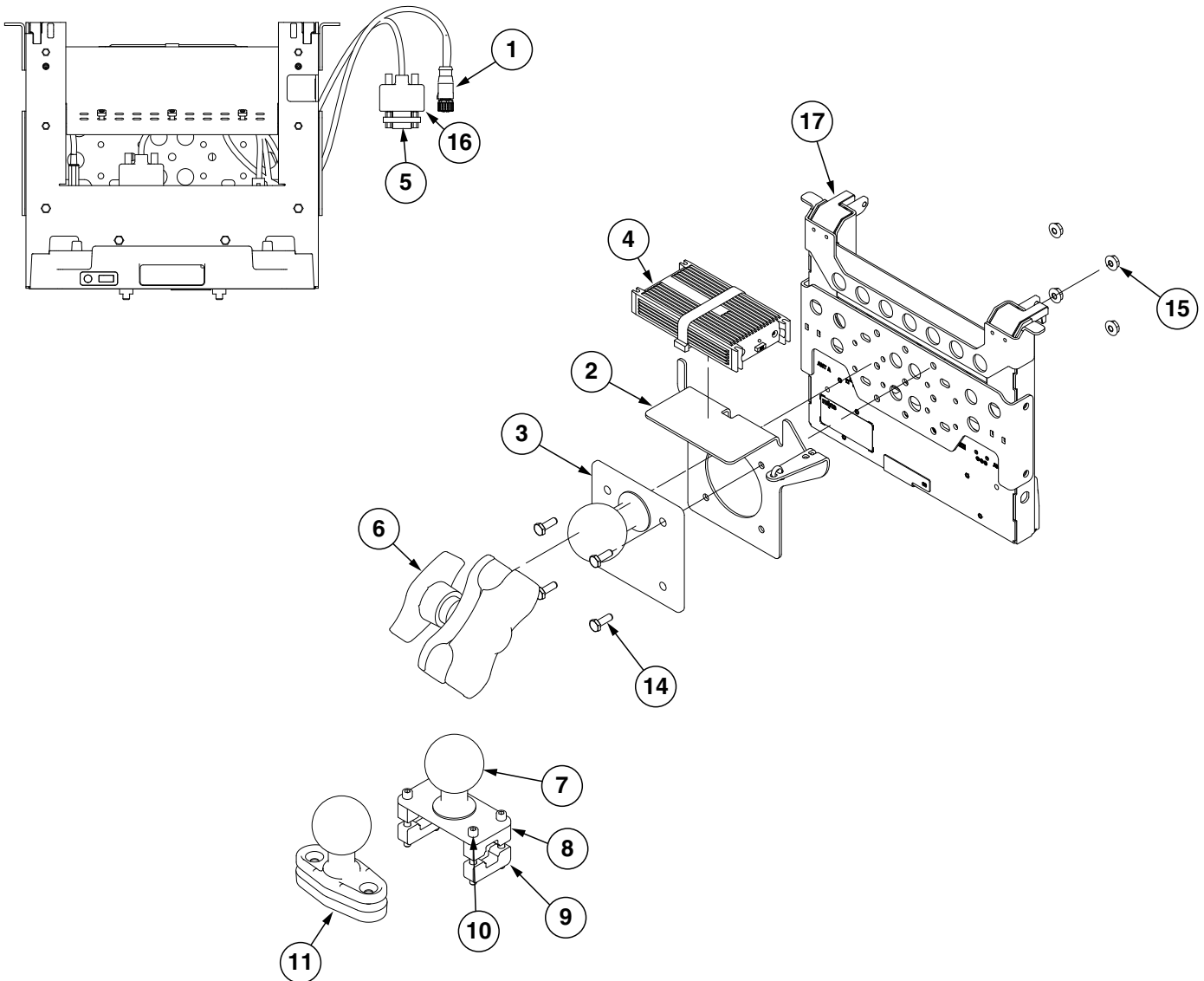
ITEM	PART NO.	QTY.	DESCRIPTION
1	GA26839	1	Battery Box
2	GA26673	1	Alternator
3	GA26674	2	Contactora
4	GA26832	1	Gear Motor
	G10130601	-	Seal Kit
	G6801-08-10	1	Elbow W/O-Ring, 90°, 3/4"-16 Male JIC To 7/8"-14 O-Ring
	GR1466	-	O-Ring
	G6801-10	1	Elbow W/O-Ring, 90°, 7/8"-14 Male JIC To O-Ring
	GR1466	-	O-Ring
	G6801-06	1	Elbow W/O-Ring, 90°, 9/16"-18 Male JIC To O-Ring
5	GD36822	1	Battery Box Vent
6	GD36821	1	Battery Box Vent
7	GA26681	1	Base Mount
8	GD10538-18	1	Sleeve, 3/4" x 3.85"
9	GD22200	3	Grommet, 1"
10	GD28354	2	Circuit Breaker, 100 Amp Panel Mount
11	GD28363	2	Battery, 12 Volt
12	GD35527	2	Battery Strap
13	GD36680	1	Half Coupler
14	GD36681	1	Sleeve W/Retaining Ring
15	GD36682	1	Half Coupler
16	GR2126	2	1½" Push-In Grommet
17	G10001	6	Hex Head Cap Screw, 3/8"-16 x 1"
18	G10014	1	Hex Head Cap Screw, 1/2"-13 x 1"
19	G10071	1	Serrated Flange Nut, 1/2"-13
20	G10622	6	Serrated Flange Nut, 3/8"-16
21	G10829	1	Hex Head Cap Screw, 1/2"-13 x 6 1/2"
22	G10954	4	Hex Head Cap Screw, 3/8"-16 x 7"
23	G10992	8	Serrated Flange Nut, No. 10-24
24	G11067	4	Phillips Pan Head Machine Screw, No. 8-32 x 3/4", Stainless Steel
25	G11124	2	Hex Serrated Flange Cap Screw, 3/8"-16 x 1"
26	G11166	4	Hex Socket Flange Cap Screw, 1/4"-20 x 3/4"
27	G11202	4	Lock Nut W/Nylon Insert, No. 8-32, Stainless Steel
28	G11387	6	Hardened Washer, 3/8" SAE
29	GD25499	2	U-Bolt, 8" x 16" x 3/4"-10
30	G11472	4	Phillips Pan Head Machine Screw, No. 10-24 x 1"
31	G11528	4	Hex Nut W/External Tooth Washer, 1/4"-20
32	G11588	4	Hex Socket Head Cap Screw, No. 10-24 x 5/8"
33	G12219-12	4	Hex Serrated Flange Cap Screw, M8-1.25 x 12
34	G10231M	4	Spring Lock Washer, 3/4"
35	G10105M	4	Hex Nut, 3/4"-10
36	GD27019	1	Power Pack Mount
37	GA26683	1	Red Cable, 4 Gauge x 15"
38	GA26684	1	Red Cable, 4 Gauge x 28"
39	GA26685	1	Red Cable, 4 Gauge x 19"
40	GA26686	1	Red Cable, 4 Gauge x 12"

---

ITEM	PART NO.	QTY.	DESCRIPTION
41	GA26687	1	Row Unit Battery Box Harness, Power 1
42	GA26688	1	Row Unit Battery Box Harness, Power 2
43	GA26689	1	Compact Power Pack Sensor Harness
44	GA26717	1	Cable, 4GA x 54"
45	GA25023	1	Cable, 4GA, 5/16" to 5/16"
46	GA25993	1	Cable, 4GA x 14"
47	GD36820	1	Battery Box Cover
48	G11339	6	Pin W/Chain
49	G11123	4	Hex Serrated Flange Cap Screw, 3/8"-16 x 3/4"
50	GA26926	1	Cable, 4GA Red/Cover x 32"
51	G10108	4	Lock Nut, 3/8"-16
52	G11387	4	Flat Washer, 3/8" SAE



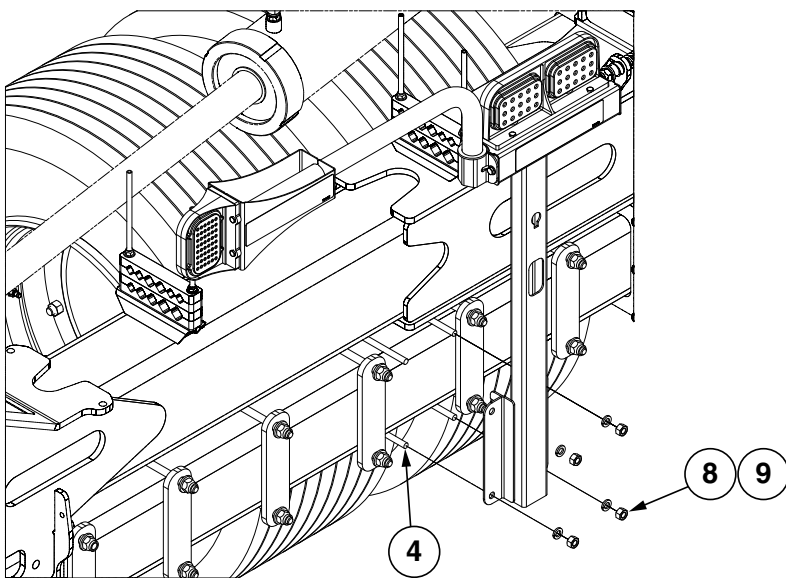
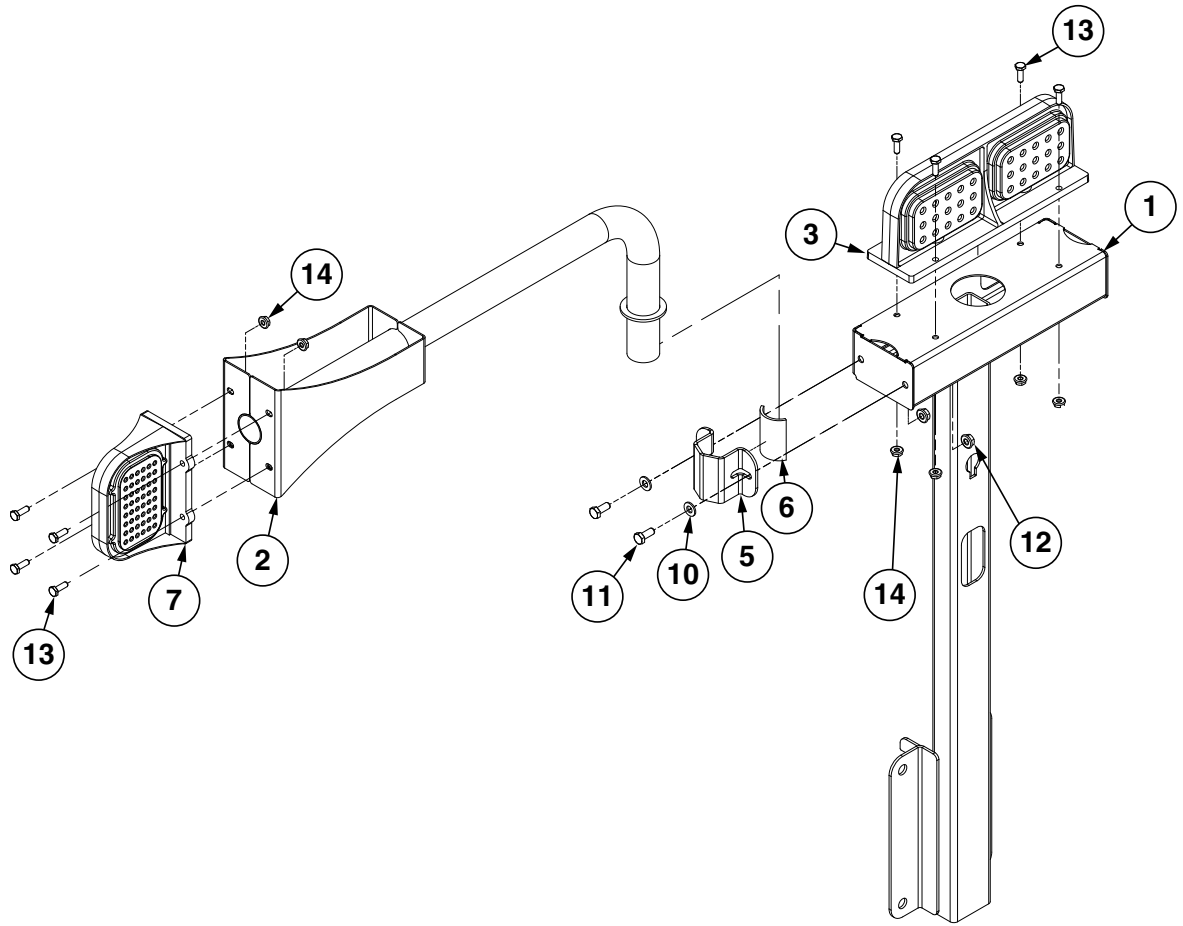
**This page left blank intentionally.**



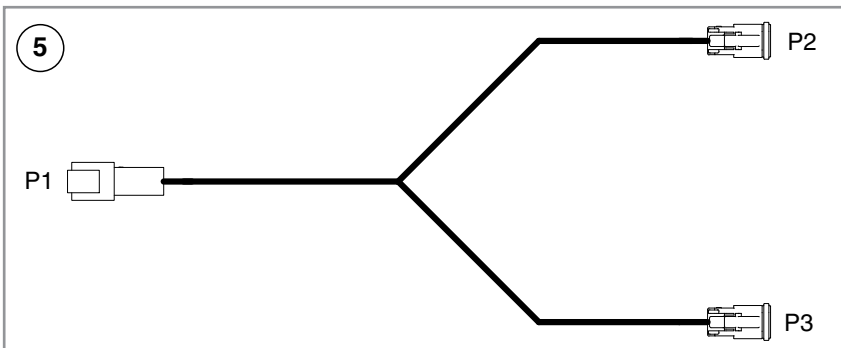
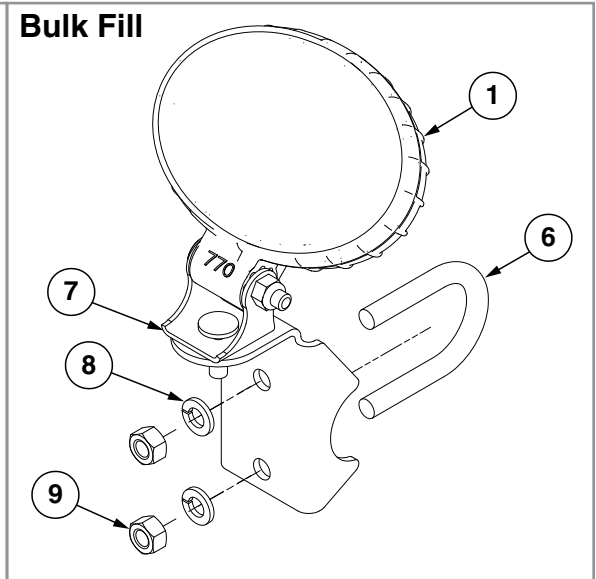
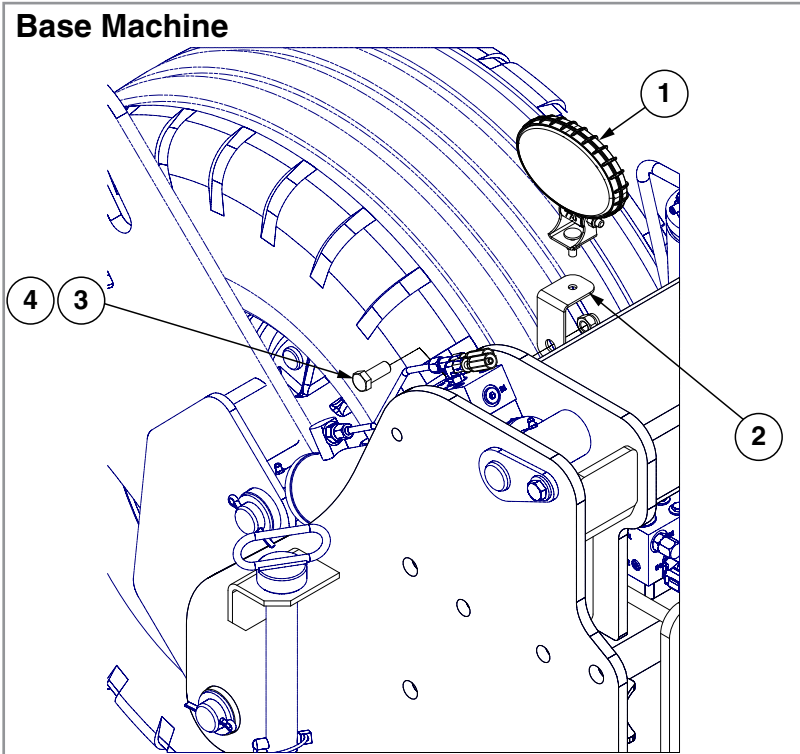
- 12
- GPS Interface Package Includes:**
- (1)GPS Installation Sheet
  - (1)Meter Serial Ext. Cable
  - (1) 1600 AgLeader GPS Cable
  - (1) Trimble to Starfire Adapter Cable
  - (1) M/M DB9 Serial Connector
  - (1) F/F DB9 Serial Connector
  - (1) Null Modem M/F DB9 Conector
  - (1)GPS Harness

ITEM	PART NO.	QTY.	DESCRIPTION
1	GA25399-36	1	Ethernet Cable (RJ45-Female M12 STR), 36"
2	GD35216	1	Power Supply Display Mount
3	GD33756	1	Ram Ball, 2¼"
4	GA26374	1	Lind Power Adapter (Included W/GA24281)
5	GD35465	1	DB9 M/M Harness Adapter
6	GA24285	1	Double Socket Ram Arm (Short)
7	GD33757	1	Ram Ball W/Plate, 2¼" Ball
8	GD33758	2	Ram Mount Clamp Block, Top
9	GD33759	2	Ram Mount Clamp Block, Bottom
10	G11106	4	Hex Socket Head Cap Screw, ¼"-20 x 2¼"
11	GA24284	1	Ram Ball W/Base, 2½" Ball
12	GA21143	1	GPS Interface Package <a href="#">See "GPS Receiver Package" on page P172</a>
13	GA24279	1	Blue Vantage Display
14	G10023	4	Hex Head Cap Screw, ¼"-20 x ¾"
15	G10621	4	Serrated Flange Nut, ¼"-20
16	GA25437	1	DB9 Cable F/F
17	GA24281	1	Docking Station W/Power Supply

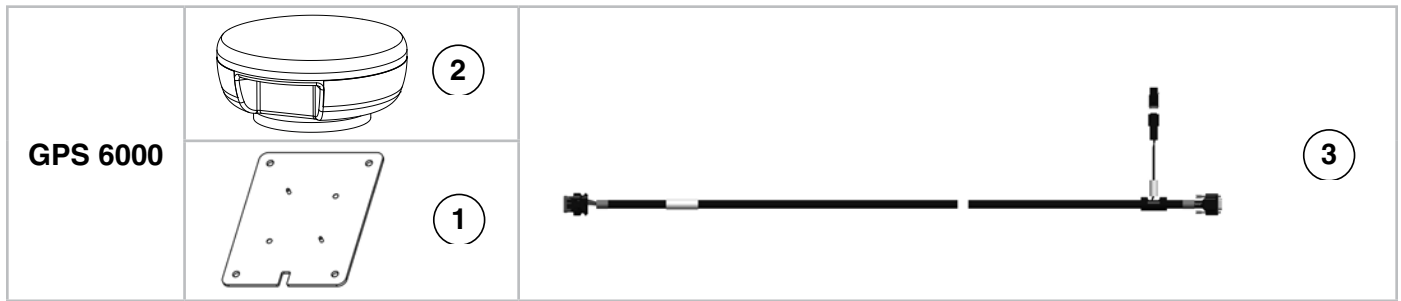
(A26304\_A26250)



ITEM	PART NO.	QTY.	DESCRIPTION
1	GA26306	1	Light Mount
2	GA26307	1	Light Mount
3	GA15469	1	Left Tail/Flasher
	GA15470	1	Right Tail/Flasher
4	GD7145	4	U-Bolt, 7" x 7" x 1/2"-13
5	GD34822	1	Light Bracket Plate
6	GD34825	1	Light Bracket Gasket
7	GA15471	1	Flasher Lamp, Amber
8	G10102	8	Hex Nut, 1/2"-13
9	G10228	8	Lock Washer, 1/2"
10	G11386	2	Flat Washer, 5/16" SAE
11	G10043	2	Hex Head Cap Screw, 5/16"-18 x 3/4"
12	G10620	2	Serrated Flange Nut, 5/16"-18
13	G10023	8	Hex Head Cap Screw, 1/4"-20 x 3/4"
14	G10621	8	Serrated Flange Nut, 1/4"-20

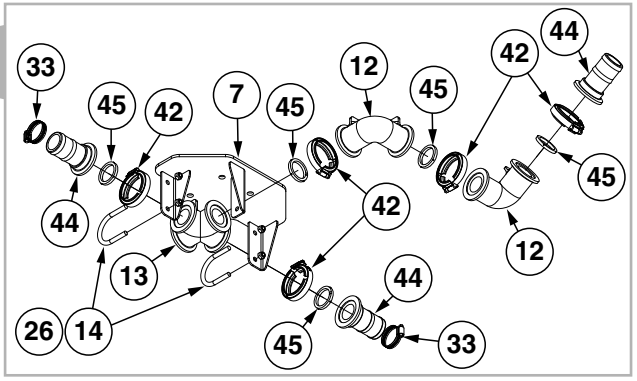
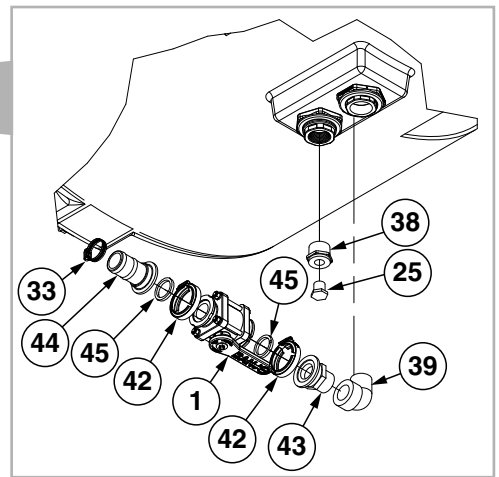
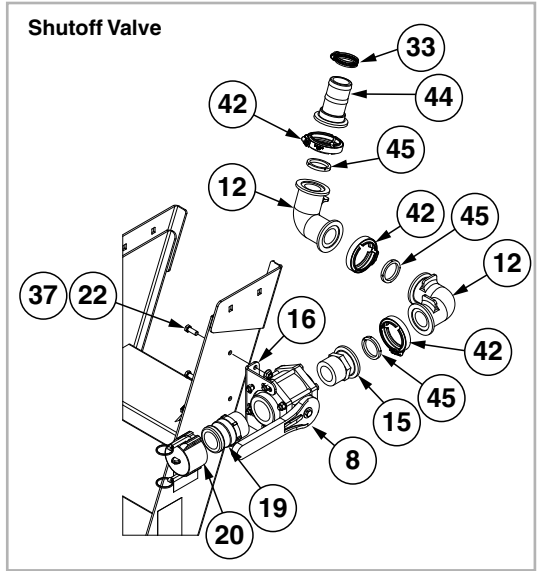
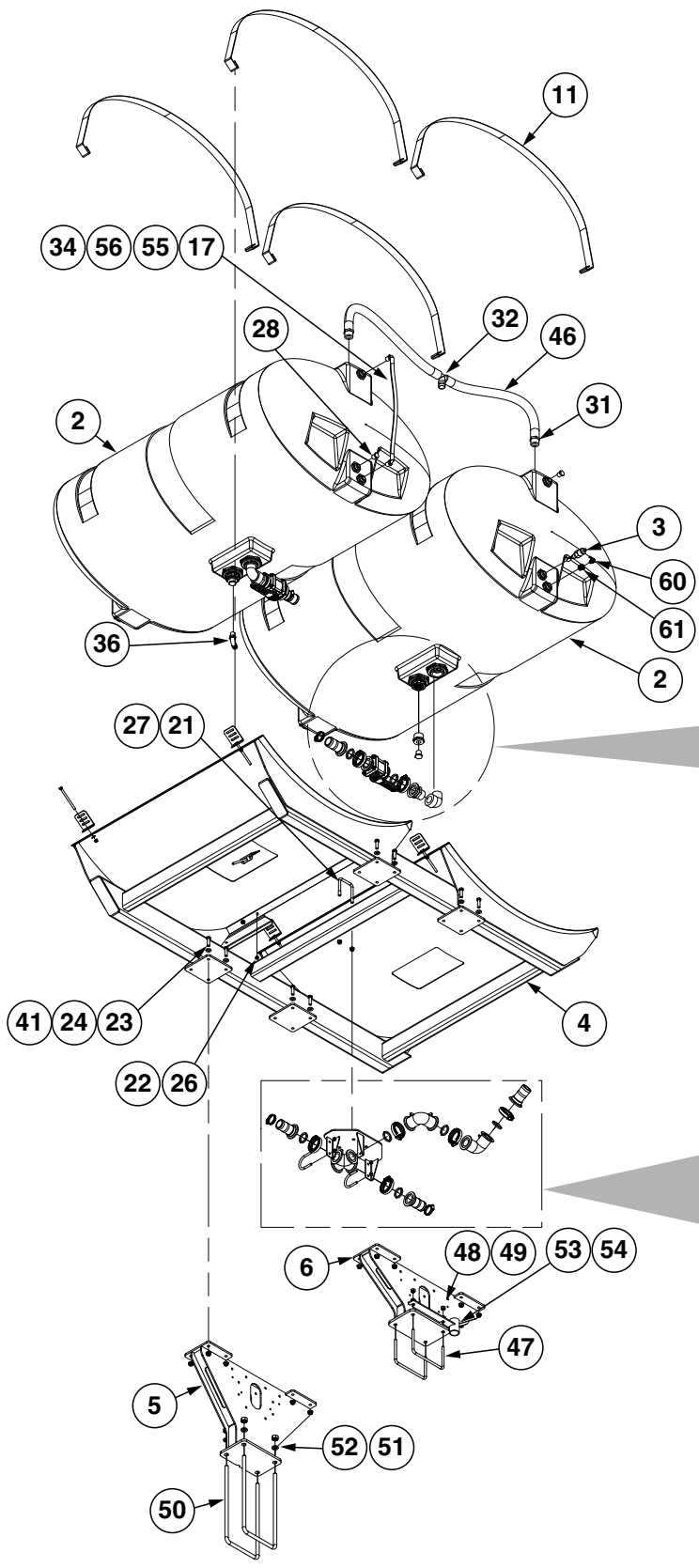


ITEM	PART NO.	QTY.	DESCRIPTION
1	GA18486	2	Work Light
2	GD35423	2	Work Light Mount
3	G10037	2	Hex Head Cap Screw, 1/2"-13 x 1 1/4"
4	G10111	2	Lock Nut, 1/2"-13
5	GA26346	-	Work Light Harness
6	GD27190	1	U-Bolt, 1 1/2" x 3/8"-16
7	GD26989	1	Work Light Bracket
8	G10229	2	Lock Washer, 3/8"
9	G10101	2	Hex Nut, 3/8"-16

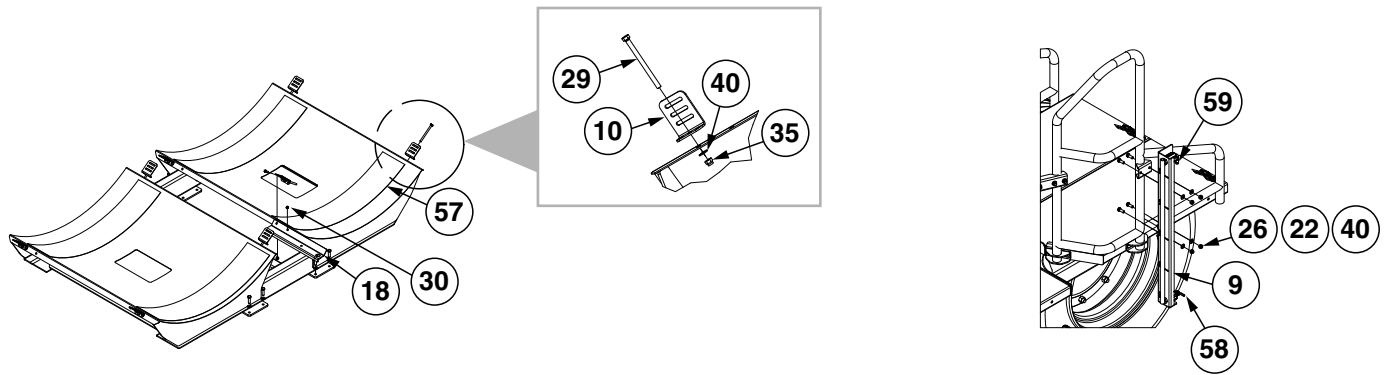


ITEM	PART NO.	QTY.	DESCRIPTION
1	GA21152	1	GPS Mounting Bracket
2	GA21151	1	GPS Antenna, 6000
3	GA20903	1	GPS Cable, 6000
A	G9421X	-	GPS 6000 Antenna Package (Items 1-3)
B	GA21143		GPS Interface Kit

(A26399)





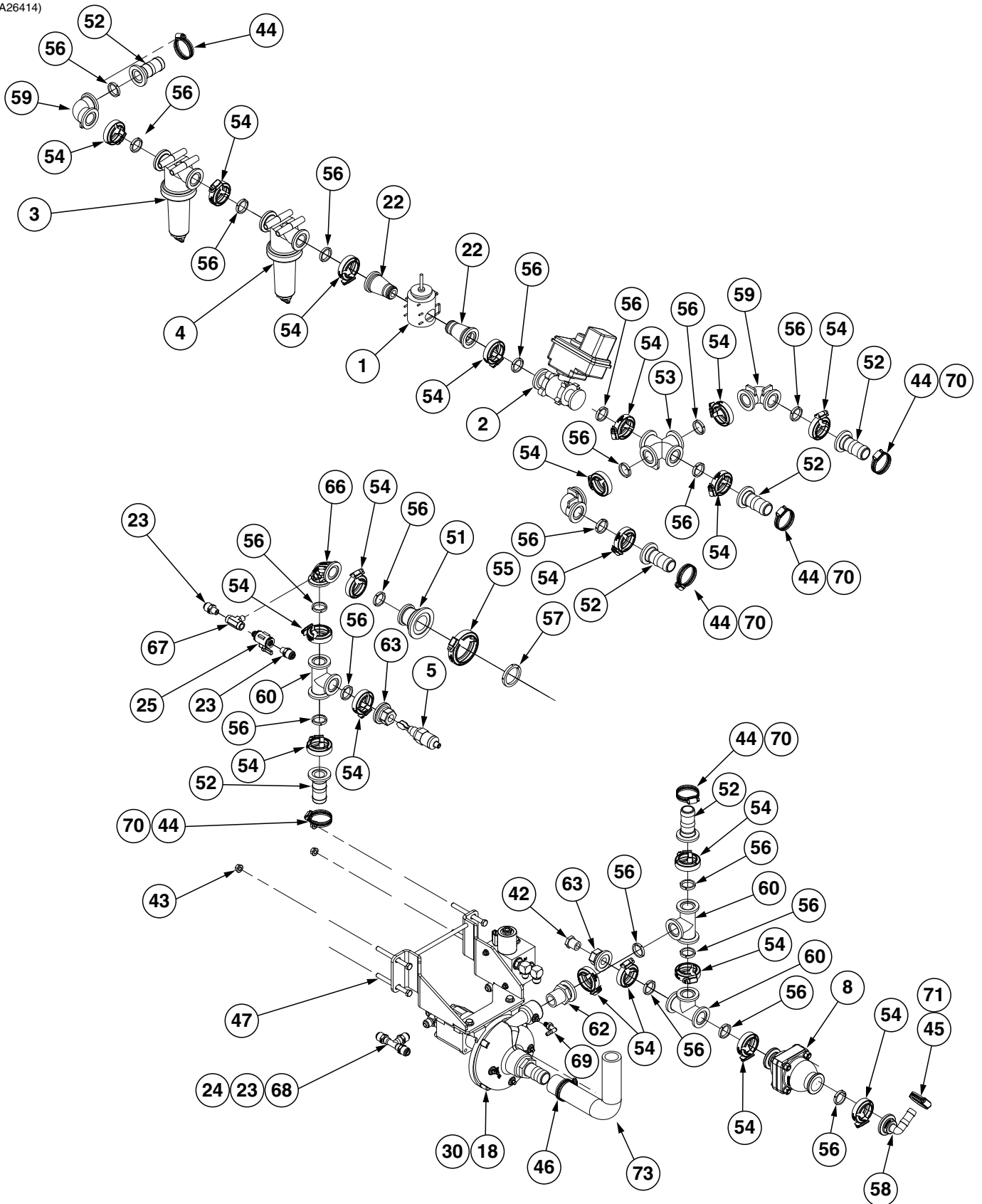


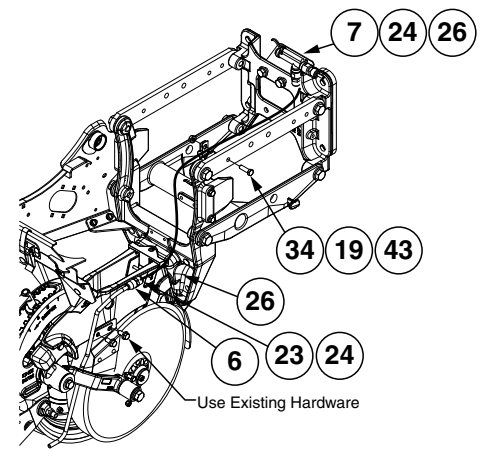
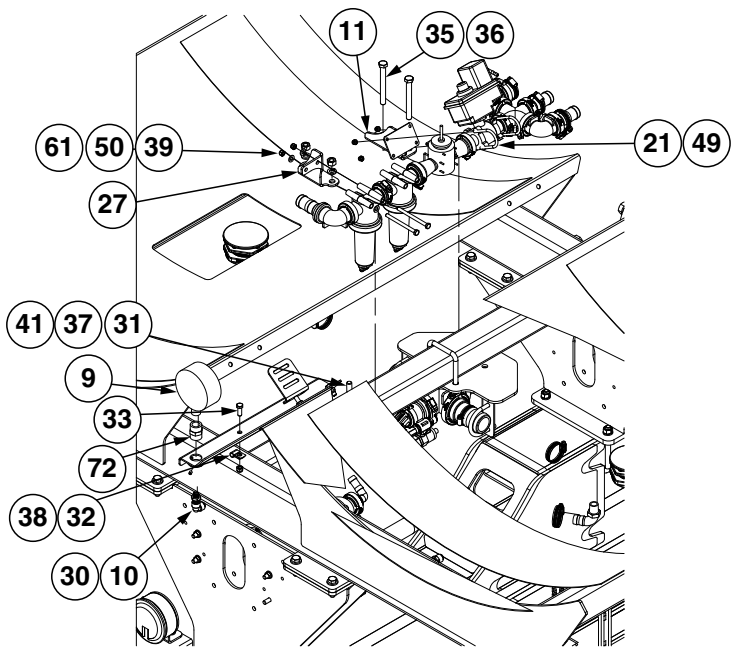
ITEM	PART NO.	QTY.	DESCRIPTION
1	GA16927	2	Shutoff Valve, 2"
2	GA17900	1	Tank W/Lid and Fittings, 300 Gallon
	GA16428	1	7" Lid Assembly
	GA16157	-	Vacuum Breaker
	GR2056	-	7" Lid W/2" NPT
	GR1709	1	1¼" Bulkhead Fitting Assembly (Nut, Bushing And O-Ring) (End Of Tank)
	GR1941	1	Seal
	GR2144	6	½" Bulkhead Fitting
	GR1919	2	1½" Bulkhead Fitting Assembly, 16 Row Only
	GR1739	1	2" Bulkhead Fitting Assembly (Nut, Bushing And O-Ring) (Bottom Of Tank), 24 Row Only
	GA20748	-	Anti-Vortex Fitting, 1½", 300 Gallon
3	GA18720	1	Liquid Level Sensor
4	GA25669	1	Tank Saddle
5	GA26369	1	Front Support
6	GA26400	1	Rear Support
7	GA26416	1	Fertilizer Cross Mount
8	GA2660	1	Shutoff Valve, 2" NPT
9	GA26756	1	Fertilizer Level Sight Assembly
10	GD11123	8	Anchor
11	GD15605	4	Band (3 Per Tank)
12	GD26472	4	2" x 2", 90° Full Port Flange
13	GD26474	1	2" Flanged Cross
14	GD26535	2	U-Bolt, 2½" x ⅜"-16
15	GD26816	1	2" Flange x 2" Male Thread
16	GD26996	1	Fertilizer Fill Valve Mount Bracket
17	GD29502-26	3	Clear Tube, ¾" O.D. x 26"
18	GA21612	1	Pressure Gauge Bracket
19	GD3623	1	Hydraulic Hose Mount
20	GD3951	1	Dust Cap, 2" Cam Lock
21	GD4743	1	U-Bolt, 3" x 3" x ½"-13
22	G10001	7	Hex Head Cap Screw, ⅜"-16 x 1"
23	G10039	16	Hex Head Cap Screw, ½"-13 x 1¼"
24	G10071	16	Serrated Flange Nut, ½"-13
25	G10096	2	Pipe Plug, ¾" NPT
26	G10108	9	Lock Nut, ⅜"-16
27	G10111	2	Lock Nut, ½"-13
28	G10297	4	Hex Pipe Plug, ½"
29	G10485	8	Hex Head Cap Screw, ⅜"-16 x 5"

ITEM	PART NO.	QTY.	DESCRIPTION
30	G10497	1	Hex Jam Nut, 3/8"-16, Grade 2
31	G10626	2	Adapter, 1 1/4" NPT To Barb
32	G10633	1	Tee, 1 1/4" Barb
33	G10676	5	Hose Clamp, No. 36, Stainless Steel
34	G10740	6	90° Elbow, 1/2" Male NPT/Hose Barb
35	G10901	8	Lock Nut, 3/8"-16
36	G10917	1	Elbow, 90°, 3/4" NPT To Barb
37	G11091	2	Serrated Flange Nut, 3/8"-16
38	G11237	2	Reducing Bushing, 1 1/2" Male NPT To 3/4" Female
39	G11353	2	Elbow, 1 1/2" NPT, 90°
40	G11387	12	Flat Washer, 3/8" SAE
41	G11389	16	Flat Washer, 1/2" Plated SAE
42	G11468	12	Flange Clamp SS 75 Series
43	G11496	2	Adapter, 1 1/2" Male NPT x 2" Flange
44	G11497	6	Adapter, 2" Flange x 2" Hose Barb
45	G11499	12	Gasket, Flange Ribbed 2"
46	G4602-30	2	Black Helix Hose, 1 1/4" x 3'
47	GD34924	2	U-Bolt, 8" x 5" x 1/2"-13
48	G10102	4	Hex Nut, 1/2"-13
49	G10228	4	Lock Washer, 1/2"
50	GD25499	2	U-Bolt, 8" x 16" x 3/4"-10
51	G10105	4	Hex Nut, 3/4"-10
52	G10231	4	Lock Washer, 3/4"
53	GA26888	1	Overflow
54	G4602-09	1	Black Helix Hose, 1 1/4" x 7.3'
55	G10673	6	Hose Clamp, No. 8
56	G11590	3	10MM Hollow Ball (Orange)
57	GD1862	4	Tank Pad, 8" x 14' Roll
58	*D30421-10	1	Clear Blue Tube, 3/8" O.D. x 100'
59	GD29502-192	1	Clear Tube, 3/4" O.D. x 31 1/2"
60	G11681	1	1/4" NPT x 1/4" Hose Barb Fitting
61	G11682	1	Reducing Bushing, 1/2" Male NPT to 1/4" Female NPT

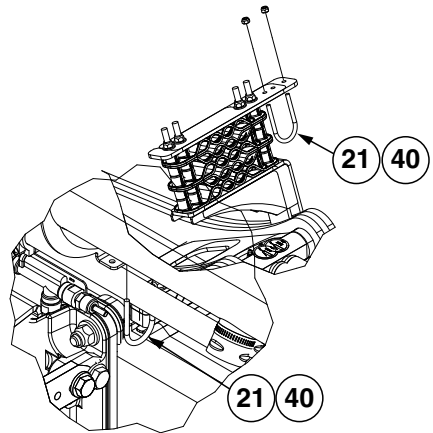
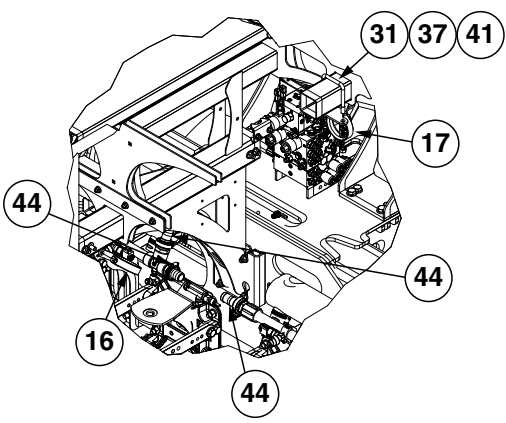
\*Hose not stocked by Kinze repair parts, but is available in bulk. Order GD30421-00.

(A26414)

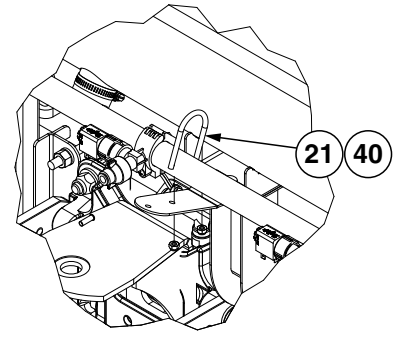




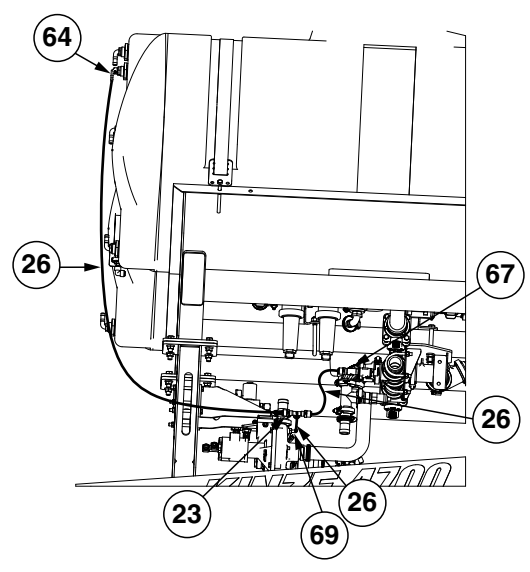
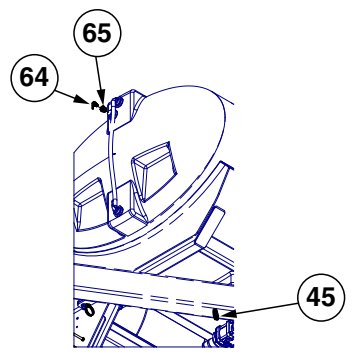
36 Places



8 Places



4 Places



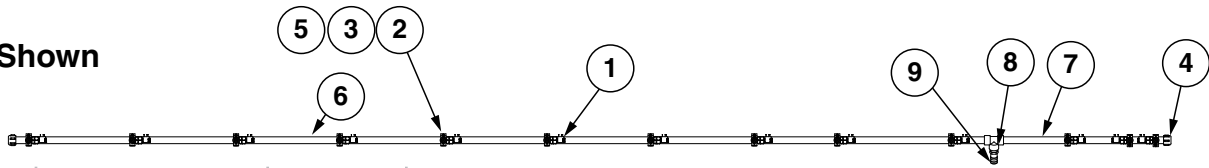
ITEM	PART NO.	QTY.	DESCRIPTION
1	GA14813	1	Flow Meter
2	GA14814	1	Fertilizer Control Valve
3	GA18181	1	1" Manifold T Strainer W/30 Mesh Screen
4	GA18182	1	1" Manifold T Strainer W/80 Mesh Screen
5	GA18720	1	Liquid Level Sensor
6	GA18822	36	Liquid Fertilizer Tube
7	---	36	<a href="#">See "Fertilizer Flow Switch Package" on page P183</a>
8	GA20723	1	Pressure Relief Valve, 75 PSI
9	GA21456	1	Pressure Gauge
10	GA21614	1	90° Push-To-Connect Elbow
11	GA25672	1	Fertilizer Valve Mount
12	---	1	<a href="#">See "Fertilizer Manifold Assemblies" on page P180</a>
13	---	1	<a href="#">See "Fertilizer Manifold Assemblies" on page P180</a>
14	---	1	<a href="#">See "Fertilizer Manifold Assemblies" on page P180</a>
15	---	1	<a href="#">See "Fertilizer Manifold Assemblies" on page P180</a>
16	GA26585	1	1 Point Fertilizer Hose Bracket
17	GA26586	1	2 Point Fertilizer Hose Bracket
18	GA26627	1	<a href="#">See "Hydraulic Fertilizer Pump" on page P147</a>
19	GD13348	36	Insulated Clamp, 1 <sup>1</sup> / <sub>16</sub> "
20	---	---	---
21	GD26274	22	U-Bolt, 1 <sup>1</sup> / <sub>2</sub> " x 1 <sup>1</sup> / <sub>4</sub> "-20
22	GD26304	2	Flow Meter Flanged Adapter
23	GD29625	41	Connector, 1 <sup>1</sup> / <sub>4</sub> " NPT x 3 <sup>8</sup> / <sub>8</sub> "
24	GD29709	149	Support Tube
25	GD29813	1	Micro Valve, 1 <sup>1</sup> / <sub>4</sub> " FNPT x 1 <sup>1</sup> / <sub>4</sub> " MNPT
26	*D30421-75	1	Clear Blue Tube, 3 <sup>8</sup> / <sub>8</sub> " O.D. x 75'
27	GD35608	1	Fertilizer Filter Support Plate
28	GD36384	1	Mounting Plate, L.H.
29	GD36385	1	Mounting Plate, R.H.
30	---	---	---
31	GD4743	2	U-Bolt, 3" x 3" x 1 <sup>1</sup> / <sub>2</sub> "-13
32	GD6291	1	Insulated Clamp, 3 <sup>8</sup> / <sub>8</sub> "
33	G10001	1	Hex Head Cap Screw, 3 <sup>8</sup> / <sub>8</sub> "-16 x 1"
34	G10004	36	Hex Head Cap Screw, 3 <sup>8</sup> / <sub>8</sub> "-16 x 1 <sup>1</sup> / <sub>4</sub> "
35	G10045	2	Hex Head Cap Screw, 1 <sup>1</sup> / <sub>2</sub> "-13 x 4 <sup>1</sup> / <sub>2</sub> "
36	G10071	2	Serrated Flange Nut, 1 <sup>1</sup> / <sub>2</sub> "-13
37	G10102	4	Hex Nut, 1 <sup>1</sup> / <sub>2</sub> "-13
38	G10108	1	Lock Nut, 3 <sup>8</sup> / <sub>8</sub> "-16
39	G10109	2	Lock Nut, 5 <sup>1</sup> / <sub>16</sub> "-18
40	G10110	40	Lock Nut, 1 <sup>1</sup> / <sub>4</sub> "-20, Grade B
41	G10228	4	Lock Washer, 1 <sup>1</sup> / <sub>2</sub> "
42	G10297	1	Hex Pipe Plug, 1 <sup>1</sup> / <sub>2</sub> "
43	G10622	40	Serrated Flange Nut, 3 <sup>8</sup> / <sub>8</sub> "-16
44	G10672	11	Hose Clamp, No. 28
45	G10674	2	Hose Clamp, No. 24
46	G10676	1	Hose Clamp, No. 36, Stainless Steel
47	G10063	4	Hex Head Cap Screw, 3 <sup>8</sup> / <sub>8</sub> "-16 x 4"
48	G11242	3	Hex Socket Set Screw, 1 <sup>1</sup> / <sub>4</sub> "-20 x 3 <sup>8</sup> / <sub>8</sub> "
49	G11320	4	Lock Nut, 1 <sup>1</sup> / <sub>4</sub> "-20, Grade B
50	G11386	4	Flat Washer, 5 <sup>1</sup> / <sub>16</sub> " SAE

ITEM	PART NO.	QTY.	DESCRIPTION
51	G11455	1	Reducer, 2" Flange x 1" Flange
52	G11458	6	Adapter 1" Flange x 1¼" Hose Barb
53	G11459	1	1" Flanged Poly Cross
54	G11467	20	Flange Clamp SS 50 Series
55	G11468	1	Flange Clamp SS 75 Series
56	G11498	21	Gasket, Flange Ribbed 1"
57	G11499	1	Gasket, Flange Ribbed 2"
58	G11506	1	90° Elbow, 1" Flange - ¾" Barb
59	G11574	3	1" Manifold Coupling, 90°
60	G11583	3	1" Flanged Manifold Tee
61	G11666	2	Hex Head Cap Screw, 5/16"-18 x 4", Grade 5
62	G11677	1	Adapter, 1" Flange x 1" Male NPT
63	G11679	2	Adapter, 1" Flanged x ½" Male NPT
64	G11681	1	¼" NPT x ¼" Hose Barb Fitting
65	G11682	1	Reducing Bushing, ½" Male NPT to ¼" Female NPT
66	G11698	1	90° Elbow with ¼" Gauge Port Flange Sweep
67	G11701	1	Tee, ¼" NPT x ¼" FNPT SS
68	G11702	1	Push On Tee, ⅜"
69	G11703	1	90° Elbow, ⅜" MNPT to ¼" Barb
70	G4200-15	1	Hose, 1¼" x 65'
71	G4205-17	1	Hose, ¾" x 5"
72	G5000-08-04	1	Coupling, ½"-14 FNPT x ¼"-18 FNPT
73	GD29490	1	Fertilizer Hose Elbow, 1¼" I.D. x 7.63" x 8.38"

\*Hose not stocked by Kinze repair parts, but is available in bulk. Order GD30421-00.

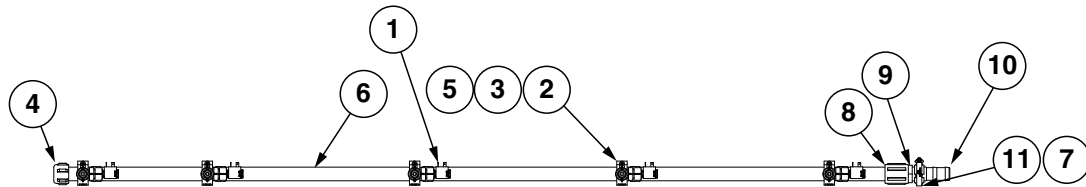
(A26412)

R.H. Shown

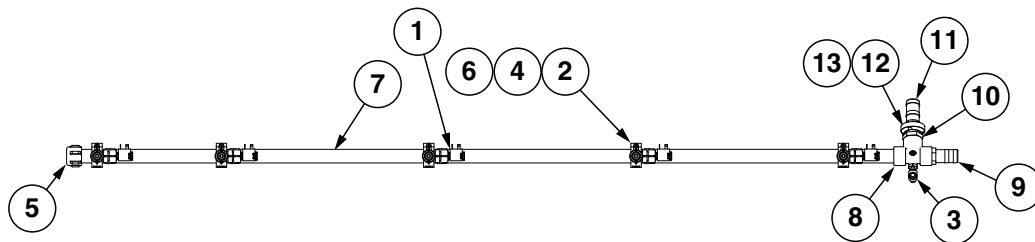


ITEM	PART NO.	QTY.	DESCRIPTION
1	GA14808	13	<a href="#">See "Fertilizer Shut Off" on page P181</a>
2	GA14810	13	Nozzle Body
3	GD21158	13	Cap
4	GD22503	2	1" Pipe Cap
5	GD27290	13	Nozzle Strainer
6	GD36437	1	Fertilizer Manifold, 188"
7	GD36438	1	Fertilizer Manifold, 32"
8	G10279	1	1" Female NPT Nylon Tee
9	G10624	1	1" Male NPT x 1 1/4" Hose Barb

(A26413)

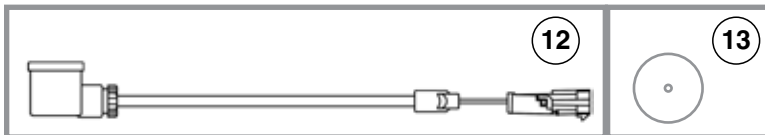
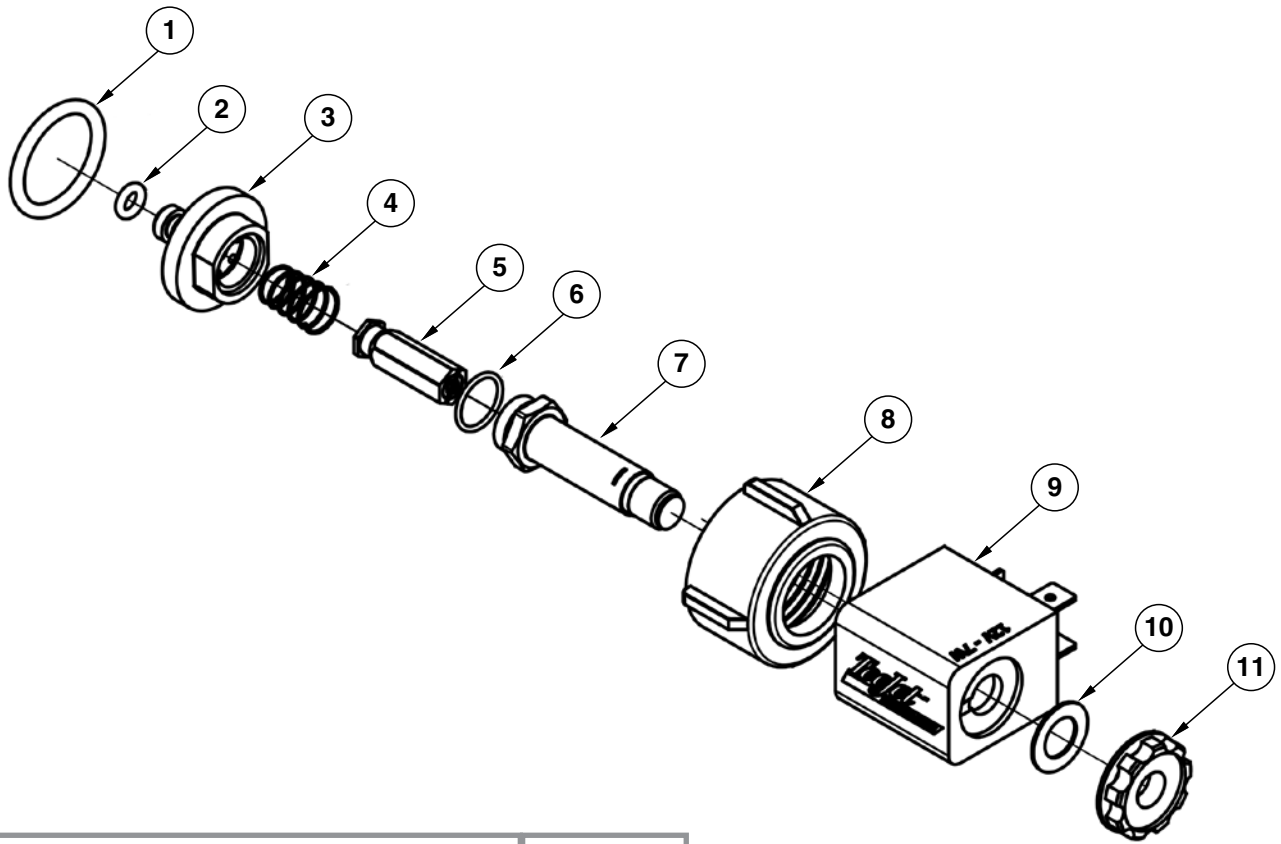


ITEM	PART NO.	QTY.	DESCRIPTION
1	GA14808	5	<a href="#">See "Fertilizer Shut Off" on page P181</a>
2	GA14810	5	Nozzle Body
3	GD21158	5	Cap
4	GD22503	1	1" Pipe Cap
5	GD27290	5	Nozzle Strainer
6	GD36436	1	Fertilizer Manifold, 80"
7	G11498	1	Gasket, Flange Ribbed 1"
8	G11554	1	1" Pipe Coupling
9	G11677	1	Adapter, 1" Flange x 1" Male NPT
10	G11458	1	Adapter 1" Flange x 1 1/4" Hose Barb
11	G11467	1	Flange Clamp SS 50 Series



ITEM	PART NO.	QTY.	DESCRIPTION
1	GA14808	5	<a href="#">See "Fertilizer Shut Off" on page P181</a>
2	GA14810	5	Nozzle Body
3	GA21614	1	90° Push-To-Connect Elbow
4	GD21158	5	Cap
5	GD22503	1	1" Pipe Cap
6	GD27290	5	Nozzle Strainer
7	GD36436	1	Fertilizer Manifold, 80"
8	GD36441	1	1" Tee W/1/4" Gauge Port
9	G10624	1	1" Male NPT x 1-1/4" Hose Barb
10	G11677	1	Adapter, 1" Flange x 1" Male NPT
11	G11458	1	Adapter 1" Flange x 1 1/4" Hose Barb
12	G11467	1	Flange Clamp SS 50 Series
13	G11498	1	Gasket, Flange Ribbed 1"

(A14808)



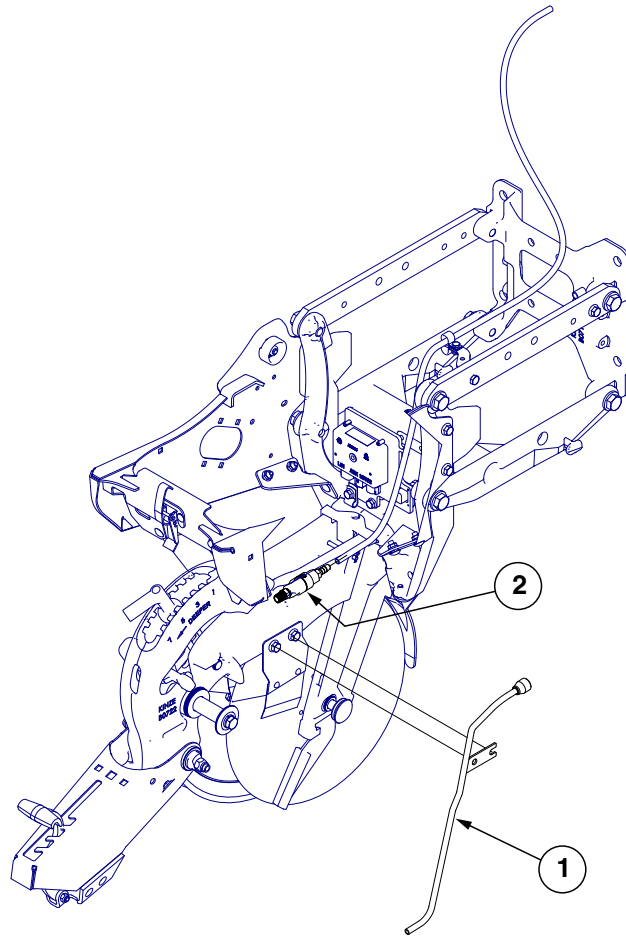
ITEM	PART NO.	QTY.	DESCRIPTION
1	*R2162	1	O-Ring
2	*R2163	1	O-Ring
3	GR2165	1	Interface Cap
4	*R2167	1	Spring
5	*R2168	1	Plunger
6	*R2169	1	O-Ring
7	GR2170	1	Tube
8	GR2171	1	Nylon Black Locking Ring
9	GR2172	1	Coil
10	GR2175	1	Washer
11	GR2175	1	Black Nylon Nut
12	GR2177	1	Mini-Din Cable
13	GA19162	1	Orifice Package, .037 (Package of 24)
	GA20412	1	Orifice Package, .037 (Package of 12)

A	GA14808	-	Fertilizer Valve (Items 1-12) (Sub to GA20733)
B	GR2175	-	Parts Kit (Items 1-2 and 4-6)

\*Item is part of seal kit, item can not be purchased individually.

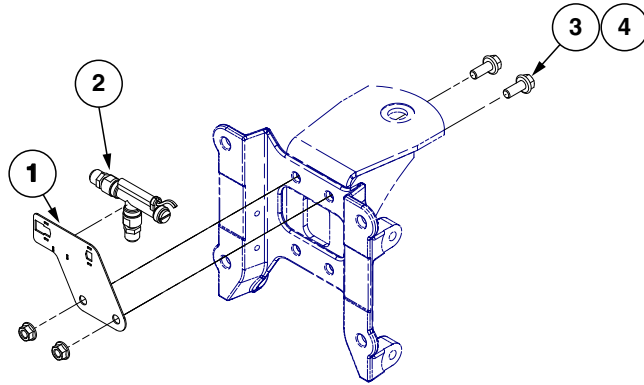


(A18821a)



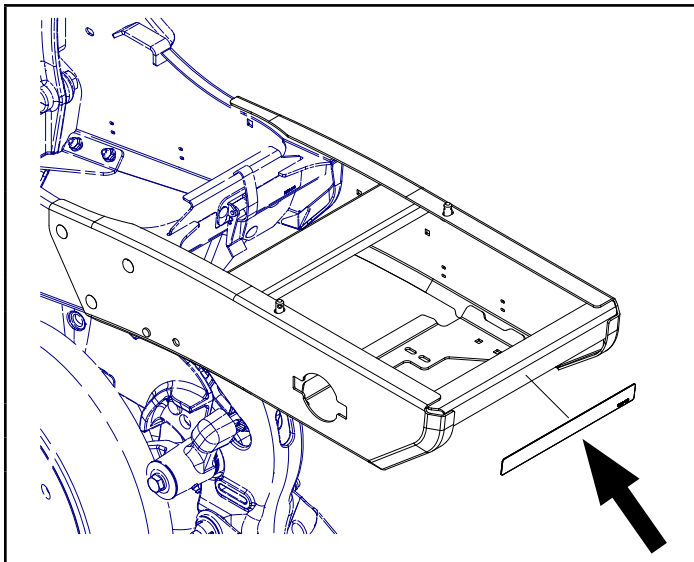
ITEM	PART NO.	QTY.	DESCRIPTION
1	GA18822	-	Liquid Fertilizer Tube
2	GA20583	-	Insulated Clamp, 1 <sup>1</sup> / <sub>16</sub> "

(A18860)



ITEM	PART NO.	QTY.	DESCRIPTION
1	GD26944	1	Flow Switch Bracket
2	GA14812	1	Flow Switch
3	G11271	2	Hex Socket Flange Cap Screw, 1/2"-13 x 1 1/4"
4	G10071	2	Serrated Flange Nut, 1/2"-13

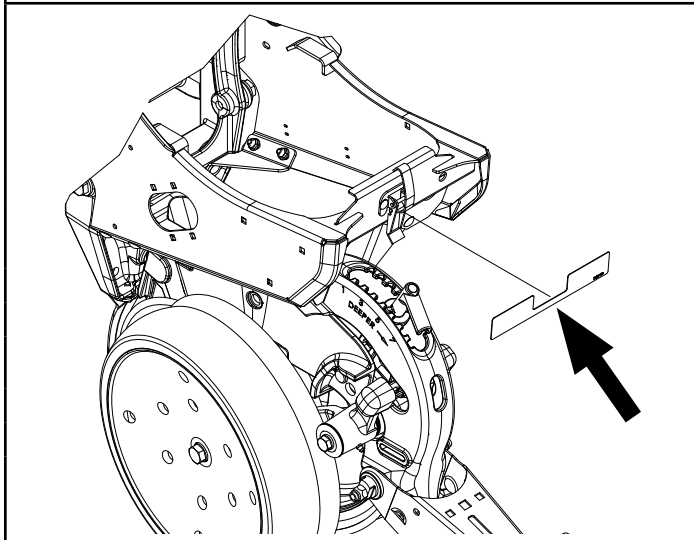
**This page left blank intentionally.**



Part No.: G7100-481  
 Description: Reflective Decal, Red, 1" x 9", Rectangular  
 Quantity: 2 (Outside-Center Row Units)

Part No.: G7100-482  
 Description: Reflective Decal, Amber, 1" x 9", Rectangular  
 Quantity: 1 Per Row (Located On The Granular Chemical Hopper Panel Of Every Other Row Unit Beginning On The R.H. Side Of The Planter)

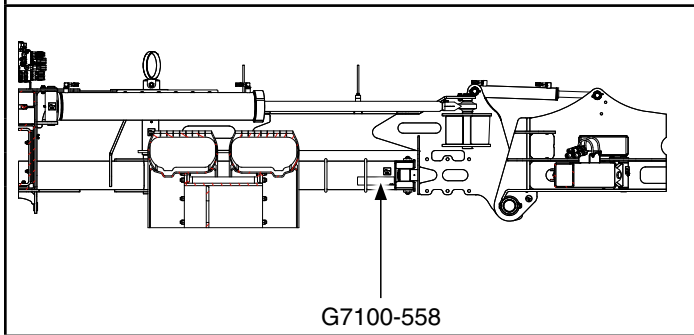
Part No.: G7100-483  
 Description: Reflective Decal, Orange-Red, 1" x 9", Rectangular  
 Quantity: 2 (Inside-Center Row Units)



Part No.: G7100-474  
 Description: Reflective Decal, Amber, 1½" x 9", Die-Cut  
 Quantity: Located on Row Units No. 1, 3, 5, 7, 9, 11, 26, 28, 30, 32, 34, and 36

Part No.: G7100-476  
 Description: Reflective Decal, Orange, 1½" x 9", Die-Cut  
 Quantity: Row Units No. 15 and 22


Part No.: G7100-477  
 Description: Reflective Decal, Red, 1½" x 9", Die-Cut  
 Quantity: Row Units No. 14 and 23




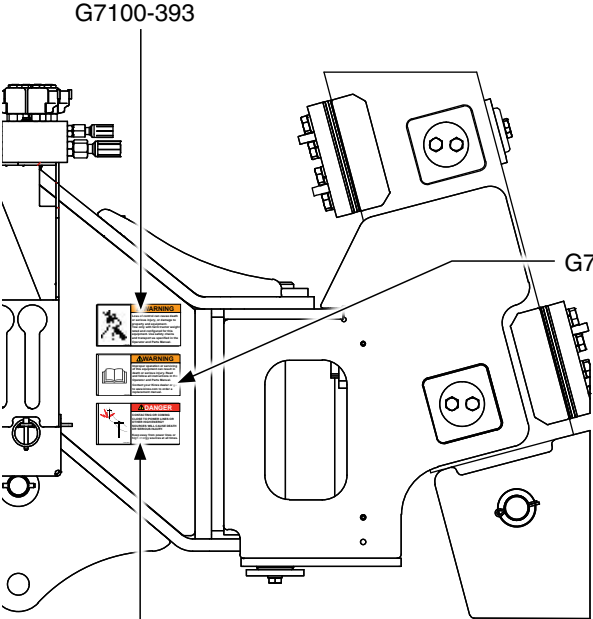




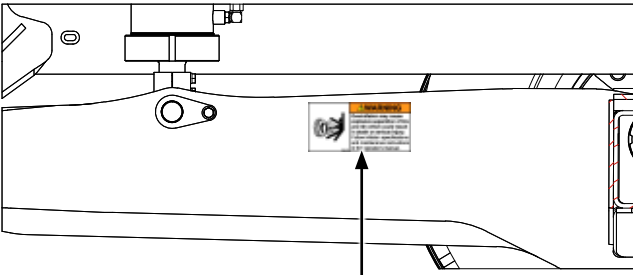
Part No.: G7100-558  
 Description: Reflective Decal, Amber, 2" x 9", Rectangular  
 Quantity: 2 (Each Side of Center Frame)




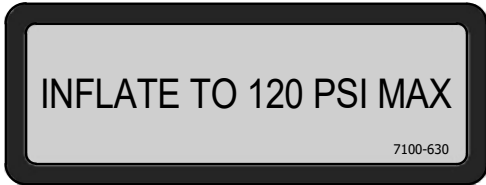
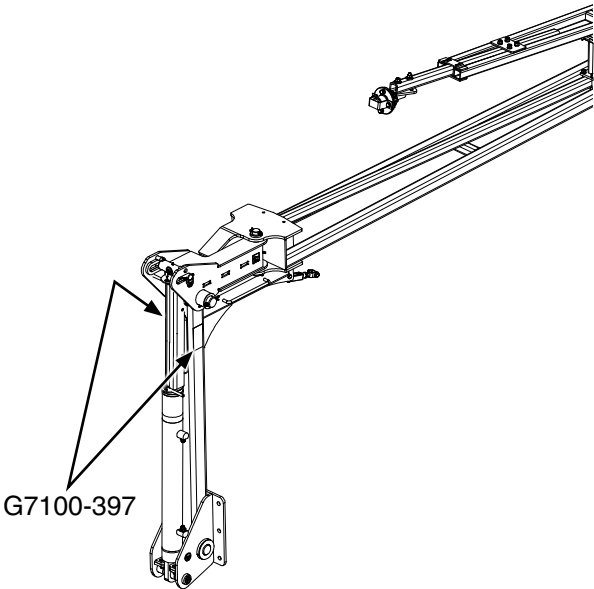





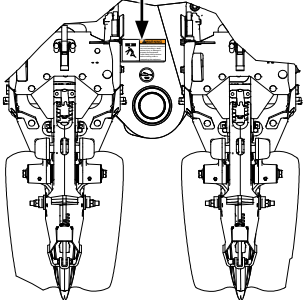


Part No.: G7100-625  
 Description: Kinze 4700 Decal, 4⅝" x 40"  
 Quantity: 2 (1 On Each Side Of Draft Link)

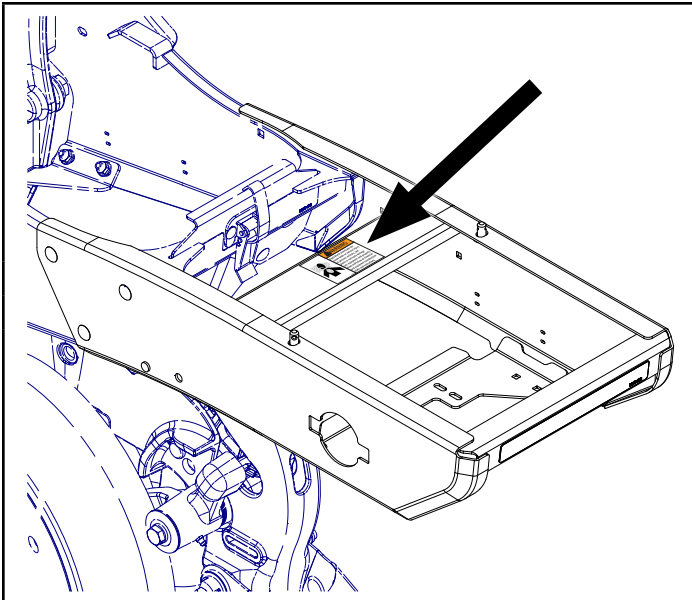



Part No.: G7100-631  
 Description: Kinze Blue Drive Decal  
 Quantity: 2

	<p>Part No.: G7100-606                  Description: Blue Drive Decal                  Quantity: 2</p>
 <p>G7100-393</p> <p>G7100-387</p> <p>G7100-382</p>	 <p><b>WARNING</b></p> <p>Loss of control can cause death or serious injury, or damage to property and equipment. Tow only with farm tractor weight rated and configured for this equipment. Use safety chains and transport as specified in the Operator and Parts Manual.</p>
<p>Part No.: G7100-393                  Description: Decal, Warning                  Quantity: 1</p>	 <p><b>WARNING</b></p> <p>Improper operation or servicing of this equipment can result in death or serious injury. Read and follow all instructions in the Operator and Parts Manual. Contact your Kinze dealer or go to <a href="http://www.kinze.com">www.kinze.com</a> to order a replacement manual.</p>
<p>Part No.: G7100-387                  Description: Decal, Warning                  Quantity: 1</p>	 <p><b>DANGER</b></p> <p>CONTACTING OR COMING CLOSE TO POWER LINES OR OTHER HIGH ENERGY SOURCES WILL CAUSE DEATH OR SERIOUS INJURY. Keep away from power lines or high energy sources at all times.</p>
<p>Part No.: G7100-382                  Description: Decal, Danger                  Quantity: 1</p>	 <p><b>WARNING</b></p> <p>Overinflation may cause explosive separation of tire and rim which could result in death or serious injury. Follow inflation specifications and maintenance instructions in the operator's manual.</p>
 <p>G7100-370</p>	<p>Part No.: G7100-370                  Description: Decal, Warning                  Quantity: 2 (Each Side of Hitch)</p>

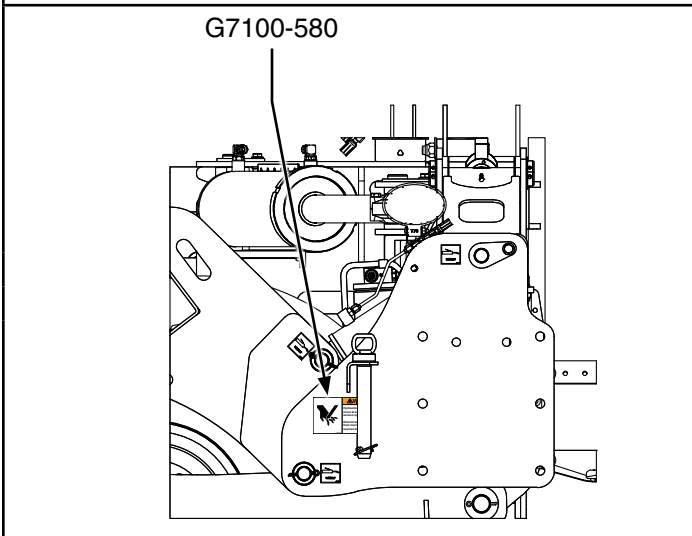
	<p>Part No.: G7100-116 Description: Decal, Grease Daily</p>
	<p>Part No.: G7100-110 Description: Decal, Grease Weekly</p>
	<p>Part No.: G7100-352 Description: Decal, Tank Drain Quantity: 1 (Located In Center Of Air Tank)</p>
	<p>Part No.: G7100-630 Description: Tire Pressure Decal Quantity: 4</p>
	<div data-bbox="1019 1184 1247 1629" style="border: 1px solid black; padding: 5px;"> <p><b>⚠ WARNING</b></p>  <p>Row marker can lower at any time and could cause death or serious injury.</p> <p>Stay away from row markers!</p> <p>Install safety lockup device when not in use.</p> </div> <p>Part No.: G7100-397 Description: Decal, Warning Quantity: 4 (2 Per Row Marker)</p>


 <p><b>⚠ WARNING</b></p> <p>Falling from equipment can cause death or serious injury.</p> <p>Use three points of contact when working on equipment.</p> <p>Never ride on equipment!</p> <p><small>7100-380</small></p>	<p>Part No.: G7100-380                  Description: Decal, Warning                  Quantity: 2 (1 On Each Side Of Stair)</p>
 <p><b>⚠ WARNING</b></p> <p><b>Static Electricity Shock Hazard</b></p> <p>Static electricity charge may build up during use of planter and discharge when refilling or performing maintenance.</p> <p>Electronic medical devices, such as pacemakers and defibrillators, may malfunction from shock of static electricity discharge.</p> <p>Persons wearing electronic medical devices should use caution to avoid shock when working around planter.</p> <p><small>7100-470</small></p>	<p>Part No.: G7100-470                  Description: Decal, Warning                  Quantity: 1 (Located On Rear Of Hitch)</p>
<p>G7100-385</p> 	 <p><b>⚠ WARNING</b></p> <p>Uncontrolled machine movement can crush resulting in death, serious injury, or damage to property and equipment.</p> <p>Install safety lockup devices before working under or transporting this equipment.</p> <p><small>7100-385</small></p>
<p>Part No.: G7100-385                  Description: Decal, Warning                  Quantity: 2 (Located On Each Wing at Hinge Points)</p>	
	<p>Part No.: G7100-36                  Description: SMV Sign                  Quantity: 1</p> <p>Part No.: GD27204                  Description: SMV Backer Plate                  Quantity: 1</p> <p>Part No.: G10305                  Description: Carriage Bolt, 3/8"-16 x 1"                  Quantity: 2</p> <p>Part No.: G11389                  Description: Flat Washer, 1/2" Plated SAE                  Quantity: 2</p>



 <small>7100-381</small>	<b>WARNING</b>
	Agricultural chemicals can cause death or serious injury to persons, animals, and plants or seriously damage soil, equipment, and property. Read and follow all chemical and equipment manufacturer labels and instructions.

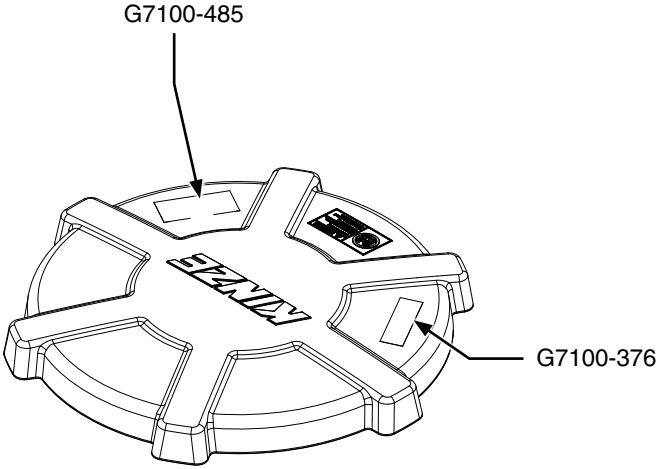


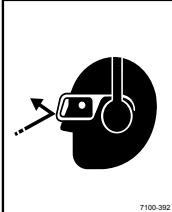




Part No.: G7100-381  
Description: Decal, Warning  
Quantity: 1 Per Row (Located on Each Granular Chemical Hopper Support)




 <small>7100-580</small>	<b>WARNING</b>
	Hydraulically driven parts can move at any time and cause serious injuries. Keep clear!  Disconnect hydraulic lines from tractor or other power sources before servicing.



Part No.: G7100-580  
Description: Decal, Warning  
Quantity: 2 (1 Located On Each End Of Planter)









 <p>G7100-485</p> <p>G7100-376</p>	 <p><b>WARNING</b></p> <p>Do not remove lid during machine operation. Contents are pressurized and could result in death, serious injuries or equipment damage.</p> <p>Review operator manual for proper filling procedure.</p>
<p>Part No.: G7100-485 Description: Decal, Warning Quantity: 2 (1 Per Tank Lid)</p>	 <p><b>NOTICE</b></p> <p>Maximum operating pressure 20" H<sub>2</sub>O (5 kPa). Higher pressure can cause seed bridging.</p>
<p>Part No.: G7100-376 Description: Decal, Notice Quantity: 2 (1 Per Tank Lid)</p>	 <p><b>CAUTION</b></p> <p>Fan can start at any time. Operating fan can blow debris and has a high noise level.</p> <p>Always wear eye and hearing protection when working around fan.</p>
	<p>Part No.: G7100-392 Description: Decal, Caution Quantity: 2 (1 Per Fan)</p>
<p>Part No.: GD2984 Description: Tie Strap, 34"</p>	<p>Part No.: GD1512MPP (Pkg. of 100) Description: Tie Strap, 7½"</p>
<p>Part No.: GD2117 Description: Tie Strap, 14½"</p>	<p>Part No.: GD2984 Description: Tie Strap, 34"</p>
	<p>Part No.: G7100-607 Description: Bulk Dry Fertilizer Decal</p>
	<p>Part No.: G7100-508 Description: Bulk Fill Decal</p>
	<p>Part No.: G7100-509 Description: Vacuum Decal</p>

---

 A rectangular decal featuring a stylized American flag with a blue canton containing white stars and red and white horizontal stripes.	<p>Part No.: G7100-484 Description: Decal, American Flag Quantity: 1</p>
--	--

	<p>Part No.: GD10057-01 Description: Hose Identification Sleeve, Red AA</p> <p>Part No.: GD10057-02 Description: Hose Identification Sleeve, Red BB</p> <p>Part No.: GD10057-03 Description: Hose Identification Sleeve, Blue AA</p> <p>Part No.: GD10057-04 Description: Hose Identification Sleeve, Blue BB</p> <p>Part No.: GD10057-11 Description: Hose Identification Sleeve, Green PP</p> <p>Part No.: GD10057-12 Description: Hose Identification Sleeve, Green RR</p> <p>Part No.: GD10057-14 Description: Hose Identification Sleeve, Yellow PP</p> <p>Part No.: GD10057-15 Description: Hose Identification Sleeve, Yellow RR</p> <p>Part No.: GD10057-17 Description: Hose Identification Sleeve, Black PP</p> <p>Part No.: GD10057-18 Description: Hose Identification Sleeve, Black RR</p> <p>Part No.: GD10057-19 Description: Hose Identification Sleeve, Orange CD</p> <p>Part No.: GA26924-01 Description: Hose Label Cover - Extend, Red</p> <p>Part No.: GA26924-02 Description: Hose Label Cover - Retract, Red</p> <p>Part No.: GA26924-03 Description: Hose Label Cover - Extend, Blue</p> <p>Part No.: GA26924-04 Description: Hose Label Cover - Retract, Blue</p> <p>Part No.: GA26924-07 Description: Hose Label Cover - Extend, Yellow</p> <p>Part No.: GA26924-08 Description: Hose Label Cover - Retract, Yellow</p> <p>Part No.: GA26924-11 Description: Hose Label Cover - Retract, Orange</p>
	<p>Part No.: GR2127MPP Description: Blue Paint, Twelve Aerosol Cans</p>

	<p>Part No.: GR2127MPP Description: Powdered Graphite, Twenty-Four 1 Pound Containers</p>
	<p>Part No.: GR1570MPP Description: Talc Lubricant, Four 8 Pound Containers</p>
	<p>Part No.: GR2334 Description: Talc Lubricant, 30 Pound Container</p>
	<p>Part No.: GR1842MPP Description: Graphite Lubricant, Four 5 Pound Containers</p>
	<p>Part No.: GR2240MPP Description: Talc/Graphite Blend (80 Talc/20 Graphite), Four 8 Pound Containers</p>
	<p>Part No.: GR2241MPP Description: Dispensing Cap, 10/Package</p>
	<p>Part No.: GM0295-01 Description: Operator Manual, Model 4700</p>
	<p>Part No.: GM0295-02 Description: Parts Manual, Model 4700</p>
	<p>Part No.: GPR1094 Description: Binder (Contact Kinze Parts To Order)</p>

**This page left blank intentionally.**

Part No.	Page	Part No.	Page	Part No.	Page	Part No.	Page
G10001	P8	G10018801	P11	G10063	P36	G10108	P36
G10001	P36	G10019	P16	G10063	P178	G10108	P48
G10001	P48	G10019	P98	G10064	P14	G10108	P56
G10001	P50	G10020	P56	G10064	P22	G10108	P58
G10001	P66	G10020	P84	G10071	P10	G10108	P60
G10001	P162	G10023	P168	G10071	P36	G10108	P61
G10001	P164	G10023	P170	G10071	P48	G10108	P64
G10001	P174	G10023201	P159	G10071	P50	G10108	P76
G10001	P178	G10023601	P154	G10071	P60	G10108	P79
G10002	P32	G10025	P96	G10071	P64	G10108	P92
G10002	P56	G10026	P26	G10071	P66	G10108	P96
G10002	P82	G10026	P90	G10071	P70	G10108	P148
G10002	P88	G10031	P16	G10071	P72	G10108	P165
G10002701	P56	G10033	P28	G10071	P87	G10108	P174
G10003	P40	G10033	P50	G10071	P164	G10108	P178
G10004	P14	G10033	P92	G10071	P174	G10109	P16
G10004	P26	G10036	P24	G10071	P178	G10109	P16
G10004	P30	G10037	P10	G10071	P183	G10109	P22
G10004	P78	G10037	P16	G10075001	P37	G10109	P26
G10004	P148	G10037	P76	G10096	P174	G10109	P28
G10004	P178	G10037	P171	G10099	P30	G10109	P36
G10005	P4	G10038	P10	G10101	P36	G10109	P84
G10005	P10	G10038	P118	G10101	P162	G10109	P98
G10006	P76	G10039	P24	G10101	P171	G10109	P154
G10007	P6	G10039	P36	G10102	P28	G10109	P178
G10007	P11	G10039	P64	G10102	P58	G10110	P30
G10007	P79	G10039	P70	G10102	P61	G10110	P66
G10008	P58	G10039	P72	G10102	P92	G10110	P82
G10008	P66	G10039	P174	G10102	P98	G10110	P87
G10009	P70	G10040	P66	G10102	P98	G10110	P93
G10009	P72	G10042	P63	G10102	P154	G10110	P98
G10010	P16	G10043	P70	G10102	P170	G10110	P151
G10010	P26	G10043	P72	G10102	P175	G10110	P178
G10010	P28	G10043	P74	G10102	P178	G10111	P22
G10010	P78	G10043	P154	G10103	P54	G10111	P24
G10012201	P74	G10043	P170	G10104	P6	G10111	P28
G10012901	P74	G10045	P50	G10104	P36	G10111	P58
G10013	P22	G10045	P58	G10104	P90	G10111	P70
G10013101	P74	G10045	P92	G10105	P175	G10111	P72
G10014	P40	G10045	P98	G10105M.	P164	G10111	P76
G10014	P76	G10045	P178	G10106	P96	G10111	P92
G10014	P87	G10046	P66	G10107	P22	G10111	P154
G10014	P164	G10047	P79	G10107	P24	G10111	P171
G10016	P70	G10050	P64	G10107	P66	G10111	P174
G10016	P72	G10051101	P54	G10107	P70	G10112	P64
G10016	P113	G10053601	P143	G10107	P72	G10112	P66
G10017	P36	G10053701	P143	G10107	P79	G10112	P68
G10017	P58	G10053801	P143	G10107	P87	G10130601	P164
G10017	P60	G10053901	P143	G10107	P96	G10133	P22
G10017	P66	G10054	P68	G10107	P151	G10133	P26
G10017	P87	G10058	P66	G10108	P8	G10133	P28
G10018	P66	G10060	P88	G10108	P30	G10133	P42

Part No.	Page	Part No.	Page	Part No.	Page	Part No.	Page
G10133	P87	G10229	P162	G10450	P78	G10621	P76
G10157	P63	G10229	P171	G10451	P87	G10621	P148
G10157	P78	G10230	P6	G10455	P54	G10621	P168
G10159	P64	G10230	P16	G10457	P76	G10621	P170
G10159	P70	G10230	P22	G10460	P64	G10622	P14
G10159	P72	G10230	P36	G10460	P70	G10622	P56
G10159	P93	G10230	P76	G10460	P72	G10622	P82
G10162	P70	G10230	P78	G10460	P78	G10622	P164
G10162	P72	G10230	P90	G10460	P93	G10622	P178
G10162	P76	G10231	P175	G10461	P66	G10624	P180
G10168	P92	G10231M	P164	G10461	P92	G10624	P180
G10168	P98	G10232	P66	G10468	P96	G10625	P68
G10168	P98	G10232	P116	G10471	P68	G10626	P148
G10171	P30	G10232	P118	G10475	P18	G10626	P175
G10201	P50	G10243	P32	G10485	P174	G10633	P175
G10204	P11	G10252	P66	G10491	P42	G10636	P28
G10204	P16	G10257	P32	G10497	P175	G10636	P70
G10209	P14	G10257	P46	G10501	P87	G10636	P72
G10209	P70	G10260	P34	G10503	P26	G10638	P82
G10209	P72	G10260	P154	G10503	P28	G10640	P16
G10209	P74	G10260	P162	G10503	P93	G10640	P92
G10209	P76	G10261	P34	G10524	P84	G10640	P109
G10210	P79	G10267X	P1	G10529	P43	G10640	P113
G10210	P96	G10273X	P137	G10531	P34	G10640	P118
G10211	P76	G10279	P180	G10544	P93	G10640	P122
G10216	P16	G10297	P174	G10544	P98	G10643	P116
G10219	P84	G10297	P178	G10564	P87	G10669	P4
G10219	P162	G10301	P48	G10567	P4	G10670	P30
G10226	P76	G10303	P8	G10574	P24	G10671	P79
G10227	P143	G10303	P28	G10574	P58	G10672	P178
G10228	P10	G10305	P58	G10580	P143	G10673	P175
G10228	P10	G10305	P61	G10581	P92	G10674	P178
G10228	P16	G10307	P60	G10585	P93	G10676	P36
G10228	P28	G10309	P8	G10599	P48	G10676	P175
G10228	P40	G10310	P30	G10601	P50	G10676	P178
G10228	P58	G10312	P8	G10606	P76	G10681	P42
G10228	P61	G10312	P30	G10620	P8	G10681	P88
G10228	P76	G10312	P36	G10620	P28	G10722	P98
G10228	P92	G10312	P88	G10620	P30	G10725	P93
G10228	P98	G10312	P154	G10620	P36	G10725	P98
G10228	P98	G10316	P54	G10620	P37	G10726	P68
G10228	P98	G10317	P60	G10620	P88	G10740	P175
G10228	P118	G10325	P56	G10620	P170	G10746	P87
G10228	P154	G10330	P70	G10621	P8	G10747	P22
G10228	P170	G10330	P72	G10621	P14	G10757	P30
G10228	P175	G10330	P76	G10621	P30	G10758	P30
G10228	P178	G10336	P93	G10621	P46	G10765	P26
G10229	P8	G10344	P84	G10621	P48	G10765	P28
G10229	P26	G10400	P68	G10621	P54	G10770	P114
G10229	P32	G10438	P78	G10621	P56	G10779	P119
G10229	P36	G10448	P70	G10621	P66	G10809	P8
G10229	P66	G10448	P72	G10621	P74	G10809	P76

Part No.	Page	Part No.	Page	Part No.	Page	Part No.	Page
G10829	P164	G11124	P10	G11385	P148	G11396	P93
G10844	P92	G11124	P28	G11386	P30	G11396	P93
G10844	P98	G11124	P37	G11386	P36	G11397	P70
G10857	P87	G11124	P46	G11386	P42	G11397	P72
G10857	P151	G11124	P164	G11386	P50	G11398	P68
G10864	P30	G11135	P87	G11386	P74	G11400	P92
G10874	P92	G11135	P148	G11386	P84	G11408	P10
G10901	P175	G11142	P36	G11386	P132	G11409	P46
G10904	P82	G11147	P36	G11386	P154	G11415	P58
G10913	P73	G11147	P40	G11386	P170	G11418	P98
G10917	P175	G11166	P164	G11386	P178	G11428	P4
G10939	P96	G11172	P18	G11387	P48	G11445	P34
G10940	P16	G11180	P50	G11387	P56	G11447	P34
G10943	P48	G11202	P34	G11387	P58	G11448	P18
G10948	P109	G11202	P164	G11387	P60	G11455	P179
G10949	P82	G11203	P151	G11387	P61	G11458	P179
G10950	P82	G11204	P43	G11387	P64	G11458	P180
G10954	P164	G11204	P48	G11387	P66	G11458	P180
G10966	P30	G11206	P82	G11387	P78	G11459	P179
G10974	P26	G11209	P30	G11387	P82	G11464	P54
G10974	P28	G11215	P36	G11387	P88	G11465	P4
G10974	P50	G11216	P56	G11387	P92	G11467	P179
G10988	P46	G11237	P175	G11387	P148	G11467	P180
G10991	P36	G11242	P178	G11387	P164	G11467	P180
G10991	P42	G11249	P43	G11387	P165	G11468	P175
G10991	P84	G11271	P10	G11387	P175	G11468	P179
G10991	P162	G11271	P183	G11389	P26	G11472	P164
G10992	P54	G11281	P18	G11389	P28	G11480	P36
G10992	P164	G11281	P32	G11389	P36	G11496	P175
G11009	P14	G11284	P56	G11389	P50	G11497	P175
G11009	P18	G11314	P90	G11389	P58	G11498	P179
G11021	P122	G11320	P54	G11389	P60	G11498	P180
G11058	P78	G11320	P76	G11389	P64	G11498	P180
G11067	P164	G11320	P178	G11389	P66	G11499	P175
G11087	P96	G11326	P60	G11389	P70	G11499	P179
G11091	P36	G11328	P54	G11389	P72	G11506	P179
G11091	P40	G11328	P66	G11389	P87	G11518	P46
G11091	P48	G11332	P54	G11389	P154	G11519	P50
G11091	P48	G11337	P76	G11389	P175	G11522	P50
G11091	P58	G11339	P162	G11391	P4	G11528	P43
G11091	P61	G11339	P165	G11391	P6	G11528	P164
G11091	P78	G11345	P8	G11391	P10	G11534	P76
G11091	P175	G11353	P175	G11391	P22	G11534	P93
G11106	P168	G11356	P82	G11391	P28	G11539	P4
G11109	P28	G11360	P48	G11391	P58	G11553	P96
G11119	P64	G11382	P82	G11391	P79	G11554	P180
G11123	P4	G11385	P30	G11391	P87	G11556	P18
G11123	P8	G11385	P66	G11391	P93	G11560	P14
G11123	P11	G11385	P82	G11391	P98	G11570	P50
G11123	P37	G11385	P84	G11391	P151	G11570	P93
G11123	P46	G11385	P87	G11392	P26	G11574	P179
G11123	P165	G11385	P93	G11392	P90	G11578	P18



# Numerical Index

M0295-02

Model 4700

Part No.	Page	Part No.	Page	Part No.	Page	Part No.	Page
G11583	P179	G304-C-6	P70	G6408-08	P109	G6802-08	P124
G11588	P18	G304-C-6	P72	G6408-08	P112	G6802-08	P140
G11588	P164	G304-C-8	P87	G6408-08	P113	G6802-10	P140
G11590	P175	G304-C-8	P112	G6408-08	P118	G6803-04-04-04	P122
G11602	P42	G3324-01	P79	G6408-08	P144	G6803-04-04-04	P129
G11618	P18	G4200-15	P179	G6408-08	P145	G6803-06	P130
G11619	P18	G4205-17	P179	G6408-H02-0	P149	G6803-06	P131
G11666	P132	G4602-09	P175	G6408-H04-0	P122	G6804-08	P112
G11666	P179	G4602-30	P175	G6408-H04-0	P124	G6815-06-04	P128
G11677	P179	G5000-08-04	P179	G6408-H04-0	P133	G7100-352	P187
G11677	P180	G6400-04	P125	G6408-H04-O	P145	G7100-36	P188
G11677	P180	G6400-04	P126	G6408-H06-O	P133	G7100-370	P186
G11679	P179	G6400-04	P130	G6408-H06-O	P136	G7100-376	P190
G11681	P175	G6400-04	P131	G6408-H06-O	P142	G7100-380	P188
G11681	P179	G6400-04	P144	G6408-H06-O	P144	G7100-381	P189
G11682	P175	G6400-04-06	P46	G6408-H06-O	P149	G7100-382	P186
G11682	P179	G6400-04-06	P122	G6408-H08-0	P136	G7100-385	P188
G11687	P34	G6400-06	P124	G6408-H08-0	P142	G7100-387	P186
G11693	P18	G6400-06	P125	G6408-H10-0	P133	G7100-392	P190
G11698	P179	G6400-06	P126	G6408-H10-0	P140	G7100-393	P186
G11701	P179	G6400-06	P127	G6408-HHP-16	P140	G7100-397	P187
G11702	P179	G6400-06	P131	G6410-32-20	P42	G7100-474	P185
G11703	P179	G6400-06-08	P90	G6500-10	P143	G7100-481	P185
G11732	P60	G6400-06-08	P136	G6500-10-08	P87	G7100-482	P185
G11853	P66	G6400-06-08	P142	G6502-08	P93	G7100-483	P185
G11854	P66	G6400-08	P93	G6602-08	P87	G7100-484	P191
G11856	P66	G6400-08	P112	G6602-10	P87	G7100-485	P190
G11857	P76	G6400-08	P116	G6801-04-04	P87	G7100-625	P185
G11858	P84	G6400-08	P124	G6801-04-04	P116	G9421X	P172
G11874	P79	G6400-08	P125	G6801-04-04	P118	G9899X	P18
G11875	P87	G6400-08	P127	G6801-04-04	P122	G9904X	P18
G11907	P109	G6400-08	P128	G6801-04-04	P129	G9948X	P79
G11921	P37	G6400-08	P133	G6801-04-04	P145	GA0160L	P92
G11924	P36	G6400-08	P136	G6801-06	P42	GA0160R	P92
G11925	P42	G6400-08	P140	G6801-06	P66	GA0245	P93
G11947	P112	G6400-08	P142	G6801-06	P164	GA0245	P98
G11952	P118	G6400-08-10	P136	G6801-06-08	P149	GA0257	P93
G11954	P116	G6400-08-10	P142	G6801-06-12	P46	GA0257	P98
G11958	P14	G6400-08-12	P87	G6801-08	P143	GA0530	P68
G11964	P64	G6400-10	P124	G6801-08	P148	GA0531	P68
G11965	P18	G6400-10		G6801-08	P149	GA0532	P68
G11967	P37	G6400-10	P133	G6801-08-10	P164	GA10799	P36
G11969	P64	G6400-10	P136	G6801-08-12	P46	GA11982	P10
G11970	P60	G6400-10	P142	G6801-10	P143	GA11989	P84
G11972	P36	G6400-10	P143	G6801-10	P164	GA11991	P84
G12219-12	P164	G6400-12	P42	G6801-12	P42	GA12104	P84
G1K345	P22	G6400-L-06	P132	G6801-12-16	P137	GA12235	P26
G2408-08	P116	G6400-L-08	P78	G6801-20	P42	GA12235	P28
G2603-06	P40	G6403-NWO-12-12	P140	G6801-20	P137	GA12236	P26
G2603-06	P87	G6408-04	P130	G6801-LL-08	P148	GA12236	P28
G304-C-04	P122	G6408-04	P145	G6802-04	P124	GA12403	P56
G304-C-10	P40	G6408-06	P119	G6802-06-06	P127	GA13204	P74

Part No.	Page	Part No.	Page	Part No.	Page	Part No.	Page
GA13917	P40	GA17768	P92	GA20270	P136	GA21143	P172
GA14041	P43	GA17775	P32	GA20270	P142	GA21151	P172
GA14127	P82	GA17861	P124	GA20271	P133	GA21152	P172
GA14133	P56	GA17900	P174	GA20271	P136	GA21209	P92
GA14135	P56	GA17994	P82	GA20271	P142	GA21406	P36
GA14152	P58	GA18050	P30	GA20272	P133	GA21456	P178
GA14251	P26	GA18057	P92	GA20272	P136	GA21510	P37
GA14574	P46	GA18098	P28	GA20272	P142	GA21598	P78
GA14799	P124	GA18099	P28	GA20283	P40	GA21599	P63
GA14799	P149	GA18100	P28	GA20346	P18	GA21612	P174
GA14805	P154	GA18101	P28	GA20412	P181	GA21614	P178
GA14808	P180	GA18102	P28	GA20583	P182	GA21614	P180
GA14808	P180	GA18181	P178	GA20622	P18	GA21628	P72
GA14808	P180	GA18182	P178	GA20653	P8	GA21628	P76
GA14808	P181	GA18195	P34	GA20654	P148	GA21628	P78
GA14809	P148	GA18212	P82	GA20697	P122	GA21676	P16
GA14810	P180	GA18353	P8	GA20697	P145	GA21677	P16
GA14810	P180	GA18353	P65	GA20710	P14	GA21687	P162
GA14810	P180	GA18357	P149	GA20710	P14	GA21689	P14
GA14812	P183	GA18482	P82	GA20710	P34	GA22165	P22
GA14813	P178	GA18485	P96	GA20710	P159	GA22522	P14
GA14814	P178	GA18486	P171	GA20711	P14	GA22522	P30
GA14902	P132	GA18536	P30	GA20711	P18	GA22522	P159
GA15151	P98	GA18610	P96	GA20711	P159	GA22547	P159
GA15197	P22	GA18611	P96	GA20712	P14	GA22555-525	P156
GA15226	P70	GA18720	P174	GA20712	P14	GA22556-235	P156
GA15226	P72	GA18720	P178	GA20712	P30	GA22556-82	P156
GA15422	P76	GA18734	P90	GA20712	P159	GA24279	P168
GA15450	P11	GA18814	P34	GA20723	P178	GA24281	P168
GA15451	P11	GA18822	P178	GA20748	P174	GA24284	P168
GA15469	P170	GA18822	P182	GA20901	P4	GA24285	P168
GA15470	P170	GA18861	P93	GA20901	P14	GA24324	P76
GA15471	P170	GA18861	P102	GA20903	P172	GA24364	P34
GA15473	P34	GA18861	P109	GA20904	P50	GA24569	P68
GA15485	P14	GA18869	P96	GA21047	P73	GA24575	P80
GA15784	P65	GA18870	P96	GA21048	P70	GA24576	P16
GA15784	P101	GA18884	P92	GA21048	P72	GA24676	P18
GA16157	P174	GA18907	P18	GA21048	P73	GA24709	P76
GA16308	P124	GA19112	P18	GA21064	P124	GA24725	P58
GA16428	P174	GA19113	P18	GA21064	P125	GA24736	P93
GA16927	P174	GA19162	P181	GA21064	P126	GA24752	P18
GA16997	P50	GA19388	P56	GA21064	P127	GA24777	P118
GA17034	P50	GA19388	P159	GA21066	P124	GA24780	P118
GA17115	P42	GA20063	P37	GA21066	P125	GA24806	P78
GA17265	P64	GA20063	P132	GA21066	P126	GA24808	P78
GA17454	P32	GA2007	P8	GA21066	P127	GA24834	P113
GA17580	P10	GA20103	P28	GA21067	P124	GA24836	P119
GA17623	P82	GA2014	P26	GA21067	P136	GA24838	P119
GA17660	P6	GA2014	P28	GA21067	P142	GA24848	P124
GA17660	P36	GA20252	P128	GA21067	P143	GA24849	P124
GA17660	P87	GA20256	P92	GA21107	P92	GA24852	P126
GA17732	P92	GA20269	P133	GA21143	P168	GA24861	P78

# Numerical Index

M0295-02

Model 4700

Part No.	Page	Part No.	Page	Part No.	Page	Part No.	Page
GA24861	P101	GA25353	P42	GA26222	P113	GA26539	P14
GA24861	P112	GA25353	P104	GA26223	P113	GA26545	P42
GA24862	P112	GA25354	P42	GA26258	P66	GA26545	P104
GA24865	P112	GA25354	P104	GA26259	P66	GA26555	P84
GA24869-130	P156	GA25376	P151	GA26261	P66	GA26556	P84
GA24869-28	P156	GA25388	P46	GA26301	P64	GA26559	P151
GA24869-375	P156	GA25389	P128	GA26302	P64	GA26560	P151
GA24869-400	P156	GA25390	P128	GA26306	P170	GA26561	P151
GA24874	P20	GA25392	P128	GA26307	P170	GA26585	P178
GA24877	P18	GA25399-36	P168	GA26320	P48	GA26586	P178
GA24878	P18	GA25403	P128	GA26326	P70	GA26599	P48
GA24909	P66	GA25404	P128	GA26327	P72	GA2660	P174
GA24913	P76	GA25427	P36	GA26332	P14	GA26627	P178
GA24922	P70	GA25437	P168	GA26332	P159	GA26636	P54
GA24922	P72	GA25441	P36	GA26337	P159	GA26637	P54
GA24922	P73	GA25454	P151	GA26338	P159	GA26650	P48
GA24970	P76	GA25491	P42	GA26339	P159	GA26673	P164
GA24979	P80	GA25585	P151	GA26341	P159	GA26674	P164
GA24999	P70	GA25626	P159	GA26342	P159	GA26681	P164
GA24999	P72	GA25653	P84	GA26343	P159	GA26683	P164
GA24999	P101	GA25669	P174	GA26344	P159	GA26684	P164
GA24999	P122	GA25672	P178	GA26345	P159	GA26685	P164
GA25001	P122	GA25711	P14	GA26346	P159	GA26686	P164
GA25003	P122	GA25711	P14	GA26346	P171	GA26687	P165
GA25004	P122	GA25711	P159	GA26347	P56	GA26688	P165
GA25023	P165	GA25712	P159	GA26347	P159	GA26689	P165
GA25029	P14	GA25857	P87	GA26348	P159	GA26699	P36
GA25029	P14	GA25949	P14	GA26359	P58	GA26700	P60
GA25029	P159	GA25949	P162	GA26360	P61	GA26701	P60
GA25030	P159	GA25950	P162	GA26361	P58	GA26717	P165
GA25031	P159	GA25956	P50	GA26362	P58	GA26723	P151
GA25055	P70	GA25964	P162	GA26363	P58	GA26725	P36
GA25055	P72	GA25967	P76	GA26364	P58	GA26726	P36
GA25182	P8	GA25976	P154	GA26365	P61	GA26727	P36
GA25203	P14	GA25979	P42	GA26366	P58	GA26728	P36
GA25203	P14	GA25982	P128	GA26369	P174	GA26747	P66
GA25203	P159	GA25993	P165	GA26374	P168	GA26748	P66
GA25207	P159	GA26005	P128	GA26376	P70	GA26753	P76
GA25222	P116	GA26024	P66	GA26376	P72	GA26756	P174
GA25225	P116	GA26173	P156	GA26376	P101	GA26774	P87
GA25254	P124	GA26180	P66	GA26376	P116	GA26775	P88
GA25255	P124	GA26181	P66	GA26378	P116	GA26776	P88
GA25256	P124	GA26198	P72	GA26379	P159	GA26778	P36
GA25259	P87	GA26199	P70	GA26382	P116	GA26779	P36
GA25260	P87	GA26200	P70	GA26393	P36	GA26832	P164
GA25261	P87	GA26200	P72	GA26400	P174	GA26833	P154
GA25261	P120	GA26201	P70	GA26416	P174	GA26839	P164
GA25274	P76	GA26201	P72	GA26432	P63	GA26874	P87
GA25286	P129	GA26202	P66	GA26444	P76	GA26876	P93
GA25303	P76	GA26203	P76	GA26516	P87	GA26876	P98
GA25311	P84	GA26222	P66	GA26538	P87	GA26888	P175
GA25330	P64	GA26222	P101	GA26539	P4	GA26909	P92

Part No.	Page	Part No.	Page	Part No.	Page	Part No.	Page
GA26909	P98	GB0218	P10	GB0920	P18	GD1166	P70
GA26920	P11	GB0218	P28	GB0921	P18	GD1166	P72
GA26926	P165	GB0218	P87	GB0922	P54	GD11677	P24
GA26975	P64	GB0230	P78	GB0958	P18	GD11700	P128
GA26975	P101	GB0234	P78	GB0969	P60	GD11845	P11
GA26975	P119	GB0239	P22	GB1147	P18	GD12075	P132
GA27033	P82	GB0254	P22	GB1216	P36	GD12103	P119
GA27033	P159	GB0265	P4	GB1218	P8	GD12103	P122
GA27035	P82	GB0266	P4	GB1222	P11	GD12104	P116
GA27035	P159	GB0267	P4	GB1226	P20	GD12121	P113
GA27036	P159	GB0276	P16	GD0453-07	P92	GD12121	P118
GA27043	P65	GB0282	P22	GD0704	P92	GD12548	P109
GA27043	P101	GB0285	P4	GD0746	P98	GD12561	P20
GA27043	P118	GB0320	P68	GD0829	P58	GD13170	P114
GA27108	P70	GB0383	P26	GD0840	P93	GD13171	P114
GA27108	P72	GB0387	P26	GD0840	P98	GD13172	P114
GA27144	P140	GB0387	P28	GD10057-01	P192	GD13173	P114
GA27145	P36	GB0397	P10	GD10057-02	P192	GD13348	P14
GA27145	P37	GB0425	P52	GD10057-03	P192	GD13348	P178
GA27148	P70	GB0427	P54	GD10057-04	P192	GD13361	P4
GA27148	P72	GB0429	P52	GD10057-11	P192	GD13400	P114
GA27149	P70	GB0430	P52	GD10057-12	P192	GD1359	P68
GA27149	P72	GB0431	P54	GD10057-14	P192	GD1360	P68
GA27151	P159	GB0433	P54	GD10057-15	P192	GD13740	P68
GA3413	P126	GB0434	P54	GD10057-17	P192	GD14217	P6
GA4293	P133	GB0435	P54	GD10057-18	P192	GD1512MPP	P190
GA4722	P73	GB0436	P54	GD10057-19	P192	GD15489	P92
GA4723	P73	GB0438	P54	GD10057-20	P108	GD15605	P174
GA5654	P26	GB0444	P54	GD10186	P92	GD15804	P36
GA5654	P28	GB0464	P26	GD10283	P98	GD15849-02	P36
GA5853	P98	GB0501	P54	GD10519	P26	GD16058	P80
GA6171	P16	GB0502	P54	GD10519	P28	GD16598	P36
GA6171	P22	GB0554	P98	GD10538-18	P164	GD16598	P70
GA6171	P22	GB0577	P34	GD1085	P22	GD16598	P72
GA6189	P66	GB0579	P34	GD1086	P16	GD16598	P84
GA6434	P22	GB0673	P50	GD10991	P16	GD16598	P87
GA6597	P22	GB0674	P50	GD10993	P4	GD16598	P90
GA7270	P30	GB0675	P50	GD11001	P16	GD16598	P151
GA7434	P80	GB0676	P18	GD11017	P11	GD17143	P84
GA8603	P24	GB0695	P20	GD1109	P22	GD17144	P84
GA8641	P24	GB0696	P20	GD11115	P93	GD18010	P84
GA8641	P24	GB0697	P18	GD11123	P174	GD1862	P175
GA8760	P26	GB0766	P82	GD11132	P154	GD18796	P10
GA8760	P28	GB0780	P18	GD1114	P6	GD19080	P10
GA8882	P112	GB0815	P18	GD1114	P36	GD19212	P92
GA9205	P76	GB0818	P18	GD1114	P87	GD19508	P52
GA9205	P101	GB0823	P18	GD11306	P11	GD19508	P54
GA9205	P114	GB0905	P50	GD1132	P26	GD19509	P52
GA9315	P68	GB0907	P18	GD1132	P28	GD19635	P54
GB0165	P93	GB0917	P14	GD11424	P32	GD19658-02	P36
GB0186	P6	GB0917	P18	GD11580	P109	GD19658-03	P36
GB0218	P6	GB0918	P4	GD11652	P24	GD19659-02	P48

Part No.	Page	Part No.	Page	Part No.	Page	Part No.	Page
GD19665	P54	GD25384	P8	GD27235	P116	GD29502-26	P174
GD19695	P54	GD25499	P164	GD27238	P112	GD29625	P178
GD19864	P54	GD25499	P175	GD27238	P113	GD29657	P18
GD19865	P54	GD25519	P24	GD27238	P118	GD29709	P178
GD20037	P50	GD2557	P72	GD27290	P180	GD2971-09	P76
GD20196	P48	GD25644	P37	GD27290	P180	GD2971-26	P36
GD20282	P56	GD25644	P46	GD27290	P180	GD29811	P50
GD20923	P43	GD25785	P76	GD2745-28	P109	GD29813	P178
GD20928	P37	GD25860	P92	GD27607	P43	GD2984	P190
GD20928	P46	GD25862	P92	GD28354	P164	GD2984	P190
GD21080	P54	GD25959	P96	GD28363	P164	GD30077	P43
GD21158	P180	GD25965	P96	GD28390	P4	GD30078	P43
GD21158	P180	GD25969	P92	GD28420	P6	GD30079	P43
GD21158	P180	GD2597	P93	GD28420	P28	GD30239	P54
GD2117	P190	GD2597	P98	GD28420	P87	GD30240	P54
GD21300	P37	GD26110	P10	GD28515	P34	GD30273	P112
GD21300	P46	GD26204	P96	GD28630	P93	GD30274	P112
GD21337	P6	GD26262	P28	GD28631	P18	GD30294	P124
GD21540	P93	GD26274	P178	GD29030-11	P70	GD30380	P93
GD21540	P98	GD26304	P178	GD29030-11	P72	GD30571	P136
GD21686	P70	GD26310	P56	GD29104-06	P70	GD30571	P142
GD21686	P72	GD26472	P174	GD29104-06	P72	GD30683	P78
GD22200	P84	GD26474	P174	GD29104-07	P70	GD30684	P78
GD22200	P164	GD26509	P48	GD29104-07	P72	GD30685	P78
GD22503	P180	GD26535	P174	GD29104-12	P64	GD30686	P78
GD22503	P180	GD26572	P30	GD29104-14	P76	GD30725	P11
GD22503	P180	GD26593	P18	GD29314	P133	GD30725	P26
GD22695	P34	GD26803	P30	GD29315	P133	GD30725	P28
GD22696	P34	GD26804	P30	GD29315	P136	GD30726	P14
GD23382	P113	GD26816	P174	GD29315	P142	GD30726	P156
GD23382	P118	GD26944	P183	GD29318	P124	GD30731	P14
GD23450	P113	GD26954	P93	GD29318	P126	GD30882	P37
GD23450	P118	GD26955	P93	GD29318	P128	GD30882	P46
GD23802	P32	GD26966	P109	GD29318	P133	GD31305	P46
GD23803	P32	GD26970	P4	GD29318	P136	GD31307	P54
GD24386	P50	GD26971	P4	GD29318	P142	GD31353MPP	P22
GD24695	P50	GD26973	P26	GD29318	P149	GD31424	P36
GD24754	P50	GD26974	P10	GD29319	P126	GD31466	P16
GD24879-01	P50	GD26989	P171	GD29319	P128	GD31611	P119
GD25068	P6	GD26996	P174	GD29319	P133	GD31611	P122
GD25069	P6	GD27019	P164	GD29321	P124	GD32048	P119
GD25070	P6	GD27021	P34	GD29321	P127	GD32048	P122
GD25071	P4	GD27066	P109	GD29321	P136	GD3248	P93
GD25072	P4	GD27067	P109	GD29321	P142	GD33361	P144
GD25072	P11	GD27068	P109	GD29321	P143	GD33361	P145
GD25073	P4	GD27190	P58	GD29425	P18	GD33756	P168
GD25147	P18	GD27190	P61	GD2947	P30	GD33757	P168
GD25147	P18	GD27190	P171	GD29490	P179	GD33758	P168
GD25309	P10	GD2721	P92	GD29491	P34	GD33759	P168
GD25379	P8	GD27232	P114	GD29492	P34	GD34081	P78
GD25380	P8	GD27234	P119	GD29493	P30	GD34103	P37
GD25383	P8	GD27234	P122	GD29502-192	P175	GD34206	P16

Part No.	Page	Part No.	Page	Part No.	Page	Part No.	Page
GD34545	P58	GD35413-11.25	P72	GD36385	P178	GD7079	P73
GD34545	P61	GD35413-15	P76	GD36391	P154	GD7089	P73
GD34624	P125	GD35414-13	P70	GD36392	P154	GD7137	P76
GD34630	P113	GD35414-13	P72	GD36393	P116	GD7145	P154
GD34630	P118	GD35414-22.5	P66	GD36426	P87	GD7145	P170
GD34633	P145	GD35415-13.5	P70	GD36427	P60	GD7571	P73
GD34638	P118	GD35415-13.5	P72	GD36436	P180	GD7803	P24
GD34646	P116	GD35416	P40	GD36436	P180	GD7804	P24
GD34653	P116	GD35418-24.5	P76	GD36437	P180	GD7864	P73
GD34685	P78	GD35422	P136	GD36438	P180	GD7904-09	P93
GD34707	P127	GD35422	P149	GD36441	P180	GD8218	P93
GD34708	P124	GD35423	P171	GD36494	P87	GD8249	P6
GD34709	P76	GD35434	P36	GD36498	P154	GD8306	P48
GD34710	P76	GD35435	P36	GD36503	P154	GD8460	P22
GD34711	P76	GD35437	P36	GD36504	P66	GD8893-07	P79
GD34712	P76	GD35438-23	P36	GD36529	P151	GD9120	P22
GD34713-01	P76	GD35446	P142	GD36531	P131	GD9254	P24
GD34713-02	P76	GD35447	P37	GD36577	P118	GD9464-03	P78
GD34713-03	P76	GD35448	P37	GD36578	P118	GD9720	P28
GD34713-04	P76	GD35459	P87	GD36590	P40	GD9724	P26
GD34713-05	P76	GD35465	P168	GD36634	P149	GD9724	P28
GD34727	P124	GD35470	P130	GD36654	P48	GM0295-01	P193
GD34750	P112	GD35476	P42	GD36666	P87	GM0295-02	P193
GD34751	P112	GD35527	P164	GD36667	P87	GR0150	P93
GD34774	P18	GD35608	P178	GD36680	P164	GR0150	P98
GD34810-02	P66	GD35609	P14	GD36681	P164	GR0151	P93
GD34811-01	P66	GD35626	P14	GD36682	P164	GR0151	P98
GD34812	P73	GD35629	P14	GD36716	P96	GR0191	P68
GD34813-01	P66	GD35836	P14	GD36820	P165	GR0192	P68
GD34822	P170	GD35837	P162	GD36821	P164	GR0528	P73
GD34825	P170	GD35844	P50	GD36822	P164	GR0528	P80
GD34905	P66	GD35856	P50	GD36832	P48	GR0763	P149
GD34906	P66	GD35857	P50	GD36835	P151	GR0764	P149
GD34908	P70	GD35866	P162	GD36836	P87	GR1037	P78
GD34908	P72	GD35868	P162	GD36838	P54	GR1037	P90
GD34920	P70	GD35872	P162	GD36839	P54	GR1037	P109
GD34920	P72	GD35873	P162	GD36860	P11	GR1037	P112
GD34924	P58	GD35885	P74	GD36990	P11	GR1037	P112
GD34924	P175	GD35885	P154	GD37017	P140	GR1037	P113
GD34951	P122	GD35904-01	P108	GD3951	P174	GR1037	P116
GD35127	P79	GD35908	P87	GD4743	P61	GR1037	P118
GD35210	P144	GD35913	P14	GD4743	P174	GR1037	P124
GD35214	P126	GD36102	P64	GD4743	P178	GR1037	P125
GD35216	P168	GD3612	P4	GD4887-01	P93	GR1037	P127
GD35251	P124	GD36193	P113	GD4887-27	P50	GR1037	P128
GD35271	P129	GD3623	P174	GD4887-30	P93	GR1037	P133
GD35294	P37	GD36238	P60	GD5247-10	P68	GR1037	P136
GD35314	P128	GD36238	P64	GD5857	P28	GR1037	P136
GD35339	P79	GD36239	P64	GD5900-37	P93	GR1037	P142
GD35340	P79	GD36241	P60	GD6291	P30	GR1037	P142
GD35381	P42	GD36242	P64	GD6291	P32	GR1037	P143
GD35413-11.25	P70	GD36384	P178	GD6291	P178	GR1037	P144

Part No.	Page	Part No.	Page	Part No.	Page	Part No.	Page
GR1037	P145	GR1919	P174				
GR1037	P148	GR1921	P84				
GR1037	P149	GR1941	P174				
GR1037	P149	GR1946	P137				
GR1045	P42	GR1961	P46				
GR1045	P66	GR1967	P46				
GR1045	P119	GR1968	P46				
GR1045	P124	GR1969	P46				
GR1045	P125	GR1970	P46				
GR1045	P126	GR1971	P46				
GR1045	P127	GR1977	P46				
GR1045	P131	GR1978	P46				
GR1045	P132	GR1979	P46				
GR1045	P133	GR2000	P46				
GR1045	P136	GR2056	P174				
GR1045	P142	GR2083	P65				
GR1045	P144	GR2109	P46				
GR1045	P149	GR2126	P164				
GR1292	P34	GR2127MPP	P192				
GR1322	P124	GR2127MPP	P193				
GR1465	P125	GR2144	P174				
GR1465	P126	GR2165	P181				
GR1465	P130	GR2170	P181				
GR1465	P130	GR2171	P181				
GR1465	P131	GR2172	P181				
GR1465	P144	GR2175	P181				
GR1465	P145	GR2175	P181				
GR1466	P124	GR2175	P181				
GR1466	P128	GR2177	P181				
GR1466	P133	GR2191	P148				
GR1466	P136	GR2231	P112				
GR1466	P136	GR2235	P148				
GR1466	P142	GR2240MPP	P193				
GR1466	P142	GR2241MPP	P193				
GR1466	P143	GR2250	P119				
GR1466	P143	GR2282	P120				
GR1466	P164	GR2312	P140				
GR1466	P164	GR2334	P193				
GR1467	P42	GR2337	P116				
GR1467	P42	GR2340	P118				
GR1517	P112	GR2341	P122				
GR1532	P109	GR2362	P120				
GR1570MPP	P193	GR2363	P120				
GR1598	P114	GR2369	P113				
GR1681	P68						
GR1709	P174						
GR1739	P174						
GR1750	P149						
GR1777	P36						
GR1842MPP	P193						
GR1912	P73						
GR1912	P80						

**This page left blank intentionally.**