

# MODEL 3705 FRONT FOLDING PLANTER PARTS MANUAL

**M0305-02**

**Rev. 2/22**

This manual applies to:           Model: 3705 Front Folding Planters  
2021 Production And On

Record the model number and serial number of your planter along with date purchased:

Serial Number \_\_\_\_\_

Date Purchased \_\_\_\_\_

Information in this manual was current at time of printing. However, due to Kinze's ongoing product improvement, production changes may cause your machine to appear slightly different in detail. Kinze Manufacturing, Inc. reserves the right to change specifications or design without notice and without incurring obligation to install the same on machines previously manufactured.

Right hand (R.H.) and left hand (L.H.), as used throughout this manual, are determined by facing in the direction the machine will travel when in use, unless otherwise stated.

**ROW UNIT**

Pull Row Unit Assembly . . . . . P1  
 Shank Assembly, Seed Tube, and Depth Adjustment . . . . . P3  
 Pneumatic Down Pressure Package Option . . . . . P5  
 Parallel Arms, Mounting Support Plate, and Quick Adjustable Down Forces Springs Option . . . . . P7  
 Ag Leader Electric Clutch . . . . . P9  
 15" Seed Opener Disc Blade/Bearing Assembly and Scrapers . . . . . P11  
 Gauge Wheels . . . . . P13  
 "V" Closing Wheels . . . . . P15  
 Hopper Support and Meter Drive . . . . . P17  
 Row Unit Idler . . . . . P19  
 Seed Hopper and Lid . . . . . P20  
 Finger Pickup Seed Meter . . . . . P21  
 Brush-Type Seed Meter 2.0 . . . . . P23  
 Vacuum Seed Meter . . . . . P25  
 Granular Chemical . . . . . P27  
 Granular Chemical Hopper and Hopper Panel Extension . . . . . P29  
 Granular Chemical Meter and Meter Drive . . . . . P30  
 Row Unit Mounted No Till Coulter . . . . . P32  
 Coulter Mounted Residue Wheels . . . . . P33

**VACUUM SYSTEM**

Vacuum Fan System, 24 Row 20" and 24 Row 22" . . . . . P36  
 Vacuum Fan Assembly, 24 Row 20" and 24 Row 22" . . . . . P37  
 Vacuum Fan Hydraulic Components, 24 Row 20" and 24 Row 22" . . . . . P39  
 Vacuum Fan Reservoir Assembly, 24 Row 20" and 24 Row 22" . . . . . P41  
 Distribution Hoses, 24 Row 20" . . . . . P43  
 Distribution Hoses, 24 Row 22" . . . . . P45  
 Vacuum Fan Manifolds, 24 Row 20"/24 Row 22" (Vacuum/Conventional) . . . . . P47  
 Vacuum Fan Manifolds, 24 Row 20"/24 Row 22" (Vacuum/Bulk Fill) . . . . . P49  
 PTO Pump Assembly . . . . . P51

**BULK FILL**

Bulk Fill Fan System . . . . . P53  
 Bulk Fill Hydraulic Schematic, 24 Row 20"/24 Row 22" . . . . . P55  
 Bulk Fill Hoses, 24 Row 20" and 24 Row 22" . . . . . P57  
 Bulk Fill Manifolds and Distribution Hoses . . . . . P59  
 Bulk Fill Entrainer Assembly, 24 Row . . . . . P61  
 Bulk Fill Tank Assembly . . . . . P63  
 Bulk Fill Scale Package (2021 Production Only) . . . . . P65  
 Bulk Fill Scale Package (2022 Production and On) . . . . . P67

Mechanical Row Unit, Bulk Fill . . . . . P69  
 Vacuum Row Unit, Bulk Fill . . . . . P71  
 Bulk Fill Catwalk, 24 Row 20" and 24 Row 22" . . . . . P73

**BASE MACHINE**

Front Hitch Assembly/Safety Chain . . . . . P75  
 Safety Chain . . . . . P78  
 Hitch and Linkage Assembly, 24 Row 20" and 24 Row 22" . . . . . P79  
 Front Hitch Assembly (Rear Section) . . . . . P80  
 Front Wear Pads . . . . . P81  
 Tower Assembly, 24 Row 20" and 24 Row 22" . . . . . P82  
 Stroke Limiter/Detent Valve Assembly and Linkage . . . . . P83  
 Hinge and Wing Assemblies . . . . . P85  
 Wing Frame, 24 Row . . . . . P87  
 Axle, 24 Row 20" and 24 Row 22" . . . . . P89  
 Transport Lockup, 24 Row 20" and 24 Row 22" . . . . . P90  
 Transport Wheel and Hub Assembly . . . . . P91  
 Wheel Module Assembly . . . . . P93  
 Implement Switch Assembly . . . . . P95  
 Ground Drive Tire Assembly . . . . . P96  
 Contact Wheel Assembly . . . . . P97  
 Point Row Clutch . . . . . P99  
 Hydraulic Drive, 24 Row 20" and 24 Row 22" . . . . . P101  
 Air Compressor and Dual Solenoid Assembly . . . . . P105  
 Accumulator Assembly . . . . . P107  
 Seed Rate Transmission and Driveline . . . . . P109  
 Ratchet/Sprocket Assembly . . . . . P111  
 Row Marker Assembly . . . . . P112  
 Row Marker Spindle/Hub/Blade . . . . . P115

**HYDRAULICS**

Slave Cylinders . . . . . P117  
 Master Cylinder . . . . . P117  
 Hitch Paralled Linkage Cylinder . . . . . P118  
 Row Marker (Cushion) Cylinder . . . . . P119  
 Helper Cylinder, All Sizes . . . . . P120  
 Tongue Cylinder, 24 Row 20" and 24 Row 22" . . . . . P121  
 Valve Block on Front Hitch . . . . . P123  
 Valve Block on Tower Assembly . . . . . P126  
 Valve Block on R.H. Wing . . . . . P127  
 Valve Block on L.H. Wing . . . . . P129  
 Detent Lever Valve . . . . . P130  
 Stroke Limiter Valve . . . . . P131  
 Solenoid Valve (G1K276) . . . . . P132  
 Solenoid Valve (G1K275) . . . . . P132  
 Pressure Relief Valves . . . . . P133

Check Valve . . . . .	P133
Flow Control Valve . . . . .	P133
Bulk Fill Valve Block . . . . .	P134
Hydraulic Motor . . . . .	P135
Hydraulic System, 24 Row 20" and 24 Row 22" . . . . .	P137
Hydraulic Drive Hydraulic System, 24 Row 20" and 24 Row 22" . . . . .	P139

## ELECTRONICS

Ag Leader Interconnect Schematic . . . . .	P141
Electrical Components . . . . .	P143
Light/Reflective Decal Brackets and Extensions . . . . .	P146
KPM III Electronic Seed Monitor . . . . .	P147
Shaft Rotation Sensor . . . . .	P149
GPS 7500 Receiver Package . . . . .	P150
Miscellaneous Electronic Parts . . . . .	P151
Ag Leader PMM . . . . .	P153
ISOBUS Electric Clutch Package (2021 Production Only) . . . . .	P155
Ag Leader Electric Clutch . . . . .	P157
ISOBUS Retrofit Cabling Package - Integra . . . . .	P159
Vacuum Fan Electrical Components . . . . .	P160

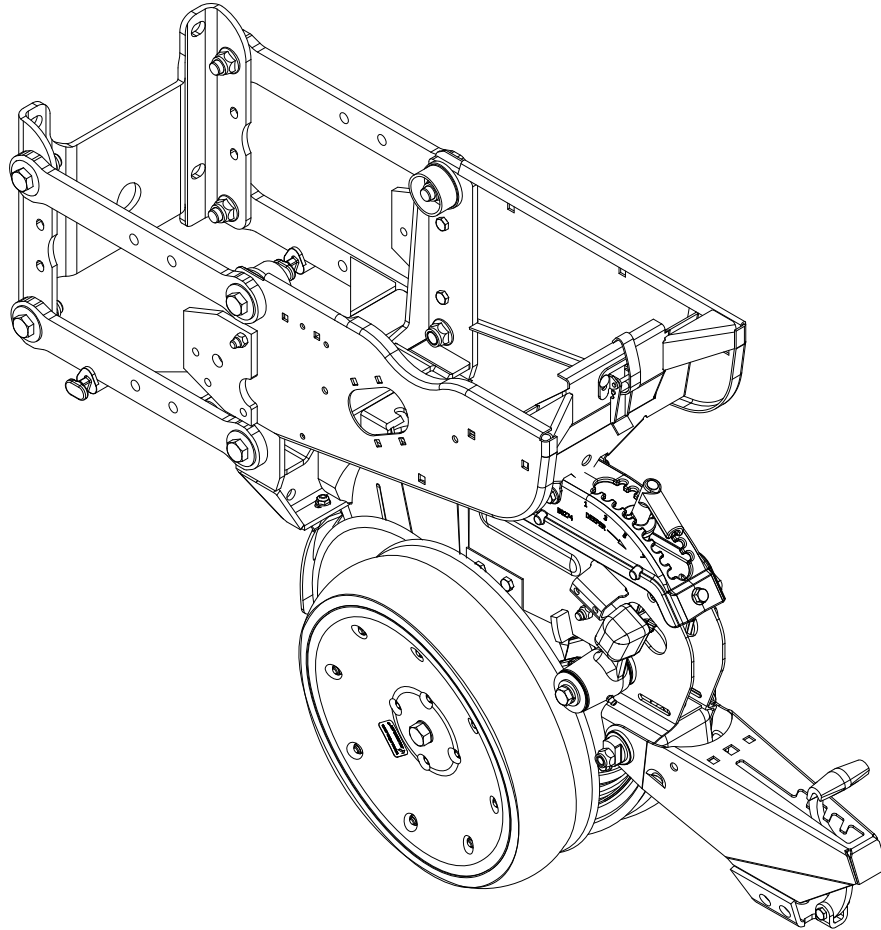
## FERTILIZER

Liquid Fertilizer Piston Pump Mount and Ground Drive Wheel . . . . .	P161
Liquid Fertilizer Tube In Furrow . . . . .	P163
Liquid Fertilizer Piston Pump, NGP-6055 . . . . .	P165
Liquid Fertilizer Piston Pump Flow Divider . . . . .	P167
Piston Pump Drive . . . . .	P169
Starter Liquid Fertilizer Package . . . . .	P171
Low Rate Liquid Fertilizer Package . . . . .	P173
Liquid Fertilizer Tank and Quick Fill . . . . .	P175
Rear Trailer Hitch . . . . .	P177

## DECALS, PAINT, AND MISCELLANEOUS P179

## NUMERICAL INDEX . . . . . P192

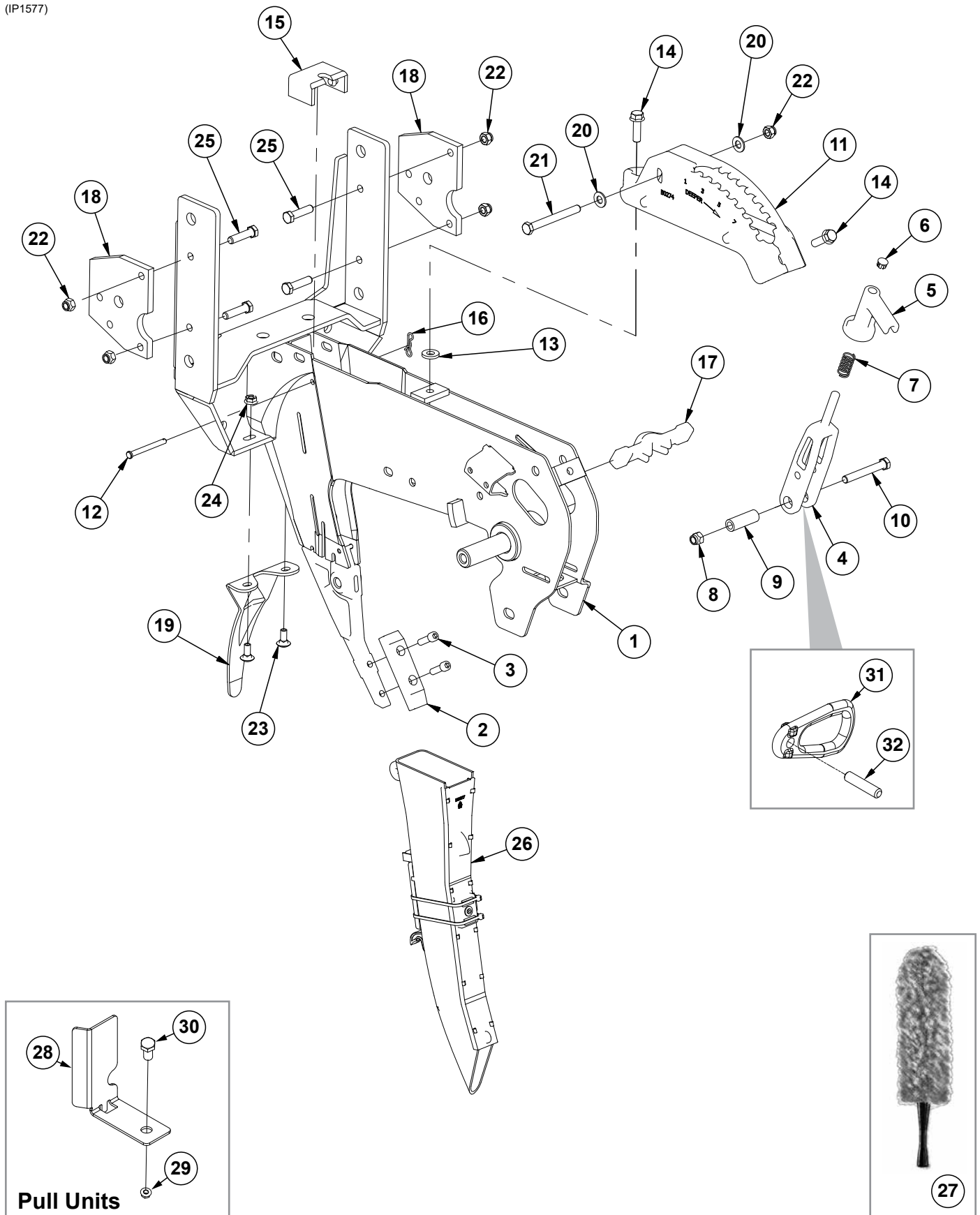
**NOTE:** Row unit assembly does not include the following: seed meter assembly, seed tube assembly, row unit hopper assembly, closing wheels, or seed meter clutch.



ITEM	PART NO.	QTY. (Per Row)	DESCRIPTION
1	G10502X	1	Pull Row Unit Assembly

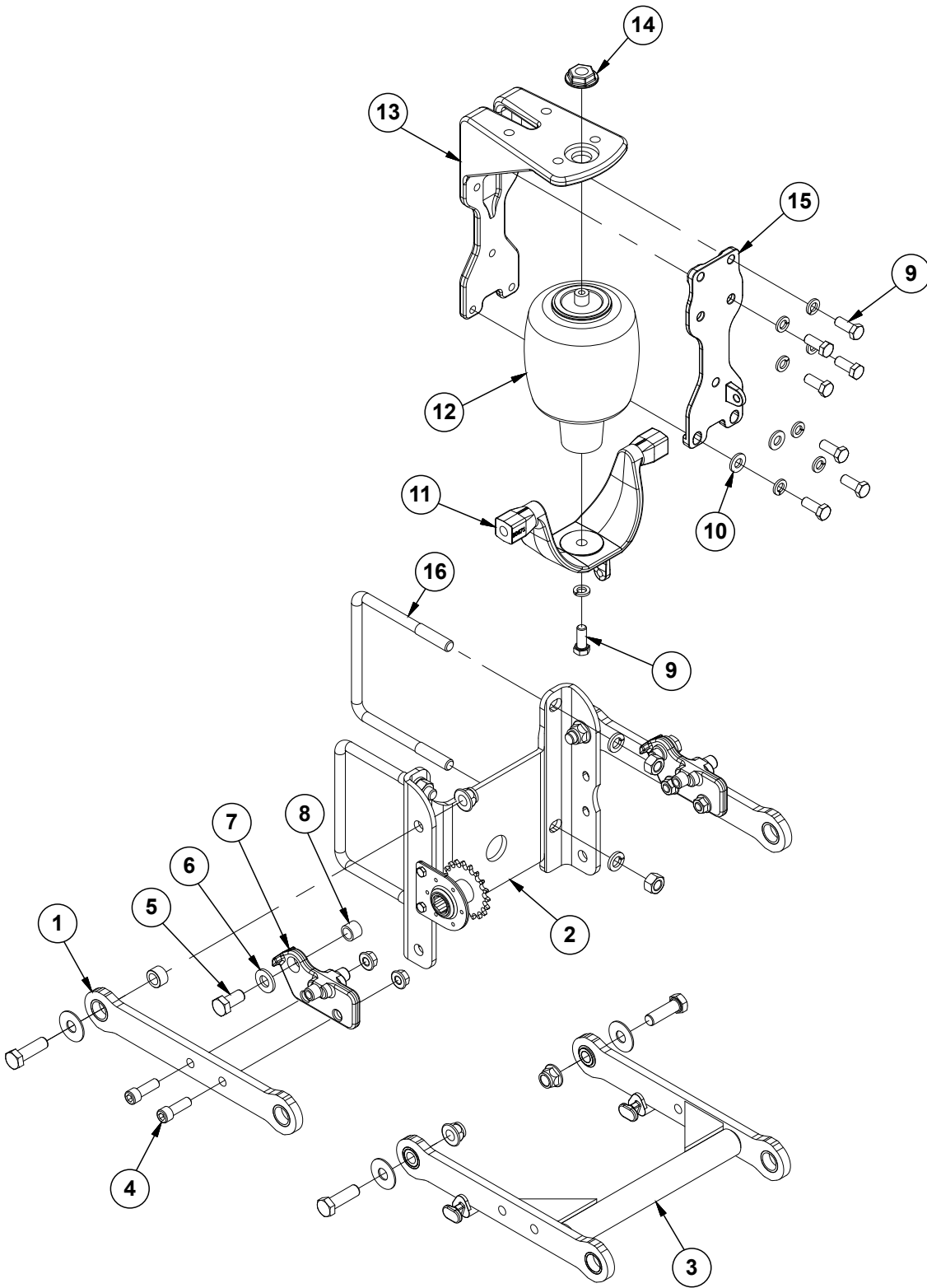
**This page left blank intentionally.**

(IP1577)



ITEM	PART NO.	QTY. (Per Row)	DESCRIPTION
1	GA10157 GD11001 G10438	1 - -	Shank W/Gauge Wheel Pivot Spindle and Set Screw Spindle Hex Head Cap Screw, 1/2"-13 x 3/4"
2	G10038601	1	Scraper
3	G10912	2	Hex Socket Head Cap Screw, 5/16"-18 x 1", Grade 8
4	GB0267	1	Lever, Depth Adjustment
5	GB0266	1	Handle, Depth Adjustment
6	GD3612	1	Cap Plug
7	GD10993	1	Spring
8	G11591	1	Hex Lock Nut, 3/8"-24, Grade C
9	GD11259	1	Sleeve, 3/8" I.D. x 5/8" O.D. x 1 <sup>25</sup> / <sub>32</sub> " Long
10	G11592	1	Hex Head Cap Screw, 3/8"-24 x 2 <sup>3</sup> / <sub>4</sub> ", Grade 8
11	GB0274	1	Cover, Depth Adjustment
12	G10551	1	Clevis Pin, 1/4" x 2 1/2"
13	G10207	1	Washer, 7/8" O.D. x 1 <sup>3</sup> / <sub>32</sub> " I.D. x .134" (If Applicable)
14	G11015	2	Hex Washer Head Cap Screw, 3/8"-16 x 1 1/4"
15	GD16245	1	Sun Shade (Rubber)
16	G10122301	1	Bow Tie Cotter Pin
17	GB0265	1	Pivot Link, Depth Adjustment
18	GD24545	2	Row Unit Stop
19	GD28390	1	Shield
20	G11387	2	Flat Washer, 3/8" SAE
21	G10061	1	Hex Head Cap Screw, 3/8"-16 x 3 1/2"
22	G10108	4	Lock Nut, 3/8"-16
23	G10312	2	Carriage Bolt, 5/16"-18 x 3/4"
24	G10620	2	Serrated Flange Nut, 5/16"-18
25	G10003	3	Hex Head Cap Screw, 3/8"-16 x 1 1/2"
26	GA21515	1	Seed Tube Assembly
27	G10475701	1	Seed Tube Brush, Microfiber
28	GD29798	1	Chain Guard
29	G10071	1	Serrated Flange Nut, 1/2"-13
30	G10014	1	Hex Head Cap Screw, 1/2"-13 x 1"
31	GB0285	1	Collar, Depth Adjustment (Non-Blue Vantage)
32	G10402701	1	Pin, 3/8" x 1 <sup>2</sup> / <sub>3</sub> "

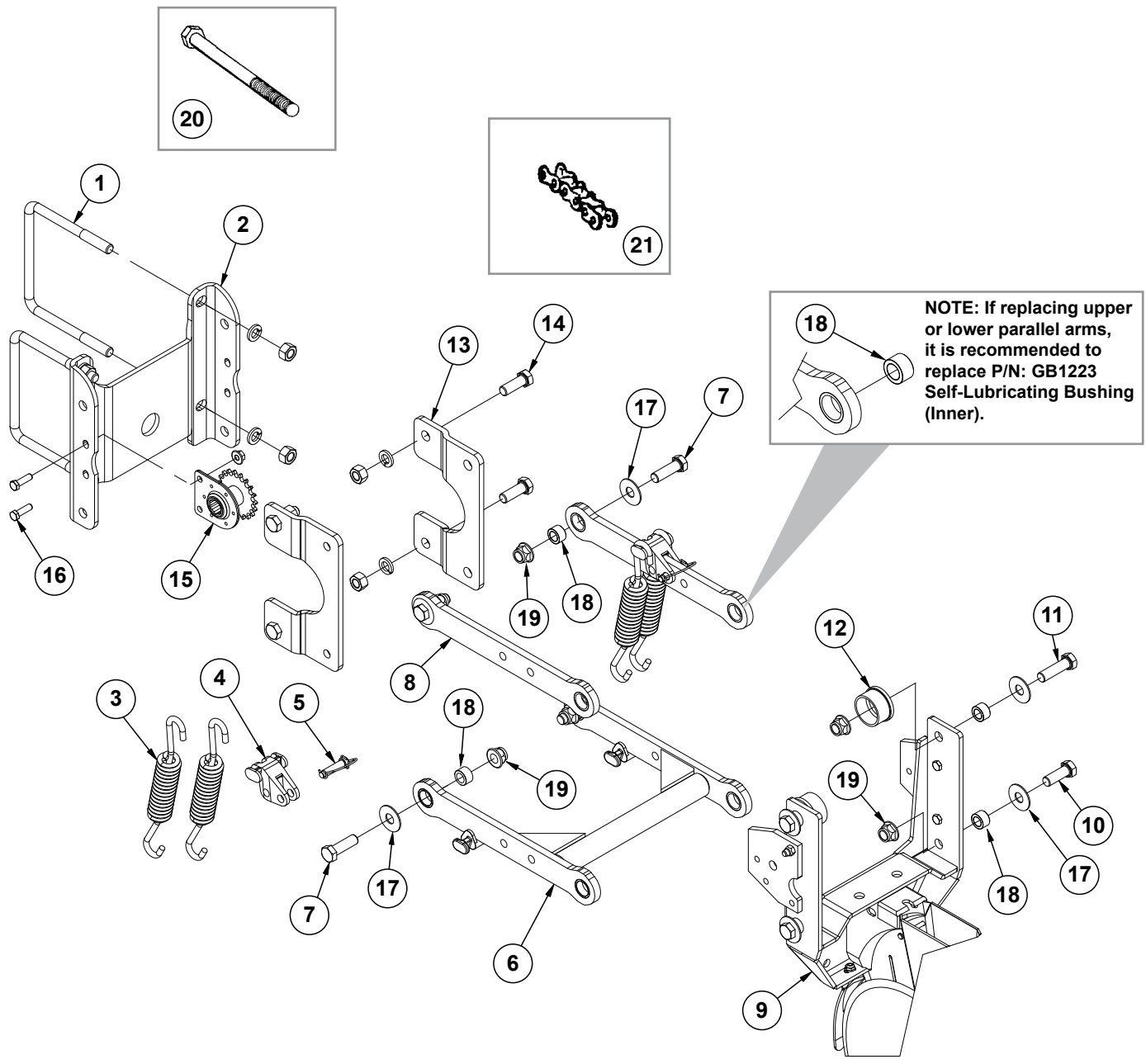
(IP1640)





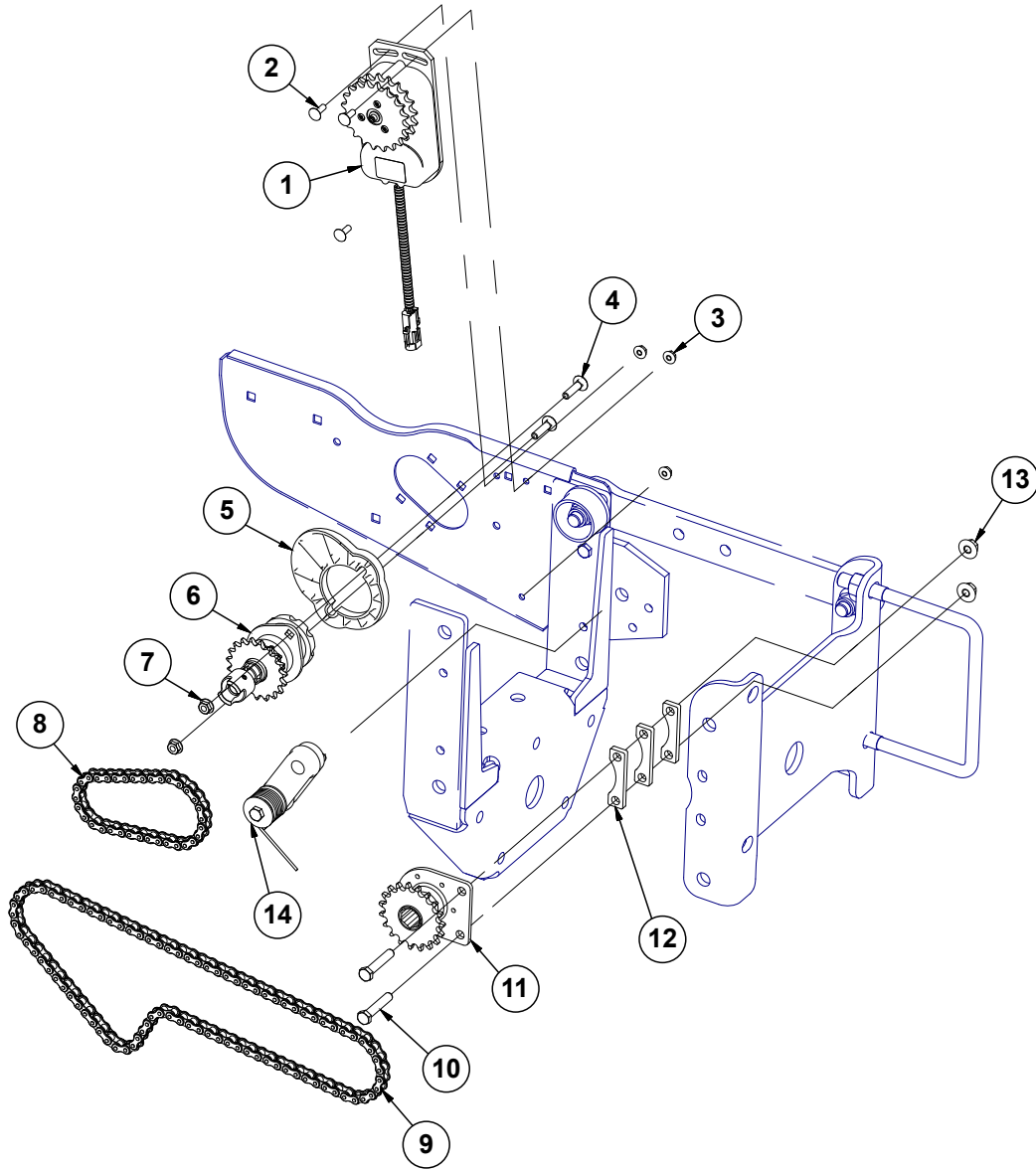
ITEM	PART NO.	QTY. (Per Row)	DESCRIPTION
1	---	2	<a href="#">See "Parallel Arms, Mounting Support Plate, and Quick Adjustable Down Forces Springs Option" on page P7</a>
2	GD10036	1	Mounting Support Plate
3	---	1	<a href="#">See "Parallel Arms, Mounting Support Plate, and Quick Adjustable Down Forces Springs Option" on page P7</a>
4	G11220	4	Hex Socket Cap Screw, 1/2"-13 x 1 1/2"
	G10071	4	Serrated Flange Nut, 1/2"-13
5	G11018	2	Hex Head Cap Screw, 5/8"-18 x 1 1/4"
6	G11391	2	Flat Washer, 5/8" SAE
7	GB0395	2	Bracket
8	GD3180-30	2	Sleeve, 7/8" O.D. x 5/8" I.D. x 2 1/32"
9	G10037	8	Hex Head Cap Screw, 1/2"-13 x 1 1/4"
	G10228	8	Lock Washer, 1/2"
10	G11389	2	Flat Washer, 1/2" SAE
11	GD23995	1	Saddle
12	GA11982	1	Air Spring Assembly
13	GB0396	1	Head Mount
14	GB0397	1	Shoulder Nut, 3/4"-16
15	GB0393	1	Plate
16	---	---	<a href="#">See "Parallel Arms, Mounting Support Plate, and Quick Adjustable Down Forces Springs Option" on page P7</a>

(IP1578)



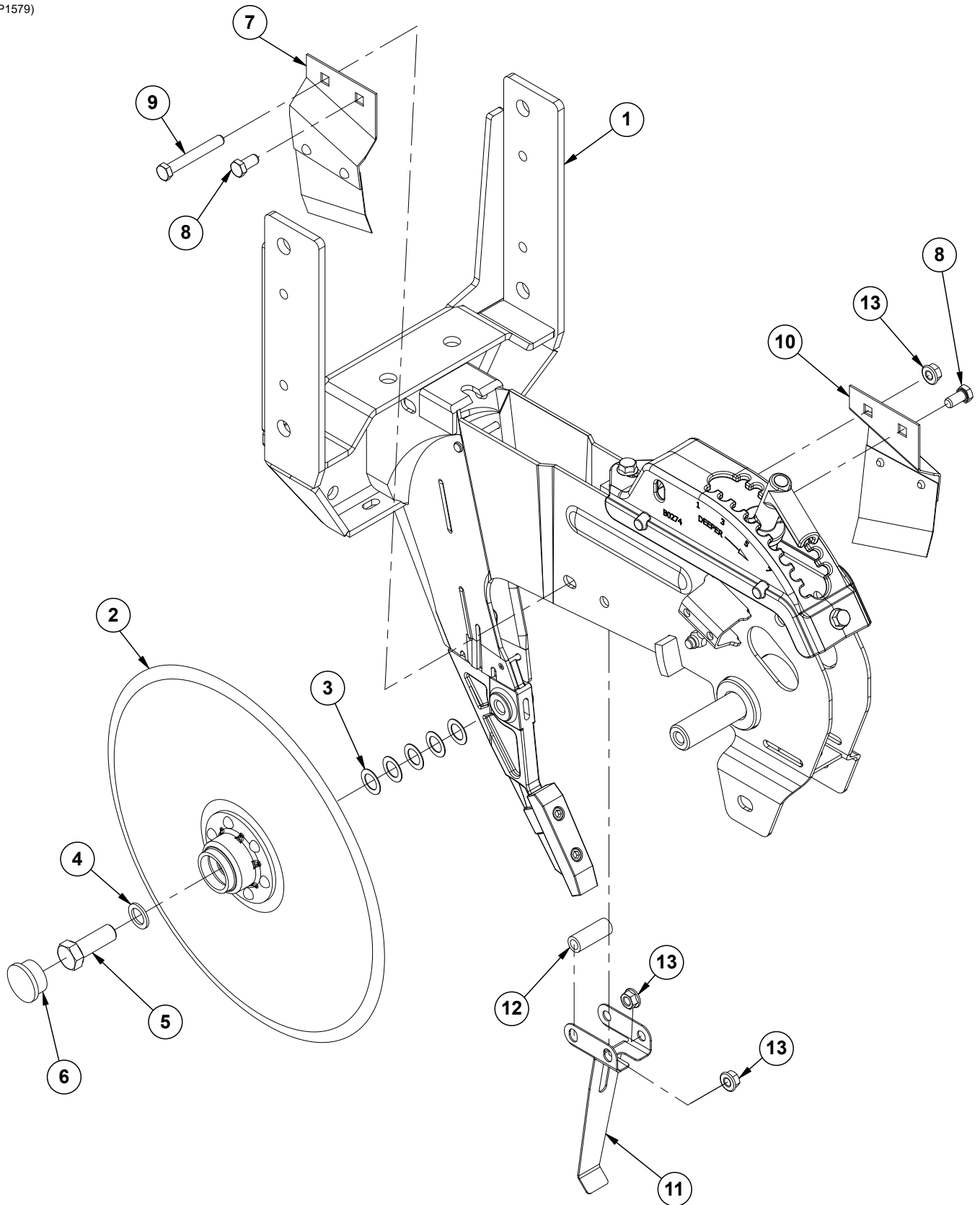
ITEM	PART NO.	QTY. (Per Row)	DESCRIPTION
1	GD1113	2	U-Bolt, 5" x 7" x 5/8"-11
	G10230	4	Lock Washer, 5/8"
	G10104	4	Hex Nut, 5/8"-11
2	GD10036	1	Mounting Support Plate
3	GD21337	4	Heavy Duty Down Pressure Spring
4	GB0186	2	Spring Anchor
5	GD14217	2	Tab Lock Pin, 7/16" x 1 1/2"
6	G10011201	1	Lower Parallel Arm Assembly
	GB1224		Self-Lubricating Bushing, 1 1/4" O.D. x 1" I.D. x 1/2" (Included in G10011201)
7	G10732	4	Hex Head Cap Screw, 5/8"-18 x 2"
8	G10011101	2	Upper Parallel Arm Assembly
	GB1224	2	Self-Lubricating Bushing, 1 1/4" O.D. x 1" I.D. x 1/2" (Included in G10011101)
9	---	1	<a href="#">See "Shank Assembly, Seed Tube, and Depth Adjustment" on page P3</a>
10	G10751	2	Hex Head Cap Screw, 5/8"-18 x 1 3/4"
11	G10752	2	Hex Head Cap Screw, 5/8"-18 x 2 1/4"
12	GB0314	2	Hopper Mount
13	GB0366	2	Extension Bracket
14	G10005	4	Hex Head Cap Screw, 5/8"-11 x 1 3/4"
	G10230	4	Lock Washer, 5/8"
	G10104	4	Hex Nut, 5/8"-11
15	GA1720	1	Bearing/Sprocket, 7/8" Hex Bore
16	G10004	2	Hex Head Cap Screw, 3/8"-16 x 1 1/4"
	G11091	2	Serrated Flange Nut, 3/8"-16
17	G11976	8	Flat Washer, 5/8" x 1 3/4"
18	GB1223	8	Self-Lubricating Bushing
19	G11514	8	Lock Nut, 5/8"-18
20	G10152	-	Hex Head Cap Screw, 5/8"-11 x 9"
21	G3303-98	1	Chain, No. 41, 98 Pitch Including Connector Link (Mechanical)
	G3303-108	1	Chain, No. 41, 108 Pitch Including Connector Link (Vacuum)
	G3303-16	1	Chain, No. 41, 16 Pitch Including Connector Link (Used W/Row Unit Extension Brackets)
	GR0196	-	Connector Link, No. 41
A	G6325X	-	U-Bolt Package For 5" x 7" Toolbar, Includes: (2) GD1113, (4) G10230, (4) G10104
B	G1K758	-	Pull Row Unit Parallel Arm Kit, Includes: (2) G10011101, (1) G10011201, (8) GB1223, (8) G11976, (4) G10732, (2) G10751, (2) G10752, (8) G11514, (1) IS1066

(IP1664)



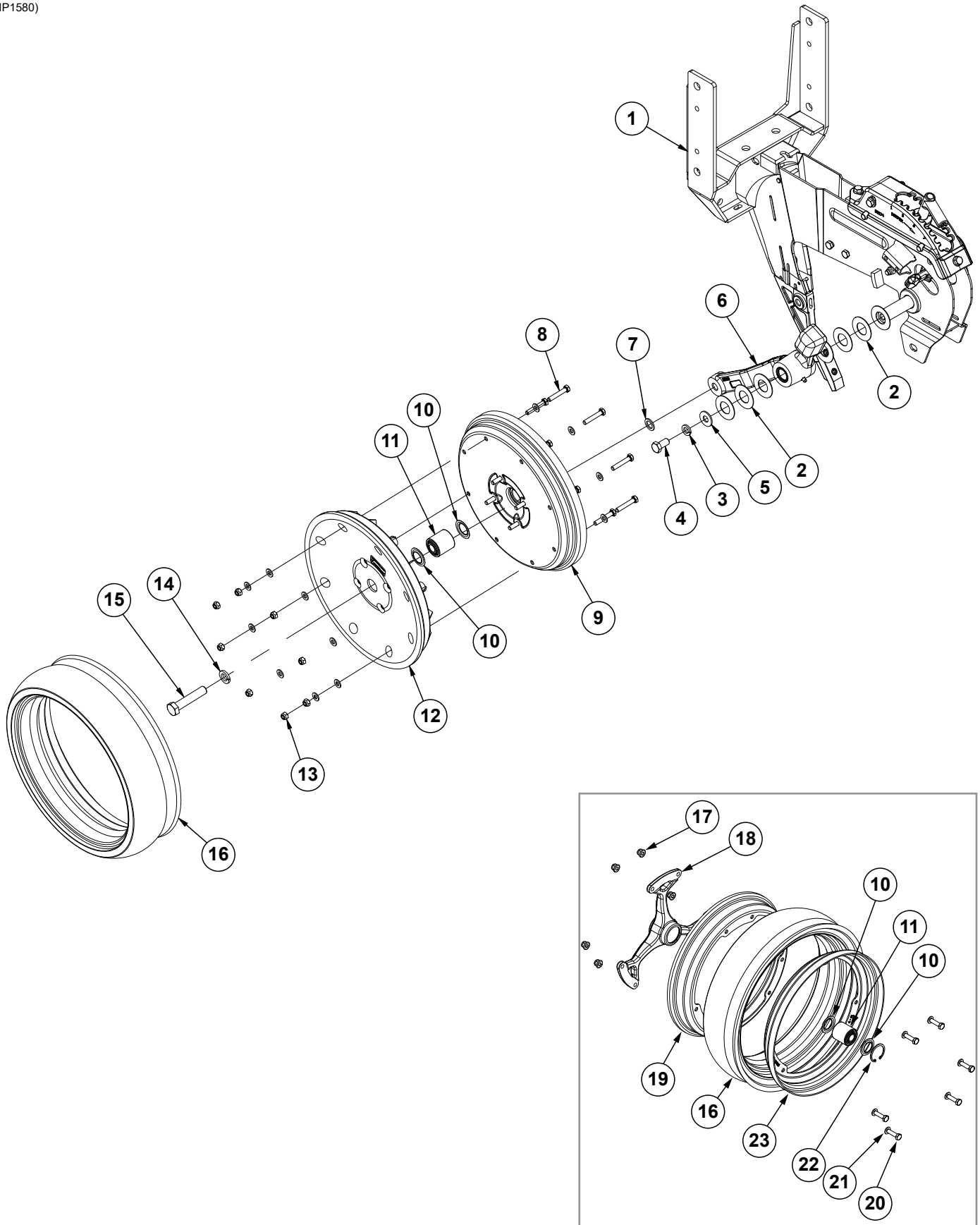
ITEM	PART NO.	QTY. (Per Row)	DESCRIPTION
1	GA16374	1	Electric Clutch
2	G10310	3	Carriage Bolt, 1/4"-20 x 3/4", Grade 2
3	G10621	3	Serrated Flange Nut, 1/4"-20
4	G10338	2	Carriage Bolt, 5/16"-18 x 1 1/4"
5	GB0331	1	Clutch Adapter Plate
6	GA10151	1	Seed Meter Clutch Assembly, 11/19 Tooth (Mechanical) Shown
	GA20640	-	Seed Meter Clutch Assembly, 11/28 Tooth (Vacuum)
7	G10620	2	Serrated Flange Nut, 5/16"-18
8	G3303-34	1	Chain, No. 41, 34 Pitch Including Connector Link (Mechanical)
	G3303-44	-	Chain, No. 41, 44 Pitch Including Connector Link (Vacuum)
9	G3303-88	1	Chain, No. 41, 88 Pitch Including Connector Link (Pull Row Unit) Shown
	G3303-103	4	Chain, No. 41, 103 Pitch Including Connector Link (4 Center Row Units Only)
10	G10048	2	Hex Head Cap Screw, 3/8"-16 x 2"
11	GA1720	1	Bearing/Sprocket, 7/8" Hex Bore
12	GD23774	3	Spacer
13	G11091	2	Serrated Flange Nut, 3/8"-16
14	---	1	<a href="#">See "Row Unit Idler" on page P25</a>

(IP1579)



ITEM	PART NO.	QTY. (Per Row)	DESCRIPTION
1	G10037301	1	<a href="#">See "Shank Assembly, Seed Tube, and Depth Adjustment" on page P3</a>
2	G10018801	2	Disc and Bearing Assembly
	GA26920	1	Bearing (Included W/G10018801)
	GD11306	1	Disc Blade, 3.5 mm x 15" (Included W/G10018801)
	GD36860	1	Bearing Housing (Included W/G10018801)
	GD36990	6	Rivet, 1/4" x 9/16" (Included W/G10018801)
3	GD30725	10	Machine Bushing, 5/8" (.030" Thick) (5 Per)
4	G10204	2	Special Machine Bushing, 5/8" x 1" O.D.
5	GD36856	1	Opener Blade Bolt, 5/8"-11 x 1 3/4", Grade 5 (L.H. Threads)
	G10005	1	Hex Head Cap Screw, 5/8"-11 x 1 3/4"
6	G10090401	2	Plastic Ribbed Hub Cap (1 Per)
7	GA2012L	1	Disc Scraper, L.H.
8	G10002	2	Hex Head Cap Screw, 3/8"-16 x 3/4"
9	G10325	1	Hex Head Cap Screw, 3/8"-16 x 2 3/4"
10	GA2012R	1	Disc Scraper, R.H.
11	GD35444	1	Seed Tube Bracket
12	GD2971-31	1	Sleeve, 3/8" I.D. x 5/8" O.D. x 1.78" Long
13	G10622	3	Serrated Flange Nut, 3/8"-16

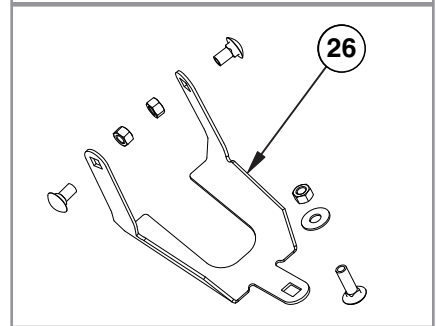
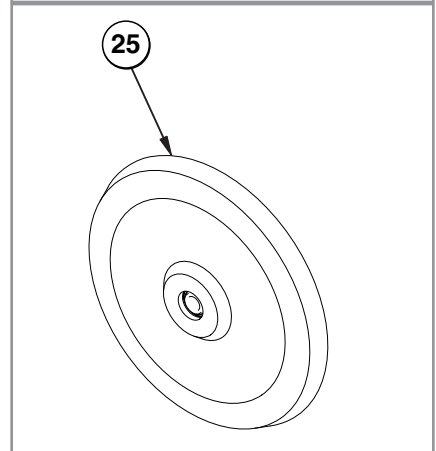
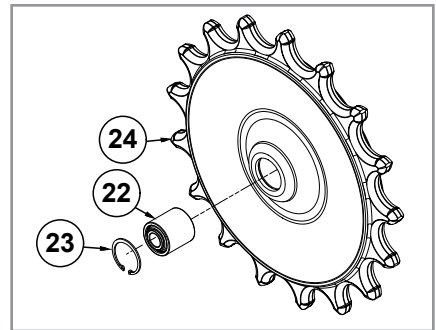
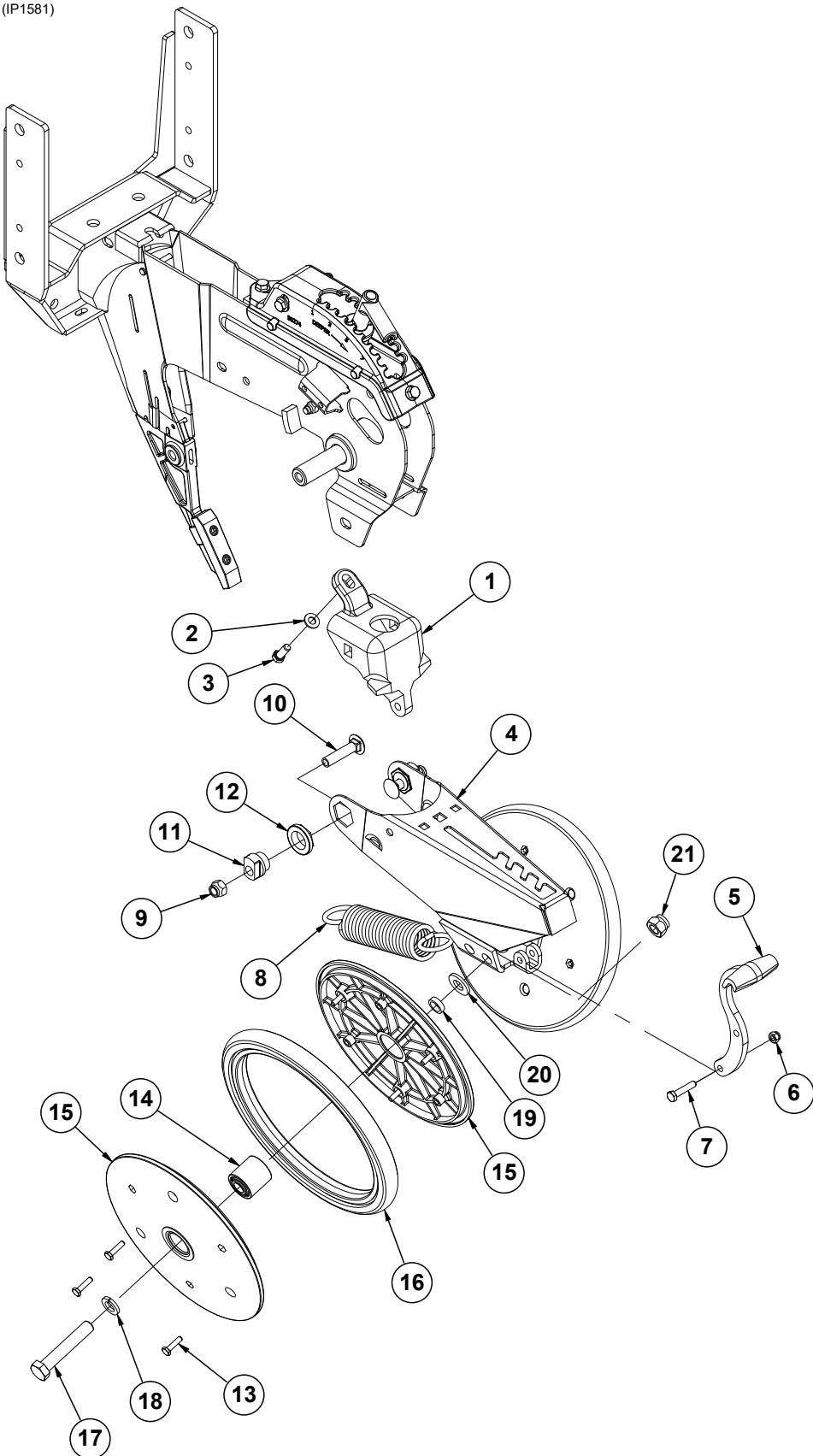
(IP1580)





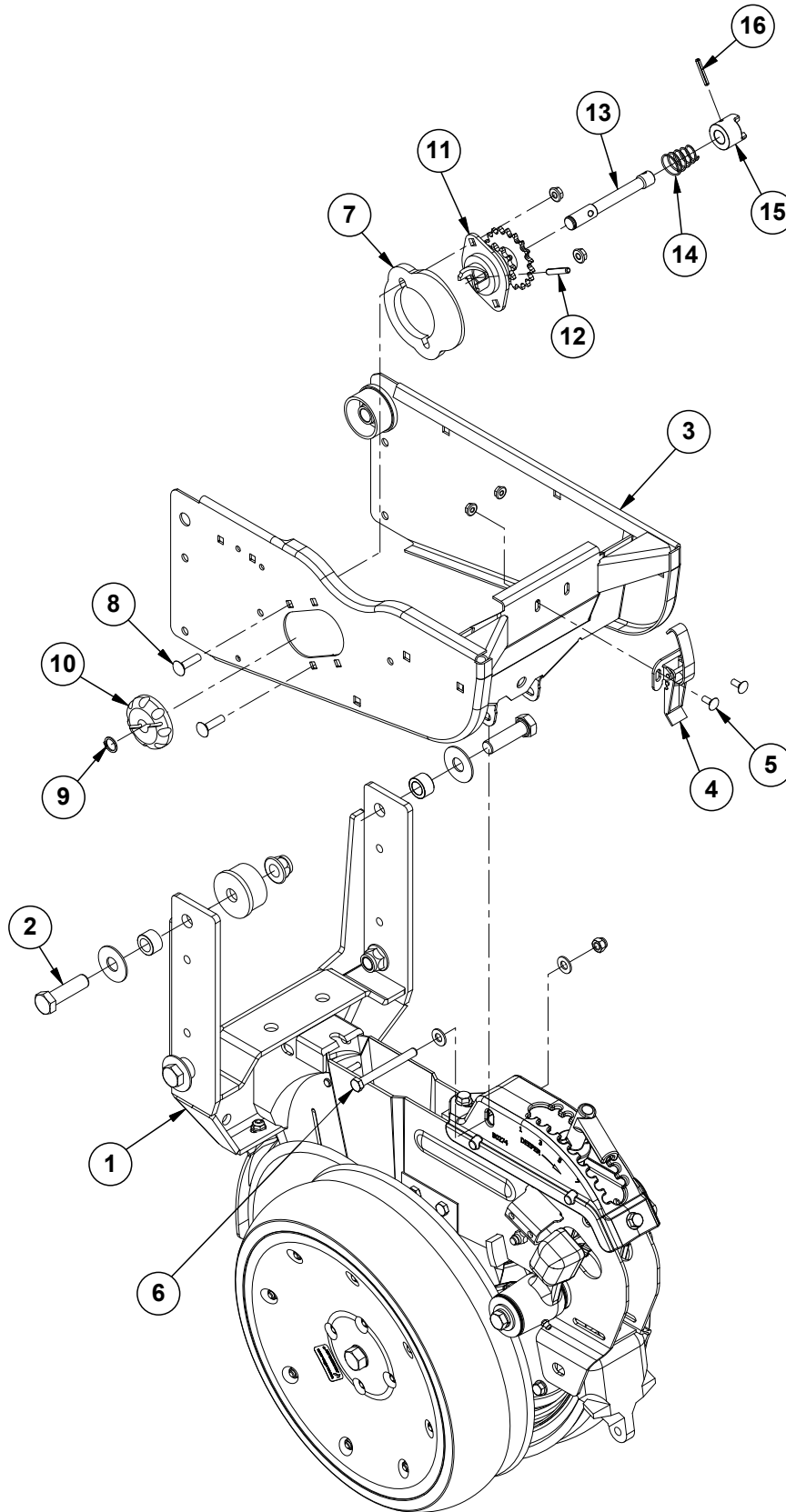
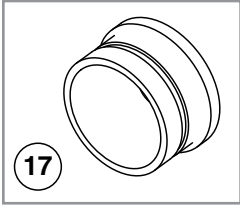
ITEM	PART NO.	QTY. (Per Row)	DESCRIPTION
1	---	-	<a href="#">See "Shank Assembly, Seed Tube, and Depth Adjustment" on page P3</a>
2	G10940	7	Machine Bushing, 1" (.048" Thick)
3	G10228	2	Lock Washer, 1/2"
4	G10014	2	Hex Head Cap Screw, 1/2"-13 x 1"
5	G10216	2	Washer, 1/2" USS
6	GA21677	1	Wheel Arm W/Grease Fitting, Bushings, and Seals, L.H. (Shown)
	GA21676	-	Wheel Arm W/Grease Fitting, Bushings, and Seals, R.H.
	GD10991	2	Seal (Per Arm) (Included W/GA21677 and GA21676)
	GB0276	2	Bushing, 1" I.D. x 1 1/4" O.D. x 1" Long (Per Arm) (Included W/GA21677 and GA21676)
7	G10397801	1	Special Machine Bushing, 5/8" x 1" O.D.
8	G10031	8	Carriage Bolt, 5/16"-18 x 1 3/4"
	G11386	8	Flat Washer, 5/16" SAE
9	G10028701	1	Half Gauge Wheel
	G10019	4	Hex Head Cap Screw, 5/16"-18 x 1"
	G11386	4	Flat Washer, 5/16" SAE
10	GD36713	2	Gauge Wheel Dust Shield
11	GA6171	1	Bearing
12	GD36709	1	Half Gauge Wheel
13	G10109	12	Lock Nut, 5/16"-18
	G11386	12	Flat Washer, 5/16" SAE
14	G10230	1	Lock Washer, 5/8"
15	G10010	1	Hex Head Cap Screw, 5/8"-11 x 3"
16	G10028601	1	Tire, 4 1/2" x 16
17	G10335001	6	Flange Wheel
18	G10334701	1	Flange Hub
19	G10334901	1	Flange Wheel
20	G10335101	6	Screw, M8 x 30/8.8
21	G11386	6	Flat Washer, 5/16" SAE
22	G10335201	1	Elastic Ring
23	G10334801	1	Flange Wheel
A	G10028801	-	Standard Gauge Wheel Complete (Items 8-13 and 16)
B	G1K296	-	Gauge Wheel Arm Bushing and Seal Driver Kit, Includes: (1) Seal Driver, (1) Bushing Driver, (1) Instruction
C	G10322501	-	Spoked Gauge Wheel Complete (Items 10-11 and 16-23)

(IP1581)



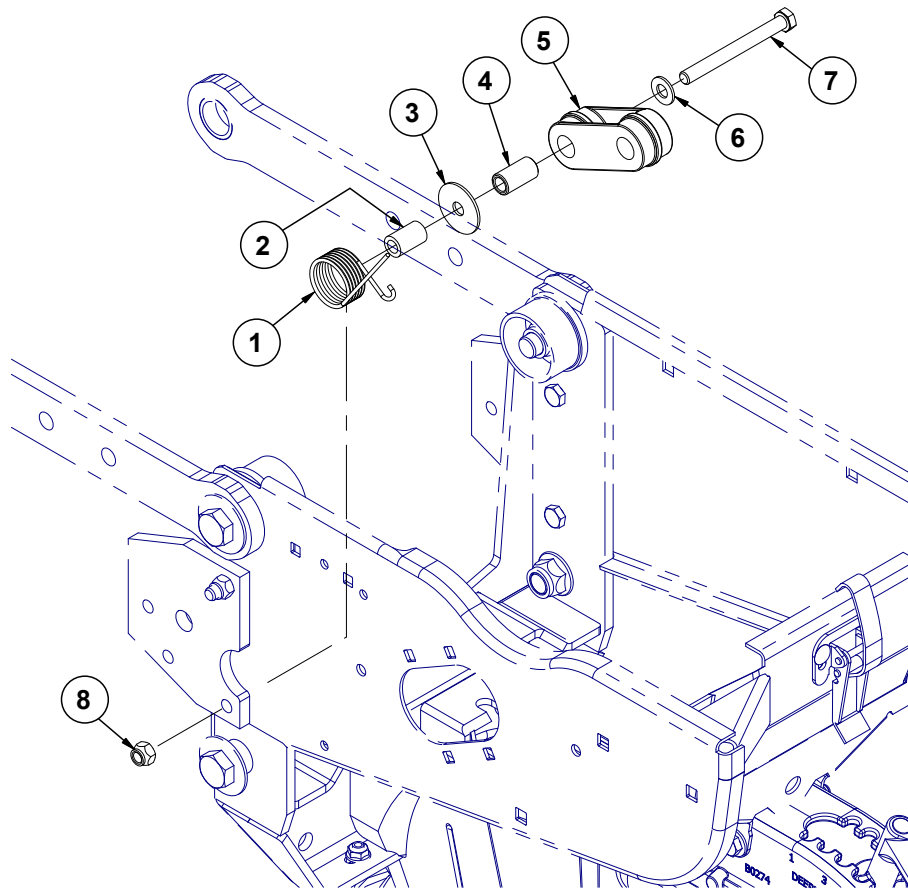
ITEM	PART NO.	QTY. (Per Row)	DESCRIPTION
1	GB0268	1	Wheel Arm Mount
2	G11387	1	Flat Washer, 3/8" SAE
3	G10001	1	Hex Head Cap Screw, 3/8"-16 x 1"
4	GA15197	1	Closing Wheel Arm
5	GB0254	1	Lever
6	G10109	1	Lock Nut, 5/16"-18, Grade 8
7	G10133	1	Hex Head Cap Screw, 5/16"-18 x 1 1/2"
8	GD8460	1	Spring
9	G10111	2	Lock Nut, 1/2"-13
10	G11419	2	Carriage Bolt, 1/2"-13 x 2 1/4"
11	GB0239	2	Eccentric Bushing
12	GB0282	2	Stepped Bushing
13	G10064	6	Hex Head Cap Screw, 1/4"-20 x 1"
14	GA6171	1	Bearing
15	GD9120	2	Nylon Half Wheel
16	GD1085	1	Rubber Tire, 1" x 12"
17	G10013	2	Hex Head Cap Screw, 5/8"-11 x 3 1/2"
18	G10230	2	Lock Washer, 5/8"
19	GD1109	2	Bushing, 4 1/64" I.D. x 7/8" O.D. x 1/4" Long
20	G11391	2	Flat Washer, 5/8" SAE
21	G10107	2	Lock Nut, 5/8"-11
22	GA6171	1	Bearing
23	G11862	1	Internal Retaining Ring
24	GD36895	1	Spiked Closing Wheel
25	GA6597	1	Cast Iron Closing Wheel W/Bearing
	GA6171	1	Bearing
26	G1K345	-	Closing Wheel Shield Kit W/Hardware and Instruction
	GD26146	1	Closing Wheel Shield (Included W/G1K345)
	G10599	1	Carriage Bolt, 3/8"-16 x 1 1/4" (Included W/G1K345)
	G10308	2	Carriage Bolt, 3/8"-16 x 3/4" (Included W/G1K345)
	G10101	3	Hex Nut, 3/8"-16 (Included W/G1K345)
	G10229	3	Lock Washer, 3/8" (Included W/G1K345)
	G11387	1	Hardened Washer, 3/8" SAE (Included W/G1K345)
A	GA6434	-	Rubber Closing Wheel Complete W/Bearing (Items 13-16)
B	GA26958	-	Spiked Closing Wheel (Items 22-24)

(IP1582)



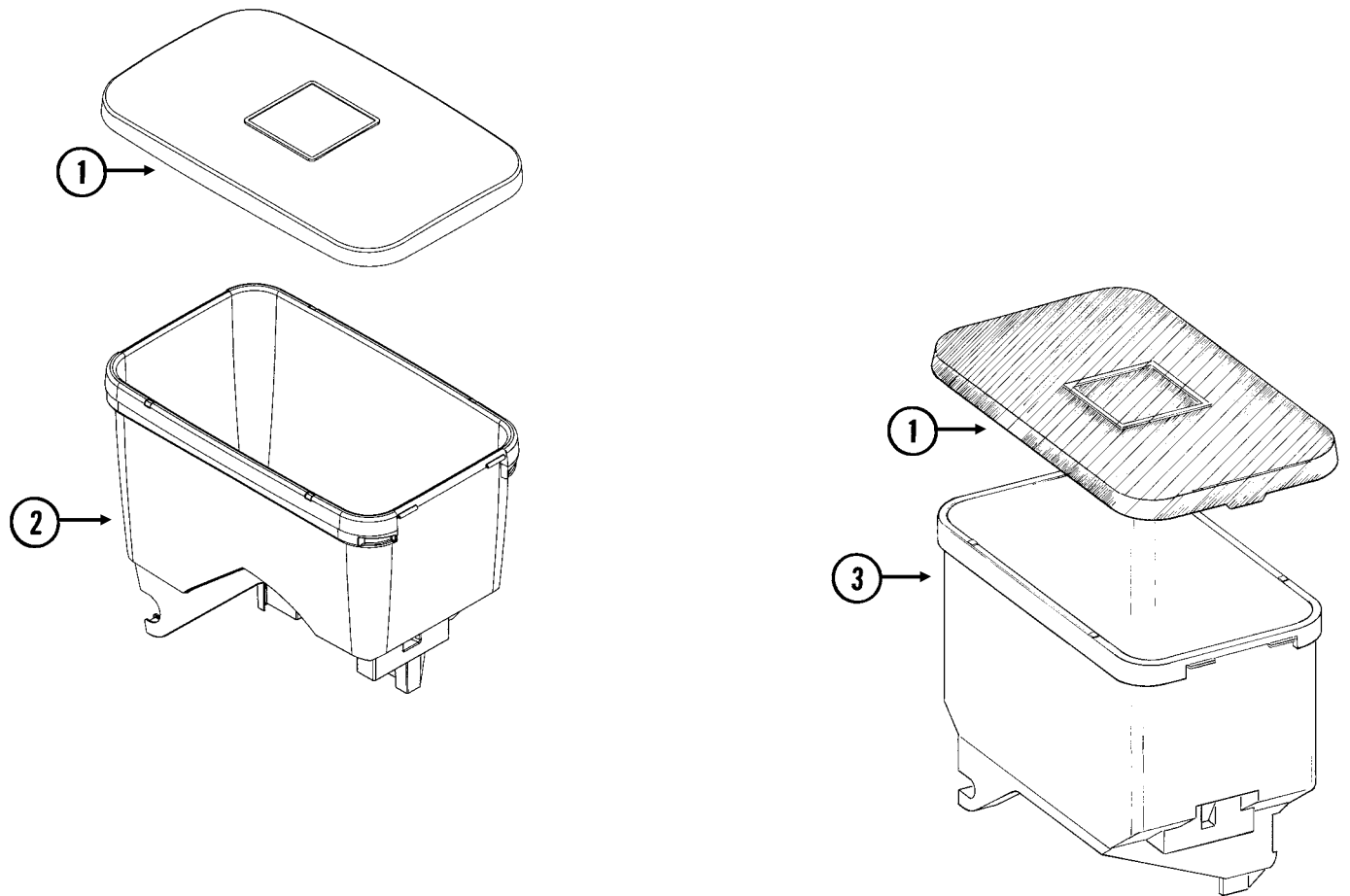
ITEM	PART NO.	QTY. (Per Row)	DESCRIPTION
1	---	1	<a href="#">See "Shank Assembly, Seed Tube, and Depth Adjustment" on page P3</a>
2	G10752	2	Hex Head Cap Screw, 5/8"-18 x 2 1/4"
3	G10329801	1	Hopper Support
4	GA2007	1	Hopper Hold Down Latch
5	G10309	2	Carriage Bolt, 1/4"-20 x 5/8", Grade 2
	G10621	2	Serrated Flange Nut, 1/4"-20
6	G10061	1	Hex Head Cap Screw, 3/8"-16 x 3 1/2"
	G11387	2	Flat Washer, 3/8" SAE
	G10108	1	Lock Nut, 3/8"-16
7	GB0331	1	Clutch Adapter Plate
8	G10338	2	Carriage Bolt, 5/16"-18 x 1 1/4"
	G10620	2	Serrated Flange Nut, 5/16"-18
9	G10567	1	External Retaining Ring, 5/8"
10	GD11239	1	Knob
11	GA10137	1	Double Sprocket and Bearing, Drive Clutch, 11/19 Tooth (Mechanical)
	GA12143	-	Double Sprocket and Bearing, Drive Clutch, 11/28 Tooth (Vacuum)
12	G10602	1	Spring Pin, 1/4" x 1 1/2"
13	GD29507	1	Clutch Shaft
14	GD11413	1	Spring
15	GB0278	1	Coupler
16	G10546	1	Spring Pin, 3/16" x 1 1/4"
17	GD17052	-	Vacuum Plug
A	GA10151	-	Seed Meter Clutch Assembly, 11/19 Tooth (Items 9-16) (Mechanical)
B	GA20640	-	Seed Meter Clutch Assembly, 11/28 Tooth (Items 9-16) (Vacuum)

(IP1583)



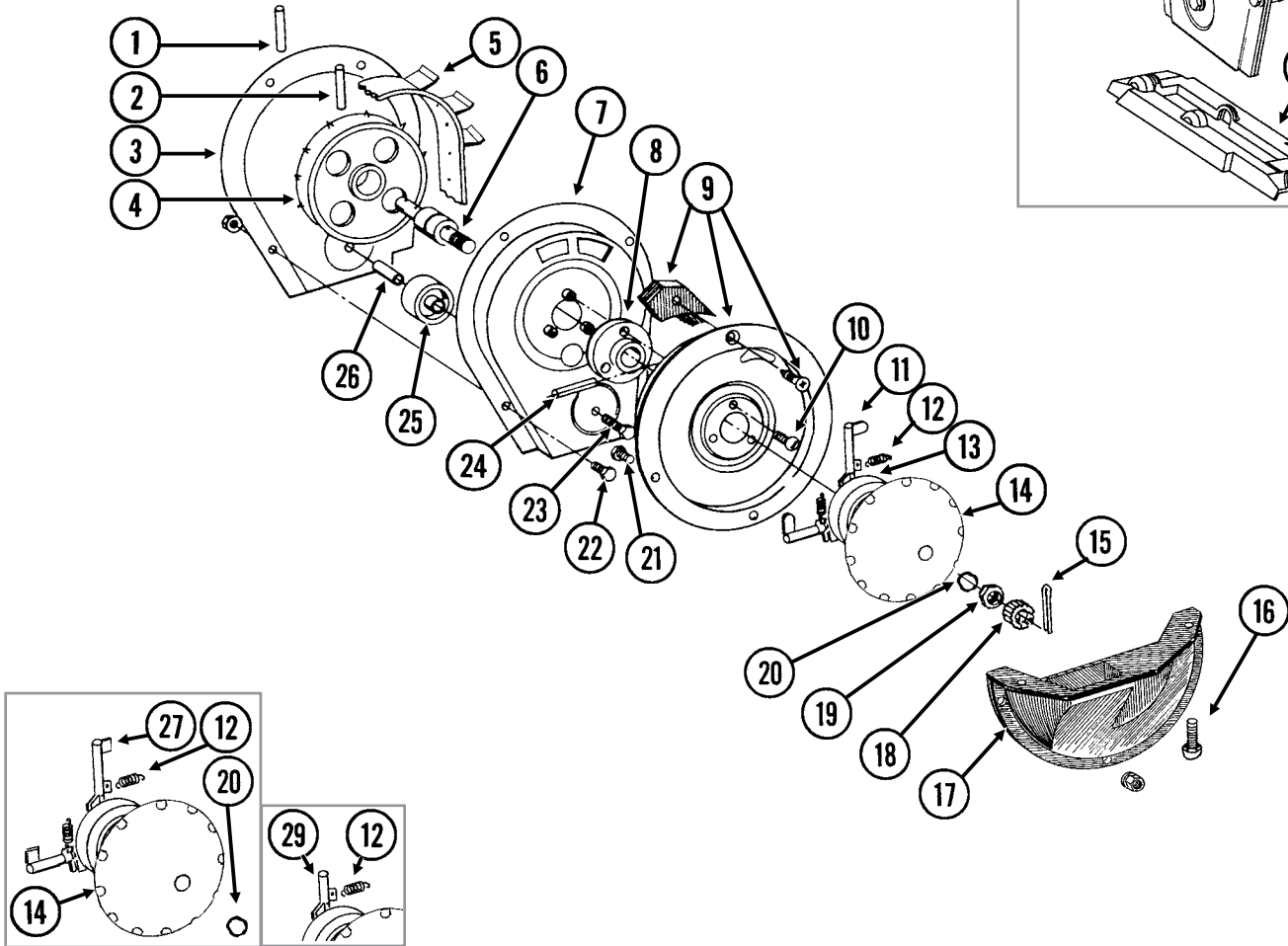
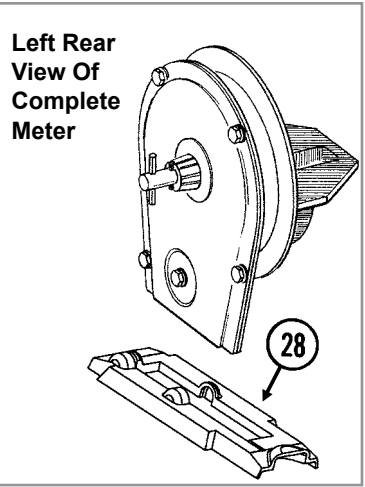
ITEM	PART NO.	QTY. (Per Row)	DESCRIPTION
1	GD1065	1	Idler Spring
2	GD7318	1	Sleeve, 1" Long
3	G10201	1	Special Washer, 3/8" x 1 1/2" O.D.
4	GD1026	1	Sleeve, 1 3/16" Long
5	GD11962	1	Idler
6	G11387	1	Flat Washer, 3/8" SAE
7	G10326	1	Hex Head Cap Screw, 3/8"-16 x 3 3/4"
8	G10108	1	Lock Nut, 3/8"-16

(METR12/RU87e)



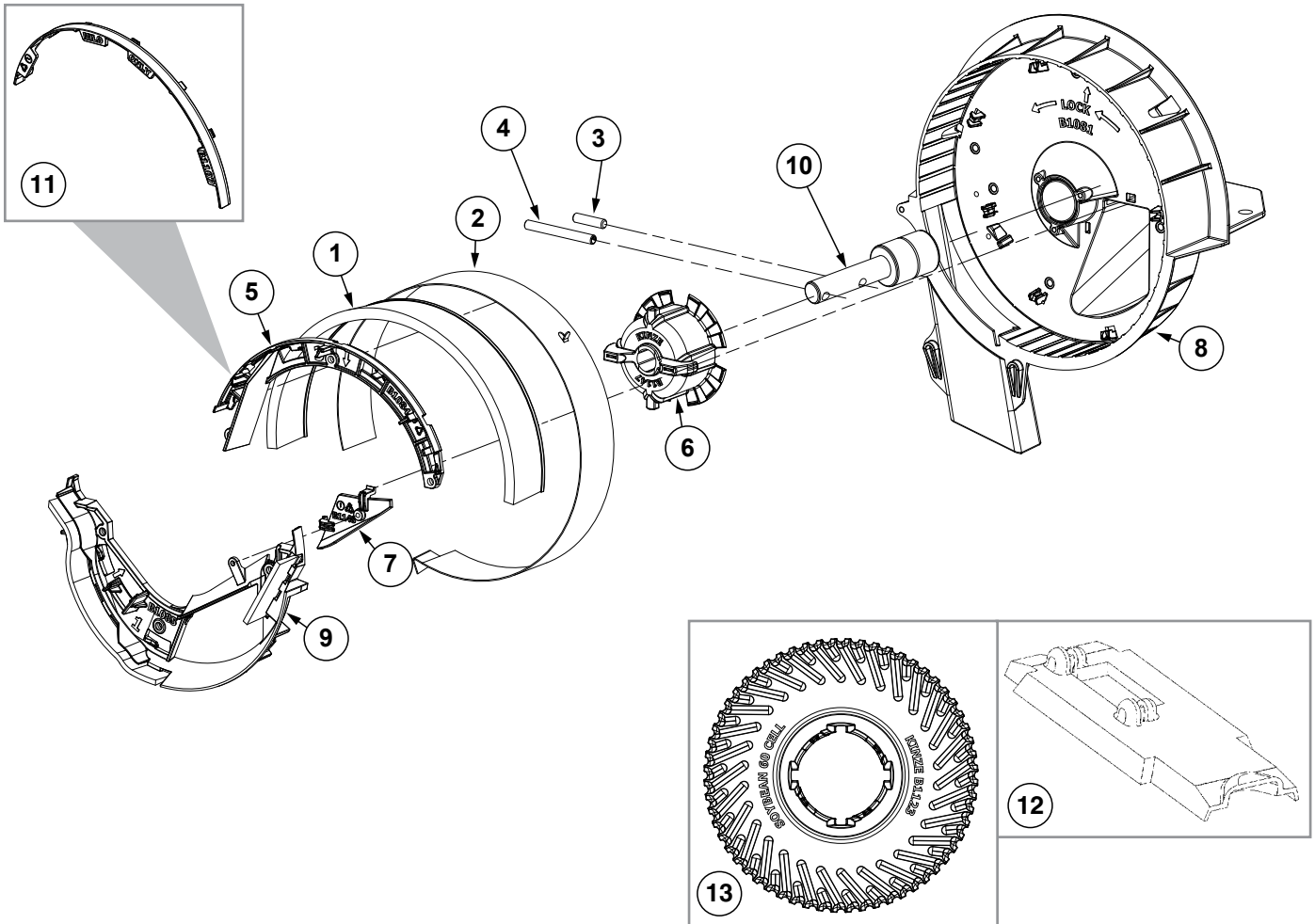
ITEM	PART NO.	QTY.	DESCRIPTION
1	GD11279	1	Lid
2	GA24873	1	Seed Hopper (Vacuum)
	GD12561	-	Threaded Insert, 5/16"-18
3	GA9714	1	Seed Hopper, Reinforced (Mechanical)
	GD12561	-	Threaded Insert, 5/16"-18

RUA015/RUA056/RUA057(RU13k/RU13d)



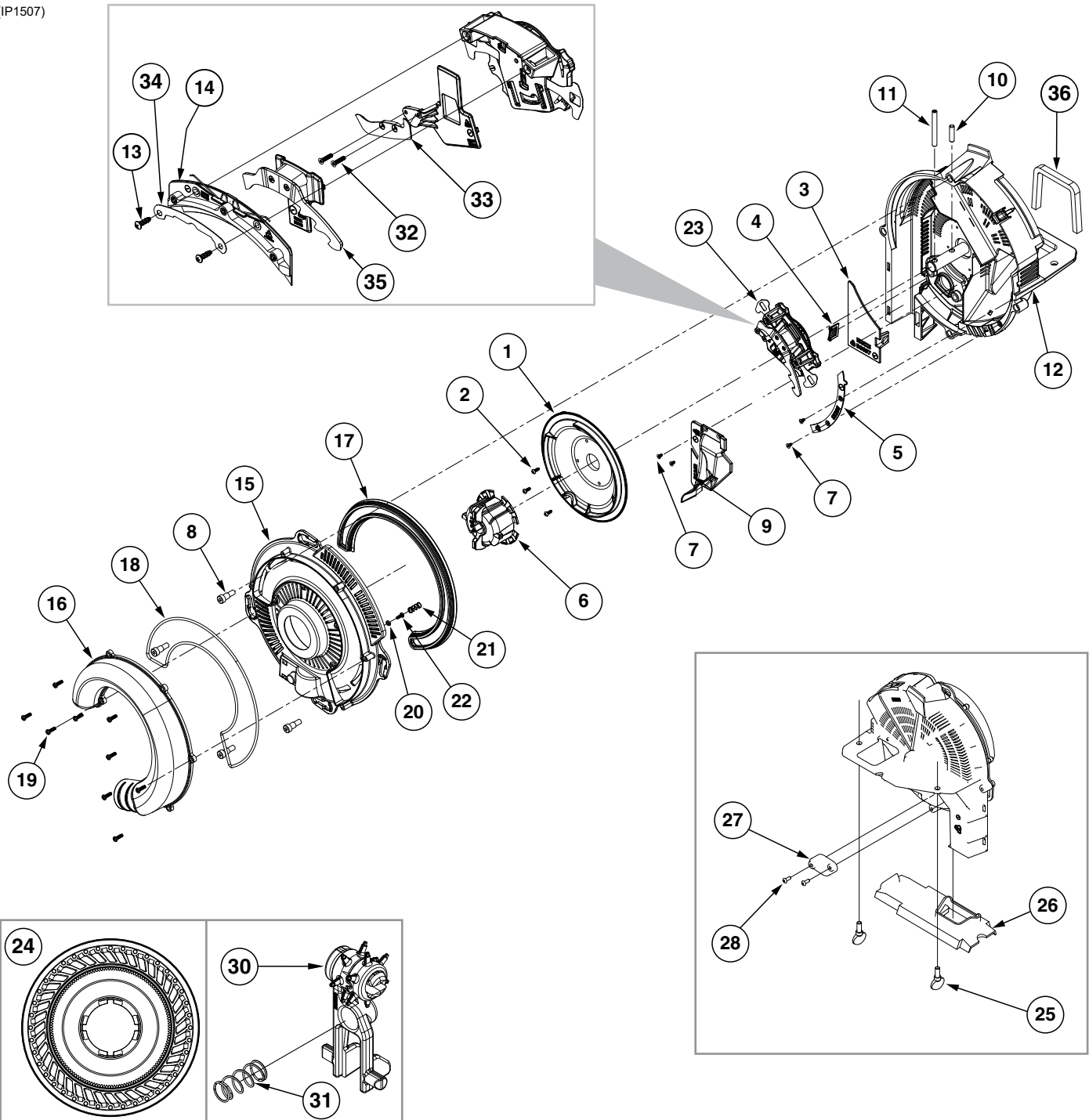


ITEM	PART NO.	QTY. (Per Row)	DESCRIPTION
1	G10602	1	Spring Pin, 1/4" x 1 1/2"
2	G10604	1	Spring Pin, 3/16" x 1 1/2"
3	G10429301	1	Housing Cover
4	GD1041	1	Belt Drive Sprocket
5	GD11286	1	Seed Belt
6	GA2019	1	Bearing
7	G10429101	1	Conveyor Housing
8	GB0110	1	Bearing Housing
9	GR1569	1	Carrier Plate W/Brush And Screw (Corn)
	GR0664	-	Carrier Plate W/Brush And Screw (Sunflower)
	GA2020	-	Brush
	G10690	-	Rolling Thread Screw, No. 10 x 3/4"
10	G10401	3	Slotted Hex Washer Head Screw, No. 10-32 x 5/8"
11	GD18704	12	Finger, Corn
12	GD19790	12	Spring
13	GB0410	1	Cam
14	GD11528	1	Finger Holder
15	G10470	1	Cotter Pin, 5/32" x 1"
16	G11009	2	Locking Thumbscrew, 5/16"-18 x 3/4"
17	GD36922	1	Seed Baffle
18	GD1083	1	Cover Nut
19	G10500	1	Jam Nut, 5/8"-18 UNF
20	GD11315	1	Wave Washer, 5/8" (Triple Wave)
21	G10020	3	Hex Head Cap Screw, 1/4"-20 x 5/8"
	G10323	3	Hex Flange Nut, 1/4"-20, No Serrations
22	G10022	4	Hex Head Cap Screw, 1/4"-20 x 1/2"
	G10621	4	Serrated Flange Nut, 1/4"-20
23	G10021	1	Hex Head Cap Screw, 1/4"-20 x 1 1/2"
	G10621	1	Serrated Flange Nut, 1/4"-20
24	G10603	1	Spring Pin, 1/4" x 1 1/4"
25	GD1042	1	Idler
26	GB0120	1	Bushing, 1 7/64" I.D. x 1 1/32" Long
27	GD19333	12	Finger, Oil Sunflower
28	GD15698	1	Shank Cover, Finger Pickup Seed Meter
29	GD11787	-	Half Rate Blank Finger
A	GR1848	-	Finger Assembly, Corn (Items 11-14 And 20)
B	GR2154	-	Finger Assembly, Oil Sunflower (Items 12, 14, 20, 27 And 30)
C	700-01078	-	Corn Meter Assembly (Items 1-26 and 28)



ITEM	PART NO.	QTY. (Per Row)	DESCRIPTION
1	GA5699	1	Upper Brush
2	GD8778	1	Wear Strip
3	G11448	1	Pin, 1/4" x 1"
4	G10475	1	Spring Pin, 1/4" x 2 1/4"
5	GB1084	1	Upper Brush Retainer (Used W/Soybean and Wheat Discs)
6	GB1147	1	Disc Hub
7	GB1148	1	Lower Retainer Wall
8	G10478101	1	Brush Meter Housing
9	GA24956	1	Lower Brush Retainer Assembly
	G10266501	1	Lower Brush Retainer (Included W/GA24956)
	GD34021-02	1	Brush, 6" (Included W/GA24956)
	GD35784-01	1	Brush, 2" (Included W/GA24956)
10	GA5698	1	Bearing
11	GB1107	-	Upper Brush Retainer (Used W/Milo/Grain Sorghum Discs)
12	GD15699	1	Shank Cover, Brush-Type Seed Meter
13	GB1123		Seed Disc, Soybean, 60 Cell, Black Color-Coded
	GB1171		Seed Disc, Soybean, 54 Cell, Dark Gray Color-Coded
	GB1124		Seed Disc, Soybean, 48 Cell, Dark Blue Color-Coded
	GB1130		Seed Disc, Small Milo/Grain Sorghum, 30 Cell, Orange Color-Coded
	GB1131		Seed Disc, Large Milo/Grain Sorghum, 30 Cell, Light Blue Color-Coded
	GB1132		Seed Disc, High Rate Small Milo/Grain Sorghum, 60 Cell, Red Color-Coded
	GB1133		Seed Disc, High Rate Large Milo/Grain Sorghum, 60 Cell, Yellow Color-Coded
	GB1134		Seed Disc, Wheat, 54 Cell, Purple Color-Coded
A	700-01339	-	Brush Meter 2.0 (Items 1-11)

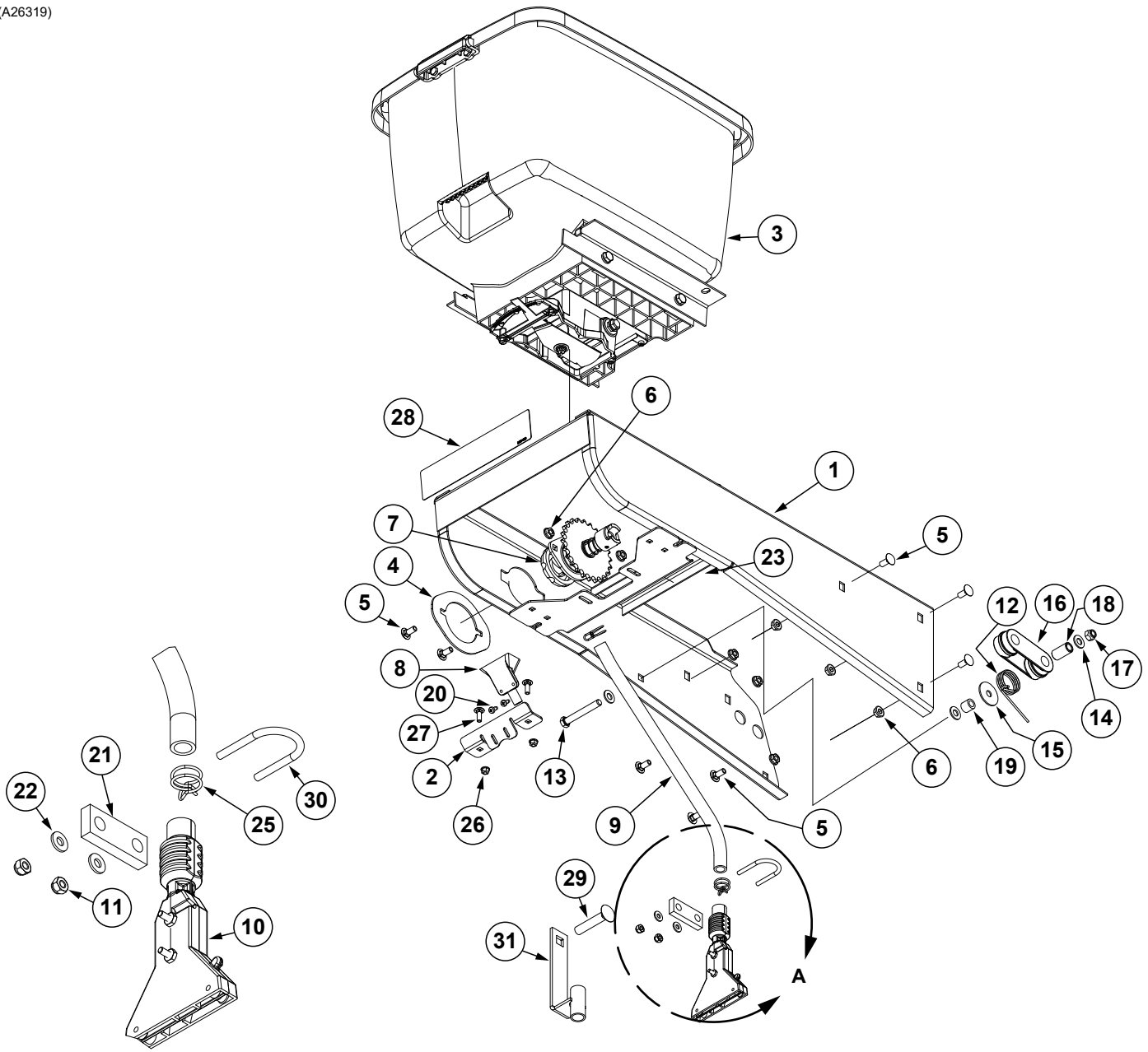
(IP1507)



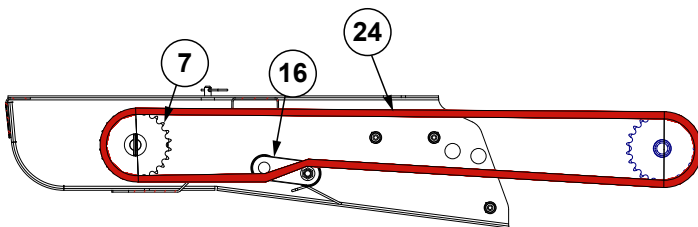
ITEM	PART NO.	QTY.	DESCRIPTION
1	GB0815	1	Shield
2	G11965	3	Torx Pan Head Tapping Screw, No. 6-19 x 3/8"
3	GB0697	1	Chute Cover
4	GB0780	1	Brush
5	GB0823	1	Baffle
6	GB1147	1	Disc Hub
7	G11618	4	Torx Flat Head Tapping Screw, No. 6-19 x 1/4"
8	G11172	4	Hex Socket Head Shoulder Screw, 1/4"-20 x 3/8", Stainless Steel

ITEM	PART NO.	QTY.	DESCRIPTION
9	GA24878	1	Baffle Assembly
10	G11448	1	Pin, 1/4" x 1"
11	G10475	1	Spring Pin, 1/4" x 2 1/4"
12	GA24877	1	Meter Housing W/Bearing
13	G11578	2	Phillips Pan Head Tapping Screw, No. 8-18 x 1/2"
14	GA24676	1	Singulator Guide Assembly
15	GB0920	1	Cover
16	GB0818	1	Vacuum Port, Pull Row Unit
17	GB0676	1	Lip Seal
18	GD26593	1	Gasket Housing
19	G11556	9	Phillips Pan Head Tapping Screw, 6-19 x 1/2"
20	GB0907	1	Retainer Spring
21	G10483101	1	Compression Spring
22	G11619	1	Phillips Pan Head Tapping Screw, No. 6-19 x 3/8"
23	GA24752	1	Singulator Assembly (Includes Items 13 and 14)
24	G11043X	1	Seed Disc, Corn (40 Cell) Light Blue Color-Coded, Ejector Wheel, and Spring
	G11047X	-	Seed Disc, Soybean (120 Cell) Black Color-Coded, Ejector Wheel, and Spring
	G11045X	-	Seed Disc, Sugar Beets/Milo, Dark Orange Color-Coded, Ejector Wheel, and Spring
	G11044X	-	Seed Disc, Sunflower (40 Cell) Gray Color-Coded, Ejector Wheel, and Spring
	G11039X	-	Seed Disc, Cotton (60 Cell) Green Color-Coded, Ejector Wheel, and Spring
	G11040X	-	Seed Disc, Black Turtle, Navy Edible Bean and Popcorn (60 Cell) Brown Color-Coded, Ejector Wheel, and Spring
	G11041X	-	Seed Disc, Pinto, Great Northern Edible Beans, and Soybean (60 Cell) Dark Blue Color Coded, Ejector Wheel, and Spring
	GB1237	-	Anti-Static Blank Seed Disc
	GB1231	-	Blank Seed Disc
	G11048X	-	Seed Disc, Soybean (60 Cell) Black Color-Coded
	G11042X	-	Seed Disc, Wheat (54 Cell) Purple Color-Coded
25	G11009	2	Locking Thumbscrew, 5/16"-18 x 3/4"
26	GB0926	1	Shank Cover
27	GD28631	1	Cover Plate
28	G11281	2	Hex Button Head Cap Screw, 10-24 x 1/2"
29	---	---	---
30	GA19112	-	Ejector Arm, Corn
	G10483401	-	Ejector Arm, Soybean (120 Cell)
	GA19114	-	Ejector Arm, Sunflower
	GA19115	-	Ejector Arm, Beets/Milo
	G10484901	-	Ejector Arm, Black Turtle, Navy, Pinto, Great Northern Edible Bean, and Popcorn
	G10483201	-	Ejector Arm, Soybean (60 Cell)
	GA26989	-	Ejector Arm, Wheat
31	G10483101	-	Compression Spring
32	G11693	2	Torx Flat Head Machine Screw, No. 4-40 x 1/2"
33	GB0921	1	Lower Blade
34	GD29657	1	Retainer
35	GB0958	1	Outer Blade
36	GD34774	1	Meter Gasket
A	G9903X	-	Vacuum Meter Assembly, Pull Row Unit (Excludes Items 24 and 29-31)
B	G9897X	-	Vacuum Meter Assembly, Push Row Unit (Excludes Items 16, 24, and 30-31)
C	GA20622	-	Cover Assembly (Items 15-22)

(A26319)



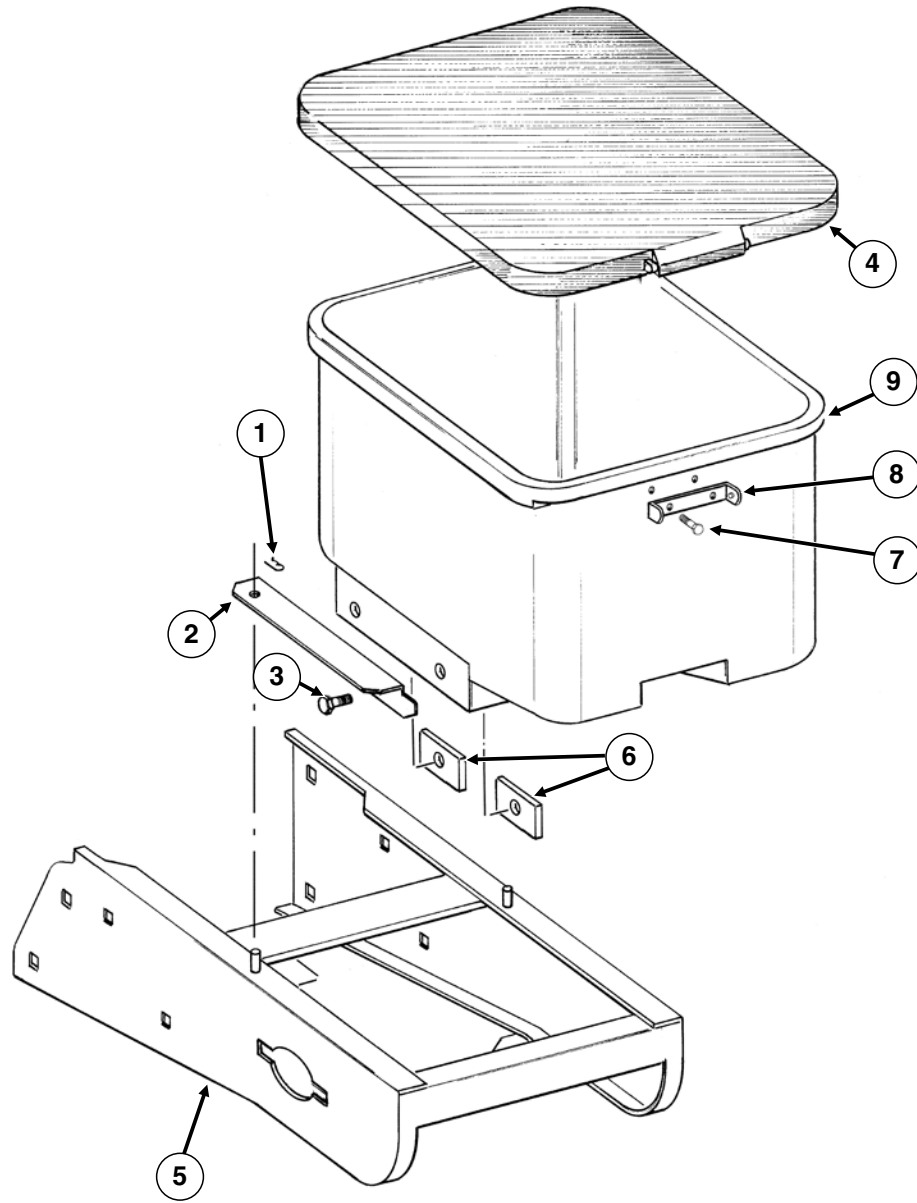
Detail A



Chain Routing

ITEM	PART NO.	QTY. (Per Row)	DESCRIPTION
1	GA26287	1	Hopper Panel Extension <b>(Non-Stock Item)</b>
2	GD36277	1	Funnel Bracket
3	---	-	<a href="#">See "Granular Chemical Hopper and Hopper Panel Extension" on page P29</a>
4	GD11305	1	Plate
5	G10312	8	Carriage Bolt, 5/16"-18 x 3/4"
6	G10620	8	Serrated Flange Nut, 5/16"-18
7	---	1	<a href="#">See "Granular Chemical Meter and Meter Drive" on page P30</a>
8	GD2423	1	Funnel
9	GD2947	1	Hose, 7/16" x 28"
10	GA6906	1	Slope-Compensating Bander W/Hardware (4 1/2" Band Width)
	G10864	1	Uni-Clamp (Included W/GA6907)
	G10757	2	Pan Head Screw, No. 10-32 x 1 1/4" (Included W/GA6907)
	G10758	2	Hex Nut, No. 10-32 (Included W/GA6907)
11	G10110	2	Lock Nut, 1/4"-20, Grade B
12	GD11219	1	Spring
13	G10325	1	Hex Head Cap Screw, 3/8"-16 x 2 3/4"
14	G11387	3	Flat Washer, 3/8" SAE
15	G10201	1	Special Washer, 3/8" x 1 1/2" O.D.
16	GD11962	1	Idler
17	G10108	1	Lock Nut, 3/8"-16
18	GD1026	1	Sleeve, 1 3/16" Long
19	GD2971-10	1	Sleeve, 9/16" Long
20	G10966	2	Phillips Head Self-Tapping Screw, No. 10 x 1/2"
21	GD10984	1	Spacer
22	G11385	2	Flat Washer, 1/4" SAE
23	G10670	2	Hair Pin Clip, No. 3
24	G3303-114	1	Chain, No. 41, 114 Pitch Including Connector Link (Mechanical)
	G3303-108	-	Chain, No. 41, 108 Pitch Including Connector Link (Vacuum)
	GR0196	1	Connector Link, No. 41
25	G11209	2	Wire Hose Clamp, 3/4"
26	G10621	2	Serrated Flange Nut, 1/4"-20
27	G10310	2	Carriage Bolt, 1/4"-20 x 3/4", Grade 2
28	---	-	<a href="#">See "Decals, Paint, and Miscellaneous" on page P179</a>
29	G10315	1	Carriage Bolt, 1/2"-13 x 2 1/2" (Replaces Existing 1/2" x 2 1/4" Hardware)
30	GD10963	1	U-Bolt, 1 1/2" x 1 5/16" x 1/4"-20
31	GA6741	1	Bracket (Straight Drop In-Furrow)

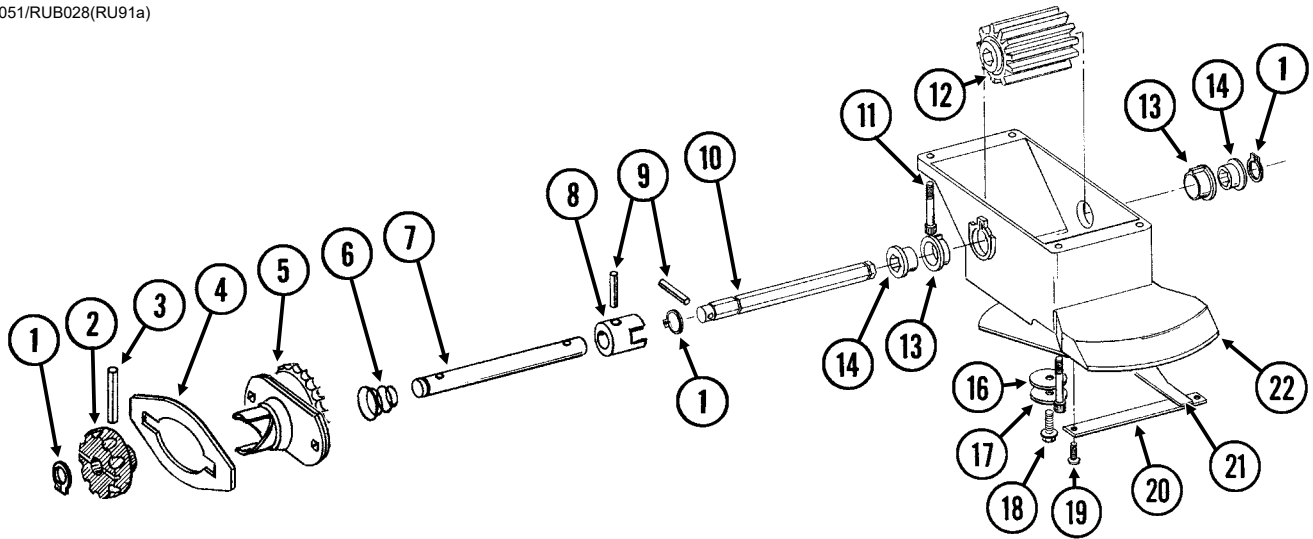
(METR14d)



ITEM	PART NO.	QTY. (Per Row)	DESCRIPTION
1	G10670	2	Hair Pin Clip, No. 3
2	GD1059L	1	Support, L.H. (Shown)
	GD1059R	1	Support, R.H.
3	G10002	4	Hex Head Cap Screw, 3/8"-16 x 3/4"
	G10229	4	Lock Washer, 3/8"
4	GA4444	1	Lid
5	GA26287	1	Hopper Panel Extension ( <b>Non-Stock Item</b> )
6	GD11424	4	Block
7	G10023	2	Hex Head Cap Screw, 1/4"-20 x 3/4"
	G10621	2	Serrated Flange Nut, 1/4"-20
8	GD1060	1	Hinge
9	GA8371	1	Hopper



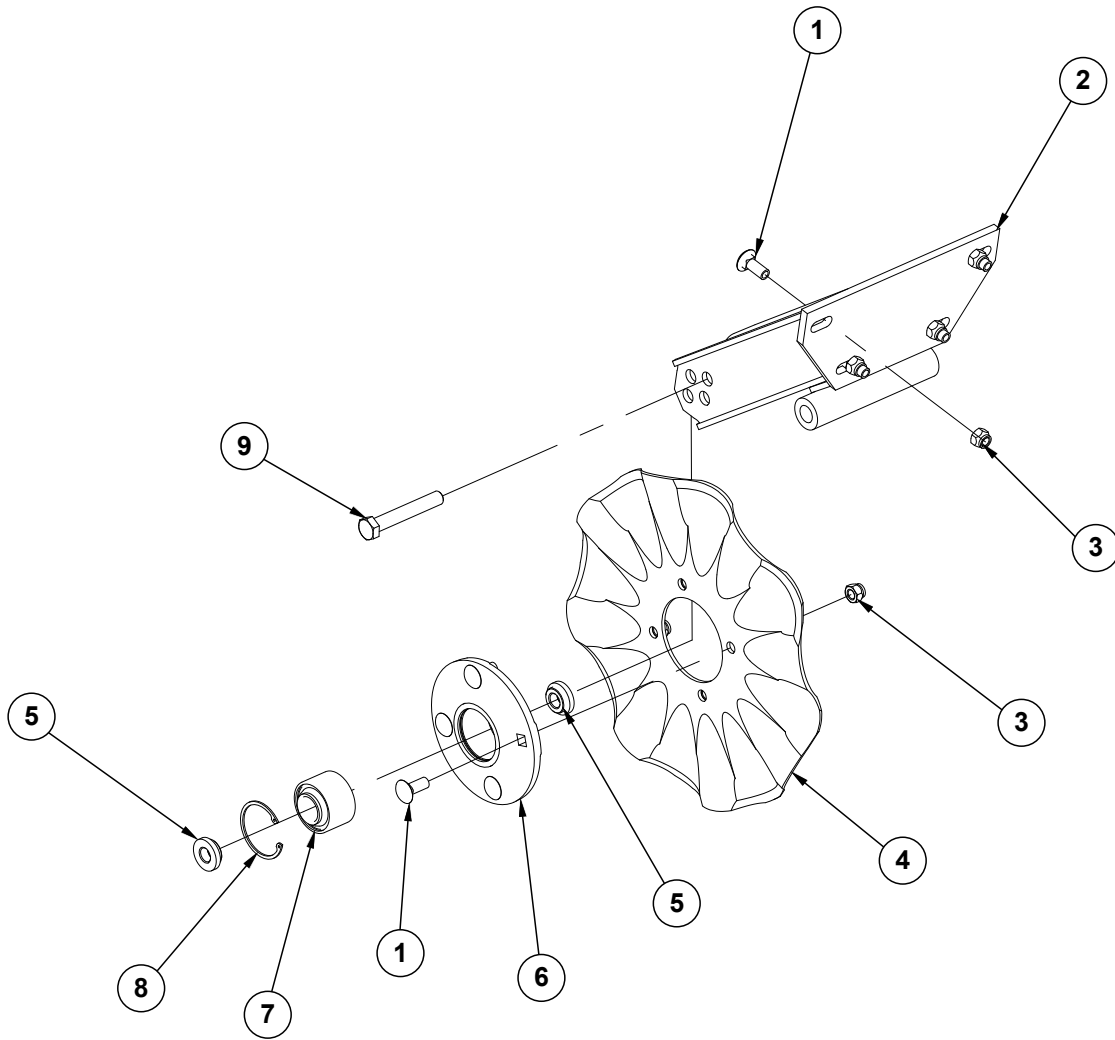
RUA051/RUB028(RU91a)



ITEM	PART NO.	QTY. (Per Row)	DESCRIPTION
1	G10567	3	External Retaining Ring, 5/8"
2	GD11239	1	Knob
3	G10602	1	Spring Pin, 1/4" x 1 1/2"
4	---	-	<a href="#">See "Granular Chemical Hopper and Hopper Panel Extension" on page P29</a>
5	GA8364	1	Sprocket and Bearing, Drive Clutch, 24 Tooth
6	GD11413	1	Spring
7	GD11240	1	Shaft
8	GB0278	1	Coupler
9	G10546	2	Spring Pin, 3/16" x 1 1/4"
10	GD11297	1	Shaft
11	G11793	4	Hex Socket Head Cap Screw, No. 10-24 x 7/8"
12	GD7148	1	Feed Roller, Hex Bore
13	GB0115	2	Bearing
14	GD7258	2	Hex Bushing
15	---	-	---
16	G10660	1	Wave Washer, 1/2"
17	G11385	1	Flat Washer, 1/4" SAE
18	G10570	1	Slotted Hex Self-Tapping Screw, 1/4"-20 x 3/4"
19	G11073	2	Slotted Hex Self-Tapping Screw, No. 10 x 3/8"
20	GD1061	1	Support Strap
21	GD1063	1	Metering Gate
22	GB0116	1	Granular Housing
A	GA8326	-	Granular Chemical Meter Complete (Items 1, 9, 10, 12-14 and 16-22)
B	GA8366	-	Granular Chemical Meter Clutch (Items 1-3 and 5-9)

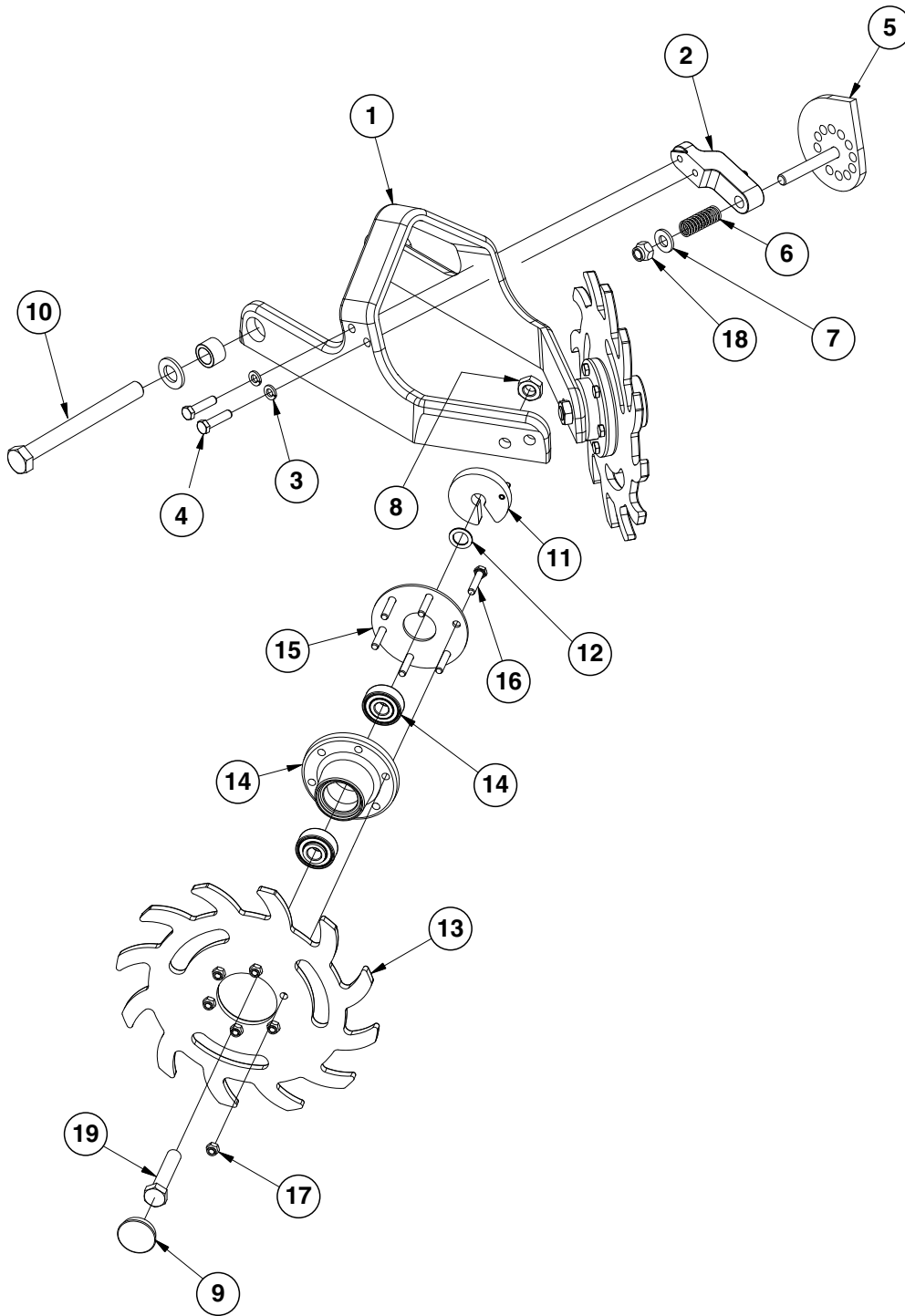
**This page left blank intentionally.**

(IP1279)

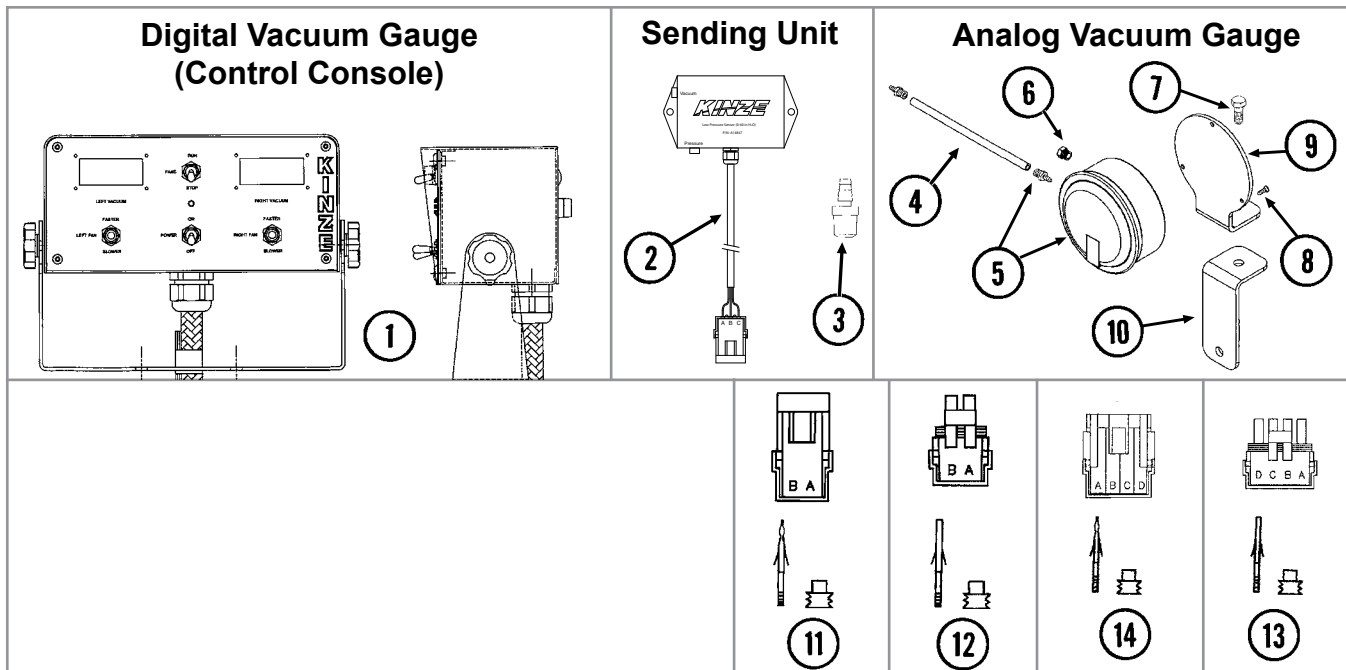


ITEM	PART NO.	QTY. (Per Row)	DESCRIPTION
1	G10636	8	Carriage Bolt, 1/2"-13 x 1 1/2"
2	GA24239	1	Arm
3	G10111	8	Lock Nut, 1/2"-13
4	GD7803	1	Disc Blade, Fluted, 1", 8 Flutes (Shown)
	GD7804	-	Disc Blade, Bubbled, 1"
	GD9254	-	Disc Blade, Fluted, 3/4", 13 Flutes
5	GD11677	2	Adapter
6	GA8641	1	Hub W/Bearing And Retaining Ring (Includes items 7 and 8)
7	GA8603	1	Bearing, Double Row
8	GD19292	1	Retaining Ring (Square), 2 7/16"
9	G10036	1	Hex Head Cap Screw, 5/8"-11 x 4"
	G10107	1	Lock Nut, 5/8"-11

(IP1468)

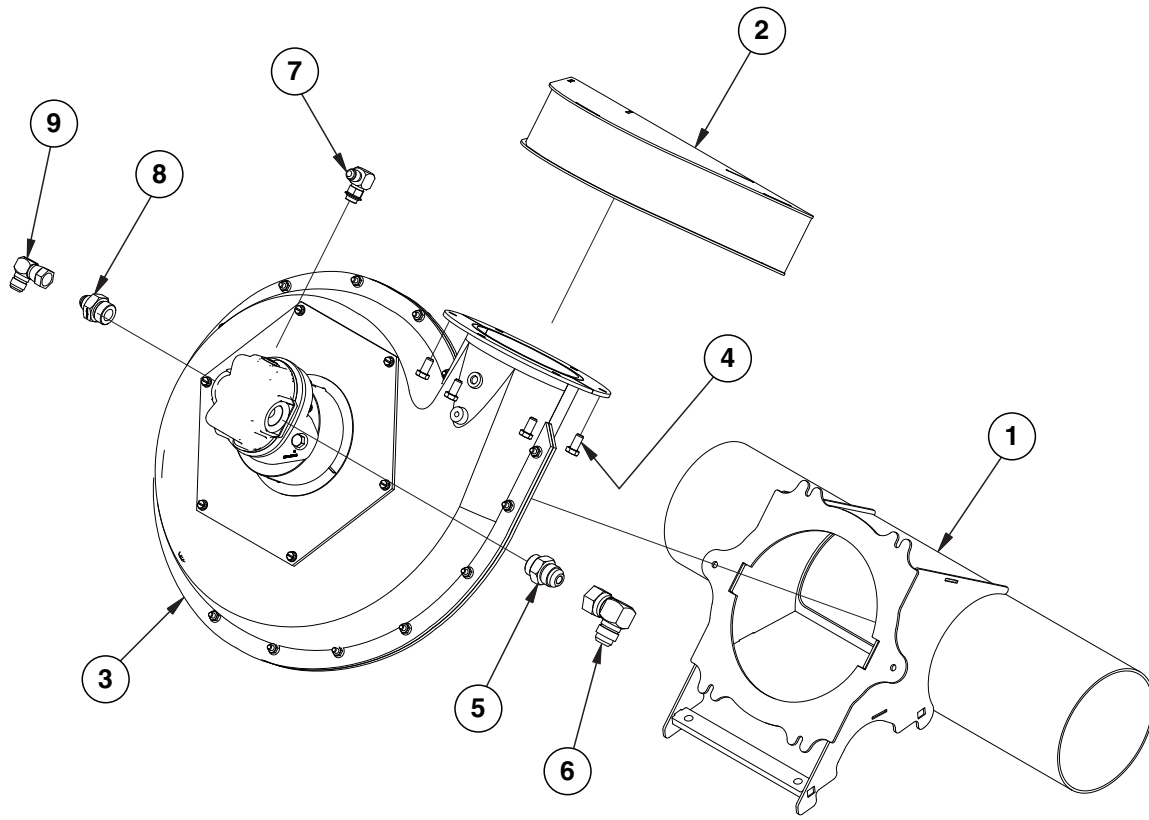


ITEM	PART NO.	QTY. (Per Row)	DESCRIPTION
1	GB0464	1	Residue Wheel Mount
2	GD26973	1	Cam Locking Pin
3	G10229	2	Lock Washer, 3/8"
4	G10004	2	Hex Head Cap Screw, 3/8"-16 x 1 1/4"
5	GA27038	1	Cam
6	GD10519	1	Spring
7	G11389	1	Flat Washer, 1/2" Plated SAE
8	G10503	2	Hex Jam Nut, 5/8"-11, Grade 2
9	GD1132	2	Dust Cap
10	G11236	1	Hex Head Cap Screw, 3/4"-10 x 10 1/2"
	G11392	2	Flat Washer, 3/4" SAE
	GB0383	2	Bushing, 1 1/8" O.D. x 25/32" I.D. x 3/4" Long
	G11228	1	Lock Nut, 3/4"-10
11	GA8760	2	Weed Guard W/Spring Pin
	G10765	-	Spring Pin, 1/4" x 1"
12	GD30725	4	Machine Bushing, 5/8" (.030" Thick)
13	GB0387	2	Wheel, 12 Tine, 3/8" x 12"
14	GA5654	2	Hub W/Bearings
	GA2014	-	Bearing
15	GD9724	2	Backing Plate
16	G10133	12	Hex Head Cap Screw, 5/16"-18 x 1 1/2"
17	G10109	12	Lock Nut, 5/16"-18, Grade 8
18	G10974	1	Lock Nut W/Nylon Insert, 1/2"-13
19	G10010	2	Hex Head Cap Screw, 5/8"-11 x 3"
A	GA12235	-	L.H. Residue Wheel (Items 13-17)
B	GA12236	-	R.H. Residue Wheel (Items 13-17)



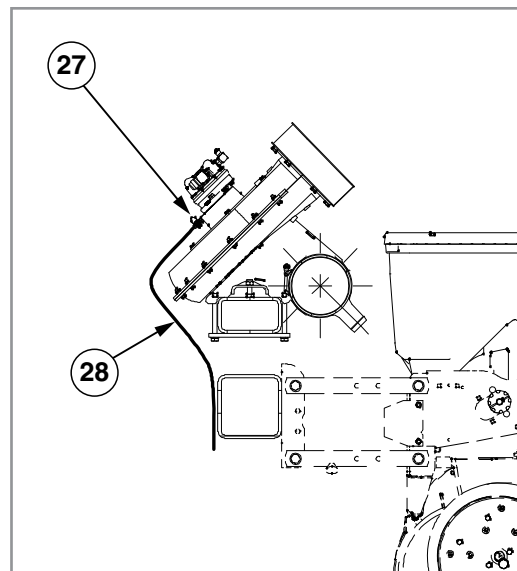
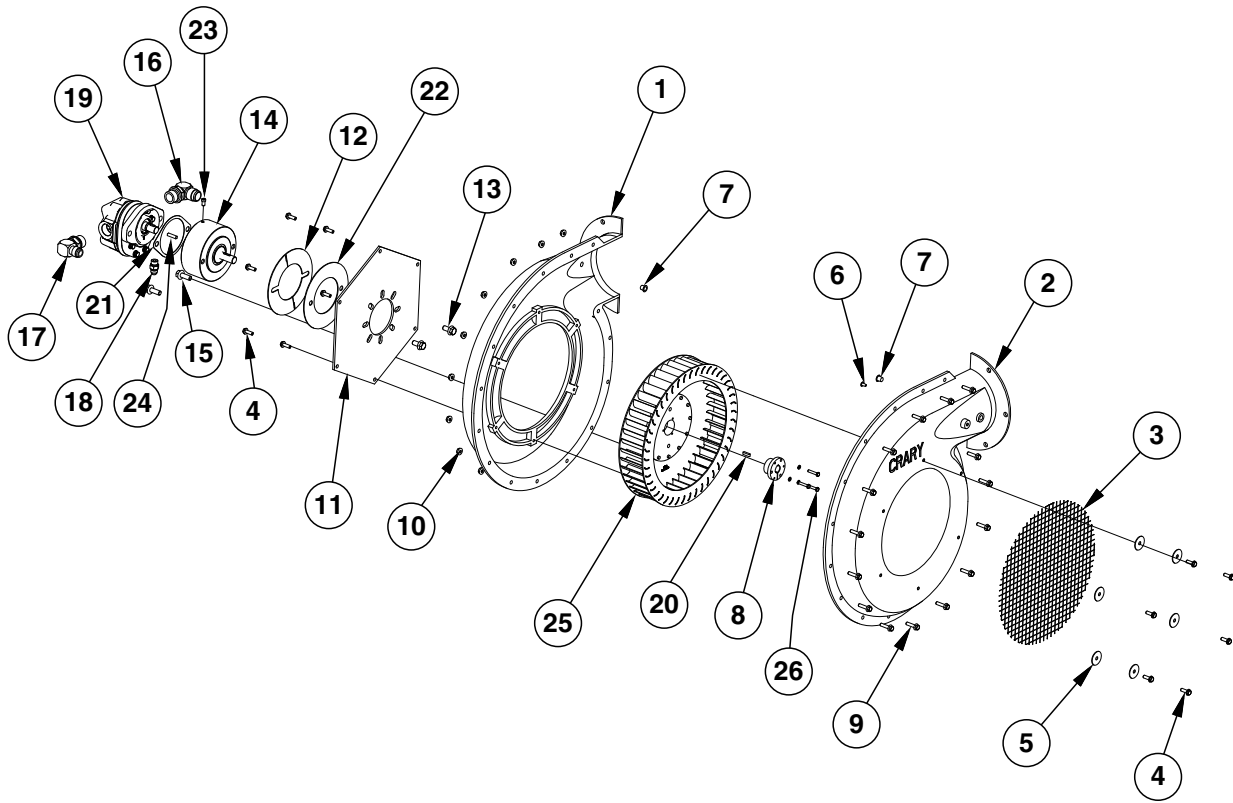
ITEM	PART NO.	QTY.	DESCRIPTION
1	G8081X	1	Backlite Control Console Assembly W/Mounting Brackets, Harness W/Dust Cap And Power Cable
	GD14640	-	Mounting Bracket
	GA6975	-	Knob
	GD2829	-	Fuse, 15 Amp, Type AGC
2	GA14847	1	Low Pressure Sensor (0-40 IN H <sub>2</sub> O)
	GD17151-20	-	Tubing, ¼" x 10'
	GA9964	-	Strain Relief
3	GR1736	1	Hose Barb, ⅛" Male NPT To Barb
4	GD15849-02	1	Clear Tube, ⅝" O.D. x ⅜" I.D. x 120"
5	GA21406	1	Pressure Gauge W/Hose Barb
	GR1777	-	Hose Barb, ⅛" Male NPT To ⅜" Barb
6	GA10799	1	Breather, ⅛" Male NPT
7	G10001	1	Hex Head Cap Screw, ⅜"-16 x 1"
	G11387	1	Flat Washer, ⅜" SAE
	G10108	1	Lock Nut, ⅜"-16
8	G11215	3	Hex Flat Head Cap Screw, No. 6-32 x ⅜", Grade 8
9	GD15804	1	Mount
10	GD15803	1	Support
11	G1K321	-	2-Pin Female Connector Kit (Black), Includes: (3) 2-Pin Female Housings, (6) Pin Contacts, (6) Seals
12	G1K320	-	2-Pin Male Connector Kit (Black), Includes: (3) 2-Pin Male Housings, (6) Socket Contacts, (6) Seals
13	GA8329	1	4-Pin Male Connector Kit, Includes: (1) 4-Pin Male Housing, (4) Seals, (4) Sockets
14	GA8328	-	4-Pin Female Connector Kit, Includes: (1) 4-Pin Female Housing, (4) Seals, (4) Pin Contacts

(IP1428)



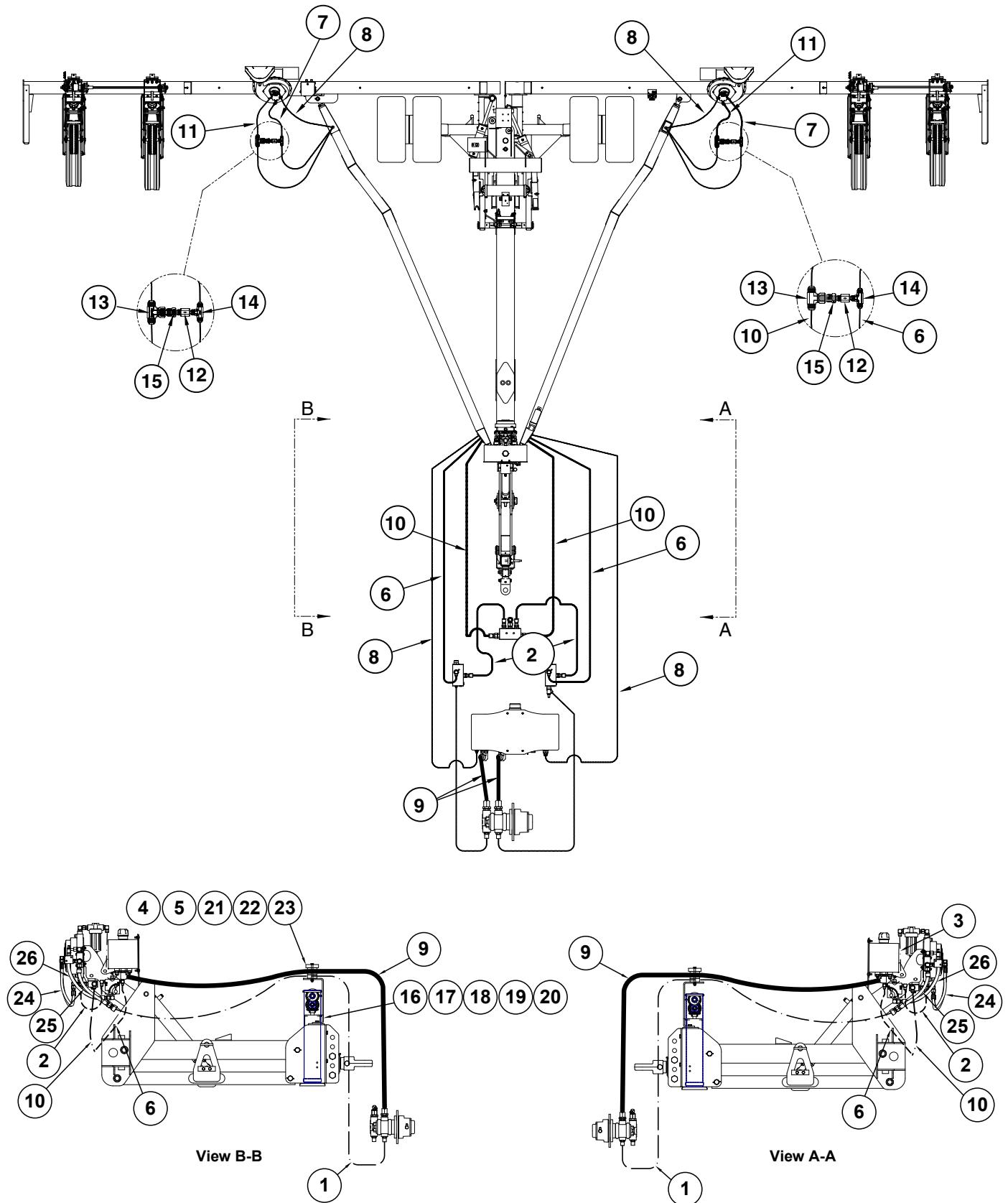
ITEM	PART NO.	QTY.	DESCRIPTION
1	GA16654	1	Fan Mount
2	GA16817	1	Fan Baffle
3	---	1	<a href="#">See "Vacuum Fan Assembly, 24 Row 20" and 24 Row 22" on page P38</a>
4	G10002	6	Hex Head Cap Screw, 3/8"-16 x 3/4"
5	G6400-12	1	Connector, W/O-Ring, 1 1/16"-12 Male JIC To O-Ring
6	G6500-12	1	Swivel Elbow, 90°, 1 1/16"-12 Male JIC To Female
7	G6801-06 GR1037	1 -	Elbow W/O-Ring, 90°, 9/16"-18 Male JIC To O-Ring O-Ring
8	G6400-08-12	1	Connector, W/O-Ring, 3/4"-16 Male JIC to 1 1/16"-12 O-Ring
9	G6500-08	1	Swivel Elbow, 90°, 3/4"-16 Male JIC To Female

(IP1304)





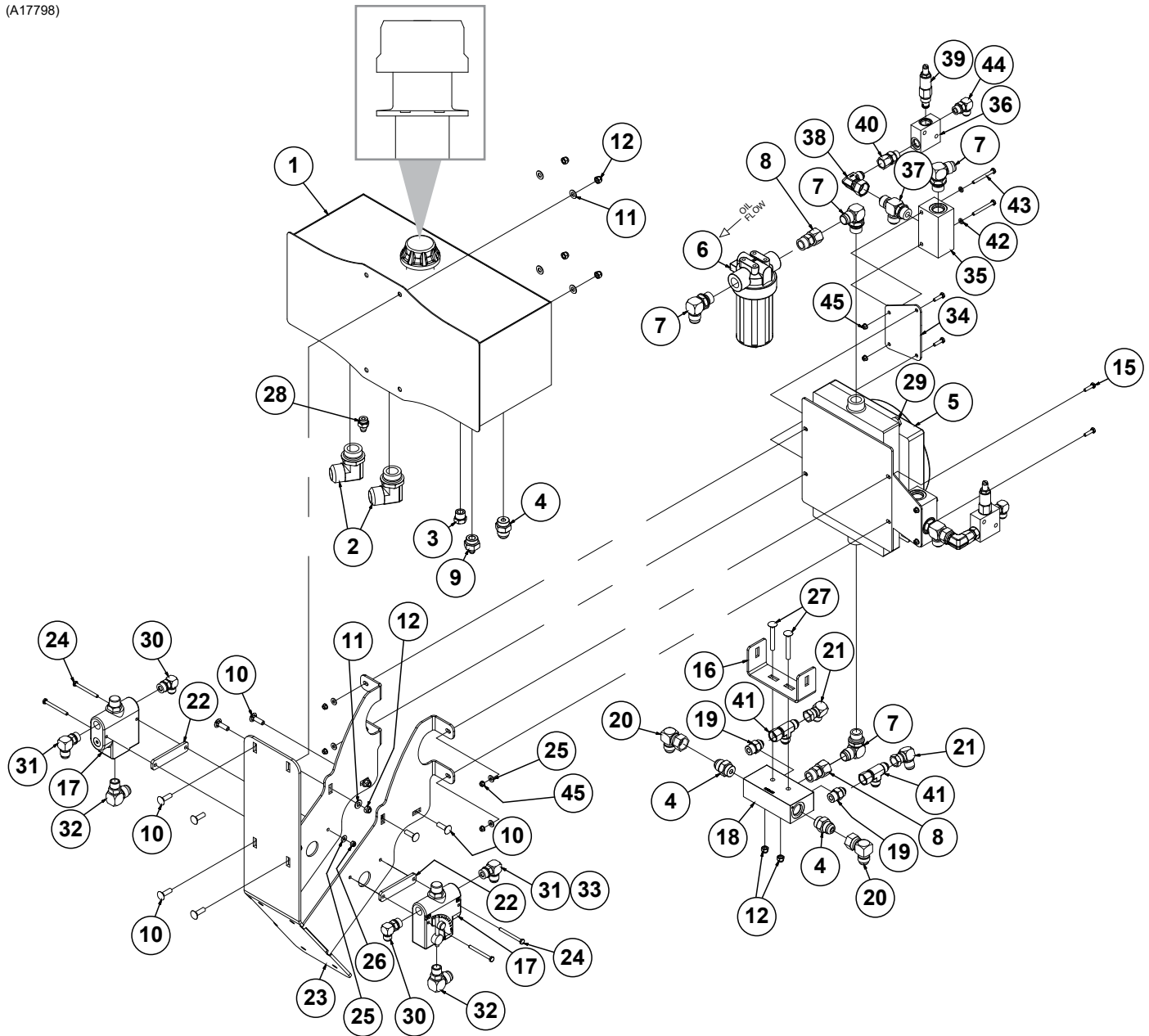
ITEM	PART NO.	QTY.	DESCRIPTION
1	GR1971	1	Flanged Inner Case
2	GR1970	1	Flanged Outer Case
3	GR1967	1	Screen
4	G10988	12	Hex Non-Serrated Flange Cap Screw, ¼"-20 x ¾"
5	GR1977	6	Fender Washer, ¼"
6	GR1978	1	Plastic Plug, ¼"
7	GR1979	2	Plastic Plug, 7/16"
8	GR1961	1	Bushing, 5/8"
9	G10409	15	Hex Serrated Flanged Cap Screw, ¼"-20 x 1"
10	G10621	15	Serrated Flange Nut, ¼"-20
11	GR1969	1	Backing Plate
12	GR1968	1	Cover Plate
13	G11123	2	Hex Serrated Flange Cap Screw, 3/8"-16 x 3/4"
14	GA25388	1	Overhung Load Adapter
	GD20928	-	Bearing (Included W/GA25388)
15	G11124	2	Hex Serrated Flange Cap Screw, 3/8"-16 x 1"
16	G6801-12	1	Elbow W/O-Ring, 90°, 1 1/16"-12 Male JIC To O-Ring
17	G6801-10-12	1	Elbow W/O-Ring, 90°, 7/8"-14 Male JIC To 1 1/16"-12 O-Ring
18	G6400-06	1	Connector W/O-Ring, 9/16"-18 Male JIC To O-Ring
19	GA17287	1	Hydraulic Motor
20	GD21300	1	Key Stock, 3/16" x 3/4"
21	GD30882	1	2-Bolt Mount Gasket
22	GD25644	1	Cover Plate
23	GD31305	1	Plug
24	GR2000	1	Hydraulic Motor Key
25	GR2109	-	Impeller
26	G11518	3	Hex Head Machine Screw, #10-24 x 1"
	G10243	3	Washer, No. 10 SAE
27	GD6279-05	-	Tubing, 3/8" x 60"
28	G10681	-	Hose Clamp, No. 6
A	GR1960	-	Bulk Fill Fan Motor Seal Kit
B	GA14573	-	Bulk Fill Fan Assembly (Flanged) (Items 1-7 and 9-12)



ITEM	PART NO.	QTY.	DESCRIPTION
1	*A11459	2	Hose Assembly, 5/8" x 123" (12F-12F)
2	*A12736	2	Hose Assembly, 1/2" x 32" (10F-10F)
3	*A3391	1	Hose Assembly, 3/4" x 44" (12F-12F)
4	G10980	1	Hex Head Cap Screw, 1/2"-13 x 5 1/2"
5	G10111	1	Lock Nut, 1/2"-13
6	*A12776	2	Hose Assembly, 1/2" x 252" (08F-08F)
7	*A12775	2	Hose Assembly, 1/2" x 48" (08F-08F)
8	*A12031	2	Hose Assembly, 3/8" x 284" (06F-06F)
9	*A11810-123	2	Hose Assembly, 1 1/4" x 123" (20F-20F)
	GD29518	-	Hose Reinforcement Spring
10	*A11461	2	Hose Assembly, 5/8" x 240" (12F-12F)
11	*A11460	2	Hose Assembly, 5/8" x 48" (12F-12F)
12	GA19432	2	Inline Check Valve
13	G6600-12	2	Swivel Tee, 1 1/16"-12 JIC
14	G2603-08	2	Tee, 3/4"-16 Male JIC
15	G2406-08-12	2	Reducer, 3/4"-16 JIC x 1 1/16"-12
16	GD16922	1	Support
17	G10006	2	Hex Head Cap Screw, 5/8"-11 x 2 1/4"
18	G11391	2	Flat Washer, 5/8" SAE
19	G10230	2	Lock Washer, 5/8"
20	G10104	2	Hex Nut, 5/8"-11
21	GD8188	1	Hose Clamp, 7/8" x 3" x 5 3/8"
22	GD17024	1	Hose Clamp, 2" x 3" x 4 3/4"
23	GD0740	1	Hose Clamp, 3/4" x 4" x 3 1/2"
24	*A12745	2	Hose Assembly, 1/2" x 22" (08F-10F)
25	*A21535-15	2	Hose Assembly, 5/8" x 15" (12F-12M JIC)
26	*A21547-25	2	Hose Assembly, 5/8" x 25" (12F-12F90S)

\* Hydraulic hose is not stocked by Kinze Repair Parts.

(A17798)

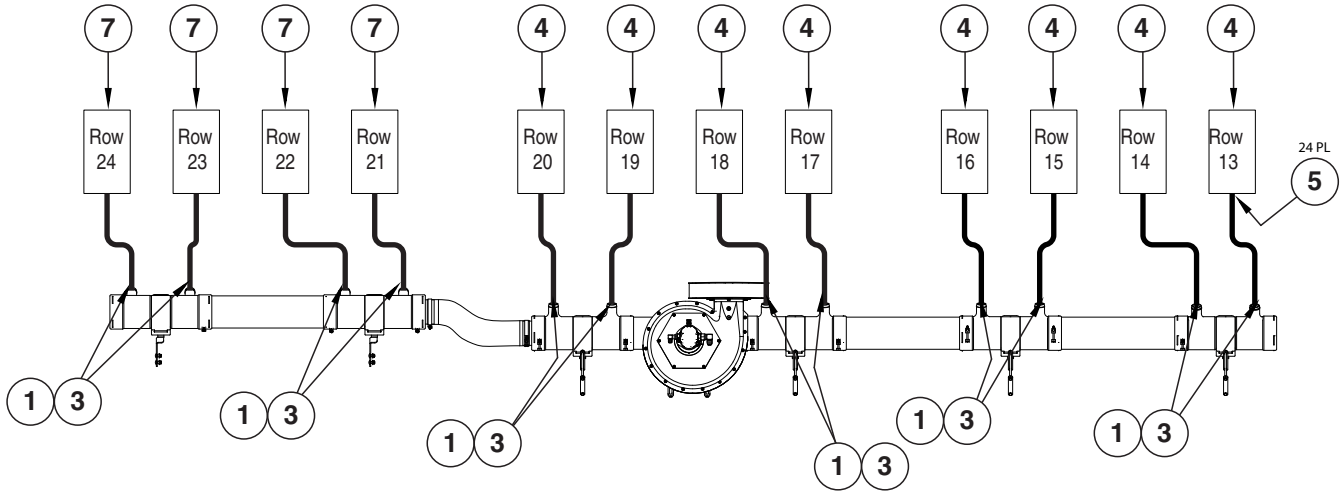
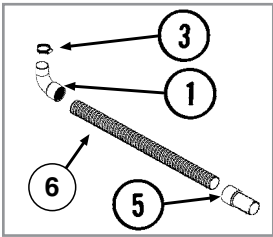


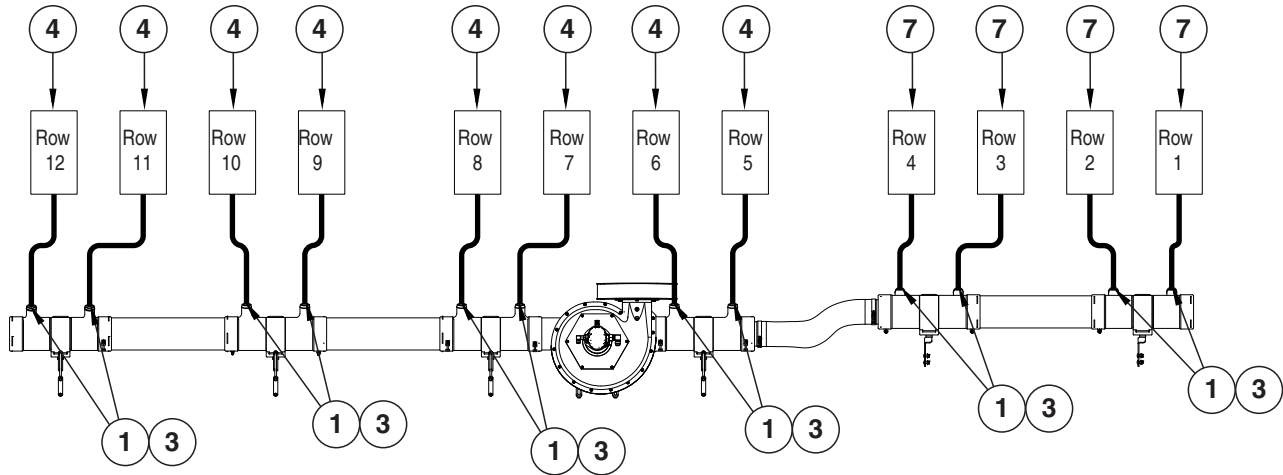
ITEM	PART NO.	QTY.	DESCRIPTION
1	GA27106 GA27102	1	Tank, 8 Gallon Breather
2	G6801-20	2	Elbow W/O-Ring, 90°, 1 $\frac{5}{8}$ "-12 Male JIC To O-Ring
3	G6408-10 GR1466	1 -	Plug W/O-Ring, $\frac{7}{8}$ "-14 O-Ring O-Ring
4	G6400-12 GR1467	3 -	Connector, W/O-Ring, 1 $\frac{1}{16}$ "-12 Male JIC To O-Ring O-Ring
5	GA17113 GR2180 GR2181 GA17115	1 - - 1	Fan and Cooler Fan Shroud 9" Fan Assembly Tempature Sensor
6	GA17114 GA18857	1 -	Filter Assembly Filter Element

ITEM	PART NO.	QTY.	DESCRIPTION
7	G6801-12 GR1467	3 -	Elbow W/O-Ring, 90°, 1 $\frac{1}{16}$ "-12 Male JIC To O-Ring O-Ring
8	G6402-12-12	2	Connector, 1 $\frac{1}{16}$ "-12 Female JIC
9	G6400-06-12	1	Connector, W/O-Ring, $\frac{9}{16}$ "-18 Male JIC To O-Ring
10	G10599	8	Carriage Bolt, $\frac{3}{8}$ "-16 x 1 $\frac{1}{4}$ "
11	G11387	8	Flat Washer, $\frac{3}{8}$ " SAE
12	G10108	10	Lock Nut, $\frac{3}{8}$ "-16
13	---	---	---
14	---	---	---
15	G10064	4	Hex Head Cap Screw, $\frac{1}{4}$ "-20 x 1"
16	GD24885	1	Hydraulic Block Mount
17	GA10918	2	Flow Control Valve
18	GD24884	1	Hydraulic Block
19	G6400-10 GR1466	2 -	Connector W/O-Ring, $\frac{7}{8}$ "-14 Male JIC To O-Ring O-Ring
20	G6500-12	2	Swivel Elbow, 90°, 1 $\frac{1}{16}$ "-12 Male JIC To Female
21	G6500-10	2	Swivel Elbow, 90°, $\frac{7}{8}$ "-14 Male JIC To Female
22	GD35372	2	Spacer
23	GA17448 G10599 G11387 G10108	1 2 2 2	Tank/Cooler Mount Carriage Bolt, $\frac{3}{8}$ "-16 x 1 $\frac{1}{4}$ " Flat Washer, $\frac{3}{8}$ " SAE Lock Nut, $\frac{3}{8}$ "-16
24	G10746	4	Hex Head Cap Screw, $\frac{1}{4}$ "-20 x 2 $\frac{3}{4}$ "
25	G11385	8	Flat Washer, $\frac{1}{4}$ " SAE
26	G10110	4	Lock Nut, $\frac{1}{4}$ "-20, Grade B
27	G10898	2	Carriage Bolt, $\frac{3}{8}$ "-16 x 2 $\frac{3}{4}$ "
28	G6400-06-08	1	Male Adapter, $\frac{9}{16}$ "-18 JIC x $\frac{1}{2}$ " NPT
29	GA17115	1	Temperature Sensor
30	G6801-08-10 GR1466	2	Elbow W/O-Ring, 90°, $\frac{3}{4}$ "-16 Male JIC To $\frac{7}{8}$ "-14 O-Ring O-Ring
31	G6801-10 GR1466	2	Elbow W/O-Ring, 90°, $\frac{7}{8}$ "-14 Male JIC To O-Ring O-Ring
32	G6801-12-10 GR1466	2	Elbow W/O-Ring, 90°. 1 $\frac{1}{16}$ "-12 Male JIC To $\frac{7}{8}$ "-14 O-Ring O-Ring
33	*A12736	1	Hydraulic Hose, $\frac{1}{2}$ " x 32" (10F-10F)
34	GD36896	2	Filter Bracket
35	GA26781 GR2311 GR2312	2 - -	PTO Filter Assembly Manifold Block Filter (Included W/GA26781) Manifold Cartridge Filter (Included W/GA26781)
36	GD14528	2	Valve Block
37	G6804-12 GR1467	2 -	Adjustable Tee W/O-Ring, 1 $\frac{1}{16}$ "-12 Male JIC To O-Ring O-Ring
38	G6500-10-12	2	Swivel Elbow, 90°, $\frac{7}{8}$ "-14 x 1 $\frac{1}{16}$ "-12
39	GA17426	2	Pressure Relief Valve (3000 PSI)
40	G6402-08-10	2	Adapter, $\frac{7}{8}$ "-14 Female JIC
41	G6602-10	2	Swivel Tee, $\frac{7}{8}$ "-14 JIC
42	G11328	4	Washer, $\frac{1}{4}$ "
43	G10403	4	Hex Head Cap Screw, $\frac{1}{4}$ "-20 x 2 $\frac{1}{2}$ "
44	G6801-08 GR1037	2 -	Elbow W/O-Ring, 90°, $\frac{3}{4}$ "-16 Male JIC To O-Ring O-Ring
45	G10621	8	Serrated Flange Nut, $\frac{1}{4}$ "-20

\* Hydraulic hose is not stocked by Kinze Repair Parts.

(IP1425)

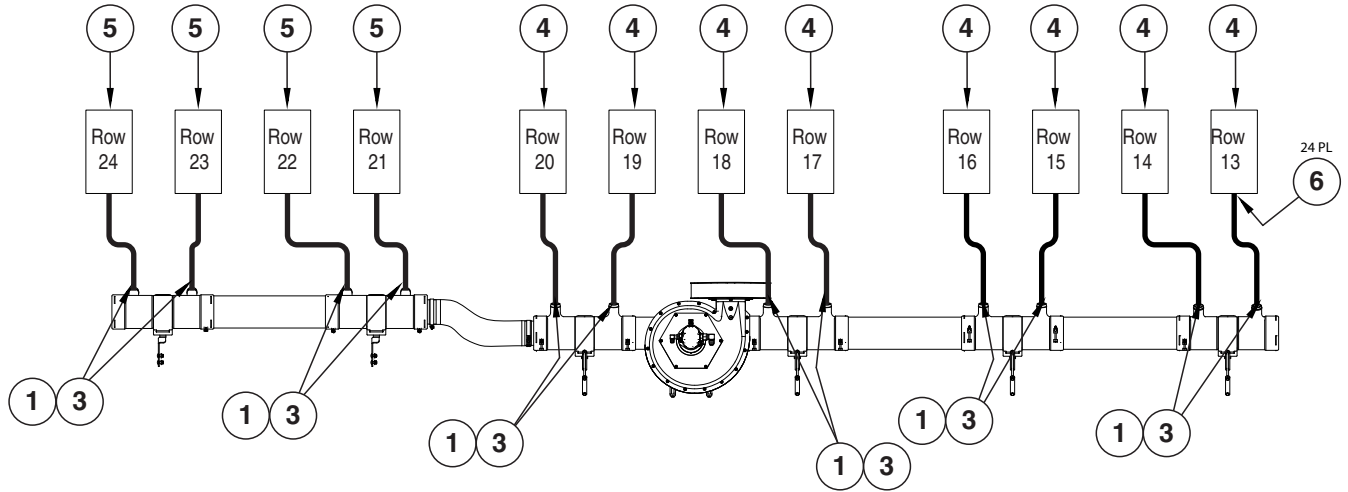
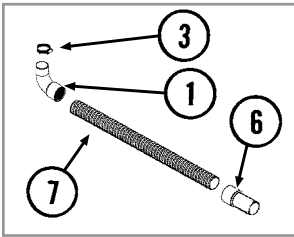




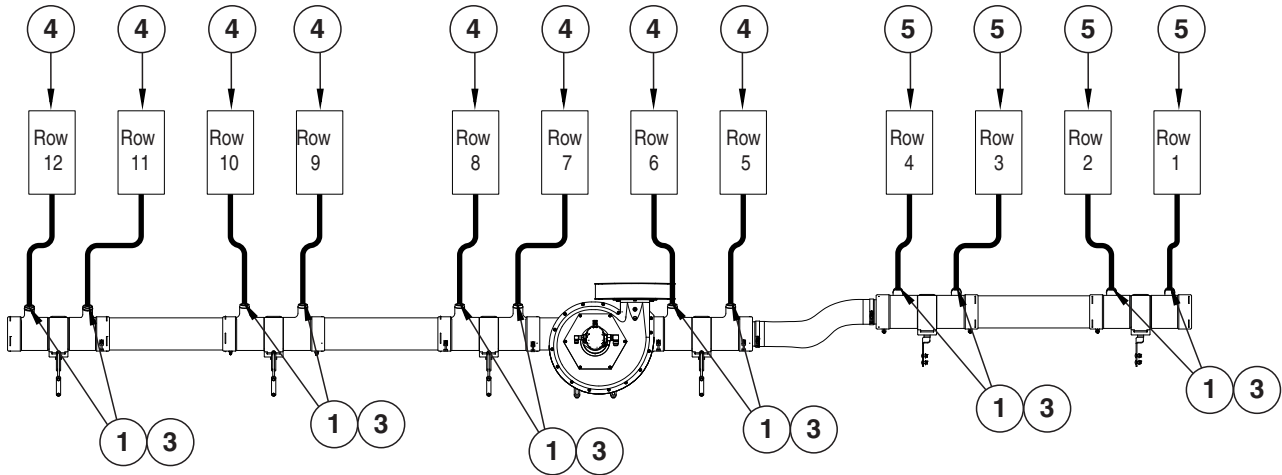
ITEM	PART NO.	QTY.	DESCRIPTION
1	GB1313	24	90° Elbow, 1½" Hose
2	---	---	---
3	G10676	24	Hose Clamp, No. 36, Stainless Steel
4	*D36495-28	16	Black Hose, 1½" I.D. x 28"
5	GB1216	24	Screw Cuff, 1½"
6	---	-	See items 4 and 7
7	*D36495-32	8	Black Hose, 1½" I.D. x 32½"

\*Hose not stocked by Kinze repair parts, but is available in bulk (GD36495-600).

(IP1425)



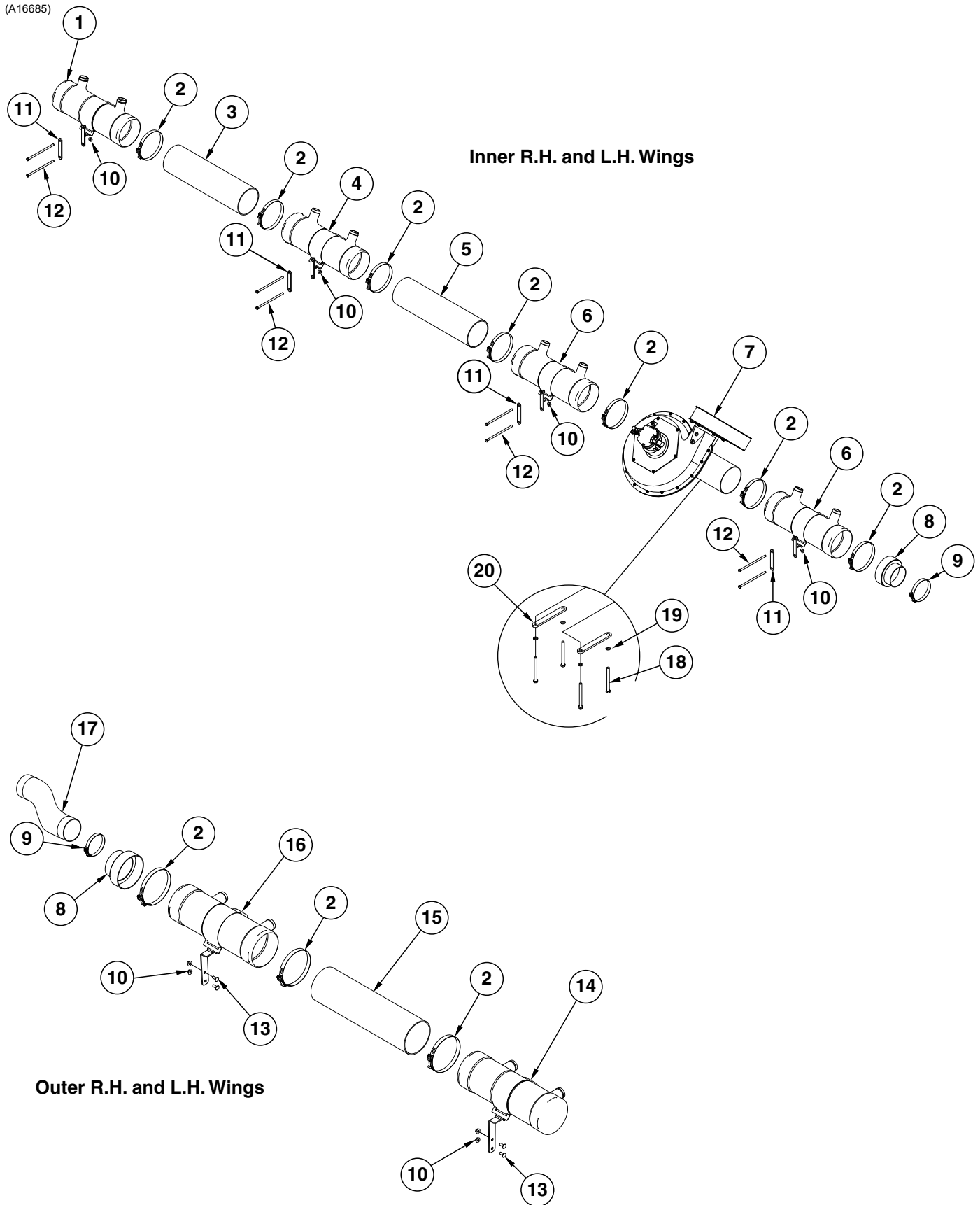




ITEM	PART NO.	QTY.	DESCRIPTION
1	GB1313	24	90° Elbow, 1½" Hose
2	---	---	---
3	G10676	24	Hose Clamp, No. 36, Stainless Steel
4	*D36495-28	16	Black Hose, 1½" I.D. x 28"
5	*D36495-32	8	Black Hose, 1½" I.D. x 32½"
6	GB1216	24	Screw Cuff, 1½"
7	---	-	See items 4 and 5

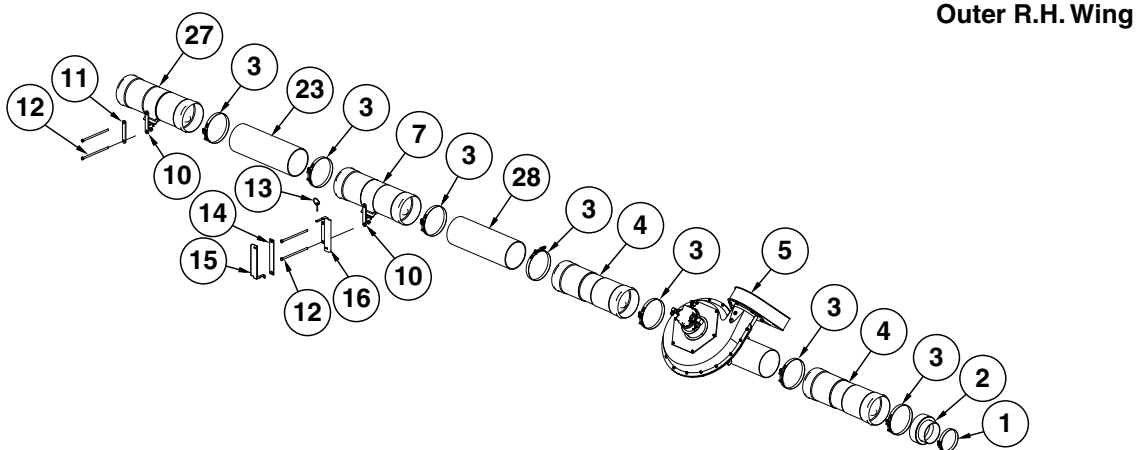
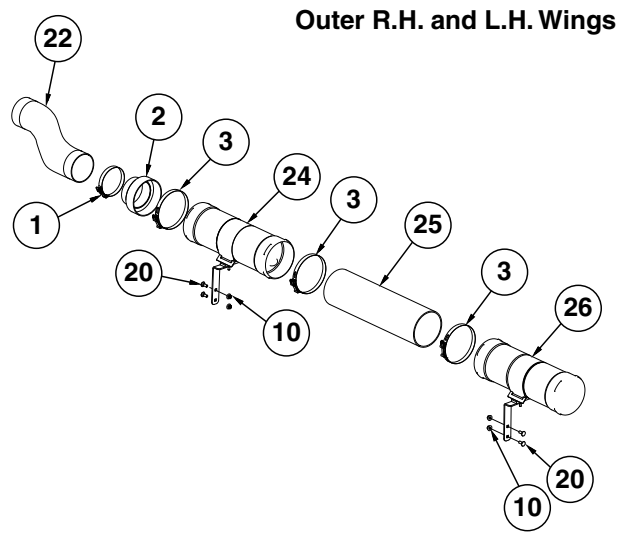
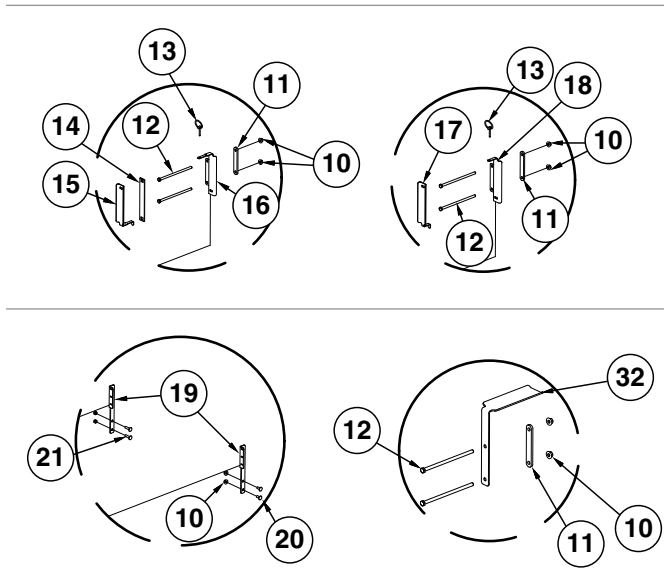
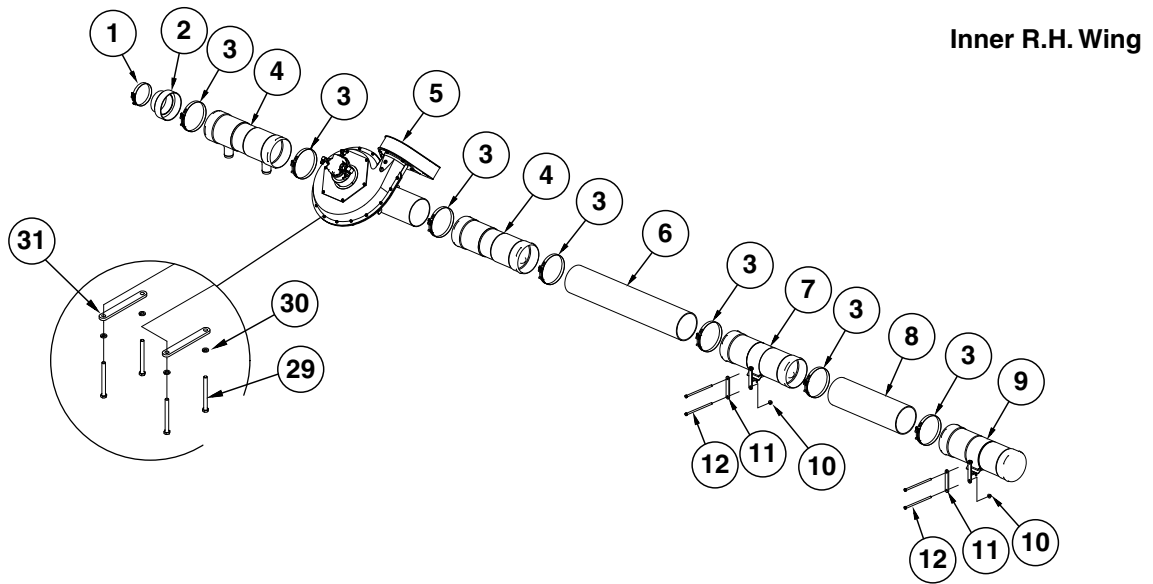
\*Hose not stocked by Kinze repair parts, but is available in bulk (GD36495-600).

(A16685)



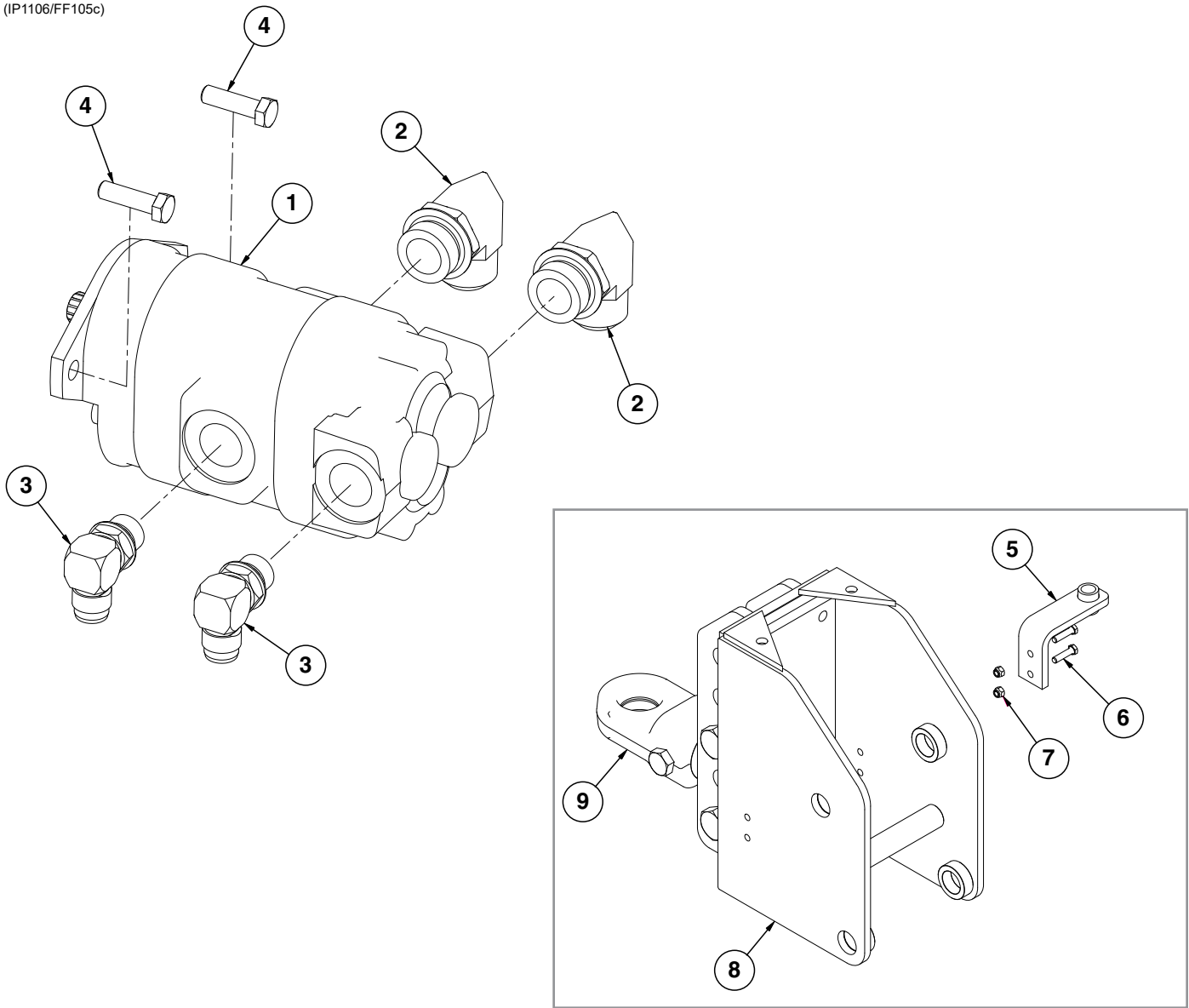
ITEM	PART NO.	QTY.	DESCRIPTION
1	GA17801 GA17802	-	L.H. Inner Manifold End R.H. Inner Manifold End
2	G11145		T-Bolt Clamp, 7"
3	GD15856-21 GD15856-41 GD15856-35 GD15856-16	1 1 1 1	Pipe, 6" x 21½", 24 Row 20" (R.H. Only) Pipe, 6" x 18½", 24 Row 20" (L.H. Only) Pipe, 6" x 30", 24 Row 22" (R.H. Only) Pipe, 6" x 27½", 24 Row 22" (L.H. Only)
4	GD15799 GA16705 GA11164 GD15854 G10338 G10133 G10620	1 1 1 1 1 1 2	Manifold, 21" (Open Both Ends) Manifold Bracket Mount Clamp Carriage Bolt, ⅝"-18 x 1¼" Hex Head Cap Screw, ⅝"-18 x 1½" Serrated Flange Nut, ⅝"-18
5	GD15856-28 GD15856-41 GD15856-38 GD15856-23		Pipe, 6" x 35½", 24 Row 20" (R.H. Only) Pipe, 6" x 18½", 24 Row 20" (L.H. Only) Pipe, 6" x 26½", 24 Row 22" (R.H. Only) Pipe, 6" x 23½", 24 Row 22" (L.H. Only)
6	GD15799		Manifold, 21" (Open Both Ends)
7	---	-	<a href="#">See "Vacuum Fan System, 24 Row 20" and 24 Row 22" on page P36</a>
8	GA16818		Outlet End, 5" Diameter
9	G11188		T-Bolt Clamp, 5¼"
10	G11091		Serrated Flange Nut, ⅜"-16
11	GD23768		Bracket Mount
12	G10229401		Hex Head Cap Screw, 3/8"-16 x 8-1/2", Grade 5
13	G10305		Carriage Bolt, ⅜"-16 x 1"
14	GA17804 GA17803		R.H. Outer Manifold End L.H. Outer Manifold End
15	GD15856-01 GD15856-15 GD15856-26 GD15856-38	1 1 1 1	Pipe, 6" x 14", 24 Row 20" (R.H. Only) Pipe, 6" x 23", 24 Row 20" (L.H. Only) Pipe, 6" x 27", 24 Row 22" (R.H. Only) Pipe, 6" x 26 ½", 24 Row 22" (L.H. Only)
16	GD15799 GA11164 GD24305 GD15854 G10338 G10133 G10620	1 1 1 1 1 1 2	Manifold, 21" (Open Both Ends) Mount Extended Manifold Bracket Clamp Carriage Bolt, ⅝"-18 x 1¼" Hex Head Cap Screw, ⅝"-18 x 1½" Serrated Flange Nut, ⅝"-18
17	GD15867-14 GD15867-12		Hose, 5" x 25" Hose, 5" x 18"
18	G10348		Hex Head Cap Screw, ½"-13 x 5"
19	G10228		Lock Washer, ½"
20	GD24088		Clamp Bar

(A16686)



ITEM	PART NO.	QTY.	DESCRIPTION
1	G11188	-	T-Bolt Clamp, 5/4"
2	GA16818	4	Outlet End, 5" Diameter
3	G11145	-	T-Bolt Clamp, 7"
4	GD15799	4	Manifold, 21" (Open Both Ends)
5	---	-	<a href="#">See "Vacuum Fan System, 24 Row 20" and 24 Row 22" on page P36</a>
6	GD15856-28	1	Pipe, 6" x 35 1/2"
7	GA16705	1	Manifold Bracket
	GA11164	1	Mount
	GD15854	1	Clamp
	GD15799	1	Manifold, 21" (Open Both Ends)
	G10338	1	Carriage Bolt, 5/16"-18 x 1 1/4"
	G10133	1	Hex Head Cap Screw, 5/16"-18 x 1 1/2"
	G10620	2	Serrated Flange Nut, 5/16"-18
8	GD15856-21	1	Pipe, 6" x 21 1/2", 24 Row 20"
	GD15856-35	1	Pipe, 6" x 30 1/2", 24 Row 22"
9	GA17802	1	R.H. Inner Manifold End
10	G11091	-	Serrated Flange Nut, 3/8"-16
11	GD23768	5	Bracket Mount
12	G10686	-	Hex Head Cap Screw, 3/8"-16 x 8"
13	GD5625	3	Lynch Pin, 3/16"
14	GD24299	2	Separator Plate
15	GD26145	2	Short Double Wide Hose Holder Mount
16	GD26147	2	Double Wide Base Holder
17	GD20595	1	Hose Holder Short Mount
18	GD24297	1	Holder Base
19	GD20114	2	Seed Hose Support Bracket
20	G10305	-	Carriage Bolt, 3/8"-16 x 1"
21	G10301	-	Carriage Bolt, 3/8"-16 x 1 1/2"
22	GD15867-14	1	Hose, 5" x 25"
	GD15867-12	1	Hose, 5" x 18"
23	GD15856-41	2	Pipe, 6" x 18 1/2", 24 Row 20"
	GD15856-16	1	Pipe, 6" x 27 1/2", 24 Row 22"
24	GA11164	1	Mount
	GD24305	1	Extended Manifold Bracket
	GD15854	1	Clamp
	GD15799	1	Manifold, 21" (Open Both Ends)
	G10338	1	Carriage Bolt, 5/16"-18 x 1 1/4"
	G10133	1	Hex Head Cap Screw, 5/16"-18 x 1 1/2"
	G10620	2	Serrated Flange Nut, 5/16"-18
25	GD15856-01	1	Pipe, 6" x 14", 24 Row 20" (R.H. Only)
	GD15856-15	1	Pipe, 6" x 23", 24 Row 20" (L.H. Only)
	GD15856-26	1	Pipe, 6" x 27", 24 Row 22" (R.H. Only)
	GD15856-38	1	Pipe, 6" x 26 1/2", 24 Row 22" (L.H. Only)
26	GA17804	1	R.H. Outer Manifold End
	GA17803	1	L.H. Outer Manifold End
27	GA17801	1	L.H. Inner Manifold End
28	GD15856-41	1	Pipe, 6" x 18 1/2", 24 Row 20"
	GD15856-23	1	Pipe, 6" x 23 1/2", 24 Row 22"
29	G10348	-	Hex Head Cap Screw, 1/2"-13 x 5"
30	G10228	-	Lock Washer, 1/2"
31	GD24088	-	Clamp Bar
32	GD30708	-	Hose Bracket

(IP1106/FF105c)

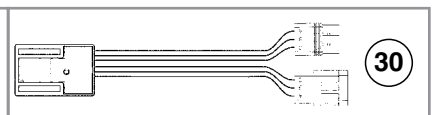
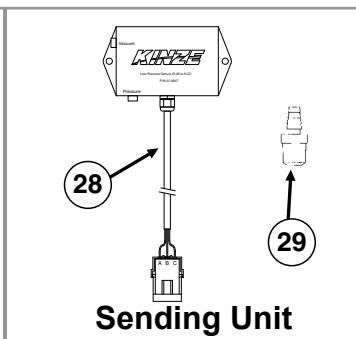
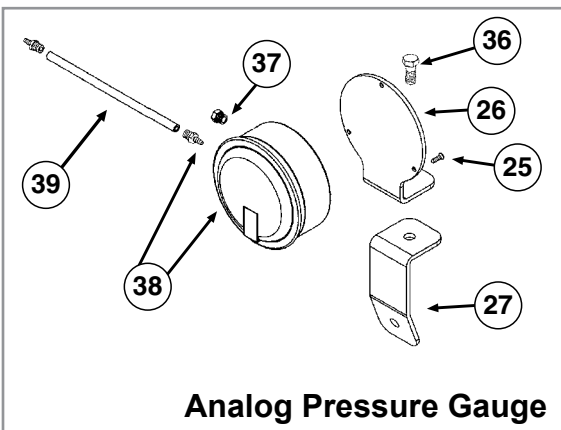
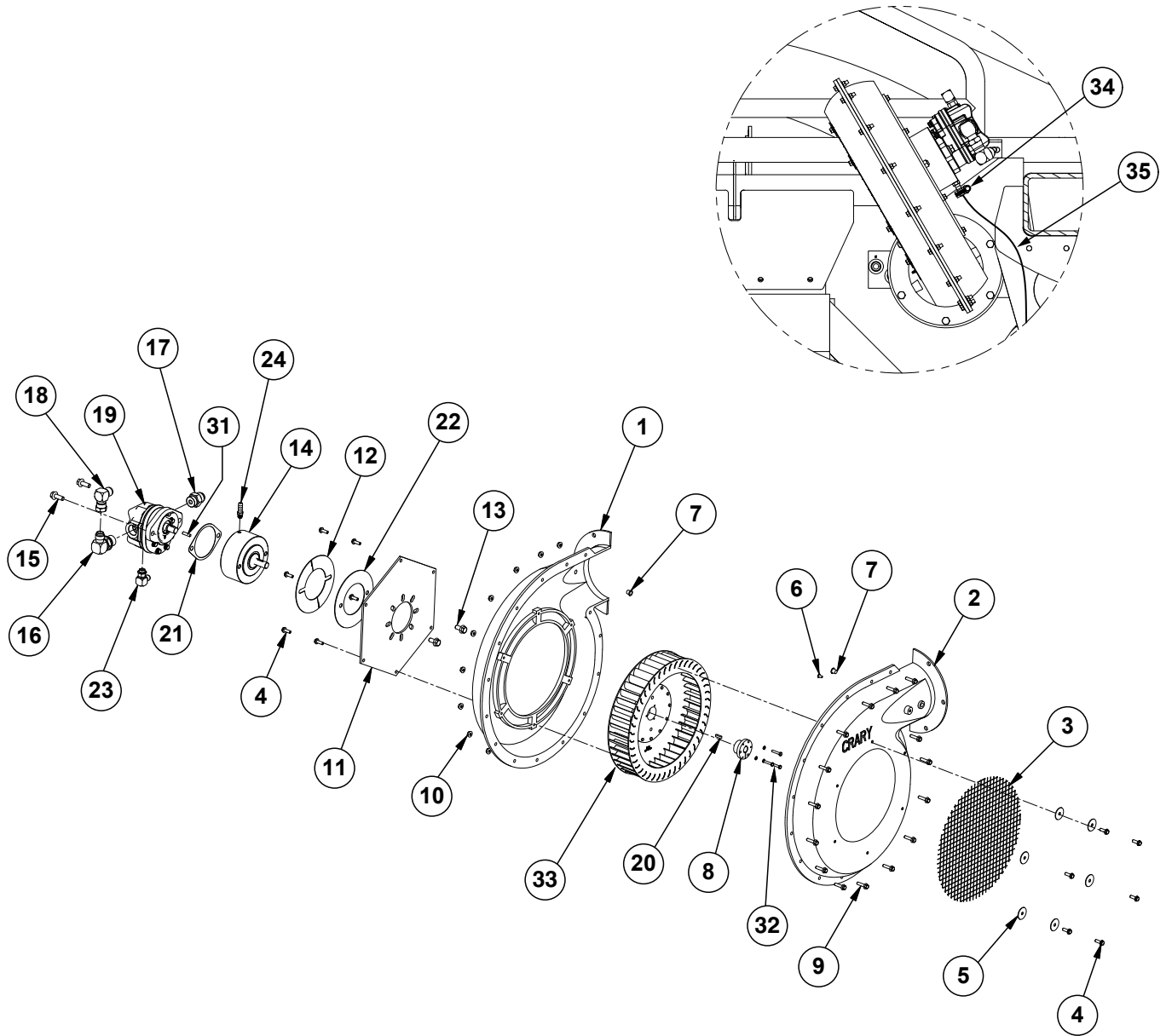


ITEM	PART NO.	QTY.	DESCRIPTION
1	G10285701 GR1946	1 -	PTO Pump Seal Kit
2	G6801-20	2	Elbow W/O-Ring, 90°, 1 <sup>5</sup> / <sub>8</sub> "-12 Male JIC To O-Ring
3	G6801-12 <a href="#">GR1467</a>	2 -	Elbow W/O-Ring, 90°, 1 <sup>1</sup> / <sub>16</sub> "-12 Male JIC To O-Ring O-Ring
4	G11264	2	Hex Head Cap Screw, 1/2"-13, Grade 8
5	A13917	1	Pump Storage
6	G10003	2	Hex Head Cap Screw, 3/8"-16 x 1 1/2"
7	G10108	2	Lock Nut, 3/8"-16
8	---	-	<a href="#">See "Front Hitch Assembly/Safety Chain" on page P75</a>
9	---	-	<a href="#">See "Front Hitch Assembly/Safety Chain" on page P75</a>

**This page left blank intentionally.**

(IP1304)

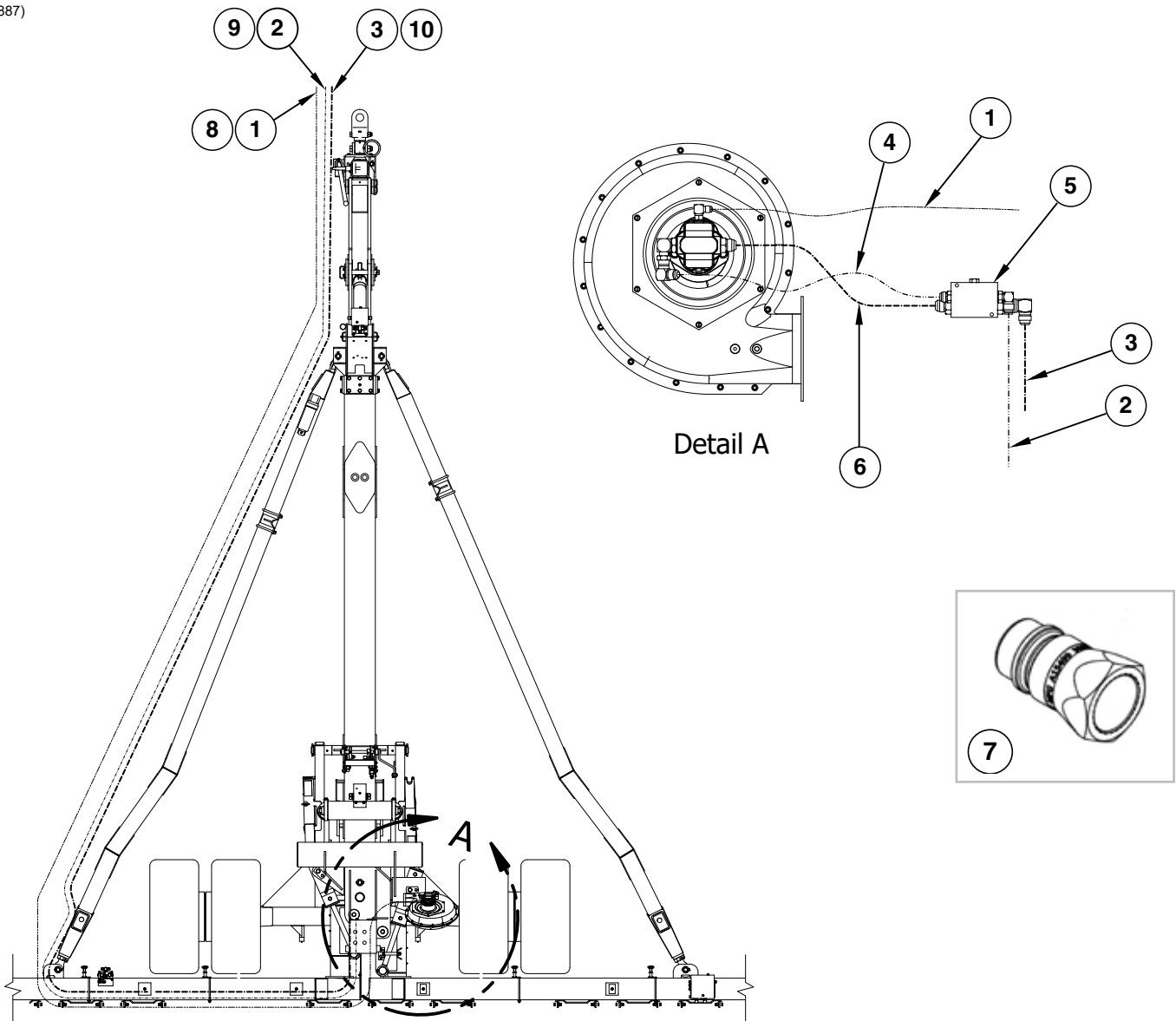
Bulk Fill Fan Assembly





ITEM	PART NO.	QTY.	DESCRIPTION
1	GR1971	1	Flanged Inner Case
2	GR1970	1	Flanged Outer Case
3	GR1967	1	Screen
4	G10988	12	Hex Non-Serrated Flange Cap Screw, 1/4"-20 x 3/4"
5	GR1977	6	Fender Washer, 1/4"
6	GR1978	1	Plastic Plug, 1/4"
7	GR1979	2	Plastic Plug, 7/16"
8	---	---	---
9	G10409	15	Hex Serrated Flanged Cap Screw, 1/4"-20 x 1"
10	G10621	15	Serrated Flange Nut, 1/4"-20
11	GR1969	1	Backing Plate
12	GR1968	1	Cover Plate
8	GR1961	1	Bushing, 5/8"
13	G11123	2	Hex Serrated Flange Cap Screw, 3/8"-16 x 3/4"
14	GA25388	1	Overhung Load Adapter
15	G11124	2	Hex Serrated Flange Cap Screw, 3/8"-16 x 1"
16	G6801-10-12	1	Elbow W/O-Ring, 90°, 7/8"-14 Male JIC To 1 1/16"-12 O-Ring
17	G6400-12 GR1467	1	Connector, W/O-Ring, 1 1/16"-12 Male JIC To O-Ring O-Ring
18	G6500-10	1	Swivel Elbow, 90°, 7/8"-14 Male JIC To Female
19	GA14574	1	Hydraulic Motor
20	GD21300	1	Key Stock, 3/16" x 3/4"
21	GD30882	1	2-Bolt Mount Gasket
22	GD25644	1	Cover Plate
23	G6801-06 GR1045	1 -	Elbow W/O-Ring, 90°, 9/16"-18 Male JIC To O-Ring O-Ring
24	GD35294	1	Hose Barb, 1/8"-27 NPTF x 3/8"
25	G11215	3	Hex Socket Head Cap Screw, No. 6-32 x 3/8", Grade 8
26	GD15804	1	Mount
27	GD15945	1	Support
28	GA14847 GD17151-20 GA9964	1 - -	Low Pressure Sensor (0-40 IN H <sub>2</sub> O) Tubing, 1/4" x 10' Strain Relief
29	GR1736	1	Hose Barb, 1/8" Male NPT To Barb
30	GA12812	1	Hall Effect Adapter
31	GR2000	1	Hydraulic Motor Key
32	G11518 G10243	3 3	Hex Head Machine Screw, #10-24 x 1" Washer, No. 10 SAE
33	GR2109	-	Impeller
34	G10681	1	Hose Clamp, No. 6
35	GD6279-06	1	Clear Plastic Tubing, 3/8" O.D. x 72"
36	G10001 G10108	1 1	Hex Head Cap Screw, 3/8"-16 x 1" Lock Nut, 3/8"-16
37	GA10799	1	Breather, 1/8" Male NPT
38	GA21406 GR1777	1 -	Pressure Gauge W/Hose Barb Hose Barb, 1/8" Male NPT To 3/16" Barb
39	GD15849-02	1	Clear Plastic Tubing, 5/16" O.D. x 3/16" I.D. x 120"
A	GR1960	-	Bulk Fill Fan Motor Seal Kit
B	GA14573	-	Bulk Fill Fan Assembly (Flanged) (Items 1-7, 9-12, and 33)
C	GR2179	-	Motor Seal Kit (Shaft)

(A17887)

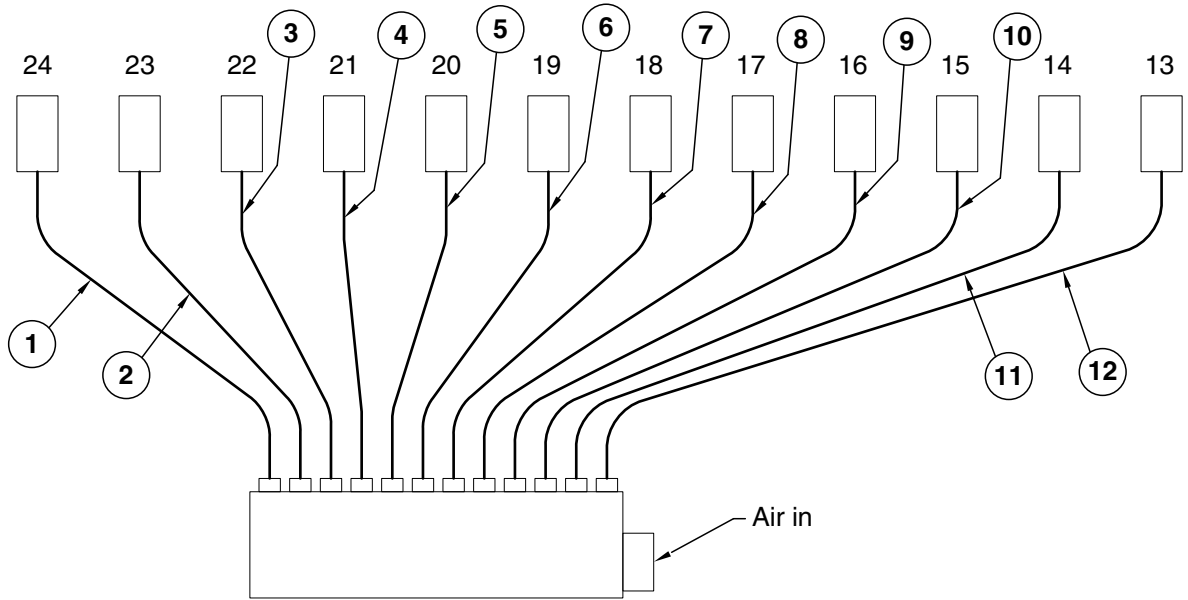


ITEM	PART NO.	QTY.	DESCRIPTION
1	*A26938-550	1	Hose Assembly, 3/8" x 550" (06F-1/2M NPTF W/Ext., W/Tips)
2	*A18693-516	1	Hose Assembly W/Tip, 1/2" x 516" (10F-1/2M NPTF W/Ext., W/Tips)
3	*A21548-516	1	Hose Assembly W/Tip, 5/8" x 516" (12F-1/2M NPTF W/Ext., W/Tips)
4	*A1458	1	Hose Assembly, 1/2" x 34"
5	---	-	<a href="#">See "Bulk Fill Fan System" on page P53</a>
6	*A11475	1	Hose Assembly, 5/8" x 34" (12F-12F)
7	GA15499 GD25522	- -	Special Pioneer Coupler, Zero Pressure Return Hydraulic Tip Cover
8	GA26924-11	1	Hose Label/Cover, Orange (Case Drain)
9	GA26924-07	1	Hose Label/Cover, Yellow (Extend)
10	GA26924-10	1	Hose Label/Cover, Black (Retract)

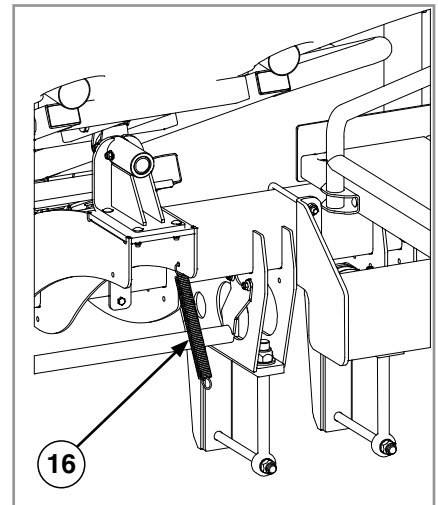
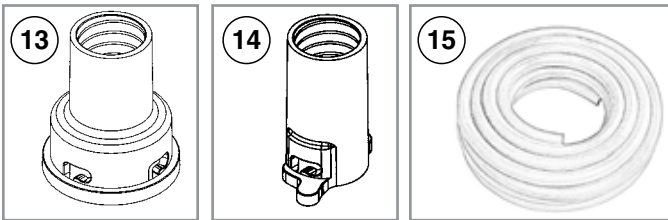
\*Hydraulic hose is not stocked by Kinze Repair Parts, but can be made available on a special order basis. Call for quote.

**This page left blank intentionally.**

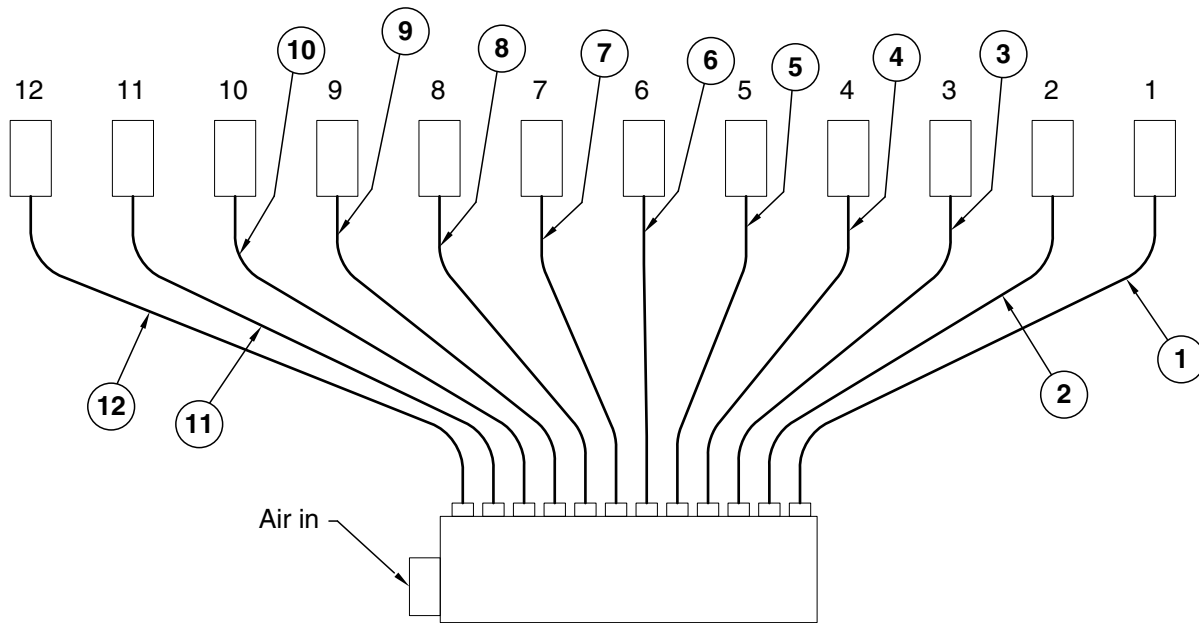
R.H. Rear of Machine



R.H. Entrainment



L.H. Rear of Machine

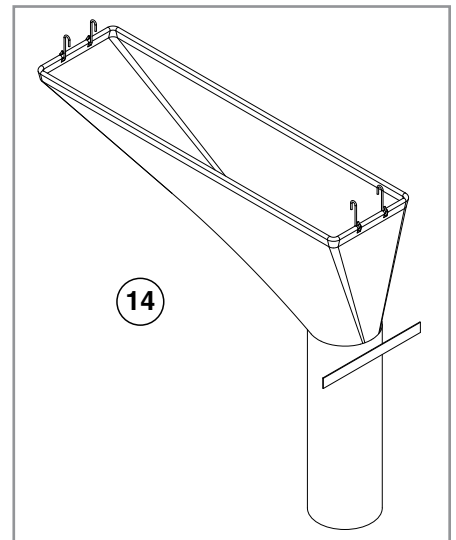
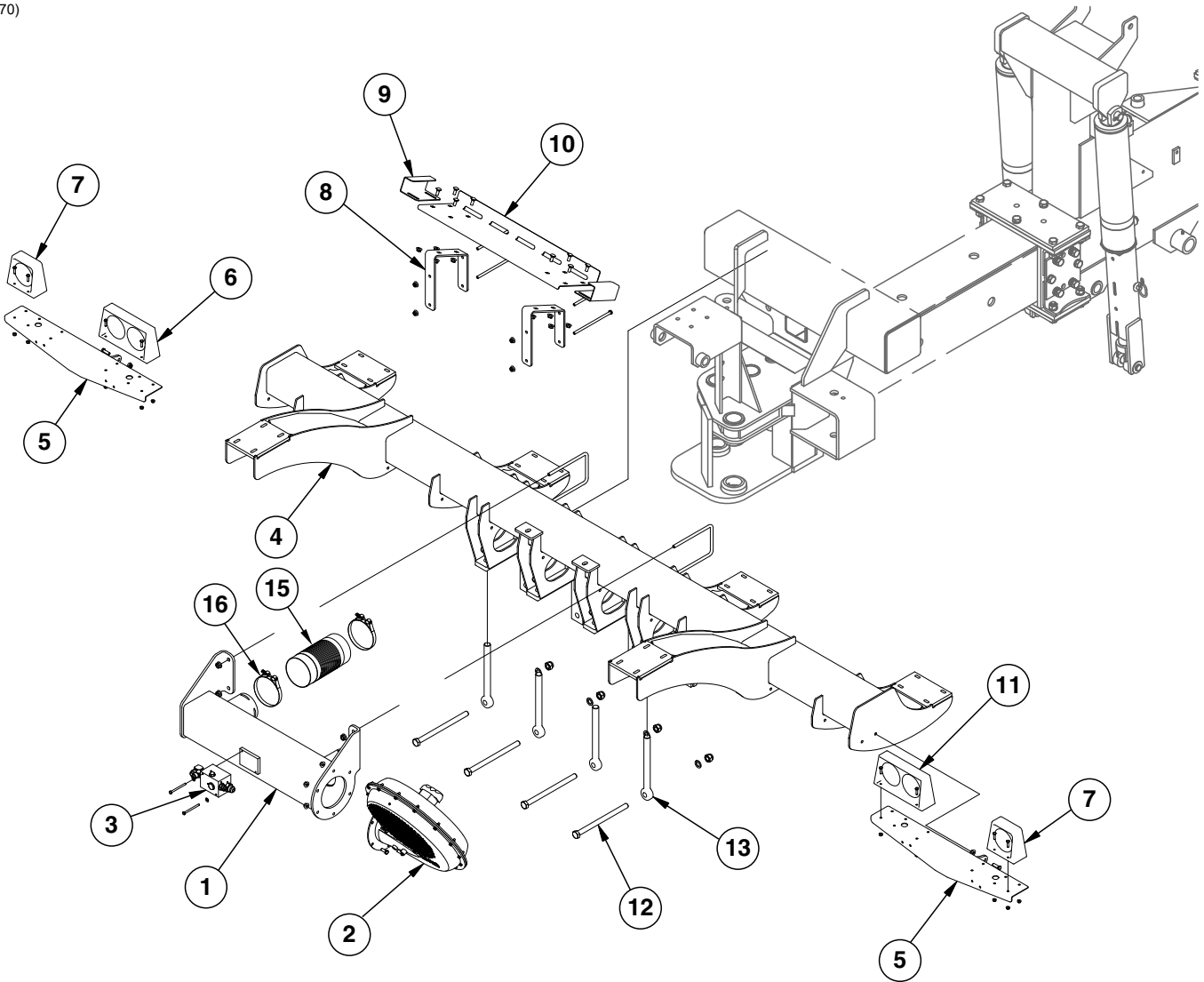


L.H. Entrainment

ITEM	PART NO.	QTY.	DESCRIPTION
1	*A13830	2	Hose Assembly, 1 1/4" x 320", 24 Row 20"
	*A13813	-	Hose Assembly, 1 1/4" x 326", 24 Row 22"
2	*A13829	2	Hose Assembly, 1 1/4" x 302", 24 Row 20"
	*A13819	-	Hose Assembly, 1 1/4" x 313", 24 Row 22"
3	*A13818	2	Hose Assembly, 1 1/4" x 280"
4	*A13828	2	Hose Assembly, 1 1/4" x 262", 24 Row 20"
	*A13836	-	Hose Assembly, 1 1/4" x 269", 24 Row 22"
5	*A13827	2	Hose Assembly, 1 1/4" x 235", 24 Row 20"
	*A13817	-	Hose Assembly, 1 1/4" x 246", 24 Row 22"
6	*A13800	2	Hose Assembly, 1 1/4" x 218", 24 Row 20"
	*A13827	-	Hose Assembly, 1 1/4" x 235", 24 Row 22"
7	*A13801	2	Hose Assembly, 1 1/4" x 192", 24 Row 20"
	*A13809	-	Hose Assembly, 1 1/4" x 205", 24 Row 22"
8	*A13826	2	Hose Assembly, 1 1/4" x 176", 24 Row 20"
	*A13835	-	Hose Assembly, 1 1/4" x 168", 24 Row 22"
9	*A13802	2	Hose Assembly, 1 1/4" x 161"
10	*A13803	2	Hose Assembly, 1 1/4" x 133", 24 Row 20"
	*A13834	-	Hose Assembly, 1 1/4" x 125", 24 Row 22"
11	*A13824	2	Hose Assembly, 1 1/4" x 103"
12	*A13804	2	Hose Assembly, 1 1/4" x 101"
13	GB0425	-	Dissipator Quick Coupler
14	GB0429	-	Seed Entrainer Quick Coupler
15	GR1947	-	Bulk Fill Hose, 1" I.D. x 1 1/4" O.D. x 100'
16	GA14152	2	Hose Strap
	GD0829	2	Spring

\*Hose not stocked by Kinze repair parts, but is available in bulk (GR1947).

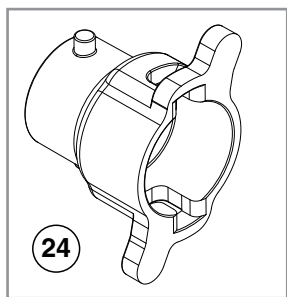
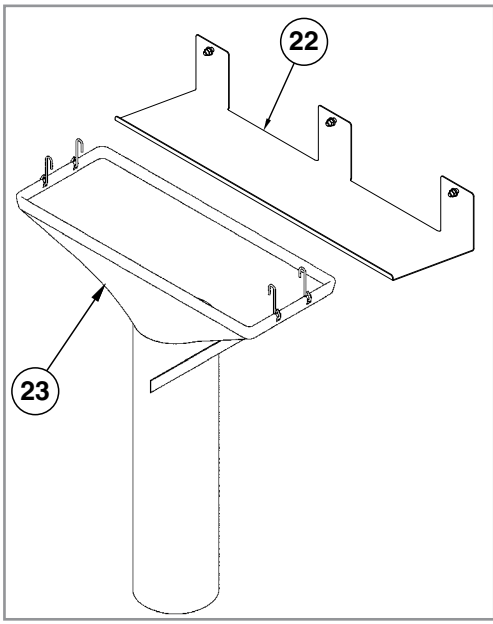
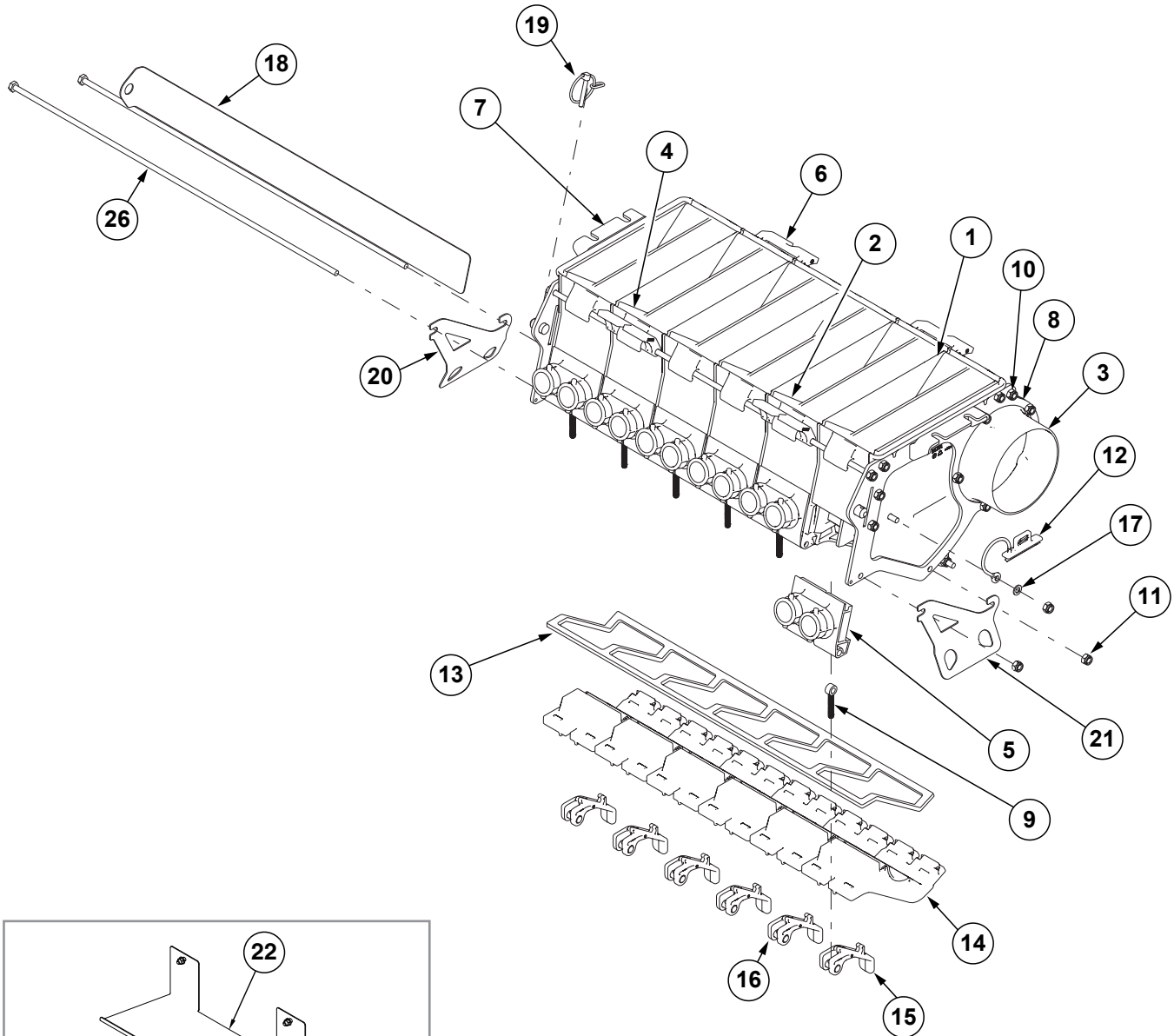
(IP1170)



ITEM	PART NO.	QTY.	DESCRIPTION
1	GA14082	1	Fan Mount
	GD8306	2	U-Bolt, 7" x 5" x 1/2"-13
	G10071	4	Serrated Flange Nut, 1/2"-13
2	---	1	<a href="#">See "Bulk Fill Fan System" on page P53</a>
	G11091	6	Serrated Flange Nut, 3/8"-16
	G10001	6	Hex Head Cap Screw, 3/8"-16 x 1"
	GR1777	1	Hose Barb, 1/8" Male NPT To 3/16" Barb
3	GA13421	1	Bulk Fill Fan Block
	G10211	2	Washer, 1/4" SAE
	G10162	2	Hex Head Cap Screw, 1/4"-20 x 3/4"
4	GA14084	1	Tank Frame
5	GA14403	2	Light Bracket
	G10004	4	Hex Head Cap Screw, 3/8"-16 x 1 1/4"
	G11091	4	Serrated Flange Nut, 3/8"-16
6	---	1	<a href="#">See "Electrical Components" on page P143</a>
	G10857	4	Hex Head Cap Screw, 1/4"-20 x 1 1/4"
	G10110	4	Lock Nut, 1/4"-20, Grade B
7	---	2	<a href="#">See "Electrical Components" on page P143</a>
	G10857	8	Hex Head Cap Screw, 1/4"-20 x 1 1/4"
	G10110	8	Lock Nut, 1/4"-20, Grade B
8	GD20195	2	Mounting Bracket
	G10686	4	Hex Head Cap Screw, 3/8"-16 x 8"
	G11091	4	Serrated Flange Nut, 3/8"-16
9	GD20196	2	Clean Out Chute Clip
	G10305	4	Carriage Bolt, 3/8"-16 x 1"
	G11091	4	Serrated Flange Nut, 3/8"-16
10	GD20194	1	Clean Out Chute Plate
	G10305	4	Carriage Bolt, 3/8"-16 x 1"
	G11091	4	Serrated Flange Nut, 3/8"-16
11	---	1	<a href="#">See "Electrical Components" on page P143</a>
	G10857	4	Hex Head Cap Screw, 1/4"-20 x 1 1/4"
	G10110	4	Lock Nut, 1/4"-20, Grade B
12	G10541	4	Hex Head Cap Screw, 3/4"-10 x 11"
	GD2169	4	Special Washer, 25/32" I.D. x 1 1/4" O.D., Hardened
	G10112	4	Lock Nut, 3/4"-10
13	GD20275	4	Eye Bolt, 1-14" x 11"
	G11394	4	Flat Washer, 1" SAE
	G11108	4	Lock Nut, 1"-14
14	GA14078	-	Cleanout Chute, 24 Row
15	GD19659-03	2	Hose, 4 1/2" x 49"
16	G11360	4	T-Bolt Hose Clamp, 4 1/2"

(A27159)

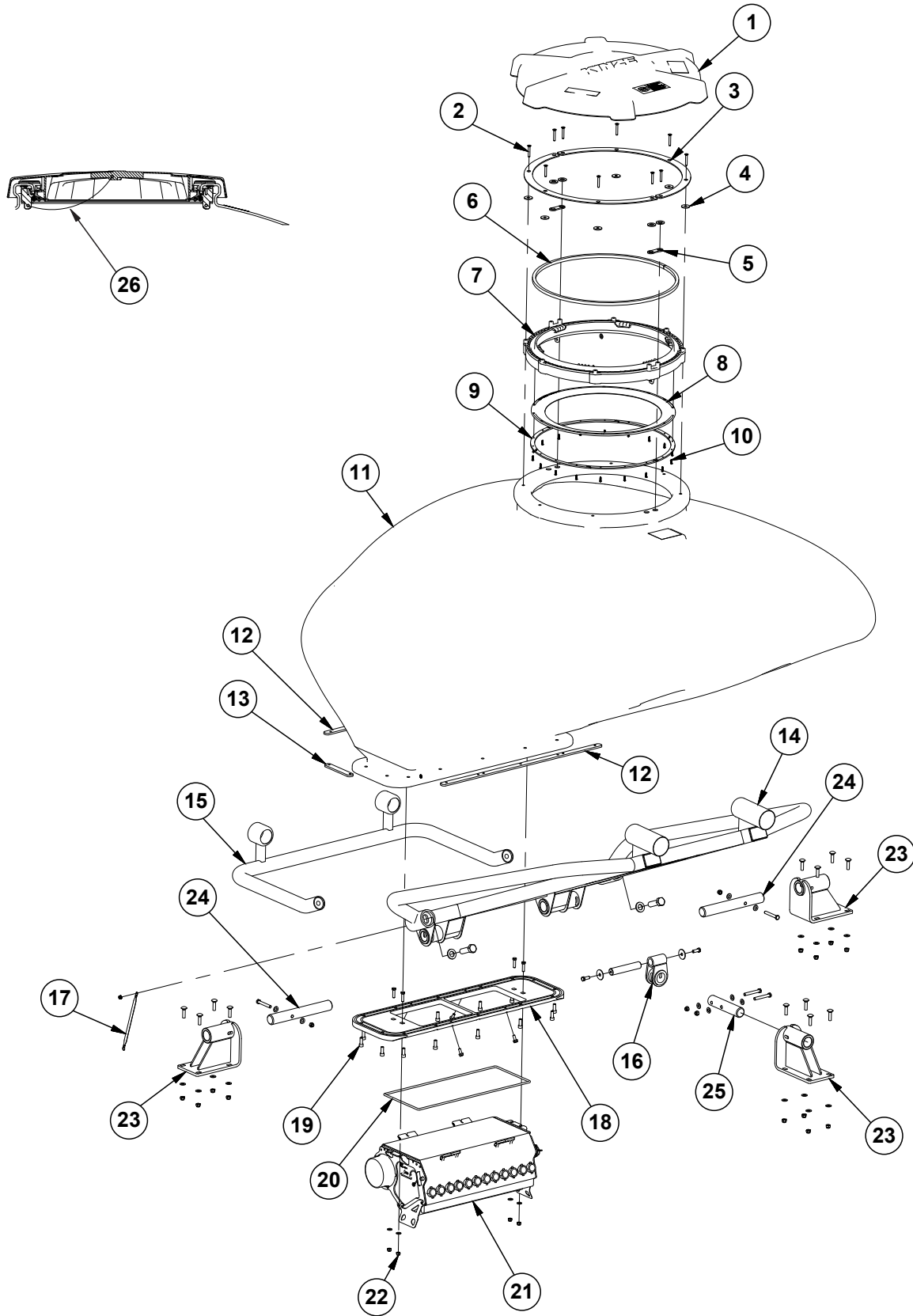
L.H. Shown





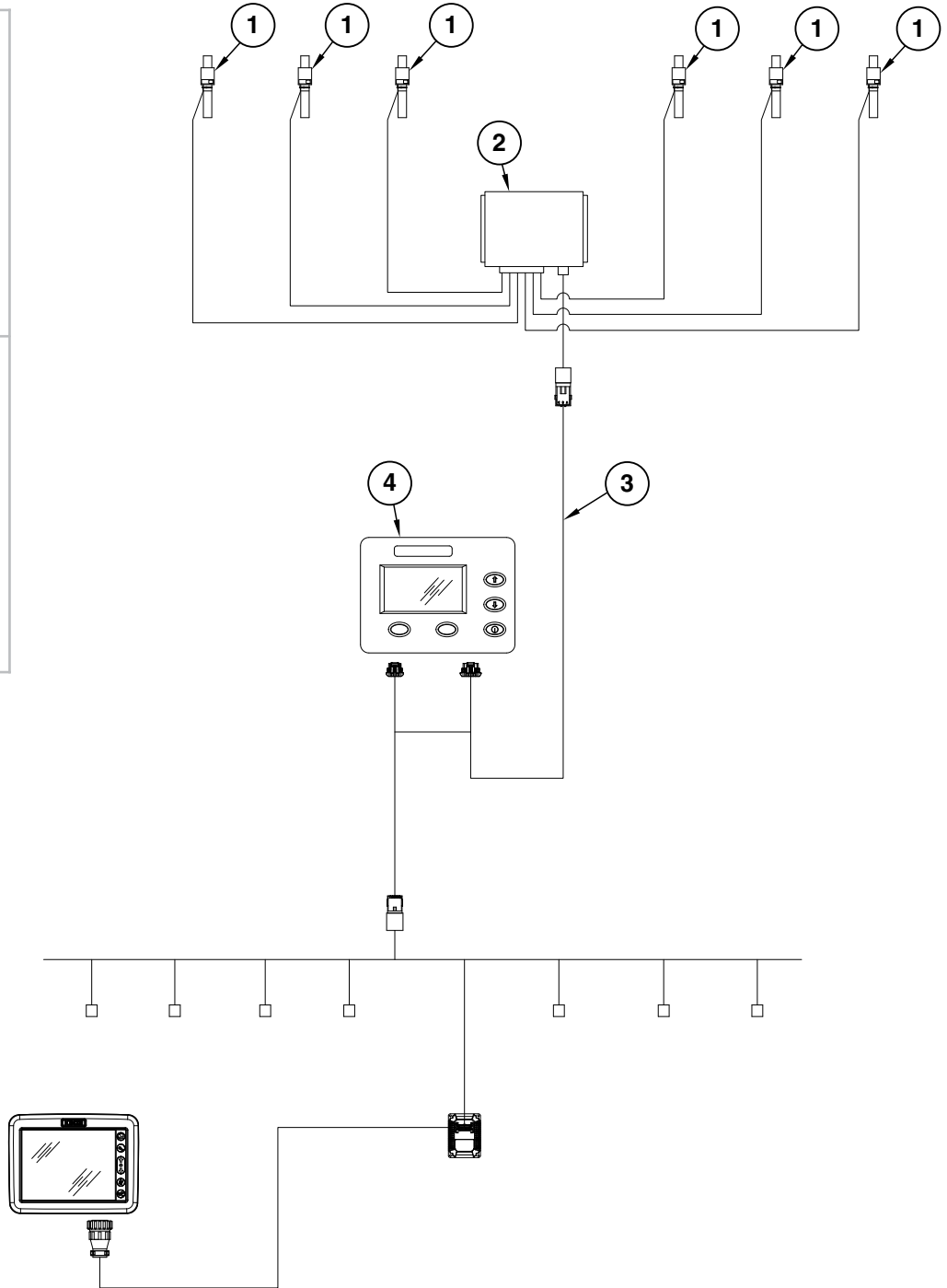
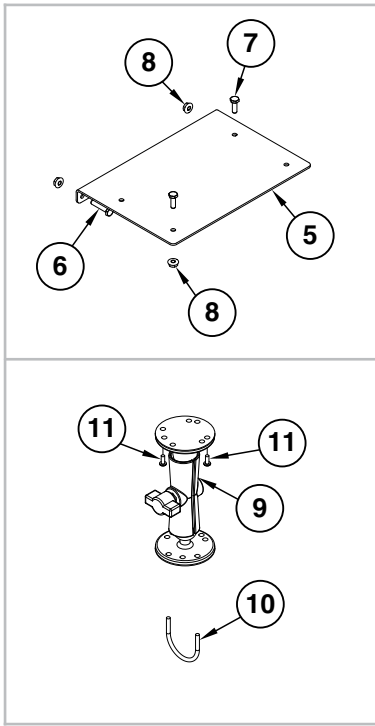
ITEM	PART NO.	QTY.	DESCRIPTION
1	GB1195	6	Entrainer Section
2	GB1197	5	Entrainer Interior Wall
3	GB1201	1	Entrainer End Cap, L.H.
4	GB1199	1	Entrainer End Cap, L.H.
5	GB1196	6	Entrainer Outlet Dual, 1"
6	GB1204	4	Entrainer Mount Adapter
7	GA27156	1	Entrainer Retainment Assembly, L.H.
8	GA27157	1	Entrainer Retainment Assembly, R.H.
9	GD19864	6	Eye Bolt, ¼"-20 x 1.83"
10	GD37049	13	Hex Head Cap Screw, ¼"-20 x 21¼", Grade 2, 12 Section
	GD19852	2	Hex Head Cap Screw, ¼"-20 x 22", Grade 5, 12 Section
11	G11320	15	Lock Nut, ¼"-20, Grade B
12	GB0444	2	Bulk Fill Shutoff Door Plug
13	G10301201	1	Cleanout Door Gasket, 12 Section
14	GA26104	6	Entrainer Door
15	GB1203	6	Entrainer Door Latch
16	GD21080	6	Cam Nut, ¼"-20
17	G11328	2	Washer, ¼"
18	G10495103	1	Entrainer Slide, 12 Section
19	G11339	1	Pin W/Chain
20	G10017201	1	Bulk Fill Chute Hanger
21	G10017301	1	Bulk Fill Chute Hanger
22	GD19808	1	Cleanout Chute Storage Bracket
	G10001	3	Hex Head Cap Screw, ⅜"-16 x 1"
	G10622	3	Serrated Flange Nut, ⅜"-16
23	GA14822	1	Cleanout Chute, 12 Section
24	GB0430	-	Bulk Fill Large Cap
A	GA27158	-	12 Section Bulk Fill Entrainer Assembly, R.H. (Items 1-21) 12 Section
B	GA27159	-	12 Section Bulk Fill Entrainer Assembly, L.H. (Shown) (Items 1-21) 12 Section

(IP1704)



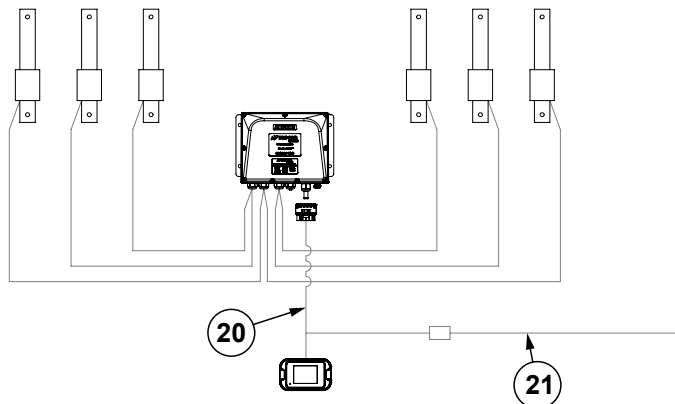
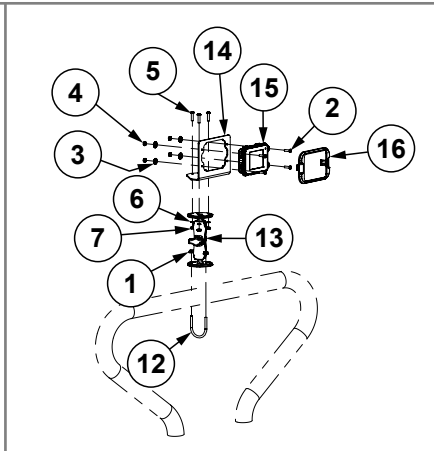

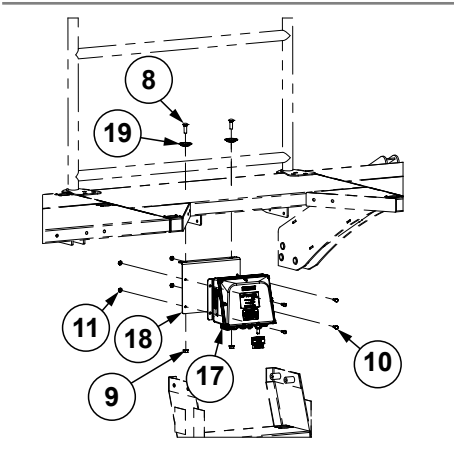
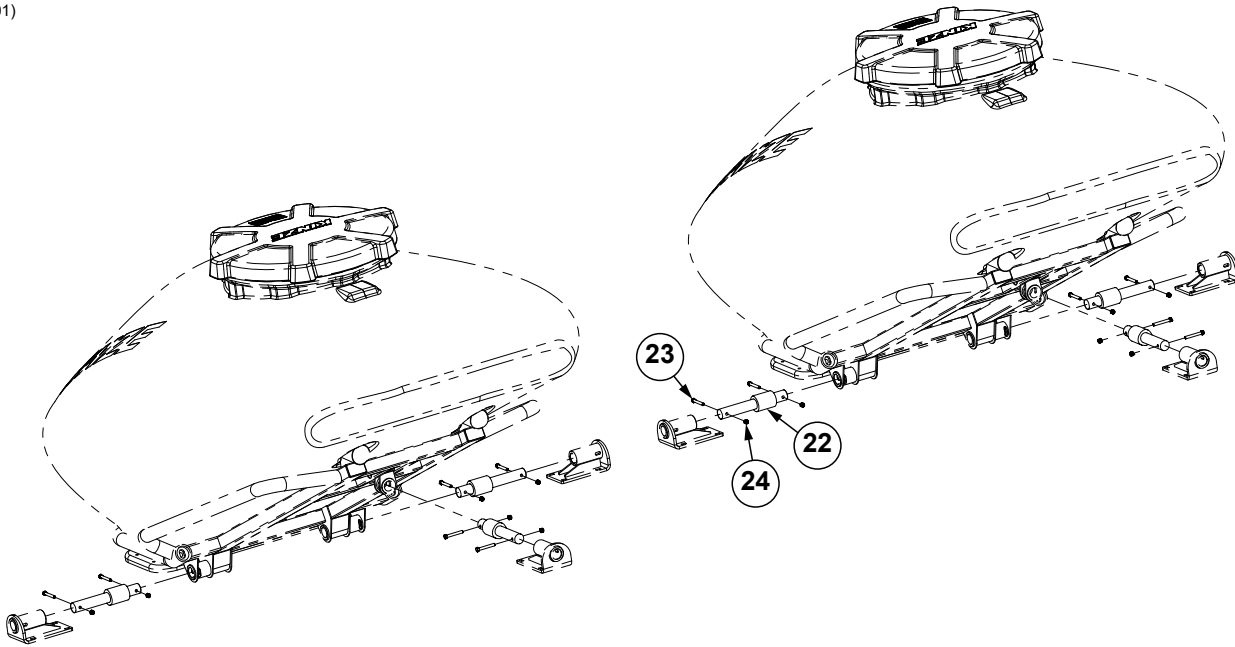
ITEM	PART NO.	QTY.	DESCRIPTION
1	GB0673	1	Bulk Fill Tank Lid
2	G10132501	10	Hex Flange Head Cap Screw, 1/4"-20 x 1 1/4"
	GD24754	4	Foam Seal
3	GD35844	2	Top Ring Mount Plate
4	GD35857	6	Foam Seal Washer
5	GB0905	2	Lid Seal Ring Spacer
6	GD35274-01	1	Ribbon Sealer, 66 1/2"
7	GB1206	1	Bulk Fill Tank Lid Latch
8	GB0675	1	Bulk Fill Tank Lid Seal
9	GD24386	6	Bulk Fill Lid Seal Ring Segment
10	G11522	18	Phillip Pan Head Tapping Screw, #8-18 x 5/8"
11	G10057801	1	Bulk Fill Bulk Seed Tank, 55 Bushel
12	G10057501	2	Entrainer Mount Tap Block
13	GD20923	2	Entrainer Mount Tap Block, Short
14	GA14037	1	Bulk Fill Rear Tank Frame
	G10027	2	Hex Head Cap Screw, 3/4"-10 x 2 1/2"
	G11392	2	Flat Washer, 3/4" SAE
15	GA14038	1	Bulk Fill Front Tank Frame
16	GA14040	1	Rear Bulk Fill Tank Mount
	GD20037	1	Pin, 1" x 5 3/8"
	G10001	2	Hex Head Cap Screw, 3/8"-16 x 1"
	G10201	2	Special Washer, 3/8" x 1 1/2" O.D.
17	GD27607	1	Ground Strap
	G11528	1	Hex Nut W/External Tooth Washer, 1/4"-20
18	GD37001	1	Entrainer Adapter, 12 Row
	GD19690-03	1	Ribbon Sealer, 6 1/2'
	GD19690-04	1	Ribbon Sealer, 7'
	G10171	4	Hex Head Cap Screw, 5/16"-18 x 1 1/4"
	G11539	4	Hex Socket Flange Cap Screw, 5/16"-18 x 3/4"
19	G11261	14	Hex Socket Head Cap Screw, 3/8"-16 x 1"
20	*D37047-02	1	Foam Cord, 1/4" x 58"
21	---	1	<a href="#">See "Bulk Fill Entrainer Assembly, 24 Row" on page P61</a>
22	G11182	4	Lock Nut W/Nylon Insert, 5/16"-18
	G11386	4	Flat Washer, 5/16" SAE
23	GA15420	3	Bulk Fill Tank Mount
	G10301	12	Carriage Bolt, 3/8"-16 x 1 1/2"
	G11387	20	Flat Washer, 3/8" SAE
	G10108	16	Lock Nut, 3/8"-16
24	GD20035	2	Pin, 1 1/2" x 11 1/4"
25	GD20036	1	Pin, 1 1/2" x 7"
	G10325	4	Hex Head Cap Screw, 3/8"-16 x 2 3/4"
26	GD24879-01	1	Rope Tether, 36"
	G11386	1	Flat Washer, 5/16" SAE
A	G10129501	-	Bulk Fill Lid Seal Assembly, (Items 7-10)
* Item is not stocked by Kinze repair parts, but is available in bulk (GD37047-05).			

(IP1192)



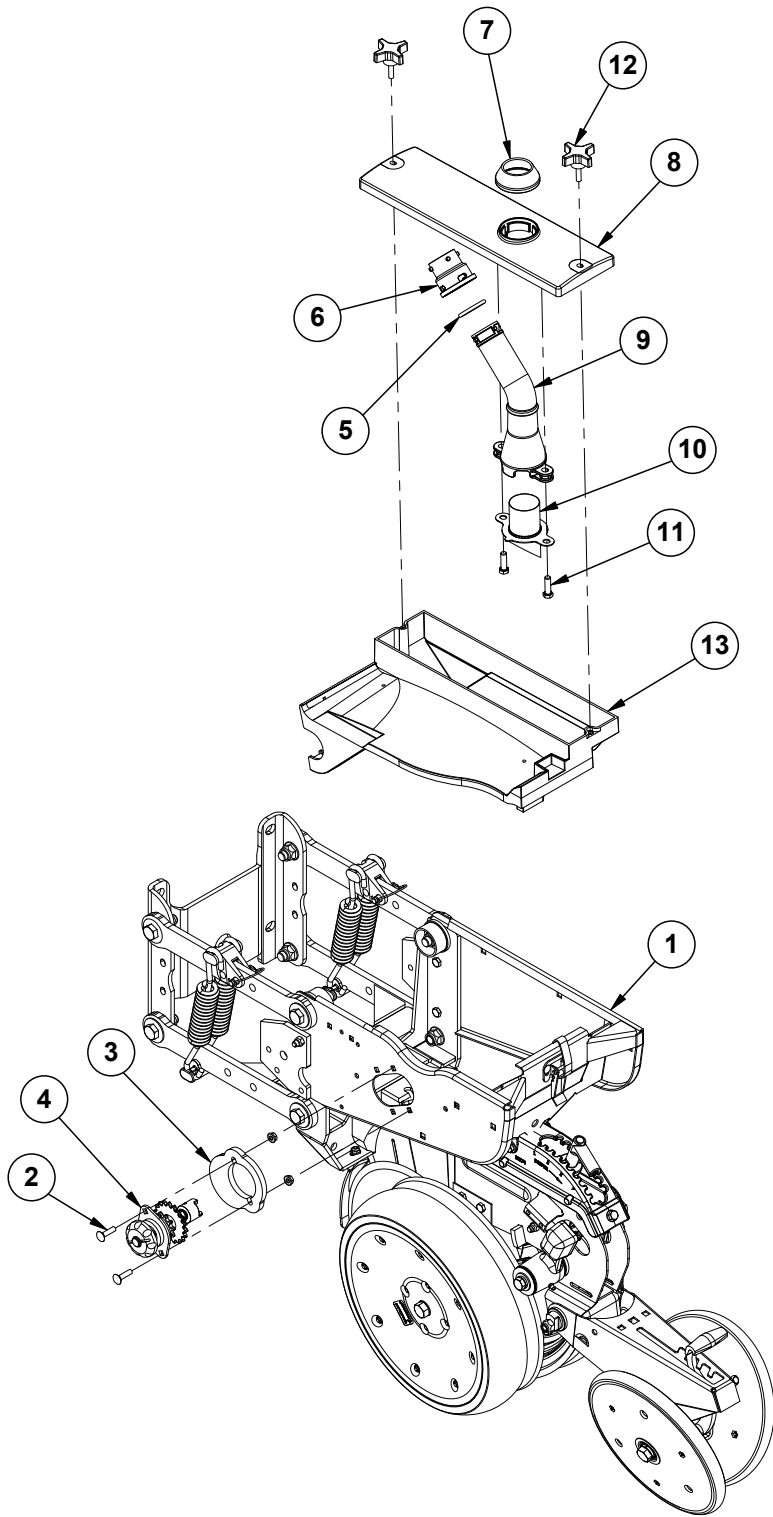
ITEM	PART NO.	QTY.	DESCRIPTION
1	GA14135	6	Load Cell
2	GA14136	1	Scale Module
3	GA14129	1	Power Cable
4	GA14133	1	Bulk Fill Scale Display
5	GD26264	1	Scale Module Mounting
6	G10857	2	Hex Head Cap Screw, ¼"-20 x 1¼"
7	G10023	2	Hex Head Cap Screw, ¼"-20 x ¾"
8	G10621	4	Serrated Flange Nut, ¼"-20
9	GA12403	1	Mounting Bracket Assembly, Includes: (2) Mounting Brackets, (2) Connector Halves, (1) Compression Spring, (1) Tension Knob, (1) ¼"-20 x 1¾" Hex Head Cap Screw, (1) ¼" Plastic Washer, (1) ¼" Steel Washer
10	GD20282	1	U-Bolt, #10-32
	G11284	2	Serrated Flange Nut, #10-32
11	G11216	2	Phillips Pan Head Machine Screw, No. 10-32 x ½", Stainless Steel

(10288601)



ITEM	PART NO.	QTY.	DESCRIPTION
1	G11284	2	Serrated Flange Nut, No. 8-32
2	G11065	4	Phillips Pan Head Machine Screw, No. 8-32 x 5/8", Stainless Steel
3	G10931	4	Lock Washer, No. 8, Internal/External, Stainless Steel
4	G10251	4	Hex Nut, No. 8-32
5	G11401	3	Phillips Pan Head Machine Screw, No. 10-32 x 3/4", Stainless Steel
6	G10257	3	Lock Washer, No. 10
7	G10758	3	Hex Nut, No. 10-32
8	G10599	2	Carriage Bolt, 3/8"-16 x 1 1/4"
9	G11091	2	Serrated Flange Nut, 3/8"-16
10	G10023	4	Hex Head Cap Screw, 1/4"-20 x 3/4"
11	G10621	4	Serrated Flange Nut, 1/4"-20
12	GD20282	1	U-Bolt, #10-32
13	GA12403	1	Mounting Bracket Assembly, Includes: (2) Mounting Brackets, (2) Connector Halves, (1) Compression Spring
14	G10242601	1	Display Mount Bracket
15	G10488901	1	PHD28 Scale Display
16	G10267101	1	PHD28 Bezel
17	G10002701	1	CAN Scale Module
18	G10265001	1	Scale Module Mount
19	G10265101	2	Bolt Seat, 1" Diameter
20	G10242801	1	PHD28 Bulk Fill Scale CAN Cable
21	G10266901	1	CAN Stub Harness
22	GA14135	6	Load Cell
23	G10325	12	Hex Head Cap Screw, 3/8"-16 x 2 3/4"
24	G10108	12	Lock Nut, 3/8"-16

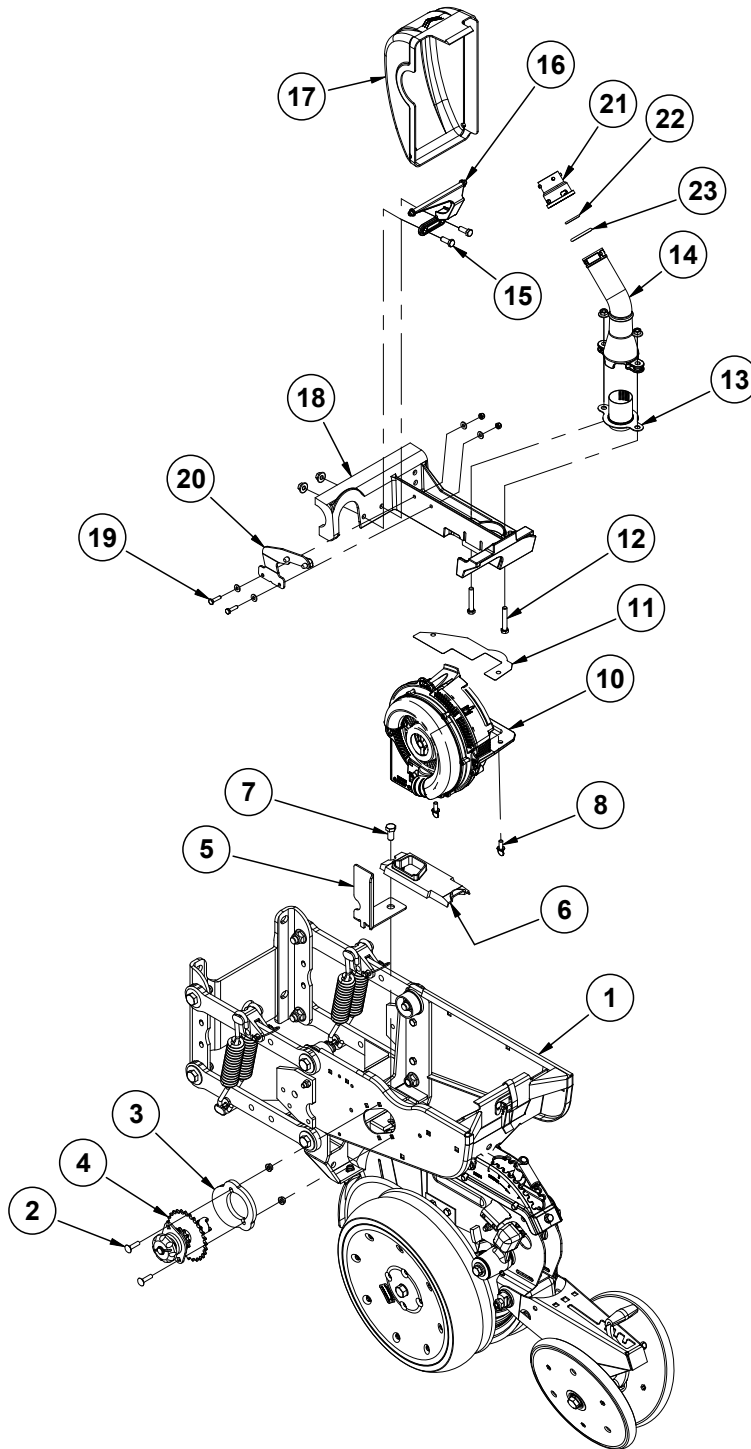
(IP1638)



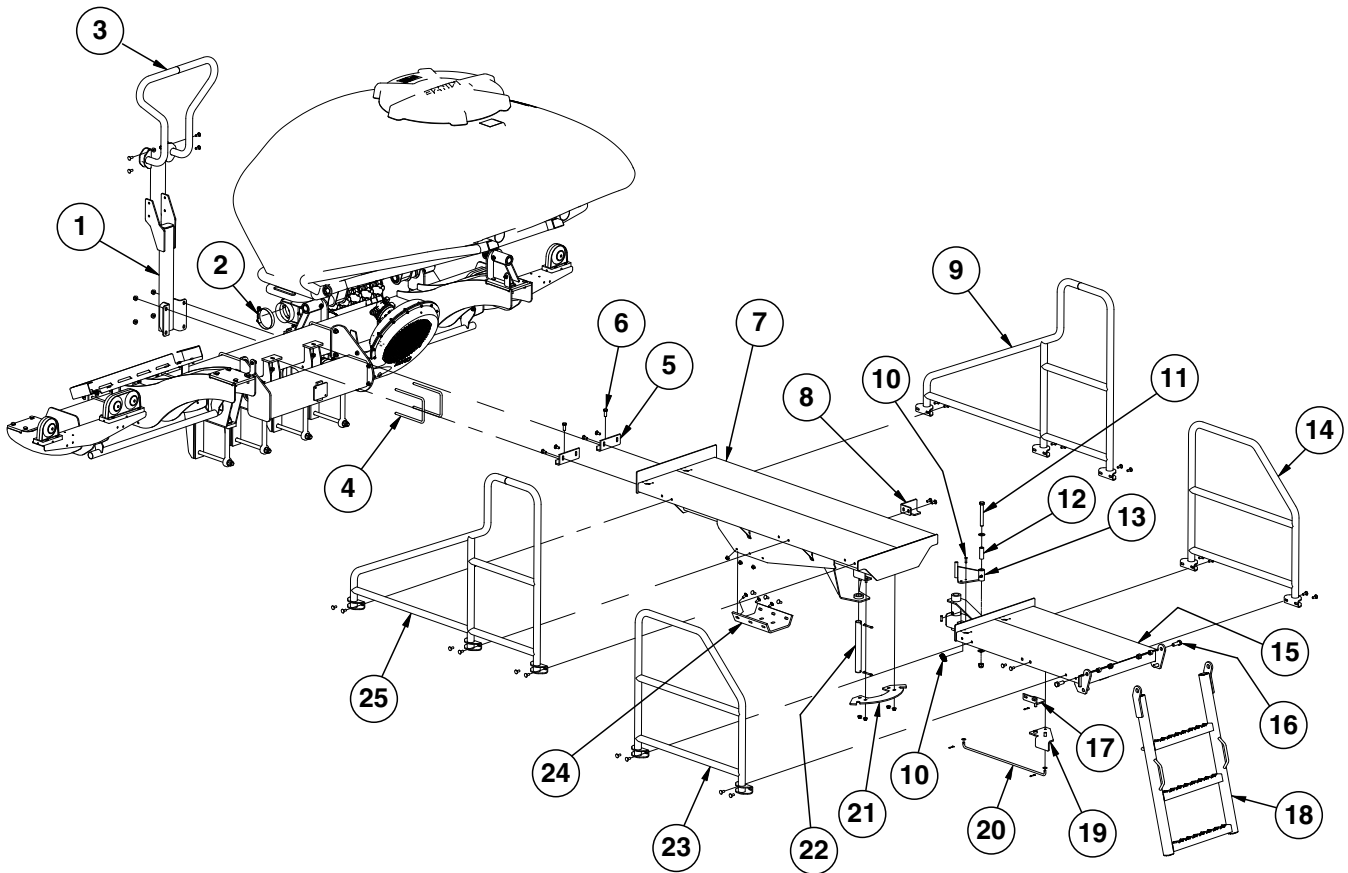


ITEM	PART NO.	QTY. Per Row	DESCRIPTION
1	---	-	<a href="#">See "Shank Assembly, Seed Tube, and Depth Adjustment" on page P3</a> <a href="#">See "Parallel Arms, Mounting Support Plate, and Quick Adjustable Down Forces Springs Option" on page P7</a> <a href="#">See "Hopper Support and Meter Drive" on page P17</a>
2	G10338	2	Carriage Bolt, 5/16"-18 x 1 1/4"
	G10620	2	Serrated Flange Nut, 5/16"-18
3	GB0331	1	Clutch Adapter Plate
4	GA10151	1	Seed Meter Clutch Assembly, 11/19 Tooth
5	GD19509	1	O-Ring, Large
6	GB0430	1	Bulk Fill Large Cap
7	GB0446	1	Bulk Fill Mechanical Meter Cover Seal
8	GB0445	1	Bulk Fill Mechanical Meter Cover
9	GB0455	1	Bulk Fill Air Pressure Dissipator
10	GB0574	1	Air Dissipator Screen
11	G10004	2	Hex Head Cap Screw, 3/8"-16 x 1 1/4"
12	GD29339	2	4-Prong Knob
13	GA9547	1	Mini-Hopper
	GD12561	-	Threaded Insert, 5/16"-18
A	GA14031	-	Bulk Fill Mechanical Meter Cover Assembly (Items 7-11)

(IP1636)

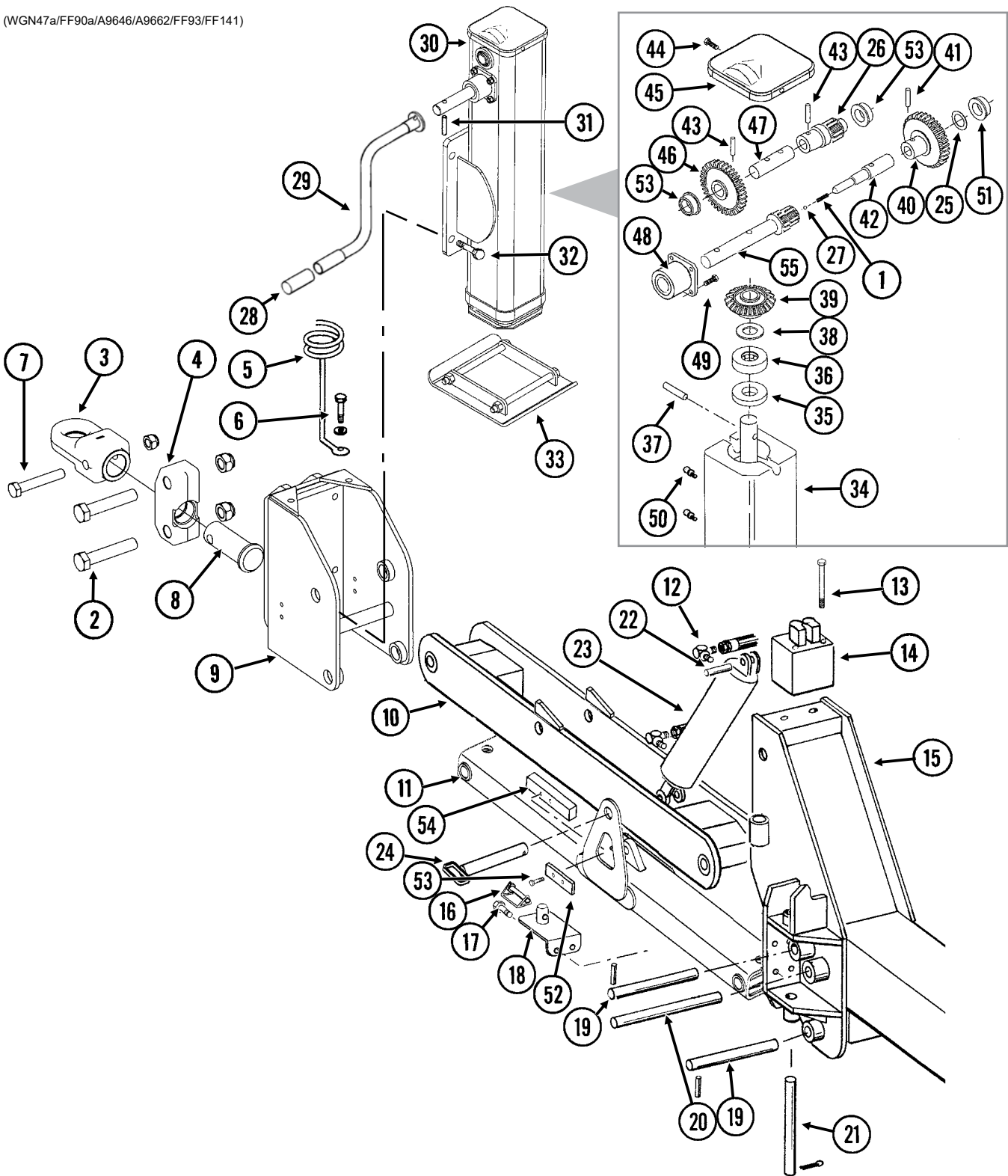


ITEM	PART NO.	QTY.	DESCRIPTION
1	---	1	<a href="#">See "Shank Assembly, Seed Tube, and Depth Adjustment" on page P3</a> <a href="#">See "Parallel Arms, Mounting Support Plate, and Quick Adjustable Down Forces Springs Option" on page P7</a> <a href="#">See "Hopper Support and Meter Drive" on page P17</a>
2	G10338	2	Carriage Bolt, 5/16"-18 x 1 1/4"
	G10620	2	Serrated Flange Nut, 5/16"-18
3	GB0331	1	Clutch Adapter Plate
4	GA20640	1	Meter Drive Assembly, 11/28 Tooth
	G3303-108	-	Chain, No. 41, 108 Pitch Including Connector Link
	G3303-120	-	Chain, No. 41, 120 Pitch Including Connector Link (Center 4 Rows)
	GR0196	-	Connector Link, No. 41
5	GD29798	1	Chain Guard
6	GB0926	1	Shank Cover
7	G10014	1	Hex Head Cap Screw, 1/2"-13 x 1"
	G10071	1	Serrated Flange Nut, 1/2"-13
8	G11009	2	Locking Thumbscrew, 5/16"-18 x 3/4"
9	---	---	---
10	----	1	<a href="#">See "Vacuum Seed Meter" on page P25</a>
11	GD29413	1	Hopper Shim
12	G10939	2	Hex Head Cap Screw, 3/8"-16 x 2 1/4"
	G11091	2	Serrated Flange Nut, 3/8"-16
13	GB0901	1	Air Dissipator Screen
14	GB0455	1	Bulk Fill Air Pressure Dissipator
15	G10001	2	Hex Head Cap Screw, 3/8"-16 x 1"
	G11091	2	Serrated Flange Nut, 3/8"-16
16	GB0717	1	Vacuum Meter Cover Hinge
17	GB0428	1	Meter Cover
18	GA25304	1	Meter Mount W/Inserts
	GD35858	-	Threaded Insert, 5/16"-18 (Included W/GA25304)
19	G10064	2	Hex Head Cap Screw, 1/4"-20 x 1"
	G11385	4	Flat Washer, 1/4" SAE
	G10110	2	Lock Nut, 1/4"-20, Grade B
20	GA21309	1	Meter Support
21	GB0430	1	Bulk Fill Large Cap
22	GD19508	1	Small O-Ring
23	GD19509	1	O-Ring, Large



ITEM	PART NO.	QTY.	DESCRIPTION
1	GA16693	1	Front Hand Rail Post
2	G11360	4	T-Bolt Hose Clamp, 4½"
3	GA14097	1	Front Handrail
	G10305	4	Carriage Bolt, ⅜"-16 x 1"
	G11091	4	Serrated Flange Nut, ⅜"-16
4	GD8306	2	U-Bolt, 7" x 5" x ½"-13
	G10071	4	Serrated Flange Nut, ½"-13
5	GD19972	2	Front Catwalk Mount Plate
	G10305	4	Carriage Bolt, ⅜"-16 x 1"
	G11091	4	Serrated Flange Nut, ⅜"-16
6	G10037	2	Hex Head Cap Screw, ½"-13 X 1¼"
	G10071	2	Serrated Flange Nut, ½"-13
7	GA14246	1	Front Catwalk
8	GD20356	1	Ladder Latch
	G10305	4	Carriage Bolt, ⅜"-16 x 1"
	G11091	4	Serrated Flange Nut, ⅜"-16
9	GA14224	1	R.H. Front Handrail
	G10305	6	Carriage Bolt, ⅜"-16 x 1"
	G11091	6	Serrated Flange Nut, ⅜"-16
10	G10478	2	Clevis Pin, ⅝" x 1"
	GD5857	1	Spring
11	G10046	1	Hex Head Cap Screw, ⅝"-11 x 5"
	G11391	2	Flat Washer, ⅝" SAE
	G10107	1	Lock Nut, ⅝"-11
12	GD3180-32	1	Sleeve, ⅞" O.D. x .635 I.D. x 2½"
13	GA14242	1	Latch
14	GA14222	1	R.H. Rear Handrail
	G10305	4	Carriage Bolt, ⅜"-16 x 1"
	G11091	4	Serrated Flange Nut, ⅜"-16
15	GA14244	1	Rear Catwalk
16	G10005	2	Hex Head Cap Screw, ⅝"-11 x 1 ¾"
	GB0218	2	Bushing, 2½" I.D. x ⅞" O.D. x 1½" Long
	G10107	2	Lock Nut, ⅝"-11
17	GA14240	1	Latch Mount
	G10451	1	Cotter Pin, ⅛" x 1"
	G10305	2	Carriage Bolt, ⅜"-16 x 1"
	G11091	2	Serrated Flange Nut, ⅜"-16
18	GA14243	1	Ladder
19	GA14241	1	Latch Handle
20	GD20252	1	Latch Stabilizer
	G10451	2	Cotter Pin, ⅛" x 1"
	G11387	2	Flat Washer, ⅜" SAE
21	GD20270	1	Latch Plate
22	GD9542-05	1	Pin, 1¼" x 11¾"
	G10460	2	Cotter Pin, ¼" x 2"
23	GA14223	1	L.H. Rear Handrail
	G10305	4	Carriage Bolt, ⅜"-16 x 1"
	G11091	4	Serrated Flange Nut, ⅜"-16
24	GD19971	1	Rear Catwalk Mount Plate
	G10305	6	Carriage Bolt, ⅜"-16 x 1"
	G11091	6	Serrated Flange Nut, ⅜"-16
25	GA14225	1	L.H. Front Handrail
	G10305	6	Carriage Bolt, ⅜"-16 x 1"
	G11091	6	Serrated Flange Nut, ⅜"-16

(WGN47a/FF90a/A9646/A9662/FF93/FF141)



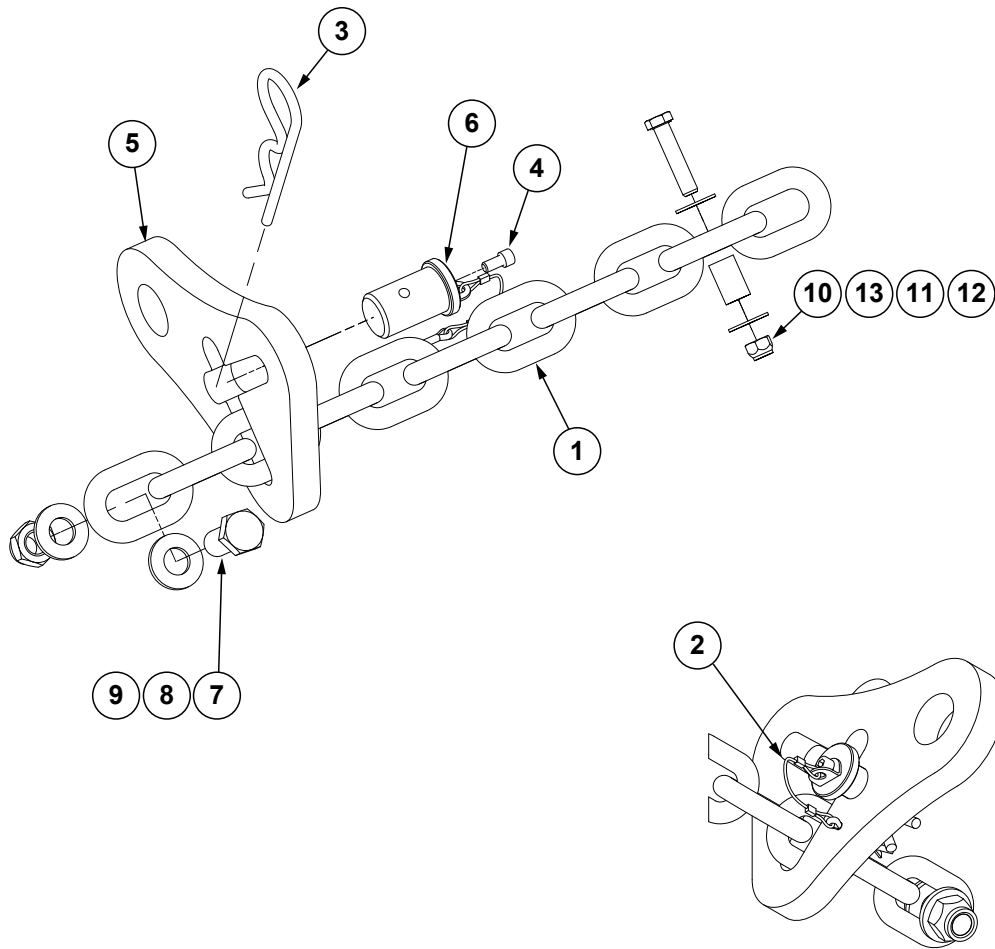
ITEM	PART NO.	QTY.	DESCRIPTION
1	GD13610	1	Detent Spring
2	G10042	2	Hex Head Cap Screw, 1¼"-7 x 6½"
	G10157	2	Lock Nut, 1¼"-7
3	GB0361	1	Single Clevis, Swivel Hitch
4	GA9526	1	Swivel Block W/Grease Fitting
	G10643	-	Grease Fitting, 45°, ¼"-28
5	GD9349	1	Hose Holder
6	G10006	1	Hex Head Cap Screw, ⅝"-11 x 2¼"
	G10230	1	Lock Washer, ⅝"
	G11391	1	Flat Washer, ⅝" SAE (If Applicable)
	G10104	1	Hex Nut, ⅝"-11
7	G11186	2	Hex Head Cap Screw, 1"-8 x 6½"
	G10396	2	Lock Nut, 1"-8
8	GD13377	1	Spindle
9	GA9459	1	Hitch Cap
10	GA9894	1	Upper Hitch Link W/Grease Fittings
	G10640	-	Grease Fitting, ¼"-28
11	GA10043	1	Lower Hitch Link W/Grease Fittings
	G10640	-	Grease Fitting, ¼"-28
12	G6801-08	2	Elbow W/O-Ring, 90°, ¾"-16 Male JIC To O-Ring
	GR1037	-	O-Ring
13	G10756	2	Hex Head Cap Screw, ⅜"-16 x 6"
	G11387	2	Flat Washer, ⅜" SAE
	G10108	2	Lock Nut, ⅜"-16
14	---	-	<a href="#">See "Valve Block on Front Hitch" on page P123</a>
15	---	-	<a href="#">See "Front Hitch Assembly (Rear Section)" on page P80</a>
16	GD10705	1	Locking Clip Pin, ¼" x 2½"
17	G10004	2	Hex Head Cap Screw, ⅜"-18 x 1¼", 24 Row 20" and 24 Row 22"
	G10108	2	Lock Nut, ⅜"-16, 24 Row 20" and 24 Row 22"
18	GA17460	1	Jack Handle Storage, 24 Row 20" and 24 Row 22"
19	GD9464-01	4	Pin, 1½" x 11¼"
	G10475	8	Spring Pin, ¼" x 2¼"
20	GD0671	1	Pin, 1¼" x 10¾"
	G10460	2	Cotter Pin, ¼" x 2"
21	GD4014	2	Pin, 1¼" x 12"
	G10460	4	Cotter Pin, ¼" x 2"
22	GR0717	2	Pin W/Clip
	GR0193	-	Hair Pin Clip
23	---	-	<a href="#">See "Hitch Paralled Linkage Cylinder" on page P118</a>
24	GA6813	1	Parallel Linkage Lock Pin
	GD14217	1	Tab Lock Pin, 7/16" x 1½"
25	G11032	1	Shim
26	GD13605	1	Output Spur Gear
27	GD13609	2	Detent Ball
28	G11012	1	Cover
29	GA9655	1	Handle
30	GA9646	1	2-Speed Jack Assembly, Less Handle And Foot Assembly
31	G11076	1	Spring Pin, M10 x 50 (Metric)
32	G10006	4	Hex Head Cap Screw, ⅝"-11 x 2¼"
	G10230	4	Lock Washer, ⅝"
	G10104	4	Hex Nut, ⅝"-11

Continued on the next page.

ITEM	PART NO.	QTY.	DESCRIPTION
33	GA9662	1	Jack Foot Assembly W/Hardware
	G11034	-	Hex Head Cap Screw, 1/2"-13 x 7"
	G10111	-	Lock Nut, 1/2"-13
34	GA9663	1	Lower Leg Assembly
35	GD13598	1	Collar
36	GA9665	1	Thrust Bearing
37	G10840	1	Dowel Pin, 3/8" x 1 3/4"
38	GD13600	1	Thrust Washer
39	GD13601	1	Bevel Gear
40	GD13602	1	Output Cluster Gear
41	G11030	1	Spring Pin, 3/8" x 1 3/4"
42	GD13603	1	Output Shaft
43	G11031	2	Spring Pin, 5/16" x 1 1/2"
44	G10960	2	Flanged Whiz-Lock Screw, 1/4"-20 x 5/8", No Serration
45	GD13607	1	Cover
46	GD13606	1	Input Spur Gear
47	GD13608	1	Output Shaft
48	GA14992	1	Shaft Housing Assembly
49	G10019	4	Hex Head Cap Screw, 5/16"-18 x 1"
	G10109	4	Lock Nut, 5/16"-18, Grade 8
50	G10641	2	Grease Fitting, 1/8" NPT
51	GD13604	3	Bushing
52	GD15785	2	Mount, 1 1/2" x 5 1/2"
53	G10017	4	Hex Head Cap Screw, 1/2"-13 x 1 1/2"
	G10228	4	Lock Washer, 1/2"
54	GD15787	2	Stop Block, 1 1/2" x 8"
55	GD13611	1	Input Shaft
A	GA9504	-	2-Speed Jack/Mount Sub-Assembly (Items 2-9, 30, 31 And 33)
B	G7786x	-	Safety Chain Package (Items: 1 and 27)

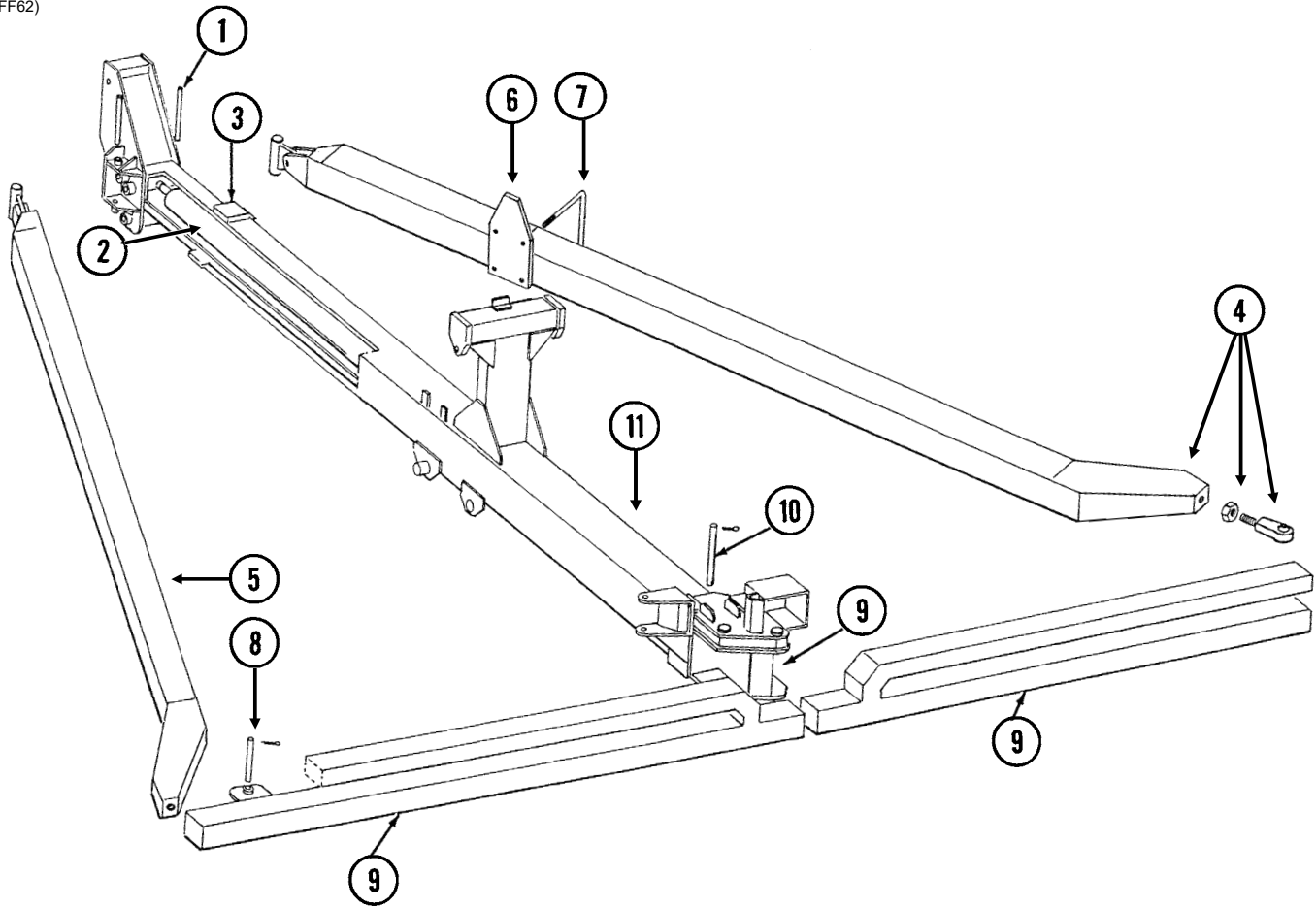


(A25017)



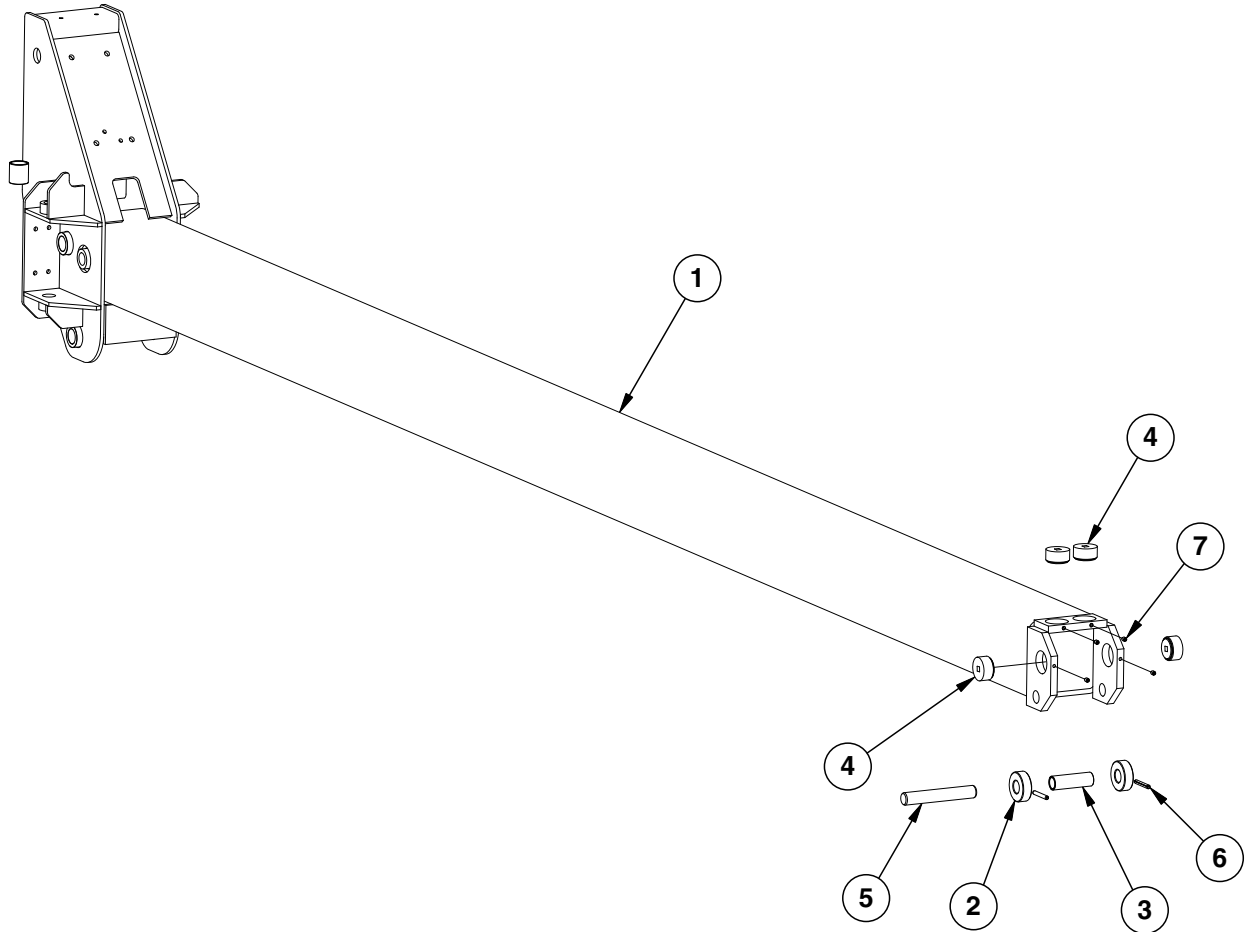
ITEM	PART NO.	QTY.	DESCRIPTION
1	G3324-01	1	Safety Chain, 13MM Grade 70, 97½"
2	GD35339	1	Looped Tether W/ Tabs and Cotter Pin
3	G10671	1	Hairpin Cotter, ⅜" x 3¼"
4	G11874	1	Hex Socket Head Cap Screw, ¼"-20 x ½"
5	GD35127	1	Single Chain Latch
6	GD35340	1	Chain Latch Pin
7	G10007	1	Hex Head Cap Screw, ⅝"-11 x 1½"
8	G11391	2	Flat Washer, ⅝" SAE
9	G10107	1	Lock Nut, ⅝"-11
10	G10108	1	Lock Nut, ⅜"-16
11	GD8893-07	1	Sleeve, 1" Long
12	G10047	1	Hex Head Cap Screw, ⅜"-16 x 1¼"
13	G10210	2	Washer, ⅜" USS
A	G9948X	-	⅜" Transport Safety Chain Package (Items 1-13)

(FF62)



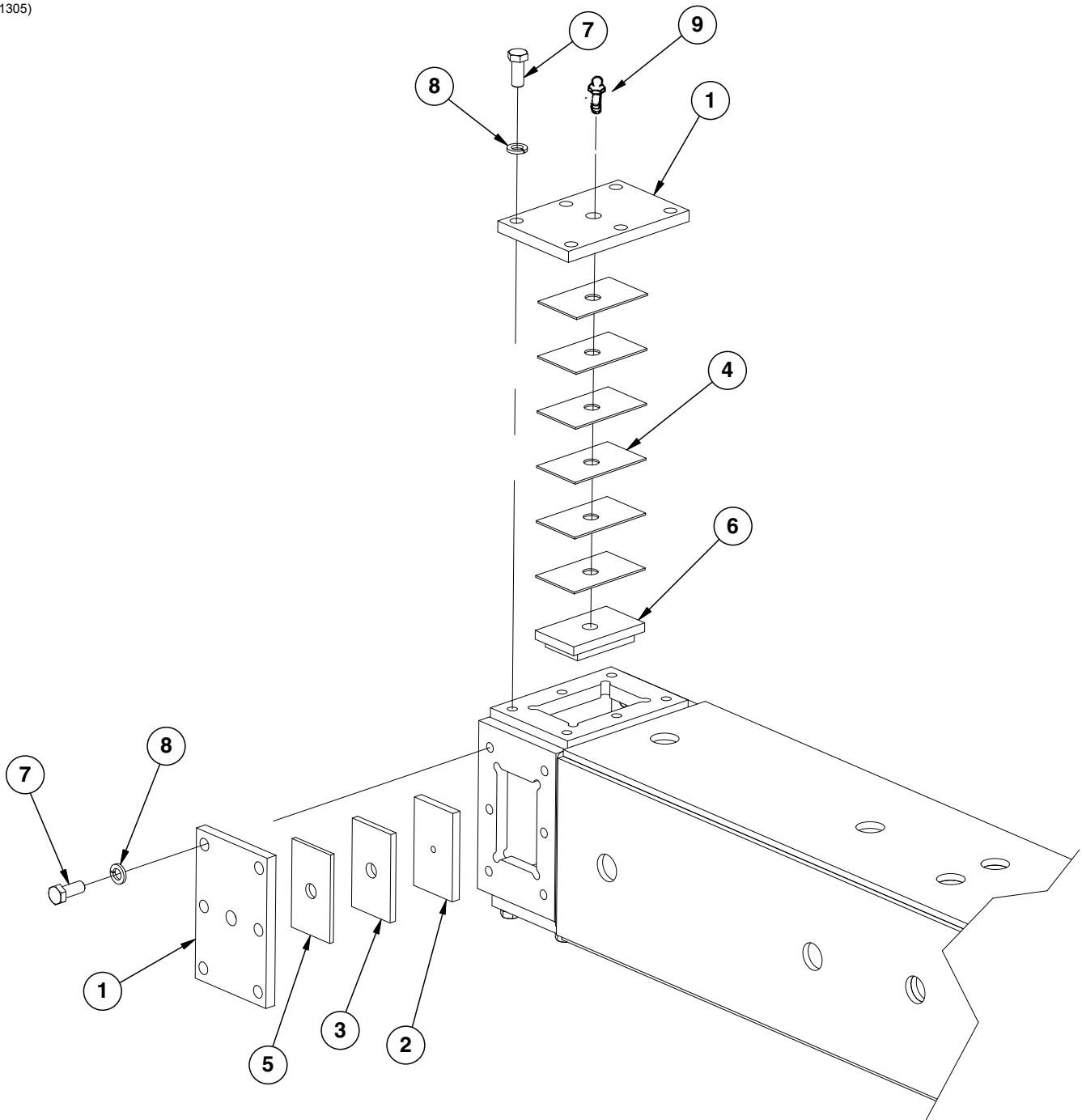
ITEM	PART NO.	QTY.	DESCRIPTION
1	---	-	<a href="#">See "Front Hitch Assembly/Safety Chain" on page P75</a>
2	---	-	<a href="#">See "Tongue Cylinder, 24 Row 20" and 24 Row 22" on page P121</a>
3	---	-	<a href="#">See "Front Wear Pads" on page P81</a>
4	GA16842 GD10230 G10831 GA6660	1 - - -	R.H. Draft Link W/Split Locking Nut, Socket Head Screw And Joint Split Locking Nut, 2"-12, Grade 2 Socket Head Screw, 1/4"-20 x 5/8" Joint
5	GA16841 GD10230 G10831 GA6660	1 - - -	L.H. Draft Link W/Split Locking Nut, Socket Head Screw And Joint Split Locking Nut, 2"-12, Grade 2 Socket Head Screw, 1/4"-20 x 5/8" Joint
6	GA7490	2	Stop
7	GD3887 G10230 G10104	4 8 8	U-Bolt, 5" x 7" x 5/8"-11 Lock Washer, 5/8" Hex Nut, 5/8"-11
8	GD3421 G10460	2 4	Pin, 1 1/4" x 8 3/4" Cotter Pin, 1/4" x 2"
9	---	-	<a href="#">See "Hinge and Wing Assemblies" on page P86</a>
10	GD5506 G10460	1 2	Pin, 1 1/4" x 16" Cotter Pin, 1/4" x 2"
11	A16679	1	Rear Hitch ( <b>Non-Stock Item</b> )

(IP1306)



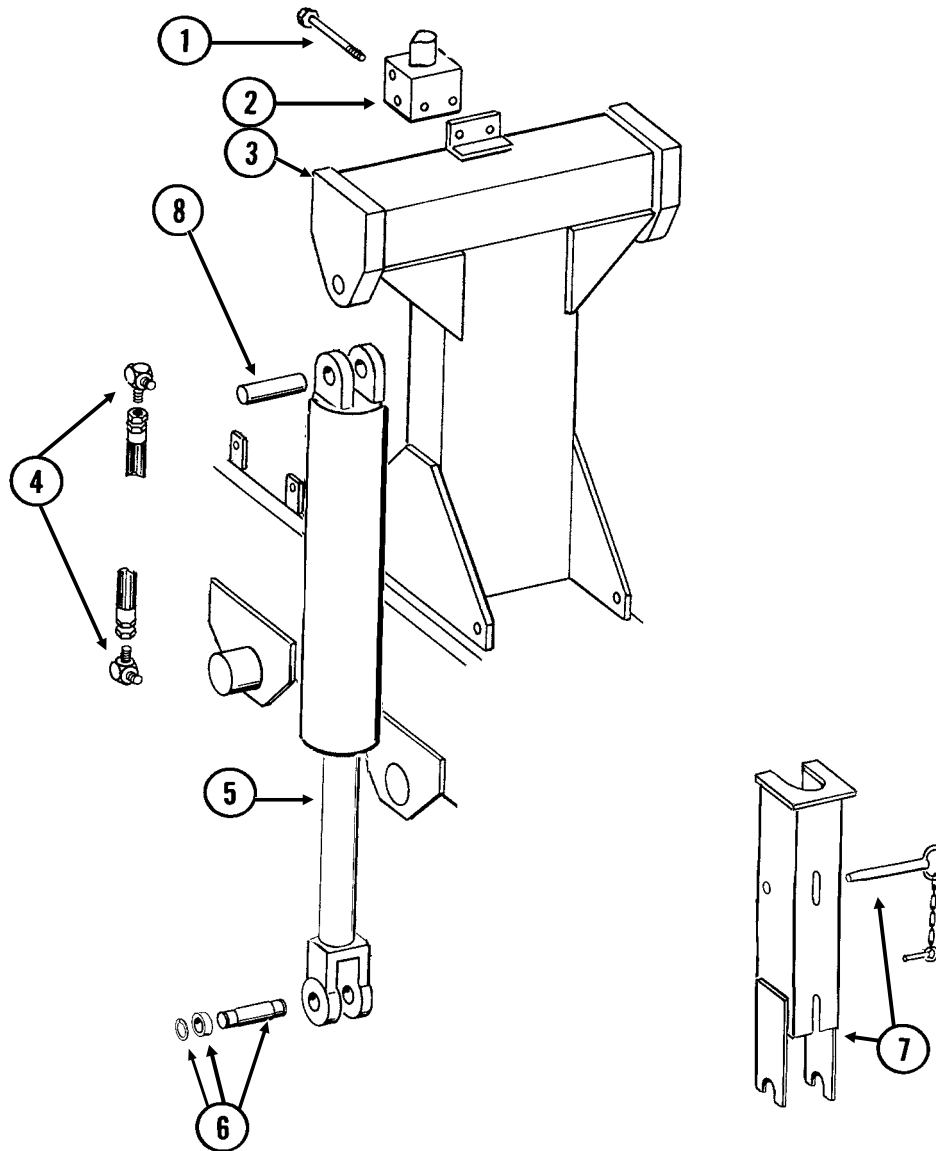
ITEM	PART NO.	QTY.	DESCRIPTION
1	A16680	1	Front Hitch, 166 5/8" (Non-Stock Item), 24 Row 20"
2	GD9366	2	Roller
3	GD9367	1	Sleeve
4	GD21000	4	Bronze Adjusting Plug
5	GD9362	1	Mounting Pin
6	G10769	2	Spring Pin, 3/8" x 2 3/4"
7	G10760	4	Hex Socket Set Screw, 3/8"-16 x 1/2"

(IP1305)



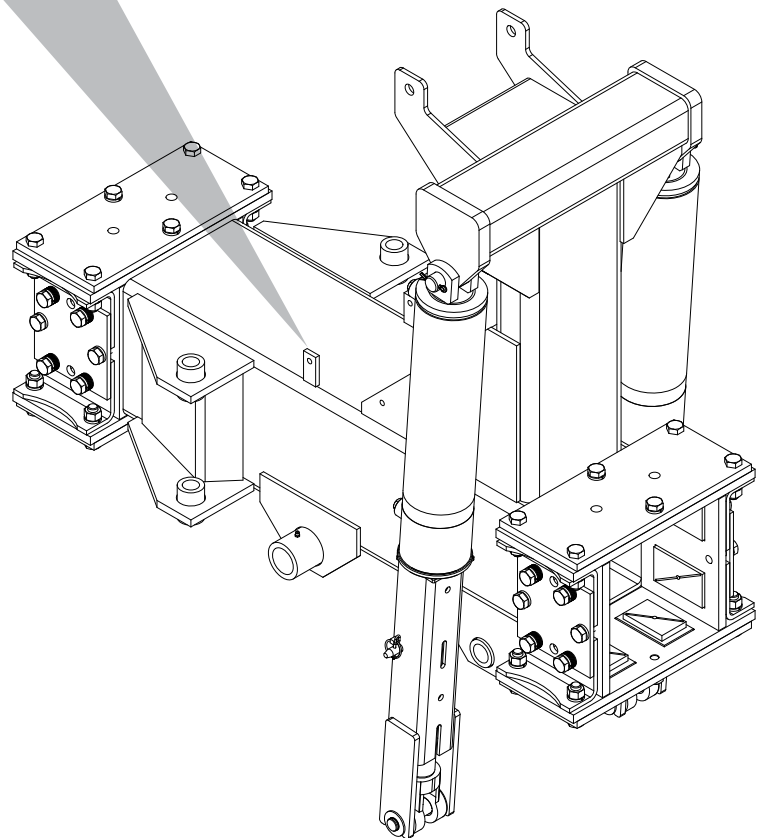
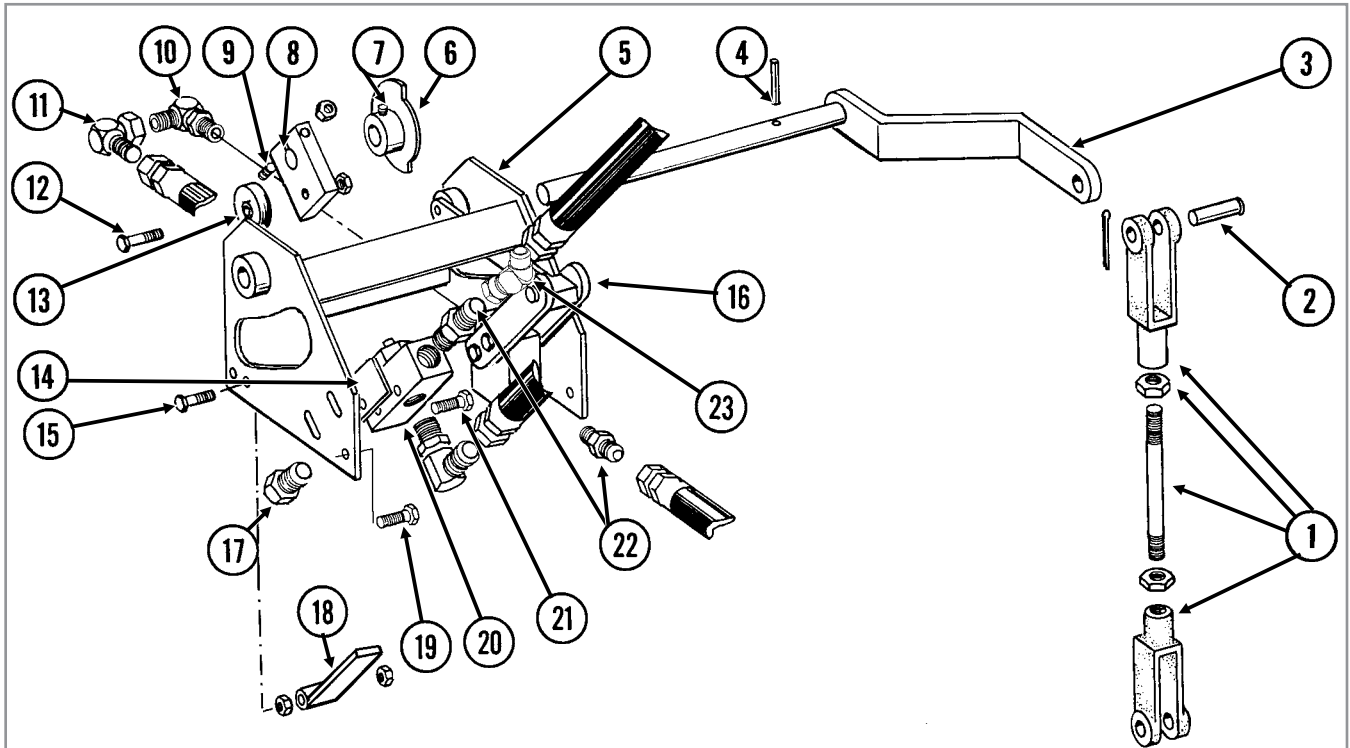
ITEM	PART NO.	QTY.	DESCRIPTION
1	GD9467	4	Cap
2	GD9468	2	Bearing Pad
3	GD9465	2	Shim, 3/8"
4	GD9498	12	Shim, 12 Gauge
5	GD10981	2	Shim, 1/4" (As Required)
6	GA6655	2	Retainer Pad
7	G10007	24	Hex Head Cap Screw, 5/8"-11 x 1 1/2"
8	G10230	24	Lock Washer, 5/8"
9	G10763	4	Grease Fitting, Extended, 1/8"-27

(FF63b)



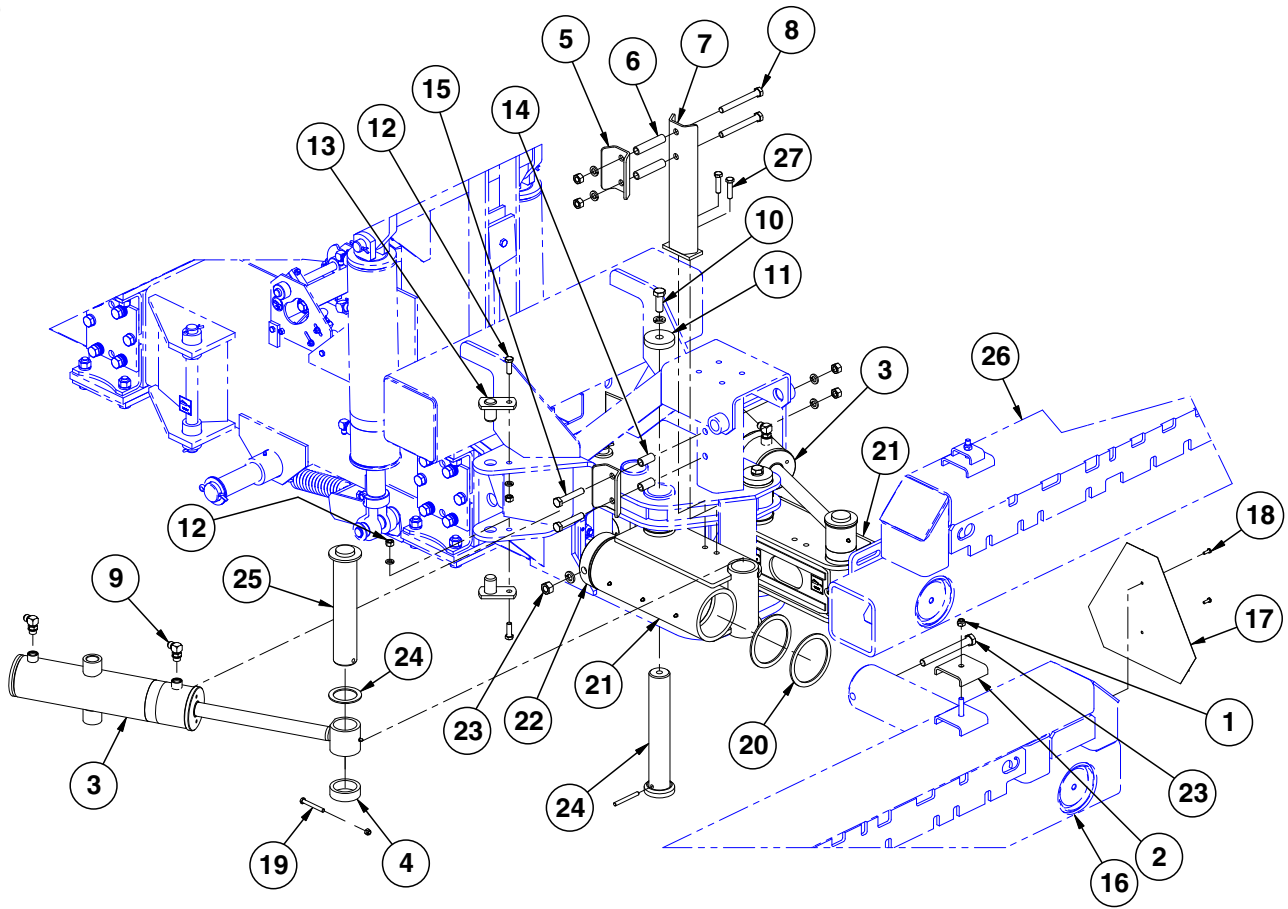
ITEM	PART NO.	QTY.	DESCRIPTION
1	G10326	2	Hex Head Cap Screw, 3/8"-16 x 3 3/4"
	G11091	2	Serrated Flange Nut, 3/8"-16
2	---	-	<a href="#">See "Valve Block on Tower Assembly" on page P126</a>
3	---	-	<a href="#">See "Hitch and Linkage Assembly, 24 Row 20" and 24 Row 22" on page P79</a>
4	G6801-08	4	Elbow W/O-Ring, 90°, 3/4"-16 Male JIC To O-Ring
	GR1037	-	O-Ring
5	---	-	<a href="#">See "Slave Cylinders" on page P117</a>
6	GD12545	2	Pin, 1 1/4" x 5 1/2"
	GD12535	4	Special Bushing, 2" O.D. x 1" I.D. x 3/4" Long
	G10982	4	HD External Retaining Ring, 1"
7	GA8971	1	Cylinder Lockup Bracket W/Pin Assembly
	GA8312	-	Pin W/Lynch Pin, 5 1/2"
8	GD12585	2	Pin, 1 1/4" x 4 1/2"
	G10460	4	Cotter Pin, 1/4" x 2"

(FF8g)



ITEM	PART NO.	QTY.	DESCRIPTION
1	GA6646	1	Rod Assembly
	GD8218	-	Yoke
	GD9499	-	Stud
	G10104	-	Hex Nut, 5/8"-11
2	G10560	2	Clevis Pin, 1/2" x 1 3/4"
	G10451	2	Cotter Pin, 1/8" x 1"
3	GA6685	1	Cam Activator
4	G10606	1	Spring Pin, 1/4" x 2"
5	GA6687	1	Housing
6	GA6686	1	Cam
7	G10120	2	Hex Socket Set Screw, 3/8"-16 x 1/2"
8	GD9511	1	Detent Arm
9	G10048	1	Hex Head Cap Screw, 3/8"-16 x 2"
	G10108	1	Lock Nut, 3/8"-16
10	G6801-10-08	1	Elbow W/O-Ring, 90°, 7/8"-14 Male JIC To 3/4"-16 O-Ring
	GR1037	-	O-Ring
11	G6500-10	1	Swivel Elbow, 90°, 7/8"-14 Male JIC To Female
12	G10009	1	Hex Head Cap Screw, 5/8"-11 x 2 1/2"
	G10107	1	Lock Nut, 5/8"-11
13	GA2014	1	Bearing
14	GD10714	-	Spacer
15	G10048	1	Hex Head Cap Screw, 3/8"-16 x 2"
	G10101	2	Hex Nut, 3/8"-16
16	---	-	<a href="#">See "Detent Lever Valve" on page P130</a>
17	G6408-08	1	Plug W/O-Ring, 3/4"-16 O-Ring
	GR1037	-	O-Ring
18	GA7153	1	Stroke Limiter Arm (If Applicable)
19	G10004	4	Hex Head Cap Screw, 3/8"-16 x 1 1/4"
	G10229	4	Lock Washer, 3/8"
	G10101	4	Hex Nut, 3/8"-16
20	---	-	<a href="#">See "Stroke Limiter Valve" on page P131</a>
21	G10069	2	Hex Head Cap Screw, 5/16"-18 x 2 1/4"
	G10109	2	Lock Nut, 5/16"-18
	G11386	2	Flat Washer, 5/16" SAE
22	G6400-10-08	1	Connector W/O-Ring, 7/8"-14 Male JIC To 3/4"-16 O-Ring
	GR1037	-	O-Ring
23	G6502-10	-	Swivel Elbow, 45°, 7/8"-14 Male JIC To Female

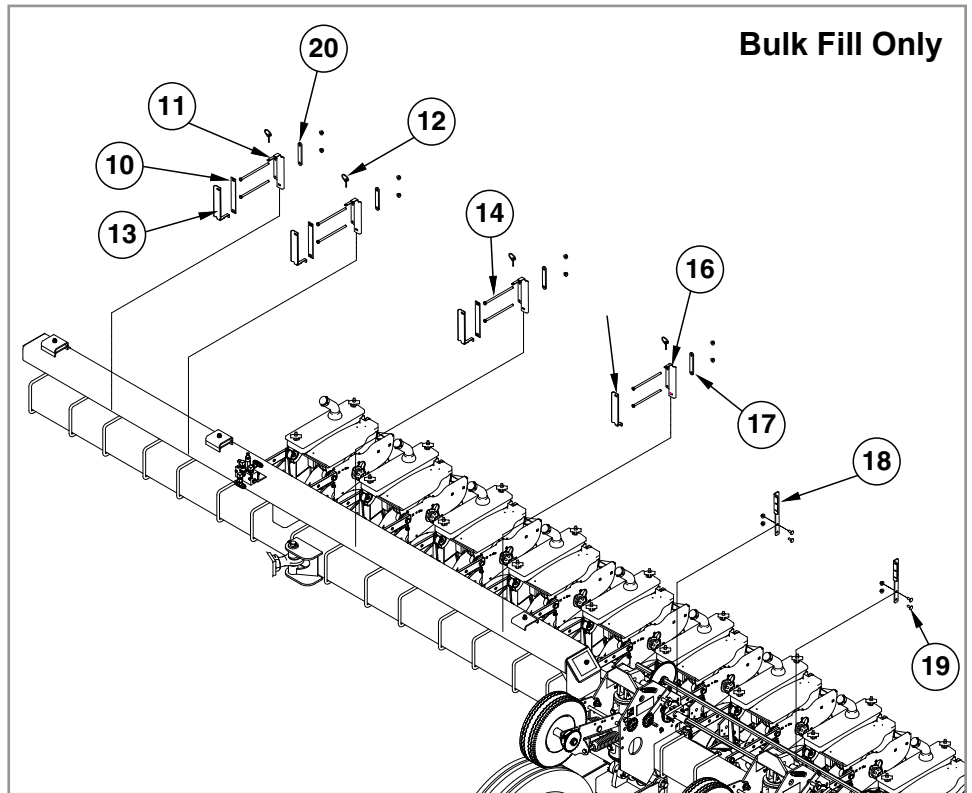
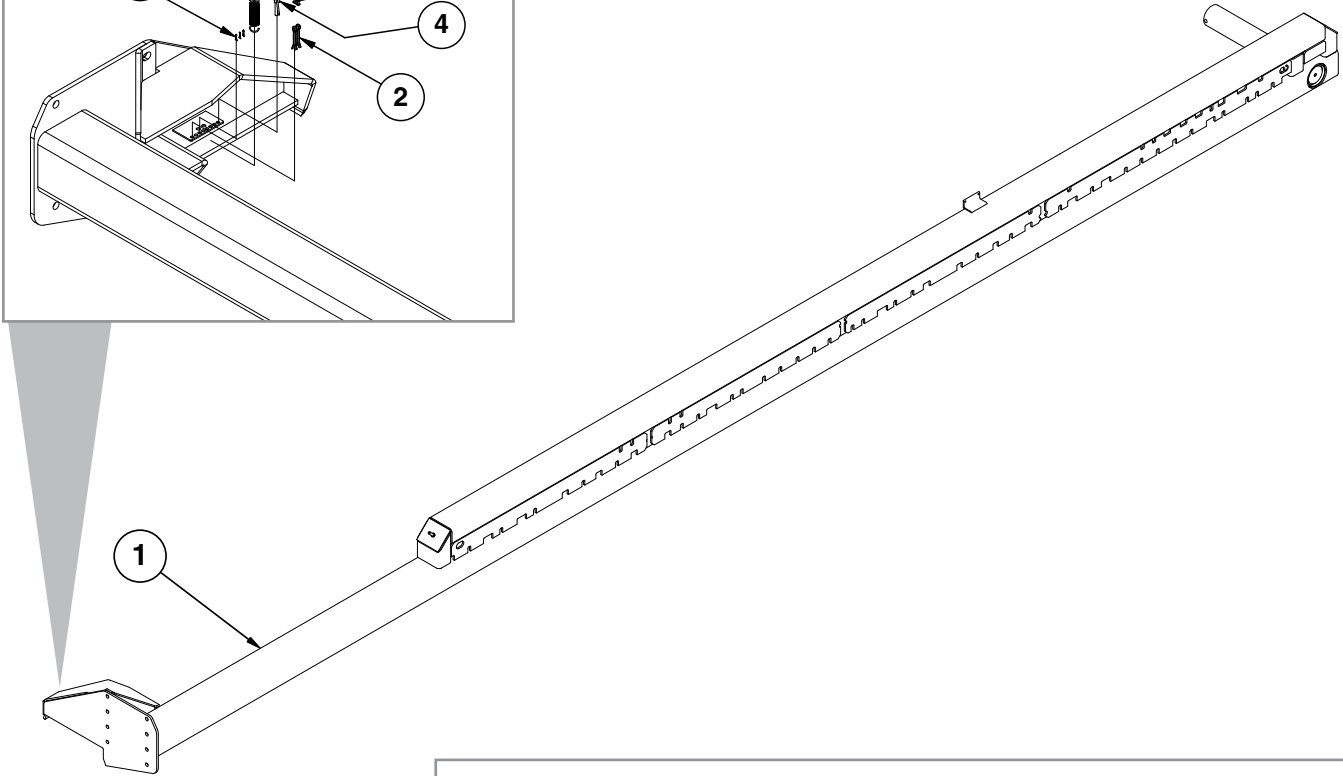
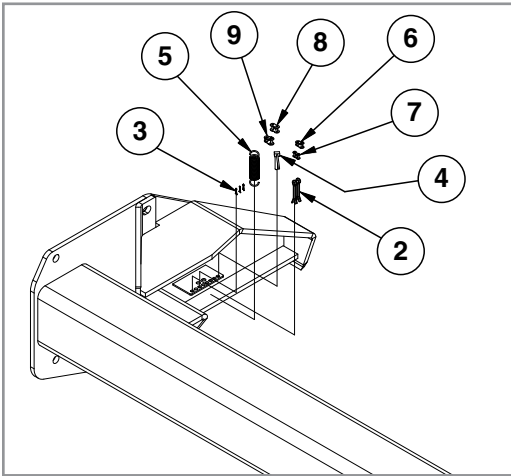
(IP1534)



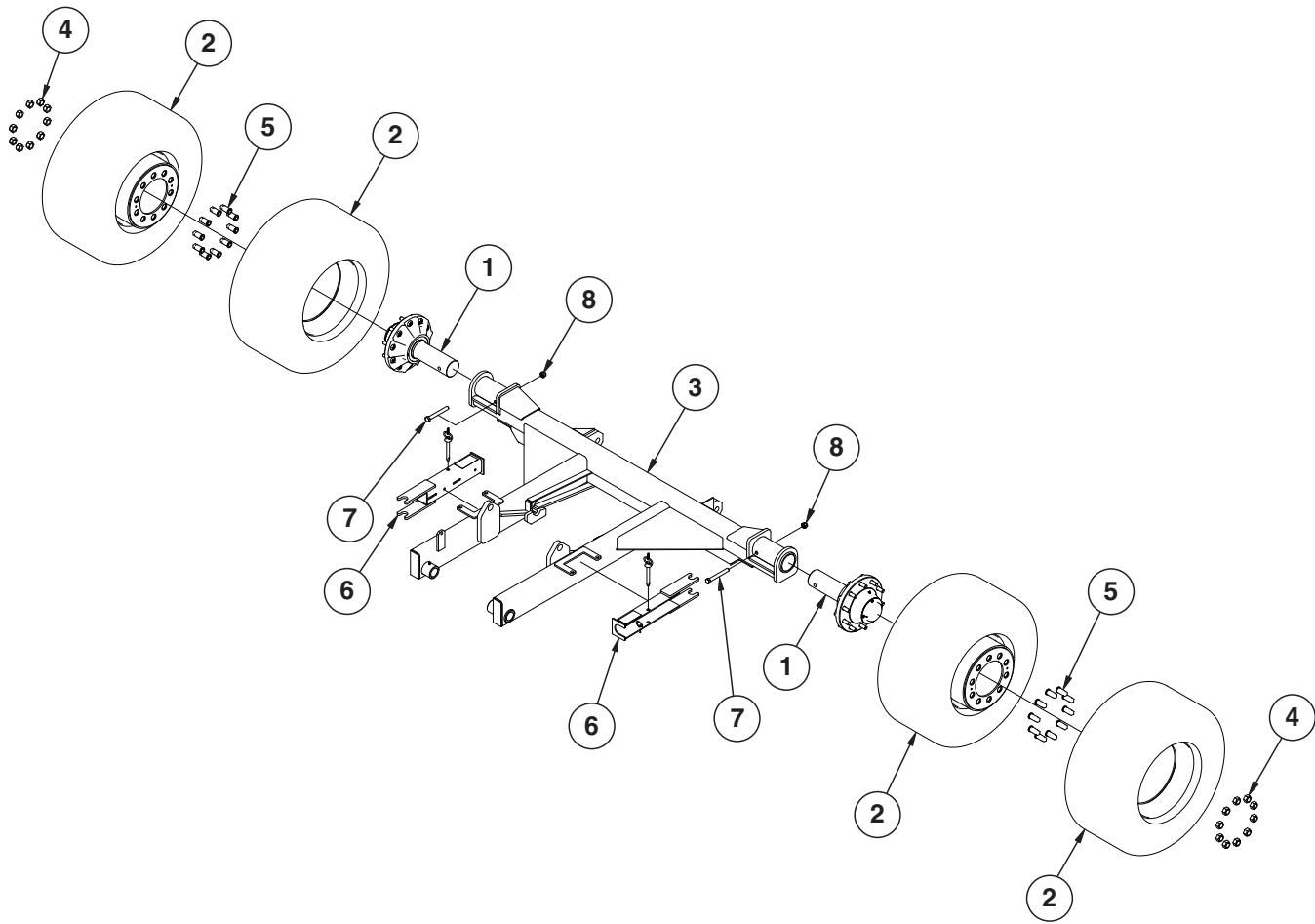


ITEM	PART NO.	QTY.	DESCRIPTION
1	G10111	12	Lock Nut, 1/2"-13
2	GD0740	10	Hose Clamp, 3/4" x 4" x 3 1/2"
	GD0776	4	Hose Clamp, 3/4" x 2" x 2 1/2"
3	GA8905	1	<a href="#">See "Helper Cylinder, All Sizes" on page P120</a>
4	GD9727	2	Spacer
5	GD9361	2	Hose Guide
6	GD3180-13	2	Sleeve, 5/8" I.D. x 7/8" O.D. x 4" Long
7	GA6640	1	Bracket
8	G10011	2	Hex Head Cap Screw, 5/8"-11 x 5 1/2"
	G10230	2	Lock Washer, 5/8"
	G10104	2	Hex Nut, 5/8"-11
9	G6801-06-08	4	Elbow W/O-Ring, 90°, 9/16"-18 Male JIC To 3/4"-16 O-Ring
	GR1037	-	O-Ring
10	G10026	2	Hex Head Cap Screw, 3/4"-10 x 2"
	G10231	2	Lock Washer, 3/4"
11	GD9516	2	Pivot Washer
	G10360	4	Machine Bushing, 2 1/2", 10 Gauge (.1345")
12	G10017	4	Hex Head Cap Screw, 1/2"-13 x 1 1/2"
	G10111	4	Lock Nut, 1/2"-13
13	GA6761	4	Pin
14	GD3180-06	2	Sleeve, 5/8" I.D. x 7/8" O.D. x 1 3/4" Long
15	G10013	2	Hex Head Cap Screw, 5/8"-11 x 3 1/2"
	G10230	2	Lock Washer, 5/8"
	G10104	2	Hex Nut, 5/8"-11
16	---	---	<a href="#">See "Wing Frame, 24 Row" on page P87</a>
17	GD2199	1	SMV Sign
18	G10023	2	Hex Head Cap Screw, 1/4"-20 x 3/4"
	G10621	2	Serrated Flange Nut, 1/4"-20
19	G10062	2	Hex Head Cap Screw, 3/8"-16 x 3"
	G10108	2	Lock Nut, 3/8"-16
20	GD9462	6	Washer
21	GA8138	2	Knuckle
	G10640	6	Grease Fitting, 1/4"-28
22	GD9463	2	Washer
23	G10057	2	Hex Head Cap Screw, 3/4"-10 x 7"
	G10231	2	Lock Washer, 3/4"
	G10105	2	Hex Nut, 3/4"-10
24	GA8994	2	Vertical Pin
	GD12692	2	Pin, 3/8" x 3 1/2"
	G10360	---	Machine Bushing, 2 1/2", 10 Gauge (As Required)
	G10359	---	Machine Bushing, 2 1/2", 18 Gauge (As Required)
25	GA21004	2	Wing Pivot Pin
26	---	---	<a href="#">See "Wing Frame, 24 Row" on page P87</a>
27	G10016	2	Hex Head Cap Screw, 1/2"-13 x 2"
	G10071	2	Serrated Flange Nut, 1/2"-13

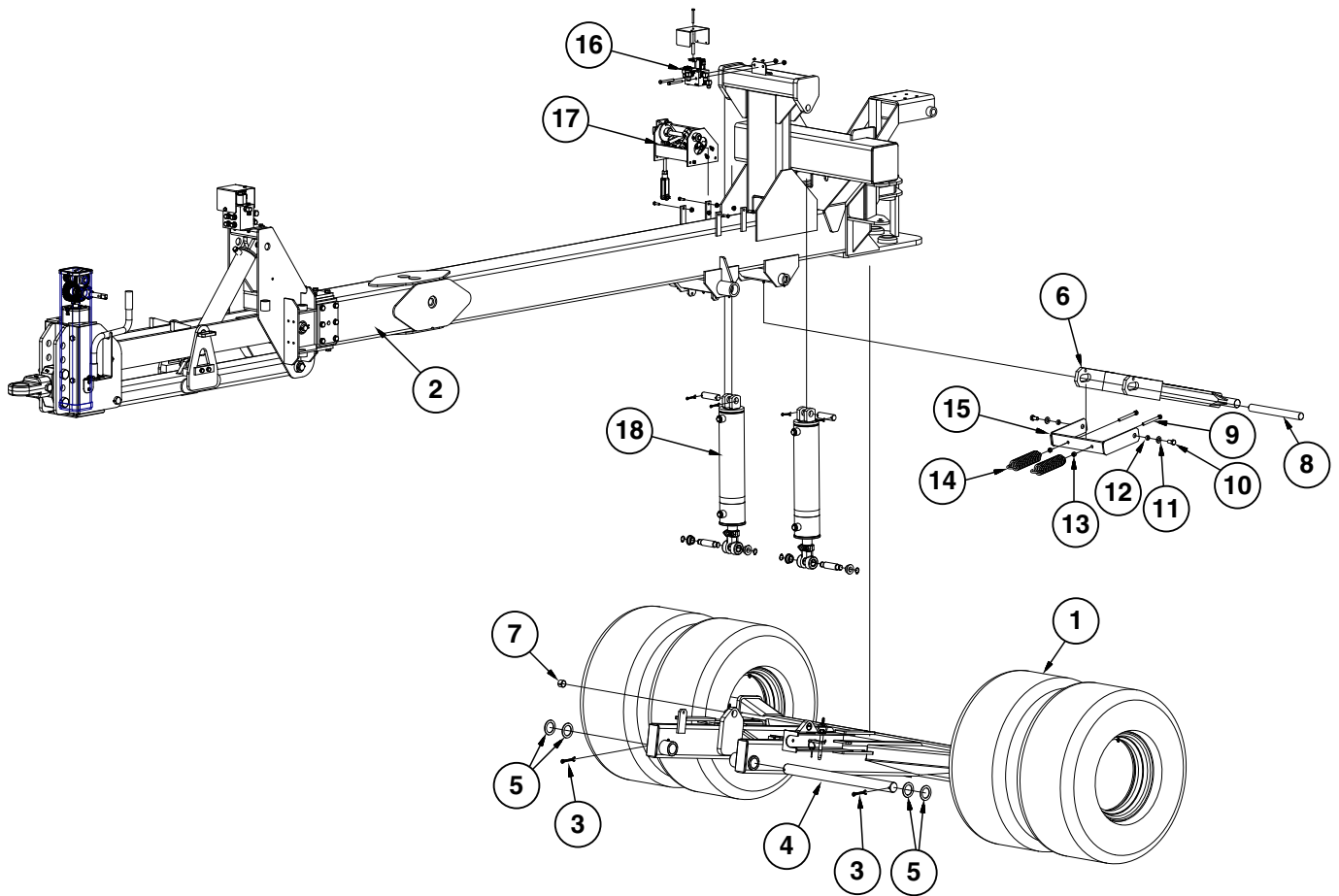
(IP1165)



ITEM	PART NO.	QTY.	DESCRIPTION
1	GA16916	1	R.H. Wing, 267", 24 Row 22"
	GA8847	1	L.H. Wing, 270 <sup>3</sup> / <sub>8</sub> ", 24 Row 22"
	GA16914	-	R.H. Wing, 243", 24 Row 20"
	GA7459	-	L.H. Wing, 246 <sup>3</sup> / <sub>8</sub> ", 24 Row 20"
2	G10460	2	Cotter Pin, 1/4" x 2" (Toolbox)
	G10670	3	Hair Pin Clip, No. 3 (Toolbox)
3	G10455	3	Cotter Pin, 1/16" x 1/2" (Toolbox)
	G10478	2	Clevis Pin, 5/16" x 1" (Toolbox)
4	GD2558	1	Lynch Pin, 1/4" (Toolbox)
	G10821	3	Clevis Pin, 3/16" x 2" (Toolbox)
5	GD5857	1	Spring (Toolbox)
6	GR0201	1	Offset Link, No. 41 (Toolbox)
7	GR0196	1	Connector Link, No. 41 (Toolbox)
8	GR0912	1	Connector Link, No. 40 (Toolbox)
9	GR0911	1	Offset Link, No. 40 (Toolbox)
10	GD24299	-	Separator Plate
11	GD26147	-	Double Wide Base Holder
12	GD5625	-	Lynch Pin, 3/16"
13	GD26145	-	Short Double Wide Hose Holder
14	G10686	-	Hex Head Cap Screw, 3/8"-16 x 8"
	G11091	-	Serrated Flange Nut, 3/8"-16
15	GD20595	-	Hose Holder Short Mount
16	GD24297	-	Holder Base
17	GD23768	-	Bracket Mount
18	GD20114	-	Seed Hose Support Bracket
19	G10305	-	Carriage Bolt, 3/8"-16 x 1"
	G11091	-	Serrated Flange Nut, 3/8"-16
20	GD23768	-	Bracket Mount

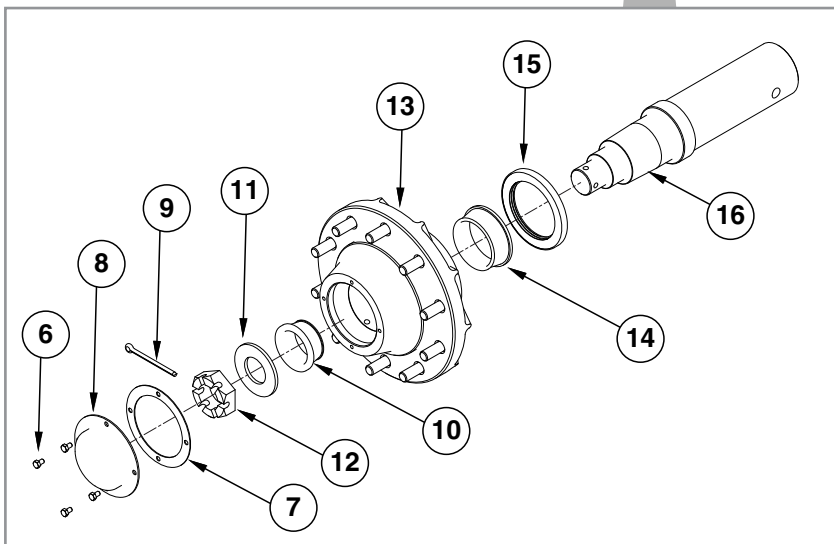
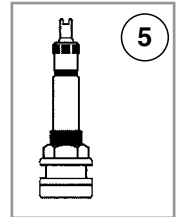
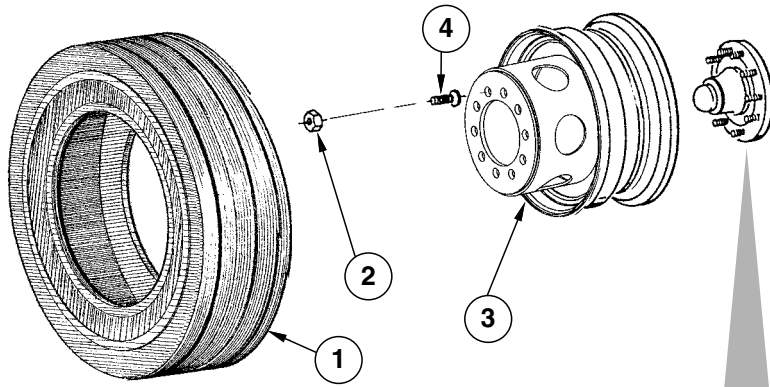


ITEM	PART NO.	QTY.	DESCRIPTION
1	---	2	<a href="#">See "Transport Wheel and Hub Assembly" on page P91</a>
2	---	4	<a href="#">See "Transport Wheel and Hub Assembly" on page P91</a>
3	GA16872	1	Axle, 24 Row 22" (Non-Stock Item) (Shown)
	GA16870	-	Axle, 24 Row 20" (Non-Stock Item)
4	GD9509	20	Outer Budd Nut
5	GD12567	20	Inner Budd Nut, 3/4"-16 x 1 1/8"-16, Grade 8
6	GA8971	2	Cylinder Lockup Bracket W/Pin Assembly
	GA8312		Pin W/Lynch Pin, 5 1/2"
7	G10440	2	Hex Head Cap Screw, 3/4"-10 x 6"
8	G10112	2	Lock Nut, 3/4"-10



ITEM	PART NO.	QTY.	DESCRIPTION
1	---	-	<a href="#">See "Axle, 24 Row 20" and 24 Row 22" on page P89</a>
2	---	-	<a href="#">See "Hitch and Linkage Assembly, 24 Row 20" and 24 Row 22" on page P79</a>
3	G10461	2	Cotter Pin, 3/8" x 3"
4	GD9566-01	1	Pin, 2 1/8" x 31 3/8"
5	G10234	4	Machine Bushing, 2 1/8", 10 Gauge (.1345")
6	GA6658	1	Automatic Safety Lock
7	GD11751	2	Steel Bushing, 1" Wide
8	GD11783	1	Transport Rod, 1 1/2" x 14 3/4"
9	G10861	2	Hex Head Cap Screw, 1/2"-13 x 5", Full Thread
10	G10055	2	Hex Head Cap Screw, 5/8"-11 x 1 1/4"
11	G11391	2	Flat Washer, 5/8" SAE
12	GD3180-24	2	Sleeve, 5/8" I.D. x 7/8" O.D. x 3/8" Long
13	G10102	2	Hex Nut, 1/2"-13
14	GA2068	2	Spring W/Plug
15	GA6725	1	Mechanical Trip Actuator
16	---	-	<a href="#">See "Tower Assembly, 24 Row 20" and 24 Row 22" on page P82</a>
17	---	-	<a href="#">See "Stroke Limiter/Detent Valve Assembly and Linkage" on page P83</a>
18	---	-	<a href="#">See "Tower Assembly, 24 Row 20" and 24 Row 22" on page P82</a>

(FF11d/A7434)

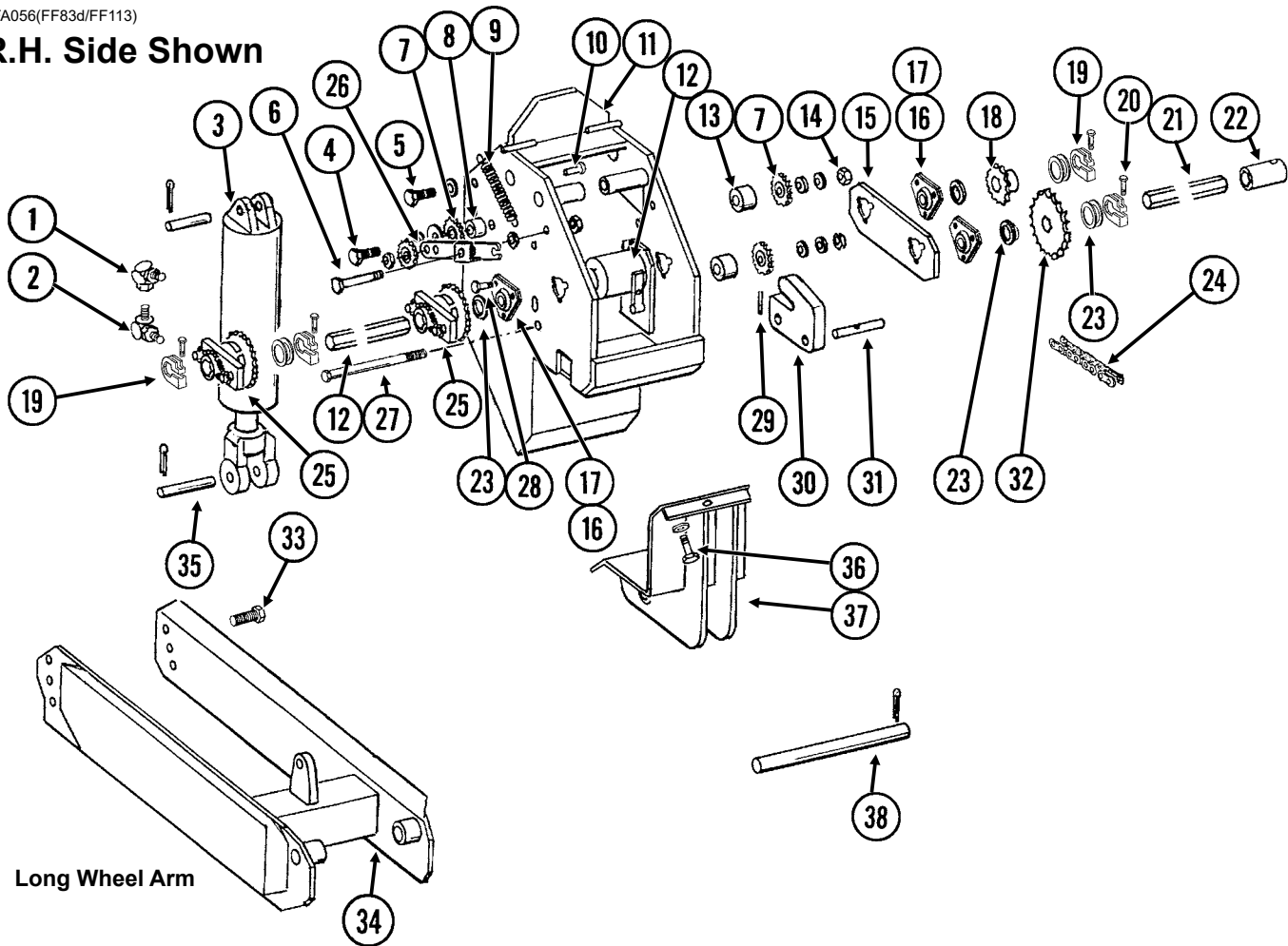


ITEM	PART NO.	QTY. (Per Assy.)	DESCRIPTION
1	GD13352	-	Tire, 36" x 16" x 17.5", 14 Ply, Tubeless (Specify Brand*)
2	GD9509	10	Outer Budd Nut
3	GA7448	-	Rim, 16" Deep, 24 Row 20" and 24 Row 22"
4	GD12567	10	Inner Budd Nut, 2 <sup>5</sup> / <sub>8</sub> " Long
5	GA7434	1	Valve Stem
6	G10054	4	Hex Head Cap Screw, <sup>5</sup> / <sub>16</sub> "-18 x 1/2"
7	GR2077	1	Hub Cap Gasket
8	GR2078	1	Hub Cap
9	GR2076	1	Cotter Pin, <sup>5</sup> / <sub>16</sub> " x 4"
10	GR2072	1	Bearing Cone
11	GR2074	1	Washer, 4" x 2 <sup>1</sup> / <sub>16</sub> " x 1/4"
12	GR2075	1	Spindle Nut, 2 <sup>1</sup> / <sub>2</sub> "
13	GA16871	1	Hub W/Cups, Grease Fitting, and Stud Bolts (10 Bolt)
	GR2067	-	Bearing Cup
	GR2068	-	Bearing Cup
	GR2069	-	Stud Bolt, <sup>3</sup> / <sub>4</sub> "-16 x 2 <sup>3</sup> / <sub>4</sub> "
	GR2070	-	Self Tapping Grease Fitting, <sup>1</sup> / <sub>8</sub> "-27
14	GR2071	1	Bearing Cone
15	GR2073	1	Grease Seal
16	GD24448	1	Spindle

\* Specific brand requests will be supplied only as available from current Kinze Repair Parts stock. If a specific brand requested is not in stock, the brand available will be supplied.

PFA056(FF83d/FF113)

R.H. Side Shown

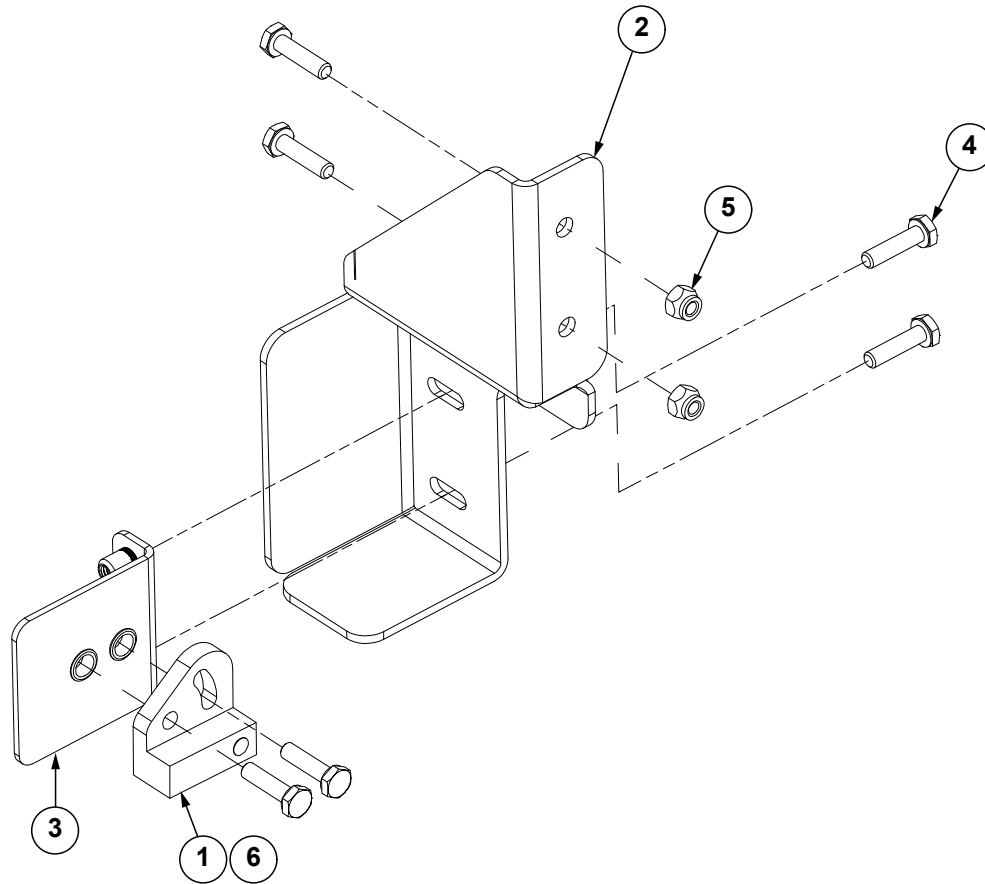


ITEM	PART NO.	QTY. (Per Machine)	DESCRIPTION
1	G6502-08	8	Swivel Elbow, 45°, 3/4"-16 Male JIC To Female
2	G6801-08 GR1037	8 -	Elbow W/O-Ring, 90°, 3/4"-16 Male JIC To O-Ring O-Ring
3	---	-	<a href="#">See "Master Cylinder" on page P117</a>
4	G10397 G11389 G10111	4 4 4	Hex Head Cap Screw, 1/2"-13 x 2 3/4" Flat Washer, 1/2" SAE Lock Nut, 1/2"-13
5	---	-	<a href="#">See "Contact Wheel Assembly" on page P97</a>
6	G10036 G10503 G10107	4 4 4	Hex Head Cap Screw, 5/8"-11 x 4" Hex Jam Nut, 5/8"-11, Grade 2 Lock Nut, 5/8"-11
7	GA7154	8	Sprocket W/Bearing, 18 Tooth
8	GB0258	4	Stepped Spacer, 7/8"
9	GD5857	4	Spring
10	G10860 G10166	4 4	Retaining Ring, 3/8" Clevis Pin, 3/8" x 1 1/2"
11	A20273	-	Wheel Tower (Non-Stock Item)
12	---	-	<a href="#">See "Point Row Clutch" on page P99</a>
13	GD10637	8	Stepped Spacer, 1/2"



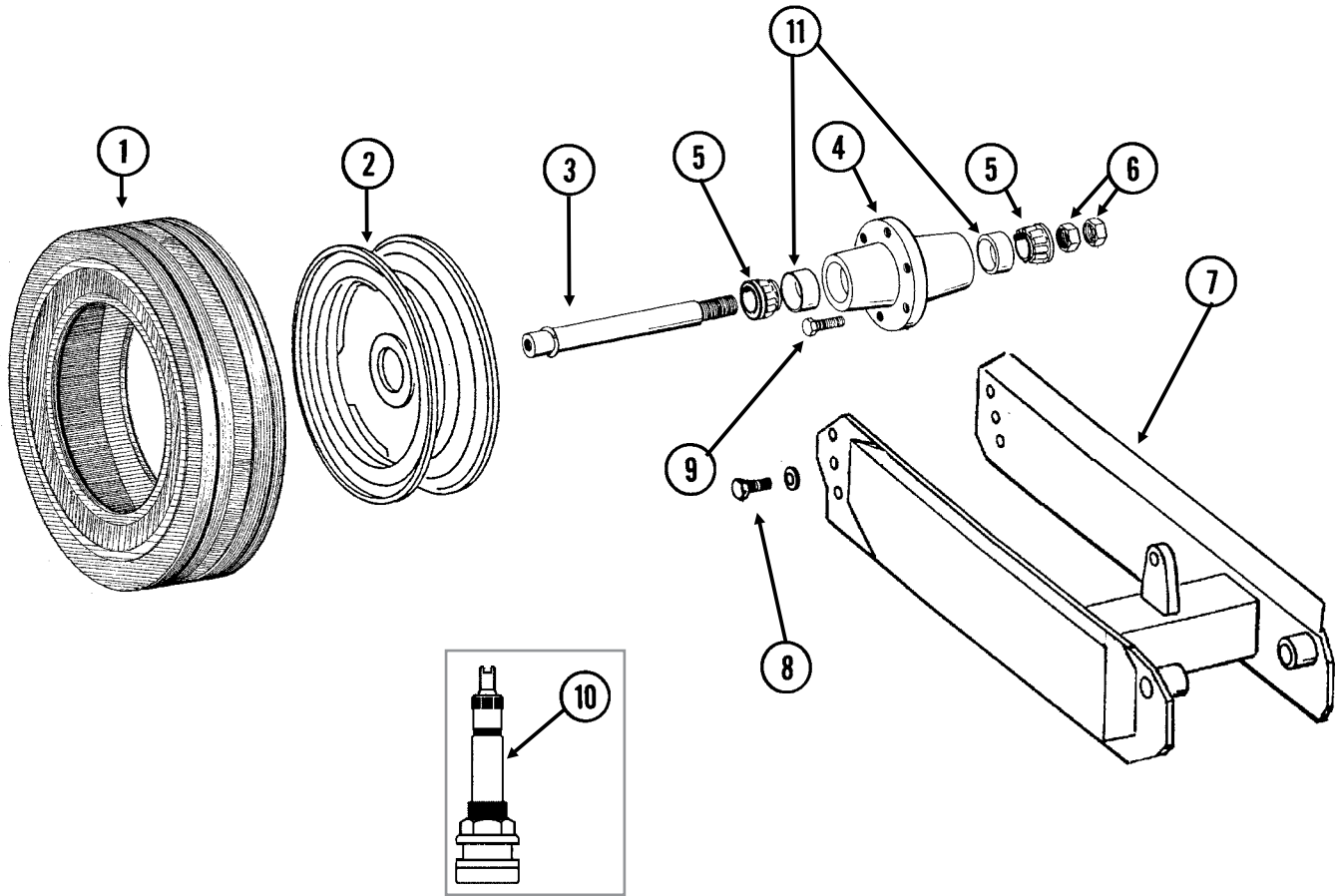
ITEM	PART NO.	QTY. (Per Machine)	DESCRIPTION
14	G10008	8	Hex Head Cap Screw, 5/8"-11 x 2"
	G10235	16	Machine Bushing, 7/8", 14 Gauge
	G11391	8	Flat Washer, 5/8" SAE
	G10107	8	Lock Nut, 5/8"-11
15	GD9482	2	Plate
16	G2100-03	-	Bearing, 7/8" Hex Bore, Spherical
17	G3400-01	-	Flangette
18	GA5113	-	Sprocket, 28 Tooth
	GA5107	-	Sprocket, 19 Tooth
19	GD11045	-	Lock Clamp
20	G10130	-	Square Head Machine Bolt, 5/16"-18 x 1 3/4"
	G10923	-	Flange Nut, 5/16"-18, No Serration
21	GD0914-24	1	Hex Shaft, 7/8" x 24" (No Holes), 24 Row 22" and 36 Row 20"
	GD0914-63	1	Hex Shaft, 7/8" x 63" (No Holes), 24 Row 20"
	GD0914-25	-	Hex Shaft, 7/8" x 25" (No Holes), 24 Row 20"
	GD0914-72	-	Hex Shaft, 7/8" x 72" (No Holes), 24 Row 22" and 36 Row 20"
22	---	-	<a href="#">See "Seed Rate Transmission and Driveline" on page P109</a>
23	G10233	-	Machine Bushing, 1", 10 Gauge (As Required)
24	G3310-82	-	Chain, No. 40, 82 Pitch Including Connector Link
	GR0912	-	Connector Link, No. 40
25	---	2	<a href="#">See "Ratchet/Sprocket Assembly" on page P111</a>
26	GA9554	4	Idler W/Sprocket And Hardware, R.H.
	GA7154	-	Sprocket W/Bearing, 18 Tooth
	G10017	-	Hex Head Cap Screw, 1/2"-13 x 1 1/2"
	G10128	-	Machine Bushing, 1/2", 14 Gauge
	G10501	-	Hex Jam Nut, 1/2"-13, Grade 2
27	G10595	2	Hex Head Cap Screw, 3/8"-16 x 10"
	G10875	2	Hex Head Cap Screw, 3/8"-16 x 11"
	G11387	4	Flat Washer, 3/8" SAE
	G10108	2	Lock Nut, 3/8"-16
28	G10303	18	Carriage Bolt, 5/16"-18 x 1"
	G10232	24	Lock Washer, 5/16"
	G10106	24	Hex Nut, 5/16"-18
29	G10606	4	Spring Pin, 1/4" x 2"
30	GD19296	4	Cylinder Pivot Mount
31	GD9515	4	Cylinder Anchor Pin, 1" x 6"
32	GA5194	-	Sprocket, 50 Tooth
33	---	-	<a href="#">See "Ground Drive Tire Assembly" on page P96</a>
34	GA18348	-	Long Wheel Arm W/Grease Fitting (Inner)
	G10640	-	Grease Fitting, 1/4"-28
35	GD12585	8	Pin, 1 1/4" x 4 1/2"
	G10460	16	Cotter Pin, 1/4" x 2"
36	G10006	-	Hex Head Cap Screw, 5/8"-11 x 2 1/4"
	G11391	-	Flat Washer, 5/8" SAE
	G10230	-	Lock Washer, 5/8"
	G10104	-	Hex Nut, 5/8"-11
37	GA7324	4	Bracket W/Grease Fittings
	G10640	-	Grease Fitting, 1/4"-28
38	GD11695	4	Pin, 1 1/4" x 13 1/4"
	G10610	8	Spring Pin, 3/8" x 2"
A	G1K269	-	Lock Clamp Kit (Items 19 And 20)

(10235001)



ITEM	PART NO.	QTY.	DESCRIPTION
1	GA18353	1	Position Switch Magnetic Reed
2	G10235301	1	Implement Switch Mount Base
3	G10235101	1	Implement Switch Bracket Assembly
4	G10064	6	Hex Head Cap Screw, 1/4"-20 x 1"
5	G10110	2	Lock Nut, 1/4"-20, Grade B
6	G10253301	1	Implement Switch Adapter Harness

PFA056/PTD057(FF13e/A7434)

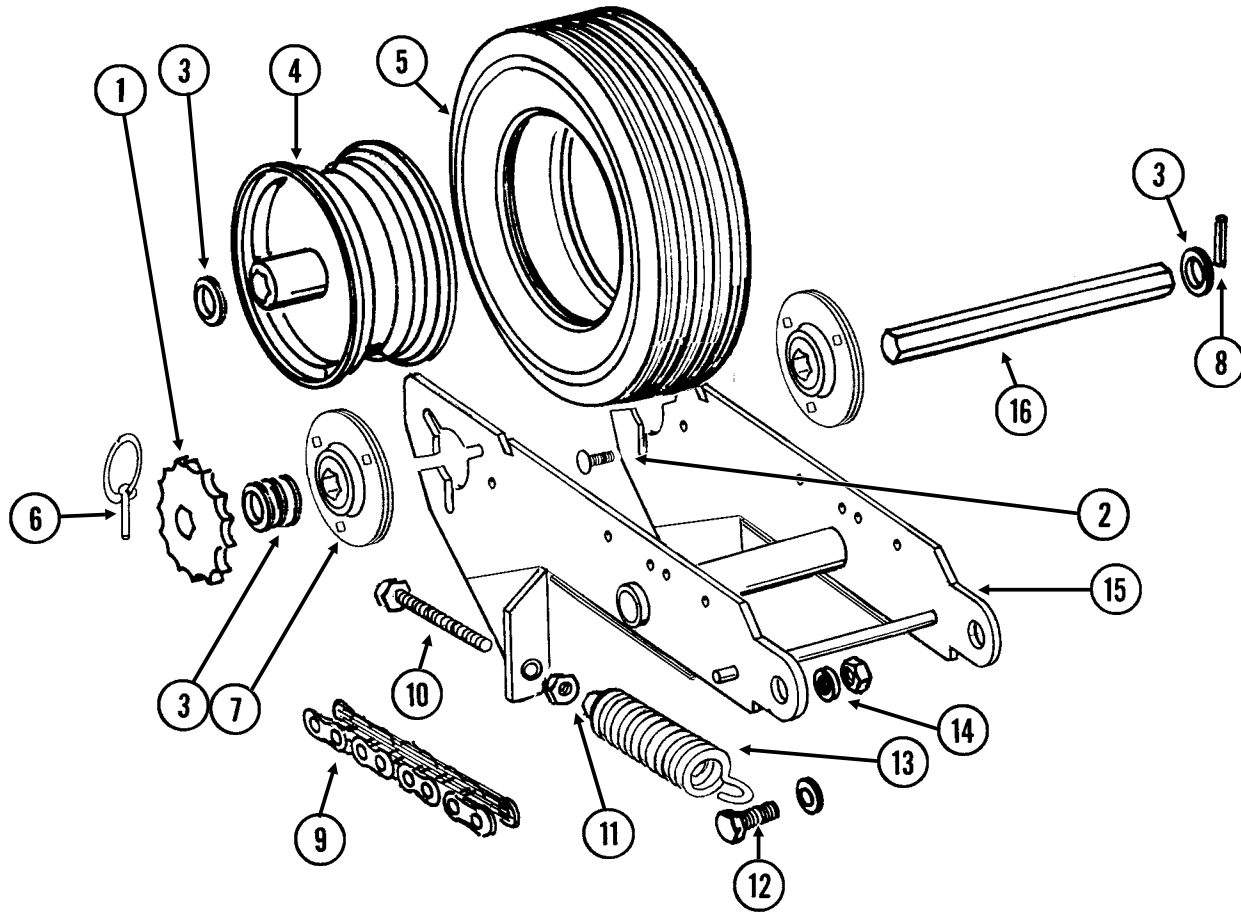


ITEM	PART NO.	QTY. (Per Assy.)	DESCRIPTION
1	GD13409	-	Tire, 255-70R 22.5" W/O Center Rib, Tubeless (Specify Brand*)
2	GA9619	-	Rim, 5.5" x 22.5"
3	GA4376	1	Spindle W/Round External Retaining Ring, 10"
	GD11490	-	Round External Retaining Ring
	GD11458	-	Spindle ( <b>Sub GA4376</b> )
4	GA24826	1	Hub W/Cups, 6 Bolt
5	GA24825	2	Bearing
6	G11081	2	Hex Jam Nut, 1 1/2"-12, Grade 2
7	---	-	<a href="#">See "Wheel Module Assembly" on page P93</a>
8	G10026	2	Hex Head Cap Screw, 3/4"-10 x 2"
	G10231	2	Lock Washer, 3/4"
9	GR0270	6	Lug Bolt, 9/16"-18
10	GA7434	-	Valve Stem
11	GR0434	-	Cup

A	GA9620	-	Tire And Rim Assembly W/O Center Rib (Items 1, 2 And 10) (Specify Brand*)
B	GA24828	-	Hub And Spindle Assembly (Items 3-6)

**\*Specific brand requests will be supplied only as available from current Kinze Repair Parts stock. If a specific brand requested is not in stock, the brand available will be supplied.**

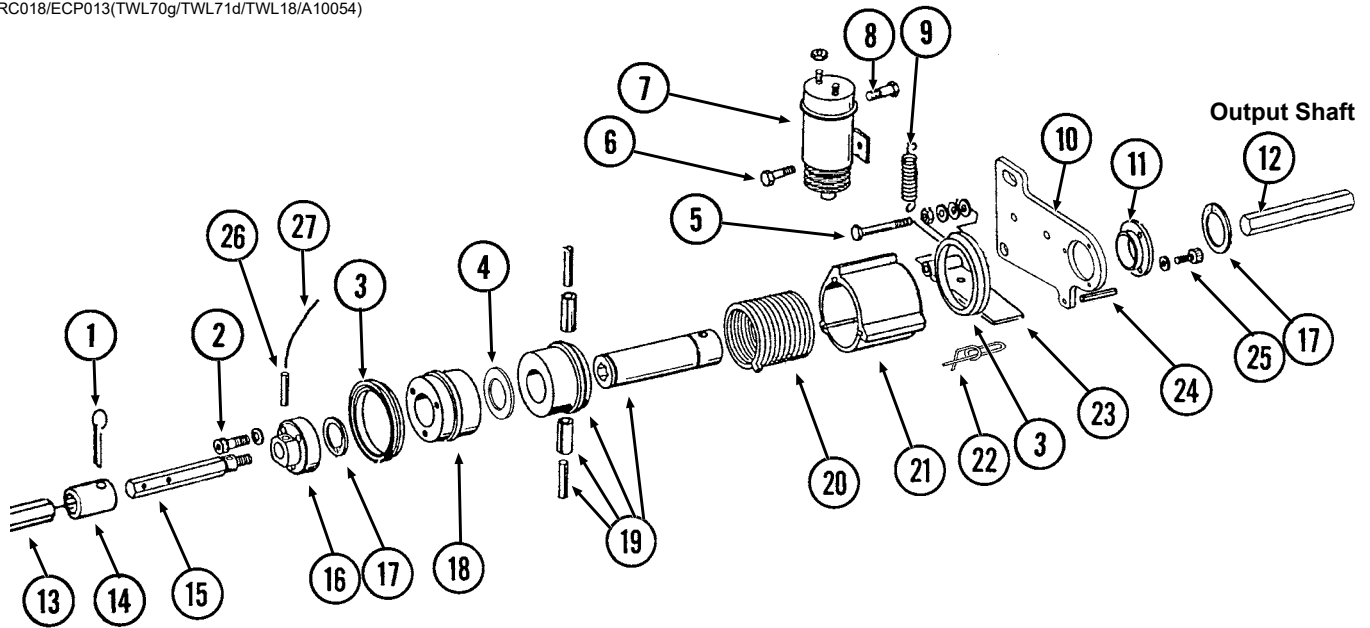
(FF43e)



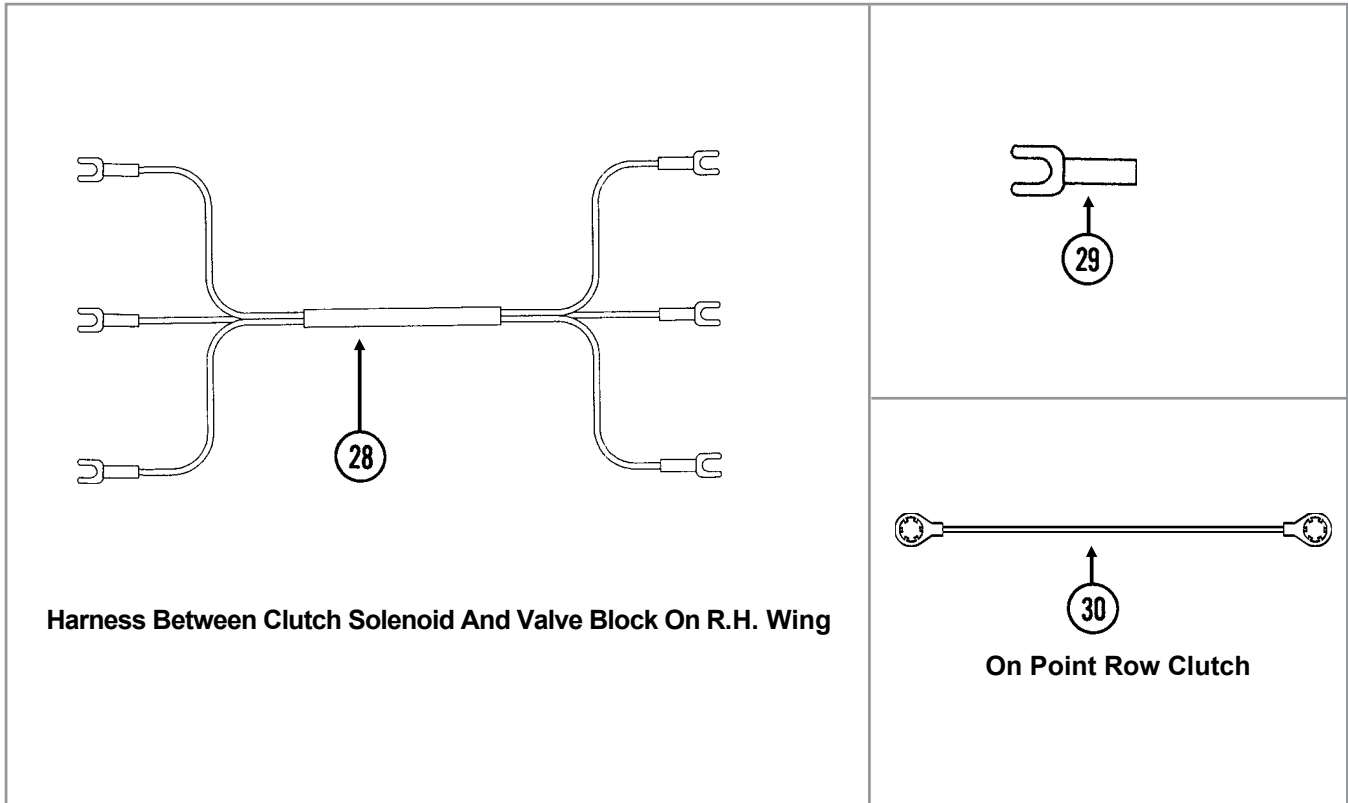
ITEM	PART NO.	QTY. (Per Assy.)	DESCRIPTION
1	GA12192	1	Sprocket, 22 Tooth
	GA5113	-	Sprocket, 28 Tooth
	GA12191	-	Sprocket, 44 Tooth
	GA5105	-	Sprocket, 15 Tooth
2	G10303	6	Carriage Bolt, 5/16"-18 x 1"
	G10620	6	Serrated Flange Nut, 5/16"-18
3	G10233	-	Machine Bushing, 1", 10 Gauge (As Required)
4	GA3553	1	Rim, 3.75" x 8"
	GD6989	1	Sleeve
5	GD4700	1	Tire, 4.80" x 8", 4 Ply, Rib Implement (Specify Brand*)
	GD4701	-	Valve Stem
6	GD2558	1	Lynch Pin, 1/4"
7	GA9846	2	Flanged Bearing, 7/8" Hex Bore
8	G10602	2	Spring Pin, 1/4" x 1 1/2"
9	G3310-148	1	Chain, No. 40, 148 Pitch Including Connector Link (Used With 22 Tooth Sprocket)
	G3310-150	1	Chain, No. 40, 150 Pitch Including Connector Link (Used With 28 Tooth Sprocket)
	G3310-158	1	Chain, No. 40, 158 Pitch Including Connector Link (Used With 44 Tooth Sprocket)
	G3310-144	1	Chain, No. 40, 144 Pitch Including Connector Link (Used With 15 Tooth Sprocket)
	GR0912	-	Connector Link, No. 40
10	G11232	2	Hex Head Cap Screw, 1/2"-13 x 4", Grade 5
11	G10501	2	Hex Jam Nut, 1/2"-13, Grade 2
12	G10008	2	Hex Head Cap Screw, 5/8"-11 x 2"
	G10235	4	Machine Bushing, 7/8", 14 Gauge
	G11391	2	Flat Washer, 5/8" SAE
	G10107	2	Lock Nut, 5/8"-11
13	GA2068	2	Spring W/Plug
14	GB0218	2	Bushing, 2 1/32" I.D. x 7/8" O.D. x 1 9/32" Long
15	GA7372	1	Wheel Arm
16	GD6775	1	Hex Shaft, 7/8" x 11 3/4" (2 Holes)
A	GA3552	-	Tire And Rim Assembly (Items 4 And 5) (Specify Brand*)

\* Specific brand requests will be supplied only as available from current Kinze Repair Parts stock. If a specific brand requested is not in stock, the brand available will be supplied. Different brand tires may have different diameters. Change in tire brand may affect rates. Field checks are recommended after any change in contact tires.

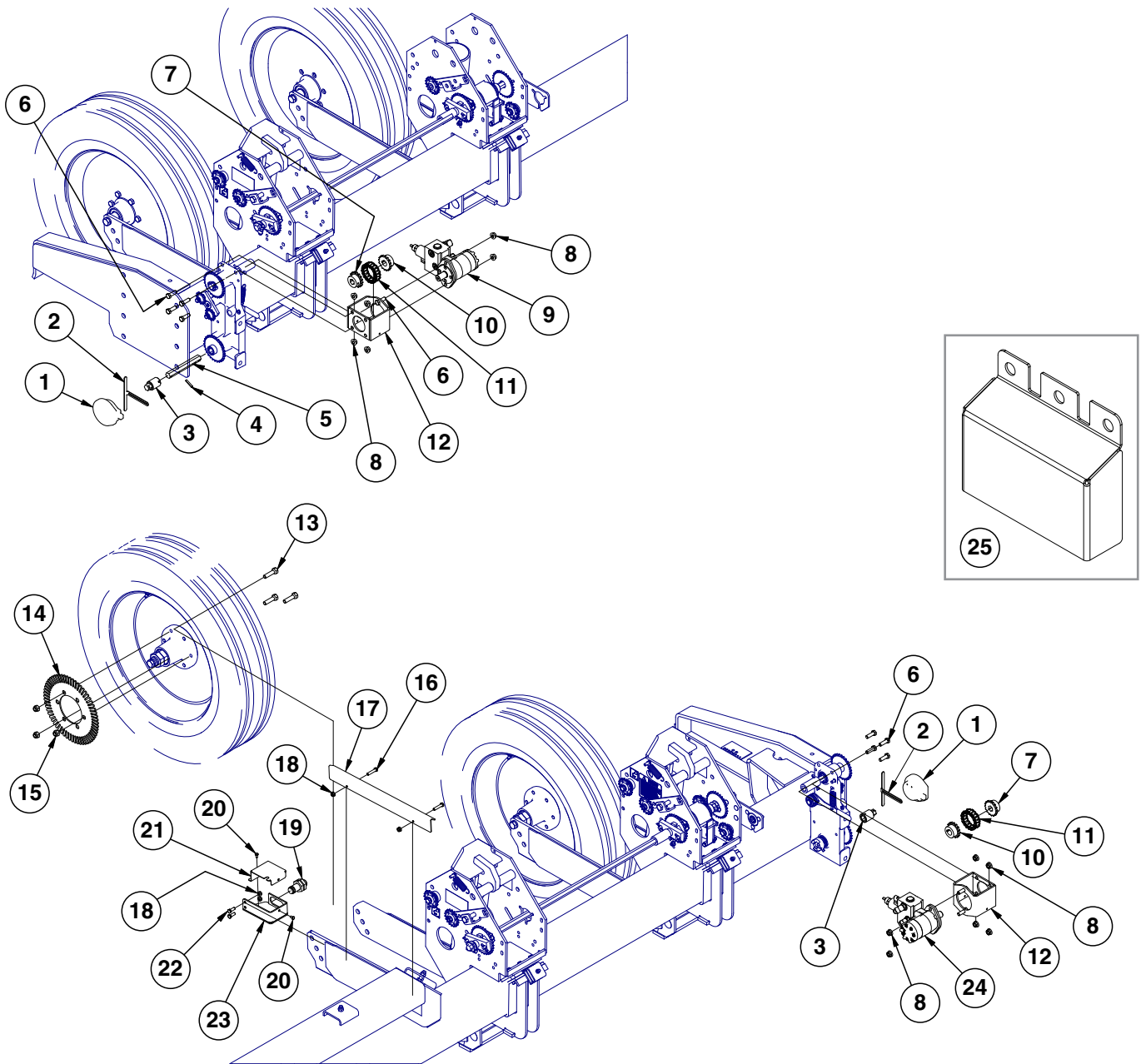
PRC018/ECP013(TWL70g/TWL71d/TWL18/A10054)



Input Shaft

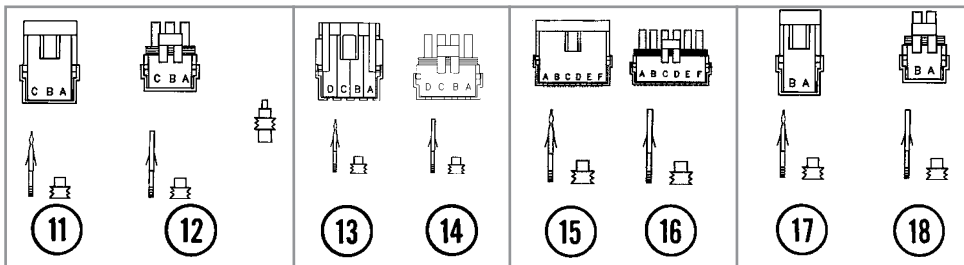
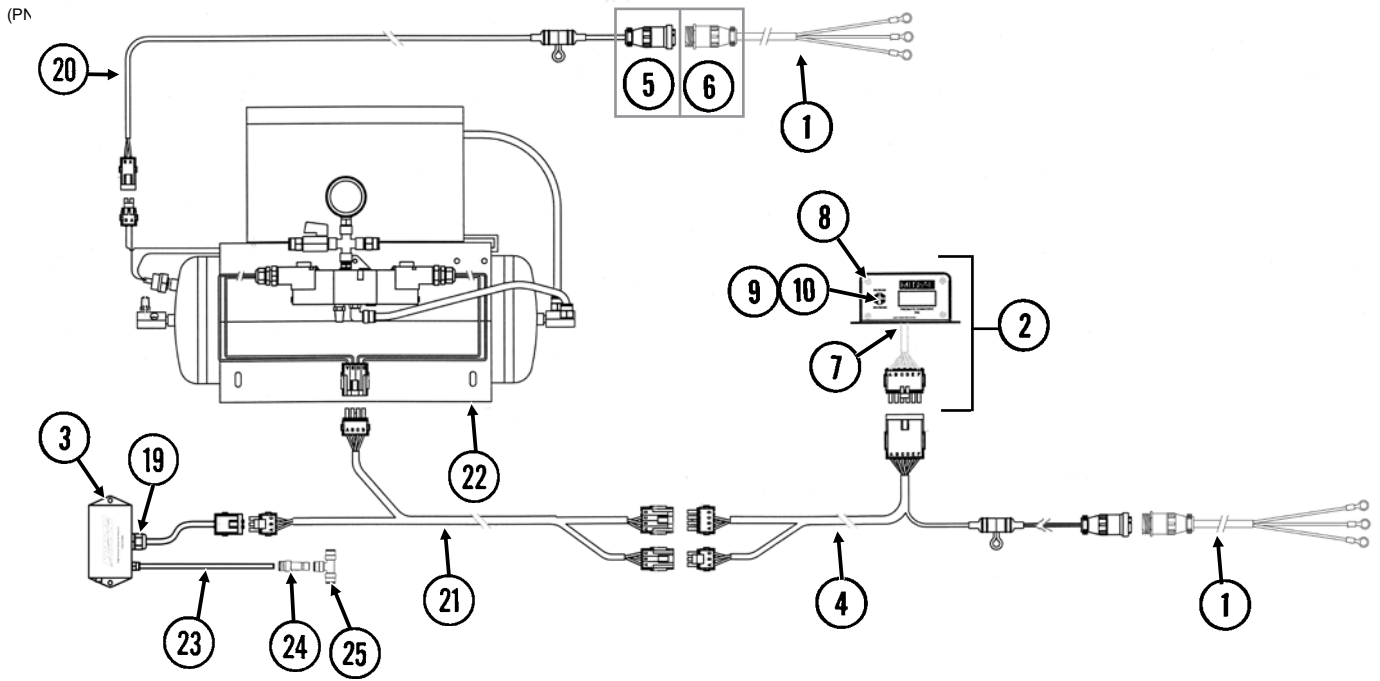


ITEM	PART NO.	QTY. (Per Assy.)	DESCRIPTION
1	G10460	1	Cotter Pin, 1/4" x 2"
2	G10374	3	Hex Socket Head Cap Screw, 1/4"-20 x 1"
	G10227	3	Lock Washer, 1/4"
3	GD14512	2	V-Ring Seal
4	GD14513	1	Felt Washer
5	G10939	1	Hex Head Cap Screw, 3/8"-16 x 2 1/4"
	G10101	1	Hex Nut, 3/8"-16
	G10203	1	Washer, 3/8" SAE
	G10229	2	Lock Washer, 3/8"
	G10497	1	Hex Jam Nut, 3/8"-16, Grade 2
6	G10023	1	Hex Head Cap Screw, 1/4"-20 x 3/4"
	G10227	1	Lock Washer, 1/4"
	G10103	1	Hex Nut, 1/4"-20
7	GA8393	1	Solenoid Complete
	GR1306	1	Snap Ring
	GR1303	1	Spring
	GR1304	1	Boot
	GR1305	1	Plunger
8	G10900	1	Hex Socket Head Cap Screw, 1/4"-20 x 1 3/4", Grade 8
	G10227	1	Lock Washer, 1/4"
	G10103	2	Hex Nut, 1/4"-20
9	GD10123	1	Spring
10	GD10103	1	Mounting Plate
11	GD9667	1	Bushing
12	GD0914-10	1	Hex Shaft, 7/8" x 10" (No Holes)
13	GD0914-40	1	Hex Shaft, 7/8" x 40" (No Holes), 24 Row 20"
	GD0914-44	-	Hex Shaft, 7/8" x 44" (No Holes), 24 Row 22"
14	GD7867	1	Coupler, 3"
15	GD10068	1	Input Shaft, R.H. Threads
16	GD10070	1	Coupler W/R.H. Threads
17	G10496	2	External Inverted Snap Ring, 1 1/2"
18	GD10104	1	Input Hub
19	GA7137	1	Hub/Sleeve Assembly W/Spring Pins
	G11934	-	Coiled Spring Pin, 1/4" x 1"
20	GD9671	-	Spring, L.H.
21	GD30903	1	Stop Collar
22	GD11120	1	Rue Ring Cotter, 5/16"
23	GD30902	1	Actuator Arm
24	G10859	1	Spring Pin, 3/16" x 2 1/4"
25	G10253	3	Hex Socket Head Screw, No. 10-32 x 1/2"
	G10257	3	Lock Washer, No. 10
26	G10546	1	Spring Pin, 3/16" x 1 1/4"
27	GD13524-01	1	Lock Wire, 10", Stainless Steel
28	GA9479	1	Wiring Harness, 228", R.H. Side Of Machine
	GA26103	-	Wiring Harness, 552", L.H. Side Of Machine
29	G10996	-	Fork Terminal
30	GA10054	-	Ground Cable, Green
A	GA7111	-	Point Row Clutch Assembly, L.H. (Items 2-11, 15-27, and 30)



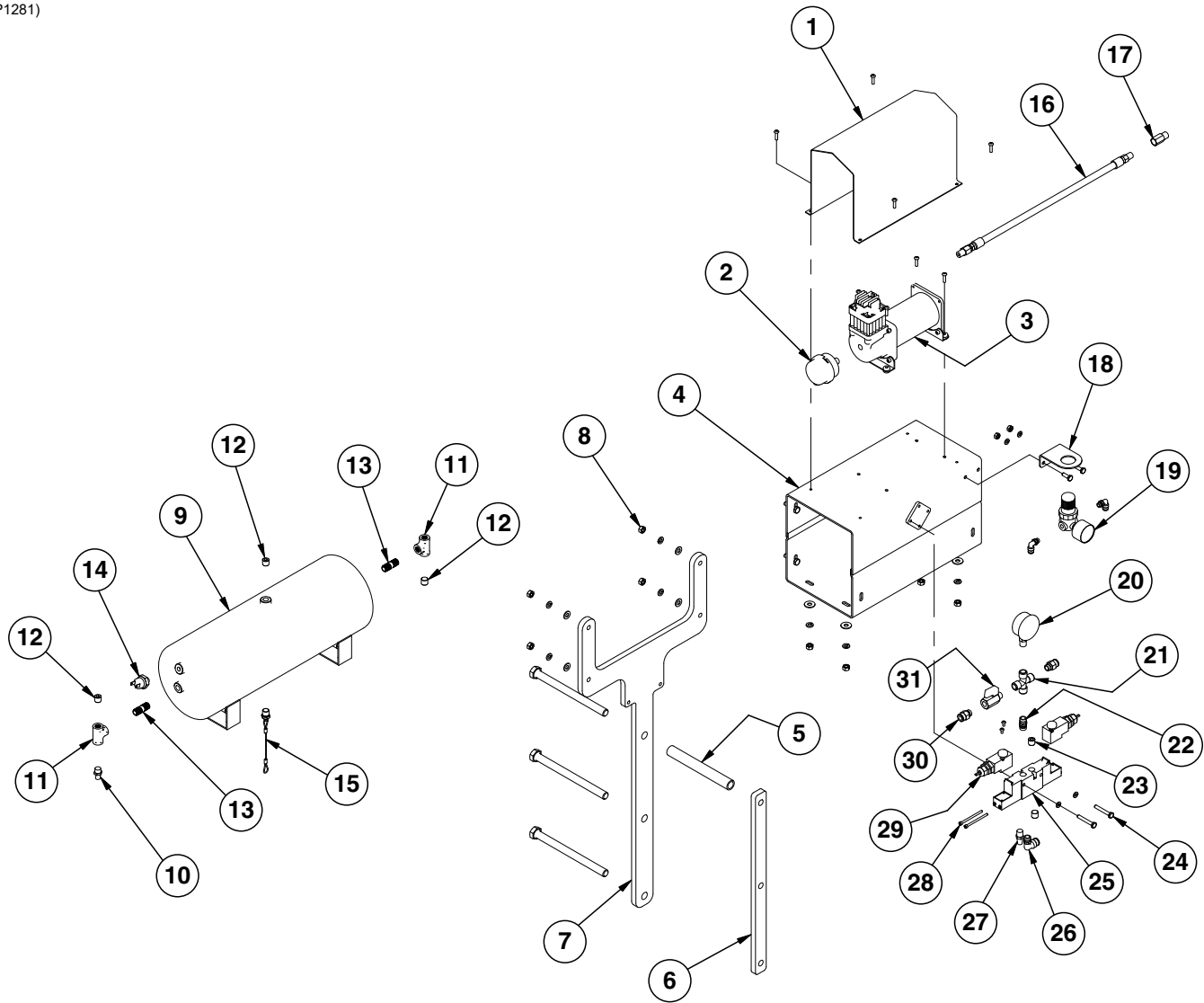


ITEM	PART NO.	QTY.	DESCRIPTION
1	GA12565	2	Encoder Module
2	GD23716	2	Anti-Rotation Encoder Bracket
3	GA12661	2	Hex Adapter Encoder
	G11242	4	Hex Socket Set Screw, 1/4"-20 x 3/8"
4	G10602	1	Spring Pin, 1/4" x 1 1/2"
5	GD24364	1	Shaft, Transmission Bottom
6	G10017	12	Hex Head Cap Screw, 1/2"-13 x 1 1/2"
7	GD16489	2	Coupler, 7/8" Hex
8	G10071	12	Serrated Flange Nut, 1/2"-13
9	GA13661	1	Hydraulic Motor Assembly, L.H.
10	GD16490	2	Coupler, 1" I.D.
11	G3317-16	2	Chain, Double No. 40, 16 Pitches
	GR1790	-	Connector Link, Double No. 40
12	GA16341	2	Motor Mount
13	GD24354	3	Hub Bolt, 9/16"-18
14	GD24353	1	Jump Start Wheel
15	G11520	3	Locknut, 9/16"-18
16	G10047	2	Hex Head Cap Screw, 3/8"-16 x 1 3/4"
17	GD23717	1	Wheel Arm Cover
18	G10622	4	Serrated Flange Nut, 3/8"-16
19	GA13204	1	Hall Effect Sensor
20	G10022	2	Hex Head Cap Screw, 1/4"-20 x 1/2"
21	GD23718	1	Jump Start Cover
22	G10001	2	Hex Head Cap Screw, 3/8"-16 x 1"
23	GA16342	1	Jump Start
24	GA13660	1	Hydraulic Motor Assembly
25	GD33731	1	Encoder Shield
	G10027	4	Hex Head Cap Screw, 3/4"-10 x 2 1/2"
	G10231	4	Lock Washer, 3/4"
	G10105	2	Hex Nut, 3/4"-10



ITEM	PART NO.	QTY.	DESCRIPTION
1	GA17547	2	Power Lead Adapter
2	GA12813	1	Control Console Assembly
3	GA14846	1	High Pressure Sensor (0-120 PSI)
4	GA12645	1	Wiring Harness W/Fuse Holder And Fuse, 206"
	GD14258	-	Fuse Holder
	GD14660	-	Fuse, 2 Amp Delay Action
5	G1K268	-	Console Cable Connector Kit, Includes: (1) 3-Pin Connector, (1) Cable Clamp, (1) Lock Ring, (3) Female Terminal Pins
6	G1K267	-	Console Cable Connector Kit, Includes: (1) 3-Pin Connector, (1) Cable Clamp, (3) Male Terminal Pins
7	GA9964	1	Strain Relief
8	GR1292	4	Pan Head Screw, No. 8-32 x 1/2"
9	GR1363	1	Hex Face Nut, 15/32"-32
10	GA6978	1	Switch, 3 Position Toggle, ON-OFF-ON
11	G1K248	-	3-Pin Female Connector Kit (Black), Includes: (3) 3-Pin Female Housings, (9) Pin Contacts, (9) Seals
12	G1K252	-	3-Pin Male Connector Kit (Black), Includes: (3) 3-Pin Male Housings, (9) Socket Contacts, (9) Seals
13	GA8328	-	4-Pin Female Connector Kit, Includes: (1) 4-Pin Female Housing, (4) Pin Contacts, (4) Seals
14	GA8329	-	4-Pin Male Connector Kit, Includes: (1) 4-Pin Male Housing, (4) Socket Contacts, (4) Seals
15	G1K396	-	6-Pin Female Connector Kit (Black), Includes: (3) 6-Pin Female Housings, (18) Pin Contacts, (18) Seals
16	G1K395	-	6-Pin Male Connector Kit (Black), Includes: (3) 6-Pin Male Housings, (18) Socket Contacts, (18) Seals
17	G1K321	-	2-Pin Female Connector Kit (Black), Includes: (3) 2-Pin Female Housings, (6) Pin Contacts, (6) Seals
18	G1K320	-	2-Pin Male Connector Kit (Black), Includes: (3) 2-Pin Male Housings, (6) Socket Contacts, (6) Seals
19	GA9964	2	Strain Relief
20	GA16391	1	Wiring Harness W/Fuse Holder And Fuse, 40'
	GD14258	-	Fuse Holder
	GD18275	-	Fuse, 20 Amp
21	GA12669	1	Wiring Harness, 40'
22	---	-	<a href="#">See "Air Compressor and Dual Solenoid Assembly" on page P105</a>
23	GD17151-06	1	Nylon Tubing, 1/4" O. D. x 1 1/2'
24	GD18796	1	Reducer, 3/8" To 1/4"
25	GD18010	1	Tee, 3/8" Tube Union

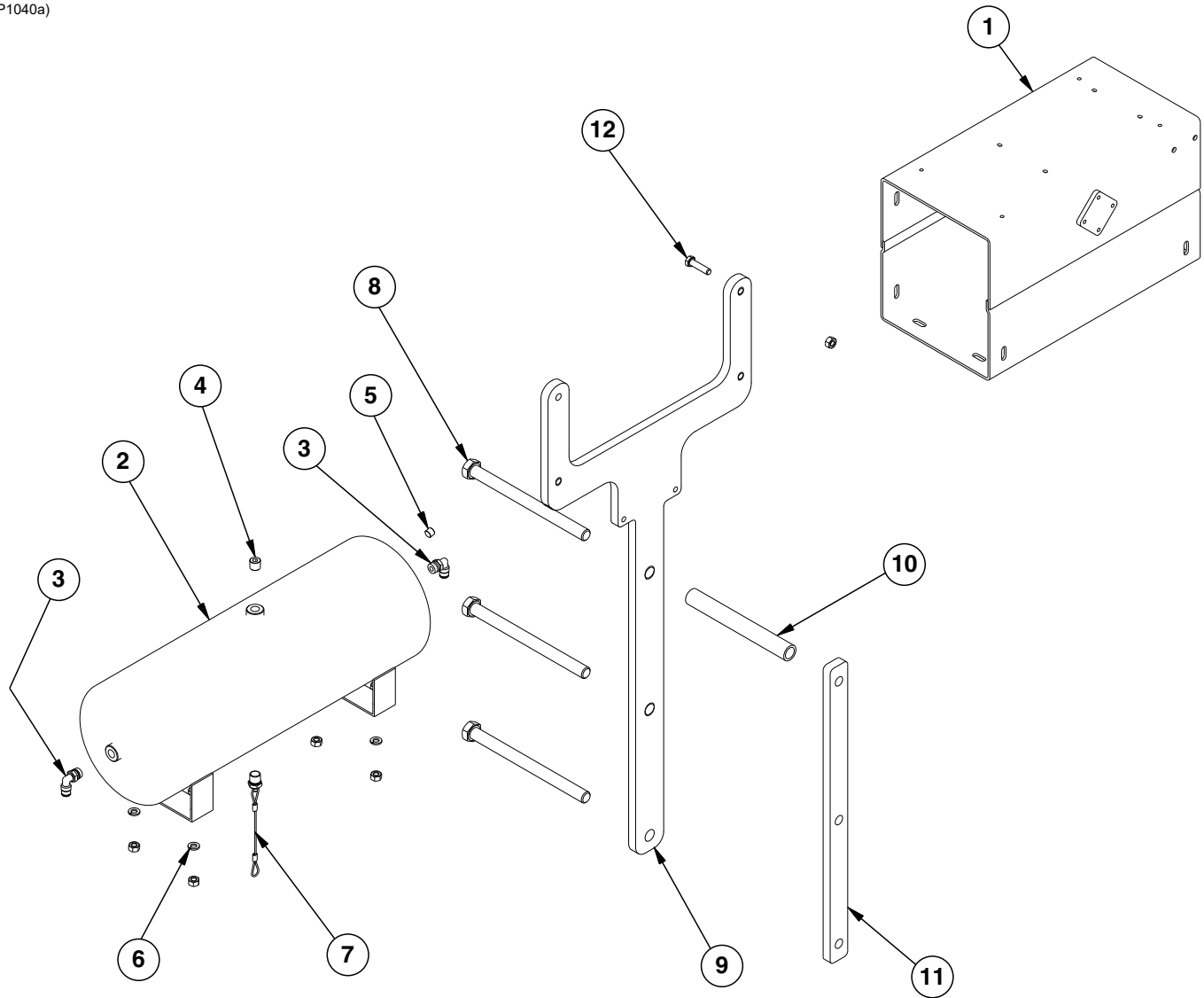
(IP1281)



ITEM	PART NO.	QTY.	DESCRIPTION
1	GD18112	1	Cover
	G11066	4	Phillips Pan Head Machine Screw, No. 10-24 x 3/4", Stainless Steel
	G10992	4	Serrated Flange Nut, No. 10-24
2	GA14127	1	Filter Assembly
	GR1943	-	Filter
3	GA22273	1	Air Compressor
	G11066	4	Phillips Pan Head Machine Screw, No. 10-24 x 3/4", Stainless Steel
	G10992	4	Serrated Flange Nut, No. 10-24
	GR2233		Vibration Isolator Gromet, 4 Pack
4	GA12358	1	Mount
	G10019	4	Hex Head Cap Screw, 5/16"-18 x 1"
	G10232	4	Lock Washer, 5/16"
	G11386	4	Flat Washer, 5/16" SAE
	G10106	4	Hex Nut, 5/16"-18
5	GD3180-33	1	Sleeve, 7"
6	GD18901	1	Tap Block, Long

ITEM	PART NO.	QTY.	DESCRIPTION
7	GD20044	1	Compressor Mount, 36 Row 20"
	GD26144	3	Offset Compressor Mount, 24 Row 20" and 24 Row 22"
	G10341		Hex Head Cap Screw, 5/8"-11 x 8"
8	G10106	4	Hex Nut, 5/16"-18
	G10232	4	Lock Washer, 5/16"
	G11386	4	Flat Washer, 5/16" SAE
	G10171	4	Hex Head Cap Screw, 5/16"-18 x 1 1/4"
9	GA11988	1	Tank, 3 Gallon
10	GA13512	1	Valve Stem, 1/4" NPT
11	GD19237	2	Tee, 1/4" NPT
12	GD17156	3	Plug, 1/4" NPT
13	GD19238	2	Close Nipple, 1/4" NPT
14	GR1778	1	Pressure Switch
15	GA11991	1	Drain, 1/4" NPT
16	GR1951	1	Leader Hose without Check Valve
17	GR1921	1	Check Valve
18	GD18084	1	Regulator Bracket
	G10023	2	Hex Head Cap Screw, 1/4"-20 x 3/4"
	G10227	2	Lock Washer, 1/4"
	G10103	2	Hex Nut, 1/4"-20
19	GA12629	1	Mini Regulator W/Gauge
	GD19080	2	Elbow, 1/4" x 1/8" NPT Swivel
20	GA21405	1	Pressure Gauge
21	GD18078	1	Female Cross, 1/4" NPT
22	GD17154	1	Connector, 1/4" Male NPT
23	GD17156	2	Plug, 1/4" NPT
24	G10040	2	Hex Head Cap Screw, 1/4"-20 x 1 3/4"
	G10227	2	Lock Washer, 1/4"
25	GA11993	1	Block
26	GD17143	1	Swivel Elbow, 1/4" NPT x 3/8"
27	GA11997	1	Breather, 1/4" NPT
28	GR1952	4	Socket Head Cap Screw, #8-32 x 2"
	GR1953	4	O-Ring
	G10256	4	Lock Washer, No. 8
29	GA11994	2	Solenoid
	G11311	4	Phillips Pan Head Machine Screw
30	GD17141	2	Connector, 1/4" Male NPT
31	GA11992	1	Shutoff Valve, 1/4" NPT
A	GA12626	-	Air Compressor Assembly (Items 1-4 and 9-15)
B	GA11995	-	Dual Solenoid Assembly (Items 20-31) (only applicable with pneumatic down pressure option)
C	GR1783	-	Valve Seal Repair Kit

(IP1040a)

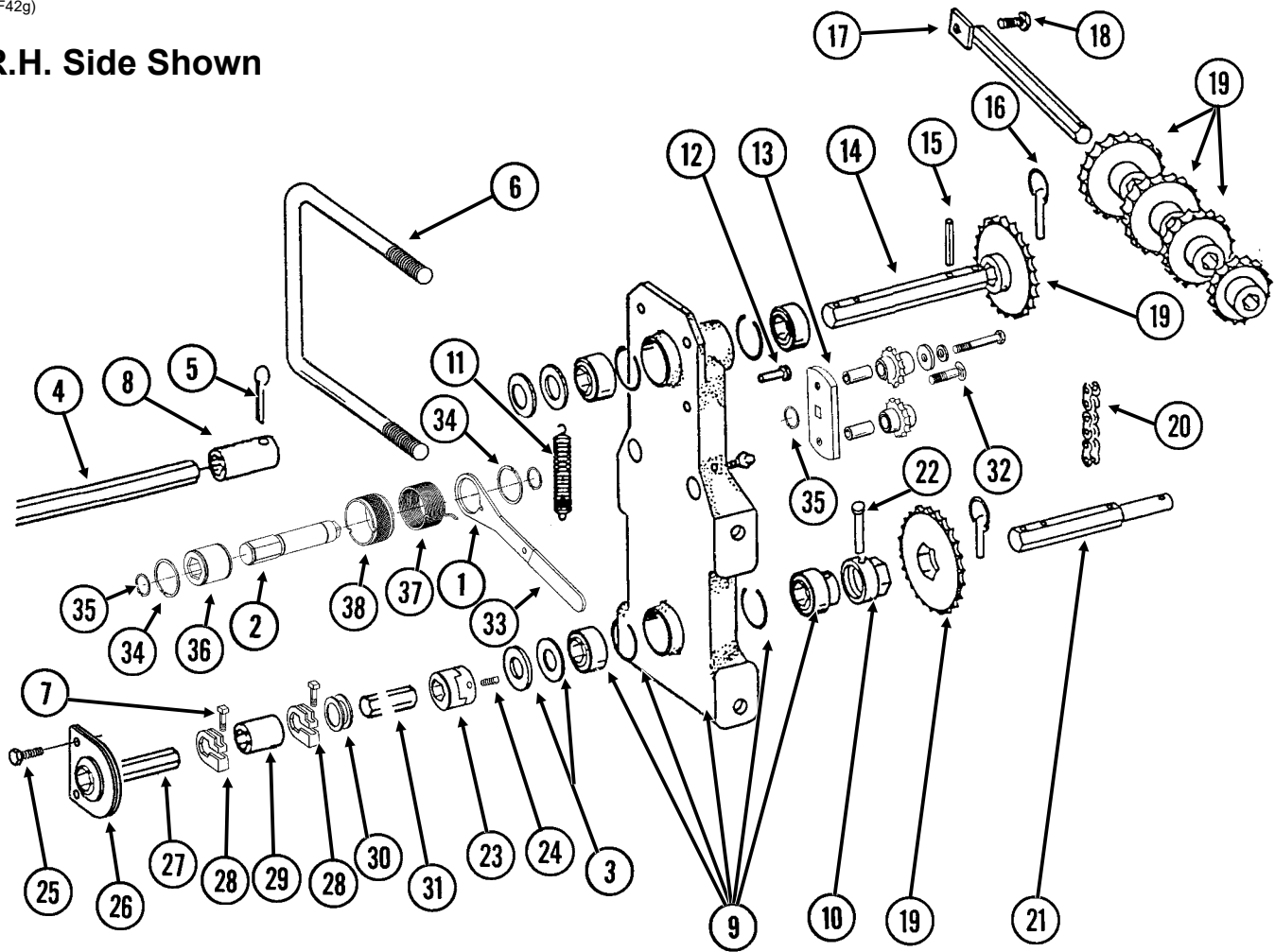


ITEM	PART NO.	QTY.	DESCRIPTION
1	GA12358	1	Compressor Mount
2	GA11988	1	Tank, 3 Gallon
3	GD17148	2	Male Connector, 1/4"
4	GD17156	1	Plug, 1/4" NPT
5	GD19079	1	Plug, 1/8" NPT
6	G10620	4	Serrated Flange Nut, 5/16"-18
	G10043	4	Hex Head Cap Screw, 5/16"-18 x 3/4"
7	GA11991	1	Drain, 1/4" NPT
8	G10341	3	Hex Head Cap Screw, 5/8"-11 x 8"
9	GD20044	1	Bracket
10	GD3180-33	1	Sleeve, 7"
11	GD18901	1	Tap Block, Long
12	G10171	4	Hex Head Cap Screw, 5/16"-18 x 1 1/4"
	G10620	4	Serrated Flange Nut, 5/16"-18

**This page left blank intentionally.**

(FF42g)

R.H. Side Shown



ITEM	PART NO.	QTY. (Per Assy.)	DESCRIPTION
1	GD14431	1	Handle
2	GD14427	1	Tightener Shaft, 4 <sup>7</sup> / <sub>8</sub> "
3	G10233	4	Machine Bushing, 1", 10 Gauge
4	---	-	<a href="#">See "Wheel Module Assembly" on page P93</a>
5	G10460	1	Cotter Pin, 1/4" x 2"
6	GD17039	1	U-Bolt, 7" x 7" x 5/8"-11
	G10230	2	Lock Washer, 5/8"
	G10104	2	Hex Nut, 5/8"-11
7	G10130	2	Square Head Machine Bolt, 5/16"-18 x 1 3/4"
	G10923	2	Flange Nut, 5/16"-18, No Serration
8	GD7867	1	Coupler, 3"
9	GA5629	1	Transmission Plate W/Bearings, Grease Fittings And Retaining Rings
	GA5116	3	Bearing, 7/8" Hex Bore, Cylindrical
	GA5624	1	Special Bearing, 7/8" Hex Bore x 1.6"
	GD6551	4	Ring
	G10640	-	Grease Fitting, 1/4"-28
10	GD7127	1	Shear Coupler
11	GD5857	1	Spring
12	G10478	1	Clevis Pin, 5/16" x 1"
	G10409	1	Retaining Ring, 5/16"



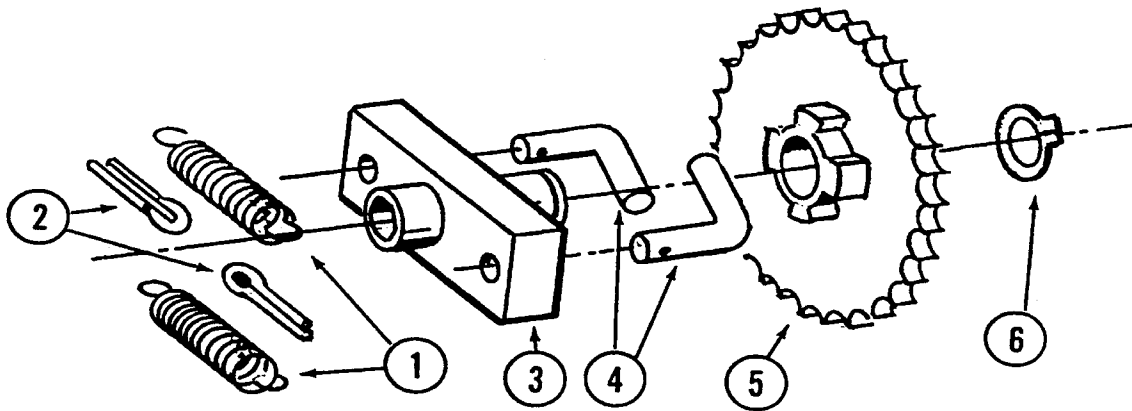
## Seed Rate Transmission and Driveline

M0305-02

Model 3705

ITEM	PART NO.	QTY. (Per Assy.)	DESCRIPTION
13	GA7336	1	Double Idler Assembly
	GD7426	-	Sprocket, 12 Tooth
	GD1026	-	Sleeve, 1 $\frac{3}{16}$ " Long
	G11387	-	Flat Washer, $\frac{3}{8}$ " SAE
	G10229	-	Lock Washer, $\frac{3}{8}$ "
	G10047	-	Hex Head Cap Screw, $\frac{3}{8}$ "-16 x 1 $\frac{3}{4}$ "
14	GD5835	1	Shaft, $\frac{7}{8}$ " x 7"
15	G10602	3	Spring Pin, $\frac{1}{4}$ " x 1 $\frac{1}{2}$ "
16	GD2558	3	Lynch Pin, $\frac{1}{4}$ "
17	GA5146	1	Sprocket Storage Rod
18	G10017	1	Hex Head Cap Screw, $\frac{1}{2}$ "-13 x 1 $\frac{1}{2}$ "
	G10111	1	Lock Nut, $\frac{1}{2}$ "-13
19	GA5106	1	Sprocket, 17 Tooth
	GA5107	1	Sprocket, 19 Tooth
	GA5108	2	Sprocket, 23 Tooth
	GA5109	1	Sprocket, 24 Tooth
	GA5110	1	Sprocket, 25 Tooth
	GA5111	1	Sprocket, 26 Tooth
	GA5112	1	Sprocket, 27 Tooth
	GA5113	1	Sprocket, 28 Tooth
20	G3310-80	1	Chain, No. 40, 80 Pitch Including Connector Link
	GR0912	-	Connector Link, No. 40
21	GD7822	1	Shaft, $\frac{7}{8}$ " x 7"
22	G10821	1	Clevis Pin, $\frac{3}{16}$ " x 2"
	G10455	1	Cotter Pin, $\frac{1}{16}$ " x $\frac{1}{2}$ "
23	GB0287	2	Coupler
24	G10131	4	Square Head Set Screw, $\frac{5}{16}$ "-18 x $\frac{3}{4}$ "
25	G10004	2	Hex Head Cap Screw, $\frac{3}{8}$ "-16 x 1 $\frac{1}{4}$ "
	G10229	2	Lock Washer, $\frac{3}{8}$ "
	G10101	2	Hex Nut, $\frac{3}{8}$ "-16
26	GA2180	1	Hanger Bearing, $\frac{7}{8}$ " Hex Bore
27	GD0914-224	-	Hex Shaft, $\frac{7}{8}$ " x 224" (No Holes), L.H. Side, 24 Row 20"
	GD0914-123	-	Hex Shaft, $\frac{7}{8}$ " x 123" (No Holes), L.H. Side, 24 Row 22"
	GD0914-234	-	Hex Shaft, $\frac{7}{8}$ " x 234" (No Holes), R.H. Side, 24 Row 20"
	GD0914-128	-	Hex Shaft, $\frac{7}{8}$ " x 128" (No Holes), R.H. Side, 24 Row 22"
28	GD11045	2	Lock Clamp
29	GD1719	1	Coupler, 4", 24 Row 30"
30	G10233	1	Machine Bushing, 1", 10 Gauge
31	GD0914-128	-	Hex Shaft, $\frac{7}{8}$ " x 128" (No Holes), R.H. Side, 24 Row 22"
	GD0914-123	-	Hex Shaft, $\frac{7}{8}$ " x 123" (No Holes), L.H. Side, 24 Row 22"
32	G11100	1	Hex Socket Button Head Cap Screw, $\frac{1}{4}$ "-20 x $\frac{1}{2}$ ", Grade 8
	G10227	1	Lock Washer, $\frac{1}{4}$ "
	G11453	1	Fender Washer, $\frac{1}{4}$ "
33	G11078	1	Vinyl Cap
34	G10496	2	External Inverted Snap Ring, 1 $\frac{1}{2}$ "
35	G11075	3	External Inverted Snap Ring, $\frac{7}{8}$ "
36	GD14432	1	Sleeve, 1 $\frac{1}{4}$ "
37	GD14413	-	Torsion Spring, L.H. (Shown)
	GD14414	1	Torsion Spring, R.H.
38	GD19343	1	Release Collar, R.H.(Shown)
	GD19344	-	Release Collar, L.H.
A	G1K269	-	Lock Clamp Kit (Items 7 And 28)
B	G1K378	1	Wrap Spring Wrench Replacement Kit, Blue Collar, R.H. (Items 1-2 and 32-38)
	G1K379	-	Wrap Spring Wrench Replacement Kit, Gray Collar, L.H. (Items 1-2 and 32-38)

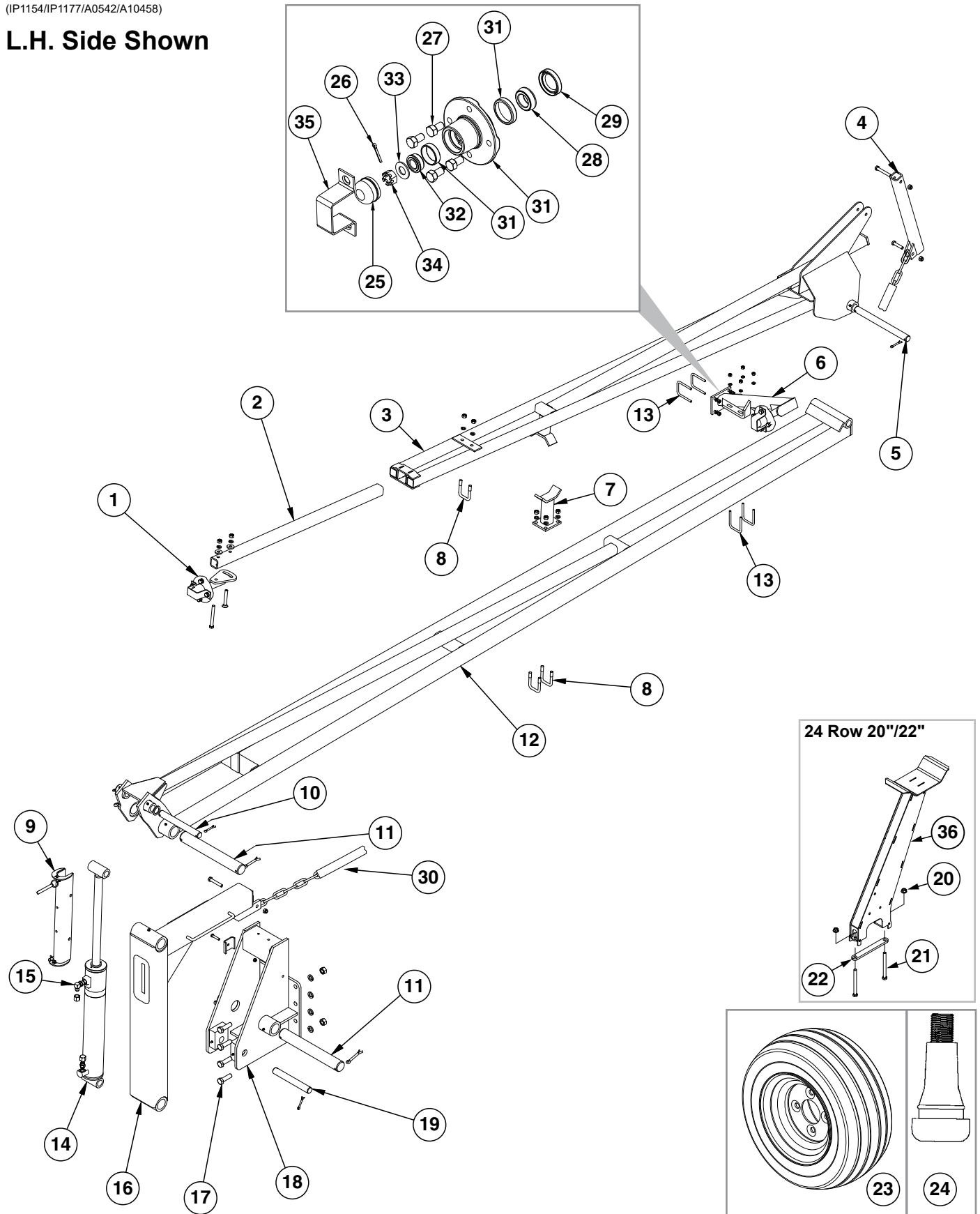
PTD016(TWL12)



ITEM	PART NO.	QTY. (Per Assy.)	DESCRIPTION
1	GD1256	2	Spring
2	G10453	2	Cotter Pin, 3/16" x 1"
3	GA0378	1	Block And Hub Assembly
4	GD1255	2	L-Pin
5	GA5165	1	Sprocket, 30 Tooth
6	G10430	1	External Retaining Ring, 1 1/4"
A	GA5164	-	Ratchet/Sprocket Assembly (Items 1-6)

(IP1154/IP1177/A0542/A10458)

L.H. Side Shown

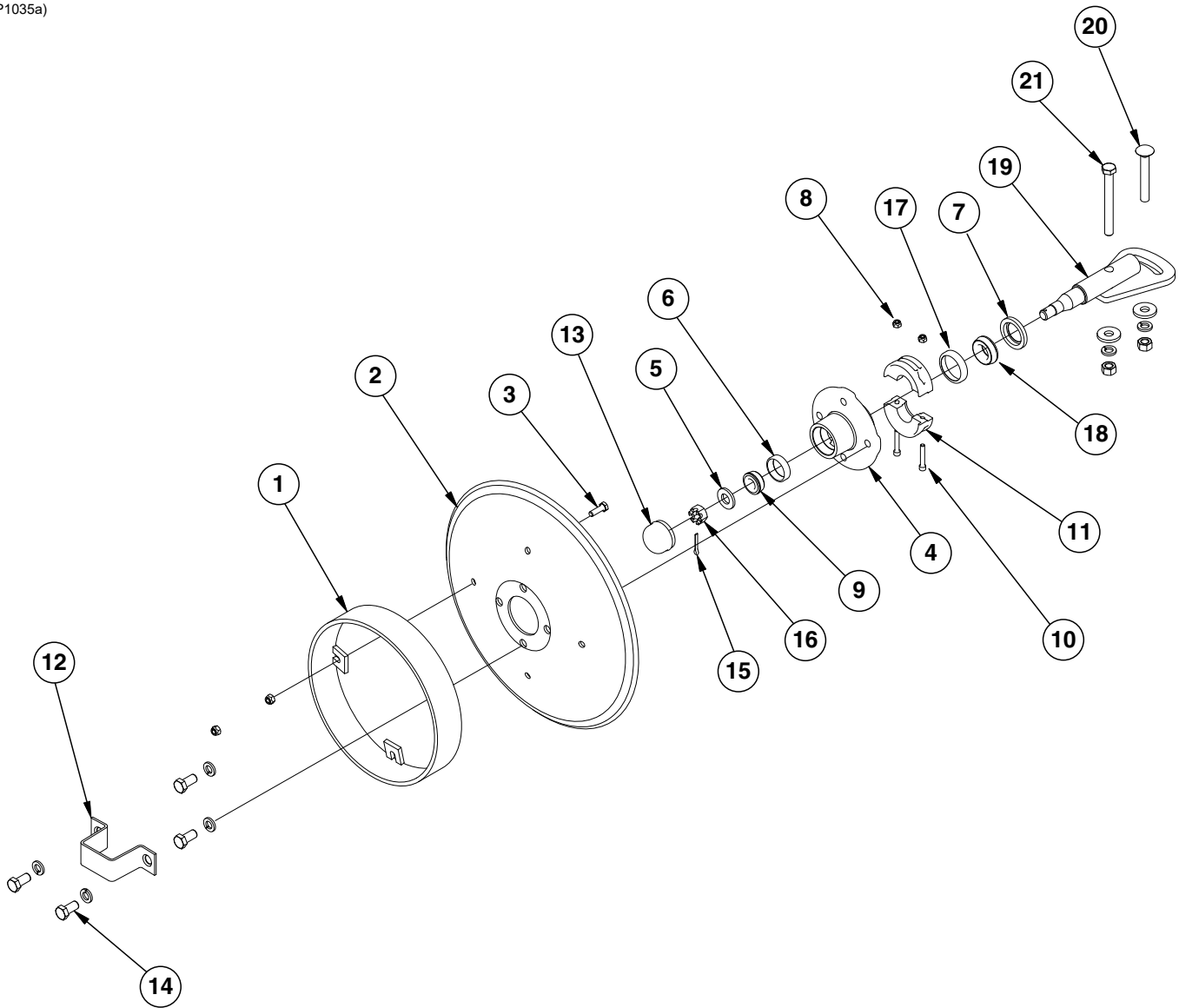


ITEM	PART NO.	QTY. (Per Assy.)	DESCRIPTION
1	---	1	<a href="#">See "Row Marker Spindle/Hub/Blade" on page P115</a>
2	GD0453-11	1	Extension Tube, 35", 24 Row 20" and 24 Row 22"
3	GA12690	1	Arm W/Grease Fittings, Third Stage, 57", 24 Row 20"
	GA12695	-	Arm W/Grease Fittings, Third Stage, 65", 24 Row 22"
	G10640	-	Grease Fitting, 1/4"-28
4	GA6860	1	Control Arm, 24 Row 22"
	GA13485		Control Arm, 24 Row 20"
	G10581	1	Hex Head Cap Screw, 1/2"-13 x 2 1/4"
	G10111	3	Lock Nut, 1/2"-13
	G10033	1	Hex Head Cap Screw, 1/2"-13 x 3 1/2"
5	GD0704	1	Pin, 1 1/4" x 14"
	G10460	6	Cotter Pin, 1/4" x 2"
6	GA0160R	1	Support, R.H.
	GA0160L	-	Support, L.H. (Shown)
7	GA12803	1	Stop Weld, 24 Row 20"
8	GD2721	3	U-Bolt, 2" x 2" x 1/2"-13
	G10228	2-8	Lock Washer, 1/2"
	G10102	2-8	Hex Nut, 1/2"-13
9	GA8172	1	Safety Lockup W/Detent Pins, 20"
	G10536	-	Detent Pin, 1/2" x 2 1/2" Grip
10	GD9964	1	Pin, 1 1/4" x 10 1/2"
	G10159	2	Washer, 1 7/8"
	G10460	2	Cotter Pin, 1/4" x 2"
11	GD0677	2	Pin, 2 1/8" x 15 3/4"
	G10461	4	Cotter Pin, 3/8" x 3"
12	GA12692	1	Arm W/Grease Fittings, Second Stage, 120", 24 Row 20"
	GA9612	-	Arm W/Grease Fittings, Second Stage, 136", 24 Row 22"
	G10640	-	Grease Fitting, 1/4"-28
13	GD19212	4	U-Bolt, 2 1/2" x 3/8"-16
	G11387	4	Lock Washer, 3/8"
	G10108	4	Hex Nut, 3/8"-16
14	---	-	<a href="#">See "Row Marker (Cushion) Cylinder" on page P119</a>
15	G6801-08	1	Elbow W/O-Ring, 90°, 3/4"-16 Male JIC To O-Ring
	G6400-08	1	Connector W/O-Ring, 3/4"-16 Male JIC To O-Ring
	GR1037	-	O-Ring
	G6400-08-04	2	Connector W/O-Ring, 3/4"-16 Male JIC To 7/16"-20 O-Ring
	GR1464		O-Ring
	G304-C-8		Cap Nut, 3/4"-16
16	GA6870	1	Arm, First Stage
	GD11751	1	Steel Bushing, 1" Wide
	G10038	1	Hex Head Cap Screw, 1/2"-13 x 3"
17	G10027	8	Hex Head Cap Screw, 3/4"-10 x 2 1/2"
	G10231	8	Lock Washer, 3/4"
	G10105	6	Hex Nut, 3/4"-10
18	GA4031	1	Mount W/Grease Fittings
	G10640	-	Grease Fitting, 1/4"-28
	GD5875	1	Hose Clamp, 9/16" x 2 1/2" x 2"
	G10108	1	Lock Nut, 3/8"-16
	G10047	1	Hex Head Cap Screw, 3/8"-16 x 1 3/4"
19	GD10186	1	Pin, 1 1/4" x 9 1/2"
	G10159	2	Washer, 1 7/8"
	G10460		Cotter Pin, 1/4" x 2"
20	G10071	2	Serrated Flange Nut, 1/2"-13
21	G10980	2	Hex Head Cap Screw, 1/2"-13 x 5 1/2"
22	GD24088	1	Bar Clamp, 24 Row 20" and 24 Row 22"

ITEM	PART NO.	QTY. (Per Assy.)	DESCRIPTION
23	GD0841	1	Tube Type Tire, 16" x 6.5" x 8" (Specify Brand*)
	GD1364	1	Tube (Not Shown)
	GA0246	1	Rim, T8 x 5.38" x 4
24	GA10458	1	Valve Stem
25	GD0840	1	Dust Cap
26	G10544	1	Cotter Pin, 5/32" x 1"
27	GD3248	4	Lug Bolt, 1/2"-20 x 1 1/4"
28	GA0245	1	Bearing
29	GD21540	1	Grease Seal
30	G3302-11	1	Coil Chian, No. 9/0, 52 Links, 24 Row 20"
	G3302-01	-	Coil Chain, No. 9/0, 60 Links, 24 Row 22"
	GD10674-04	-	Nylon Cover, 100", 24 Row 20" and 24 Row 22"
31	GA26876	1	Hub W/Cups, 4 Bolt
	GR0151	-	Outer Cup
	GR0150	-	Inner Cup
	GB0165	-	Hub, 4 Bolt
32	GA0257	1	Bearing
33	G11391	1	Flat Washer, 5/8" SAE
34	G10725	1	Slotted Hex Nut, 5/8"-18
35	GD2597	1	Retainer
36	GA16816	1	Marker Tire Support, 24 Row 20" and 24 Row 22"
A	GA0542	1	Tire And Rim Assembly (Item 23)

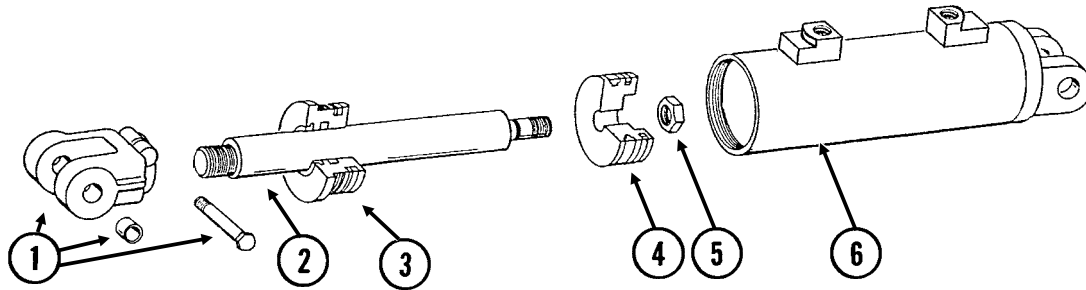
**\*Specific brand requests will be supplied only as available from current Kinze Repair Parts stock. If a specific brand requested is not in stock, the brand available will be supplied.**

(IP1035a)



ITEM	PART NO.	QTY. (Per Assy.)	DESCRIPTION
1	GA5853	1	Depth Band
2	GD0746	1	Disc Blade, Solid, 16" (Shown)
	GD10283	-	Disc Blade, Notched, 16" (Optional)
3	G10019	4	Hex Head Cap Screw, 5/16"-18 x 1"
	G10109	4	Lock Nut, 5/16"-18, Grade 8
4	GA26876	1	Hub W/Cups, 4 Bolt (Includes Items 6 and 17)
5	G11391	1	Flat Washer, 5/8" SAE
6	GR0151	1	Outer Cup
7	GD21540	1	Grease Seal
8	G10110	2	Lock Nut, 1/4"-20, Grade B
9	GA0257	1	Bearing
10	G11418	2	Hex Socket Head Cap Screw, 1/4"-20 x 1 1/2"
11	GB0554	2	Hub Shield
12	GD2597	1	Retainer
13	GD0840	1	Dust Cap
14	G10722	4	Hex Head Cap Screw, 1/2"-20 x 1"
	G10228	4	Lock Washer, 1/2"
15	G10544	1	Cotter Pin, 5/32" x 1"
16	G10725	1	Slotted Hex Nut, 5/8"-18
17	GR0150	1	Inner Cup
18	GA0245	1	Bearing
19	GA15151	1	Spindle
20	G10844	1	Carriage Bolt, 1/2"-13 x 3 1/2"
	G10168	1	Machine Bushing, 1/2", 7 Gauge
	G10228	1	Lock Washer, 1/2"
	G10102	1	Hex Nut, 1/2"-13
21	G10045	1	Hex Head Cap Screw, 1/2"-13 x 4 1/2"
	G10168	2	Machine Bushing, 1/2", 7 Gauge
	G10228	2	Lock Washer, 1/2"
	G10102	2	Hex Nut, 1/2"-13
A	GA26909	-	Hub And Spindle Assembly, (Items 4-7, 9, and 12-19)

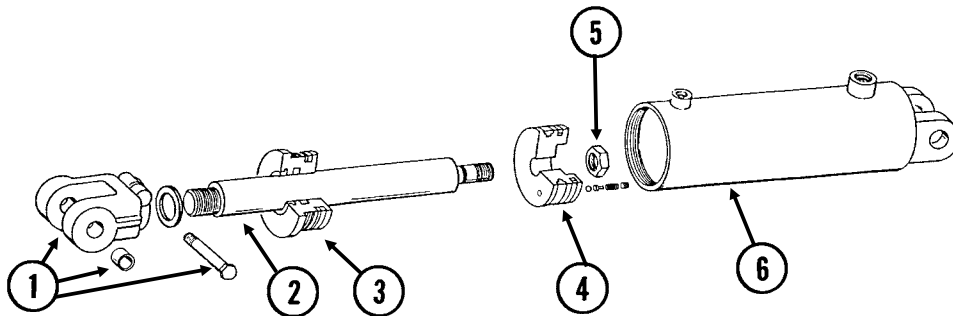
(CYL33d)



ITEM	PART NO.	QTY.	DESCRIPTION
1	GA8130	1	Clevis W/Bushings, Hex Head Cap Screw And Hex Nut
	GD11751	2	Steel Bushing, 1" Wide
	G10939	1	Hex Head Cap Screw, 3/8"-16 x 2 1/4"
	G10101	1	Hex Nut, 3/8"-16
2	GD12521	1	Rod
3	GD12522	1	Gland
4	GD12525	1	Piston
5	G10958	1	Lock Nut, 1"-14
6	A8927	1	Barrel <b>(Non-Stock Item)</b>
A	GA8928	-	Cylinder Complete, 4 1/2" x 10" <i>(Part Number Stamped On Barrel)</i>
B	GR1530	-	Seal Kit, Includes: (1) Wiper, (1) U-Cup, (2) O-Rings, (1) BU Ring, (2) Cast Iron Rings, (1) Seal, (1) Energizer

Slave Cylinders

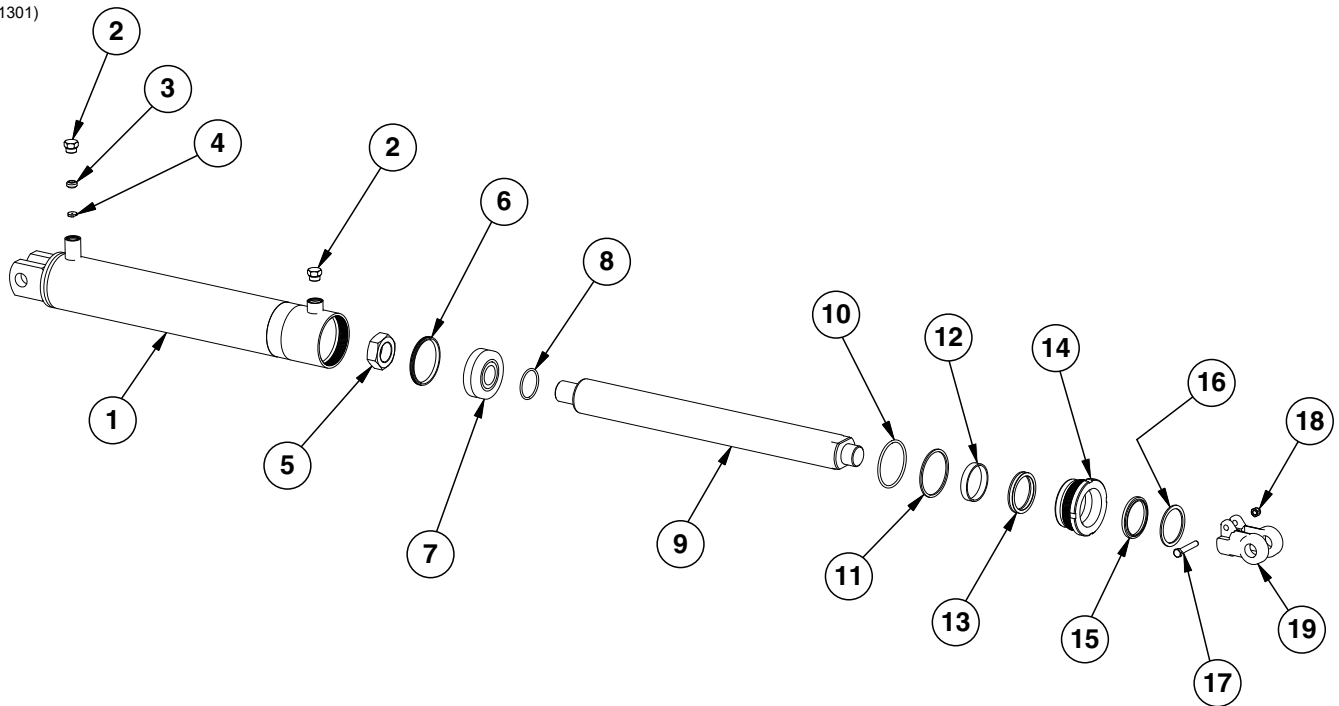
CYL055(CYL15d)



ITEM	PART NO.	QTY.	DESCRIPTION
1	GA8130	1	Clevis W/Bushings, Hex Head Cap Screw And Hex Nut
	GD11751	2	Steel Bushing, 1" Wide
	G10939	1	Hex Head Cap Screw, 3/8"-16 x 2 1/4"
	G10101	1	Hex Nut, 3/8"-16
2	GD12564	1	Rod
3	GD12572	1	Gland
4	GA8962	1	Piston W/Rephasing Valve
	GR1169	-	Rephasing Valve Replacement Kit (Set Screw, Guide, 2 Springs And Ball)
5	G10958	1	Lock Nut, 1"-14
6	A8960	1	Barrel <b>(Non-Stock Item)</b>
A	GA8961	-	Cylinder Complete, 4 3/4" x 20" <i>(Part Number Stamped On Barrel)</i>
B	GR1546	-	Seal Kit, Includes: (1) Wiper, (1) U-Cup, (2) O-Rings, (1) BU Ring, (2) Cast Iron Rings, (1) Seal, (1) Energizer



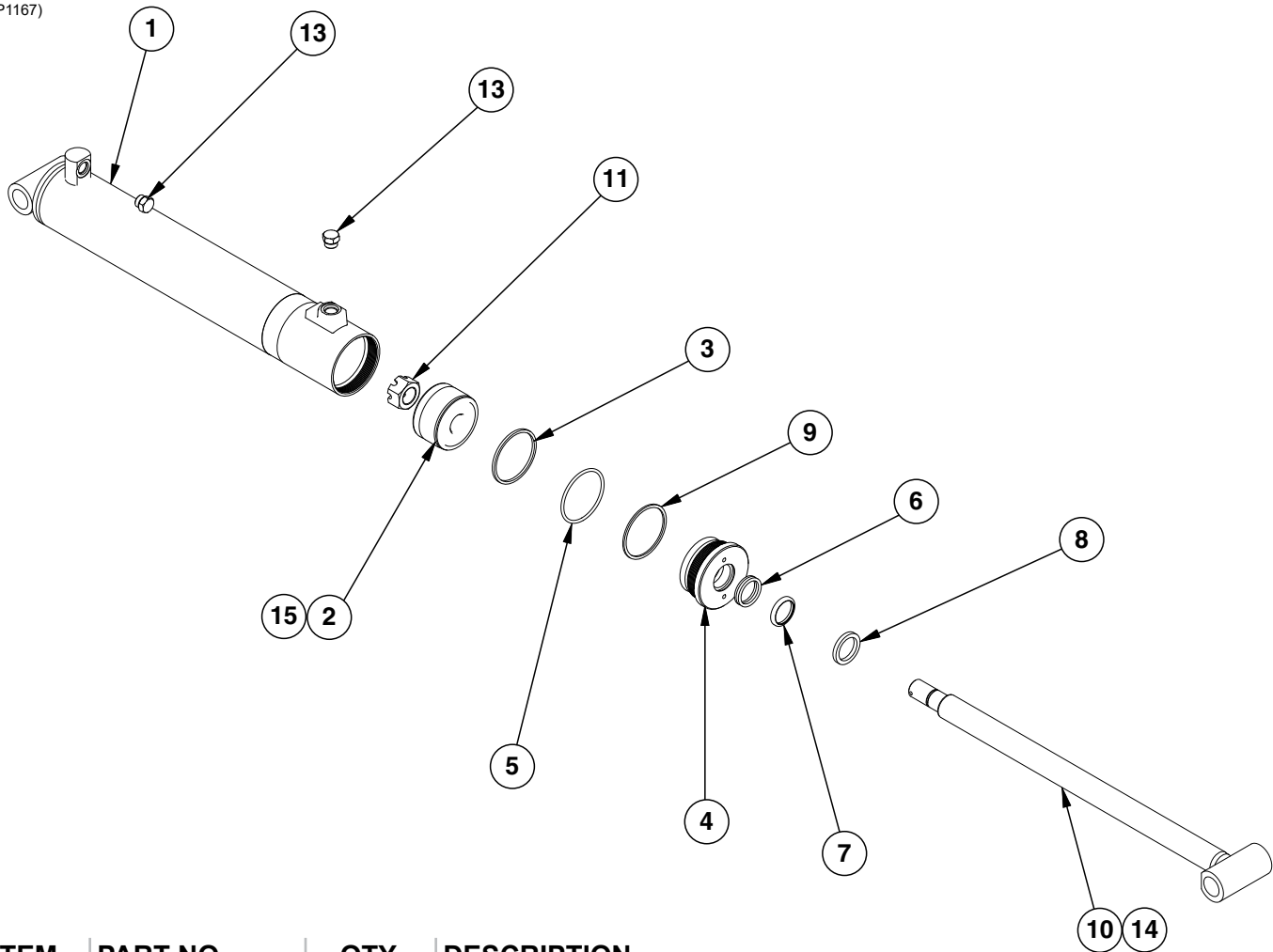
(IP1301)



ITEM	PART NO.	QTY.	DESCRIPTION
1	A8969	1	Barrel ( <b>Non-Stock Item</b> )
2	G6408-08	2	Plug W/O-Ring, 3/4"-16 O-Ring
3	G10987	1	Hollow Lock Screw, 3/4"-16 x 3/8"
4	GD12589	1	Orifice Plate
5	G10087	1	Hex Jam Nut, 1 1/2"-12, Grade 2
6	*A26168	1	T-Seal
7	GD20991	1	Piston
8	*D20990	1	O-Ring
9	GD20989	1	Rod
10	*D12231	1	O-Ring
11	*D12232	1	Backup Ring
12	*D12137	1	Wear Ring
13	*D12264	1	U-Cup
14	GD20988	1	Gland
15	*D12263	1	Wiper
16	*D12121	1	Ring
17	G10939	1	Hex Head Cap Screw, 3/8"-16 x 2 1/4"
18	G10108	1	Lock Nut, 3/8"-16
19	GD11951	1	Clevis
A	GA14697	-	Cylinder Complete, 3 1/2" x 20" ( <i>Part Number Stamped On Barrel</i> )
B	GR1962	1	Seal Kit, Includes: (1) Wiper, (1) U-Cup, (2) O-Rings, (1) Backup Ring, (1) T-Seal, (1) Wear Ring, (1) Ring

\*Item is part of seal kit, item can not be purchased individually.

(IP1167)

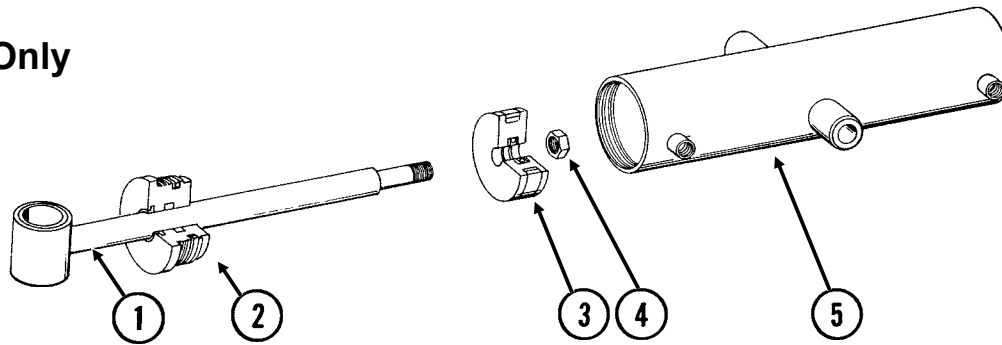


ITEM	PART NO.	QTY.	DESCRIPTION
1	A8950	1	Barrel (Non-Stock Item)
2	GD12550	1	Piston, 3½"
3	*D12088	1	Piston Ring
4	GD12548	1	Gland
5	GD12231	1	O-Ring, No. 338
6	*D12252	1	U-Cup
7	*D12206	1	Wiper
8	GD12103	1	Ring
9	*D12232	1	Back-up Ring
10	GA8948	1	Rod Assembly
11	G10948	1	Lock Nut, 1½"-12
12	---	-	---
13	G6408-08	2	Plug W/O-Ring, ¾"-16 O-Ring
	GR1037	-	O-Ring
14	*D12245	1	O-Ring, #122
15	*A26168	1	T-Seal
A	GA8951	-	Cylinder Complete, 3½" x 20" (Part Number Stamped On Barrel)
B	GR1532	-	Seal Kit, Includes: (2) O-Rings, (1) U-Cup, (1) Wiper, (1) T-Seal, (1) BU Ring, (1) Cast Iron Ring

\*Item is part of seal kit, item can not be purchased individually.

(CYL17a)

**R.H. Side Only**

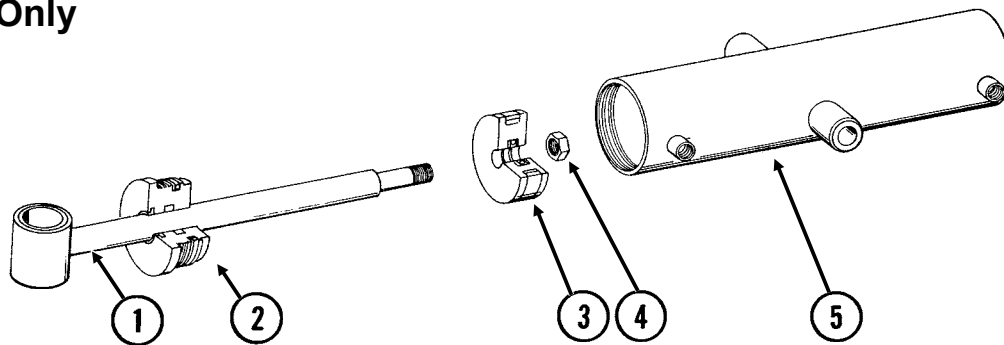


ITEM	PART NO.	QTY.	DESCRIPTION
1	GA8910 G10640	1 -	Rod Assembly W/Grease Fitting Grease Fitting, 1/4"-28
2	GD11988	1	Gland
3	GD11997	1	Piston
4	G10958	1	Lock Nut, 1"-14
5	A8300	1	Barrel <b>(Non-Stock Item)</b>
A	GA8906	-	Cylinder Complete, 4" x 13 5/8" <i>(Part Number Stamped On Barrel)</i>
B	GR1525	-	Seal Kit, Includes: (2) O-Rings, (1) BU Ring, (1) U-Cup, (1) Wiper, (1) T-Seal

Helper Cylinder, All Sizes

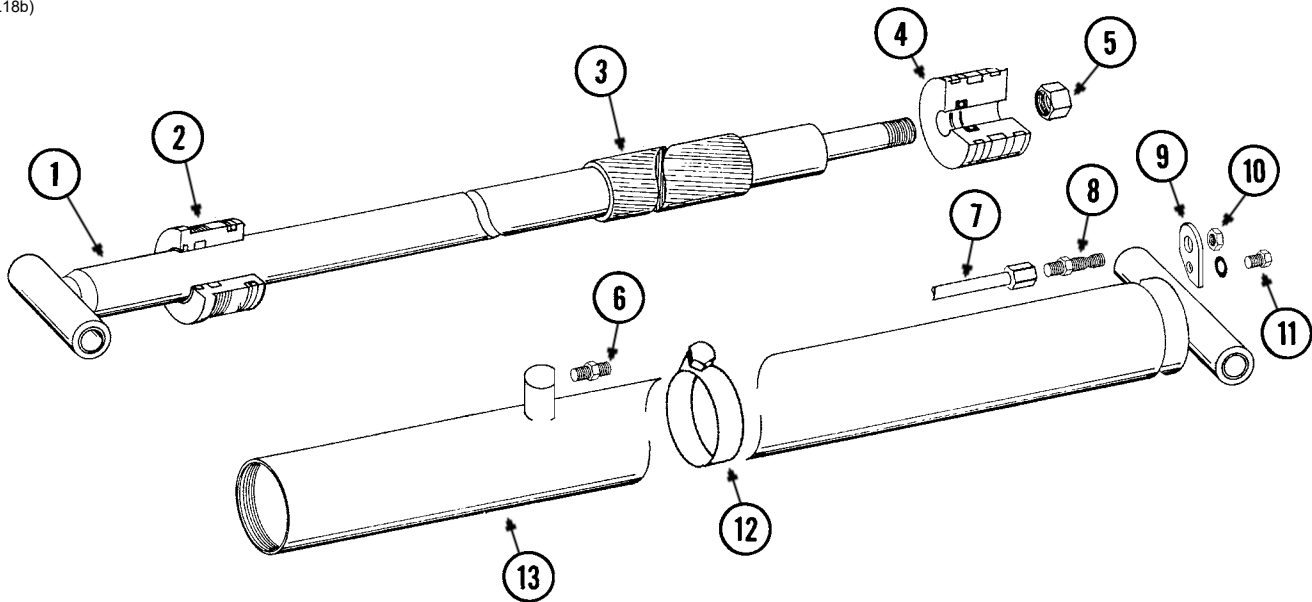
CYL055(CYL17a)

**L.H. Side Only**



ITEM	PART NO.	QTY.	DESCRIPTION
1	GA8907 G10640	1 -	Rod Assembly W/Grease Fitting Grease Fitting, 1/4"-28
2	GD11988	1	Gland
3	GD11997	1	Piston
4	G10958	1	Lock Nut, 1"-14
5	A6852	1	Barrel <b>(Non-Stock Item)</b>
A	GA8905	-	Cylinder Complete, 4" x 15 5/32" <i>(Part Number Stamped On Barrel)</i>
B	GR1525	-	Seal Kit, Includes: (2) O-Rings, (1) BU Ring, (1) U-Cup, (1) Wiper, (1) T-Seal

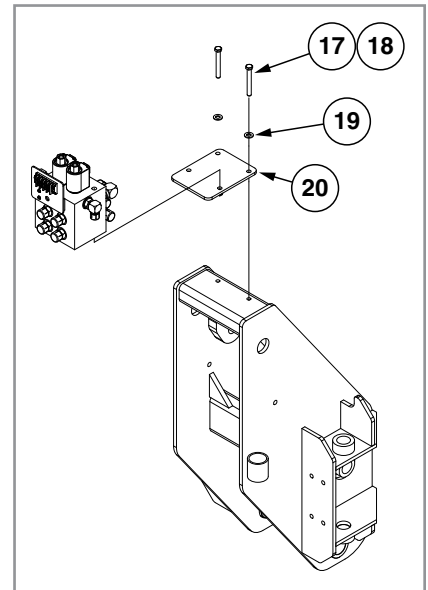
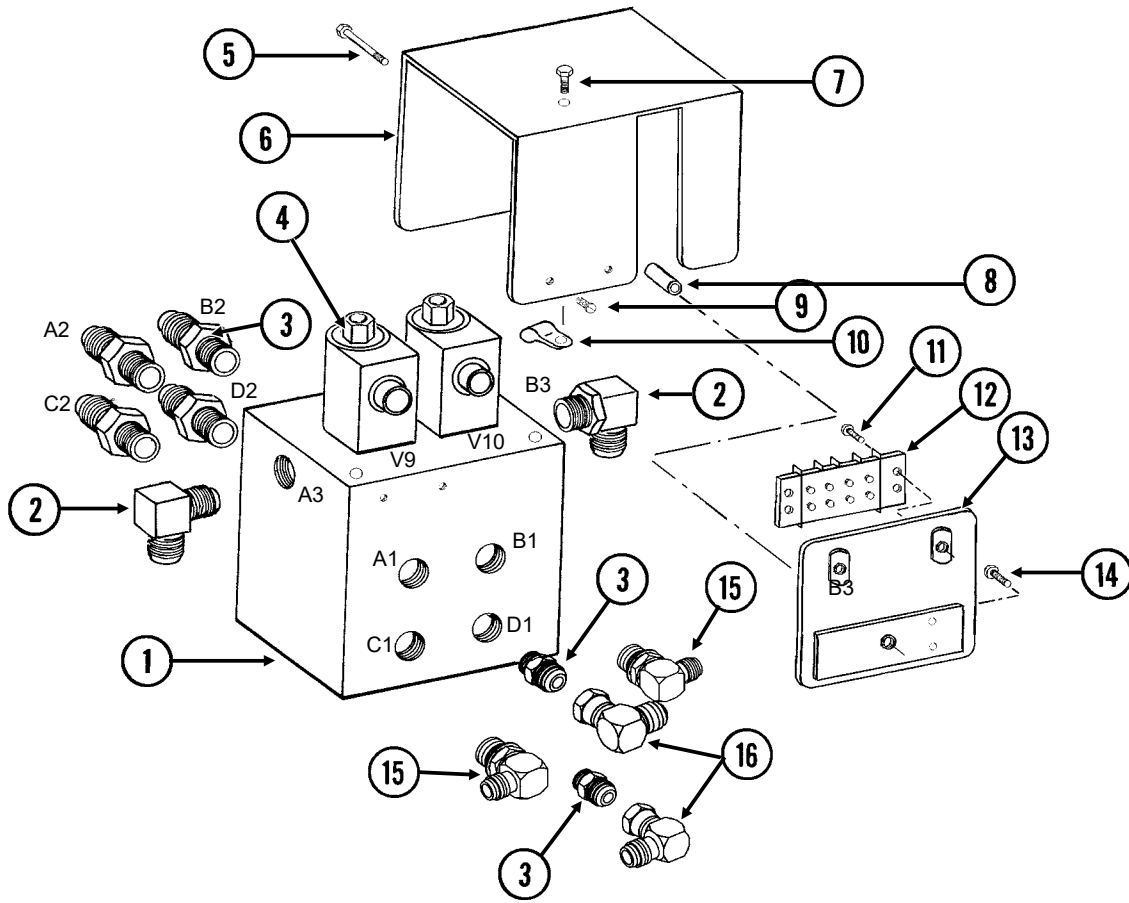
(CYL18b)



ITEM	PART NO.	QTY.	DESCRIPTION
1	GA9576	1	Rod Assembly
2	GD13448	1	Gland
3	GD13453	1	Spacer
4	GD13449	1	Piston
5	G10972	1	Lock Nut, 1 1/4"-12
6	G6400-08-04 GR1465	1 -	Connector W/O-Ring, 3/4"-16 Male JIC To 7/16"-20 O-Ring O-Ring
7	GA10145	1	Steel Hydraulic Line, 145 15/16"
8	G2700-08	1	Bulkhead Tube Union, 3/4"-16 Male JIC
9	GD13643	1	Bracket
10	G306-08	1	Lock Nut, 3/4"-16
11	G10328 G10229	1 1	Hex Head Cap Screw, 3/8"-16 x 5/8" Lock Washer, 3/8"
12	G11089	1	Hose Clamp
13	GA9578	1	Barrel
A	GA9579	-	Cylinder Complete, 4" x 132 1/2" (Part Number Stamped On Barrel)
B	GR1599	-	Seal Kit, Includes: (2) O-Rings, (1) BU Ring, (3) Wear Rings, (1) Piston Seal, (1) U-Cup, (1) Wiper, (1) Expander

**This page left blank intentionally.**

(FF19c)

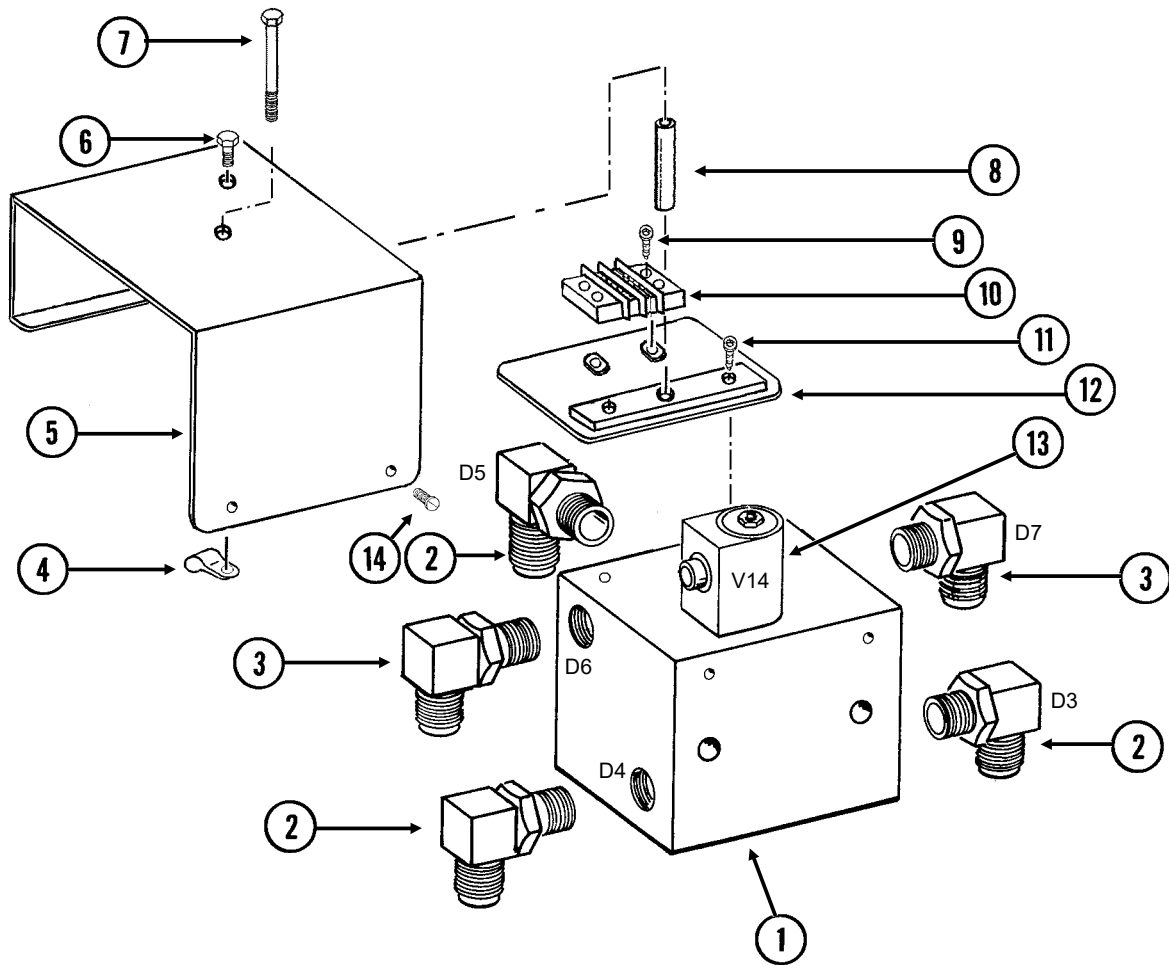


ITEM	PART NO.	QTY.	DESCRIPTION
1	GD9531	1	Block
2	G6801-08 GR1037	2 -	Elbow W/O-Ring, 90°, ¾"-16 Male JIC To O-Ring O-Ring
3	G6400-10-08 GR1037	6 -	Connector W/O-Ring, 7/8"-14 Male JIC To ¾"-16 O-Ring O-Ring
4	---	-	<a href="#">See "Solenoid Valve (G1K276)" on page P132</a>
5	G10003 G10229	1 1	Hex Head Cap Screw, ¾"-16 x 1 ½" Lock Washer, ¾"
6	GD13365	1	Cover
7	G10004 G11091	1 1	Hex Head Cap Screw, ¾"-16 x 1 1/4" Serrated Flange Nut, ¾"-16
8	GD7318	1	Sleeve, 1" Long
9	G10977	2	Phillips Pan Head Machine Screw, No. 10-24 x ½", Stainless Steel
10	GD13348	1	Insulated Clamp, 1 1/16"
11	G11067	2	Phillips Pan Head Machine Screw, No. 8-32 x ¾", Stainless Steel
12	GA9510 GR1635	1 -	Terminal Strip W/Screws, No. 6, 4 Terminal Screw, No. 6-32 x ¼"
13	GA9518	1	Terminal Strip Mount
14	G11066	2	Phillips Pan Head Machine Screw, No. 10-24 x ¾", Stainless Steel
15	G6801-10-08 GR1037	2 -	Elbow W/O-Ring, 90°, 7/8"-14 Male JIC To ¾"-16 O-Ring O-Ring
16	G6500-10	2	Swivel Elbow, 90°, 7/8"-14 Male JIC To Female
17	G10062	2	Hex Head Cap Screw, ¾"-16 x 3"
18	G10108	2	Lock Nut, ¾"-16
19	G11387	2	Flat Washer, ¾" SAE
20	GD25508	1	Hydraulic Block Mount

**This page left blank intentionally.**

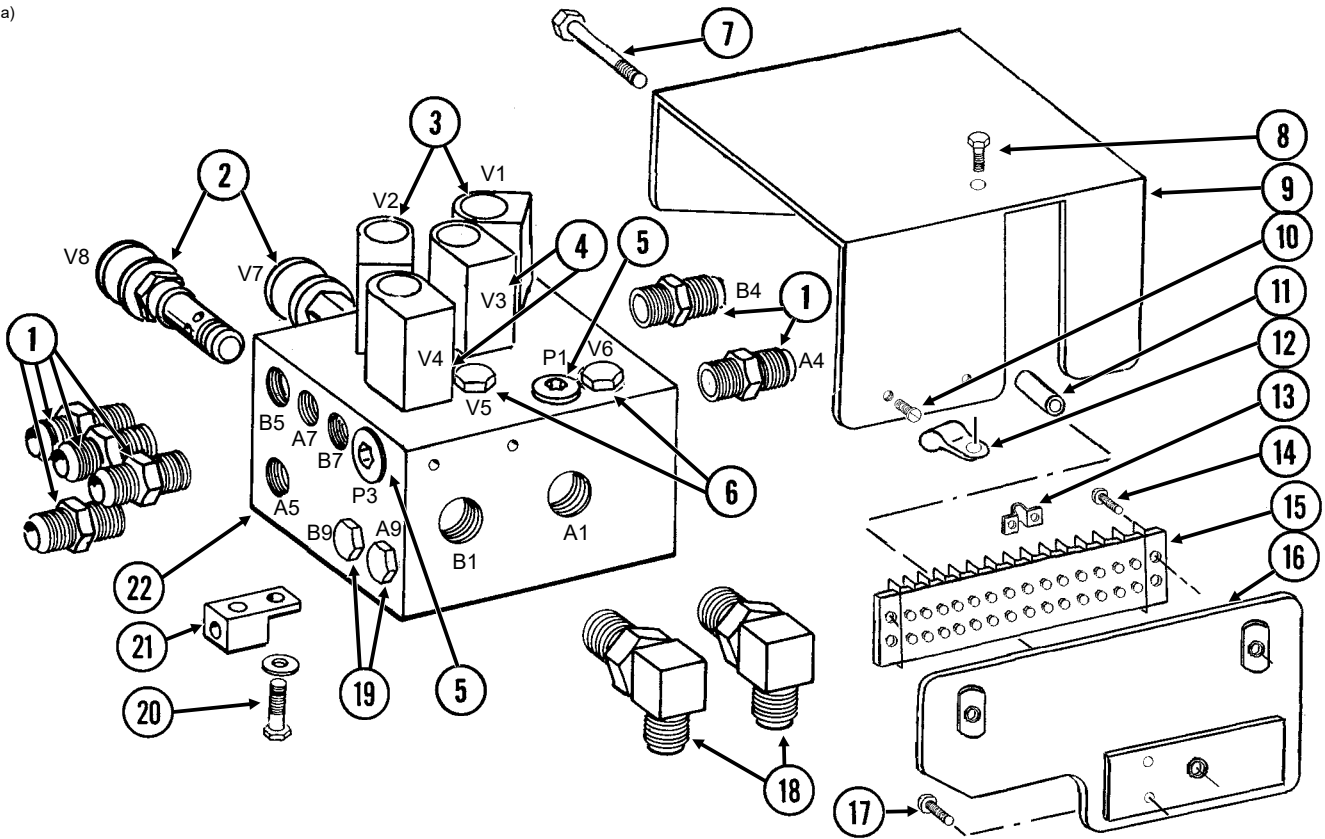


(FF20a)



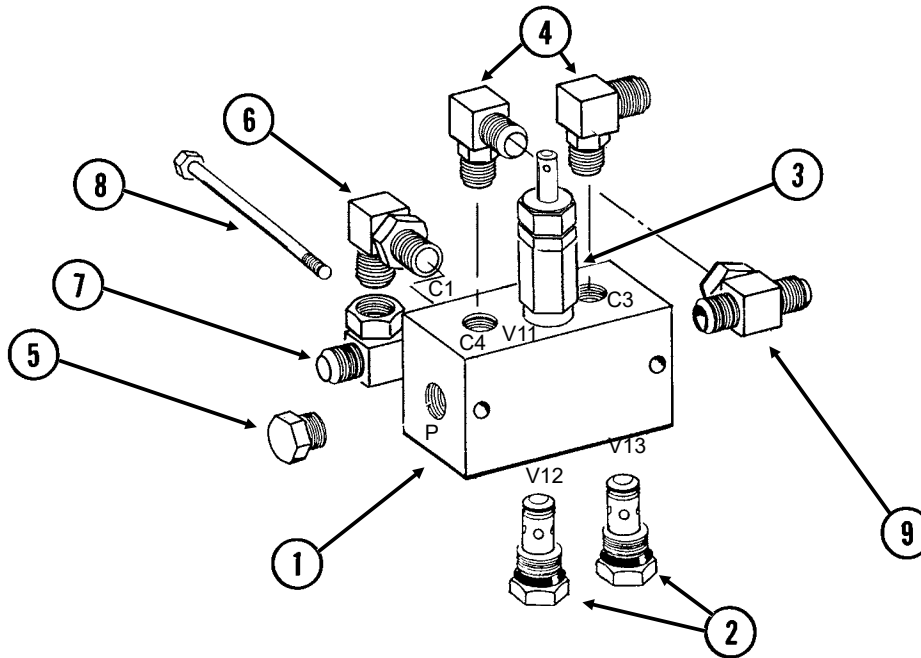
ITEM	PART NO.	QTY.	DESCRIPTION
1	GD9536	1	Block
2	G6801-10-08 GR1037	3 -	Elbow W/O-Ring, 90°, 7/8"-14 Male JIC To 3/4"-16 O-Ring O-Ring
3	G6801-08 GR1037	2 -	Elbow W/O-Ring, 90°, 3/4"-16 Male JIC To O-Ring O-Ring
4	GD13348	1	Insulated Clamp, 1 1/16"
5	GD13366	1	Cover
6	G10054 G10232 G10106	1 1 1	Hex Head Cap Screw, 5/16"-18 x 1/2" Lock Washer, 5/16" Hex Nut, 5/16"-18
7	G10583 G10232	1 1	Hex Head Cap Screw, 5/16"-18 x 2 3/4" Lock Washer, 5/16"
8	GD8066-03	1	Sleeve, 2 5/16" Long
9	G11067	2	Phillips Pan Head Machine Screw, No. 8-32 x 3/4", Stainless Steel
10	GA9511 GR1635	1 -	Terminal Strip W/Screws, No. 6, 2 Terminal Screw, No. 6-32 x 1/4"
11	G11066	2	Phillips Pan Head Machine Screw, No. 10-24 x 3/4", Stainless Steel
12	GA9519	1	Terminal Strip Mount
13	---	-	<a href="#">See "Solenoid Valve (G1K275)" on page P132</a>
14	G10977	2	Phillips Pan Head Machine Screw, No. 10-24 x 1/2", Stainless Steel

(FF21a)



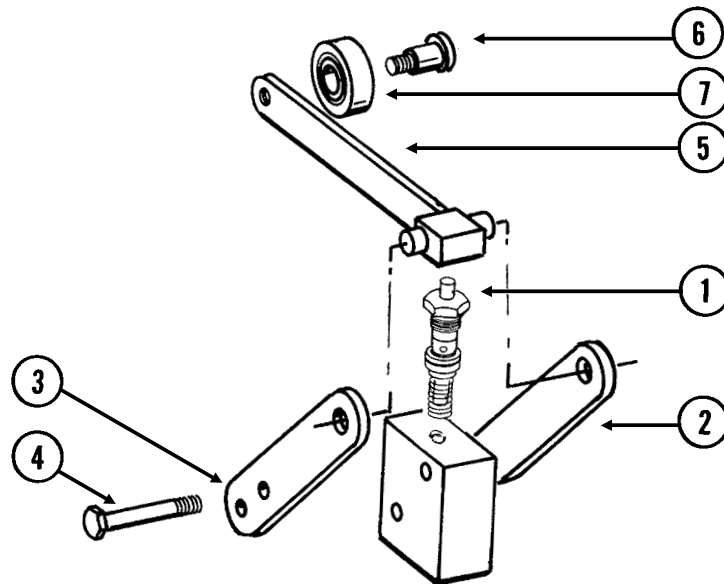
ITEM	PART NO.	QTY.	DESCRIPTION
1	G6400-08 GR1037	6 -	Connector W/O-Ring, 3/4"-16 Male JIC To O-Ring O-Ring
2	---	-	<a href="#">See "Flow Control Valve" on page P133</a>
3	---	-	<a href="#">See "Solenoid Valve (G1K275)" on page P132</a>
4	---	-	<a href="#">See "Solenoid Valve (G1K276)" on page P132</a>
5	G6408-H06-O GR1045	5 -	Hex Socket Head Plug W/O-Ring, 9/16"-18 O-Ring O-Ring
6	G6408-10 GR1466	2 -	Plug W/O-Ring, 7/8"-14 O-Ring O-Ring
7	G10003 G10229	1 2	Hex Head Cap Screw, 3/8"-16 x 1 1/2" Lock Washer, 3/8"
8	G10004 G11091	1 1	Hex Head Cap Screw, 3/8"-16 x 1 1/4" Serrated Flange Nut, 3/8"-16
9	GD13146	1	Cover
10	G10977	2	Phillips Pan Head Machine Screw, No. 10-24 x 1/2", Stainless Steel
11	GD7318	1	Sleeve, 1" Long
12	GD13348	1	Insulated Clamp, 1 1/16"
13	GD13310	1	Jumper, 7/16"
14	G11067	2	Phillips Pan Head Machine Screw, No. 8-32 x 3/4", Stainless Steel
15	GA9097 GR1635	1 -	Terminal Strip W/Screws, No. 6, 14 Terminal Screw, No. 6-32 x 1/4"
16	GA13741	1	Terminal Strip, Mount
17	G11066	2	Phillips Pan Head Machine Screw, No. 10-24 x 3/4", Stainless Steel
18	G6801-10 GR1466	2 -	Elbow W/O-Ring, 90°, 7/8"-14 Male JIC To O-Ring O-Ring
19	G6408-08 GR1037	6 -	Plug W/O-Ring, 3/4"-16 O-Ring O-Ring
20	G10019 G10043 G10232 G11386	1 3 3 3	Hex Head Cap Screw, 5/16"-18 x 1" Hex Head Cap Screw, 5/16"-18 x 3/4" Lock Washer, 5/16" Flat Washer, 5/16" SAE
21	GA3584	1	Ground Clamp
22	GD9533	1	Block

VVB030(FF22c)



ITEM	PART NO.	QTY.	DESCRIPTION
1	GD9535	1	Block
2	---	-	<a href="#">See "Check Valve" on page P133</a>
3	---	-	<a href="#">See "Pressure Relief Valves" on page P133</a>
4	G6801-08 GR1037	2 -	Elbow W/O-Ring, 90°, 3/4"-16 Male JIC To O-Ring O-Ring
5	G6408-06 GR1045	1 -	Plug W/O-Ring, 9/16"-18 O-Ring O-Ring
6	G6801-10-08 GR1037	1 -	Elbow W/O-Ring, 90°, 7/8"-14 Male JIC To 3/4"-16 O-Ring O-Ring
7	G6600-10	1	Swivel Tee, 7/8"-14 JIC
8	G10746 G10621	2 2	Hex Head Cap Screw, 1/4"-20 x 2 3/4" Serrated Flange Nut, 1/4"-20
9	G6600-08	1	Swivel Tee, 3/4"-16 JIC

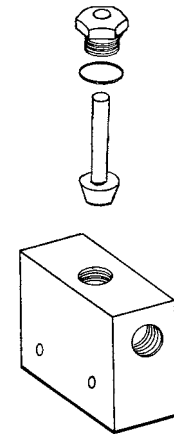
VVB033(FF24)



ITEM	PART NO.	QTY.	DESCRIPTION
1	GR1254	1	Valve
2	GR1259	1	Bar
3	GR1255	1	Bar
4	G10060	2	Hex Head Cap Screw, 5/16"-18 x 2 1/2"
	G11387	2	Flat Washer, 3/8" SAE
	G10106	2	Hex Nut, 5/16"-18
5	GR1256	1	Arm
6	GR1258	1	Socket Shoulder Screw, 1/2"
7	GR1257	1	Stainless Steel Bushing
A	GA6782	-	Detent Lever Valve Complete
B	GR1260	-	Seal Kit (For GR1254 Valve), Includes: (2) BU Rings, (3) O-Rings

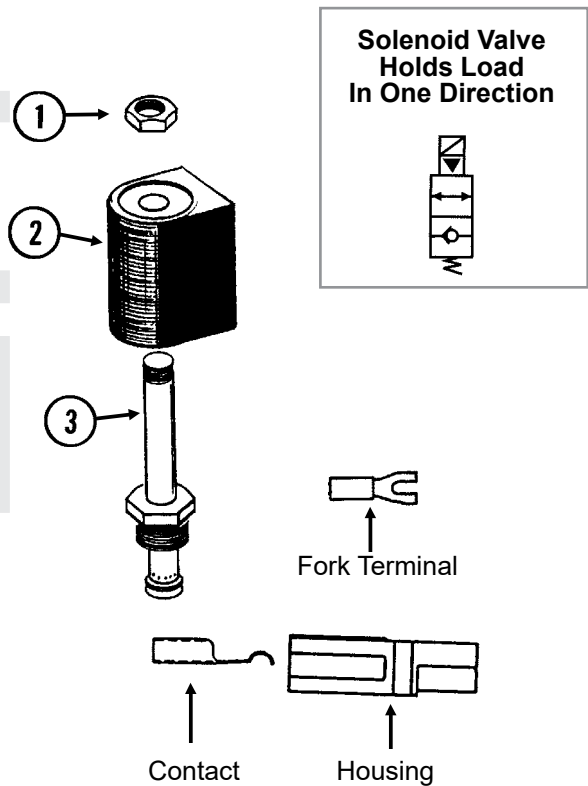
(FF23b)

ITEM	PART NO.	QTY.	DESCRIPTION
A	GA12105	-	Stroke Limiter Valve Complete ( <i>Part Number Stamped On Valve Block</i> )
B	G1K255	-	Repair Kit, Includes: (1) Adapter, (1) Poppet, (1) Seal Kit W/O-Rings And BU Ring



VVB019(TWL27c/TWL18/PLTR75c/A9481)

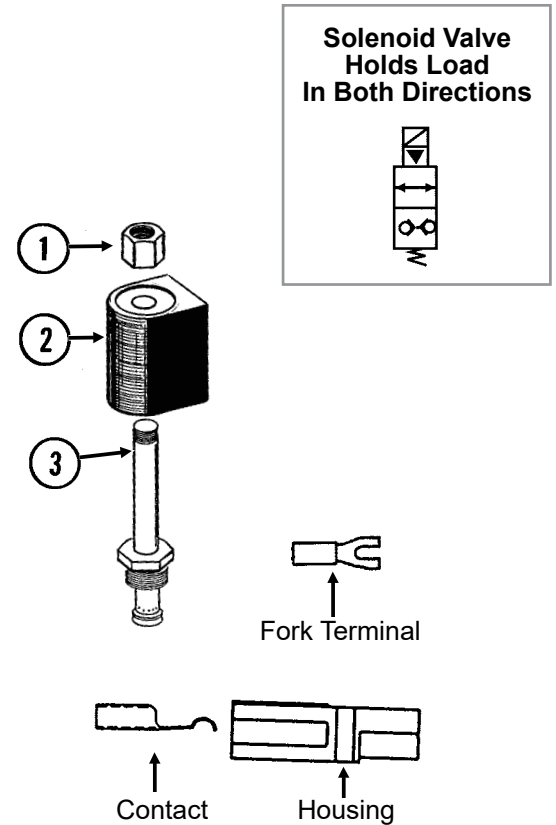
ITEM	PART NO.	QTY.	DESCRIPTION
1	GR0761	1	Special Hex Nut, 1/2"-20
2	G1K274	1	Coil Kit W/Contacts, Housings And Fork Terminals
	GD9529	2	Housing, Black
	GD9530	2	Contact
	G10996	2	Fork Terminal
3	GR0763	1	Cartridge
A	G1K275	-	Solenoid Valve Kit W/Solenoid Valve, Contacts, Housings And Fork Terminals
	GD9529	2	Housing, Black
	GD9530	2	Contact
	G10996	2	Fork Terminal
B	GR0764	-	Seal Kit, Includes: (2) O-Rings, (1) BU Ring




Solenoid Valve (G1K276)

VVB019(FF25/TWL18/PLTR75c)

ITEM	PART NO.	QTY.	DESCRIPTION
1	GR1322	1	Special Hex Nut, 1/2"-20
2	G1K274	1	Coil Kit W/Contacts, Housings And Fork Terminals
	GD9529	2	Housing, Black
	GD9530	2	Contact
	G10996	2	Fork Terminal
3	GR1321	1	Cartridge
A	G1K276	-	Solenoid Valve Kit W/Housings, Contacts, And Forked Terminals
	GD9529	2	Housing, Black
	GD9530	2	Contact
	G10996	2	Fork Terminal
B	GR2042	-	Seal Kit



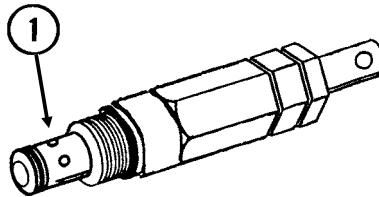
VVB020(TWL28)



ITEM	PART NO.	QTY.	DESCRIPTION
A	GA3413	-	Flow Control Valve
B	GR0764	-	Seal Kit, Includes: (2) O-Rings, (1) BU Ring

**Pressure Relief Valves**


VVB020(FF46/FF46a/FF104)



ITEM	PART NO.	QTY.	DESCRIPTION
1	GA8844	-	Pressure Relief Valve, 1500 PSI
	GR1515	-	Seal Kit, Includes: (2) O-Rings, (1) BU Ring

**Check Valve**

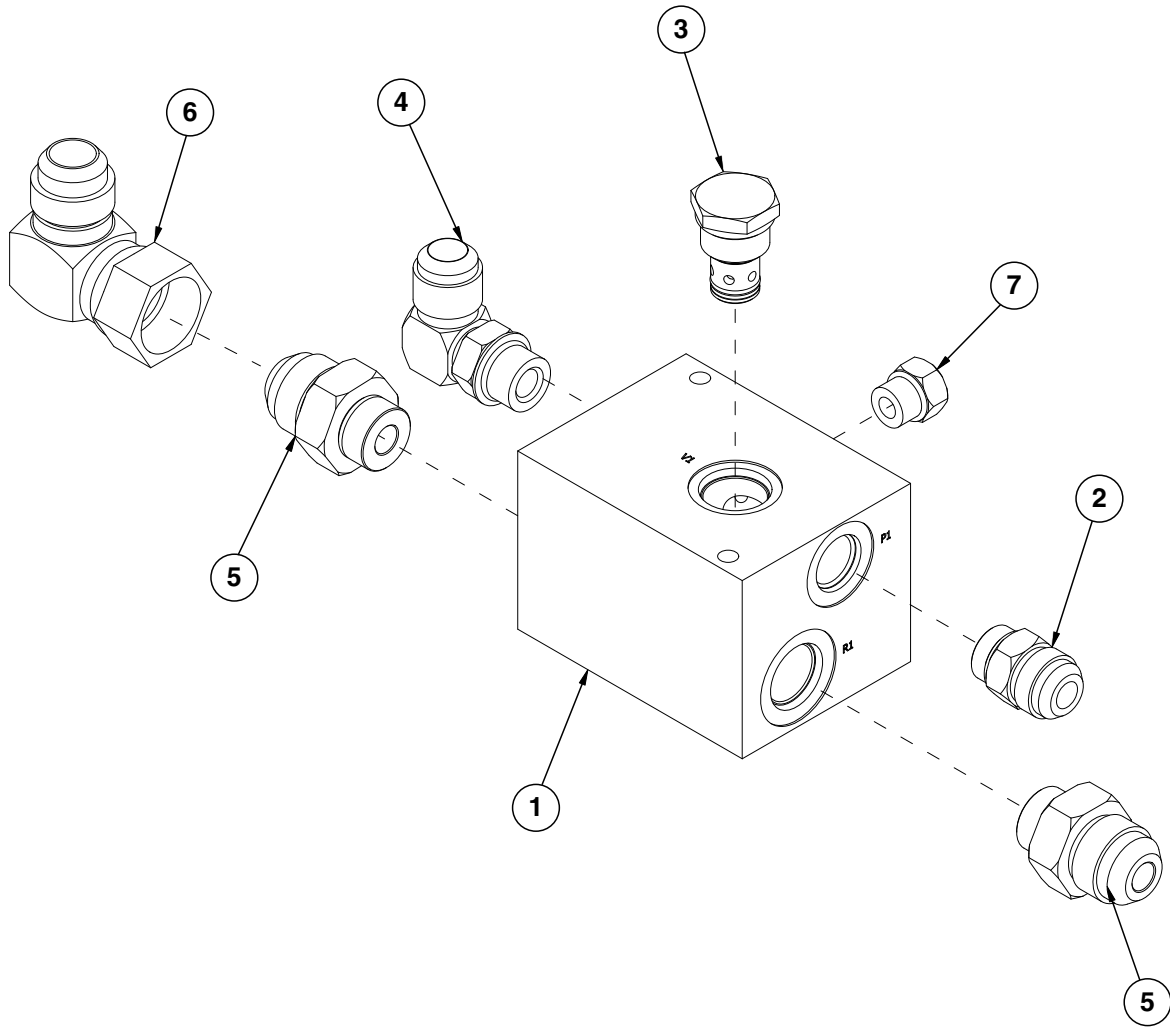
VVB020(TWL30)



ITEM	PART NO.	QTY.	DESCRIPTION
A	GA4293	-	Check Valve
B	GR2041	-	Seal Kit, Includes: (2) O-Rings, (1) BU Ring



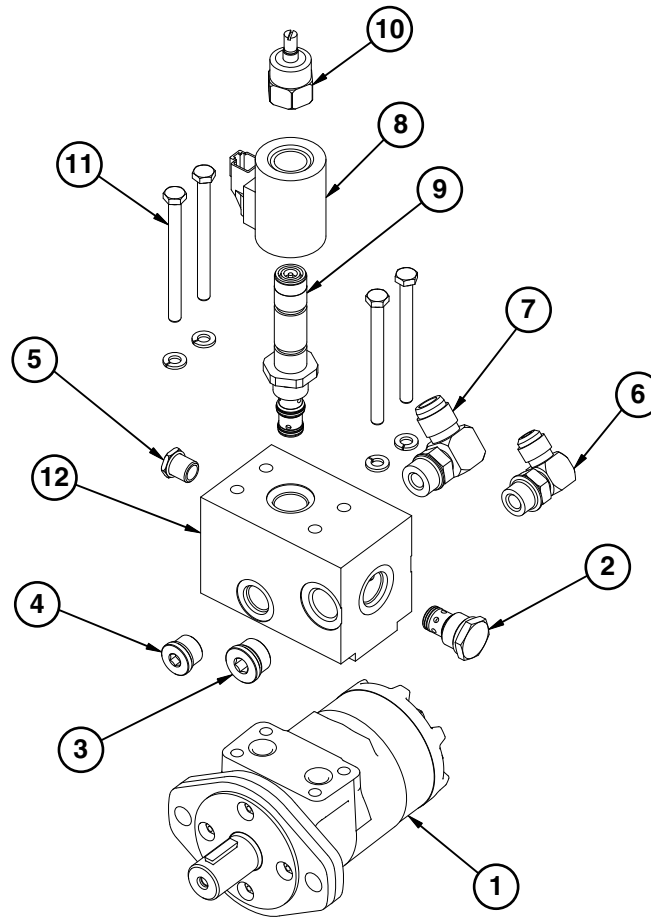
(IP1094)



ITEM	PART NO.	QTY.	DESCRIPTION
1	GD19123	1	Block
2	G6400-10-08 GR1037	1 -	Connector W/O-Ring, 7/8"-14 Male JIC To 3/4"-16 O-Ring O-Ring
3	GA4293	1	Check Valve
4	G6801-10-08 GR1037	1 -	Elbow W/O-Ring, 90°, 7/8"-14 Male JIC To 3/4"-16 O-Ring O-Ring
5	G6400-12-10	2	Connector W/O-Ring, 1 1/16"-12 Male JIC To 7/8"-14 O-Ring
6	G6500-12	1	Swivel Elbow, 90°, 1 1/16"-12 Male JIC To Female
7	G6408-06 GR1045	1 -	Plug W/O-Ring, 9/16"-18 O-Ring O-Ring

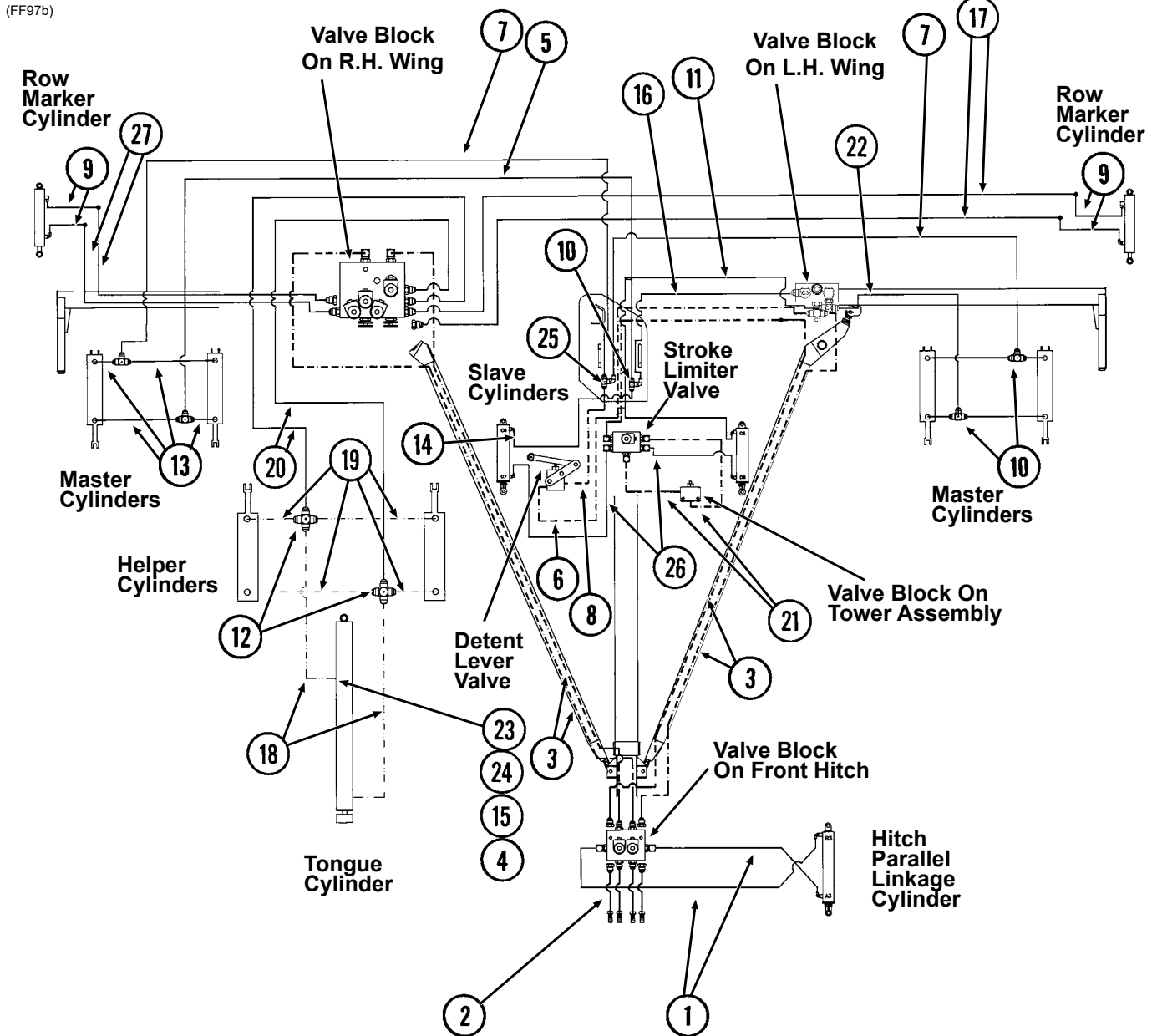
(IP1009)

L.H. Shown



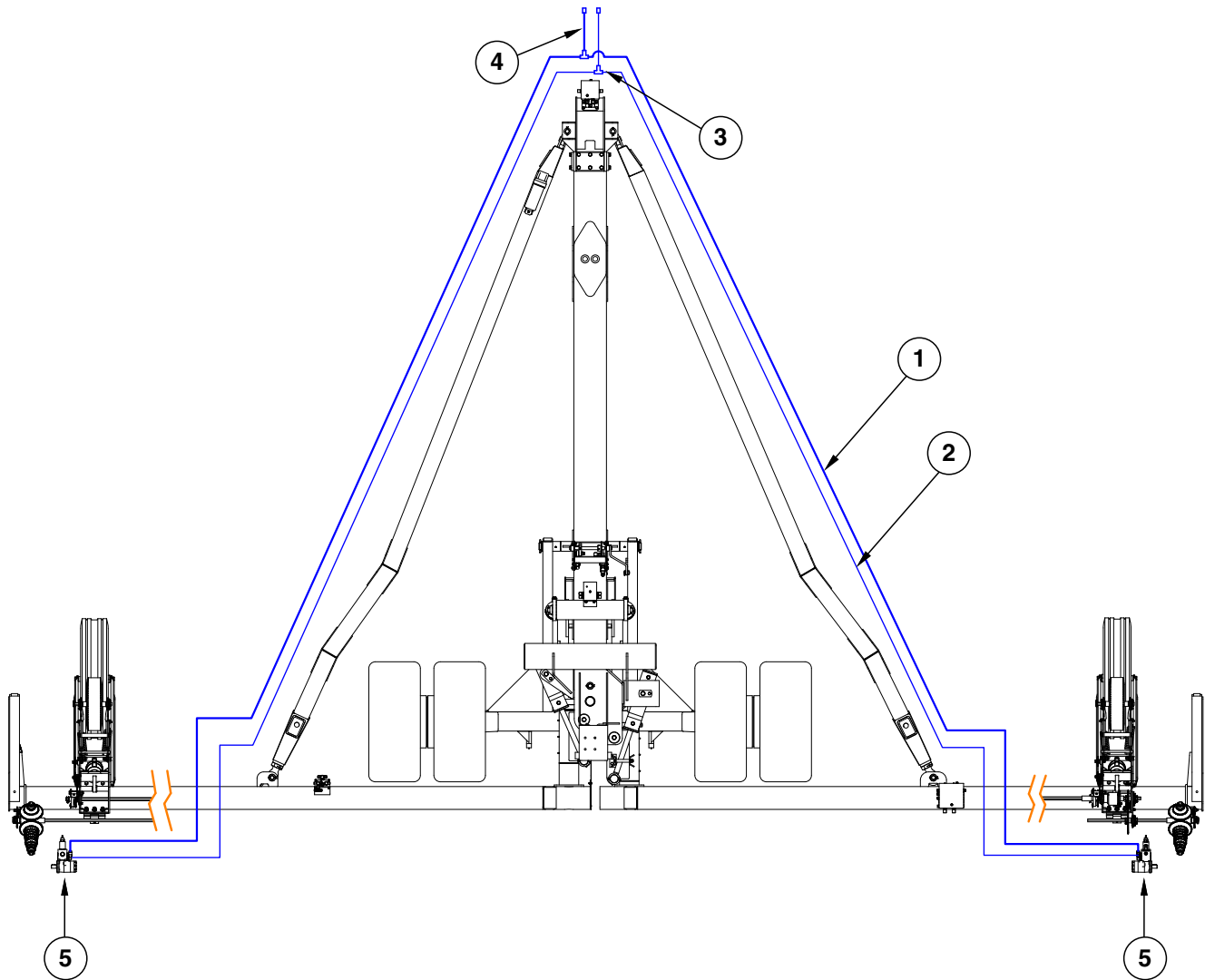
ITEM	PART NO.	QTY.	DESCRIPTION
1	GA13633	1	Hydraulic Motor
	GD18811	-	O-Ring, No. 112
2	GA4293	1	Check Valve
3	G6408-H10-0	1	Hex Socket Head Plug W/O-Ring, 7/8"-14 O-Ring
4	G6408-H08-0	1	Hex Socket Head Plug W/O-Ring, 3/4"-16
5	G6408-H06-0	1	Hex Socket Head Plug W/O-Ring, 9/16"-18
6	G6801-08	1	Elbow W/O-Ring, 90°, 3/4"-16 Male JIC To O-Ring
7	G6801-10	1	Elbow W/O-Ring, 90°, 7/8"-14 Male JIC To O-Ring
	GR1466	-	O-Ring
8	GA13079	1	Coil
9	GA13078	1	Proportional Valve
10	GR1846	1	Manual Override
11	G11309	4	Hex Head Cap Screw, 5/16"-18 x 3 3/4"
	G10232	4	Lock Washer, 5/16"
12	GD19440	1	Valve Block
A	GA13661	-	Hydraulic Motor Assembly, L.H.
B	GA13660	-	Hydarulic Motor Assembly, R.H.
C	GR1939	-	Seal Kit
D	GR2041	-	Check Valve Seal Kit

**This page left blank intentionally.**



ITEM	PART NO.	QTY.	DESCRIPTION
1	*A1044	2	Hose Assembly, 3/8" x 34"
2	*A18693-130	4	Hose Assembly, 1/2" x 130" (10F-1/2M NPTF W/Ext., W/Tip)
3	*A1499	4	Hose Assembly, 1/2" x 280"
4	G2406-08-06	1	Reducer, 3/4"-16 Female JIC To 1/2"-18 Male JIC
5	*A1089	1	Hose Assembly, 3/8" x 240", 24 Row 20"
	*A3141	-	Hose Assembly, 3/8" x 260", 24 Row 22"
6	*A1487	1	Hose Assembly, 1/2" x 150"
7	*A3196	2	Hose Assembly, 3/8" x 240", 24 Row 20"
	*A3212	-	Hose Assembly, 3/8" x 260", 24 Row 22"
8	*A1404	1	Hose Assembly, 1/2" x 41"
9	*A1072	4	Hose Assembly, 3/8" x 48"
10	G2603-08	5	Tee, 3/4"-16 Male JIC
11	*A1049	1	Hose Assembly, 3/8" x 160"
12	G2650-06	2	Cross, 1/2"-18 Male JIC
13	*A3119	8	Hose Assembly, 3/8" x 36", 24 Row 20"
	*A3175	-	Hose Assembly, 3/8" x 38", 24 Row 22"
14	*A1020	1	Hose Assembly, 3/8" x 48"
15	G6500-06	1	Swivel Elbow, 90°, 1/2"-18 Male JIC To Female
16	*A1010	1	Hose Assembly, 3/8" x 120"
17	*A3271	2	Hose Assembly, 3/8" x 402", 24 Row 20"
	*A3272	-	Hose Assembly, 3/8" x 426", 24 Row 22"
18	*A1146	2	Hose Assembly, 1/4" x 12"
19	*A1189	4	Hose Assembly, 1/4" x 36"
20	*A12026	2	Hose Assembly, 3/8" x 148"
21	*A1424	2	Hose Assembly, 1/2" x 30"
22	*A1010	1	Hose Assembly, 3/8" x 120", 24 Row 20"
	*A3294	-	Hose Assembly, 3/8" x 136", 24 Row 22"
23	G6400-06-08	1	Connector W/O-Ring, 1/2"-18 Male JIC To 3/4"-16 O-Ring
	GR1037	-	O-Ring
24	G6502-06	2	Swivel Elbow, 45°, 1/2"-18 Male JIC To Female
25	G2603-10	1	Tee, 7/8"-14 Male JIC
26	*A3119	2	Hose Assembly, 3/8" x 36"
27	*A1025	2	Hose Assembly, 3/8" x 148", 24 Row 20"
	*A3105	-	Hose Assembly, 3/8" x 170", 24 Row 22"

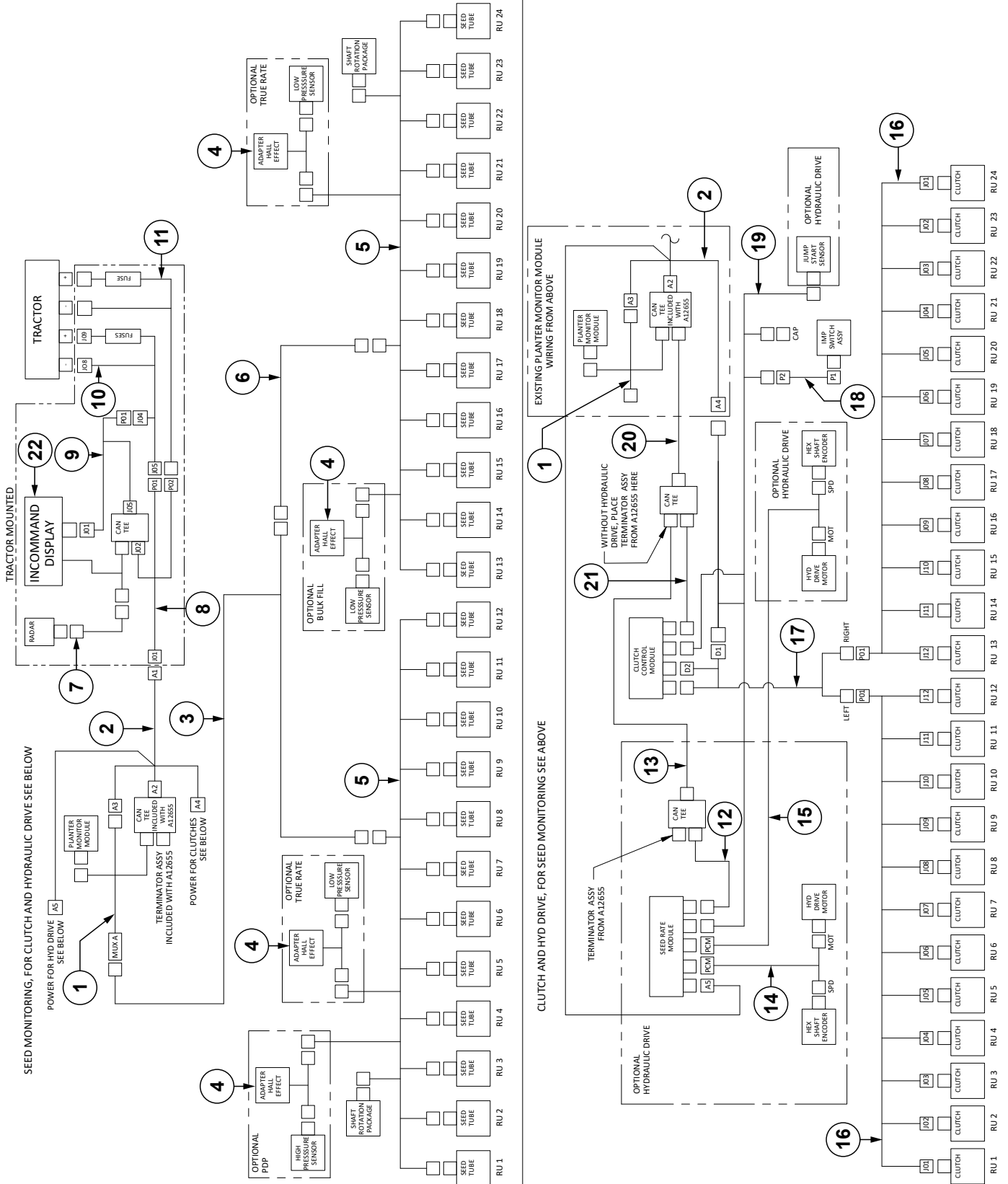
\*Hydraulic hose is not stocked by Kinze Repair Parts.



ITEM	PART NO.	QTY.	DESCRIPTION
1	*A15022	2	Hose Assembly, 3/8" x 438"
2	*A3239	2	Hose Assembly, 3/8" x 438"
3	G2603-08-08-10	2	Tee Tube 3/4"-16
4	*A1412	2	Hose Assembly, 1/2" x 130"
5	---	-	<a href="#">See "Hydraulic Motor" on page P135</a>

\*Hydraulic hose is not stocked by Kinze Repair Parts, but can be made available on a special order basis. Call for quote.

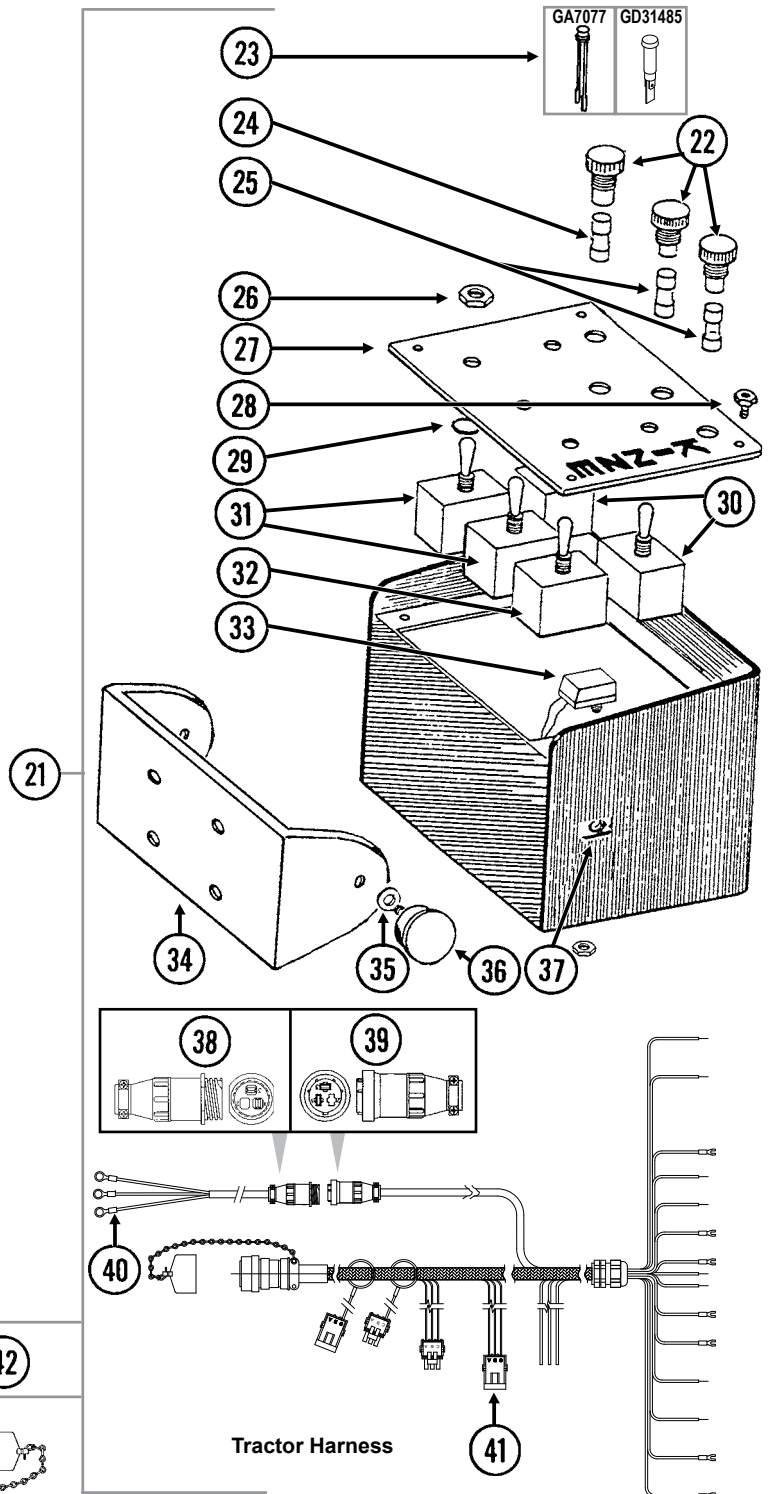
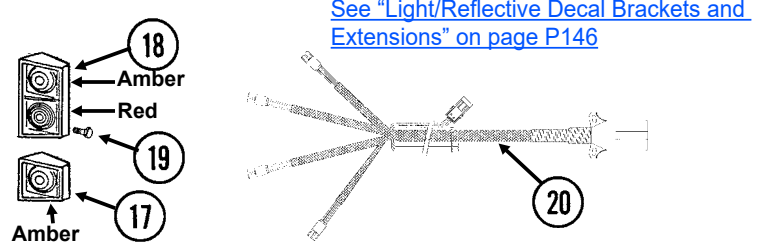
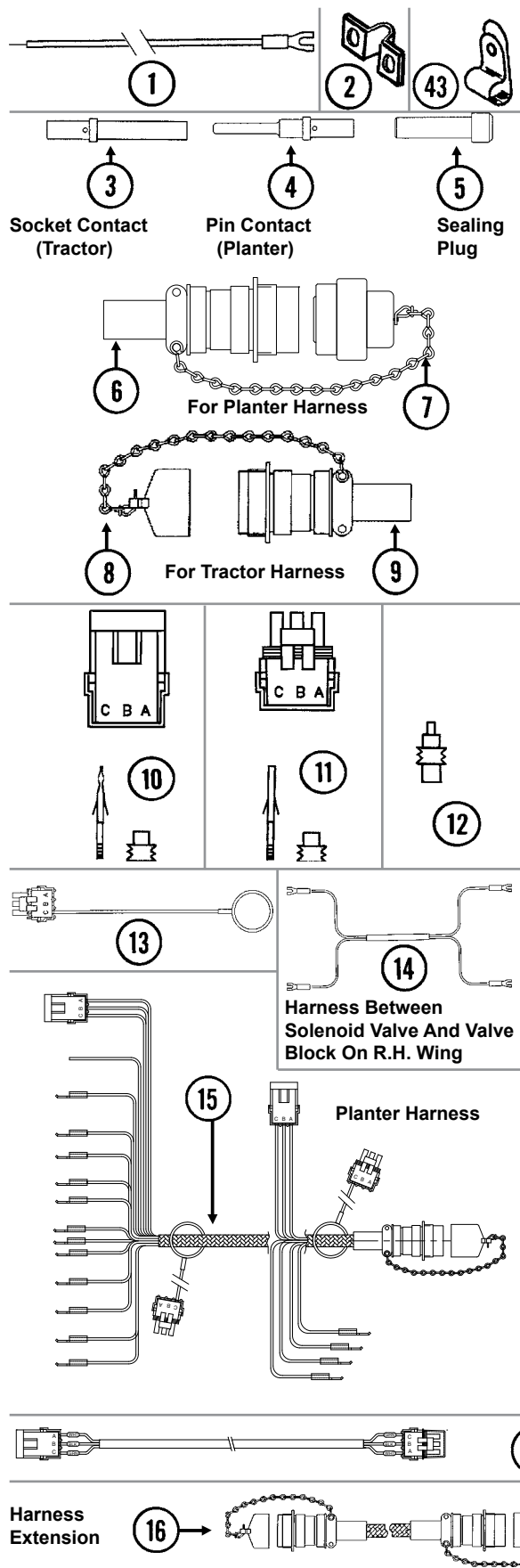
**This page left blank intentionally.**





ITEM	PART NO.	QTY.	DESCRIPTION
1	GA16352	-	PMM Cable
2	GA12655	-	Implement Cable (16 Row)
3	GA7853	-	Junction Y-Harness W/Dust Cap
	GD11993	-	Dust Cap
4	GA12812	-	Hall Effect Adapter
5	GA7852	-	Planter Harness W/Dust Caps, 16 Row (20 Connectors)
	GD11993	-	Dust Cap
6	GA7854	-	Extension Harness W/Dust Cap, 15'
	GD11993	-	Dust Cap
7	GA12596	-	Radar Adapter Cable
8	GA14450	-	CAN Adapter Cable
9	G10428901	-	InCommand Display Cable
10	GA14452	-	Power Cable
11	GA12598	-	Seed Rate Power Cable
12	GA12566	-	Cab Stub Cable, 6" (Hydraulic Drive)
13	GA12567	-	Can Extension Cable, 4" (Hydraulic Drive)
14	GA16345	-	Seed Rate Cable
15	GA16344	-	Seed Rate Cable
16	GA18402	-	Clutch Cable, 24 Row
17	GA16386	-	Section Adapter Cable (2 Row), 24 Row
18	G10192101	-	Implement Switch Adapter Harness
19	GA16828	-	Implement Switch Extension
20	GA12559	-	Can Extension Cable, 5"
21	GA12558	-	Can Stub Cable, 8"
22	*GA14447	-	Integra Loaner Display (Display Only) (Shown)
	*GA24887	-	ImCommand Display

\*See "Miscellaneous Electronic Parts" on page P151 for mounting brackets.



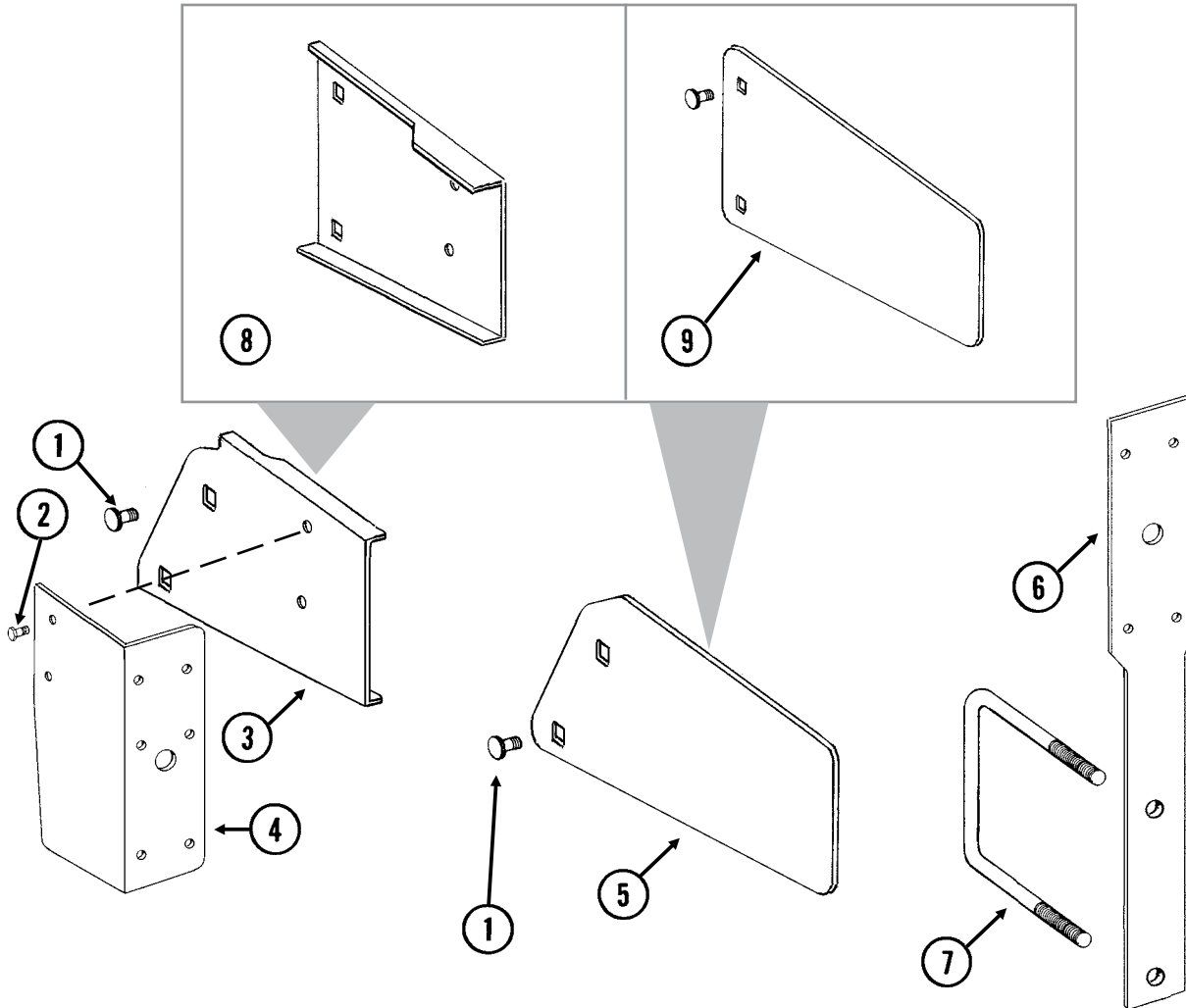
ITEM	PART NO.	QTY.	DESCRIPTION
1	GA9481 G10996	- -	Jumper Wire W/Fork Terminal, 13" Fork Terminal
2	GD13310	-	Jumper, 7/16"
3	GD8740	-	Socket Contact, No. 14
4	GD8741	-	Pin Contact, No. 14
5	GD8739	-	Sealing Plug, No. 12
6	GA6109	1	Connector W/Cable Clamp, 23 Pin Capacity
7	GD32092	-	Dust Cap W/Chain
8	GA7863	-	Dust Cap W/Chain
9	GA6108	1	Connector W/Cable Clamp, 23 Socket Capacity
10	G1K248	-	3-Pin Female Connector Kit (Black), Includes: (3) 3-Pin Female Housings, (9) Pin Contacts, (9) Seals
11	G1K252	-	3-Pin Male Connector Kit (Black), Includes: (3) 3-Pin Male Housings, (9) Socket Contacts, (9) Seals
12	GD11089	-	Sealing Plug
13	GA8047	-	Dust Plug (Black)
14	GA9513	1	Wiring Harness, 312", From Valve Block On R.H. Wing To Tower Assembly
15	GA16337	1	Wiring Harness W/Dust Cap, 468"
16	GA11736	-	Harness Extension W/Dust Caps, 180"
17	GA6701 GR1204 GR1206 GR1207 GR1208	1 - - - -	Single Amber Light Assembly Amber Lens Rubber Grommet (2) Lamp Unit Bulb
18	GA6699 GA6700 GR1203 GR1204 GR1205 GR1206 GR1207 GR1208	1 1 - - - - - -	Double Light Assembly Double Light Assembly (Shown) Red Lens Amber Lens Cover Rubber Grommet (4) Lamp Unit Bulb
19	G10021 G10110	8 16	Hex Head Cap Screw, 1/4"-20 x 1 1/2" Lock Nut, 1/4"-20, Grade B
20	GA24472 GA5385	1 -	Wiring Harness W/7 Terminal Female Connector, 659" (4 Light Connections) 7 Terminal Female Connector
21	G7633X	-	Backlit Control Console Assembly W/Mounting Brackets, Short Harness W/Dust Cap And Power Cable (Shown)
22	GA2612	3-5	Fuse Holder W/Spade, 1 <sup>33</sup> / <sub>50</sub> "
23	GA7077 GD31485	1-4 1	Indicator Light LED Indicator Light
24	GD2829	1-2	Fuse, 15 Amp, Type AGC
25	GD10243	2-6	Fuse, MDL 10 Amp Delay Action
26	GR1363 GR1364	5 5	Hex Face Nut, 1 <sup>5</sup> / <sub>32</sub> "-32 Internal Tooth Lock Washer, 1 <sup>5</sup> / <sub>32</sub> "
27	GA8734 GA8735	1 -	Cover Plate (Shown) Cover Plate, Planters Equipped With Two-Speed Point Row Clutches
28	GR1292	4	Pan Head Screw, No. 8-32 x 1/2"
29	GD3860	-	O-Ring (If Applicable)
30	GA2528	2	Switch, 3 Position Toggle, On-Off-On
31	GA6978	2	Switch, 3 Position Toggle, Momentary On-Off-Momentary On
32	GA6977	1-2	Switch, 2 Position Toggle, On-Off
33	GA8731	1	Switch, Push Button W/Transformer

Continued on the next page.

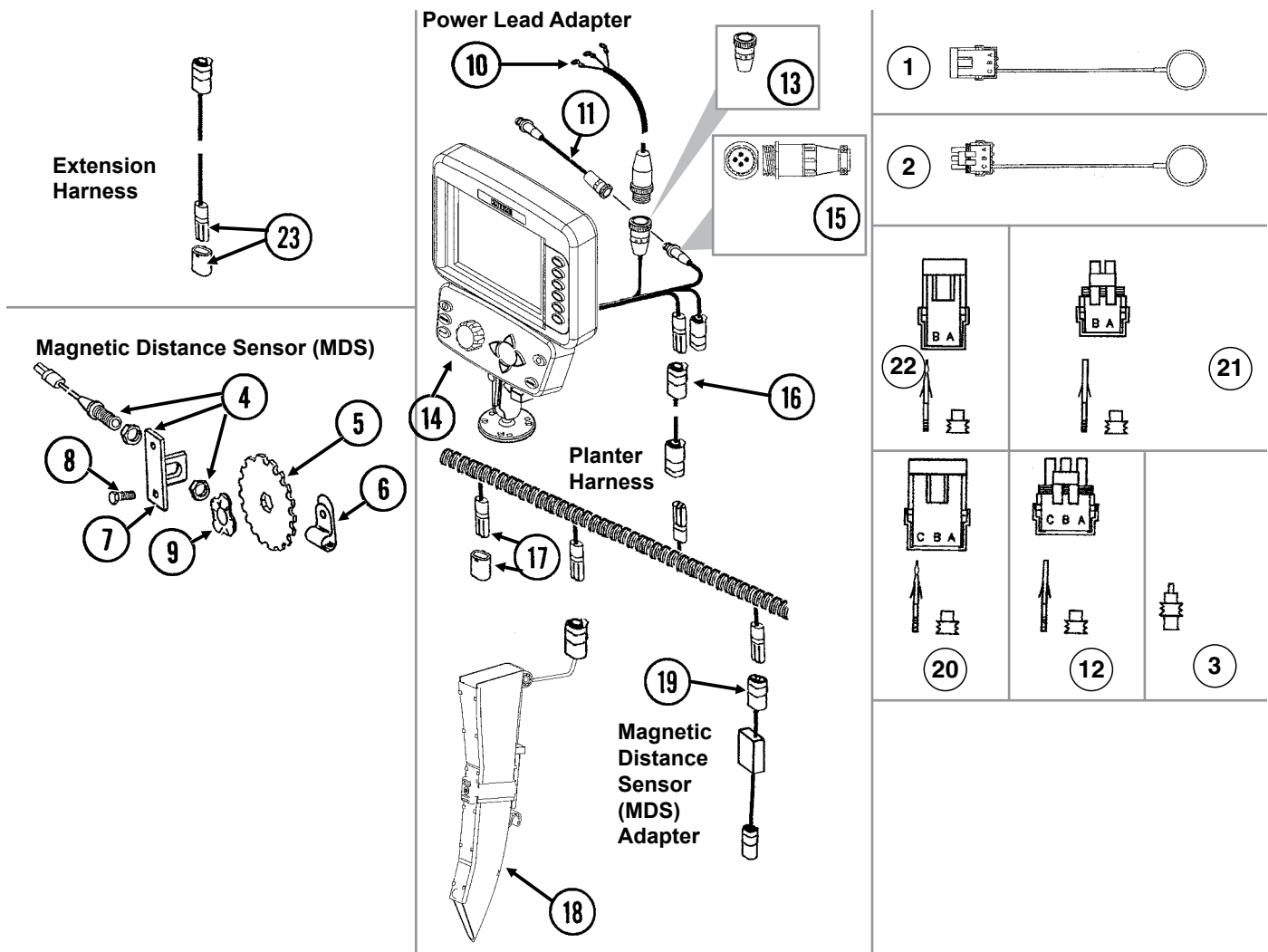
ITEM	PART NO.	QTY.	DESCRIPTION
34	GD9896	1	Mounting Bracket
35	G11385	4	Flat Washer, 1/4" SAE
36	GA6975	2	Knob
37	GR1290	2	Cage Nut, 1/4"-20
38	G1K267	-	Power Lead Adapter Connector Kit, Includes: (1) 3-Pin Connector, (1) Cable Clamp, (3) Male Terminal Pins
39	G1K268	-	Console Cable Connector Kit, Includes: (1) 3-Pin Connector, (1) Cable Clamp, (1) Lock Ring, (3) Female Terminal Pins
40	GA17547	1	Power Lead Adapter
41	GA16340	1	Wiring Harness W/Dust Cap And Power Cable
42	GA7855	1	Extension, 30'
43	GD22965	-	Insulated Clamp, 1/4"
	GD13348	-	Insulated Clamp, 11/16"
	GD6291	-	Insulated Clamp, 3/8"

**NOTE:** See ["Point Row Clutch" on page P99](#) for R.H. and L.H. Wiring Harnesses for the point row clutches. See display unit for those components.

(RU130b/RU129/RU133/RU132/RU130a/RU131/RU129a/RU132a)

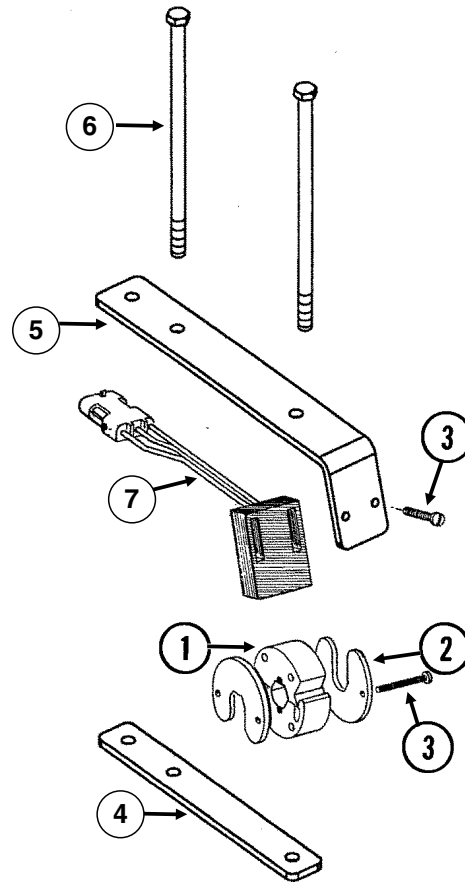


ITEM	PART NO.	QTY.	DESCRIPTION
1	G10312	-	Carriage Bolt, 5/16"-18 x 3/4"
	G10620	-	Serrated Flange Nut, 5/16"-18
2	G10021	-	Hex Head Cap Screw, 1/4"-20 x 1 1/2"
	G10110	-	Hex Nut, 1/4"-20
3	GD15968	1	Light Mount Extension
4	GD12725	1	Bracket (L.H. Wing)
	GD12724	1	Bracket (R.H. Wing) (Shown)
5	GD15967	1	Reflective Decal Bracket
6	GD13358	2	Light Bracket
	GD26577	2	Light Bracket, 24 Row 20" and 24 Row 22" Vacuum
7	GD17039	2	U-Bolt, 7" x 7" x 5/8"-11
	G10230	4	Lock Washer, 5/8"
	G10104	4	Hex Nut, 5/8"-11
8	GD12723	1	Light Mount Extension
9	GD12710	1	Reflective Decal Bracket



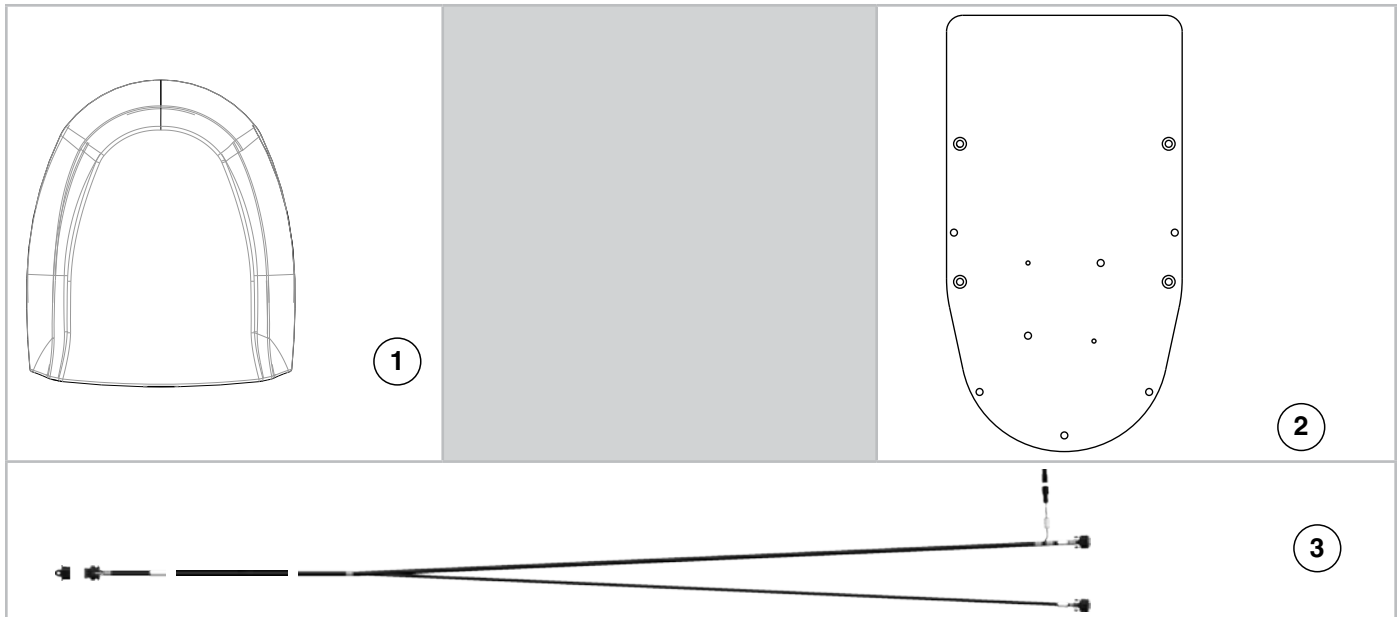
ITEM	PART NO.	QTY.	DESCRIPTION
1	GA8046	-	Dust Plug (Black)
	GA9978	-	Dust Plug (Blue)
2	GA8047	-	Dust Plug (Black)
	GA9979	-	Dust Plug (Blue)
3	GD11089	-	Sealing Plug
4	GA5600	1	Magnetic Distance Sensor
5	GD8751	-	Magnetic Distance Sensor Pulse Wheel
6	GD13348	-	Insulated Clamp, 1 1/16"
7	GD8770	1	Bracket
8	G11124	2	Hex Serrated Flange Cap Screw, 3/8"-16 x 1"
	G10229	2	Lock Washer, 3/8"
	G10101	2	Hex Nut, 3/8"-16
9	GD8771	1	Spring Wave Washer
10	GA17547	1	Power Lead Adapter
11	GA9144	-	Monitor/Radar Adapter Cable, 10"
12	G1K252	-	3-Pin Male Connector Kit (Black), Includes: (3) 3-Pin Male Housings, (9) Socket Contacts, (9) Seals
	G1K363	-	3-Pin Male Connector Kit (Blue), Includes: (3) 3-Pin Male Housings, (9) Socket Contacts, (9) Seals

ITEM	PART NO.	QTY.	DESCRIPTION
13	G1K268	-	Console Cable Connector Kit, Includes: (1) Cable Clamp, (1) 3-Pin Connector, (1) Lock Ring, (3) Female Terminal Pins
14	G8647x	1	KPM III Backlit Console W/Brush (Item 20), Dust Plug (Item 32), Mounting Bracket Assembly, Console Mounting Bracket Hardware And Power Harness
	GA12403	-	Mounting Bracket Assembly, Includes: (2) Mounting Brackets, (2) Connector Halves, (1) Compression Spring, (1) Tension Knob, (1) ¼"-20 x 1¾" Hex Head Cap Screw, (1) ¼" Plastic Washer, (1) ¼" Steel Washer
	GR1762	-	Console Mounting Bracket Hardware Package, Includes: (3) No. 10-32 x 5/8" Hex Socket Pan Head Screws, (3) No. 10 Lock Washers
	GA16082	-	Power Harness
15	G1K322	-	4-Pin Connector Kit W/Male Housing, (4) Female Socket Contacts and (1) Cable Clamp
16	---	-	Included In Tractor/Planter Wiring Harness, <a href="#">See "Electrical Components" on page P143</a>
17	GA13980	-	Planter Harness W/Dust Caps, 12 Row (16 Connectors)
	GB1090	-	Dust Cap
18	GA21515	-	Seed Tube W/Computerized Sensor
	GA20902	-	Seed Tube (With Holes For Sensor Installation)
19	GA7859	1	Magnetic Distance Sensor Adapter (Analog To Digital)
20	G1K248	-	3-Pin Female Connector Kit (Black), Includes: (3) 3-Pin Female Housings, (9) Pin Contacts, (9) Seals
	G1K362	-	3-Pin Female Connector Kit (Blue), Includes: (3) 3-Pin Female Housings, (9) Pin Contacts, (9) Seals
21	G1K320	-	2-Pin Male Connector Kit (Black), Includes: (3) 2-Pin Male Housings, (6) Socket Contacts, (6) Seals
22	G1K321	-	2-Pin Female Connector Kit (Black), Includes: (3) 2-Pin Female Housings, (6) Pin Contacts, (6) Seals
23	GA7854	-	Extension Harness W/Dust Cap, 15'
	GA7855	-	Extension Harness W/Dust Cap, 30'
	GB1090	-	Dust Cap
A	GA6147	-	Magnetic Distance Sensor And Mounting Package (Items 4-9)

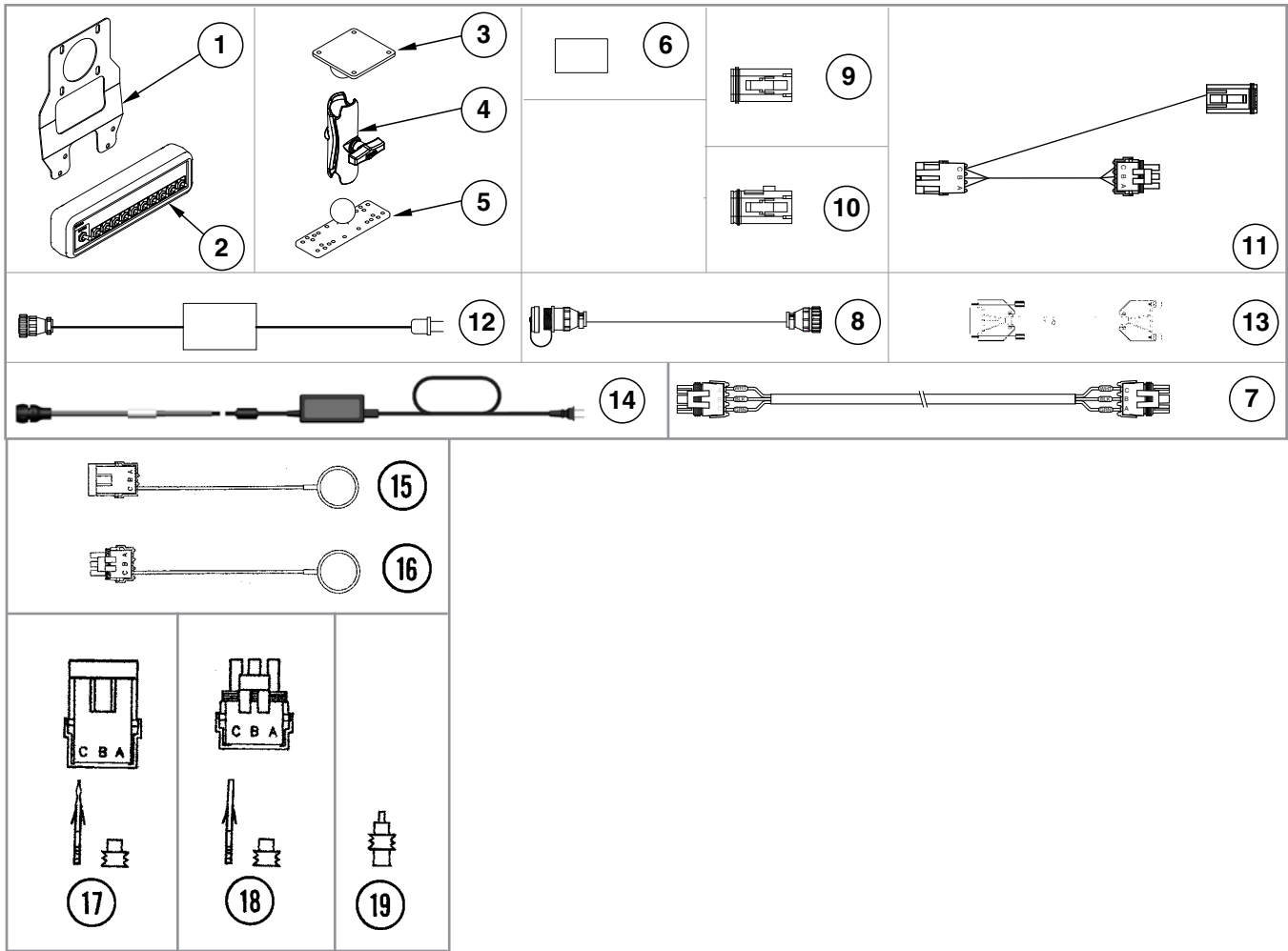


ITEM	PART NO.	QTY.	DESCRIPTION
1	GR1414	1	Actuator
2	GD11474	2	Cover
3	G11960	8	Phillips Pan Head Machine Screw, No. 8-32 x 1½", Staninless Steel
	G11961	4	Flat Washer, No. 8
	G11202	8	Lock Nut W/Nylon Insert, No. 8-32, Stainless Steel
4	GD18168	2	Mount
5	GD18118	2	Shaft Sensor Mount
6	G10229401	8	Hex Head Cap Screw, ⅜"-16 x 8"
	G11387	4	Lock Washer, ⅜"
	G10108	8	Hex Nut, ⅜"-16
7	GR1415	1	Rotation Sensor
A	GA13521	-	Shaft Sensor Mounting Package (Items 2-3 and 4-6)
B	GA8135	-	Shaft Rotation Kit, Includes: (2) Actuators (2) Rotation Sensors

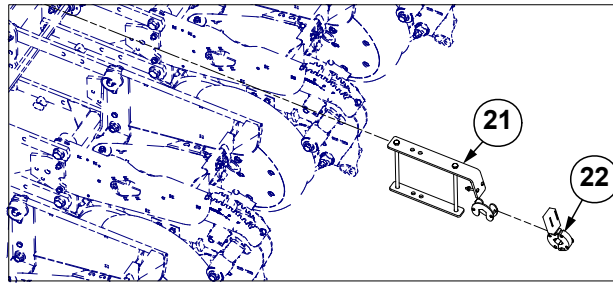




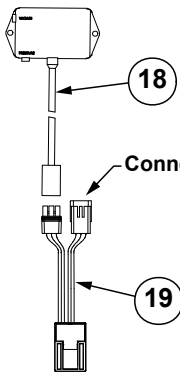
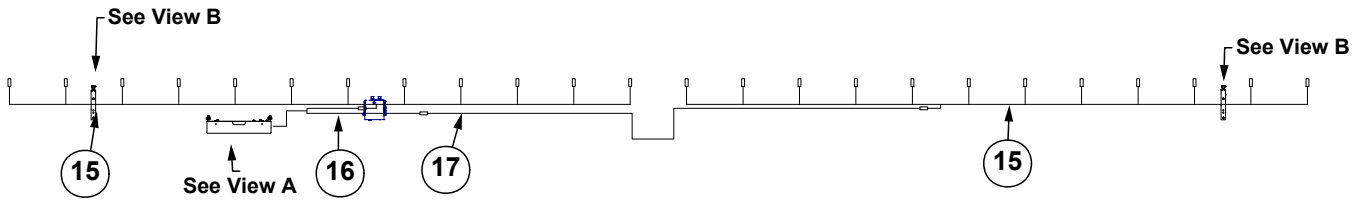
ITEM	PART NO.	QTY.	DESCRIPTION
1	G10254901	1	GPS Receiver
2	G10254701	1	GPS Dual Port Receiver
3	G10254801	1	GPS Mount Bracket



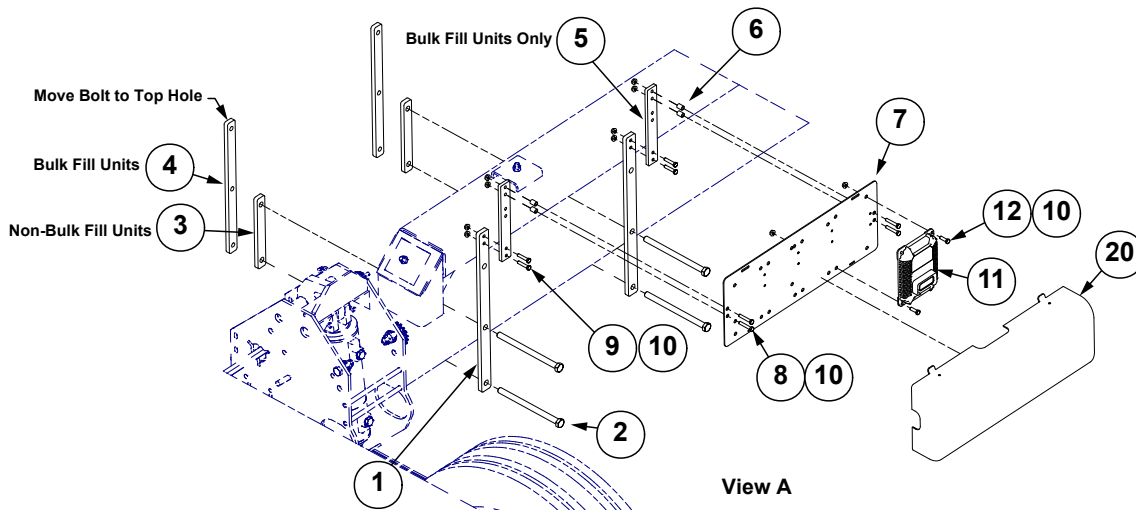
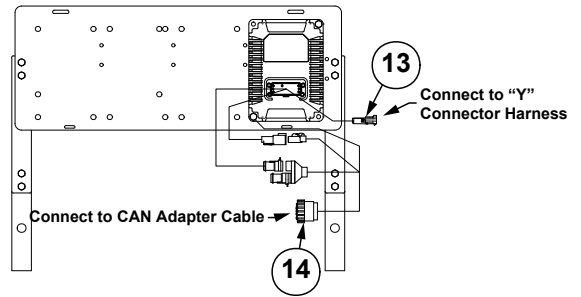
ITEM	PART NO.	QTY.	DESCRIPTION
1	GR2279	1	Switch Box Bracket
	G12103	4	Lock Washer, M6
	G12212-08	4	Phillips Pan Head Machine Screw, M6-1.0 x 8, Grade 2
2	GA12539	1	Switch Box Module
3	GD18408	1	Ram Vesa Base
4	GA12868	1	Ram Double Socket Arm
5	GD18407	1	Ram Base
6	GA14449	1	Flash Drive (Integra or InCommand)
7	GA16923	-	Dickey John Adapter Cable
8	GA13562	1	Cable Extension, 15' (Ag Leader)
9	GR1838	1	Dust Plug
10	GR1839	1	Dust Plug
11	GA13572	1	Multi-Product Cable
12	GA12852	1	Power Supply (Integra)
13	GA12853	1	Null Modem Cable
14	GA24649	1	Power Supply (InCommand)
16	GA8047	-	Dust Plug (Black)
	GA9979	-	Dust Plug (Blue)
17	G1K248	-	3-Pin Female Connector Kit (Black), Includes: (3) 3-Pin Female Housings, (9) Pin Contacts, (9) Seals
	G1K362	-	3-Pin Female Connector Kit (Blue), Includes: (3) 3-Pin Female Housings, (9) Pin Contacts, (9) Seals
18	G1K252	-	3-Pin Male Connector Kit (Black), Includes: (3) 3-Pin Male Housings, (9) Socket Contacts, (9) Seals
	G1K363	-	3-Pin Male Connector Kit (Blue), Includes: (3) 3-Pin Male Housings, (9) Socket Contacts, (9) Seals
19	GD11089	-	Sealing Plug
16	GA8047	-	Dust Plug (Black)
	GA9979	-	Dust Plug (Blue)
17	G1K248	-	3-Pin Female Connector Kit (Black), Includes: (3) 3-Pin Female Housings, (9) Pin Contacts, (9) Seals
	G1K362	-	3-Pin Female Connector Kit (Blue), Includes: (3) 3-Pin Female Housings, (9) Pin Contacts, (9) Seals
18	G1K252	-	3-Pin Male Connector Kit (Black), Includes: (3) 3-Pin Male Housings, (9) Socket Contacts, (9) Seals
	G1K363	-	3-Pin Male Connector Kit (Blue), Includes: (3) 3-Pin Male Housings, (9) Socket Contacts, (9) Seals
19	GD11089	-	Sealing Plug
A	GA14448	-	Ram Mount Hardware Kit



View B  
(2 Places)



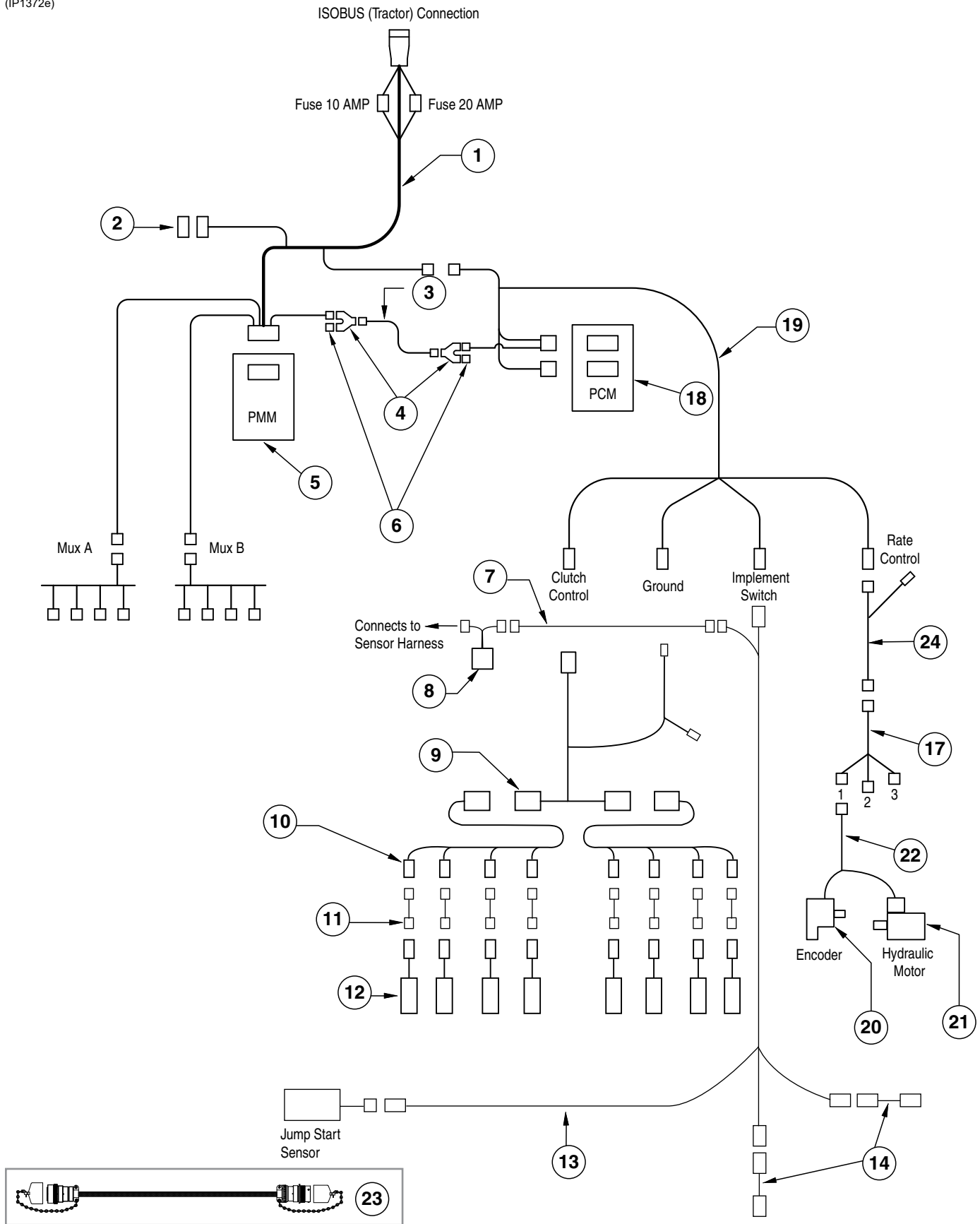
Hall Effect Adapter  
(2 Places)



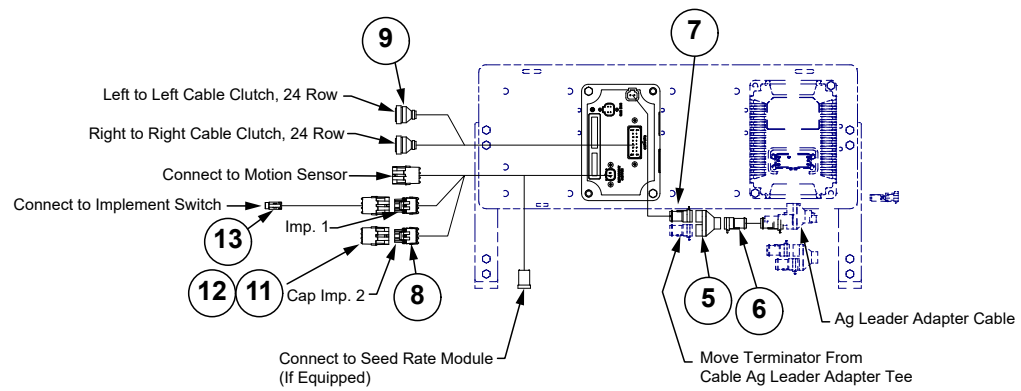
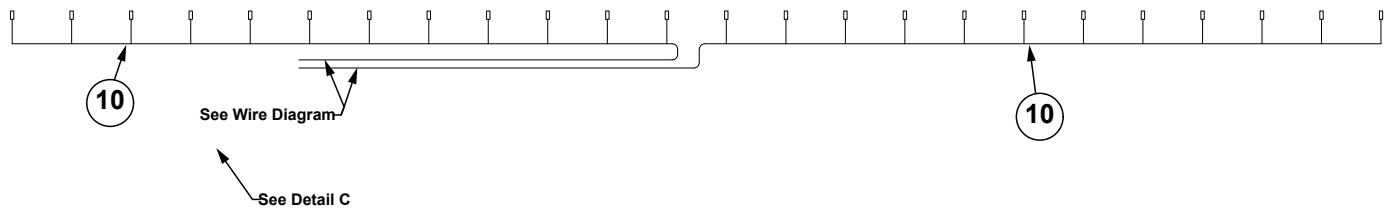
View A

ITEM	PART NO.	QTY.	DESCRIPTION
1	GD19759	2	Module Bracket Mount
2	G10152	4	Hex Head Cap Screw, 5/8"-11 x 9"
3	GD18628	2	Short Tap Block
4	GD18901	2	Tap Block, Long
5	GD24362	2	Module Extension
6	GD11963-01	4	Spacer, 1 1/16"
7	GD18013	1	Bracket
8	G10031	4	Hex Head Cap Screw, 5/16"-18 x 1 3/4"
9	G10133	4	Hex Head Cap Screw, 5/16"-18 x 1 1/2"
10	G10620	10	Serrated Flange Nut, 5/16"-18
11	GA16351	1	Planter Monitor Module
12	G10019	2	Hex Head Cap Screw, 5/16"-18 x 1"
13	GA16352	1	PMM Cable
14	GA12655	1	Implement Cable (16 Row)
15	GA7851	2	Planter Harness W/Dust Caps, 12 Row (16 Connectors)
	GA7852	2	Planter Harness W/Dust Caps, 16 Row (20 Connectors)
	GD11993	-	Dust Cap
16	GA7853	1	Junction Y-Harness W/Dust Cap
	GD11993	-	Dust Cap
17	GA7854	1	Extension Harness W/Dust Cap, 15'
	GD11993	-	Dust Cap
18	GA14847	2	Low Pressure Sensor (0-40 IN H <sub>2</sub> O)
19	GA12812	2	Hall Effect Adapter
20	GA12563	1	Module Cover Assembly W/Lock Clamps
21	GA12684	1	Wiring Harness W/Fuse Holder And Fuse, 60'
22	---	---	<a href="#">See "Shaft Rotation Sensor" on page P149</a>

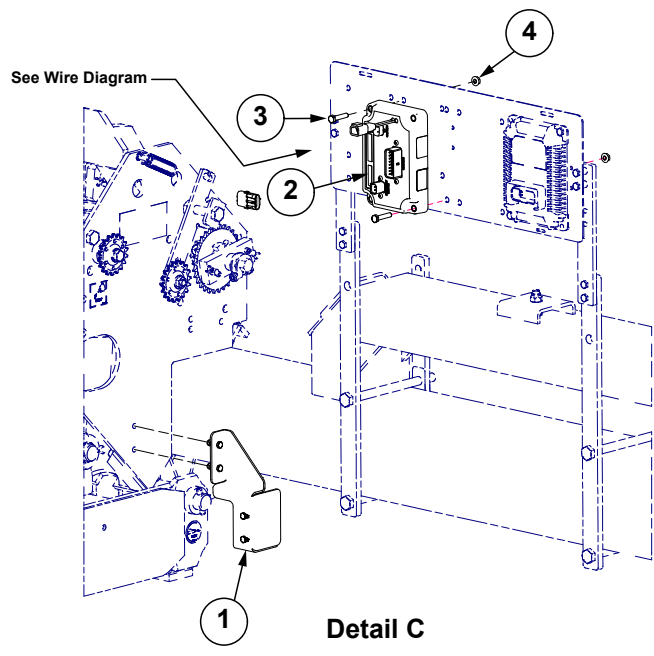
(IP1372e)



ITEM	PART NO.	QTY.	DESCRIPTION
1	GA15881	1	ISOBUS Implement Cable, 456", 12 Row
	GA15907	-	ISOBUS Implement Cable, 540", 16 Row
2	GD22968	1	Terminatin Bias Circuit
3	GA15883	1	CAN Jumper Cable
4	GD22975	1	Y-Splitter, 2-Way
5	GA15290	1	ISOBUS Planter Monitor Module
6	GD22974	1	Terminating Resistor, 2-Way DTM
7	GA16343	1	Jump Start Cable
8	GA12812	1	Hall Effect Adapter
9	GA16386	1	Section Adapter Cable, 24 Row (2 Row)
10	GA18402	1	Clutch Cable, 24 Row
11	GA17200	-	Adapter Clutch HS Driver Cable
12	GA16374	-	<a href="#">See "Ag Leader Electric Clutch" on page P9</a>
13	GA16828		Implement Switch Extension Cable
14	GA16829	-	<a href="#">See "Parallel Arms, Mounting Support Plate, and Quick Adjustable Down Forces Springs Option" on page P7</a>
15	---	-	---
16	---	-	---
17	GA15884	1	Rate Control Cable
18	GA15288	1	Product Control Module
19	GA15882	1	Product Control Module Cable
20	GA12565	-	Encoder Module
21	---	-	<a href="#">See "Hydraulic Motor" on page P135</a>
22	GA16344	-	R.H. Seed Rate Cable
	GA16345	-	L.H. Seed Rate Cable
23	GA16350	-	ISOBUS Extension Cable
24	GA12568	-	Seed Rate Cable



Wire Diagram

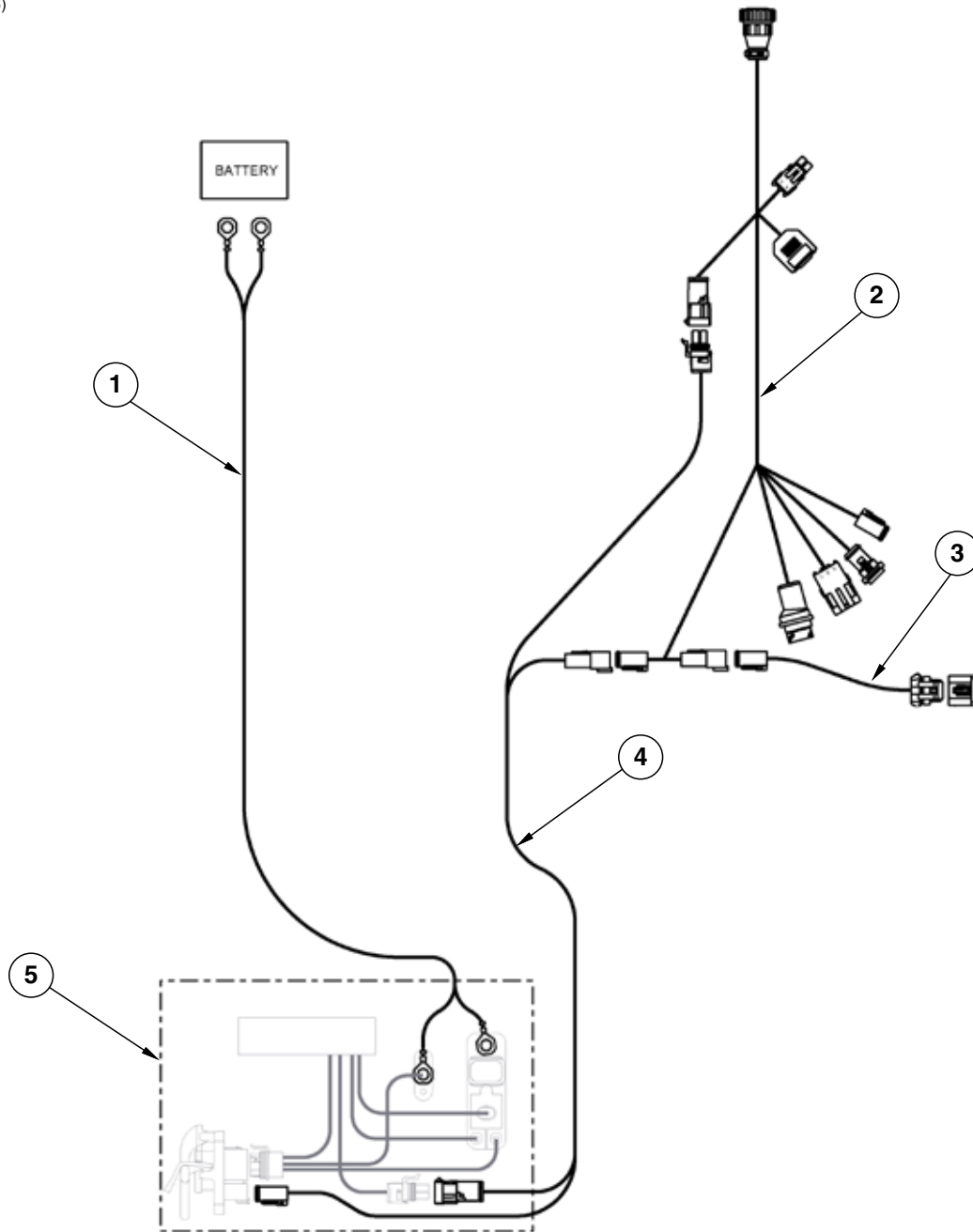




ITEM	PART NO.	QTY.	DESCRIPTION
1	---	---	<a href="#">See "Implement Switch Assembly" on page P95</a>
2	GA12537	1	Clutch Control Module
3	G10133	2	Hex Head Cap Screw, 5/16"-18 x 1 1/2"
4	G10620	2	Serrated Flange Nut, 5/16"-18
5	GD18176	1	Y-Splice Connector
6	GA12559	1	Can Extension Cable, 5"
7	GA12558	1	Can Stub Cable, 8"
8	GA16828	1	Implement Switch Extension
9	GA16386	1	Section Adapter Cable (2 Row), 24 Row
10	GA18402	2	Clutch Cable, 24 Row
11	GD11079	1	3 Pin Receptacle, Black
12	GD11089	3	Sealing Plug
13	G10192101	1	Implement Switch Adapter Harness

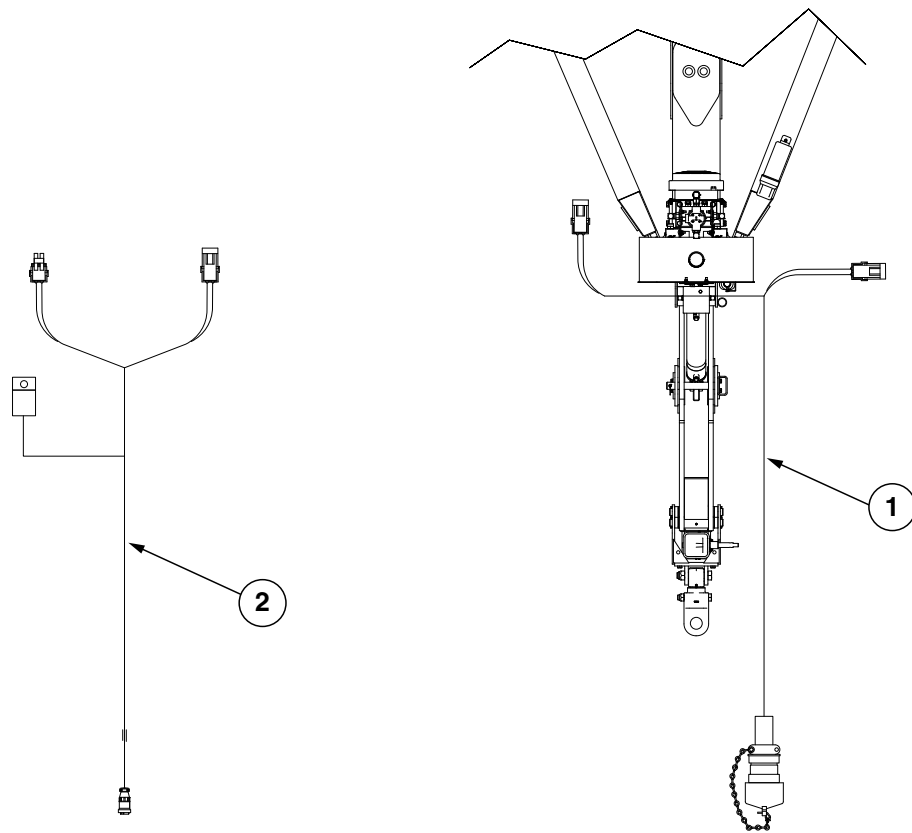
[See "Miscellaneous Electronic Parts" on page P151](#) for mounting brackets.

(TP1106)



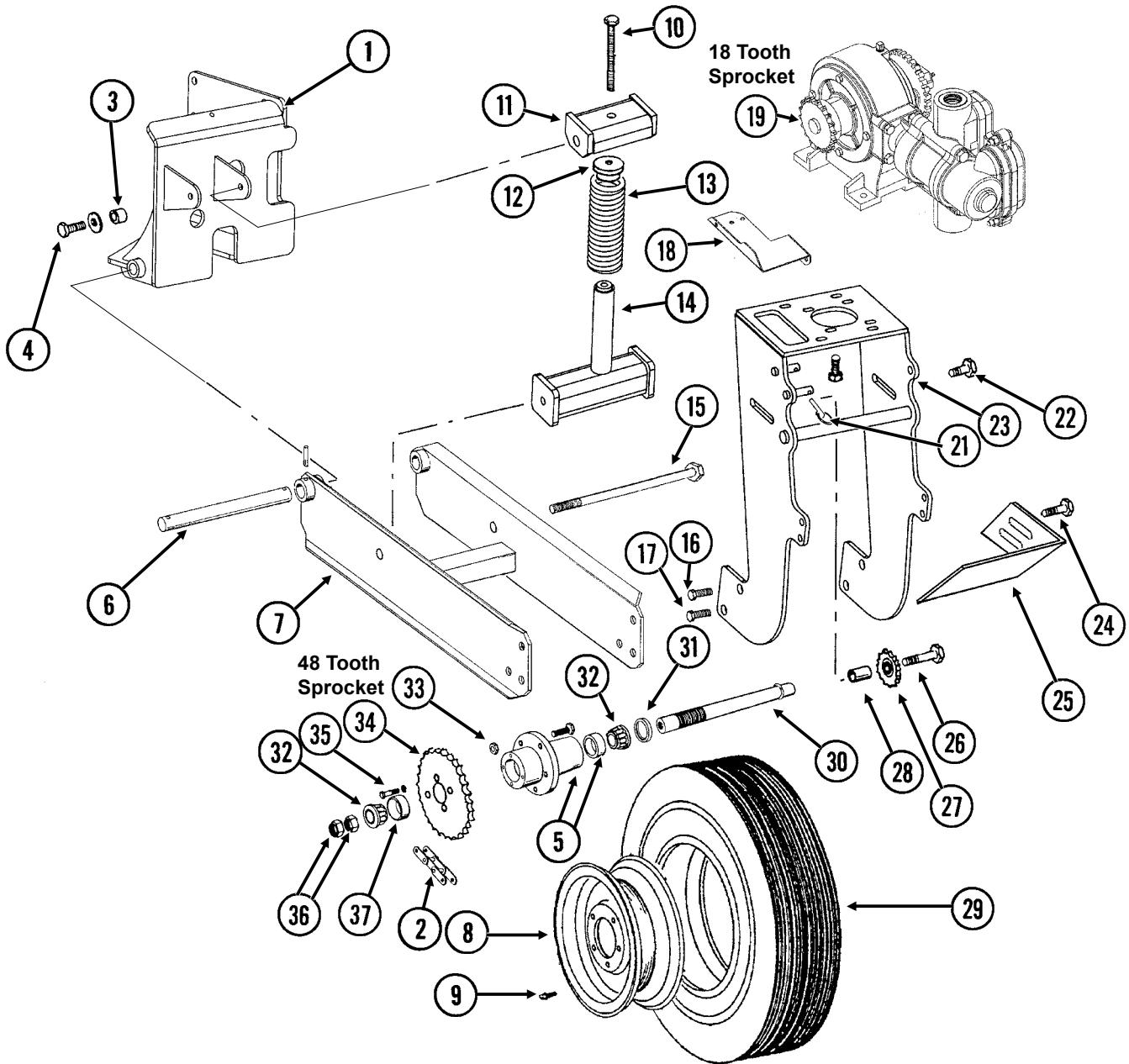
ITEM	PART NO.	QTY.	DESCRIPTION
1	GA16834	1	Battery Cable
2	---	-	<a href="#">See "ISOBUS Electric Clutch Package (2021 Production Only)" on page P155</a> <a href="#">See "Ag Leader Electric Clutch" on page P157</a>
3	GA16355	1	Terminator Cable
4	GA16832	1	ISO Integra Extension Cable
5	GA16833	1	ISO Connector

(TP1277)



ITEM	PART NO.	QTY.	DESCRIPTION
1	GA17459	-	Vacuum Wire Harness
2	GA20283	-	PTO Reservoir Fan Wire Harness

(TWL317a)

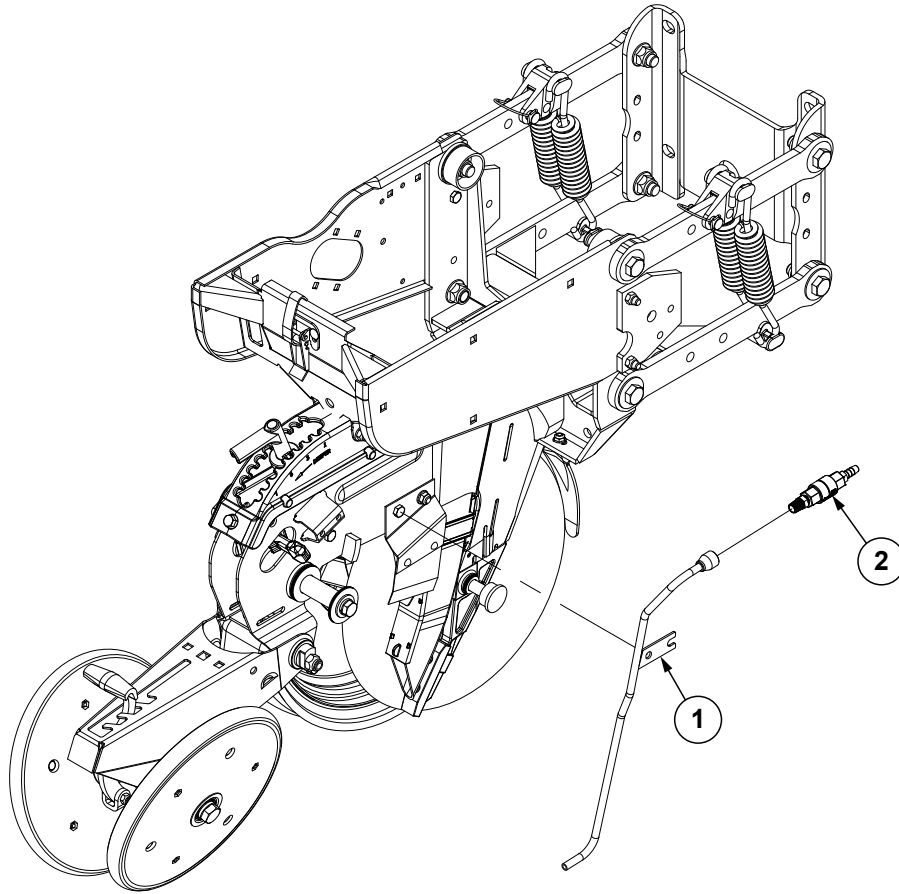


ITEM	PART NO.	QTY.	DESCRIPTION
1	GA17684	1	R.H. Wheel Arm Mount
	GA17683	-	L.H. Wheel Arm Mount (Shown)
2	G3200-63	1	Chain, No. 2050, 63 Pitch Including Connector Link
	GR0195	1	Connector Link, No. 2050
	GR0200	1	Offset Link, No. 2050
3	GB0218	2	Bushing, 2 <sup>1</sup> / <sub>32</sub> " I.D. x 7 <sup>8</sup> / <sub>8</sub> " O.D. x 1 <sup>9</sup> / <sub>32</sub> " Long
4	G10005	2	Hex Head Cap Screw, 5 <sup>8</sup> / <sub>8</sub> "-11 x 1 <sup>3</sup> / <sub>4</sub> "
	G11391	2	Flat Washer, 5 <sup>8</sup> / <sub>8</sub> " SAE
	G10107	2	Lock Nut, 5 <sup>8</sup> / <sub>8</sub> "-11
5	GA0547	1	Hub W/Cups And Studs, 5 Bolt
	GR0190	2	Cup
	GR0204	5	Stud

ITEM	PART NO.	QTY.	DESCRIPTION
6	GD2681	1	Pin, 1¼" x 13 ½"
	G10460	2	Cotter Pin, ¼" x 2"
7	GA10621	1	Arm W/Grease Fittings
	G10641	2	Grease Fitting, ⅛" NPT
8	GA0241	1	Wheel, 5" x 15"
9	GD1166	1	Valve Stem
10	G10012	1	Hex Head Cap Screw, ⅝"-11 x 6½"
	G11391	1	Flat Washer, ⅝" SAE
11	GA10908	1	Spring Mount
12	GB0196	1	Washer
13	GD7831	1	Compression Spring
14	GA10907	1	Spring Guide
15	G11122	1	Hex Head Cap Screw, ⅝"-11 x 12"
	G10107	1	Lock Nut, ⅝"-11
16	G10026	2	Hex Head Cap Screw, ¾"-10 x 2"
	G10231	2	Lock Washer, ¾"
17	G11042	2	Hex Head Cap Screw, ¾"-10 x 1¾"
	G10231	2	Lock Washer, ¾"
	G10105	2	Hex Nut, ¾"-10
18	GD13744	1	Hose Holder
19	GR1146	1	Sprocket, 18 Tooth
20	---	-	<a href="#">See "Liquid Fertilizer Piston Pump, NGP-6055" on page P165</a>
21	GD2558	1	Lynch Pin, ¼"
22	G10007	2	Hex Head Cap Screw, ⅝"-11 x 1½"
	G11391	2	Flat Washer, ⅝" SAE
	G10230	2	Lock Washer, ⅝"
	G10104	2	Hex Nut, ⅝"-11
23	GA10894	1	Pump Mount
24	G10017	2	Hex Head Cap Screw, ½"-13 x 1½"
	G11389	2	Flat Washer, ½" SAE
	G10228	2	Lock Washer, ½"
	G10102	2	Hex Nut, ½"-13
25	GD13328	1	Scraper
26	G10013	1	Hex Head Cap Screw, ⅝"-11 x 3½"
	G11391	1	Flat Washer, ⅝" SAE
	G10230	1	Lock Washer, ⅝"
	G10104	1	Hex Nut, ⅝"-11
27	GA0262	1	Idler Sprocket W/Bearing, 15 Tooth
28	GD7817-05	1	Spacer, 1/16" I.D. x 1¼" Long
29	G10232101	1	Tire, 7.60" x 15", 8 Ply (Specify Brand*)
30	GA2559	1	Spindle
31	GA0252	2	Seal
32	GA0251	2	Bearing
33	GR0267	5	Lug Nut, ½"-20
34	G2500-84	1	Sprocket, 48 Tooth
35	G10019	4	Hex Head Cap Screw, ⅝"-18 x 1"
	G10232	4	Lock Washer, ⅝"
36	GD0831	2	Shoulder Nut, 1¼"-12 UNF-2A

\*Specific brand requests will be supplied only as available from current Kinze Repair Parts stock. If a specific brand requested is not in stock, the brand available will be supplied. Different brand tires may have different diameters. Change in tire brand may affect rates. Field checks are recommended after any change in tires.

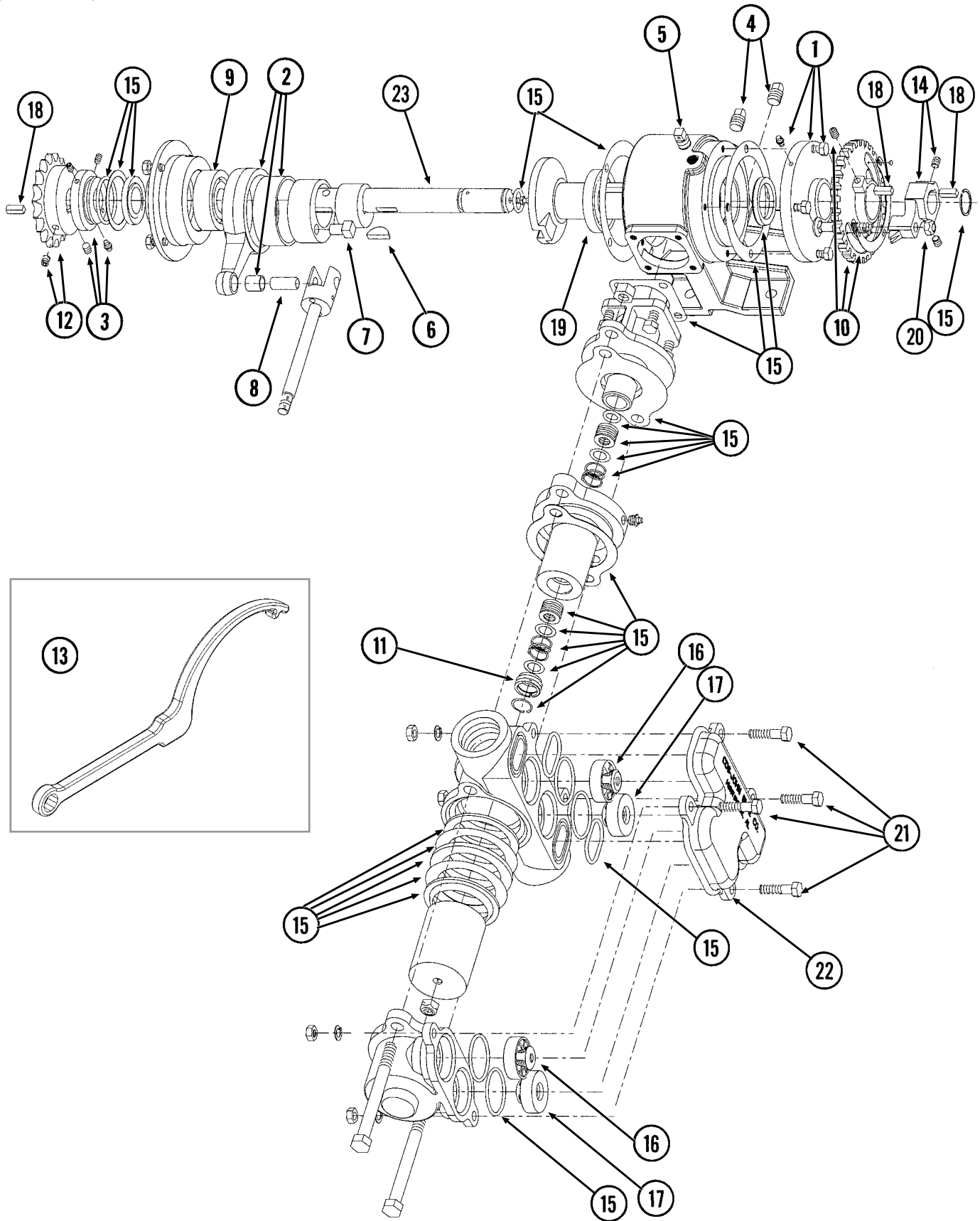
(IP1624)



ITEM	PART NO.	QTY.	DESCRIPTION
1	GA18822	-	Liquid Fertilizer Tube
2	GA20583	-	Check Valve Assembly

**This page left blank intentionally.**

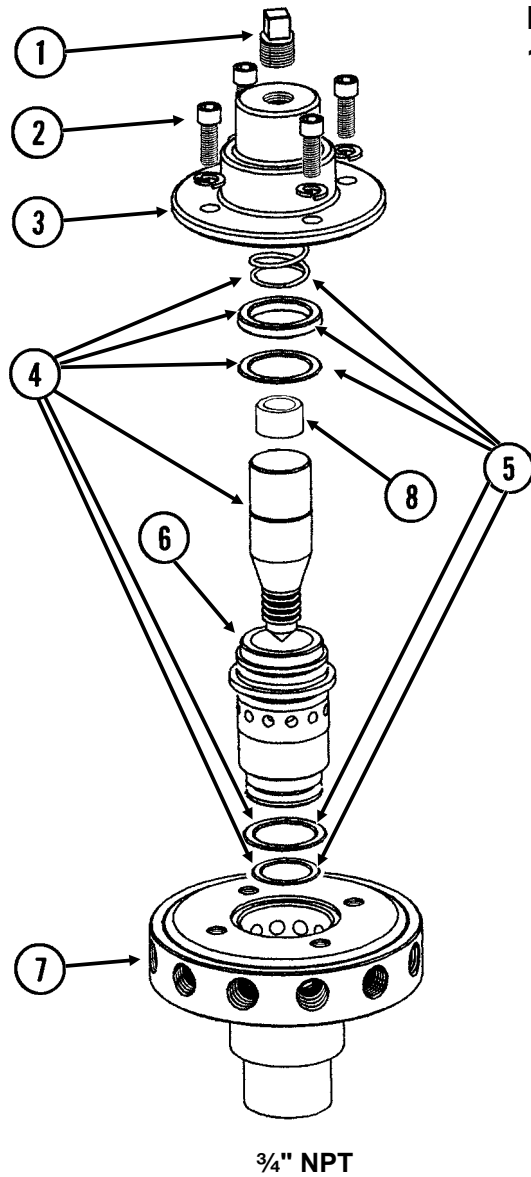
(A12335a/GR1808)





ITEM	PART NO.	QTY.	DESCRIPTION
1	GR1804	1	Flange Cover Assembly
	G10991	4	Hex Head Cap Screw, 5/16"-18 x 7/8"
2	GR1802	1	Connecting Rod Assembly
3	GR1801	1	Spacer Assembly
	G10693	3	Hex Socket Head Set Screw, 5/16"-18 x 3/8"
4	GR1123	2	Plug
5	GR1543	1	Vent Plug
6	GR1112	1	Woodruff Key
7	GR1120	1	Eccentric Pin
8	GR1124	1	Pin
9	GR1104	1	Bearing
10.	GR1805	1	Setting Hub Assembly
11	GR1134	1	Stuffing Box Insert
12	GR1389	1	Sprocket, 18 Tooth
13	GR1808	1	Adjustment Wrench
14	GR1806	1	Setting Pointer Assembly
15	GR1795	1	Repair Kit, Includes: (6) Gaskets, (9) O-Rings, (4) Washers, (1) Retaining Ring, (2) Oil Seals, (1) Snap Ring, (1) Thrust Washer, (1) Rod Bushing, (2) Flange Plunger Packings, (2) Packing Springs, (2) Rod Vee Packing Sets
16	GR1799	2	Discharge Valve Assembly
17	GR1797	2	Suction Valve Assembly
18	GR1118	3	Setting Arm Key
19	GR1116	1	Bearing
20	G10306	1	Carriage Bolt, 3/8"-16 x 2"
	G10108	1	Lock Nut, 3/8"-16
21	G10003	4	Hex Head Cap Screw, 3/8"-16 x 1 1/2"
	G11387	4	Flat Washer, 3/8" SAE
	G10229	4	Lock Washer, 3/8"
	G10101	4	Hex Nut, 3/8"-16
22	GR2003	1	Valve Cover
23	GR2185	1	Crankshaft
A	GA12330	-	Piston Pump Complete W/18 Tooth Sprocket (Model NGP-6055)

(FRTZ202c)

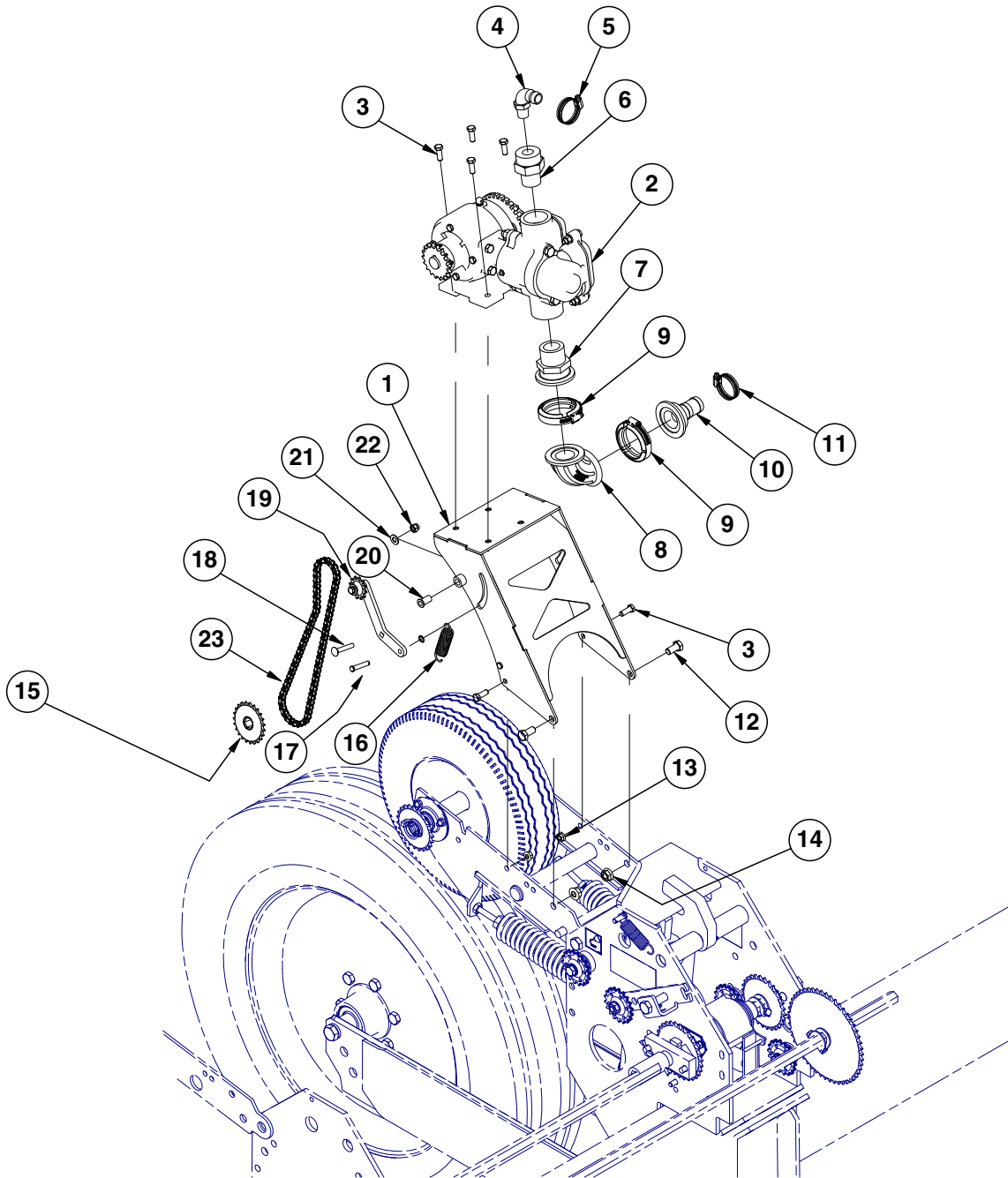


**Model FD-1200 Flow Divider,  
12 Outlet**

ITEM	PART NO.	QTY.	DESCRIPTION
1	GR1543	1	Vent Plug
2	GR1542	4	Hex Socket Head Screw, 1/4"-20 x 3/4", Stainless Steel
	GR1541	4	Lock Washer, 1/4", Stainless Steel
3	GR1540	1	Cap
4	GR1544	1	Needle Assembly W/Seal Kit (Item 5)
5	GR1545	1	Seal Kit, Includes: (3) O-Rings, (1) Seal, (1) Spring
6	GR1535	1	Sleeve
7	GR1533	1	Body (12 Outlets)
8	GR1574	1	Sleeve, 1" O.D. x 1/2" Long, Stainless Steel
A	GA8931	1	Liquid Fertilizer Piston Pump Flow Divider Complete, 12 Outlet (Model FD-1200)

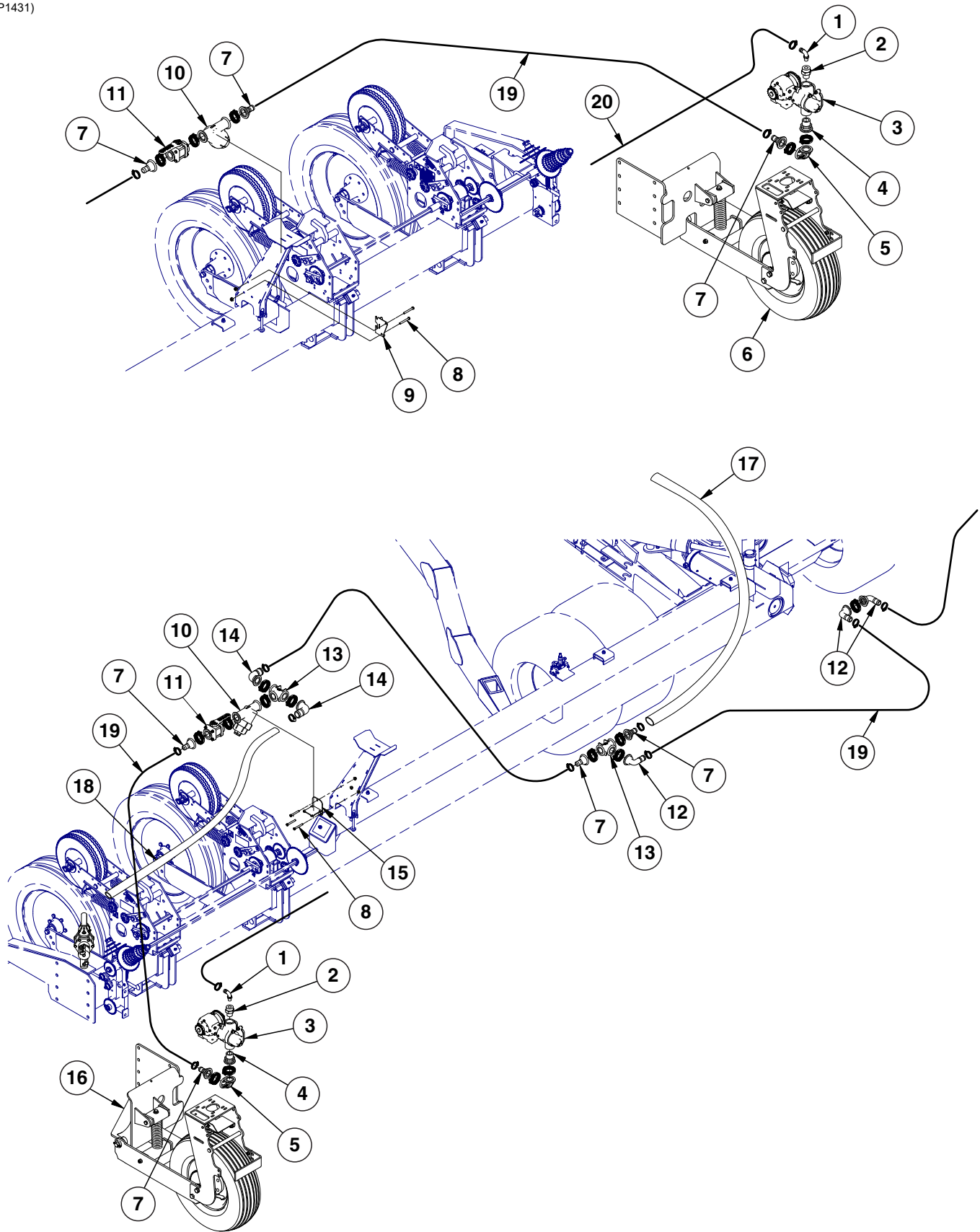
**This page left blank intentionally.**

(IP1434)



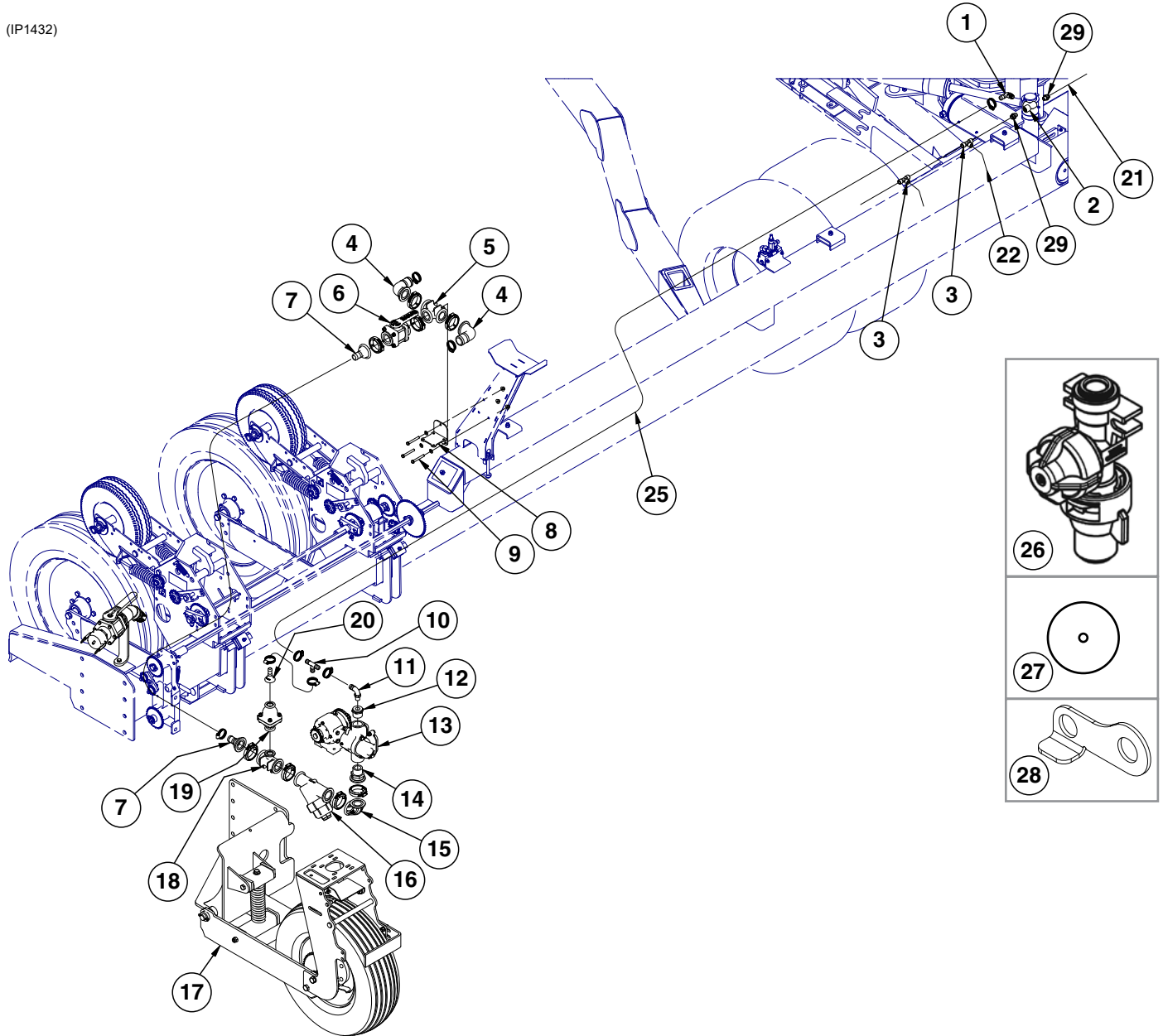
ITEM	PART NO.	QTY.	DESCRIPTION
1	GA16840	1	Fertilizer Mount
	G10870	1	Clevis Pin, 3/8" x 1"
	G10860	2	Retaining Ring, 3/8"
2	GA12330	1	<a href="#">See "Liquid Fertilizer Piston Pump, NGP-6055" on page P165</a>
3	G10001	6	Hex Head Cap Screw, 3/8"-16 x 1"
4	G10917	1	Elbow, 90°, 3/4" NPT To Barb
5	G10278	1	Hose Clamp, No. 16
6	G11237	1	Reducing Bushing, 1 1/2" Male NPT To 3/4" Female
7	G11496	1	Adapter, 1 1/2" Male NPT x 2" Flange
8	G11500	1	90° Elbow, 2" Flange
9	G11468	2	Flange Clamp SS 75 Series
	G11499	2	Gasket, Flange Ribbed 2"
10	G11494	1	Adapter, 2" Flange x 1 1/4" Hose Barb
11	G10674	1	Hose Clamp, No. 24
12	G10014	2	Hex Head Cap Screw, 1/2"-13 x 1"
13	G10622	2	Hex Head Cap Screw, 3/8"-16 x 3"
14	G10071	2	Serrated Flange Nut, 1/2"-13
15	GA5108	1	Sprocket, 23 Tooth
16	GD5857	1	Spring
17	G10552	1	Clevis Pin, 3/8" x 2"
18	G11119	1	Carriage Bolt, 3/8"-16 x 2 1/4"
19	GA18778	1	Fertilizer Pump Idler Assembly
	GD24370	1	Tensioner Arm
	GD7426	1	Sprocket, 12 Tooth
	GD1026	1	Sleeve, 1 3/16" Long
	G10047	1	Hex Head Cap Screw, 3/8"-16 x 1 3/4"
	G10229	1	Lock Washer, 3/8"
	G10210	1	Washer, 3/8" USS
20	GD15532	1	Bronze Bushing, 1"
21	G11387	1	Flat Washer, 3/8" SAE
22	G10108	1	Lock Nut, 3/8"-16
23	G3310-82	1	Chain, No. 40, 82 Pitch Including Connector Link
	GR0912	-	Connector Link, No. 40

(IP1431)



ITEM	PART NO.	QTY.	DESCRIPTION
1	G10917 G10278	2 2	Elbow, 90°, ¾" NPT To Barb Hose Clamp, No. 16
2	G11237	2	Reducing Bushing, 1½" Male NPT To ¾" Female
3	---	2	<a href="#">See "Liquid Fertilizer Piston Pump, NGP-6055" on page P165</a>
4	G11496	2	Adapter, 1½" Male NPT x 2" Flange
5	G11500 G11468 G11499	2 4 4	90° Elbow, 2" Flange Flange Clamp SS 75 Series Gasket, Flange Ribbed 2"
6	---	-	<a href="#">See "Liquid Fertilizer Piston Pump Mount and Ground Drive Wheel" on page P161</a>
7	G11494 G10674	7 7	Adapter, 2" Flange x 1¼" Hose Barb Hose Clamp, No. 24
8	G10062 G11091	5 5	Hex Head Cap Screw, ⅜"-16 x 3" Serrated Flange Nut, ⅜"-16
9	GA17218	1	Valve Mount
10	GA16838 G11468 G11499	2 4 4	Strainer, 2" O.D. Flange W/30 Mesh Flange Clamp SS 75 Series Gasket, Flange Ribbed 2"
11	GA16927 G11468 G11499	2 2 2	Shut-Off Valve Flange Clamp SS 75 Series Gasket, Flange Ribbed 2"
12	G11507 G10674	3 3	90° Elbow, 2" Flange, 1¼" Hose Barb Hose Clamp, No. 24
13	G11508 G11468 G11499	2 5 5	Tee, 2" Port Flange Flange Clamp SS 75 Series Gasket, Flange Ribbed 2"
14	G11457 G10676	2 2	90° Elbow, 2" Flange, 2" Hose Barb Hose Clamp, No. 36, Stainless Steel
15	GA17217	1	Fertilizer Manifold Mount
16	---	-	<a href="#">See "Liquid Fertilizer Piston Pump Mount and Ground Drive Wheel" on page P161</a>
17	G4206-06	1	Hose, 2" x 30'
18	G4201-04	1	Hose, 2" x 15'
19	G4602-03	1	Black Helix Hose, 1¼" x 11'
20	G4205-09	2	Hose, ¾" x 180"

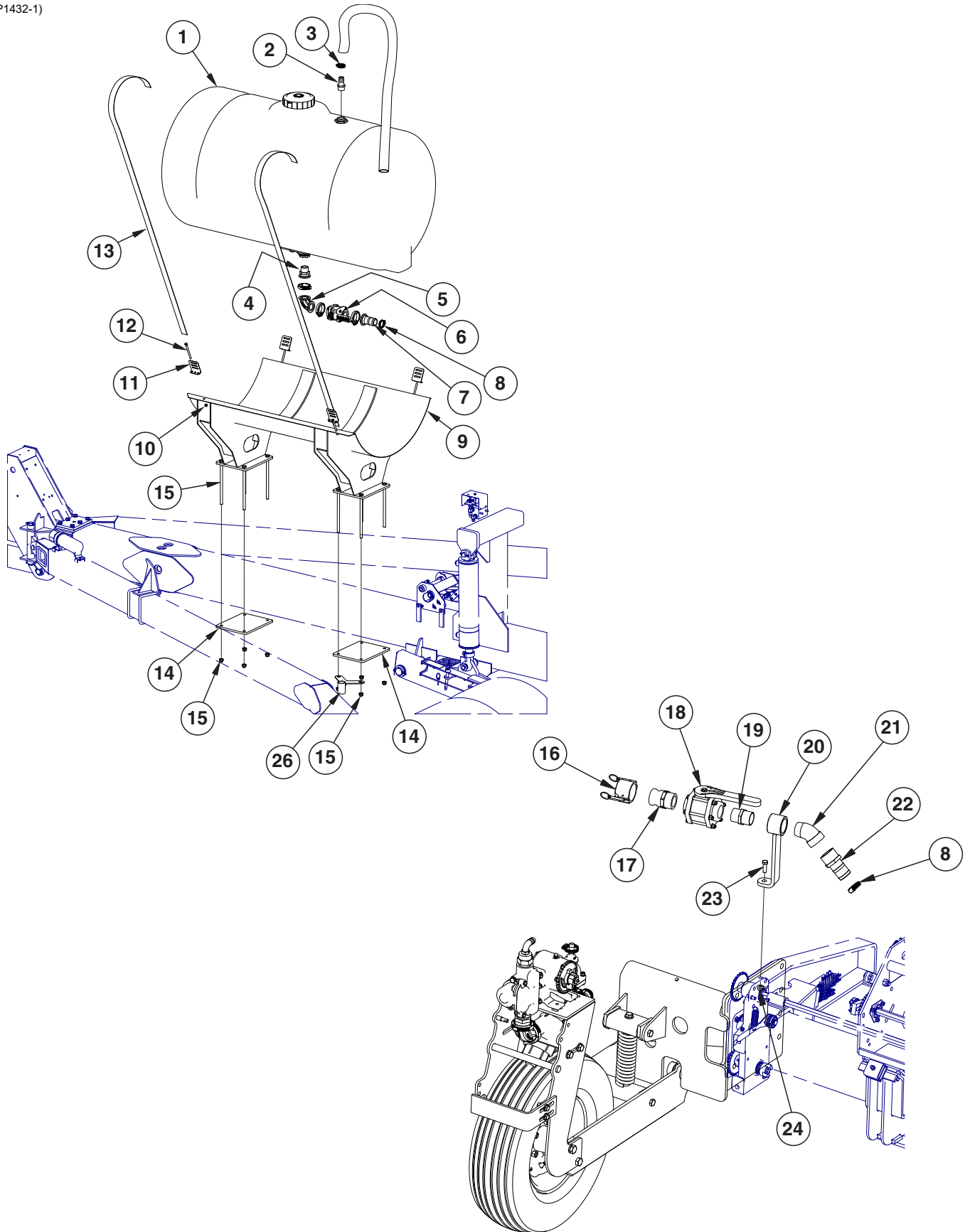
(IP1432)





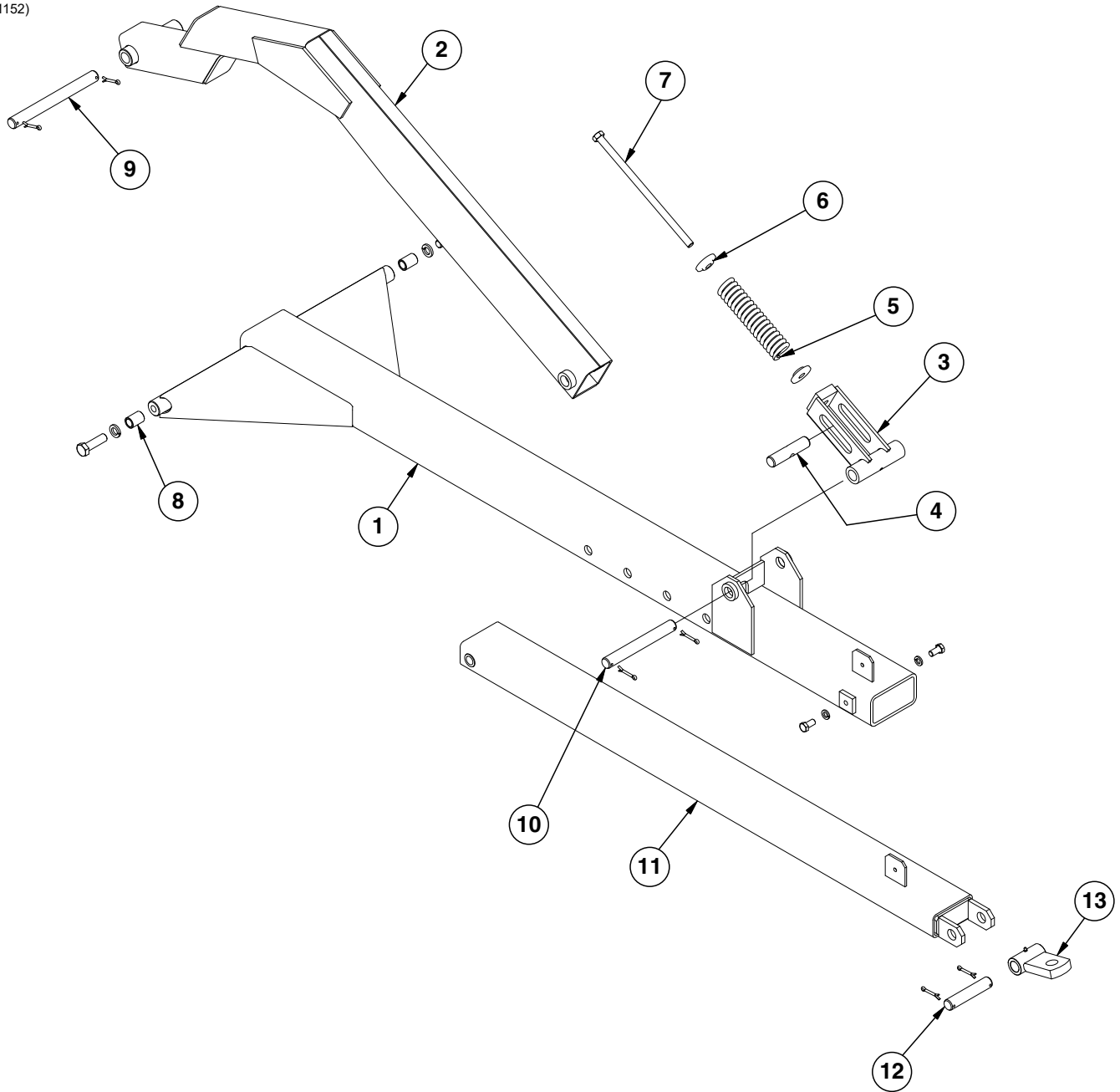
ITEM	PART NO.	QTY.	DESCRIPTION
1	G11504 G10278	1 5	Elbow, ½" Male NPT to ¾" Barb Hose Clamp, No. 16
2	G11505	1	Tee, ½" Female NPT
3	GD23729	2	Reducing Tee, ½" x ¼" x ½"
4	G11457 G10676 G11468 G11499	2 2 2 2	90° Elbow, 2" Flange Hose Clamp, No. 36, Stainless Steel Flange Clamp SS 75 Series Gasket, Flange Ribbed 2"
5	G11508	1	Tee, 2" Port Flange
6	GA16927 G11468 G11499	1 2 2	Shut-off Valve Flange Clamp SS 75 Series Gasket, Flange Ribbed 2"
7	G11494 G10674	2 2	Adapter, 2" Flange x 1¼" Hose Barb Hose Clamp, No. 24
8	GA17217	1	Fertilizer Manifold Mount
9	G10062 G11387 G11091	3 3 3	Hex Head Cap Screw, ⅜"-16 x 3" Flat Washer, ⅜" SAE Serrated Flange Nut, ⅜"-16
10	G11503	1	Tee, ¾" Hose Barb
11	G10917	1	Elbow, 90°, ¾" NPT To Barb
12	G11237	1	Reducing Bushing, 1½" Male NPT To ¾" Female
13	---	-	<a href="#">See "Liquid Fertilizer Piston Pump, NGP-6055" on page P165</a>
14	G11496	1	Adapter, 1½" Male NPT x 2" Flange
15	G11500 G11468 G11499	1 2 2	90° Elbow, 2" Flange Flange Clamp SS 75 Series Gasket, Flange Ribbed 2"
16	GA16838	1	Strainer, 2" O.D. Flange W/30 Mesh
17	---	-	<a href="#">See "Liquid Fertilizer Piston Pump Mount and Ground Drive Wheel" on page P161</a>
18	G11495 G11468 G11499	1 2 2	Tee, 2 Port x 1" Flange Flange Clamp SS 75 Series Gasket, Flange Ribbed 2"
19	GA16837 G11467 G11498	1 2 2	Pressure Relief Valve (100 PSI) Flange Clamp SS 50 Series Gasket, Flange Ribbed 1"
20	G11501	1	Adapter, 1" Flange x ¾" Hose Barb
21	G4700-02	1	Tubing, ¼" O.D. x 100'
22	G4700-02	1	Tubing, ¼" O.D. x 100'
23	G4206-06	1	Hose, 2" x 30'
24	G4201-04	1	Hose, 2" x 15'
25	G4205-16	1	Hose, ¾" x 420"
26	GA16836 GD23730	- -	Nozzle Body Nozzle Cap, ¼"
27	GA17118 GA17119	- -	Orifice Package (2-4 MPH) Orifice Package (4-8 MPH)
28	GD23726	-	Nozzle Mount
29	GD24356	2	Adapter, ½" Tube to ½" Male NPT

(IP1432-1)





ITEM	PART NO.	QTY.	DESCRIPTION
1	GA17040	1	300 Gallon Tank
	GR1941	-	Seal
	GR1919	-	1½" Bulkhead Fitting Assembly
	GA16428	-	Lid/Fillwell, 8" (Top Of Tank)
	GR1708	-	¾" Polypropylene Fitting Assembly (Overflow Fitting, Nut, Bushing And O-Ring)
	GR0508	-	1¼" Polypropylene Fitting Assembly (Nut, Bushing, and O-Ring)
2	G10626	1	Adapter, 1¼" NPT To Barb
3	G10674	2	Hose Clamp, No. 24
4	G11496	1	Adapter, 1½" Male NPT x 2" Flange
5	G11500	1	90° Elbow, 2" Flange
	G11468	2	Flange Clamp SS 75 Series
	G11499	2	Gasket, Flange Ribbed 2"
6	GA16927	1	Shut-Off Valve
7	G11497	1	Adapter, 2" Flange x 2" Hose Barb
	G11468	1	Flange Clamp SS 75 Series
	G11499	1	Gasket, Flange Ribbed 2"
8	G10676	2	Hose Clamp, No. 36, Stainless Steel
9	GA16672	1	Fertilizer Tank Mount
	GD1862	1	Pad, 8" x 14' (For Two 30" Tanks)
10	G10901	4	Lock Nut, ⅜"-16
11	GD11123	4	Anchor ( <b>Sub GA8114</b> )
12	G10485	4	Hex Head Cap Screw, ⅜"-16 x 5'
13	GD11124	2	Strap, 84"
14	GD24827	2	Plate Mount
15	G11122	8	Hex Head Cap Screw, ⅝"-11 x 12"
	G10107	8	Lock Nut, ⅝"-11
16	GD3951	1	Dust Cap, 2" Cam Lock
17	GD3623	1	Adapter, 2" Male NPT To Cam Lock
18	GA2660	1	Shutoff Valve, 2" NPT
19	G10623	1	Close Nipple, 2" NPT
20	GA16929	1	Quick Fill Mount
21	G10889	1	Elbow, 45°, 2" Male NPT To Female
22	G10628	1	Adapter, 2" NPT To Barb
23	G10017	1	Hex Head Cap Screw, 1½"-13 x 1½"
24	G10071	1	Serrated Flange Nut, ½"-13
25	G4602-03	1	Black Helix Hose, 1¼" x 100'
26	GA16928	1	Hose Guide

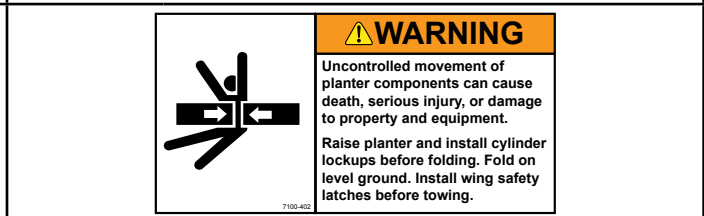
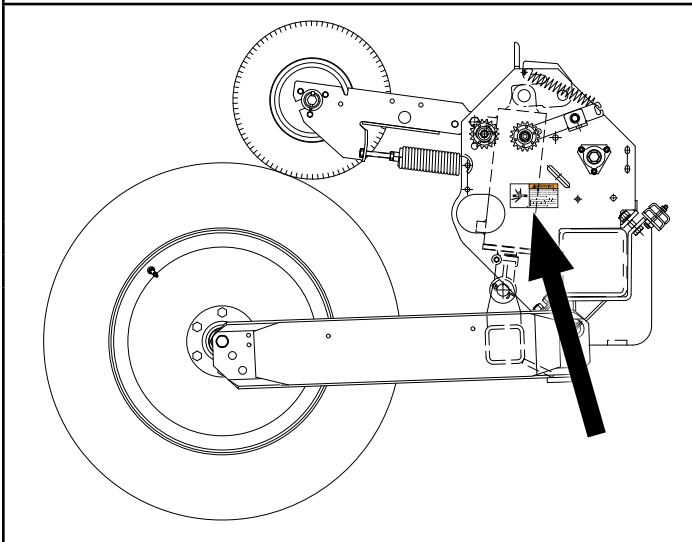
(IP1152)



ITEM	PART NO.	QTY.	DESCRIPTION
1	GA7254	1	Front Hitch
	G10055	2	Hex Head Cap Screw, 5/8"-11 x 1 1/4" (Stop Bolt)
	G10230	2	Lock Washer, 5/8"
2	GA9408	1	Top Link W/Grease Fitting
3	GA7258	1	Side Link W/Grease Fitting
4	GD10296	1	Pin, 1 1/4" x 5 1/2"
5	GD10273	1	Compression Spring
6	GD34923	2	Spring Seat
7	GD7907	1	Special Bolt
8	GD10297	2	Bushing, 1 3/4"
	G10441	2	Hex Head Cap Screw, 7/8"-9 x 3", Grade 8
	G10330	2	Lock Washer, 7/8"
9	GD3547	1	Pin, 1 1/4" x 12 3/4"
	G10460	2	Cotter Pin, 1/4" x 2"
10	GD1702	1	Pin, 1 1/4" x 10 1/4"
	G10460	2	Cotter Pin, 1/4" x 2"
11	GA7256	1	Rear Hitch
12	GD8839	1	Pin, 1 1/4" x 6 1/4"
	G10460	2	Cotter Pin, 1/4" x 2"
13	GA6177	1	Clevis W/Grease Fitting

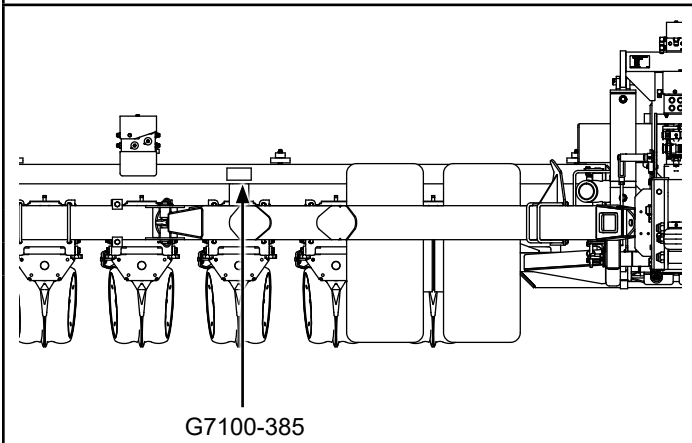


Part No.: GD2199  
 Description: SMV Sign  
 Quantity: 1



**WARNING**  
 Uncontrolled movement of planter components can cause death, serious injury, or damage to property and equipment.  
 Raise planter and install cylinder lockups before folding. Fold on level ground. Install wing safety latches before towing.

Part No.: G7100-402  
 Description: Decal, Warning  
 Quantity: 4





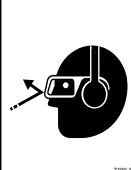


**WARNING**  
 Uncontrolled machine movement can crush resulting in death, serious injury, or damage to property and equipment.  
 Install safety lockup devices before working under or transporting this equipment.

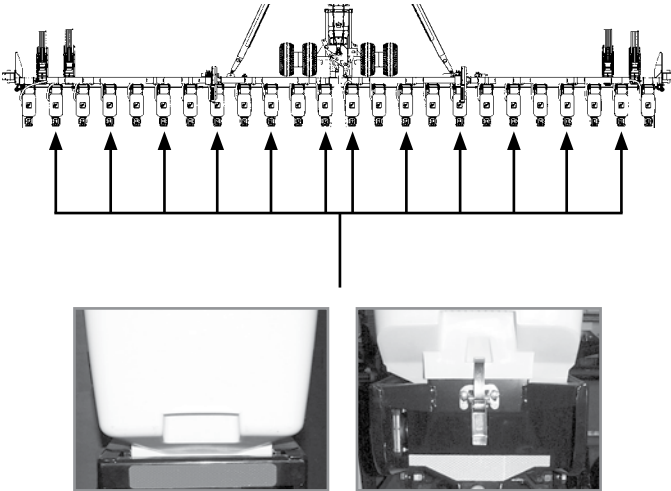

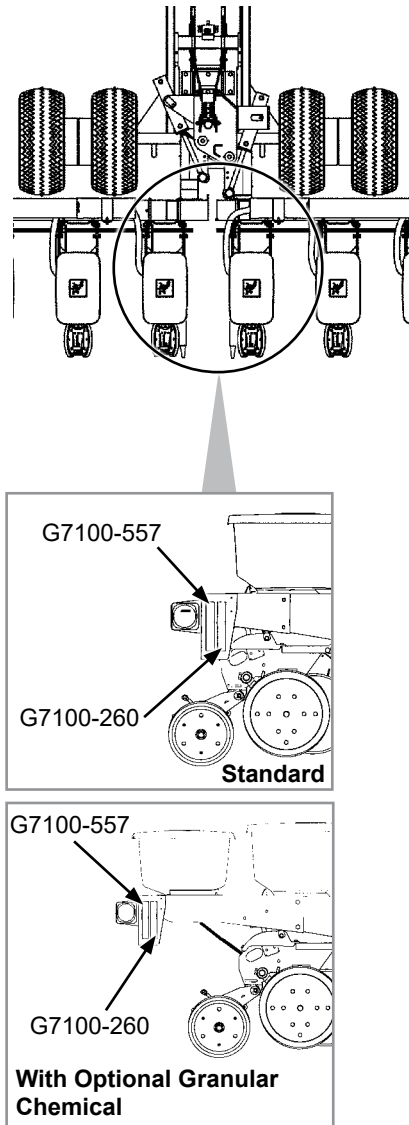

Part No.: G7100-385  
 Description: Decal, Warning  
 Quantity: 1

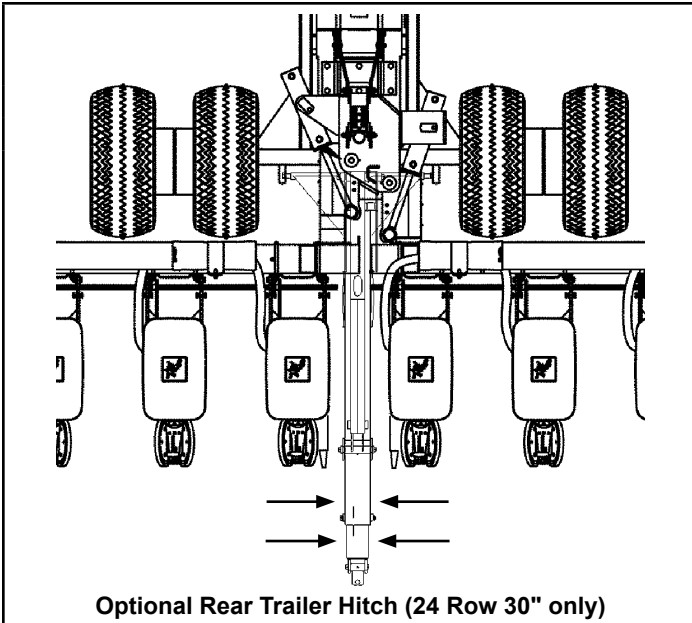
G7100-385

	<p>Part No.: G7100-385 Description: Decal, Warning Quantity: 1</p>
	<p>Part No.: G7100-558 Description: Reflective Decal, Amber, 2" x 9", Rectangular Quantity: 2 (one located on each side of hitch)</p>
	<p>Part No.: G7100-384 Description: Decal, Warning Quantity: 1</p>
	<p>Part No.: G7100-399 Description: Decal, Warning Quantity: 1</p>
<p>Part No.: G7100-382 Description: Decal, Danger Quantity: 1</p>	
<p>Part No.: G7100-393 Description: Decal, Warning Quantity: 1</p>	

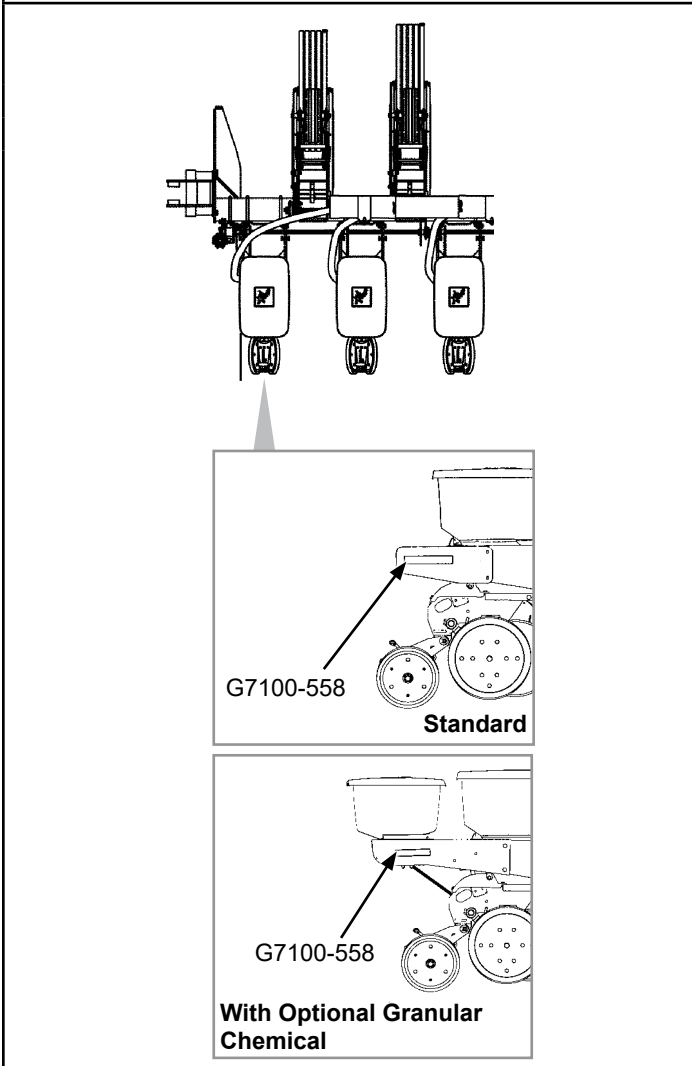
	<div style="border: 1px solid black; padding: 5px;"> <p style="text-align: center; background-color: #0056b3; color: white; margin: 0;"><b>NOTICE</b></p> <p style="margin: 5px 0;">Apply a minimum of 16 ounces of graphite per 50 units of seed.</p> <p style="text-align: right; font-size: small; margin: 0;">7100-471</p> </div>
	<div style="border: 1px solid black; padding: 5px;">  <div style="float: right; border: 1px solid black; padding: 2px; background-color: #ffc000; color: black; font-weight: bold; font-size: small;">                 ⚠ <b>WARNING</b> </div> <p style="font-size: x-small; margin: 2px 0;">Uncontrolled machine movement can crush resulting in death, serious injury, or damage to property and equipment.</p> <p style="font-size: x-small; margin: 2px 0;">Install safety lockup devices before working under or transporting this equipment.</p> <p style="text-align: right; font-size: x-small; margin: 0;">7100-385</p> </div>
	<p>Part No.: G7100-385                  Description: Decal, Warning                  Quantity: 1</p>
	<div style="border: 1px solid black; padding: 5px;"> <div style="text-align: center; border: 1px solid black; background-color: #ffc000; color: black; font-weight: bold; font-size: small; margin: 0;">                 ⚠ <b>WARNING</b> </div>  <p style="font-size: x-small; margin: 2px 0;">Row marker can lower at any time and could cause death or serious injury.</p> <p style="font-size: x-small; margin: 2px 0;">Stay away from row markers!</p> <p style="font-size: x-small; margin: 2px 0;">Install safety lockup device when not in use.</p> <p style="text-align: right; font-size: x-small; margin: 0;">7100-397</p> </div>
	<p>Part No.: G7100-397                  Description: Decal, Warning                  Quantity: 4 (2 Per Row Marker)</p>
<div style="border: 1px solid black; padding: 5px;">  <div style="float: right; border: 1px solid black; padding: 2px; background-color: #ffc000; color: black; font-weight: bold; font-size: small;">                 ⚠ <b>CAUTION</b> </div> <p style="font-size: x-small; margin: 2px 0;">Fan can start at any time. Operating fan can blow debris and has a high noise level.</p> <p style="font-size: x-small; margin: 2px 0;">Always wear eye and hearing protection when working around fan.</p> <p style="text-align: right; font-size: x-small; margin: 0;">7100-392</p> </div>	<p>Part No.: G7100-392                  Description: Decal, Caution                  Quantity: 4 (One On Each Side Of Fan)</p>







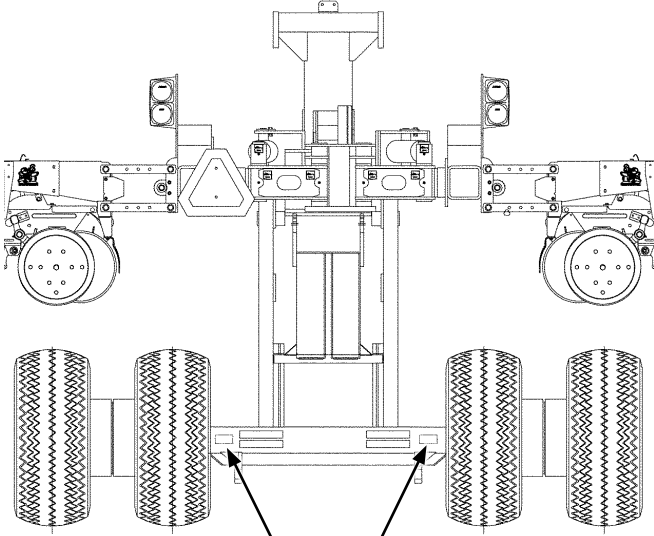

 <p><b>Note: 12 decals are used on 24 Row 30" and 18 on 36 Row 20"</b></p>	 <p>Part No.: G7100-558                  Description: Reflective Decal, Amber, 2" x 9", Rectangular                  Quantity: 1 (Per Row Unit - Located On The Granular Chemical Hopper Panel Extension on Every Other Row Unit Beginning On The 2nd row unit in on the L.H. end of the Planter) (With Optional Granular Chemical)</p> <p>Part No.: G7100-262                  Description: Reflective Decal, Amber, 1¾" x 9", Die-Cut                  Quantity: 1 (Per Row Unit - Located On The Hopper Support on Every Other Row Unit Beginning on the 2nd row unit in on the L.H. end of the Planter) (Standard)</p>
 <p><b>Standard</b></p> <p><b>With Optional Granular Chemical</b></p>	 <p>Part No.: G7100-557                  Description: Reflective Decal, Red, 2" x 9" Rectangular                  Quantity: 2 (Located On The Two Center Row Units - Rear-Facing In Transport Position)</p> <p>Part No.: G7100-260                  Description: Reflective Decal, Orange, 1½" x 9" Rectangular                  Quantity: 2 (Located On The Two Center Row Units - Rear-Facing In Transport Position)</p>



Part No.: G7100-558  
Description: Reflective Decal, Amber, 2" x 9", Rectangular  
Quantity: 4



Part No.: G7100-558  
Description: Reflective Decal, Amber, 2" x 9", Rectangular  
Quantity: 2 (Located On The Outside Row Unit On Each End Of The Planter - Forward-Facing In Transport Position)

	<div style="display: flex; align-items: flex-start;">  <div style="margin-left: 10px;"> <p><b>⚠ WARNING</b></p> <p>Agricultural chemicals can cause death or serious injury to persons, animals, and plants or seriously damage soil, equipment, and property. Read and follow all chemical and equipment manufacturer labels and instructions.</p> </div> </div> <p>Part No.: G7100-381                  Description: Decal, Warning                  Quantity: 1 (1 Per Row Unit - Located On Underside Of Granular Chemical Hopper Lid)</p>
	<div style="display: flex; align-items: flex-start;">  <div style="margin-left: 10px;"> <p><b>⚠ WARNING</b></p> <p>Uncontrolled machine movement can crush resulting in death, serious injury, or damage to property and equipment. Install safety lockup devices before working under or transporting this equipment.</p> </div> </div> <p>Part No.: G7100-385                  Description: Decal, Warning                  Quantity: 4 (Two Per Center Lift Cylinder Lockup)</p>
 <p style="text-align: center;">G7100-370</p>	<div style="display: flex; align-items: flex-start;">  <div style="margin-left: 10px;"> <p><b>⚠ WARNING</b></p> <p>Overinflation may cause explosive separation of tire and rim which could result in death or serious injury. Follow inflation specifications and maintenance instructions in the operator's manual.</p> </div> </div> <p>Part No.: G7100-370                  Description: Decal, Warning                  Quantity: 1 (Per Tire - Ground Drive Tires)</p>



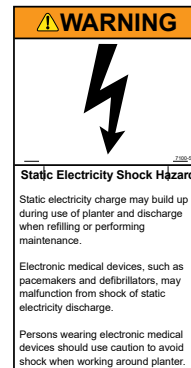
Part No.: G7100-377  
 Description: Decal, Warning Entrapment  
 Quantity: 2 (on each Bulk Fill Tank Lid)



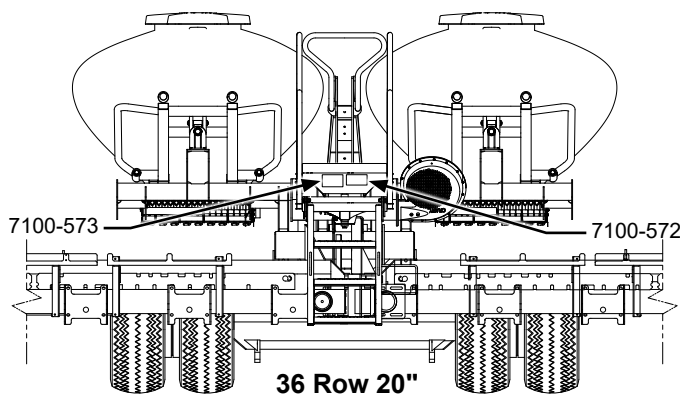
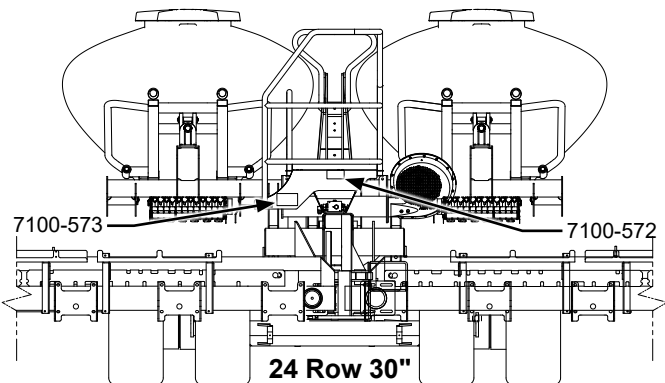
Part No.: G7100-376  
 Description: Decal, Notice Bulk Fill Pressure  
 Quantity: 2 (on each Bulk Fill Tank Lid)








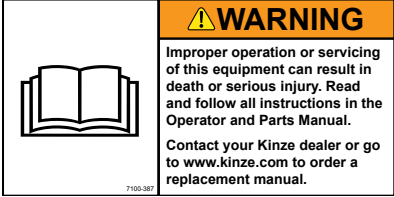
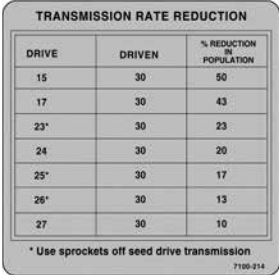
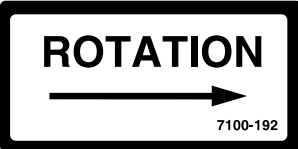
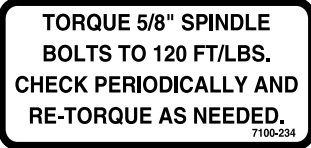
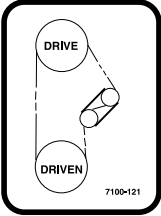
Part No.: G7100-572 (replaces G7100-266)  
 Description: Decal, Warning  
 Quantity: 1

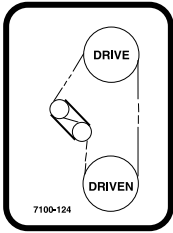
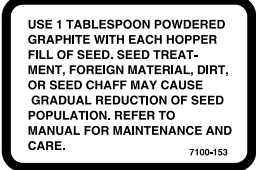

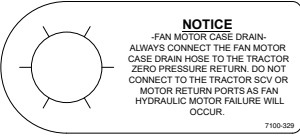
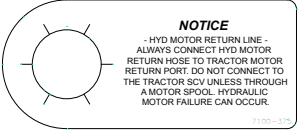



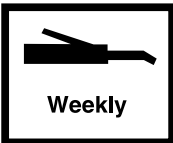





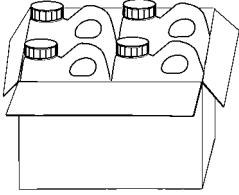


Part No.: G7100-573  
 Description: Decal, Static Shock  
 Quantity: 1





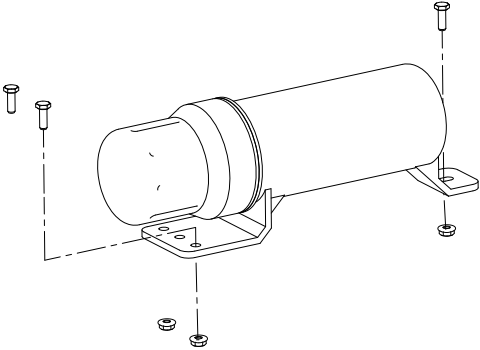

	<p>Part No.: GD1162 Description: Tie Strap, 28"</p> <p>Part No.: GD1512 Description: Tie Strap, 7½"</p> <p>Part No.: GD2117 Description: Tie Strap, 14½"</p> <p>Part No.: GD2984 Description: Tie Strap, 34"</p>
	<p>Part No.: G7100-295 Description: Decal, Spring Tension Release</p> <p>Quantity: -</p>
	<p>Part No.: GD10057-01 Description: Hose Identification Sleeve, Red AA</p> <p>Part No.: GD10057-02 Description: Hose Identification Sleeve, Red BB</p> <p>Part No.: GD10057-03 Description: Hose Identification Sleeve, Blue AA</p> <p>Part No.: GD10057-04 Description: Hose Identification Sleeve, Blue BB</p> <p>Part No.: GD10057-07 Description: Hose Identification Sleeve, Yellow AA</p> <p>Part No.: GD10057-08 Description: Hose Identification Sleeve, Yellow BB</p> <p>Part No.: GD10057-11 Description: Hose Identification Sleeve, Green PP</p> <p>Part No.: GD10057-12 Description: Hose Identification Sleeve, Green RR</p> <p>Part No.: GD10057-14 Description: Hose Identification Sleeve, Yellow PP</p> <p>Part No.: GD10057-15 Description: Hose Identification Sleeve, Yellow RR</p> <p>Part No.: GD10057-17 Description: Hose Identification Sleeve, Black PP</p> <p>Part No.: GD10057-18 Description: Hose Identification Sleeve, Black RR</p> <p>Part No.: GD10057-19 Description: Hose Identification Sleeve, Orange CD</p>

	<p>Part No.: G7100-341                  Description: Decal, Sending Unit                  Quantity: 1</p>																								
	<p>Part No.: G7100-511                  Description: Decal, Sending Unit                  Quantity: 1</p>																								
	<p>Part No.: G7100-387                  Description: Decal, Warning                  Quantity: 1</p>																								
 <table border="1" data-bbox="315 926 568 1146"> <thead> <tr> <th>DRIVE</th> <th>DRIVEN</th> <th>% REDUCTION IN POPULATION</th> </tr> </thead> <tbody> <tr> <td>15</td> <td>30</td> <td>50</td> </tr> <tr> <td>17</td> <td>30</td> <td>43</td> </tr> <tr> <td>23*</td> <td>30</td> <td>23</td> </tr> <tr> <td>24</td> <td>30</td> <td>20</td> </tr> <tr> <td>25*</td> <td>30</td> <td>17</td> </tr> <tr> <td>26*</td> <td>30</td> <td>13</td> </tr> <tr> <td>27</td> <td>30</td> <td>10</td> </tr> </tbody> </table> <p>* Use sprockets off seed drive transmission</p>	DRIVE	DRIVEN	% REDUCTION IN POPULATION	15	30	50	17	30	43	23*	30	23	24	30	20	25*	30	17	26*	30	13	27	30	10	<p>Part No.: G7100-214                  Description: Decal, Two-Speed Point Row Clutch Rate Reduction</p>
DRIVE	DRIVEN	% REDUCTION IN POPULATION																							
15	30	50																							
17	30	43																							
23*	30	23																							
24	30	20																							
25*	30	17																							
26*	30	13																							
27	30	10																							
	<p>Part No.: G7100-192                  Description: Decal, Point Row Clutch Rotation</p>																								
	<p>Part No.: G7100-234                  Description: Decal, Bolt Torque                  Quantity: -</p>																								
	<p>Part No.: G7100-121                  Description: Decal, Transmission, R.H.                  Quantity: 1</p>																								

	<p>Part No.: G7100-124                  Description: Decal, Transmission, L.H.                  Quantity: 1</p>
	<p>Part No.: G7100-153                  Description: Decal, Information                  Quantity: 1 Per Brush-Type Seed Meter</p>
	<p>Part No.: G7100-160                  Description: Decal, Flow Control</p>
	<p>Part No.: G7100-329                  Description: Tag, Fan Motor Case Drain</p>
	<p>Part No.: G7100-375                  Description: Tag, Hydraulic Motor Return Line</p>
	<p>Part No.: G7100-352                  Description: Decal, Tank Drain</p>
	<p>Part No.: G7100-111                  Description: Decal, Oil Daily</p>
	<p>Part No.: G7100-116                  Description: Decal, Grease Daily</p>
	<p>Part No.: G7100-110                  Description: Decal, Grease Weekly</p>

	<p>Part No.: GR2127MPP Description: Blue Paint, Twelve Aerosol Cans</p>
	<p>Part No.: GR0146MPP Description: Powdered Graphite, Twenty-Four 1 Pound Containers</p> <p>Part No.: GR2335 Description: Powdered Graphite, 40 Pound Container</p>
	<p>Part No.: GR1570MPP Description: Talc Lubricant, Four 8 Pound Containers</p> <p>Part No.: GR2334 Description: Talc Lubricant, 40 Pound Container</p>
	<p>Part No.: GR1842MPP Description: Graphite Lubricant, Four 5 Pound Containers</p>
<p>Not Available</p>	<p>Part No.: GR2217 Description: Fluency Agent Seed Flow Additive, Four 4.4 Pound Pails</p>
	<p>Part No.: GR2240 Description: Talc/Graphite Blend (80 Talc/20 Graphite), 8 Pound Containers</p> <p>Part No.: GR2240MPP Description: Talc/Graphite Blend (80 Talc/20 Graphite), Four 8 Pound Containers</p> <p>Part No.: GR2336 Description: Talc/Graphite Blend (80 Talc/20 Graphite), 40 Pound Container</p>
	<p>Part No.: GR2241MPP Description: Dispensing Cap, 10/Package</p>



	<p>Part No.: G10073901                  Description: Decal, Kinze 3705                  Quantity: 2 (1 on each side of hitch)</p>
	<p>Part No.: GM0305-01                  Description: Operator Manual, Model 3700</p> <p>Part No.: GM0305-02                  Description: Parts Manual, Model 3700</p> <p>Part No.: GPR1094                  Description: Binder (Contact Kinze Parts to Order)</p>
	<p>Part No.: GA15422                  Description: Operator's Manual Canister                  Quantity: 1</p> <p>Part No.: G11166                  Description: Hex Socket Flange Cap Screw, 1/4"-20 x 3/4"                  Quantity: 3</p>
	<p>Part No.: G7100-484                  Description: Decal, American Flag</p>



# Numerical Index

M0305-02

Model 3705

Part No.	Page	Part No.	Page	Part No.	Page	Part No.	Page
*A1010	P138	*A21547-25	P40	G10001	P62	G10017	P86
*A1010	P138	*A21548-516	P55	G10001	P64	G10017	P94
*A1020	P138	*A26168	P118	G10001	P72	G10017	P102
*A1025	P138	*A26168	P119	G10001	P102	G10017	P110
*A1044	P138	*A26938-550	P55	G10001	P170	G10017	P162
*A1049	P138	*A3105	P138	G10002	P12	G10017	P176
*A1072	P138	*A3119	P138	G10002	P29	G10017201	P62
*A1089	P138	*A3119	P138	G10002	P36	G10017301	P62
*A11459	P40	*A3141	P138	G10002701	P68	G10018801	P12
*A1146	P138	*A3175	P138	G10003	P4	G10019	P14
*A11460	P40	*A3196	P138	G10003	P51	G10019	P77
*A11461	P40	*A3212	P138	G10003	P124	G10019	P105
*A11475	P55	*A3239	P139	G10003	P128	G10019	P116
*A11810-123	P40	*A3271	P138	G10003	P166	G10019	P128
*A1189	P138	*A3272	P138	G10004	P8	G10019	P154
*A12026	P138	*A3294	P138	G10004	P34	G10019	P162
*A12031	P40	*A3391	P40	G10004	P60	G10020	P22
*A12736	P40	*D12088	P119	G10004	P70	G10021	P22
*A12736	P42	*D12121	P118	G10004	P76	G10021	P144
*A12745	P40	*D12137	P118	G10004	P84	G10021	P146
*A12775	P40	*D12206	P119	G10004	P110	G10022	P22
*A12776	P40	*D12231	P118	G10004	P124	G10022	P102
*A13800	P58	*D12232	P118	G10004	P128	G10023	P29
*A13801	P58	*D12232	P119	G10005	P8	G10023	P66
*A13802	P58	*D12245	P119	G10005	P12	G10023	P68
*A13803	P58	*D12252	P119	G10005	P74	G10023	P86
*A13804	P58	*D12263	P118	G10005	P161	G10023	P100
*A13809	P58	*D12264	P118	G10006	P40	G10023	P106
*A13813	P58	*D20990	P118	G10006	P76	G10026	P86
*A13817	P58	*D36495-28	P44	G10006	P76	G10026	P96
*A13818	P58	*D36495-28	P46	G10006	P94	G10026	P162
*A13819	P58	*D36495-32	P44	G10007	P78	G10027	P64
*A13824	P58	*D36495-32	P46	G10007	P81	G10027	P102
*A13826	P58	*D37047-02	P64	G10007	P162	G10027	P113
*A13827	P58	*GA14447	P142	G10008	P94	G10028601	P14
*A13827	P58	*GA24887	P142	G10008	P98	G10028701	P14
*A13828	P58	700-01078	P22	G10009	P84	G10028801	P14
*A13829	P58	700-01339	P24	G10010	P14	G10031	P14
*A13830	P58	A13917	P51	G10010	P34	G10031	P154
*A13834	P58	A16679	P79	G10011	P86	G10033	P113
*A13835	P58	A16680	P80	G10011101	P8	G10036	P32
*A13836	P58	A20273	P93	G10011201	P8	G10036	P93
*A1404	P138	A6852	P120	G10012	P162	G10037	P6
*A1412	P139	A8300	P120	G10013	P16	G10037	P74
*A1424	P138	A8927	P117	G10013	P86	G10037301	P12
*A1458	P55	A8950	P119	G10013	P162	G10038	P113
*A1487	P138	A8960	P117	G10014	P4	G10038601	P4
*A1499	P138	A8969	P118	G10014	P14	G10040	P106
*A15022	P139	G10001	P16	G10014	P72	G10042	P76
*A18693-130	P138	G10001	P35	G10014	P170	G10043	P107
*A18693-516	P55	G10001	P54	G10016	P86	G10043	P128
*A21535-15	P40	G10001	P60	G10017	P77	G10045	P116

Part No.	Page	Part No.	Page	Part No.	Page	Part No.	Page
G10046	P74	G10102	P113	G10108	P68	G10133	P48
G10047	P78	G10102	P116	G10108	P76	G10133	P50
G10047	P102	G10102	P116	G10108	P76	G10133	P50
G10047	P110	G10102	P162	G10108	P78	G10133	P154
G10047	P113	G10103	P100	G10108	P84	G10133	P158
G10047	P170	G10103	P100	G10108	P86	G10152	P154
G10048	P10	G10103	P106	G10108	P94	G10152	P8
G10048	P84	G10104	P8	G10108	P113	G10157	P76
G10048	P84	G10104	P8	G10108	P113	G10159	P113
G10054	P92	G10104	P40	G10108	P118	G10159	P113
G10054	P126	G10104	P76	G10108	P124	G10162	P60
G10055	P90	G10104	P76	G10108	P149	G10166	P93
G10055	P178	G10104	P79	G10108	P166	G10168	P116
G10057	P86	G10104	P84	G10108	P170	G10168	P116
G10057501	P64	G10104	P86	G10109	P14	G10171	P64
G10057801	P64	G10104	P86	G10109	P16	G10171	P106
G10060	P130	G10104	P94	G10109	P34	G10171	P107
G10061	P4	G10104	P109	G10109	P77	G10192101	P142
G10061	P18	G10104	P146	G10109	P84	G10192101	P158
G10062	P86	G10104	P162	G10109	P116	G10201	P19
G10062	P124	G10104	P162	G10110	P28	G10201	P28
G10062	P172	G10105	P86	G10110	P42	G10201	P64
G10062	P174	G10105	P102	G10110	P60	G10203	P100
G10064	P16	G10105	P113	G10110	P60	G10204	P12
G10064	P42	G10105	P162	G10110	P60	G10207	P4
G10064	P72	G10106	P94	G10110	P72	G10210	P78
G10064	P95	G10106	P105	G10110	P95	G10210	P170
G10069	P84	G10106	P106	G10110	P116	G10211	P60
G10071	P4	G10106	P126	G10110	P144	G10216	P14
G10071	P6	G10106	P130	G10110	P146	G10227	P100
G10071	P60	G10107	P16	G10111	P16	G10227	P100
G10071	P72	G10107	P32	G10111	P32	G10227	P100
G10071	P74	G10107	P74	G10111	P40	G10227	P106
G10071	P74	G10107	P74	G10111	P77	G10227	P106
G10071	P86	G10107	P78	G10111	P86	G10227	P110
G10071	P102	G10107	P84	G10111	P86	G10228	P6
G10071	P113	G10107	P93	G10111	P93	G10228	P14
G10071	P170	G10107	P94	G10111	P110	G10228	P48
G10071	P176	G10107	P98	G10111	P113	G10228	P50
G10073901	P190	G10107	P161	G10112	P60	G10228	P77
G10087	P118	G10107	P162	G10112	P89	G10228	P113
G10090401	P12	G10107	P176	G10120	P84	G10228	P116
G10101	P16	G10108	P4	G10122301	P4	G10228	P116
G10101	P84	G10108	P18	G10128	P94	G10228	P116
G10101	P84	G10108	P19	G10129501	P64	G10228	P162
G10101	P100	G10108	P28	G10130	P94	G10229	P16
G10101	P110	G10108	P35	G10130	P109	G10229	P29
G10101	P117	G10108	P42	G10131	P110	G10229	P34
G10101	P117	G10108	P42	G10132501	P64	G10229	P84
G10101	P147	G10108	P51	G10133	P16	G10229	P100
G10101	P166	G10108	P54	G10133	P34	G10229	P110
G10102	P90	G10108	P64	G10133	P48	G10229	P110

# Numerical Index

M0305-02

Model 3705

Part No.	Page	Part No.	Page	Part No.	Page	Part No.	Page
G10229	P121	G10243	P38	G10325	P64	G10460	P76
G10229	P124	G10243	P54	G10325	P68	G10460	P76
G10229	P128	G10251	P68	G10326	P19	G10460	P79
G10229	P147	G10253	P100	G10326	P82	G10460	P79
G10229	P166	G10253301	P95	G10328	P121	G10460	P82
G10229	P170	G10254701	P150	G10329801	P18	G10460	P88
G10229401	P48	G10254801	P150	G10330	P178	G10460	P94
G10229401	P149	G10254901	P150	G10334701	P14	G10460	P100
G10230	P8	G10256	P106	G10334801	P14	G10460	P109
G10230	P8	G10257	P68	G10334901	P14	G10460	P113
G10230	P14	G10257	P100	G10335001	P14	G10460	P113
G10230	P16	G10265001	P68	G10335101	P14	G10460	P113
G10230	P40	G10265101	P68	G10335201	P14	G10460	P162
G10230	P76	G10266501	P24	G10338	P10	G10460	P178
G10230	P76	G10266901	P68	G10338	P18	G10460	P178
G10230	P79	G10267101	P68	G10338	P48	G10460	P178
G10230	P81	G10278	P170	G10338	P48	G10461	P90
G10230	P86	G10278	P172	G10338	P50	G10461	P113
G10230	P86	G10278	P174	G10338	P50	G10470	P22
G10230	P94	G10285701	P51	G10338	P70	G10475	P24
G10230	P109	G10301	P50	G10338	P72	G10475	P26
G10230	P146	G10301	P64	G10341	P106	G10475	P76
G10230	P162	G10301201	P62	G10341	P107	G10475701	P4
G10230	P162	G10303	P94	G10348	P48	G10478	P74
G10230	P178	G10303	P98	G10348	P50	G10478	P88
G10231	P86	G10305	P48	G10359	P86	G10478	P109
G10231	P86	G10305	P50	G10360	P86	G10478101	P24
G10231	P96	G10305	P60	G10360	P86	G10483101	P26
G10231	P102	G10305	P60	G10374	P100	G10483101	P26
G10231	P113	G10305	P74	G10396	P76	G10483201	P26
G10231	P162	G10305	P74	G10397	P93	G10483401	P26
G10231	P162	G10305	P74	G10397801	P14	G10484901	P26
G10232	P94	G10305	P74	G10401	P22	G10485	P176
G10232	P105	G10305	P74	G10402701	P4	G10488901	P68
G10232	P106	G10305	P74	G10403	P42	G10495103	P62
G10232	P126	G10305	P74	G10409	P38	G10496	P100
G10232	P126	G10305	P74	G10409	P54	G10496	P110
G10232	P128	G10305	P74	G10409	P109	G10497	P100
G10232	P135	G10305	P88	G10428901	P142	G10500	P22
G10232	P162	G10306	P166	G10429101	P22	G10501	P94
G10232101	P162	G10308	P16	G10429301	P22	G10501	P98
G10233	P94	G10309	P18	G10430	P111	G10502X	P1
G10233	P98	G10310	P10	G10438	P4	G10503	P34
G10233	P109	G10310	P28	G10440	P89	G10503	P93
G10233	P110	G10312	P4	G10441	P178	G10536	P113
G10234	P90	G10312	P28	G10451	P74	G10541	P60
G10235	P94	G10312	P146	G10451	P74	G10544	P114
G10235	P98	G10315	P28	G10451	P84	G10544	P116
G10235101	P95	G10322501	P14	G10453	P111	G10546	P18
G10235301	P95	G10323	P22	G10455	P88	G10546	P30
G10242601	P68	G10325	P12	G10455	P110	G10546	P100
G10242801	P68	G10325	P28	G10460	P74	G10551	P4

Part No.	Page	Part No.	Page	Part No.	Page	Part No.	Page
G10552	P170	G10622	P12	G10752	P18	G10977	P124
G10560	P84	G10622	P62	G10756	P76	G10977	P126
G10567	P18	G10622	P102	G10757	P28	G10977	P128
G10567	P30	G10622	P170	G10758	P28	G10980	P40
G10570	P30	G10623	P176	G10758	P68	G10980	P113
G10581	P113	G10626	P176	G10760	P80	G10982	P82
G10583	P126	G10628	P176	G10763	P81	G10987	P118
G10595	P94	G10636	P32	G10765	P34	G10988	P38
G10599	P16	G10640	P76	G10769	P80	G10988	P54
G10599	P42	G10640	P76	G10821	P88	G10991	P166
G10599	P42	G10640	P86	G10821	P110	G10992	P105
G10599	P68	G10640	P94	G10831	P79	G10992	P105
G10602	P18	G10640	P94	G10831	P79	G10996	P100
G10602	P22	G10640	P109	G10840	P77	G10996	P132
G10602	P30	G10640	P113	G10844	P116	G10996	P132
G10602	P98	G10640	P113	G10857	P60	G10996	P132
G10602	P102	G10640	P113	G10857	P60	G10996	P132
G10602	P110	G10640	P120	G10857	P60	G10996	P144
G10603	P22	G10640	P120	G10857	P66	G11009	P22
G10604	P22	G10641	P77	G10859	P100	G11009	P26
G10606	P84	G10641	P162	G10860	P93	G11009	P72
G10606	P94	G10643	P76	G10860	P170	G11012	P76
G10610	P94	G10660	P30	G10861	P90	G11015	P4
G10620	P4	G10670	P28	G10864	P28	G11018	P6
G10620	P10	G10670	P29	G10870	P170	G11030	P77
G10620	P18	G10670	P88	G10875	P94	G11031	P77
G10620	P28	G10671	P78	G10889	P176	G11032	P76
G10620	P48	G10674	P170	G10898	P42	G11034	P77
G10620	P48	G10674	P172	G10900	P100	G11039X	P26
G10620	P50	G10674	P172	G10901	P176	G11040X	P26
G10620	P50	G10674	P174	G10912	P4	G11041X	P26
G10620	P70	G10674	P176	G10917	P170	G11042	P162
G10620	P72	G10676	P44	G10917	P172	G11042X	P26
G10620	P98	G10676	P46	G10917	P174	G11043X	P26
G10620	P107	G10676	P172	G10923	P94	G11044X	P26
G10620	P107	G10676	P174	G10923	P109	G11045X	P26
G10620	P146	G10676	P176	G10931	P68	G11047X	P26
G10620	P154	G10681	P38	G10939	P72	G11048X	P26
G10620	P158	G10681	P54	G10939	P100	G11065	P68
G10621	P10	G10686	P50	G10939	P117	G11066	P105
G10621	P18	G10686	P60	G10939	P117	G11066	P105
G10621	P22	G10686	P88	G10939	P118	G11066	P124
G10621	P22	G10690	P22	G10940	P14	G11066	P126
G10621	P28	G10693	P166	G10948	P119	G11066	P128
G10621	P29	G10722	P116	G10958	P117	G11067	P124
G10621	P38	G10725	P114	G10958	P117	G11067	P126
G10621	P42	G10725	P116	G10958	P120	G11067	P128
G10621	P54	G10732	P8	G10958	P120	G11073	P30
G10621	P66	G10746	P42	G10960	P77	G11075	P110
G10621	P68	G10746	P129	G10966	P28	G11076	P76
G10621	P86	G10751	P8	G10972	P121	G11078	P110
G10621	P129	G10752	P8	G10974	P34	G11081	P96

# Numerical Index

M0305-02

Model 3705

Part No.	Page	Part No.	Page	Part No.	Page	Part No.	Page
G11089	P121	G11220	P6	G11387	P149	G11496	P170
G11091	P8	G11228	P34	G11387	P166	G11496	P172
G11091	P10	G11232	P98	G11387	P170	G11496	P174
G11091	P48	G11236	P34	G11387	P174	G11496	P176
G11091	P50	G11237	P170	G11387	P110	G11497	P176
G11091	P60	G11237	P172	G11389	P6	G11498	P174
G11091	P60	G11237	P174	G11389	P34	G11499	P170
G11091	P60	G11242	P102	G11389	P93	G11499	P172
G11091	P60	G11261	P64	G11389	P162	G11499	P172
G11091	P60	G11264	P51	G11391	P6	G11499	P172
G11091	P68	G11281	P26	G11391	P16	G11499	P172
G11091	P72	G11284	P66	G11391	P40	G11499	P174
G11091	P72	G11284	P68	G11391	P74	G11499	P174
G11091	P74	G11309	P135	G11391	P76	G11499	P174
G11091	P74	G11311	P106	G11391	P78	G11499	P174
G11091	P74	G11320	P62	G11391	P90	G11499	P176
G11091	P74	G11328	P42	G11391	P94	G11499	P176
G11091	P74	G11328	P62	G11391	P94	G11500	P170
G11091	P74	G11339	P62	G11391	P98	G11500	P172
G11091	P74	G11360	P60	G11391	P114	G11500	P174
G11091	P74	G11360	P74	G11391	P116	G11500	P176
G11091	P74	G11385	P28	G11391	P161	G11501	P174
G11091	P82	G11385	P30	G11391	P162	G11503	P174
G11091	P88	G11385	P42	G11391	P162	G11504	P174
G11091	P88	G11385	P72	G11391	P162	G11505	P174
G11091	P124	G11385	P145	G11392	P34	G11507	P172
G11091	P128	G11386	P14	G11392	P64	G11508	P172
G11091	P172	G11386	P14	G11394	P60	G11508	P174
G11091	P174	G11386	P14	G11401	P68	G11514	P8
G11100	P110	G11386	P14	G11418	P116	G11518	P38
G11108	P60	G11386	P64	G11419	P16	G11518	P54
G11119	P170	G11386	P64	G11448	P24	G11520	P102
G11122	P162	G11386	P84	G11448	P26	G11522	P64
G11122	P176	G11386	P105	G11453	P110	G11528	P64
G11123	P38	G11386	P106	G11457	P172	G11539	P64
G11123	P54	G11386	P128	G11457	P174	G11556	P26
G11124	P38	G11387	P4	G11467	P174	G11578	P26
G11124	P54	G11387	P16	G11468	P170	G11591	P4
G11124	P147	G11387	P16	G11468	P172	G11592	P4
G11145	P48	G11387	P18	G11468	P172	G11618	P25
G11145	P50	G11387	P19	G11468	P172	G11619	P26
G11166	P190	G11387	P28	G11468	P172	G11693	P26
G11172	P25	G11387	P35	G11468	P174	G11793	P30
G11182	P64	G11387	P42	G11468	P174	G11862	P16
G11186	P76	G11387	P42	G11468	P174	G11874	P78
G11188	P48	G11387	P64	G11468	P174	G11934	P100
G11188	P50	G11387	P74	G11468	P176	G11960	P149
G11202	P149	G11387	P76	G11468	P176	G11961	P149
G11209	P28	G11387	P94	G11494	P170	G11965	P25
G11215	P35	G11387	P113	G11494	P172	G11976	P8
G11215	P54	G11387	P124	G11494	P174	G12103	P152
G11216	P66	G11387	P130	G11495	P174	G12212-08	P152

Part No.	Page	Part No.	Page	Part No.	Page	Part No.	Page
G1K248	P104	G304-C-8	P113	G6400-12	P41	G6801-10-08	P129
G1K248	P144	G306-08	P121	G6400-12-10	P134	G6801-10-08	P134
G1K248	P148	G3200-63	P161	G6402-08-10	P42	G6801-10-12	P38
G1K248	P152	G3302-01	P114	G6402-12-12	P42	G6801-10-12	P54
G1K248	P152	G3302-11	P114	G6408-06	P129	G6801-12	P38
G1K252	P104	G3303-103	P10	G6408-06	P134	G6801-12	P42
G1K252	P144	G3303-108	P8	G6408-08	P84	G6801-12	P51
G1K252	P147	G3303-108	P28	G6408-08	P118	G6801-12-10	P42
G1K252	P152	G3303-108	P72	G6408-08	P119	G6801-20	P41
G1K252	P152	G3303-114	P28	G6408-08	P128	G6801-20	P51
G1K255	P131	G3303-120	P72	G6408-10	P41	G6804-12	P42
G1K267	P104	G3303-16	P8	G6408-10	P128	G7100-110	P188
G1K267	P145	G3303-34	P10	G6408-H06-0	P135	G7100-111	P188
G1K268	P104	G3303-44	P10	G6408-H06-O	P128	G7100-116	P188
G1K268	P145	G3303-88	P10	G6408-H08-0	P135	G7100-121	P187
G1K268	P148	G3303-98	P8	G6408-H10-0	P135	G7100-124	P188
G1K269	P94	G3310-144	P98	G6500-06	P138	G7100-153	P188
G1K269	P110	G3310-148	P98	G6500-08	P36	G7100-160	P188
G1K274	P132	G3310-150	P98	G6500-10	P42	G7100-192	P187
G1K274	P132	G3310-158	P98	G6500-10	P54	G7100-214	P187
G1K275	P132	G3310-80	P110	G6500-10	P84	G7100-234	P187
G1K276	P132	G3310-82	P94	G6500-10	P124	G7100-260	P182
G1K296	P14	G3310-82	P170	G6500-10-12	P42	G7100-262	P182
G1K320	P35	G3317-16	P102	G6500-12	P36	G7100-295	P186
G1K320	P104	G3324-01	P78	G6500-12	P42	G7100-329	P188
G1K320	P148	G3400-01	P94	G6500-12	P134	G7100-341	P187
G1K321	P35	G4201-04	P172	G6502-06	P138	G7100-352	P188
G1K321	P104	G4201-04	P174	G6502-08	P93	G7100-375	P188
G1K321	P148	G4205-09	P172	G6502-10	P84	G7100-376	P185
G1K322	P148	G4205-16	P174	G6600-08	P129	G7100-377	P185
G1K345	P16	G4206-06	P172	G6600-10	P129	G7100-385	P179
G1K362	P148	G4206-06	P174	G6600-12	P40	G7100-385	P180
G1K362	P152	G4602-03	P172	G6602-10	P42	G7100-385	P181
G1K362	P152	G4602-03	P176	G6801-06	P36	G7100-385	P184
G1K363	P147	G4700-02	P174	G6801-06	P54	G7100-387	P187
G1K363	P152	G4700-02	P174	G6801-06-08	P86	G7100-392	P181
G1K363	P152	G6325X	P8	G6801-08	P42	G7100-397	P181
G1K378	P110	G6400-06	P38	G6801-08	P76	G7100-511	P187
G1K379	P110	G6400-06-08	P42	G6801-08	P82	G7100-557	P182
G1K395	P104	G6400-06-08	P138	G6801-08	P93	G7100-558	P180
G1K396	P104	G6400-06-12	P42	G6801-08	P113	G7100-558	P182
G1K758	P8	G6400-08	P113	G6801-08	P124	G7100-558	P183
G2100-03	P94	G6400-08	P128	G6801-08	P126	G7100-558	P183
G2406-08-06	P138	G6400-08-04	P113	G6801-08	P129	G7100-572	P185
G2406-08-12	P40	G6400-08-04	P121	G6801-08	P135	G7633X	P144
G2500-84	P162	G6400-08-12	P36	G6801-08-10	P42	G7786x	P77
G2603-08	P40	G6400-10	P42	G6801-10	P42	G8081X	P35
G2603-08	P138	G6400-10-08	P84	G6801-10	P128	G8647x	P148
G2603-08-08-10	P139	G6400-10-08	P124	G6801-10	P135	G9897X	P26
G2603-10	P138	G6400-10-08	P134	G6801-10-08	P84	G9903X	P26
G2650-06	P138	G6400-12	P36	G6801-10-08	P124	G9948X	P78
G2700-08	P121	G6400-12	P54	G6801-10-08	P126	GA0160L	P113



# Numerical Index

M0305-02

Model 3705

Part No.	Page	Part No.	Page	Part No.	Page	Part No.	Page
GA0160R	P113	GA12358	P105	GA13661	P135	GA15883	P156
GA0241	P162	GA12358	P107	GA13741	P128	GA15884	P156
GA0245	P114	GA12403	P66	GA13980	P148	GA15907	P156
GA0245	P116	GA12403	P68	GA14031	P70	GA16082	P148
GA0246	P114	GA12403	P148	GA14037	P64	GA16337	P144
GA0251	P162	GA12537	P158	GA14038	P64	GA16340	P145
GA0252	P162	GA12539	P152	GA14040	P64	GA16341	P102
GA0257	P114	GA12558	P142	GA14078	P60	GA16342	P102
GA0257	P116	GA12558	P158	GA14082	P60	GA16343	P156
GA0262	P162	GA12559	P142	GA14084	P60	GA16344	P142
GA0378	P111	GA12559	P158	GA14097	P74	GA16344	GA16345
GA0542	P114	GA12563	P154	GA14127	P105	GA16345	P142
GA0547	P161	GA12565	P102	GA14129	P66	GA16350	P156
GA10043	P76	GA12565	P156	GA14133	P66	GA16351	P154
GA10054	P100	GA12566	P142	GA14135	P66	GA16352	P142
GA10137	P18	GA12567	P142	GA14135	P68	GA16352	P154
GA10145	P121	GA12568	P156	GA14136	P66	GA16355	P159
GA10151	P10	GA12596	P142	GA14152	P58	GA16374	P10
GA10151	P18	GA12598	P142	GA14222	P74	GA16374	P156
GA10151	P70	GA12626	P106	GA14223	P74	GA16386	P142
GA10157	P4	GA12629	P106	GA14224	P74	GA16386	P156
GA10458	P114	GA12645	P104	GA14225	P74	GA16386	P158
GA10621	P162	GA12655	P142	GA14240	P74	GA16391	P104
GA10799	P35	GA12655	P154	GA14241	P74	GA16428	P176
GA10799	P54	GA12661	P102	GA14242	P74	GA16654	P36
GA10894	P162	GA12669	P104	GA14243	P74	GA16672	P176
GA10907	P162	GA12684	P154	GA14244	P74	GA16693	P74
GA10908	P162	GA12690	P113	GA14246	P74	GA16705	P48
GA10918	P42	GA12692	P113	GA14403	P60	GA16705	P50
GA11164	P48	GA12695	P113	GA14448	P152	GA16816	P114
GA11164	P48	GA12803	P113	GA14449	P152	GA16817	P36
GA11164	P50	GA12812	P54	GA14450	P142	GA16818	P48
GA11164	P50	GA12812	P142	GA14452	P142	GA16818	P50
GA11736	P144	GA12812	P154	GA14573	P38	GA16828	P142
GA11982	P6	GA12812	P156	GA14573	P54	GA16828	P156
GA11988	P106	GA12813	P104	GA14574	P54	GA16828	P158
GA11988	P107	GA12852	P152	GA14697	P118	GA16829	P156
GA11991	P106	GA12853	P152	GA14822	P62	GA16832	P159
GA11991	P107	GA12868	P152	GA14846	P104	GA16833	P159
GA11992	P106	GA13078	P135	GA14847	P35	GA16834	P159
GA11993	P106	GA13079	P135	GA14847	P54	GA16836	P174
GA11994	P106	GA13204	P102	GA14847	P154	GA16837	P174
GA11995	P106	GA13421	P60	GA14992	P77	GA16838	P172
GA11997	P106	GA13485	P113	GA15151	P116	GA16838	P174
GA12105	P131	GA13512	P106	GA15197	P16	GA16840	P170
GA12143	P18	GA13521	P149	GA15288	P156	GA16841	P79
GA12191	P98	GA13562	P152	GA15290	P156	GA16842	P79
GA12192	P98	GA13572	P152	GA15420	P64	GA16870	P89
GA12235	P34	GA13633	P135	GA15422	P190	GA16871	P92
GA12236	P34	GA13660	P102	GA15499	P55	GA16872	P89
GA12330	P166	GA13660	P135	GA15881	P156	GA16914	P88
GA12330	P170	GA13661	P102	GA15882	P156	GA16916	P88

Part No.	Page	Part No.	Page	Part No.	Page	Part No.	Page
GA16923	P152	GA2014	P34	GA26924-07	P55	GA6171	P16
GA16927	P172	GA2014	P84	GA26924-10	P55	GA6171	P16
GA16927	P174	GA2019	P22	GA26924-11	P55	GA6171	P16
GA16927	P176	GA2020	P22	GA26958	P16	GA6177	P178
GA16928	P176	GA20283	P160	GA26989	P26	GA6434	P16
GA16929	P176	GA20583	P163	GA27038	P34	GA6597	P16
GA17040	P176	GA20622	P26	GA27102	P41	GA6640	P86
GA17113	P41	GA20640	P10	GA27106	P41	GA6646	P84
GA17114	P41	GA20640	P18	GA27156	P62	GA6655	P81
GA17115	P41	GA20640	P72	GA27157	P62	GA6658	P90
GA17115	P42	GA2068	P90	GA27158	P62	GA6660	P79
GA17118	P174	GA2068	P98	GA27159	P62	GA6660	P79
GA17119	P174	GA20902	P148	GA3413	P133	GA6685	P84
GA1720	P8	GA21004	P86	GA3552	P98	GA6686	P84
GA1720	P10	GA21309	P72	GA3553	P98	GA6687	P84
GA17200	P156	GA21405	P106	GA3584	P128	GA6699	P144
GA17217	P172	GA21406	P35	GA4031	P113	GA6700	P144
GA17217	P174	GA21406	P54	GA4293	P133	GA6701	P144
GA17218	P172	GA21515	P4	GA4293	P134	GA6725	P90
GA17287	P38	GA21515	P148	GA4293	P135	GA6741	P28
GA17426	P42	GA21676	P14	GA4376	P96	GA6761	P86
GA17448	P42	GA21677	P14	GA4444	P29	GA6782	P130
GA17459	P160	GA2180	P110	GA5105	P98	GA6813	P76
GA17460	P76	GA22273	P105	GA5106	P110	GA6860	P113
GA17547	P104	GA24239	P32	GA5107	P94	GA6870	P113
GA17547	P145	GA24472	P144	GA5107	P110	GA6906	P28
GA17547	P147	GA24649	P152	GA5108	P110	GA6975	P35
GA17683	P161	GA24676	P26	GA5108	P170	GA6975	P145
GA17684	P161	GA24752	P26	GA5109	P110	GA6977	P144
GA17801	P48	GA24825	P96	GA5110	P110	GA6978	P104
GA17801	P50	GA24826	P96	GA5111	P110	GA6978	P144
GA17802	P48	GA24828	P96	GA5112	P110	GA7077	P144
GA17802	P50	GA24873	P20	GA5113	P94	GA7111	P100
GA17803	P48	GA24877	P26	GA5113	P98	GA7137	P100
GA17803	P50	GA24878	P26	GA5113	P110	GA7153	P84
GA17804	P48	GA24956	P24	GA5116	P109	GA7154	P93
GA17804	P50	GA2528	P144	GA5146	P110	GA7154	P94
GA18348	P94	GA25304	P72	GA5164	P111	GA7254	P178
GA18353	P95	GA25388	P38	GA5165	P111	GA7256	P178
GA18402	P142	GA25388	P54	GA5194	P94	GA7258	P178
GA18402	P156	GA2559	P162	GA5385	P144	GA7324	P94
GA18402	P158	GA26103	P100	GA5600	P147	GA7336	P110
GA18778	P170	GA26104	P62	GA5624	P109	GA7372	P98
GA18822	P163	GA2612	P144	GA5629	P109	GA7434	P92
GA18857	P41	GA26287	P28	GA5654	P34	GA7434	P96
GA19112	P26	GA26287	P29	GA5698	P24	GA7448	P92
GA19114	P26	GA2660	P176	GA5699	P24	GA7459	P88
GA19115	P26	GA26781	P42	GA5853	P116	GA7490	P79
GA19432	P40	GA26876	P114	GA6108	P144	GA7851	P154
GA2007	P18	GA26876	P116	GA6109	P144	GA7852	P142
GA2012L	P12	GA26909	P116	GA6147	P148	GA7852	P154
GA2012R	P12	GA26920	P12	GA6171	P14	GA7853	P142

# Numerical Index

M0305-02

Model 3705

Part No.	Page	Part No.	Page	Part No.	Page	Part No.	Page
GA7853	P154	GA9144	P147	GB0268	P16	GB0958	P26
GA7854	P142	GA9408	P178	GB0274	P4	GB1084	P24
GA7854	P148	GA9459	P76	GB0276	P14	GB1090	P148
GA7854	P154	GA9479	P100	GB0278	P18	GB1090	P148
GA7855	P145	GA9481	P144	GB0278	P30	GB1107	P24
GA7855	P148	GA9504	P77	GB0282	P16	GB1123	P24
GA7859	P148	GA9510	P124	GB0285	P4	GB1124	P24
GA7863	P144	GA9511	P126	GB0287	P110	GB1130	P24
GA8046	P147	GA9513	P144	GB0314	P8	GB1131	P24
GA8047	P144	GA9518	P124	GB0331	P10	GB1132	P24
GA8047	P147	GA9519	P126	GB0331	P18	GB1133	P24
GA8047	P152	GA9526	P76	GB0331	P70	GB1134	P24
GA8047	P152	GA9547	P70	GB0331	P72	GB1147	P24
GA8130	P117	GA9554	P94	GB0361	P76	GB1147	P25
GA8130	P117	GA9576	P121	GB0366	P8	GB1148	P24
GA8135	P149	GA9578	P121	GB0383	P34	GB1171	P24
GA8138	P86	GA9579	P121	GB0387	P34	GB1195	P62
GA8172	P113	GA9612	P113	GB0393	P6	GB1196	P62
GA8312	P82	GA9619	P96	GB0395	P6	GB1197	P62
GA8312	P89	GA9620	P96	GB0396	P6	GB1199	P62
GA8326	P30	GA9646	P76	GB0397	P6	GB1201	P62
GA8328	P35	GA9655	P76	GB0410	P22	GB1203	P62
GA8328	P104	GA9662	P77	GB0425	P58	GB1204	P62
GA8329	P35	GA9663	P77	GB0428	P72	GB1206	P64
GA8329	P104	GA9665	P77	GB0429	P58	GB1216	P44
GA8364	P30	GA9714	P20	GB0430	P62	GB1216	P46
GA8366	P30	GA9846	P98	GB0430	P70	GB1223	P8
GA8371	P29	GA9894	P76	GB0430	P72	GB1224	P8
GA8393	P100	GA9964	P35	GB0444	P62	GB1224	P8
GA8603	P32	GA9964	P54	GB0445	P70	GB1231	P26
GA8641	P32	GA9964	P104	GB0446	P70	GB1237	P26
GA8731	P144	GA9964	P104	GB0455	P70	GB1313	P44
GA8734	P144	GA9978	P147	GB0455	P72	GB1313	P46
GA8735	P144	GA9979	P147	GB0464	P34	GD0453-11	P113
GA8760	P34	GA9979	P152	GB0554	P116	GD0671	P76
GA8844	P133	GA9979	P152	GB0574	P70	GD0677	P113
GA8847	P88	GB0110	P22	GB0673	P64	GD0704	P113
GA8905	P86	GB0115	P30	GB0675	P64	GD0740	P40
GA8905	P120	GB0116	P30	GB0676	P26	GD0740	P86
GA8906	P120	GB0120	P22	GB0697	P25	GD0746	P116
GA8907	P120	GB0165	P114	GB0717	P72	GD0776	P86
GA8910	P120	GB0186	P8	GB0780	P25	GD0829	P58
GA8928	P117	GB0196	P162	GB0815	P25	GD0831	P162
GA8931	P167	GB0218	P74	GB0818	P26	GD0840	P114
GA8948	P119	GB0218	P98	GB0823	P25	GD0840	P116
GA8951	P119	GB0218	P161	GB0901	P72	GD0841	P114
GA8961	P117	GB0239	P16	GB0905	P64	GD0914-10	P100
GA8962	P117	GB0254	P16	GB0907	P26	GD0914-123	P110
GA8971	P82	GB0258	P93	GB0920	P26	GD0914-123	P110
GA8971	P89	GB0265	P4	GB0921	P26	GD0914-128	P110
GA8994	P86	GB0266	P4	GB0926	P26	GD0914-128	P110
GA9097	P128	GB0267	P4	GB0926	P72	GD0914-224	P110

Part No.	Page	Part No.	Page	Part No.	Page	Part No.	Page
GD0914-234	P110	GD1085	P16	GD11963-01	P154	GD13601	P77
GD0914-24	P94	GD10963	P28	GD11988	P120	GD13602	P77
GD0914-25	P94	GD10981	P81	GD11988	P120	GD13603	P77
GD0914-40	P100	GD10984	P28	GD11997	P120	GD13604	P77
GD0914-44	P100	GD10991	P14	GD11997	P120	GD13605	P76
GD0914-63	P94	GD10993	P4	GD12103	P119	GD13606	P77
GD0914-72	P94	GD11001	P4	GD12231	P119	GD13607	P77
GD10036	P6	GD11045	P94	GD12521	P117	GD13608	P77
GD10036	P8	GD11045	P110	GD12522	P117	GD13609	P76
GD10057-01	P186	GD11079	P158	GD12525	P117	GD13610	P76
GD10057-02	P186	GD11089	P144	GD12535	P82	GD13611	P77
GD10057-03	P186	GD11089	P147	GD12545	P82	GD1364	P114
GD10057-04	P186	GD11089	P152	GD12548	P119	GD13643	P121
GD10057-08	P186	GD11089	P152	GD1255	P111	GD13744	P162
GD10057-11	P186	GD11089	P158	GD12550	P119	GD14217	P8
GD10057-12	P186	GD1109	P16	GD1256	P111	GD14217	P76
GD10057-14	P186	GD11120	P100	GD12561	P20	GD14258	P104
GD10057-15	P186	GD11123	P176	GD12561	P20	GD14258	P104
GD10057-17	P186	GD11124	P176	GD12561	P70	GD14413	P110
GD10057-18	P186	GD1113	P8	GD12564	P117	GD14414	P110
GD10057-19	P186	GD11219	P28	GD12567	P89	GD14427	P109
GD10068	P100	GD11239	P18	GD12567	P92	GD14431	P109
GD10070	P100	GD11239	P30	GD12572	P117	GD14432	P110
GD10103	P100	GD11240	P30	GD12585	P82	GD14512	P100
GD10104	P100	GD11259	P4	GD12585	P94	GD14513	P100
GD10123	P100	GD11279	P20	GD12589	P118	GD14528	P42
GD10186	P113	GD11286	P22	GD12692	P86	GD14640	P35
GD10230	P79	GD11297	P30	GD12710	P146	GD14660	P104
GD10230	P79	GD11305	P28	GD12723	P146	GD1512	P186
GD10243	P144	GD11306	P12	GD12724	P146	GD15532	P170
GD1026	P19	GD11315	P22	GD12725	P146	GD15698	P22
GD1026	P28	GD1132	P34	GD13146	P128	GD15699	P24
GD1026	P110	GD11413	P18	GD13310	P128	GD15785	P77
GD1026	P170	GD11413	P30	GD13310	P144	GD15787	P77
GD10273	P178	GD11424	P29	GD13328	P162	GD15799	P48
GD10283	P116	GD11458	P96	GD13348	P124	GD15799	P48
GD10296	P178	GD11474	P149	GD13348	P126	GD15799	P50
GD10297	P178	GD11490	P96	GD13348	P128	GD15799	P50
GD1041	P22	GD11528	P22	GD13348	P145	GD15799	P50
GD1042	P22	GD1162	P186	GD13348	P147	GD15799	P48
GD10519	P34	GD1166	P162	GD13352	P92	GD15803	P35
GD1059L	P29	GD11677	P32	GD13358	P146	GD15804	P35
GD1059R	P29	GD11695	P94	GD13365	P124	GD15804	P54
GD1060	P29	GD11751	P90	GD13366	P126	GD15849-02	P35
GD1061	P30	GD11751	P113	GD13377	P76	GD15849-02	P54
GD1063	P30	GD11751	P117	GD13409	P96	GD15854	P48
GD10637	P94	GD11751	P117	GD13448	P121	GD15854	P48
GD1065	P19	GD11783	P90	GD13449	P121	GD15854	P50
GD10674-04	P114	GD11787	P22	GD13453	P121	GD15854	P50
GD10705	P76	GD11951	P118	GD13524-01	P100	GD15856-01	P48
GD10714	P84	GD11962	P19	GD13598	P77	GD15856-01	P50
GD1083	P22	GD11962	P28	GD13600	P77	GD15856-15	P48

# Numerical Index

M0305-02

Model 3705

Part No.	Page	Part No.	Page	Part No.	Page	Part No.	Page
GD15856-15	P50	GD18118	P149	GD20282	P66	GD24370	P170
GD15856-16	P48	GD18168	P149	GD20282	P68	GD24386	P64
GD15856-16	P50	GD18176	P158	GD20356	P74	GD24448	P92
GD15856-21	P48	GD18275	P104	GD20595	P50	GD24545	P4
GD15856-21	P50	GD18407	P152	GD20595	P88	GD24754	P64
GD15856-23	P48	GD18408	P152	GD20923	P64	GD24827	P176
GD15856-23	P50	GD1862	P176	GD20928	P38	GD24879-01	P64
GD15856-26	P48	GD18628	P154	GD20988	P118	GD24884	P42
GD15856-26	P50	GD18704	P22	GD20989	P118	GD24885	P42
GD15856-28	P48	GD18796	P104	GD20991	P118	GD25508	P124
GD15856-28	P50	GD18811	P135	GD21000	P80	GD25522	P55
GD15856-35	P48	GD18901	P105	GD21080	P62	GD2558	P88
GD15856-35	P50	GD18901	P107	GD2117	P186	GD2558	P98
GD15856-38	P48	GD18901	P154	GD21300	P38	GD2558	P110
GD15856-38	P48	GD19079	P107	GD21300	P54	GD2558	P162
GD15856-38	P50	GD19080	P106	GD21337	P8	GD25644	P38
GD15856-41	P48	GD19123	P134	GD21540	P114	GD25644	P54
GD15856-41	P48	GD19212	P113	GD21540	P116	GD2597	P114
GD15856-41	P50	GD19237	P106	GD2169	P60	GD2597	P116
GD15856-41	P50	GD19238	P106	GD2199	P86	GD26144	P106
GD15867-12	P48	GD19292	P32	GD2199	P179	GD26145	P50
GD15867-12	P50	GD19296	P94	GD22965	P145	GD26145	P88
GD15867-14	P48	GD19333	P22	GD22968	P156	GD26146	P16
GD15867-14	P50	GD19343	P110	GD22974	P156	GD26147	P50
GD15945	P54	GD19344	P110	GD22975	P156	GD26147	P88
GD15967	P146	GD19440	P135	GD23716	P102	GD26264	P66
GD15968	P146	GD19508	P72	GD23717	P102	GD26577	P146
GD16245	P4	GD19509	P70	GD23718	P102	GD26593	P26
GD16489	P102	GD19509	P72	GD23726	P174	GD2681	P162
GD16490	P102	GD19659-03	P60	GD23729	P174	GD26973	P34
GD16922	P40	GD19690-03	P64	GD23730	P174	GD2721	P113
GD1702	P178	GD19690-04	P64	GD23768	P48	GD27607	P64
GD17024	P40	GD19759	P154	GD23768	P50	GD2829	P35
GD17039	P109	GD19790	P22	GD23768	P88	GD2829	P144
GD17039	P146	GD19808	P62	GD23768	P88	GD28390	P4
GD17052	P18	GD19852	P62	GD23774	P10	GD28631	P26
GD17141	P106	GD19864	P62	GD23995	P6	GD29339	P70
GD17143	P106	GD19971	P74	GD24088	P48	GD29413	P72
GD17148	P107	GD19972	P74	GD24088	P50	GD2947	P28
GD17151-06	P104	GD20035	P64	GD24088	P113	GD29507	P18
GD17151-20	P35	GD20036	P64	GD2423	P28	GD29518	P40
GD17151-20	P54	GD20037	P64	GD24297	P50	GD29657	P26
GD17154	P106	GD20044	P106	GD24297	P88	GD2971-10	P28
GD17156	P106	GD20044	P107	GD24299	P50	GD2971-31	P12
GD17156	P106	GD20114	P50	GD24299	P88	GD29798	P4
GD17156	P107	GD20114	P88	GD24305	P48	GD29798	P72
GD1719	P110	GD20194	P60	GD24305	P50	GD2984	P186
GD18010	P104	GD20195	P60	GD24353	P102	GD30708	P50
GD18013	P154	GD20196	P60	GD24354	P102	GD30725	P12
GD18078	P106	GD20252	P74	GD24356	P174	GD30725	P34
GD18084	P106	GD20270	P74	GD24362	P154	GD30882	P38
GD18112	P105	GD20275	P60	GD24364	P102	GD30882	P54

Part No.	Page	Part No.	Page	Part No.	Page	Part No.	Page
GD30902	P100	GD5835	P110	GD9463	P86	GR0434	P96
GD30903	P100	GD5857	P74	GD9464-01	P76	GR0508	P176
GD31305	P38	GD5857	P88	GD9465	P81	GR0664	P22
GD31485	P144	GD5857	P93	GD9467	P81	GR0717	P76
GD3180-06	P86	GD5857	P109	GD9468	P81	GR0761	P132
GD3180-13	P86	GD5857	P170	GD9482	P94	GR0763	P132
GD3180-24	P90	GD5875	P113	GD9498	P81	GR0764	P132
GD3180-30	P6	GD6279-05	P38	GD9499	P84	GR0764	P133
GD3180-32	P74	GD6279-06	P54	GD9509	P89	GR0911	P88
GD3180-33	P105	GD6291	P145	GD9509	P92	GR0912	P88
GD3180-33	P107	GD6551	P109	GD9511	P84	GR0912	P94
GD32092	P144	GD6775	P98	GD9515	P94	GR0912	P98
GD3248	P114	GD6989	P98	GD9516	P86	GR0912	P110
GD33731	P102	GD7127	P109	GD9529	P132	GR0912	P170
GD34021-02	P24	GD7148	P30	GD9529	P132	GR1037	P36
GD3421	P79	GD7258	P30	GD9529	P132	GR1037	P42
GD34774	P26	GD7318	P19	GD9529	P132	GR1037	P76
GD34923	P178	GD7318	P124	GD9530	P132	GR1037	P82
GD35127	P78	GD7318	P128	GD9530	P132	GR1037	P84
GD35274-01	P64	GD7426	P110	GD9530	P132	GR1037	P84
GD35294	P54	GD7426	P170	GD9530	P132	GR1037	P84
GD35339	P78	GD7803	P32	GD9531	P124	GR1037	P86
GD35340	P78	GD7804	P32	GD9533	P128	GR1037	P93
GD35372	P42	GD7817-05	P162	GD9535	P129	GR1037	P113
GD35444	P12	GD7822	P110	GD9536	P126	GR1037	P119
GD3547	P178	GD7831	P162	GD9542-05	P74	GR1037	P124
GD35784-01	P24	GD7867	P100	GD9566-01	P90	GR1037	P124
GD35844	P64	GD7867	P109	GD9667	P100	GR1037	P124
GD35857	P64	GD7907	P178	GD9671	P100	GR1037	P126
GD35858	P72	GD8066-03	P126	GD9724	P34	GR1037	P126
GD3612	P4	GD8188	P40	GD9727	P86	GR1037	P128
GD3623	P176	GD8218	P84	GD9896	P145	GR1037	P128
GD36277	P28	GD8306	P60	GD9964	P113	GR1037	P129
GD36709	P14	GD8306	P74	GM0305-01	P190	GR1037	P129
GD36713	P14	GD8460	P16	GM0305-02	P190	GR1037	P134
GD36856	P12	GD8739	P144	GR0146MPP	P189	GR1037	P138
GD36860	P12	GD8740	P144	GR0150	P114	GR1037	P134
GD36895	P16	GD8741	P144	GR0150	P116	GR1045	P54
GD36896	P42	GD8751	P147	GR0151	P114	GR1045	P128
GD36922	P22	GD8770	P147	GR0151	P116	GR1045	P129
GD36990	P12	GD8771	P147	GR0190	P161	GR1045	P134
GD37001	P64	GD8778	P24	GR0193	P76	GR1104	P166
GD37049	P62	GD8839	P178	GR0195	P161	GR1112	P166
GD3860	P144	GD8893-07	P78	GR0196	P28	GR1116	P166
GD3887	P79	GD9120	P16	GR0196	P88	GR1118	P166
GD3951	P176	GD9254	P32	GR0196	P72	GR1120	P166
GD4014	P76	GD9349	P76	GR0196	P8	GR1123	P166
GD4700	P98	GD9361	P86	GR0200	P161	GR1124	P166
GD4701	P98	GD9362	P80	GR0201	P88	GR1134	P166
GD5506	P79	GD9366	P80	GR0204	P161	GR1146	P162
GD5625	P50	GD9367	P80	GR0267	P162	GR1169	P117
GD5625	P88	GD9462	P86	GR0270	P96	GR1203	P144

Part No.	Page	Part No.	Page	Part No.	Page	Part No.	Page
GR1204	P144	GR1535	P167	GR1961	P38	GR2312	P42
GR1204	P144	GR1540	P167	GR1961	P54	GR2335	P189
GR1205	P144	GR1541	P167	GR1962	P118		
GR1206	P144	GR1542	P167	GR1967	P38		
GR1206	P144	GR1543	P166	GR1967	P54		
GR1207	P144	GR1543	P167	GR1968	P38		
GR1207	P144	GR1544	P167	GR1968	P54		
GR1208	P144	GR1545	P167	GR1969	P38		
GR1208	P144	GR1546	P117	GR1969	P54		
GR1254	P130	GR1569	P22	GR1970	P38		
GR1255	P130	GR1570MPP	P189	GR1970	P54		
GR1256	P130	GR1574	P167	GR1971	P38		
GR1257	P130	GR1599	P121	GR1971	P54		
GR1258	P130	GR1635	P124	GR1977	P38		
GR1259	P130	GR1635	P126	GR1977	P54		
GR1260	P130	GR1635	P128	GR1978	P38		
GR1290	P145	GR1708	P176	GR1978	P54		
GR1292	P104	GR1736	P35	GR1979	P38		
GR1292	P144	GR1736	P54	GR1979	P54		
GR1303	P100	GR1762	P148	GR2000	P38		
GR1304	P100	GR1777	P35	GR2000	P54		
GR1305	P100	GR1777	P54	GR2003	P166		
GR1306	P100	GR1777	P60	GR2041	P133		
GR1321	P132	GR1778	P106	GR2041	P135		
GR1322	P132	GR1783	P106	GR2042	P132		
GR1363	P104	GR1790	P102	GR2067	P92		
GR1363	P144	GR1795	P166	GR2068	P92		
GR1364	P144	GR1797	P166	GR2069	P92		
GR1389	P166	GR1799	P166	GR2070	P92		
GR1414	P149	GR1801	P166	GR2071	P92		
GR1415	P149	GR1802	P166	GR2072	P92		
GR1464	P113	GR1804	P166	GR2073	P92		
GR1465	P121	GR1805	P166	GR2074	P92		
GR1466	P42	GR1806	P166	GR2075	P92		
GR1466	P42	GR1808	P166	GR2076	P92		
GR1466	P42	GR1838	P152	GR2077	P92		
GR1466	P128	GR1839	P152	GR2078	P92		
GR1466	P128	GR1842MPP	P189	GR2109	P38		
GR1466	P41	GR1846	P135	GR2109	P54		
GR1466	P42	GR1848	P22	GR2127MPP	P189		
GR1466	P135	GR1919	P176	GR2154	P22		
GR1467	P42	GR1921	P106	GR2179	P54		
GR1467	P51	GR1939	P135	GR2180	P41		
GR1467	P54	GR1941	P176	GR2181	P41		
GR1467	P41	GR1943	P105	GR2185	P166		
GR1467	P42	GR1946	P51	GR2217	P189		
GR1515	P133	GR1947	P58	GR2233	P105		
GR1525	P120	GR1951	P106	GR2240	P189		
GR1525	P120	GR1952	P106	GR2240MPP	P189		
GR1530	P117	GR1953	P106	GR2241MPP	P189		
GR1532	P119	GR1960	P38	GR2279	P152		
GR1533	P167	GR1960	P54	GR2311	P42		