

MODEL 3665 PIVOT FOLD PLANTER PARTS MANUAL

M0304-02

Rev. 7/24

This manual applies to: Model: 3665 Twin-Line Planters
 2021 Production and on

Record the model number and serial number of your planter along with date purchased:

Serial Number _____

Date Purchased _____

Information in this manual was current at time of printing. However, due to Kinze's ongoing product improvement, production changes may cause your machine to appear slightly different in detail. Kinze Manufacturing, Inc. reserves the right to change specifications or design without notice and without incurring obligation to install the same on machines previously manufactured.

Right hand (R.H.) and left hand (L.H.), as used throughout this manual, are determined by facing in the direction the machine will travel when in use, unless otherwise stated.

ROW UNIT

Pull Row Unit Assembly P1
 Shank Assembly, Seed Tube, and Depth Adjustment P3
 Pneumatic Down Pressure Package Option P5
 Parallel Arms, Mounting Support Plate, and Quick Adjustable Down Forces Springs Option P7
 Ag Leader Electric Clutch P9
 Blue Drive Row Unit P11
 Implement Switch P13
 15" Seed Opener Disc Blade/Bearing Assembly and Scrapers P15
 Gauge Wheels P17
 "V" Closing Wheels P19
 Row Unit Light Mount Bracket and Extension P21
 Hopper Support and Meter Drive P23
 Row Unit Idler P25
 Seed Hopper and Lid P26
 Finger Pickup Seed Meter P27
 Brush-Type Seed Meter 2.0 P29
 Vacuum Seed Meter P31
 Seed Meter Stepper Motor Pinion Press Kit P33
 Granular Chemical (Hydraulic Drive) P35
 Granular Chemical (Blue Drive) P37
 Granular Chemical Hopper (Hydraulic Drive) P39
 Granular Chemical Hopper (Blue Drive) P40
 Granular Chemical Meter and Meter Drive (Hydraulic Drive) P41
 Granular Chemical Meter (Blue Drive) P43
 Row Unit Mounted No Till Coulter P45
 Coulter Mounted Residue Wheels P47
 Coulter Mounted Residue Wheel W/Treader P49
 Hydraulic Down Force, Pull Row Unit P51
 True Speed Row Unit P53
 True Speed Seed Delivery System W/Driver P55
 True Speed Seed Delivery System Assembly P57
 True Speed Seed Meter P61
 True Speed Meter Housing P63
 True Speed Meter Cover P65
 True Speed Mini-Hopper P67

SPLIT ROW

Push Row Unit Assembly P69
 Split Row Hydraulic Drive P71
 Split Row Push Row Unit Drive P73
 Parallel Arms and Face Plate (Split Row) P77
 Shank and Depth Adjustment (Split Row) P81
 Pneumatic Down Pressure Package (Split Row) P83

Even Row Push Unit P85
 Ag Leader Electric Clutch, Push Unit P87
 Split Row Hydraulic Down Force, 12 Row P89
 Split Row Hydraulic Down Force, 16 Row P91
 Even-Row P91
 Split Row Blue Drive P93
 Split Row True Speed P95

VACUUM SYSTEM

Digital Vacuum Gauge, Analog Vacuum Gauge, and Vacuum Fan Assembly P97
 Vacuum Fan Hydraulic Components P99
 Optional Flow Control Needle Valve Kit P101
 Vacuum Fan Motor Valve Block Assembly (Located Below Vacuum Fan Motor Assembly), Hydraulic Drive P102
 Vacuum Fan Motor Valve Block Assembly (Located Below Vacuum Fan Motor Assembly), Blue Drive P103
 Vacuum Hoses, 12 and 16 Row (True Rate) P104
 Vacuum Hoses, 12 Row (True Speed) P105
 Vacuum Hoses, 16 Row (True Speed) P106
 Vacuum Manifolds and Distribution Hoses P107

BULK FILL

Bulk Fill Fan Assembly P109
 Bulk Fill Fan Hydraulic Components P113
 Bulk Fill Fan Hydraulic Components (Vacuum) P115
 Bulk Fill Hoses, 12 Row (Non-True Speed) P117
 Bulk Fill Hoses, 16 Row (Non-True Speed) P118
 Bulk Fill Hoses, 12 Row (True Speed) P119
 Bulk Fill Hoses, 16 Row (True Speed) P120
 Bulk Fill Manifolds and Distribution Hoses P121
 Bulk Fill Entrainer Assembly P123
 Bulk Fill Tank Assembly P125
 Bulk Fill Scale Package (2021 Production) P127
 Bulk Fill Scale Package (2022 Production and On) P129
 Mechanical Row Unit, Bulk Fill P131
 Vacuum Row Unit, Bulk Fill P133
 Split Row Unit, Bulk Fill P135
 Bulk Fill Catwalk P137

BASE MACHINE

Outer Hitch P139
 2-Point Hitch Option P141
 Safety Chain P142
 Blue Drive Only P143
 Inner Hitch, "Y" P143
 Hose Take-up, 12 Row P145
 Hose Take-up, 16 Row P147

Center Frame P149
 Hydraulic Drive P151
 Pneumatic Down Pressure Control Console,
 Sending Unit, and Harnesses P153
 Air Compressor, Dual Solenoid Assembly,
 Tubing, and Fittings P155
 Wing Frame, 12 Row P159
 Wing Frame, 16 Row P161
 Wing Frame Toolbox P164
 Center Pivot P165
 Hose Spring Anchor P167
 Axle Assembly P168
 Transport Wheels/Rock Guards P169
 Ground Drive Wheel P171
 Row Marker Spindle/Hub/Blade P173
 Row Marker Assembly P175
 Row Marker Stand P178

HYDRAULICS

Hydraulic Hoses and Fittings on Hitch P179
 Hydraulic Hoses and Fittings on Planter Frame P183
 Hydraulic Down Force Hoses and Fittings, 12 Row Pull Unit
 (Row Unit Hoppers/Bulk Fill/Blue Drive) P185
 Hydraulic Down Force Hoses and Fittings, 16 Row Pull Unit
 (Row Unit Hoppers/Hydraulic Drive) P187
 Hydraulic Down Force Hoses and Fittings, 16 Row Pull Unit
 (Bulk Fill/Hydraulic Drive) P189
 Hydraulic Down Force Hoses and Fittings, 16 Row Pull Unit
 (Blue Drive) P191
 PTO Pump and Oil Cooler - Single Stage
 (2021-2022 Production) P193
 PTO Pump and Oil Cooler - Dual Stage
 (2022 Production and On) P195
 PTO Pump Hydraulic Schematics
 (2021-2022 Production) P197
 PTO Pump Hydraulic Schematics
 (2021-2022 Production) P198
 Hydraulic Schematics - Blue Drive, Power Pack, and PTO
 Option (2021 Production and On) P199
 Single Stage PTO Reservoir Assembly
 (Non-Blue Drive) P203
 Single Stage PTO Reservoir Assembly (Blue Drive)
 2021 Production Only P205
 Dual Stage PTO Reservoir Assembly (Blue Drive) P207
 PTO Pump Hydraulic Valve Block
 (Bulk Fill/Blue Drive) P209
 PTO Pump Hydraulic Valve Block
 (Bulk Fill/Hydraulic Drive) P210
 PTO Pump Hydraulic Valve Block, Single Stage
 (Bulk Fill/Mechanical or Bulk Fill/Blue Drive) P211
 Wing Down/Seed Rate Manifold Assembly P212
 Wing Down Pressure Cylinder P213

L.H. Wing Lock Up Cylinder P215
 R.H. Wing Lock Up Cylinder P217
 Rotation Cylinder P219
 Wheel Lift Cylinder P220
 Rockshaft Transport Lift Cylinder P221
 Transport Lift Cylinder P223
 Transport Catch Cylinder P225
 Tongue Cylinder P227
 Row Marker Cylinder P229
 Tongue Lock Cylinder P230
 Hydraulic Down Force Cylinder P231
 Valve Block - Located on Hitch P233
 Valve Blocks - Located on Rear Center Frame P235
 Valve Block - Located on R.H. Rear Center Frame P237
 Bulk Fill Valve Block, Hydraulic Drive P238
 Bulk Fill Valve Block, Blue Drive P239
 Solenoid Valve P240
 Flow Control Valve P241
 PTO Hydraulic Valve Block P242
 Hydraulic Flow Control Block P243
 Down Force Manifold Block and In-Line Filter Assembly
 (Conventional/Hydraulic Drive and Blue Drive) P245
 Down Force Manifold Block P247
 (Bulk Fill/Hydraulic Drive) P247
 Down Force Manifold Block P249
 Row Unit Control Block, Pull Row Units P250
 Row Unit Control Block, Interplant Push Row Units P251
 Power Pack Hydraulic Motor Valve Block P252
 PTO Pump Block Assembly P253

ELECTRONICS

Electrical Components P255
 Ag Leader PMM P259
 Ag Leader Interconnect Schematic P261
 Shaft Rotation Sensor P263
 Miscellaneous Electronic Parts P264
 GPS 7500 Receiver Package P265
 PTO Package Electrical Schematic P266
 ISOBUS Electric Clutch Package (2021 Production) P267
 Hydraulic Down Force Display and Harnesses P271
 Hydraulic Down Force, Pull Row P273
 Hydraulic Down Force, Split Row Push Row P275
 Hydraulic Down Force, Split Row Even-Row P276
 Blue Drive Ethernet Interconnect Schematic,
 True Rate P277
 Blue Drive Interconnect Schematic (True Rate),
 12 Row P279
 Blue Drive Interconnect Schematic (True Rate),
 16 Row P281

Miscellaneous Interconnect Components P283
 Blue Drive Ethernet Interconnect Schematic, True Speed
 (12 Row) P285
 Blue Drive Ethernet Interconnect Schematic, True Speed
 (16 Row) P287
 Blue Drive Interconnect Schematic, True Speed P289
 Power Pack Assembly P291
 Blue Vantage Display P295
 Camera P297

FERTILIZER

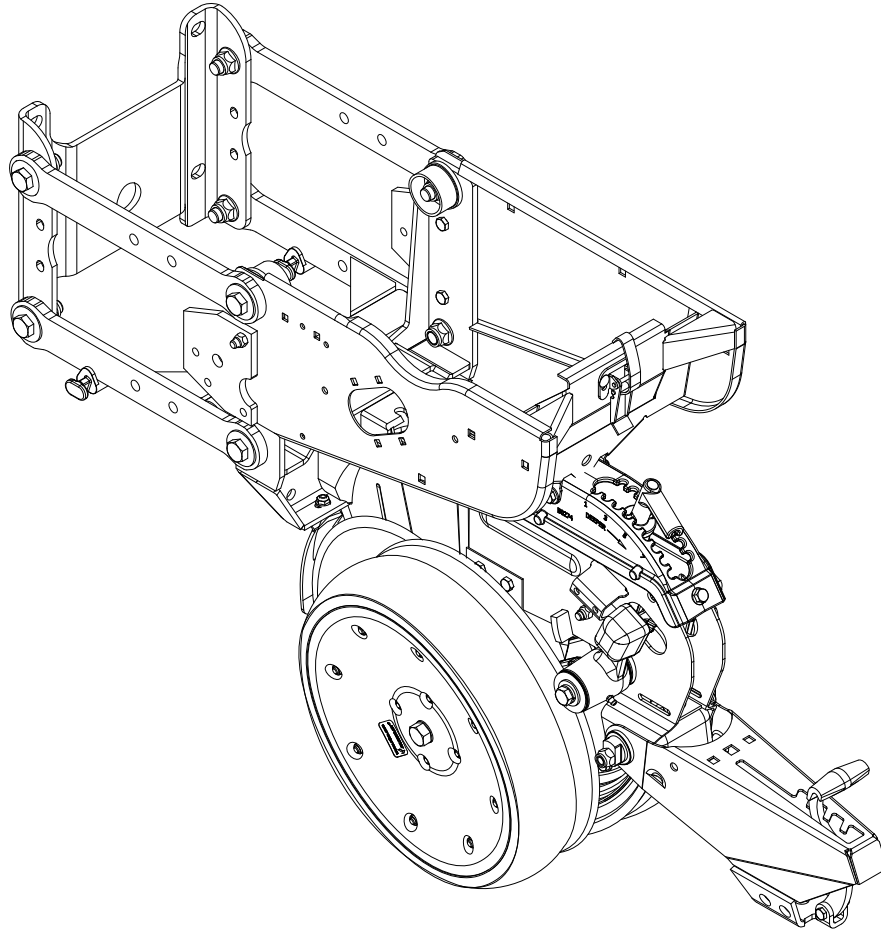
HD Single Disc Fertilizer Opener
 (Blade and Drop Tube) P299
 Notched Single Disc Fertilizer Opener P301
 Depth/Gauge Wheel Attachment for
 Notched Single Disc Fertilizer Opener P303
 Liquid Fertilizer Tube In Furrow P305
 Conventional Liquid Fertilizer Tanks, Saddle,
 Saddle Mounts, and Hoses P307
 Liquid Fertilizer Piston Pump Mount and
 Ground Drive Wheel P311
 Liquid Fertilizer Flow Divider Mount and Hoses P313
 Liquid Fertilizer Piston Pump
 (Uses 18 Tooth Sprocket) P315
 Liquid Fertilizer Piston Pump Flow Divider P317
 Rear Trailer Hitch P319
 Rear Trailer Hitch Steps (Bulk Fill) P321

DECALS, PAINT, AND MISCELLANEOUS P323

NUMERICAL INDEX P336

This page left blank intentionally.

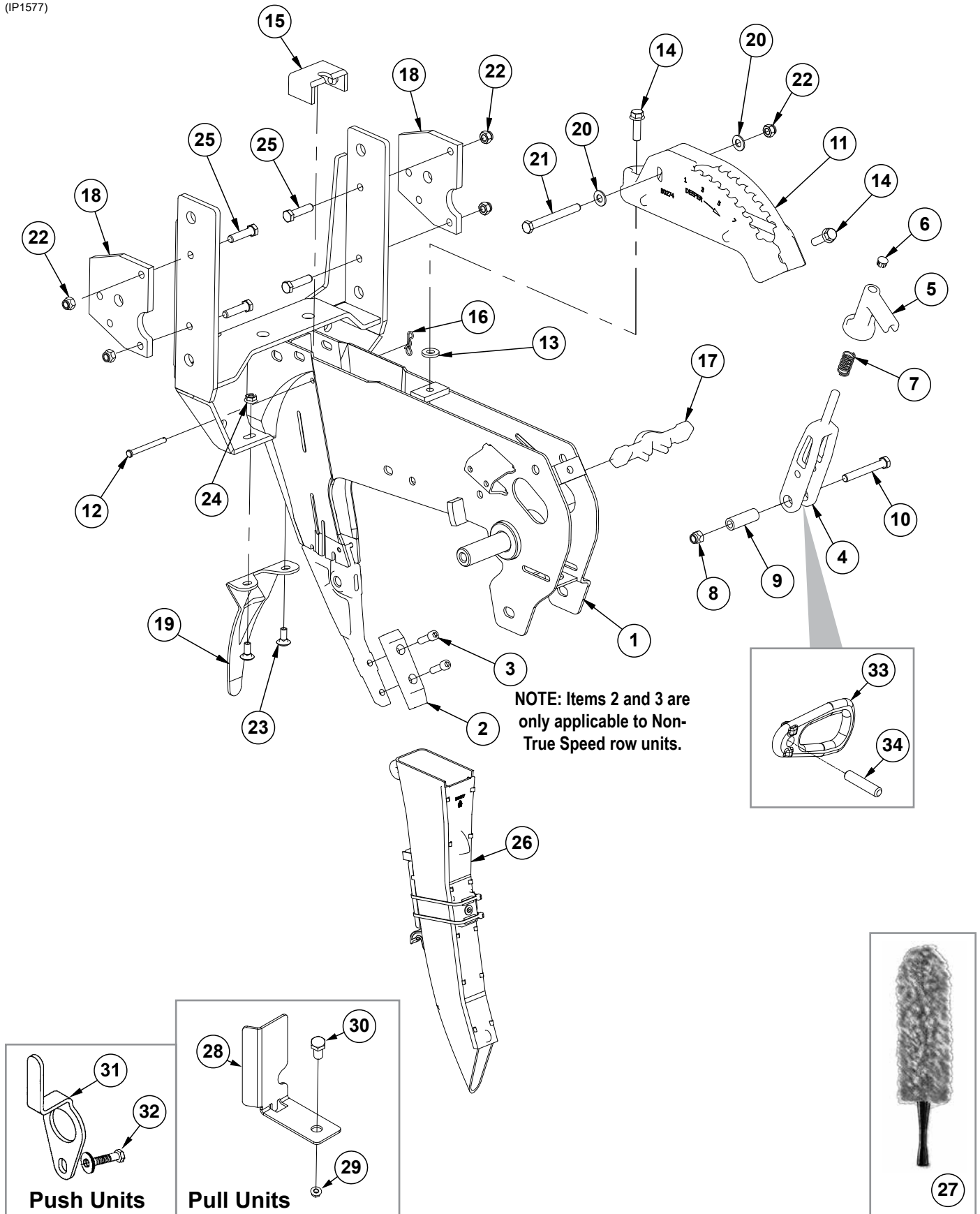
NOTE: Row unit assembly does not include the following: seed meter assembly, seed tube assembly, row unit hopper assembly, closing wheels, or seed meter clutch.



ITEM	PART NO.	QTY. (Per Row)	DESCRIPTION
1	G10502X	1	Pull Row Unit Assembly, Standard Gauge Wheel
2	G10984X	1	Pull Row Unit Assembly, Spoked Gauge Wheel
3	G10920X	1	Pull Row Unit Assembly, Standard Gauge Wheel (True Speed)
4	G10921X	1	Pull Row Unit Assembly, Spoked Gauge Wheel (True Speed)

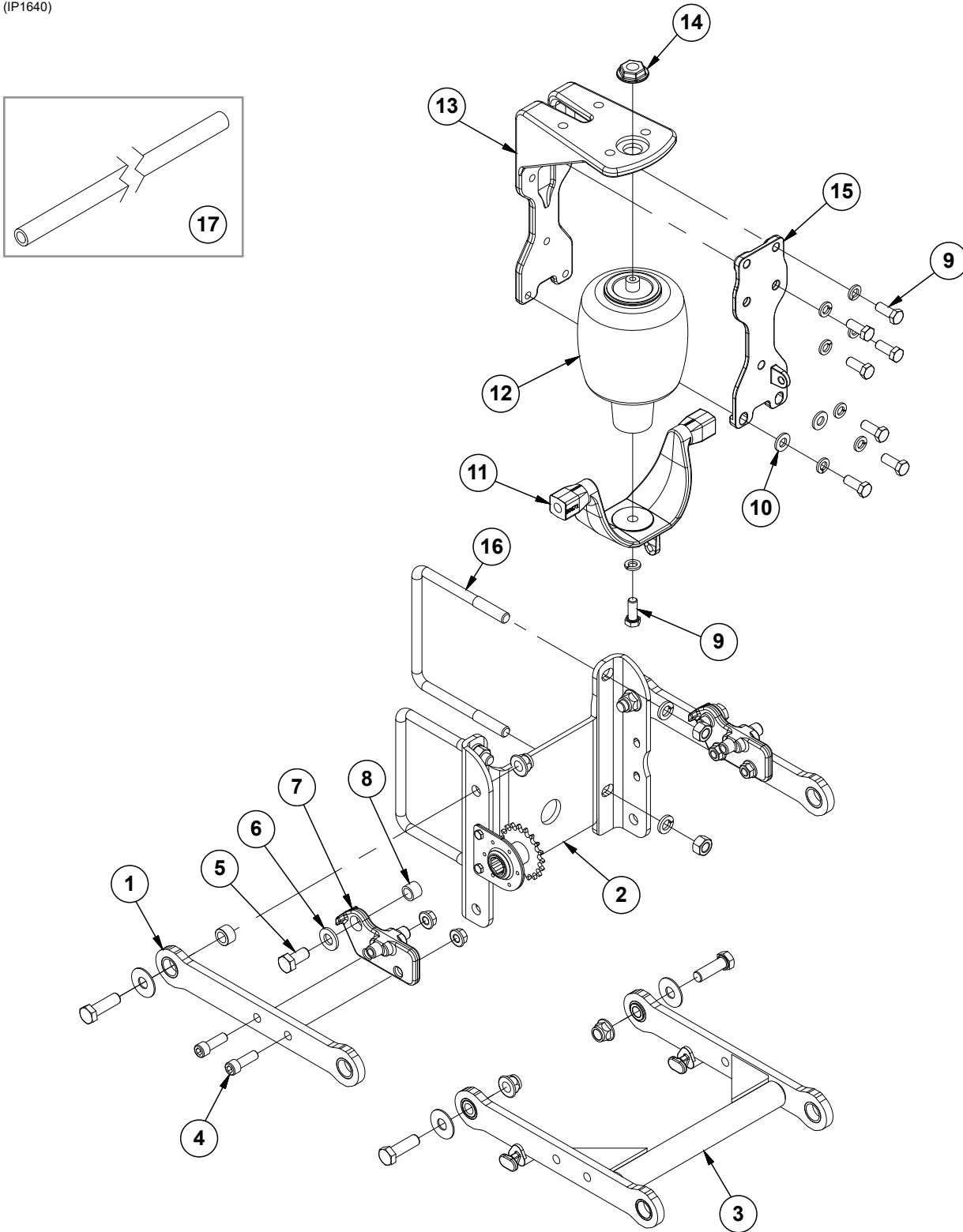
This page left blank intentionally.

(IP1577)



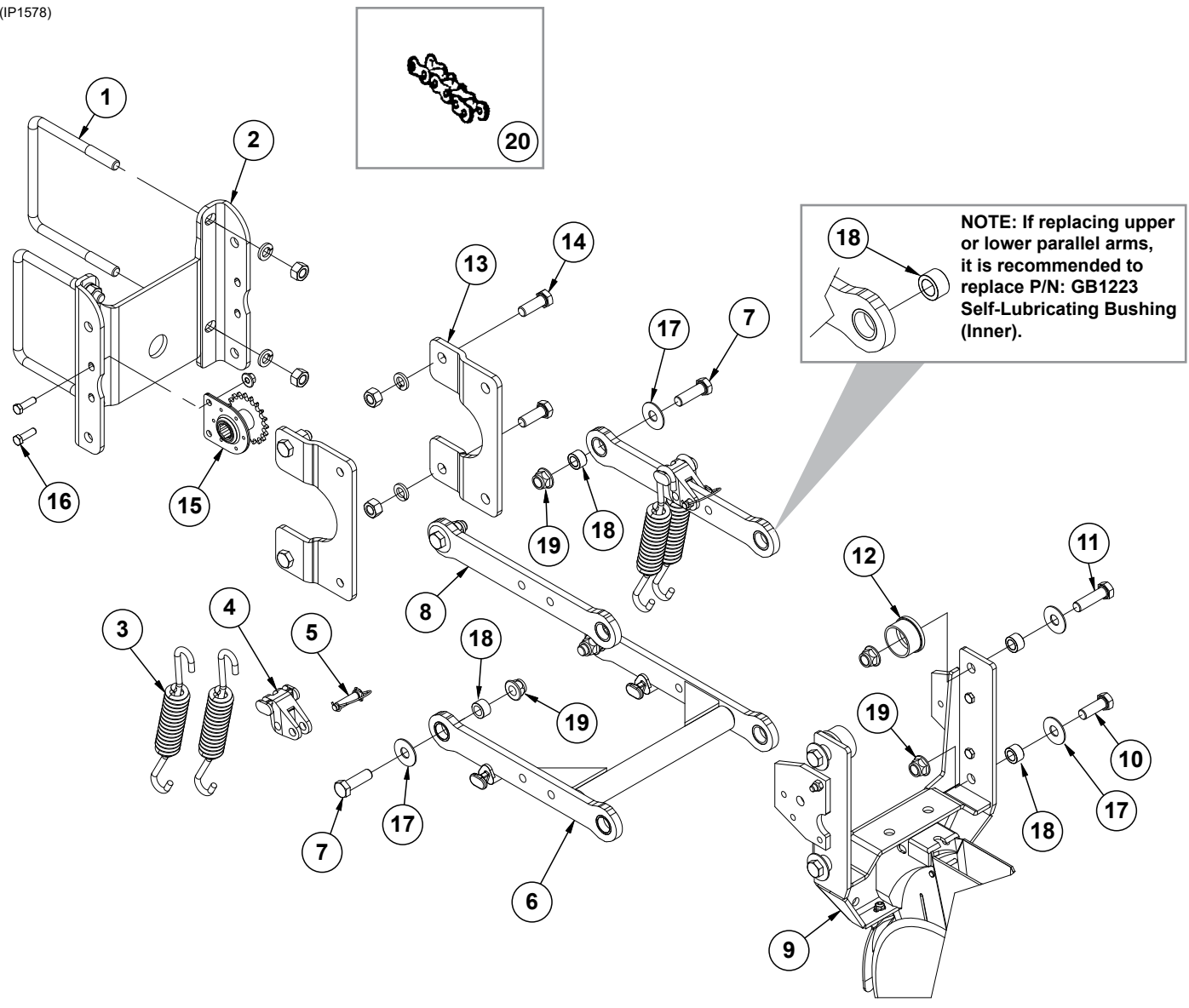
ITEM	PART NO.	QTY. (Per Row)	DESCRIPTION
1	GA10157	1	Shank W/Gauge Wheel Pivot Spindle and Set Screw (Non-True Speed)
	G10258402	1	Shank W/Gauge Wheel Pivot Spindle and Set Screw (True Speed)
	GD11001	-	Spindle
	G10438	-	Hex Head Cap Screw, 1/2"-13 x 3/4"
2	G10038601	1	Scraper
3	G10500901	2	Hex Socket Head Cap Screw, 5/16"-18 x 1"
4	GB0267	1	Lever, Depth Adjustment
5	GB0266	1	Handle, Depth Adjustment
6	GD3612	1	Cap Plug
7	GD10993	1	Spring
8	G11591	1	Hex Lock Nut, 3/8"-24, Grade C
9	GD11259	1	Sleeve, 3/8" I.D. x 5/8" O.D. x 1 ²⁵ / ₃₂ " Long
10	G11592	1	Hex Head Cap Screw, 3/8"-24 x 2 ³ / ₄ ", Grade 8
11	GB0274	1	Cover, Depth Adjustment
12	G10551	1	Clevis Pin, 1/4" x 2 1/2"
13	G10207	1	Washer, 7/8" O.D. x 1 ³ / ₃₂ " I.D. x .134" (If Applicable)
14	G11015	2	Hex Washer Head Cap Screw, 3/8"-16 x 1 ¹ / ₄ "
15	GD16245	1	Sun Shade (Rubber)
16	G10122301	1	Bow Tie Cotter Pin
17	GB0265	1	Pivot Link, Depth Adjustment
18	GD24545	2	Row Unit Stop
19	GD28390	1	Shield
20	G11387	2	Flat Washer, 3/8" SAE
21	G10061	1	Hex Head Cap Screw, 3/8"-16 x 3 1/2"
22	G10108	4	Lock Nut, 3/8"-16
23	G10312	2	Carriage Bolt, 5/16"-18 x 3/4"
24	G10620	2	Serrated Flange Nut, 5/16"-18
25	G10003	3	Hex Head Cap Screw, 3/8"-16 x 1 ¹ / ₂ "
26	G10745401	1	Seed Tube Assembly
27	G10475701	1	Seed Tube Brush, Microfiber
28	GD29798	1	Chain Guard
29	G10071	1	Serrated Flange Nut, 1/2"-13
30	G10014	1	Hex Head Cap Screw, 1/2"-13 x 1"
31	GD17014	1	Hose Guide, Push Units
32	G10047	1	Hex Head Cap Screw, 3/8"-16 x 1 ³ / ₄ "
	G11387	2-3	Flat Washer, 3/8" SAE
	G10108	1	Lock Nut, 3/8"-16
33	GB0285	1	Collar, Depth Adjustment (Non-Blue Vantage)
	GA27146		Collar, Depth Adjustment (Blue Vantage)
34	G10402701	1	Pin, 3/8" x 1 ² / ₃ "

(IP1640)



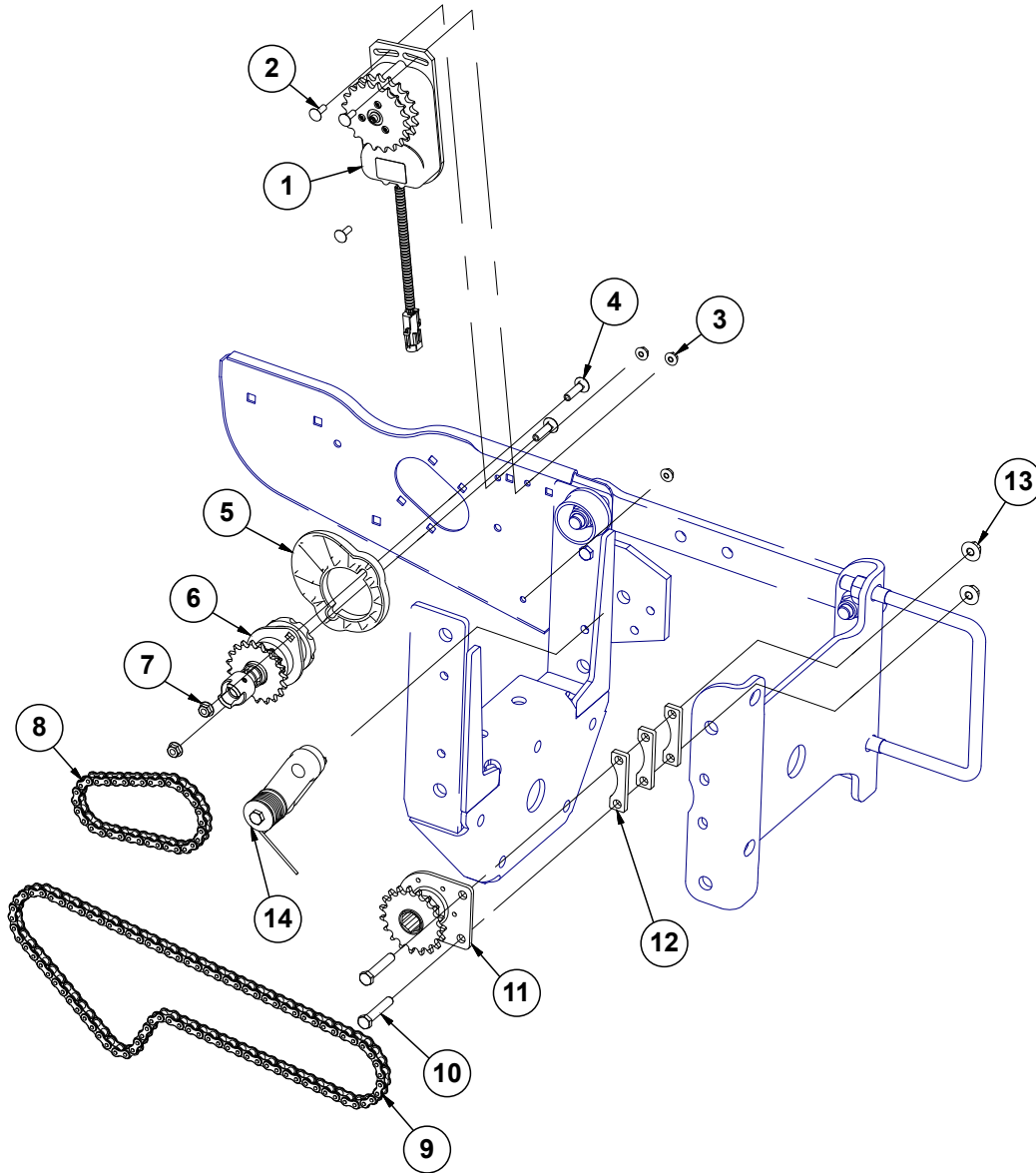
ITEM	PART NO.	QTY. (Per Row)	DESCRIPTION
1	---	2	See "Parallel Arms, Mounting Support Plate, and Quick Adjustable Down Forces Springs Option" on page P7
2	GD10036	1	Mounting Support Plate
3	---	1	See "Parallel Arms, Mounting Support Plate, and Quick Adjustable Down Forces Springs Option" on page P7
4	G11220	4	Hex Socket Cap Screw, 1/2"-13 x 1 1/2"
	G10071	4	Serrated Flange Nut, 1/2"-13
5	G11018	2	Hex Head Cap Screw, 5/8"-18 x 1 1/4"
6	G11391	2	Flat Washer, 5/8" SAE
7	GB0395	2	Bracket
8	GD3180-30	2	Sleeve, 7/8" O.D. x 5/8" I.D. x 2 1/32"
9	G10037	8	Hex Head Cap Screw, 1/2"-13 x 1 1/4"
	G10228	8	Lock Washer, 1/2"
10	G11389	2	Flat Washer, 1/2" SAE
11	GD23995	1	Saddle
12	GA11982	1	Air Spring Assembly
13	GB0396	1	Head Mount
14	GB0397	1	Shoulder Nut, 3/4"-16
15	GB0393	1	Plate
16	---	---	See "Parallel Arms, Mounting Support Plate, and Quick Adjustable Down Forces Springs Option" on page P7
17	GD17150-17	---	Nylon Tubing, 3/8" O.D. x 250'

(IP1578)



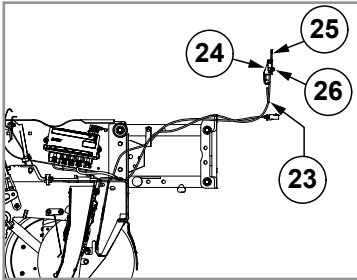
ITEM	PART NO.	QTY. (Per Row)	DESCRIPTION
1	GD1113	2	U-Bolt, 5" x 7" x 5/8"-11
	G10230	4	Lock Washer, 5/8"
	G10104	4	Hex Nut, 5/8"-11
2	GD10036	1	Mounting Support Plate
3	GD21337	4	Heavy Duty Down Pressure Spring
4	GB0186	2	Spring Anchor
5	GD14217	2	Tab Lock Pin, 7/16" x 1 1/2"
6	G10011201	1	Lower Parallel Arm Assembly
	GB1224		Self-Lubricating Bushing, 1 1/4" O.D. x 1" I.D. x 1/2" (Included in G10011201)
7	G10732	4	Hex Head Cap Screw, 5/8"-18 x 2"
8	G10011101	2	Upper Parallel Arm Assembly
	GB1224	2	Self-Lubricating Bushing, 1 1/4" O.D. x 1" I.D. x 1/2" (Included in G10011101)
9	---	1	See "Shank Assembly, Seed Tube, and Depth Adjustment" on page P3
10	G10751	2	Hex Head Cap Screw, 5/8"-18 x 1 3/4"
11	G10752	2	Hex Head Cap Screw, 5/8"-18 x 2 1/4"
12	GB0314	2	Hopper Mount
13	GB0366	2	Extension Bracket
14	G10751	4	Hex Head Cap Screw, 5/8"-11 x 1 3/4"
	G11976	4	Flat Washer, 5/8" x 1 3/4"
	G11514	4	Non-Serrated Flange Locknut, 5/8"-18
15	GA1720	1	Bearing/Sprocket, 7/8" Hex Bore
16	G10004	2	Hex Head Cap Screw, 3/8"-16 x 1 1/4"
	G11091	2	Serrated Flange Nut, 3/8"-16
17	G11976	8	Flat Washer, 5/8" x 1 3/4"
18	GB1223	8	Self-Lubricating Bushing
19	G11514	8	Lock Nut, 5/8"-18
20	G3303-98	1	Chain, No. 41, 98 Pitch Including Connector Link (Mechanical)
	G3303-108	1	Chain, No. 41, 108 Pitch Including Connector Link (Vacuum)
	G3303-16	1	Chain, No. 41, 16 Pitch Including Connector Link (Used W/Row Unit Extension Brackets)
	GR0196	-	Connector Link, No. 41
A	G6325X	-	U-Bolt Package For 5" x 7" Toolbar, Includes: (2) GD1113, (4) G10230, (4) G10104
B	G1K758	-	Pull Row Unit Parallel Arm Kit, Includes: (2) G10011101, (1) G10011201, (8) GB1223, (8) G11976, (4) G10732, (2) G10751, (2) G10752, (8) G11514, (1) IS1066

(IP1664)

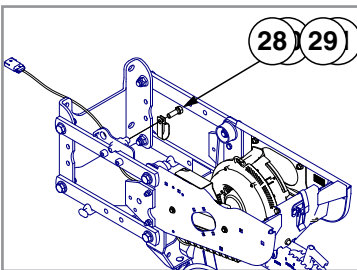
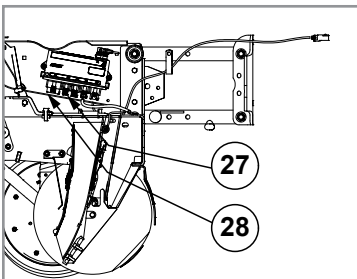


ITEM	PART NO.	QTY. (Per Row)	DESCRIPTION
1	GA16374	1	Electric Clutch
2	G10310	3	Carriage Bolt, 1/4"-20 x 3/4", Grade 2
3	G10621	3	Serrated Flange Nut, 1/4"-20
4	G10338	2	Carriage Bolt, 5/16"-18 x 1 1/4"
5	G11013001	1	Clutch Adapter Plate
6	GA10151	1	Seed Meter Clutch Assembly, 11/19 Tooth (Mechanical) Shown
	GA20640	-	Seed Meter Clutch Assembly, 11/28 Tooth (Vacuum)
7	G10620	2	Serrated Flange Nut, 5/16"-18
8	G3303-34	1	Chain, No. 41, 34 Pitch Including Connector Link (Mechanical)
	G3303-44	-	Chain, No. 41, 44 Pitch Including Connector Link (Vacuum)
9	G3303-88	1	Chain, No. 41, 88 Pitch Including Connector Link (Pull Row Unit) Shown
	G3303-103	4	Chain, No. 41, 103 Pitch Including Connector Link (4 Center Row Units Only)
10	G10048	2	Hex Head Cap Screw, 3/8"-16 x 2"
11	GA1720	1	Bearing/Sprocket, 7/8" Hex Bore
12	GD23774	3	Spacer
13	G11091	2	Serrated Flange Nut, 3/8"-16
14	---	1	See "Row Unit Idler" on page P25

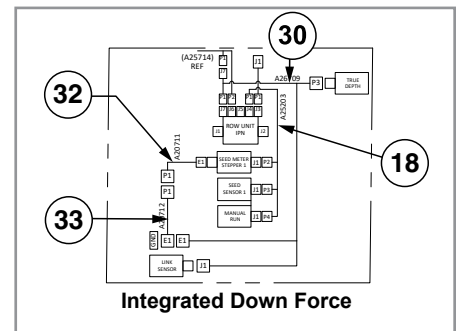
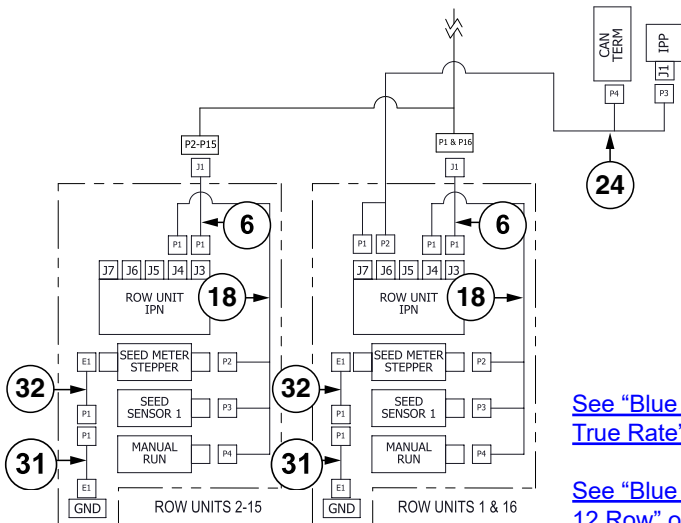
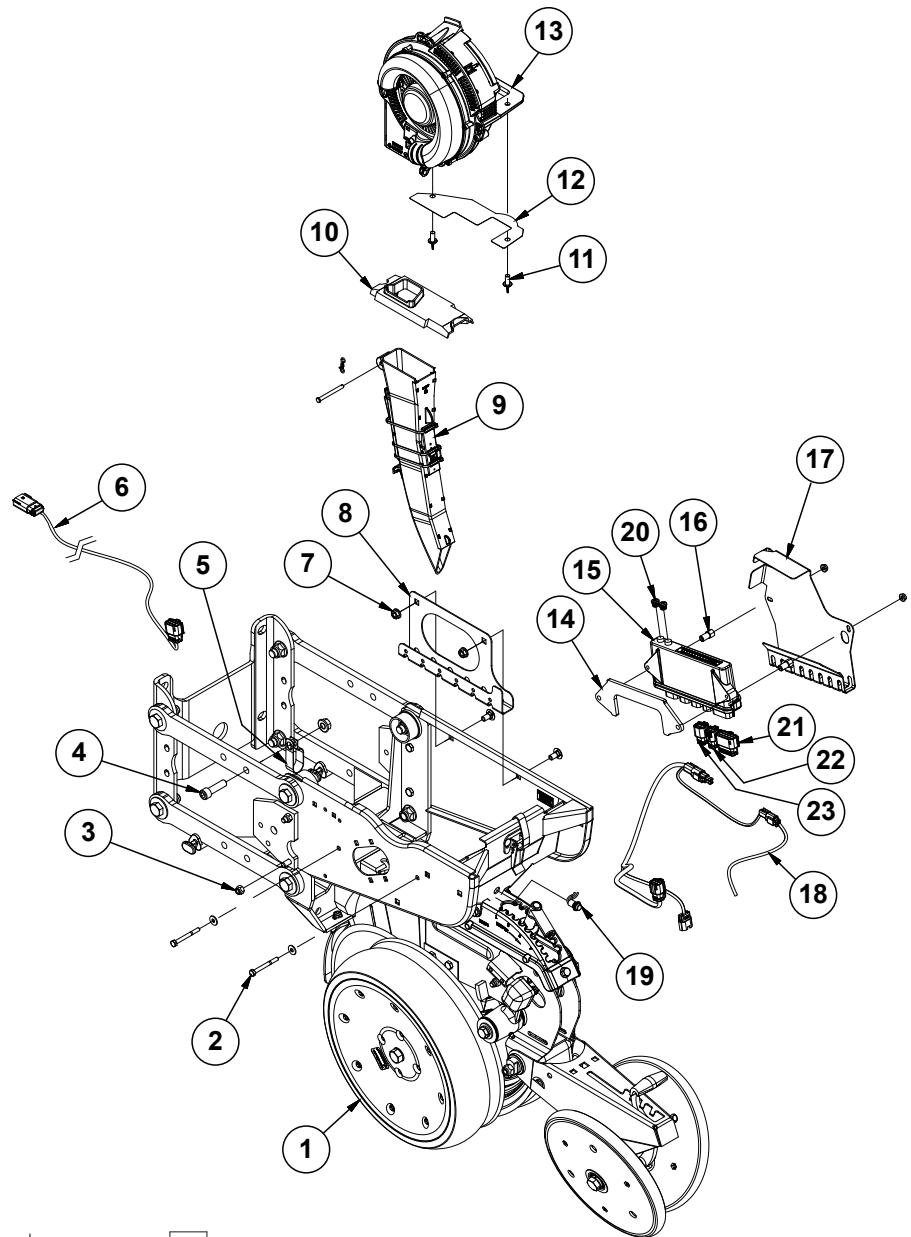
(IP1639)
12 Row
 Row Units No. 1 and No. 12
16 Row
 Row Units No. 1 and No. 16



12 Row
 Row Units No. 2 Thru No. 11
16 Row
 Row Units No. 2 Thru No. 15



P-Clamp Installation When Combined W/PDP Option

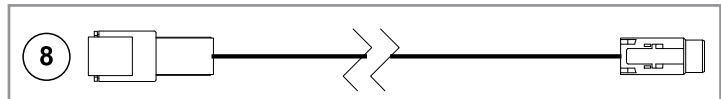
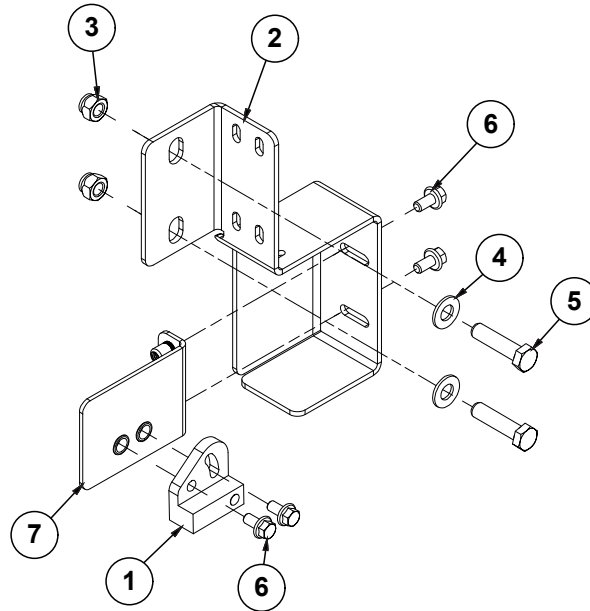


For Additional Information:
[See "Blue Drive Ethernet Interconnect Schematic, True Rate" on page P277](#)

[See "Blue Drive Interconnect Schematic \(True Rate\), 12 Row" on page P279](#)

ITEM	PART NO.	QTY. (Per Row)	DESCRIPTION
1	---	1	See "Parallel Arms, Mounting Support Plate, and Quick Adjustable Down Forces Springs Option" on page P7
2	G11958	2	Hex Head Cap Screw, 1/4"-20 x 2 1/2", Grade 5
	G10209	2	Washer, 1/4" USS
	G10621	2	Serrated Flange Nut, 1/4"-20
3	G10108	1	Lock Nut, 3/8"-16
	G10003	1	Hex Head Cap Screw, 3/8"-16 x 1 1/2"
4	G10116601	1	Hex Socket Head Cap Screw, 1/2"-13 x 1 3/4", Grade 8
	G10071	1	Serrated Flange Nut, 1/2"-13
5	GD36388	1	Double Tube Clamp, 1"
6	GA25029	1	Row Unit Power Extension Harness
7	G10622	2	Serrated Flange Nut, 3/8"-16
	G10308	2	Carriage Bolt, 3/8"-16 x 3/4"
8	GD35058	1	Row Unit Meter Wire Tray
9	GA20914	1	Seed Tube W/Computerized Sensor
	GA20902		Seed Tube (With Holes For Sensor Installation) (Included W/GA20914)
10	GB0926	1	Shank Cover
11	G11009	2	Locking Thumbscrew, 5/16"-18 x 3/4"
12	GD29413	1	Hopper Shim
13	---	1	See "Vacuum Seed Meter" on page P31
14	GD35629	1	IPN Row Unit Plate
15	GA25949	1	IPN Module Assembly
16	GD35609	2	Hex Standoff
17	G10146001	1	IPN Wire Shield
18	GA25038	1	Row Unit Seed Meter Harness
19	GA15485	1	Button
20	GD30726	2	Socket Dust Cover, M12 (See "Blue Drive Ethernet Interconnect Schematic, True Rate" on page P277 for applicable rows)
21	GD35838	1	Sealed Plug, MX150, 2 x 10, Key A W/CPA
22	GD35837	1	Sealed Plug, MX150, 2 x 3, Key A W/CPA
23	GD35836	1	Sealed Plug, MX150, 2 x 4, Key B W/CPA
24	G10210901	-	True Speed 3K Row Unit Harness W/IPP
25	GA21687	-	IPP Module (Outside End Row Only)
26	GD35349	-	IPP Enclosure Bracket
27	G11213	-	Hex Socket Head Cap Screw, 1/4"-20 x 3/4"
	G10621	-	Serrated Flange Nut, 1/4"-20
28	GD35449	1	Double Tube Clamp, 1"
29	G10061	1	Hex Head Cap Screw, 3/8"-16 x 3 1/2"
	G11091	1	Serrated Flange Nut, 3/8"-16
30	GA26709	-	Integrated True Depth Row Unit Harness
31	GA20712	-	Row Unit ESD Drain Harness
32	GA20711	-	Seed Meter Motor ESD Drain Harness

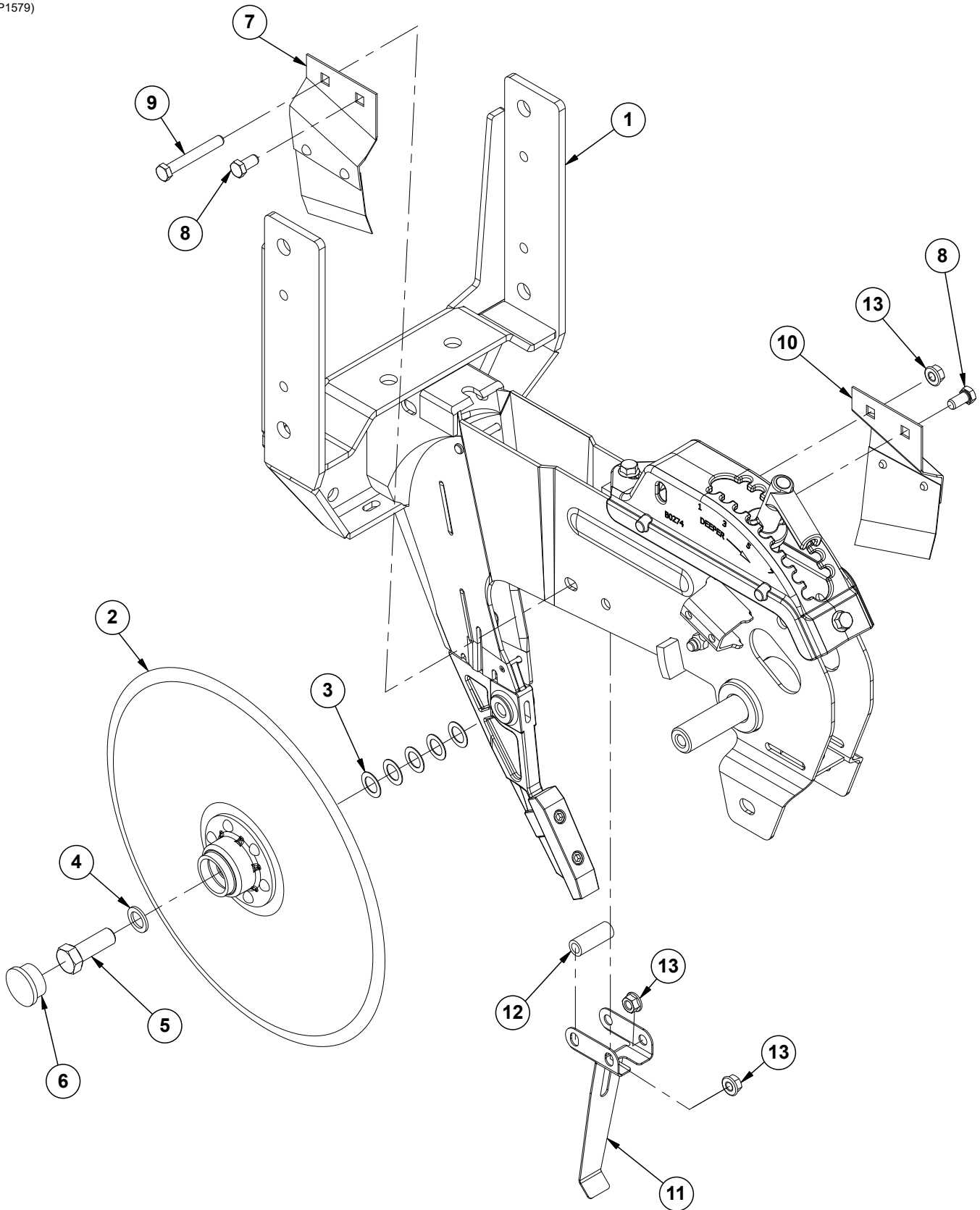
(10096001)



ITEM	PART NO.	QTY.	DESCRIPTION
1	GA18353	1	Position Switch Magnetic Reed
2	G10096201	1	Implement Switch Base Bracket
3	G11091	2	Serrated Flange Nut, 3/8"-16
4	G11387	2	Flat Washer, 3/8" SAE
5	G10003	2	Hex Head Cap Screw, 3/8"-16 x 1 1/2"
6	G11409	4	Hex Serrated Flanged Cap Screw, 1/4"-20 x 1"
7	G10107501	1	Implement Switch Bracket Assembly
8	G10203601	-	Implement Switch Extension Harness, 130"
A	G10096001	-	Implement Switch Assembly, Items 1-7

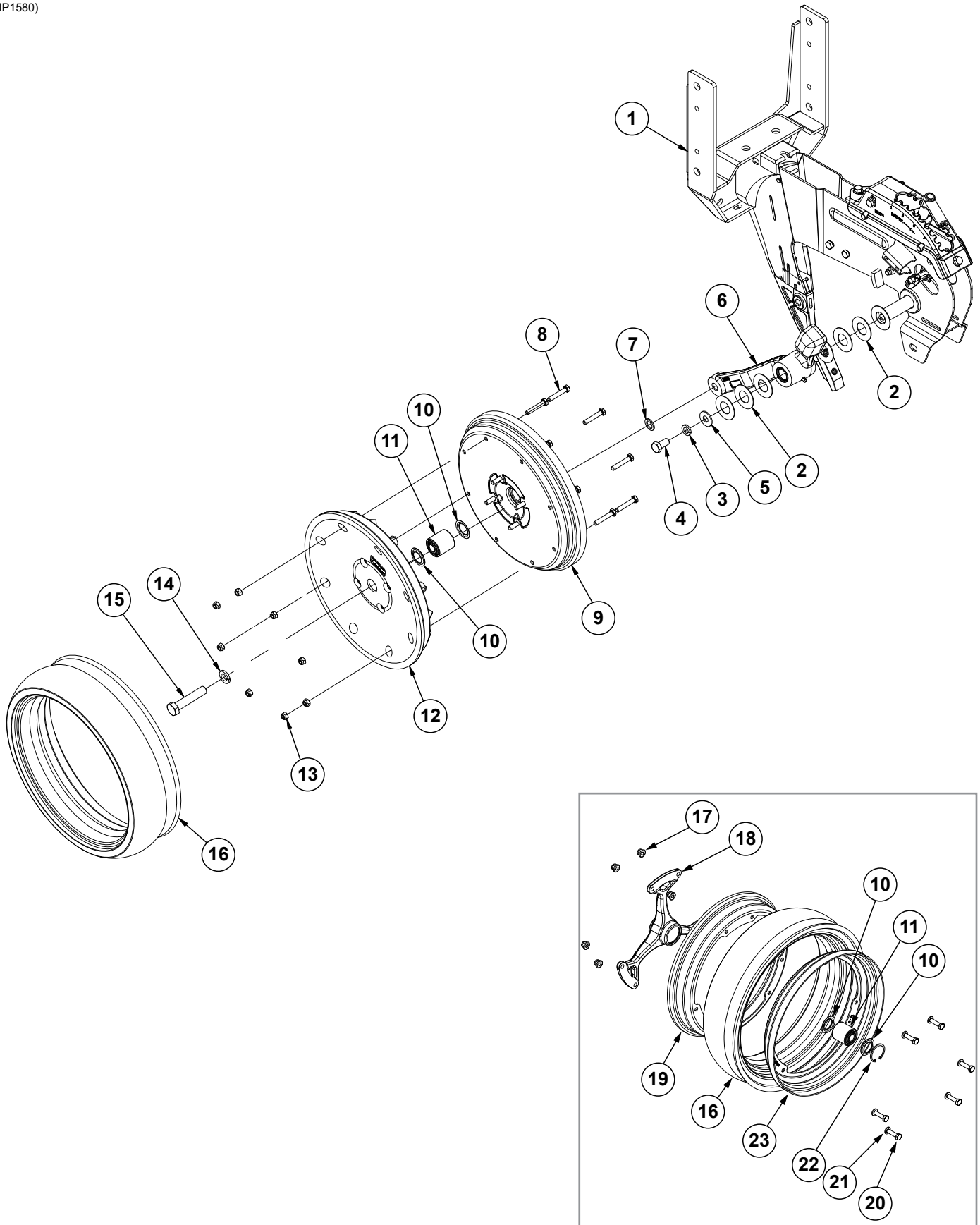
This page left blank intentionally.

(IP1579)



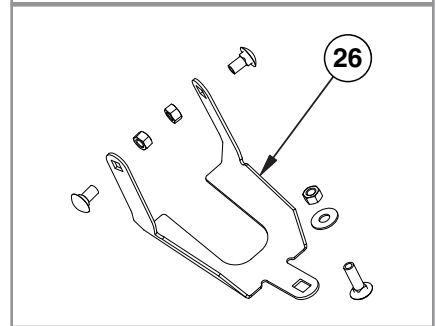
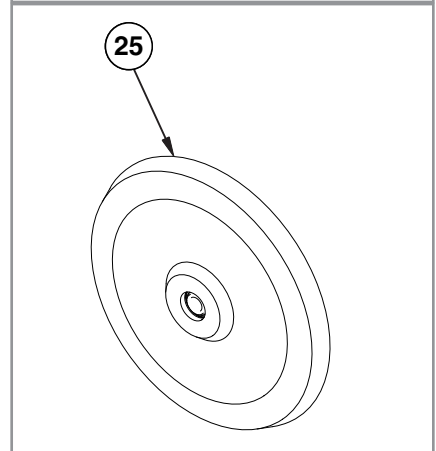
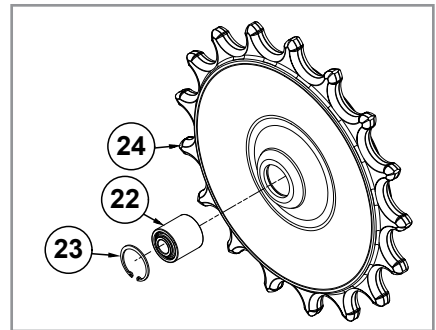
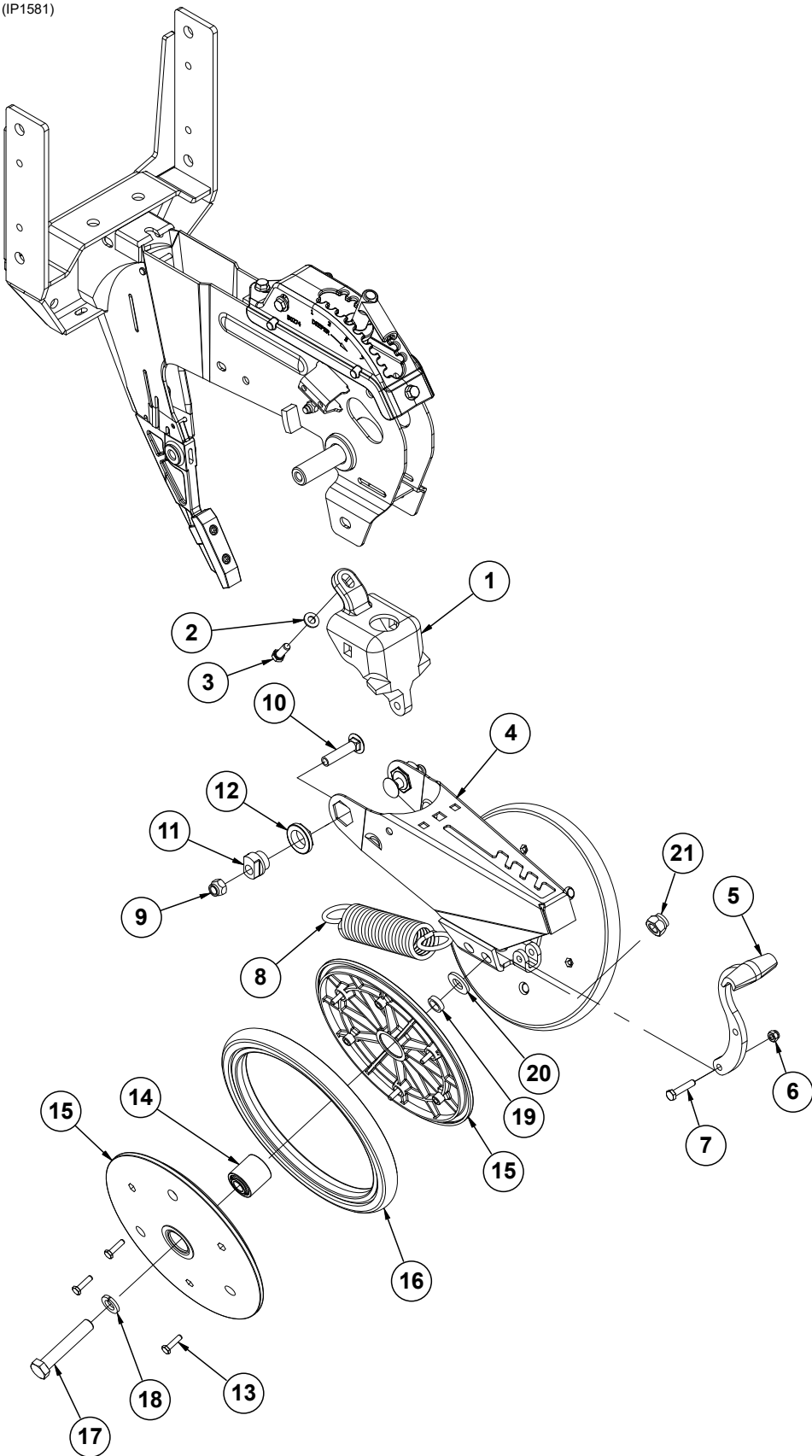
ITEM	PART NO.	QTY. (Per Row)	DESCRIPTION
1	G10037301	1	See "Shank Assembly, Seed Tube, and Depth Adjustment" on page P3
2	G10018801	2	Disc and Bearing Assembly
	GA26920	1	Bearing (Included W/G10018801)
	GD11306	1	Disc Blade, 3.5 mm x 15" (Included W/G10018801)
	GD36860	1	Bearing Housing (Included W/G10018801)
	GD36990	6	Rivet, 1/4" x 9/16" (Included W/G10018801)
3	GD30725	10	Machine Bushing, 5/8" (.030" Thick) (5 Per)
4	G10397801	2	Special Machine Bushing, 5/8" x 1" O.D.
5	GD36856	1	Opener Blade Bolt, 5/8"-11 x 1 3/4", Grade 5
	G10005	1	Hex Head Cap Screw, 5/8"-11 x 1 3/4"
6	G10090401	2	Plastic Ribbed Hub Cap (1 Per)
7	GA2012L	1	Disc Scraper, L.H.
8	G10002	2	Hex Head Cap Screw, 3/8"-16 x 3/4"
9	G10325	1	Hex Head Cap Screw, 3/8"-16 x 2 3/4"
10	GA2012R	1	Disc Scraper, R.H.
11	GD35444	1	Seed Tube Bracket
12	GD2971-31	1	Sleeve, 3/8" I.D x 5/8" O.D. x 1.78" Long
13	G10622	3	Serrated Flange Nut, 3/8"-16

(IP1580)

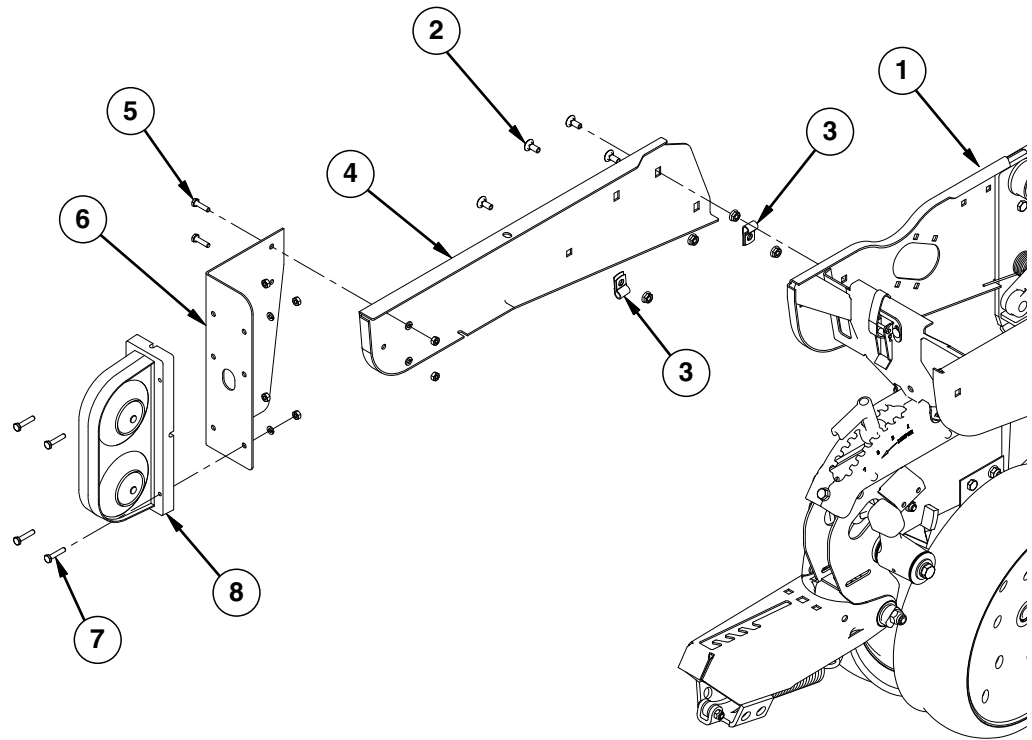


ITEM	PART NO.	QTY. (Per Row)	DESCRIPTION
1	---	-	See "Shank Assembly, Seed Tube, and Depth Adjustment" on page P3
2	G10940	7	Machine Bushing, 1" (.048" Thick)
3	G10228	2	Lock Washer, 1/2"
4	G10014	2	Hex Head Cap Screw, 1/2"-13 x 1"
5	G10216	2	Washer, 1/2" USS
6	GA21677	1	Wheel Arm W/Grease Fitting, Bushings, and Seals, L.H. (Shown)
	GA21676	-	Wheel Arm W/Grease Fitting, Bushings, and Seals, R.H.
	GD10991	2	Seal (Per Arm) (Included W/GA21677 and GA21676)
	GB0276	2	Bushing, 1" I.D. x 1 1/4" O.D. x 1" Long (Per Arm) (Included W/GA21677 and GA21676)
7	G10397801	1	Special Machine Bushing, 5/8" x 1" O.D.
8	G10871701	8	Hex Non-Serrated Cap Screw, M8 x 45
9	G10028701	1	Half Gauge Wheel
	G10871601	4	Hex Non-Serrated Cap Screw, M8 x 25
10	GD36713	2	Gauge Wheel Dust Shield
11	GA6171	1	Bearing
12	GD36709	1	Half Gauge Wheel
13	G10871801	12	Hex Flanged Lock Nut, Nylon Lock - M8
14	G10230	1	Lock Washer, 5/8"
15	G10010	1	Hex Head Cap Screw, 5/8"-11 x 3"
16	G10028601	1	Tire, 4 1/2" x 16
17	G10335001	6	Flange Wheel
18	G10334701	1	Flange Hub
19	G10334901	1	Flange Wheel
20	G10335101	6	Screw, M8 x 30/8.8
21	G11386	6	Flat Washer, 5/16" SAE
22	G10335201	1	Elastic Ring
23	G10334801	1	Flange Wheel
A	G10028801	-	Standard Gauge Wheel Complete (Items 8-13 and 16)
B	G1K296	-	Gauge Wheel Arm Bushing and Seal Driver Kit, Includes: (1) Seal Driver, (1) Bushing Driver, (1) Instruction
C	G10322501	-	Spoked Gauge Wheel Complete (Items 10-11 and 16-23)

(IP1581)



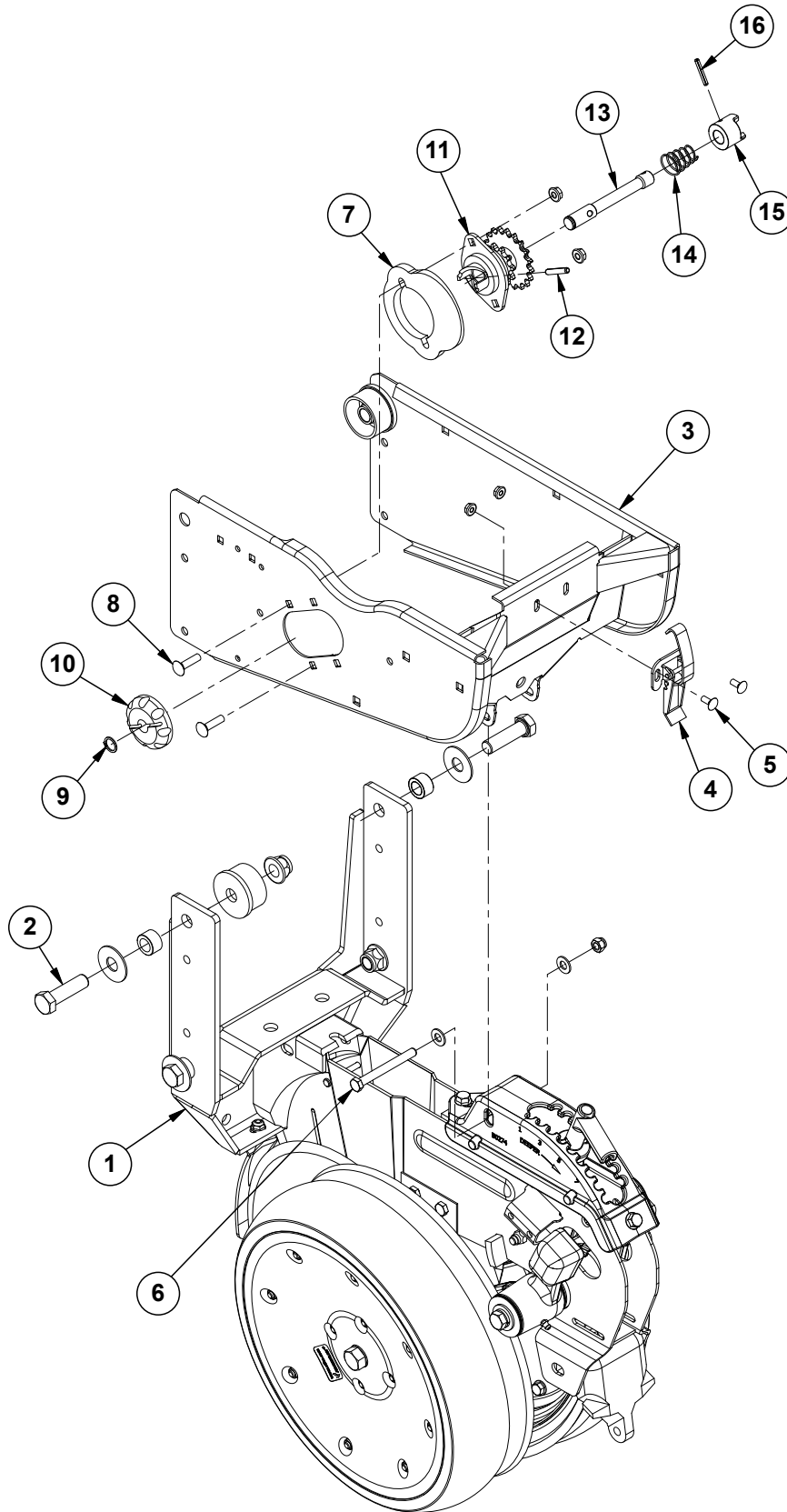
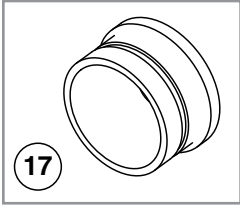
ITEM	PART NO.	QTY. (Per Row)	DESCRIPTION
1	GB0268	1	Wheel Arm Mount
2	G11387	1	Flat Washer, 3/8" SAE
3	G10001	1	Hex Head Cap Screw, 3/8"-16 x 1"
4	GA15197	1	Closing Wheel Arm
5	GB0254	1	Lever
6	G10109	1	Lock Nut, 5/16"-18, Grade 8
7	G10133	1	Hex Head Cap Screw, 5/16"-18 x 1 1/2"
8	GD8460	1	Spring
9	G10111	2	Lock Nut, 1/2"-13
10	G11419	2	Carriage Bolt, 1/2"-13 x 2 1/4"
11	GB0239	2	Eccentric Bushing
12	GB0282	2	Stepped Bushing
13	G10064	6	Hex Head Cap Screw, 1/4"-20 x 1"
14	GA6171	1	Bearing
15	GD9120	2	Nylon Half Wheel
16	GD1085	1	Rubber Tire, 1" x 12"
17	G10013	2	Hex Head Cap Screw, 5/8"-11 x 3 1/2"
18	G10230	2	Lock Washer, 5/8"
19	GD1109	2	Bushing, 4 1/64" I.D. x 7/8" O.D. x 1/4" Long
20	G11391	2	Flat Washer, 5/8" SAE
21	G10107	2	Lock Nut, 5/8"-11
22	GA6171	1	Bearing (Included W/GA26958)
23	G11862	1	Internal Retaining Ring (Included W/GA26958)
24	GA26958	1	Spiked Closing Wheel Assembly (Includes Items 22 and 23)
25	GA6597	1	Cast Iron Closing Wheel W/Bearing
	GA6171	1	Bearing
26	G1K345	-	Closing Wheel Shield Kit W/Hardware and Instruction
	GD26146	1	Closing Wheel Shield (Included W/G1K345)
	G10599	1	Carriage Bolt, 3/8"-16 x 1 1/4" (Included W/G1K345)
	G10308	2	Carriage Bolt, 3/8"-16 x 3/4" (Included W/G1K345)
	G10101	3	Hex Nut, 3/8"-16 (Included W/G1K345)
	G10229	3	Lock Washer, 3/8" (Included W/G1K345)
	G11387	1	Hardened Washer, 3/8" SAE (Included W/G1K345)
A	GA6434	-	Rubber Closing Wheel Complete W/Bearing (Items 13-16)



ITEM	PART NO.	QTY.	DESCRIPTION
1	---	-	See "Shank Assembly, Seed Tube, and Depth Adjustment" on page P3 See "Parallel Arms, Mounting Support Plate, and Quick Adjustable Down Forces Springs Option" on page P7 See "Hopper Support and Meter Drive" on page P23
2	G10312 G10620	4 4	Carriage Bolt, 5/16"-18 x 3/4" Serrated Flange Nut, 5/16"-18
3	GD6291	2	Insulated Clamp, 3/8"
4	GD36264	1	Light Mount Extension
5	G10064	2	Hex Head Cap Screw, 1/4"-20 x 1"
6	GD12724	1	Bracket
7	G10064 G10110	4 6	Hex Head Cap Screw, 1/4"-20 x 1" Lock Nut, 1/4"-20, Grade B
8	---	-	See "Electrical Components" on page P231

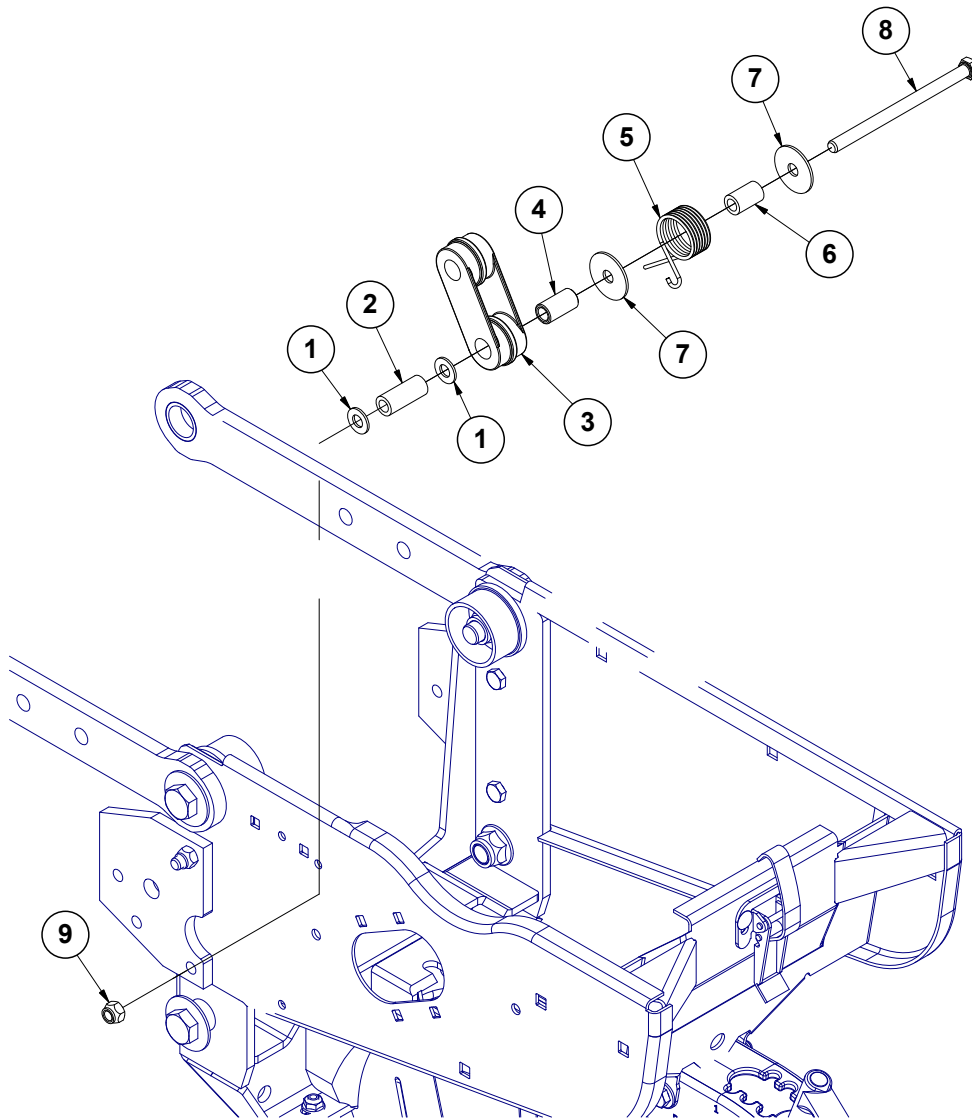
This page left blank intentionally.

(IP1582)



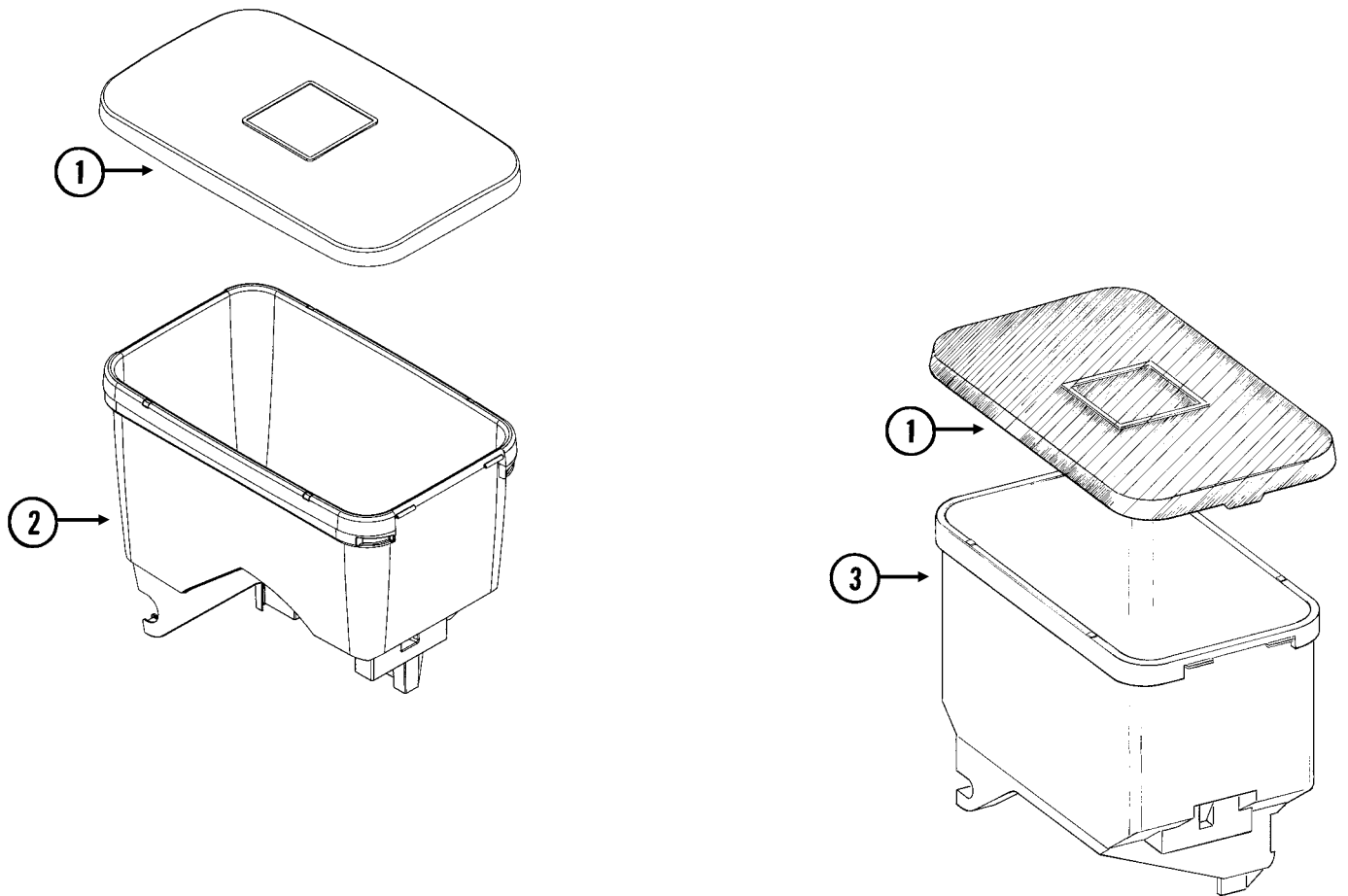
ITEM	PART NO.	QTY. (Per Row)	DESCRIPTION
1	---	1	See "Shank Assembly, Seed Tube, and Depth Adjustment" on page P3
2	G10752	2	Hex Head Cap Screw, 5/8"-18 x 2 1/4"
3	G10329801	1	Hopper Support
4	GA2007	1	Hopper Hold Down Latch
5	G10309	2	Carriage Bolt, 1/4"-20 x 5/8", Grade 2
	G10621	2	Serrated Flange Nut, 1/4"-20
6	G10061	1	Hex Head Cap Screw, 3/8"-16 x 3 1/2"
	G11387	2	Flat Washer, 3/8" SAE
	G10108	1	Lock Nut, 3/8"-16
7	G11013001	1	Clutch Adapter Plate
8	G10338	2	Carriage Bolt, 5/16"-18 x 1 1/4"
	G10620	2	Serrated Flange Nut, 5/16"-18
9	G10567	1	External Retaining Ring, 5/8"
10	GD11239	1	Knob
11	GA10137	1	Double Sprocket and Bearing, Drive Clutch, 11/19 Tooth (Mechanical)
	GA12143	-	Double Sprocket and Bearing, Drive Clutch, 11/28 Tooth (Vacuum)
12	G10602	1	Spring Pin, 1/4" x 1 1/2"
13	GD29507	1	Clutch Shaft
14	GD11413	1	Spring
15	GB0278	1	Coupler
16	G10546	1	Spring Pin, 3/16" x 1 1/4"
17	GD17052	-	Vacuum Plug
A	GA10151	-	Seed Meter Clutch Assembly, 11/19 Tooth (Items 9-16) (Mechanical)
B	GA20640	-	Seed Meter Clutch Assembly, 11/28 Tooth (Items 9-16) (Vacuum)

(IP1584)



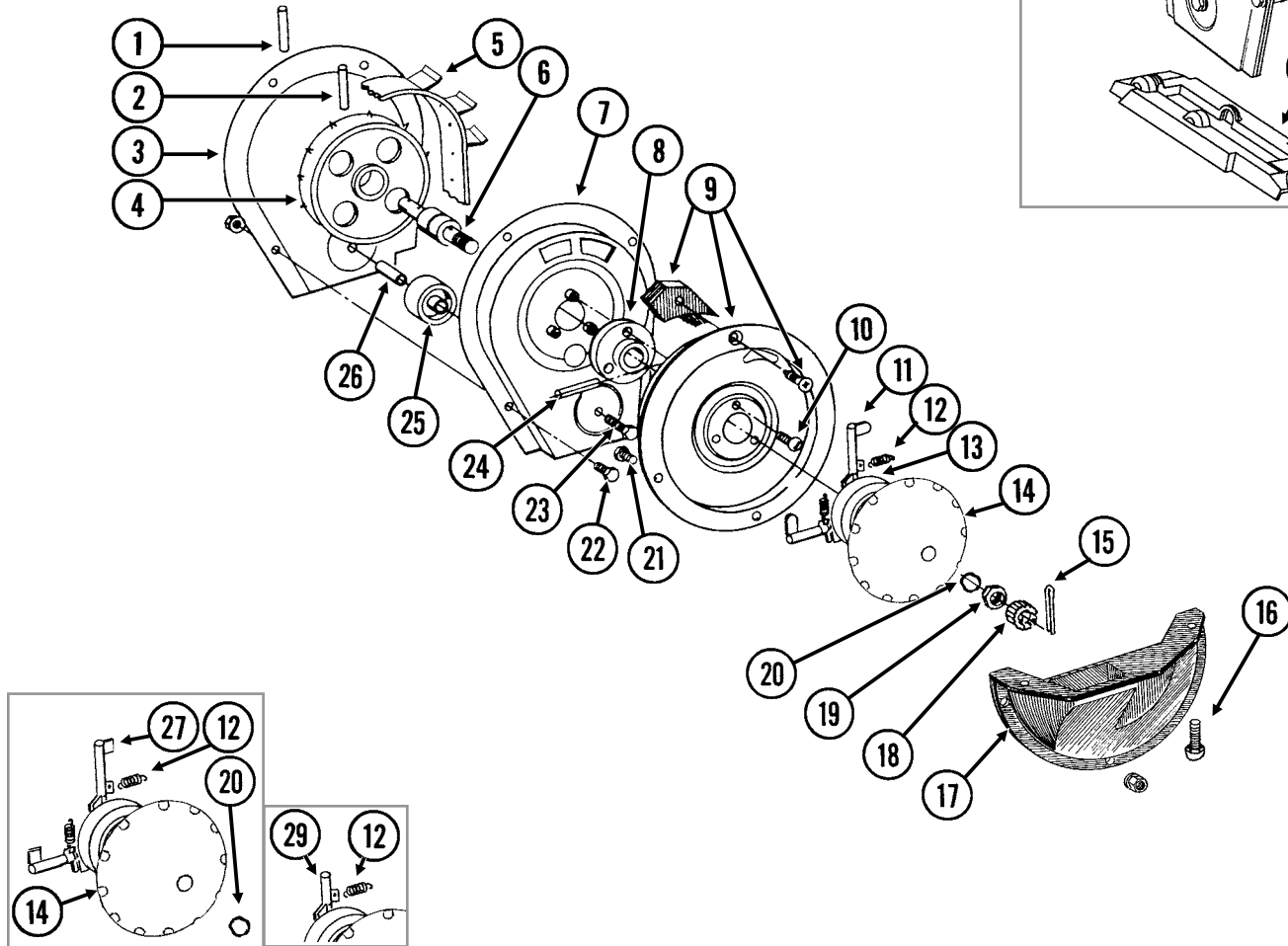
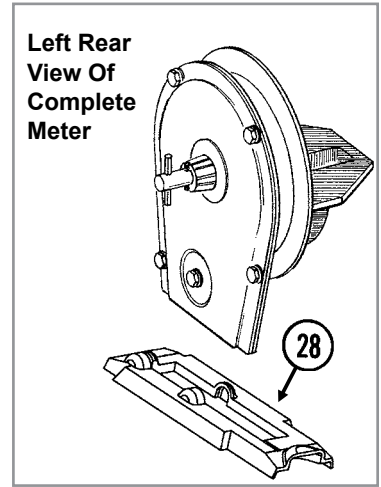
ITEM	PART NO.	QTY. (Per Row)	DESCRIPTION
1	G11387	2	Flat Washer, 3/8" SAE
2	GD23773	1	Chain Idler Spacer
3	GD11962	1	Idler
4	GD1026	1	Sleeve, 1 3/16" Long
5	GD1065	1	Idler Spring
6	GD7318	1	Sleeve, 1" Long
7	G10201	2	Special Washer, 3/8" x 1 1/2" O.D.
8	G10687	1	Hex Head Cap Screw, 3/8"-16 x 5 1/2"
9	G10108	1	Lock Nut, 3/8"-16

(METR12/RU87e)

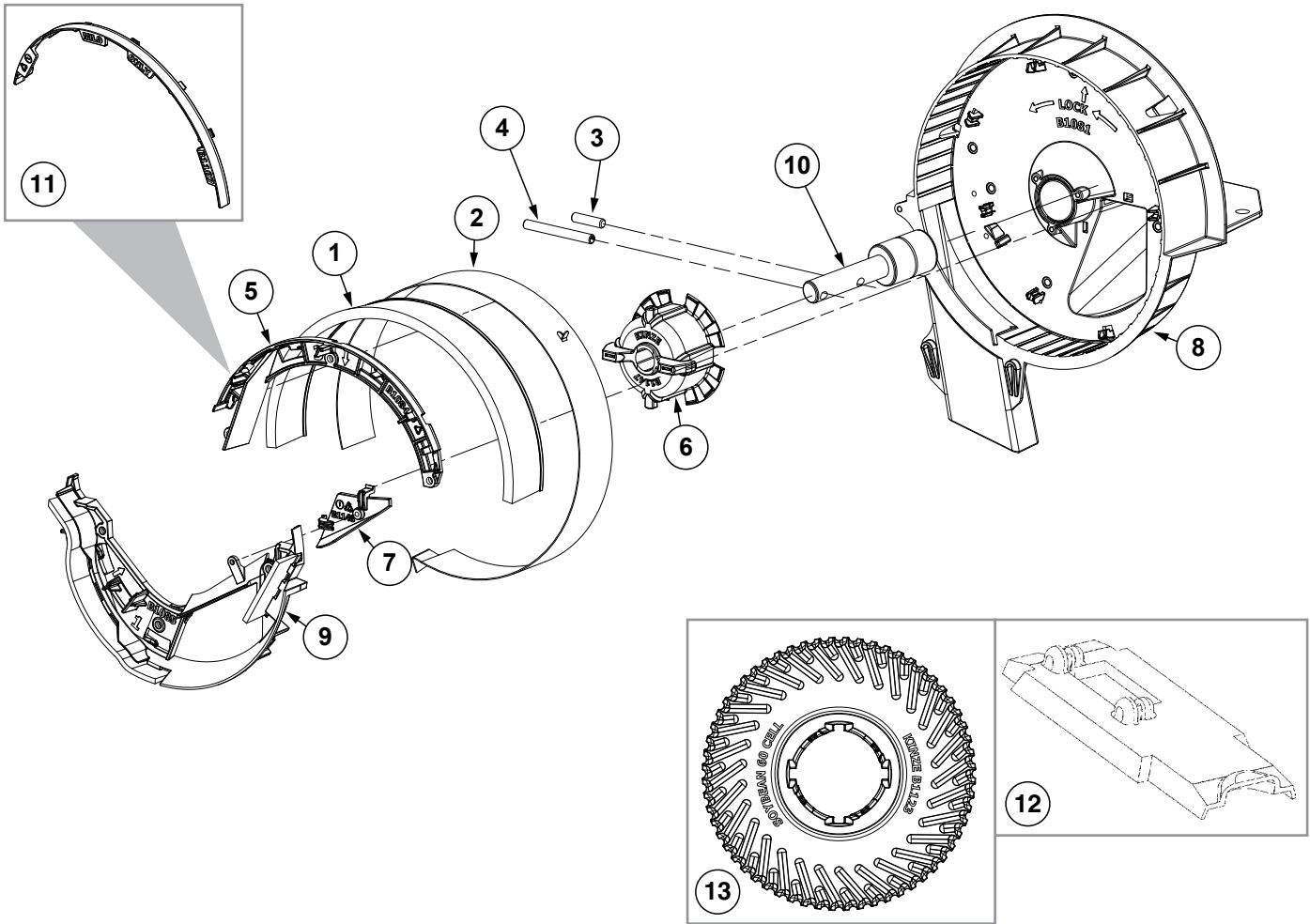


ITEM	PART NO.	QTY.	DESCRIPTION
1	GD11279	1	Lid
2	GA24873	1	Seed Hopper (Vacuum)
	GD12561	-	Threaded Insert, 5/16"-18
3	GA9714	1	Seed Hopper, Reinforced (Mechanical)
	GD12561	-	Threaded Insert, 5/16"-18

RUA015/RUA056/RUA057(RU13k/RU13d)

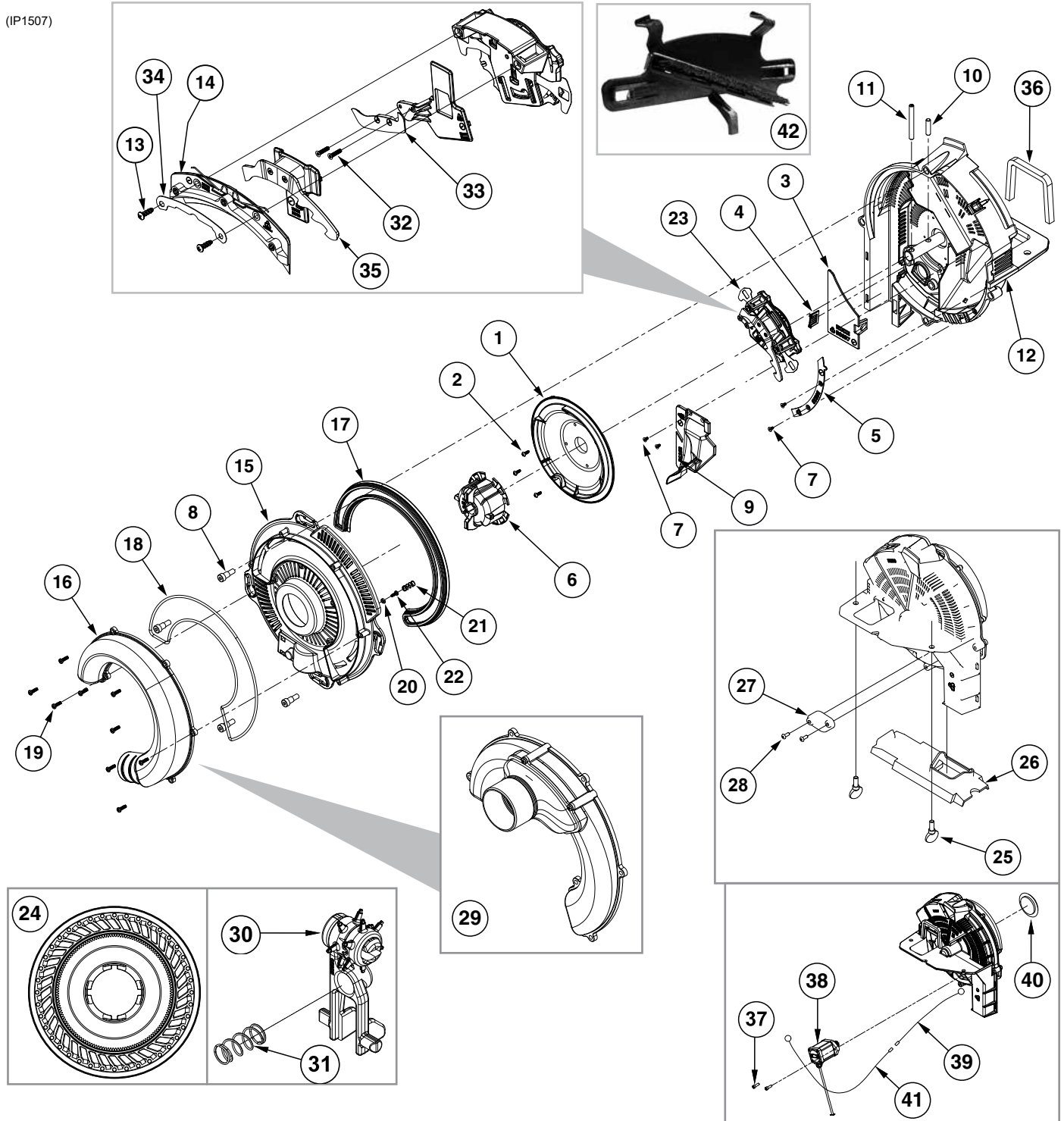


ITEM	PART NO.	QTY. (Per Row)	DESCRIPTION
1	G10602	1	Spring Pin, 1/4" x 1 1/2"
2	G10604	1	Spring Pin, 3/16" x 1 1/2"
3	G10429301	1	Housing Cover
4	GD1041	1	Belt Drive Sprocket
5	GD11286	1	Seed Belt
6	GA2019	1	Bearing
7	G10429101	1	Conveyor Housing
8	GB0110	1	Bearing Housing
9	GR1569	-	Carrier Plate W/Brush and Screw (Corn)
	GR0664	-	Carrier Plate W/Brush and Screw (Sunflower)
	GA2020	-	Brush
	G10690	-	Rolling Thread Screw, No. 10 x 3/4"
10	G10401	3	Slotted Hex Washer Head Screw, No. 10-32 x 5/8"
11	GD18704	12	Finger, Corn
12	GD19790	12	Spring
13	GB0410	1	Cam
14	GD11528	1	Finger Holder
15	G10470	1	Cotter Pin, 5/32" x 1"
16	G11009	2	Locking Thumbscrew, 5/16"-18 x 3/4"
17	GD36922	1	Seed Baffle
18	GD1083	1	Cover Nut
19	G10500	1	Jam Nut, 5/8"-18 UNF
20	GA8343	1	Wave Washer, 5/8" (Triple Wave)
21	G10020	3	Hex Head Cap Screw, 1/4"-20 x 5/8"
	G10323	3	Hex Flange Nut, 1/4"-20, No Serrations
22	G10022	4	Hex Head Cap Screw, 1/4"-20 x 1/2"
	G10621	4	Serrated Flange Nut, 1/4"-20
23	G10021	1	Hex Head Cap Screw, 1/4"-20 x 1 1/2"
	G10621	1	Serrated Flange Nut, 1/4"-20
24	G10603	1	Spring Pin, 1/4" x 1 1/4"
25	GD1042	1	Idler
26	GB0120	1	Bushing, 1 7/64" I.D. x 1 1/32" Long
27	GD19333	12	Finger, Oil Sunflower
28	GD15698	1	Shank Cover, Finger Pickup Seed Meter
29	GD11787	-	Half Rate Blank Finger
A	GR1848	-	Finger Assembly, Corn (Items 11-14 and 20)
B	GR2154	-	Finger Assembly, Oil Sunflower (Items 12, 14, 20, 27, and 30)
C	700-01078	-	Corn Meter Assembly (Items 1-26 and 28)



ITEM	PART NO.	QTY. (Per Row)	DESCRIPTION
1	GA5699	1	Upper Brush
2	GD8778	1	Wear Strip
3	G11448	1	Pin, 1/4" x 1"
4	G10475	1	Spring Pin, 1/4" x 2 1/4"
5	GB1084	1	Upper Brush Retainer (Used W/Soybean and Wheat Discs)
6	GB1147	1	Disc Hub
7	GB1148	1	Lower Retainer Wall
8	G10478101	1	Brush Meter Housing
9	G10476201	1	Lower Brush Retainer Assembly
	G10266501	1	Lower Brush Retainer (Included W/G10476201)
	GD34021-02	1	Brush, 6" (Included W/G10476201)
	GD35784-01	1	Brush, 2" (Included W/G10476201)
10	GA5698	1	Bearing
11	GB1107	-	Upper Brush Retainer (Used W/Milo/Grain Sorghum Discs)
12	GD15699	1	Shank Cover, Brush-Type Seed Meter
13	GB1123		Seed Disc, Soybean, 60 Cell, Black Color-Coded
	GB1171		Seed Disc, Soybean, 54 Cell, Dark Gray Color-Coded
	GB1124		Seed Disc, Soybean, 48 Cell, Dark Blue Color-Coded
	GB1130		Seed Disc, Small Milo/Grain Sorghum, 30 Cell, Orange Color-Coded
	GB1131		Seed Disc, Large Milo/Grain Sorghum, 30 Cell, Light Blue Color-Coded
	GB1132		Seed Disc, High Rate Small Milo/Grain Sorghum, 60 Cell, Red Color-Coded
	GB1133		Seed Disc, High Rate Large Milo/Grain Sorghum, 60 Cell, Yellow Color-Coded
GB1134		Seed Disc, Wheat, 54 Cell, Purple Color-Coded	
A	700-01339	-	Brush Meter 2.0 (Items 1-11)

(IP1507)



ITEM	PART NO.	QTY.	DESCRIPTION
1	GB0815	1	Shield
2	G11965	3	Torx Pan Head Tapping Screw, No. 6-19 x 3/8"
3	GB0697	1	Chute Cover
4	GB0780	1	Brush
5	GB0823	1	Baffle
6	GB1147	1	Disc Hub
7	G11618	4	Torx Flat Head Tapping Screw, No. 6-19 x 1/4"
8	G11172	4	Hex Socket Head Shoulder Screw, 1/4"-20 x 3/8", Stainless Steel
9	GA24878	1	Baffle Assembly

Vacuum Seed Meter

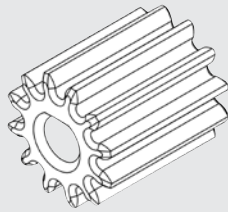
M0304-02

Model 3665


ITEM	PART NO.	QTY.	DESCRIPTION
10	G11448	1	Pin, ¼" x 1"
11	G10475	1	Spring Pin, ¼" x 2¼"
12	GA24877	1	Meter Housing W/Bearing
13	G11578	2	Phillips Pan Head Tapping Screw, No. 8-18 x ½"
14	GA24676	1	Singulator Guide Assembly
15	GB0920	1	Cover
16	GB0818	1	Vacuum Port, Pull Row Unit
17	GB0676	1	Lip Seal
18	GD26593	1	Gasket Housing
19	G11556	9	Phillips Pan Head Tapping Screw, 6-19 x ½"
20	GB0907	1	Retainer Spring
21	G10483101	1	Compression Spring
22	G11619	1	Phillips Pan Head Tapping Screw, No. 6-19 x ¾"
23	GA24752	1	Singulator Assembly (Includes Items 13 and 14)
24	G11152X	1	Seed Disc, Corn (40 Cell) Light Blue Color-Coded, Ejector Wheel, and Spring
	G11047X	-	Seed Disc, Soybean (120 Cell) Black Color-Coded, Ejector Wheel, and Spring
	G11154X	-	Seed Disc, Sugar Beets/Milo, Dark Orange Color-Coded, Ejector Wheel, and Spring
	G11153X	-	Seed Disc, Sunflower (40 Cell) Gray Color-Coded, Ejector Wheel, and Spring
	G11105X	-	Seed Disc, Cotton (60 Cell) Green Color-Coded, Ejector Wheel, and Spring
	G11106X	-	Seed Disc, Black Turtle, Navy Edible Bean and Popcorn (60 Cell) Brown Color-Coded, Ejector Wheel, and Spring
	G11107X	-	Seed Disc, Pinto, Great Northern Edible Beans, and Soybean (60 Cell) Dark Blue Color Coded, Ejector Wheel, and Spring
	GB1237	-	Anti-Static Blank Seed Disc
	GB1231	-	Blank Seed Disc
	G11048X	-	Seed Disc, Soybean (60 Cell) Black Color-Coded
	G11042X	-	Seed Disc, Wheat (54 Cell) Purple Color-Coded
	G11332X	-	Seed Disc, Wheat (231 Cell) Red Color-Coded, Ejector Wheel, Spring, and Wheat Brush Singulator (Item 42)
25	G11009	2	Locking Thumbscrew, ⅝"-18 x ¾"
26	GB0926	1	Shank Cover
27	GD28631	1	Cover Plate
28	G11281	2	Hex Button Head Cap Screw, 10-24 x ½"
29	GA20111	1	Vacuum Port, Push Row Unit
30	G10665101	-	Ejector Arm, Corn
	G10483401	-	Ejector Arm, Soybean (120 Cell)
	G10665001	-	Ejector Arm, Sunflower
	G10664901	-	Ejector Arm, Beets/Milo
	G10614301	-	Ejector Arm, Black Turtle, Navy, Pinto, Great Northern Edible Bean, Popcorn
	G10483201	-	Ejector Arm, Soybean (60 Cell)
	GA26989	-	Ejector Arm, Wheat (54 Cell)
	G10936101	-	Ejector Arm, Wheat (231 Cell)
31	G10483101	-	Compression Spring
32	G11693	2	Torx Flat Head Machine Screw, No. 4-40 x ½"
33	GB0921	1	Lower Blade
34	GD29657	1	Retainer
35	GB0958	1	Outer Blade
36	GD34774	1	Meter Gasket
37	G11588	2	Hex Socket Head Cap Screw, No. 10-24 x ⅝" Grade 8
38	G10494201	1	Meter Stepper Motor
39	GA20711	1	Seed Meter Motor ESD Drain Harness
40	GD29425	1	Dust Cap
41	GA21451	1	Seed Meter Motor ESD Drain Harness
42	G10983301	1	Wheat Brush Singulator Assembly
	G10983101	1	Wheat Brush Mount (Included W/G10983301)
	G10983201	1	Brush (Included W/G10983301)
A	G9903X	-	Vacuum Meter Assembly, Pull Row Unit (Excludes Items 24 and 29-31)
B	G9897X	-	Vacuum Meter Assembly, Push Row Unit (Excludes Items 16, 24, and 30-31)
C	GA20622	-	Cover Assembly (Items 15-22)



1



2

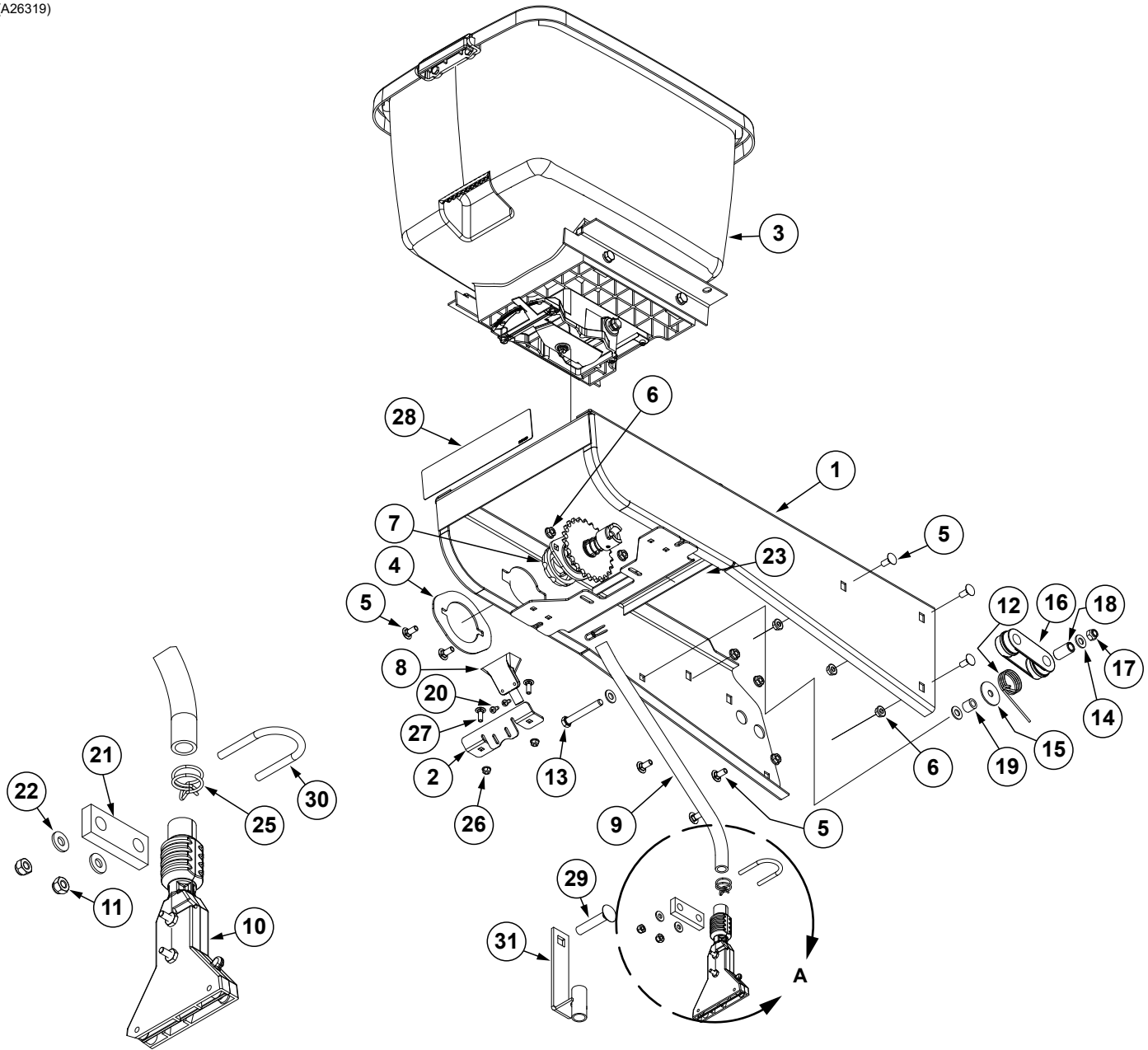


3

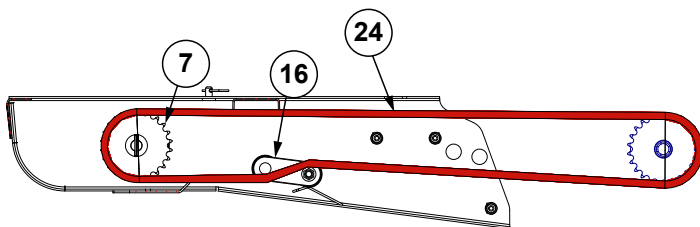
ITEM	PART NO.	QTY.	DESCRIPTION
1	G1K728	-	Seed Meter Stepper Motor Pinion Press Kit, Includes: (1) 1/2 Ton Arbor Press W/ Anvil, (1) Ring Puller W/Set Screw, (1) Instruction Sheet
2	G10494101	-	Pinion Motor Gear
3	G7100-614	-	Shaft Seal

This page left blank intentionally.

(A26319)



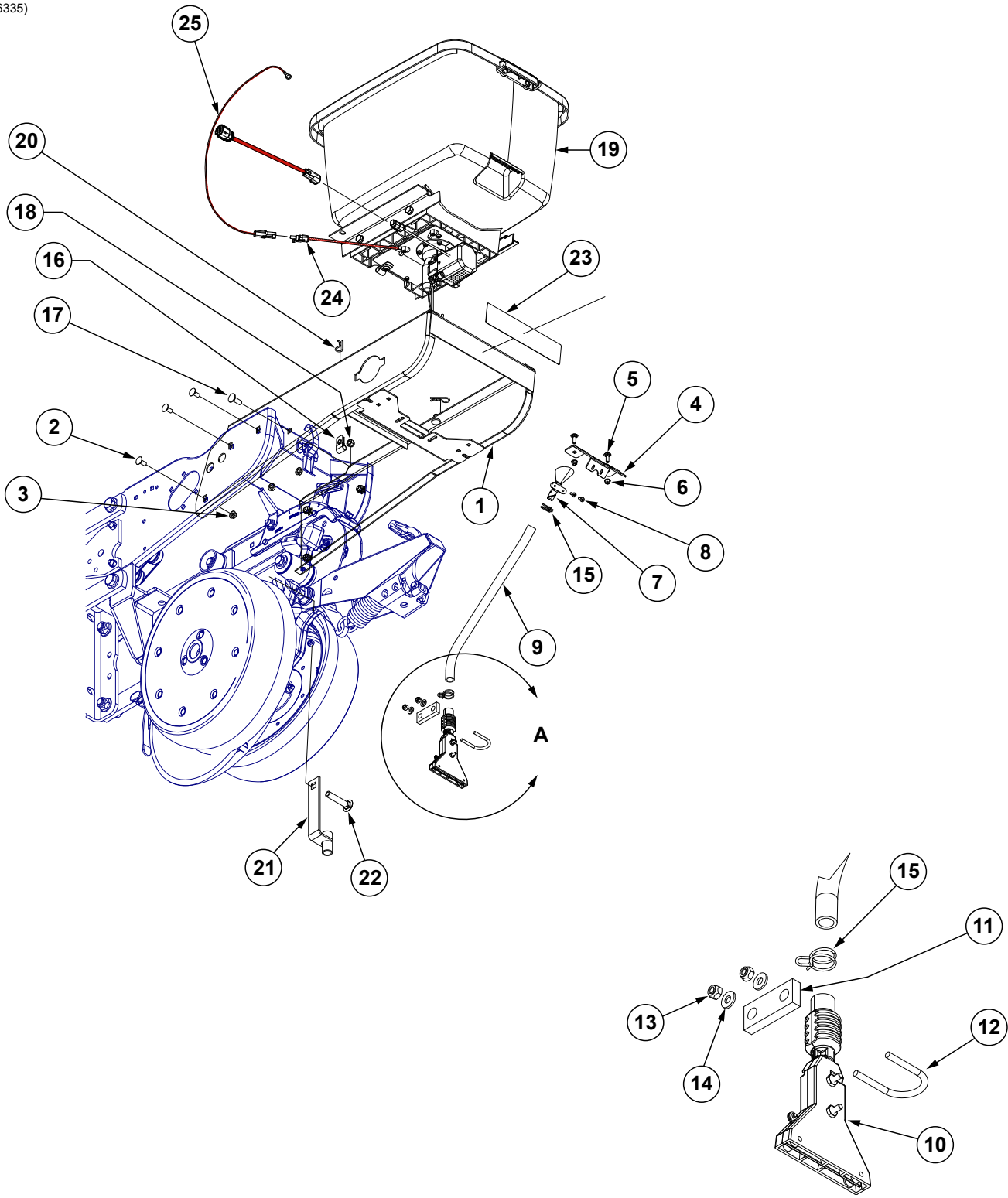
Detail A



Chain Routing

ITEM	PART NO.	QTY. (Per Row)	DESCRIPTION
1	GA26287	1	Hopper Panel Extension (Non-Stock Item)
2	GD36277	1	Funnel Bracket
3	---	-	See "Granular Chemical Hopper (Hydraulic Drive)" on page P39
4	GD11305	1	Plate
5	G10312	8	Carriage Bolt, 5/16"-18 x 3/4"
6	G10620	8	Serrated Flange Nut, 5/16"-18
7	---	1	See "Granular Chemical Meter and Meter Drive (Hydraulic Drive)" on page P41
8	GD2423	1	Funnel
9	GD2947	1	Hose, 7/16" x 28"
10	GA6907	1	Slope-Compensating Bander W/Hardware (4 1/2" Band Width)
	G10864	1	Uni-Clamp (Included W/GA6907)
	G10757	2	Pan Head Screw, No. 10-32 x 1 1/4" (Included W/GA6907)
	G10758	2	Hex Nut, No. 10-32 (Included W/GA6907)
11	G10110	2	Lock Nut, 1/4"-20, Grade B
12	GD11219	1	Spring
13	G10325	1	Hex Head Cap Screw, 3/8"-16 x 2 3/4"
14	G11387	3	Flat Washer, 3/8" SAE
15	G10201	1	Special Washer, 3/8" x 1 1/2" O.D.
16	GD11962	1	Idler
17	G10108	1	Lock Nut, 3/8"-16
18	GD1026	1	Sleeve, 1 3/16" Long
19	GD2971-10	1	Sleeve, 9/16" Long
20	G10966	2	Phillips Head Self-Tapping Screw, No. 10 x 1/2"
21	GD10984	1	Spacer
22	G11385	2	Flat Washer, 1/4" SAE
23	G10670	2	Hair Pin Clip, No. 3
24	G3303-114	1	Chain, No. 41, 114 Pitch Including Connector Link (Mechanical)
	G3303-108	-	Chain, No. 41, 108 Pitch Including Connector Link (Vacuum)
	GR0196	1	Connector Link, No. 41
25	G11209	2	Wire Hose Clamp, 3/4"
26	G10621	2	Serrated Flange Nut, 1/4"-20
27	G10310	2	Carriage Bolt, 1/4"-20 x 3/4", Grade 2
28	---	-	See "Decals, Paint, and Miscellaneous" on page P288
29	G10315	1	Carriage Bolt, 1/2"-13 x 2 1/2" (Replaces Existing 1/2" x 2 1/4" Hardware)
30	GD10963	1	U-Bolt, 1 1/2" x 1 5/16" x 1/4"-20
31	GA6741	1	Bracket (Straight Drop In-Furrow)

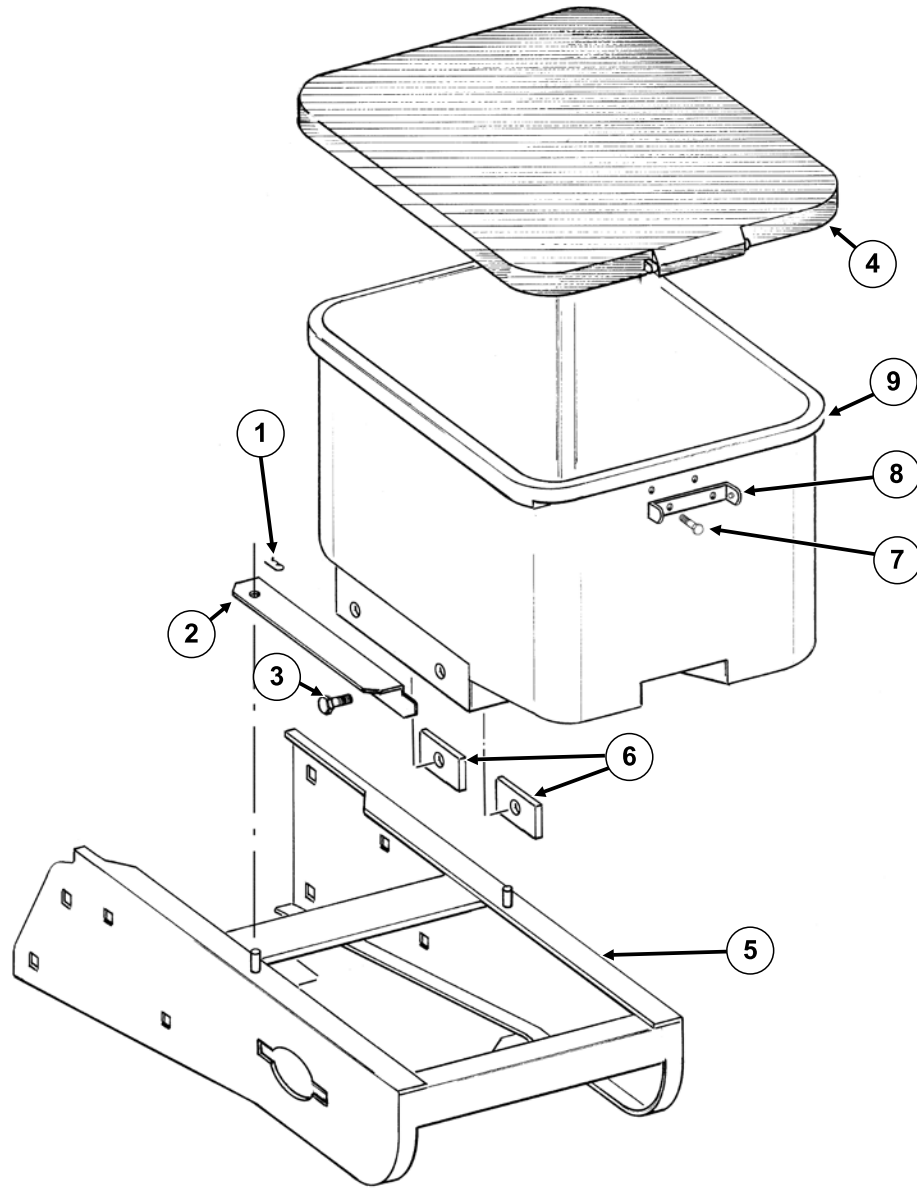
(A26335)



Detail A

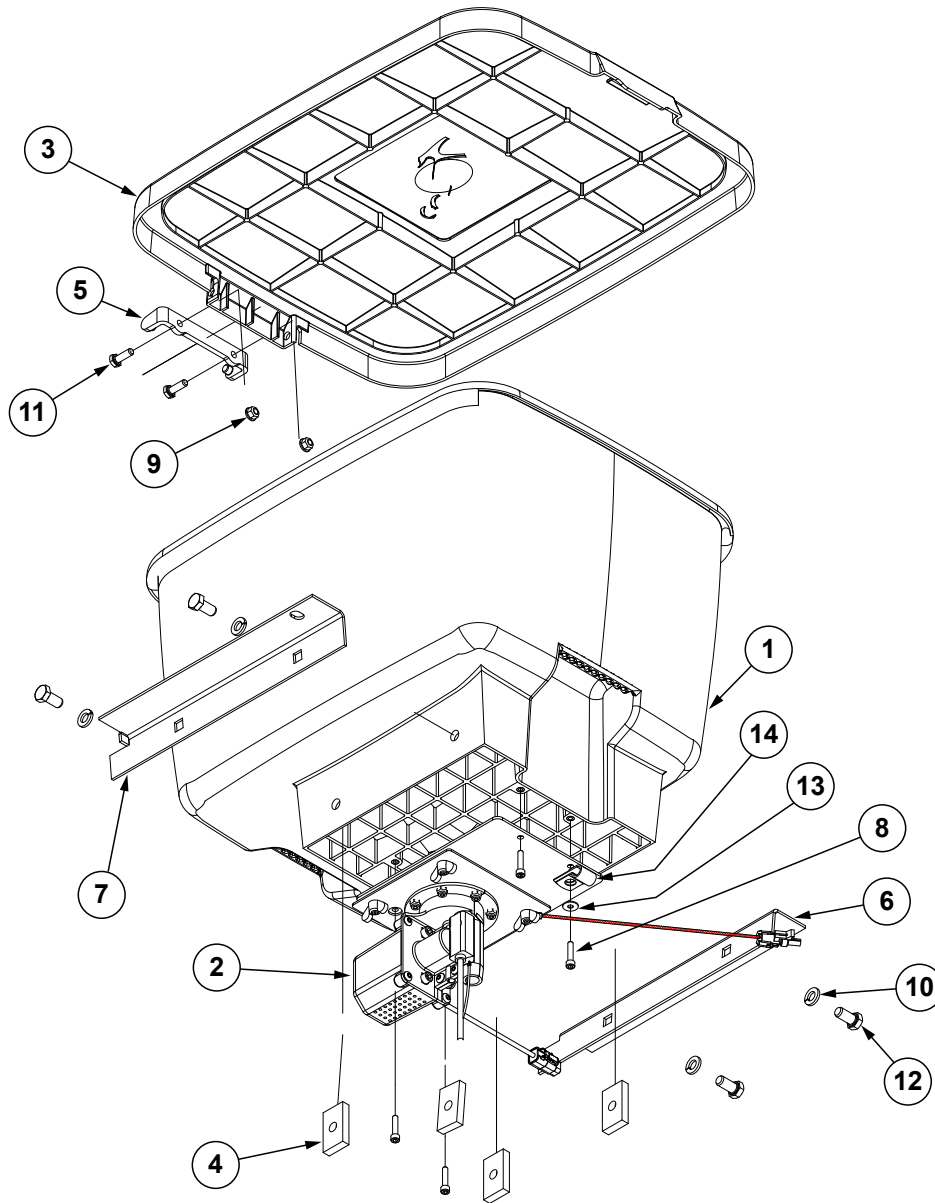
ITEM	PART NO.	QTY. (Per Row)	DESCRIPTION
1	GA26287	1	Hopper Panel Extension (Non-Stock Item)
2	G10312	6	Carriage Bolt, 5/16"-18 x 3/4"
3	G10620	6	Serrated Flange Nut, 5/16"-18
4	GD26803	1	Bracket
5	G10310	2	Carriage Bolt, 1/4"-20 x 3/4", Grade 2
6	G10621	2	Serrated Flange Nut, 1/4"-20
7	GD29493	1	Funnel
8	G10966	2	Phillips Head Self-Tapping Screw, No. 10 x 1/2"
9	GD2947	1	Hose, 7/16" x 28"
10	GA7270	1	Slope-Compensating Bander W/Hardware (4 1/2" Band Width)
	G10864	1	Uni-Clamp (Included W/GA7270)
	G10757	2	Pan Head Screw, No. 10-32 x 1 1/4" (Included W/GA7270)
	G10758	2	Hex Nut, No. 10-32 (Included W/GA7270)
11	GD10984	1	Spacer
12	GD10963	1	U-Bolt, 1 1/2" x 1 5/16" x 1/4"-20
13	G10110	2	Lock Nut, 1/4"-20, Grade B
14	G11385	2	Flat Washer, 1/4" SAE
15	G11209	2	Wire Hose Clamp, 3/4"
16	GD6291	1	Insulated Clamp, 3/8"
17	G10305	1	Carriage Bolt, 3/8"-16 x 1"
18	G10108	1	Lock Nut, 3/8"-16
19	--	-	See "Granular Chemical Hopper (Blue Drive)" on page P40
20	G10670	2	Hair Pin Clip, No. 3
21	GA6741	1	Bracket (Straight Drop In-Furrow)
22	G10315	1	Carriage Bolt, 1/2"-13 x 2 1/2" (Replaces Existing 1/2" x 2 1/4" Hardware)
23	---	-	See "Decals, Paint, and Miscellaneous" on page P288
24	GA20712	1	Row Unit ESD Drain Harness
25	GA22522	1	Insecticide Harness

(METR14d)



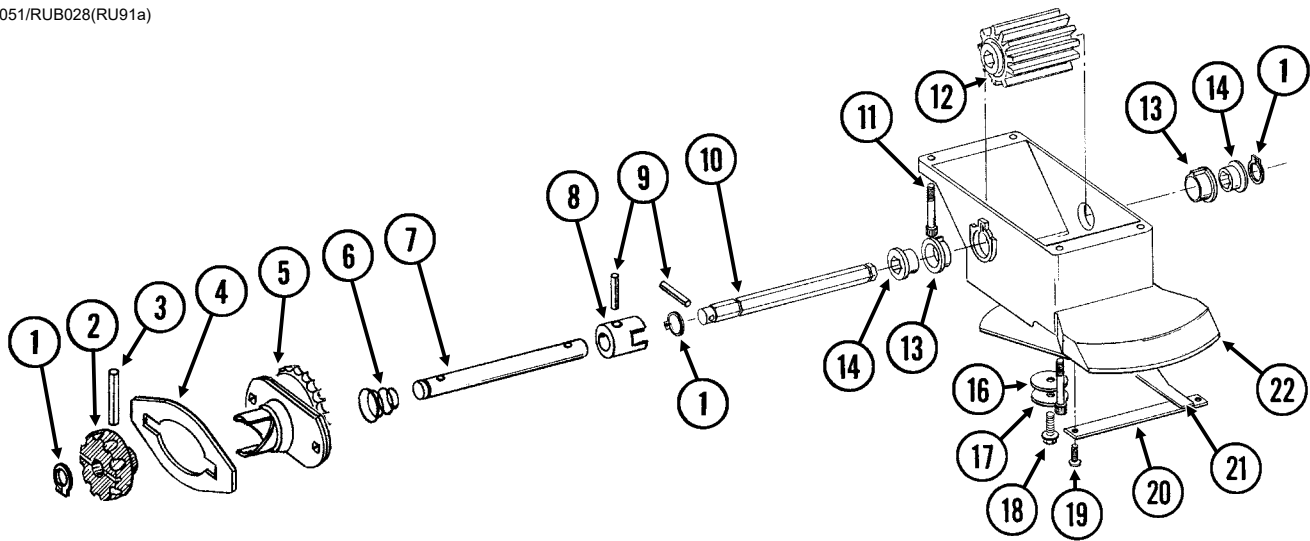
ITEM	PART NO.	QTY. (Per Row)	DESCRIPTION
1	G10670	2	Hair Pin Clip, No. 3
2	GD1059L GD1059R	1 1	Support, L.H. (Shown) Support, R.H.
3	G10002 G10229	4 4	Hex Head Cap Screw, 3/8"-16 x 3/4" Lock Washer, 3/8"
4	GA4444	1	Lid
5	GA26287	1	Hopper Panel Extension (Non-Stock Item)
6	GD11424	4	Block
7	G10023 G10621	2 2	Hex Head Cap Screw, 1/4"-20 x 3/4" Serrated Flange Nut, 1/4"-20
8	GD1060	1	Hinge
9	GA8371	1	Hopper

(A26333)



ITEM	PART NO.	QTY. (Per Row)	DESCRIPTION
1	GA8371	1	Hopper
2	---	1	See "Granular Chemical Meter (Blue Drive)" on page P43
3	GA4444	1	Lid
4	GD11424	4	Block
5	GD1060	1	Hinge
6	GD1059L	1	Support, L.H.
7	GD1059R	1	Support, R.H.
8	G11998	4	Hex Socket Head Cap Screw, No. 10-24 x 1/2"
9	G10621	2	Serrated Flange Nut, 1/4"-20
10	G10229	4	Lock Washer, 3/8"
11	G10023	2	Hex Head Cap Screw, 1/4"-20 x 3/4"
12	G10002	4	Hex Head Cap Screw, 3/8"-16 x 3/4"
13	G10243	1	Washer, No. 10 SAE
14	GD6291	1	Insulated Clamp, 3/8"

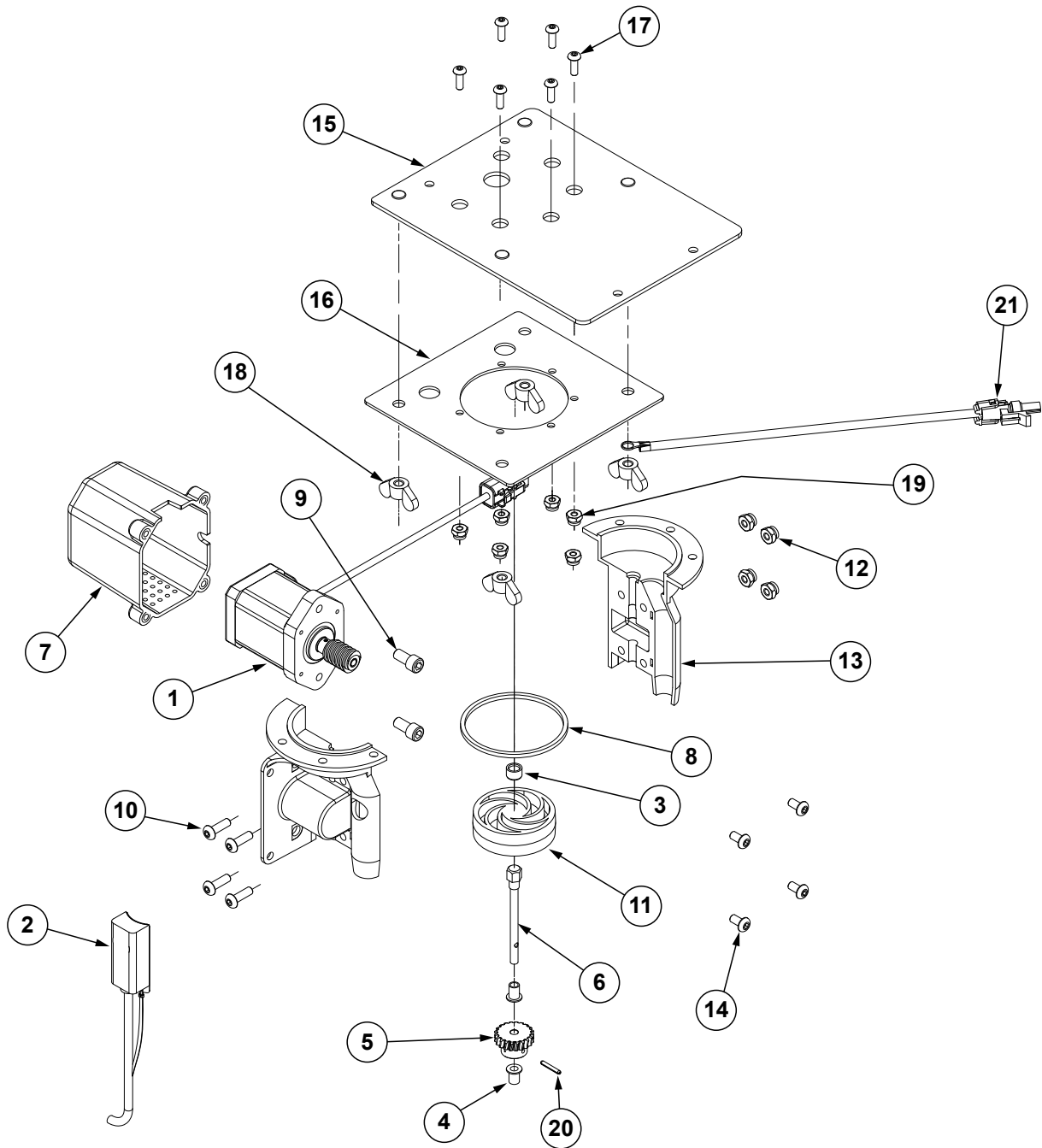
RUA051/RUB028(RU91a)



ITEM	PART NO.	QTY. (Per Row)	DESCRIPTION
1	G10567	3	External Retaining Ring, 5/8"
2	GD11239	1	Knob
3	G10602	1	Spring Pin, 1/4" x 1 1/2"
4	---	-	See "Granular Chemical Hopper (Hydraulic Drive)" on page P39
5	GA8364	1	Sprocket and Bearing, Drive Clutch, 24 Tooth
6	GD11413	1	Spring
7	GD11240	1	Shaft
8	GB0278	1	Coupler
9	G10546	2	Spring Pin, 3/16" x 1 1/4"
10	GD11297	1	Shaft
11	G11793	4	Hex Socket Head Cap Screw, No. 10-24 x 7/8"
12	GD7148	1	Feed Roller, Hex Bore
13	GB0115	2	Bearing
14	GD7258	2	Hex Bushing
15	---	-	---
16	G10660	1	Wave Washer, 1/2"
17	G11385	1	Flat Washer, 1/4" SAE
18	G10570	1	Slotted Hex Self-Tapping Screw, 1/4"-20 x 3/4"
19	G11073	2	Slotted Hex Self-Tapping Screw, No. 10 x 3/8"
20	GD1061	1	Support Strap
21	GD1063	1	Metering Gate
22	GB0116	1	Granular Housing
A	GA8326	-	Granular Chemical Meter Complete (Items 1, 9, 10, 12-14 and 16-22)
B	GA8366	-	Granular Chemical Meter Clutch (Items 1-3 and 5-9)

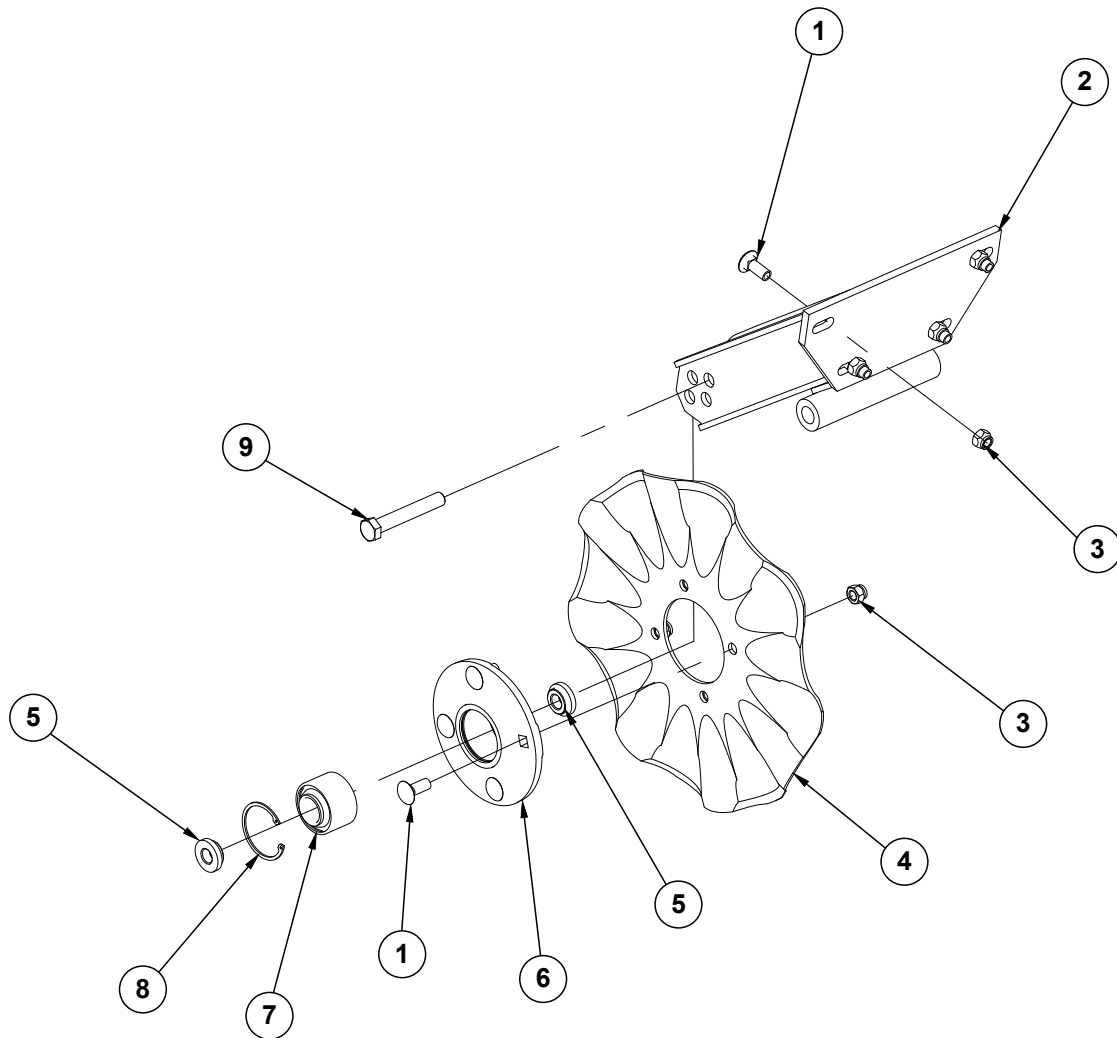
This page left blank intentionally.

(A26331)



ITEM	PART NO.	QTY. (Per Row)	DESCRIPTION
1	GA15473	1	Step Motor, 3.5 AMP
2	GA24364	1	Flow Sensor
3	GD22695	1	Bearing Sleeve, 3/8" O.D. x 1/4" I.D. x 1/4"
4	GD22696	2	Flange Bearing, 1/4" O.D. x 3/16" I.D. x 3/8"
5	GD29492	1	Gear
6	GD29491	1	Drive Shaft
7	GB0577	1	Motor Cover
8	GD28515	1	O-Ring
9	G10260	2	Hex Socket Head Cap Screw, 1/4"-20 x 1/2"
10	G11447	4	Hex Button Head Cap Screw, #10-24 x 5/8"
11	GB0579	1	Insecticide Impeller
12	G11445	4	Hex Locknut, #10-24
13	GA18195	1	Insecticide Housing
14	G10261	4	Hex Button Head Cap Screw, #10-32 x 3/8"
15	GA26330	1	Insecticide Mount
16	GD36333	1	Insecticide Motor Mount Plate
17	GR1292	6	Hex Socket Button Head Cap Screw, No. 8-32 x 1/2"
18	G10531	4	Wing Nut W/Nylon Insert, 1/4"-20
19	G11202	6	Lock Nut W/Nylon Insert, No. 8-32, Stainless Steel
20	G11687	1	Spring Slot Pin
21	GA20710	2	Granular Chemical Motor ESD Drain Harness

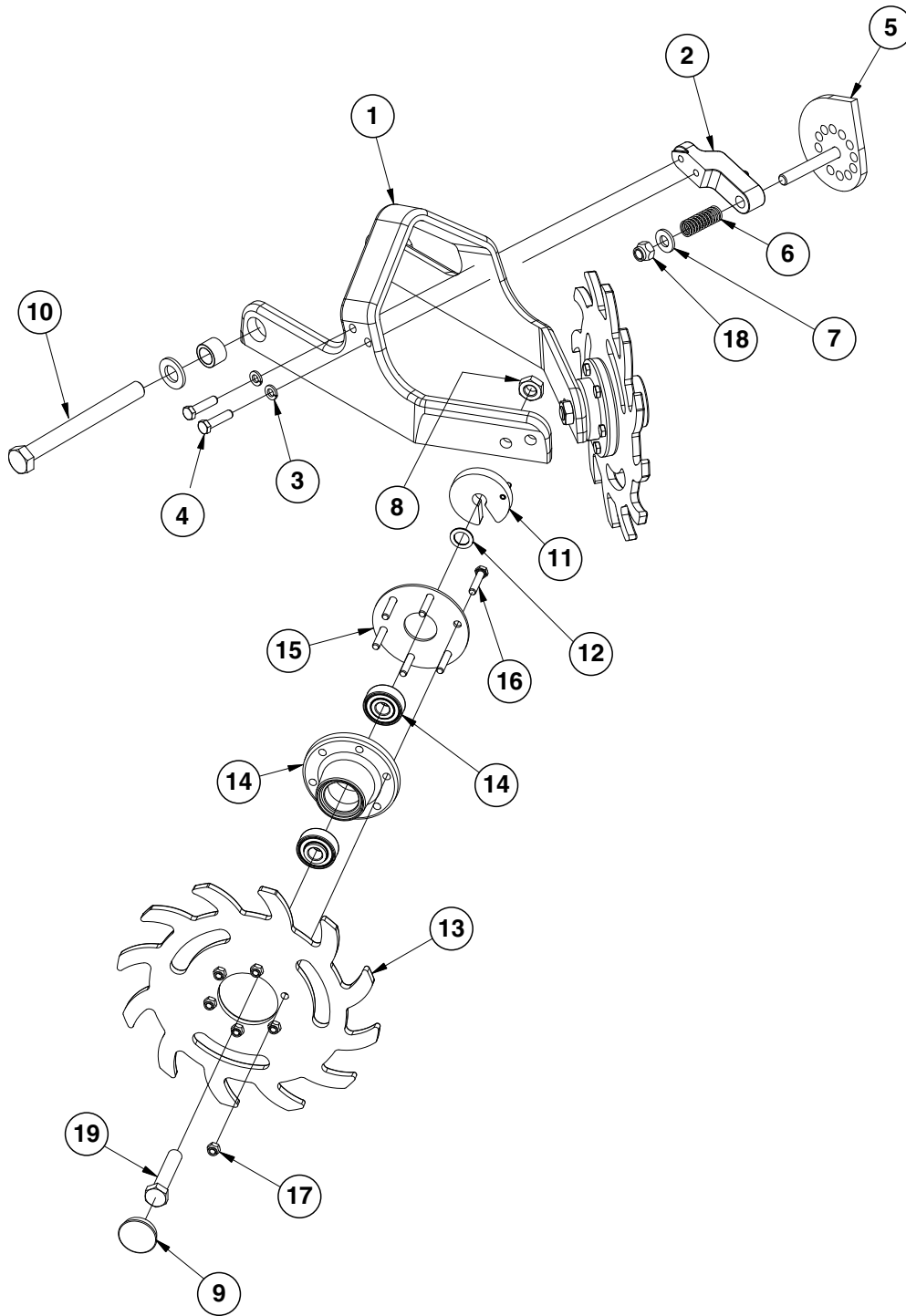
(IP1279)



ITEM	PART NO.	QTY. (Per Row)	DESCRIPTION
1	G10636	8	Carriage Bolt, 1/2"-13 x 1 1/2"
2	GA24239	1	Arm
3	G10111	8	Lock Nut, 1/2"-13
4	GD7803	1	Disc Blade, Fluted, 1", 8 Flutes (Shown)
	GD7804	-	Disc Blade, Bubbled, 1"
	GD9254	-	Disc Blade, Fluted, 3/4", 13 Flutes
	G10901301	-	Disc Blade, Fluted, 5/16", 25 Waves
5	GD11677	2	Adapter
6	GA8641	1	Hub W/Bearing And Retaining Ring (Includes items 7 and 8)
7	GA8603	1	Bearing, Double Row
8	GD19292	1	Retaining Ring (Square), 2 7/16"
9	G10036	1	Hex Head Cap Screw, 5/8"-11 x 4"
	G10107	1	Lock Nut, 5/8"-11

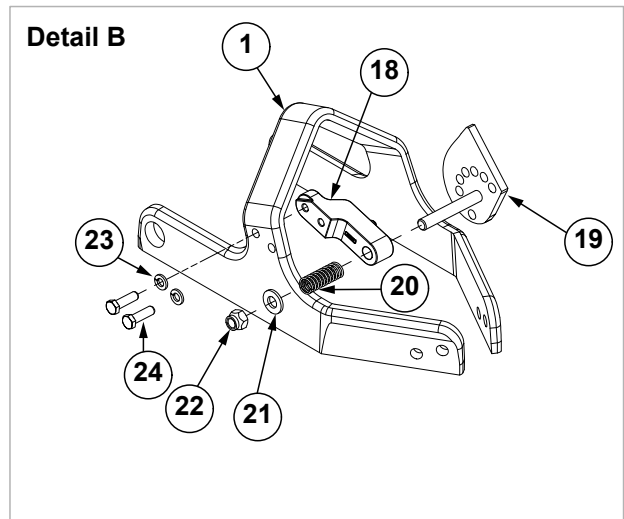
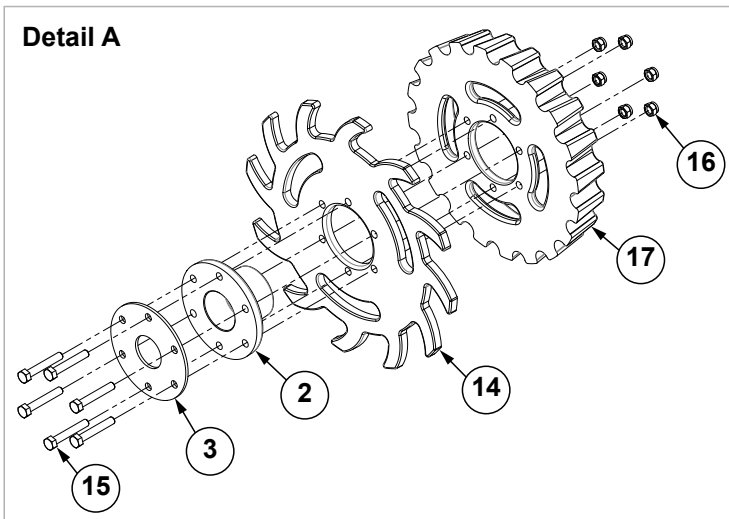
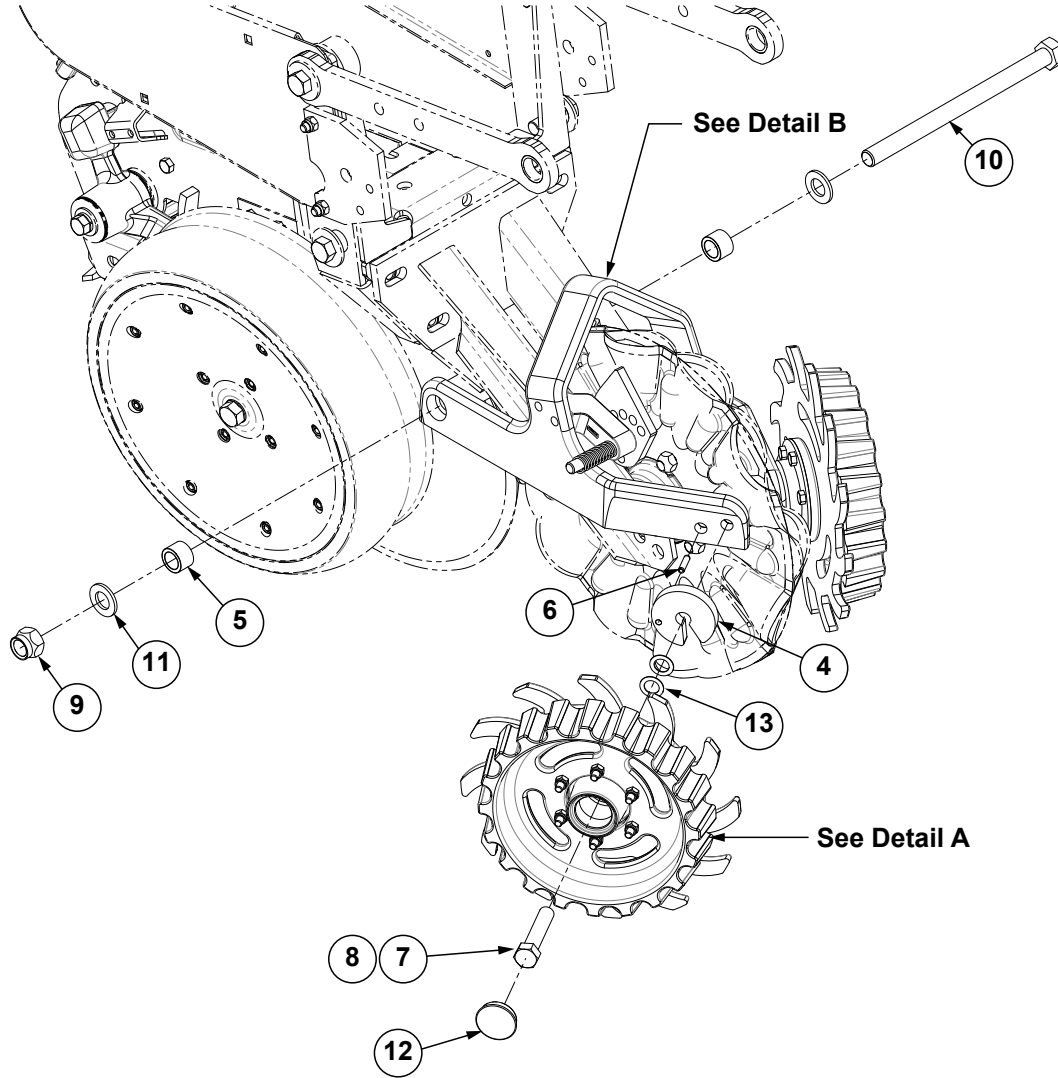
This page left blank intentionally.

(IP1468)



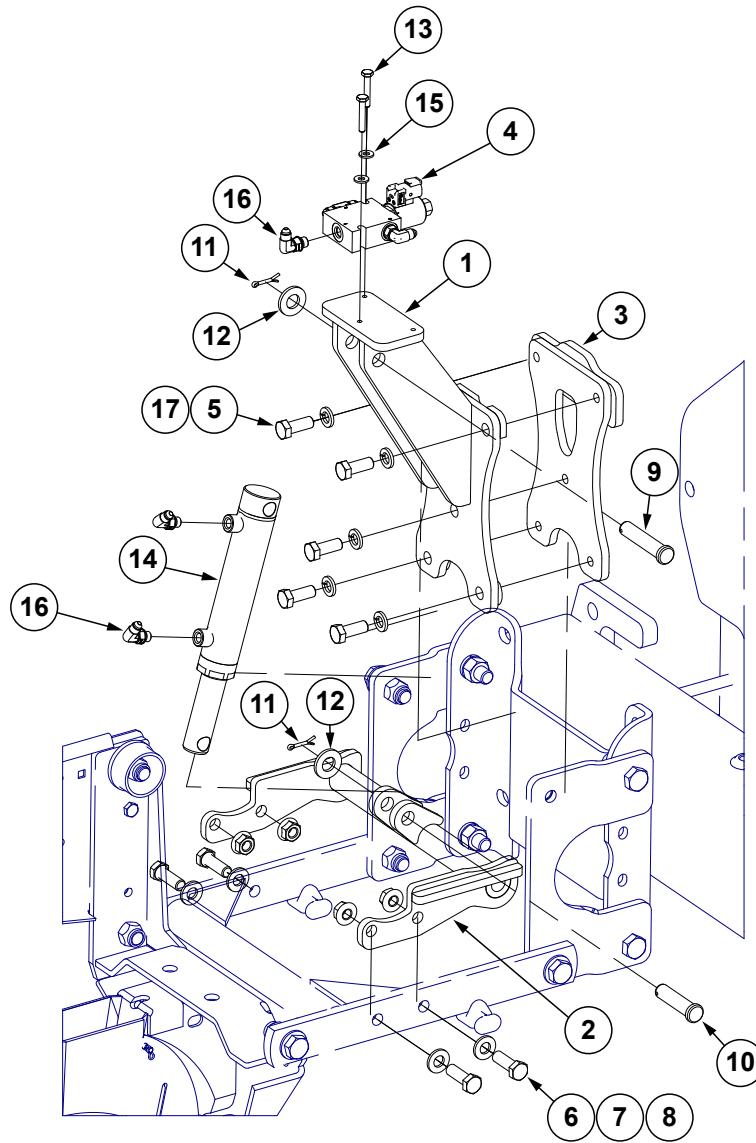
ITEM	PART NO.	QTY. (Per Row)	DESCRIPTION
1	GB0464	1	Residue Wheel Mount
2	GD26973	1	Cam Locking Pin
3	G10229	2	Lock Washer, 3/8"
4	G10004	2	Hex Head Cap Screw, 3/8"-16 x 1 1/4"
5	GA27038	1	Cam
6	GD10519	1	Spring
7	G11389	1	Flat Washer, 1/2" Plated SAE
8	G10503	2	Hex Jam Nut, 5/8"-11, Grade 2
9	GD1132	2	Dust Cap
10	G11236	1	Hex Head Cap Screw, 3/4"-10 x 10 1/2"
	G11392	2	Flat Washer, 3/4" SAE
	GB0383	2	Bushing, 1 1/8" O.D. x 2 5/32" I.D. x 3/4" Long
	G11228	1	Lock Nut, 3/4"-10
11	GA8760	2	Weed Guard W/Spring Pin
	G10765	-	Spring Pin, 1/4" x 1" (Included W/GA8760)
12	GD30725	4	Machine Bushing, 5/8" (.030" Thick)
13	GB0387	2	Wheel, 12 Tine, 3/8" x 12"
14	GA5654	2	Hub W/Bearings
	GA2014	-	Bearing (Included W/GA5654)
15	GD9724	2	Backing Plate
16	G10133	12	Hex Head Cap Screw, 5/16"-18 x 1 1/2"
17	G10109	12	Lock Nut, 5/16"-18, Grade 8
18	G10974	1	Lock Nut W/Nylon Insert, 1/2"-13
19	G10010	2	Hex Head Cap Screw, 5/8"-11 x 3"
A	GA12235	-	L.H. Residue Wheel (Items 13-17)
B	GA12236	-	R.H. Residue Wheel (Items 13-17)

(106531/106528/A19012)



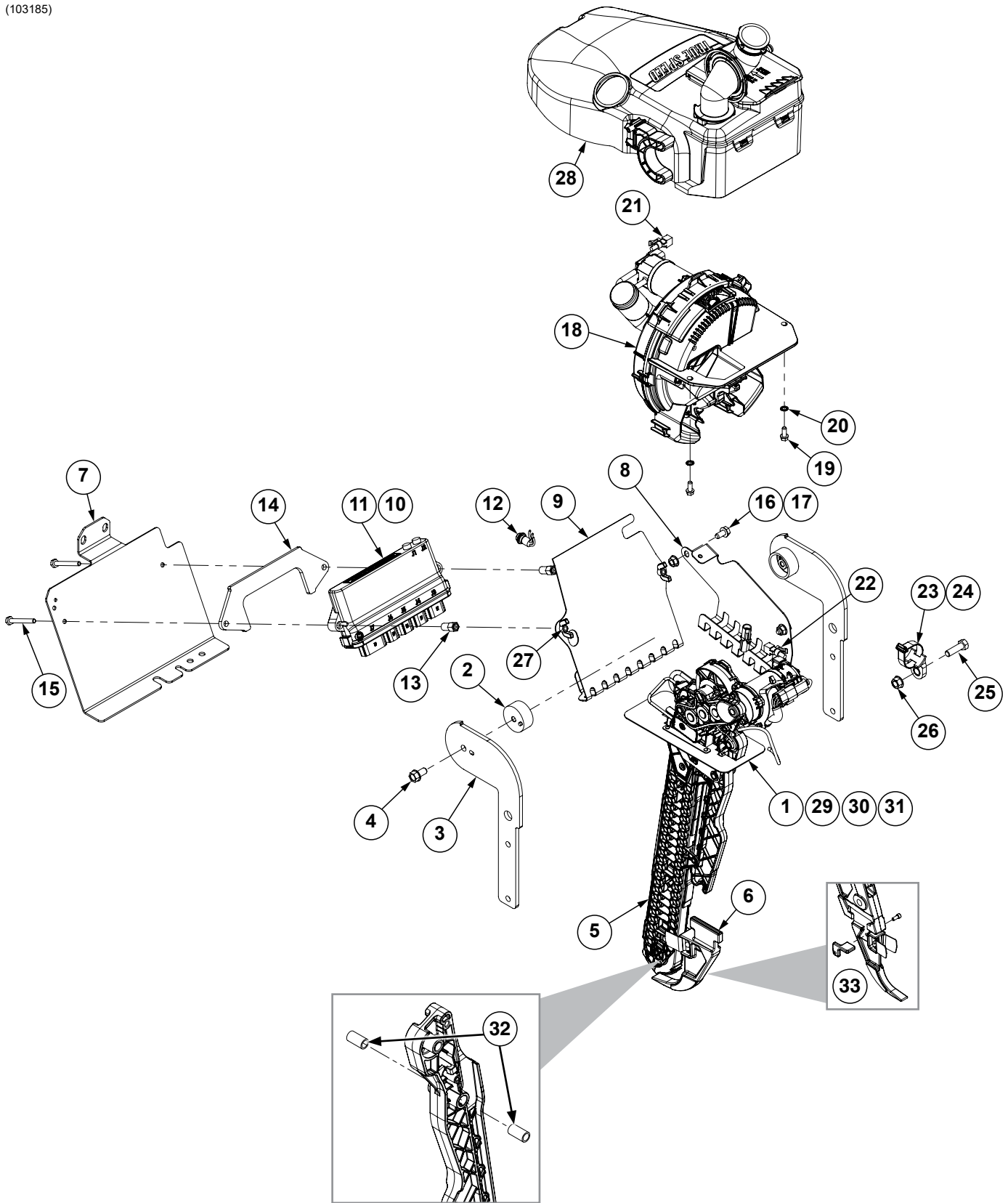
ITEM	PART NO.	QTY. (Per Row)	DESCRIPTION
1	GB0464	1	Residue Wheel Mount
2	GA5654	2	Hub W/Bearings
	GA2014	-	Bearing (Included W/GA5654)
3	GD9724	1	Backing Plate
4	GD11784	2	Weed Guard
5	GB0383	2	Bushing, 1 1/8" O.D. x 25/32" I.D. x 3/4" Long
6	G10765	2	Spring Pin, 1/4" x 1"
7	G10010	2	Hex Head Cap Screw, 5/8"-11 x 3"
8	G10503	2	Hex Jam Nut, 5/8"-11, Grade 2
9	G11228	1	Lock Nut, 3/4"-10
10	G11236	1	Hex Head Cap Screw, 3/4"-10 x 10 1/2"
11	G11392	2	Flat Washer, 3/4" SAE
12	GD1132	2	Dust Cap
13	GD30725	4	Machine Bushing, 5/8" (.030" Thick)
14	GB0387	1	Wheel, 12 Tine, 3/8" x 12"
15	G10041	6	Hex Head Cap Screw, 5/16"-18 x 2"
16	G10109	6	Lock Nut, 5/16"-18, Grade 8
17	G10427101	1	Row Cleaner Floater
18	GD26973	1	Cam Locking Pin
19	GA27038	1	Cam
20	GD10519	1	Spring
21	G11389	1	Flat Washer, 1/2" Plated SAE
22	G10974	1	Lock Nut W/Nylon Insert, 1/2"-13
23	G10229	2	Lock Washer, 3/8"
24	G10004	2	Hex Head Cap Screw, 3/8"-16 x 1 1/4"
A	G10652801	1	L.H. Residue Wheel (Items 2-3 and 14-17)
B	G10652901	1	R.H. Residue Wheel (Items 2-3 and 14-17)

(A25516_a)



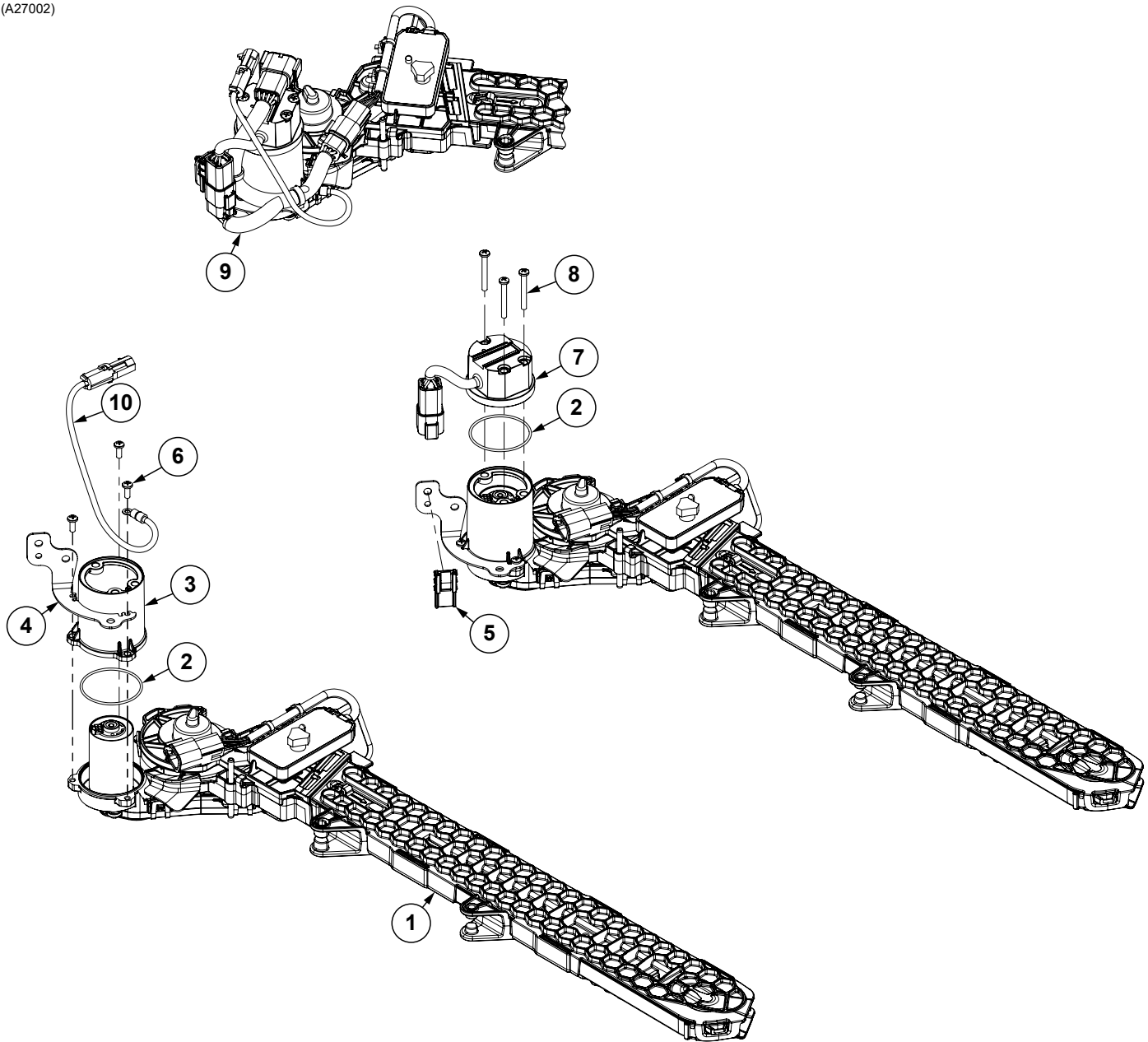
ITEM	PART NO.	QTY. (per row)	DESCRIPTION
1	GA25258	1	Upper Mounting Bracket
2	GA25257	1	Lower Mounting Bracket
3	GA25401	1	Back Mount
4	---	1	See "Row Unit Control Block, Pull Row Units" on page P250
5	G10037	5	Hex Head Cap Screw, 1/2"-13 X 1 1/4"
6	G10017	4	Hex Head Cap Screw, 1/2"-13 x 1 1/2"
7	G11389	4	Flat Washer, 1/2" Plated SAE
8	G10071	4	Serrated Flange Nut, 1/2"-13
9	G11875	1	Clevis Pin, 5/8" x 3"
10	G10564	1	Clevis Pin, 5/8" x 2 1/2"
11	G10451	2	Cotter Pin, 1/8" x 1"
12	G11391	2	Flat Washer, 5/8" SAE
13	GD35459	2	Hex Head Cap Screw, 1/4"-20 x 1 1/2", Grade 5 (W/Blue Loctite)
14	GA25261	1	See "Hydraulic Down Force Cylinder" on page P231
15	G11385	2	Flat Washer, 1/4" SAE
16	G6801-04-04	3	90° Elbow, 7/16"-20
17	G10228	5	Lock Washer, 1/2"

(103185)



ITEM	PART NO.	QTY. (per row)	DESCRIPTION
1	G10318801 GD36951 G11996	1 - -	Seed Delivery Rail Assembly Seed Delivery Spring (Included W/G10318801) Slotted Spring Pin, 3/16" x 2 1/4" (Included W/G10318801)
2	GB1218	2	Hopper Mount
3	G10302401	2	True Speed Hopper Mount
4	G11123	2	Hex Serrated Flange Cap Screw, 3/8"-16 x 3/4"
5	GA27002	1	See "True Speed Seed Delivery System W/Driver" on page P55
6	G10418802	1	Disc Opener Scraper Assembly
7	G10617801	1	IPN Pull Row Unit Mount
8	G10267501	1	Wire Tray
9	G10267601	1	IPN Wire Shield, 3000 Series
10	GA25949	1	IPN Module Assembly
11	---	---	---
12	GA15485	1	Button
13	GD35609	2	Hex Standoff
14	GD35629	1	IPN Row Unit Plate
15	G10265601	2	Hex Head Cap Screw, 1/4"-20 x 2 1/4", Grade 5
16	G10961	2	Flanged Whiz Lock Screw, 5/16"-18 x 3/4", No Serration
17	G10620	2	Serrated Flange Nut, 5/16"-18
18	---	1	See "True Speed Seed Meter" on page P61
19	G10960	2	Hex Non-Serrated Flange Cap Screw, 1/4"-20 x 5/8", Grade 5
20	G11249	2	External Tooth Washer, 1/4"
21	G10213601	1	True Speed ESD Ground Strap Harness
22	G10213602	1	True Speed ESD Ground Strap Harness
23	G10176901	1	Cable Tie, 1/2" x 12" (Black)
24	G10088301	1	Cable Tie Mount, 3/8"
25	G10004	1	Hex Head Cap Screw, 3/8"-16 x 1 1/4"
26	G10622	1	Serrated Flange Nut, 3/8"-16
27	G10531	2	Wing Nut W/Nylon Insert, 1/4"-20
28	G10336801	1	See "True Speed Mini-Hopper" on page P67
29	G10210801	1	True Speed 3K Pull Row Unit Harness
30	GD26288	1	Cap, 6-Pin Deutsch Plug
31	G10266701	1	Dust Cap, 8 Pin
32	GD36952-02	2	Spacer
33	G1K774	---	Row Unit Scraper Shim Kit; Includes (1) Hex Socket Head Cap Screw, (1) Scraper Shim, and (1) Instruction Sheet

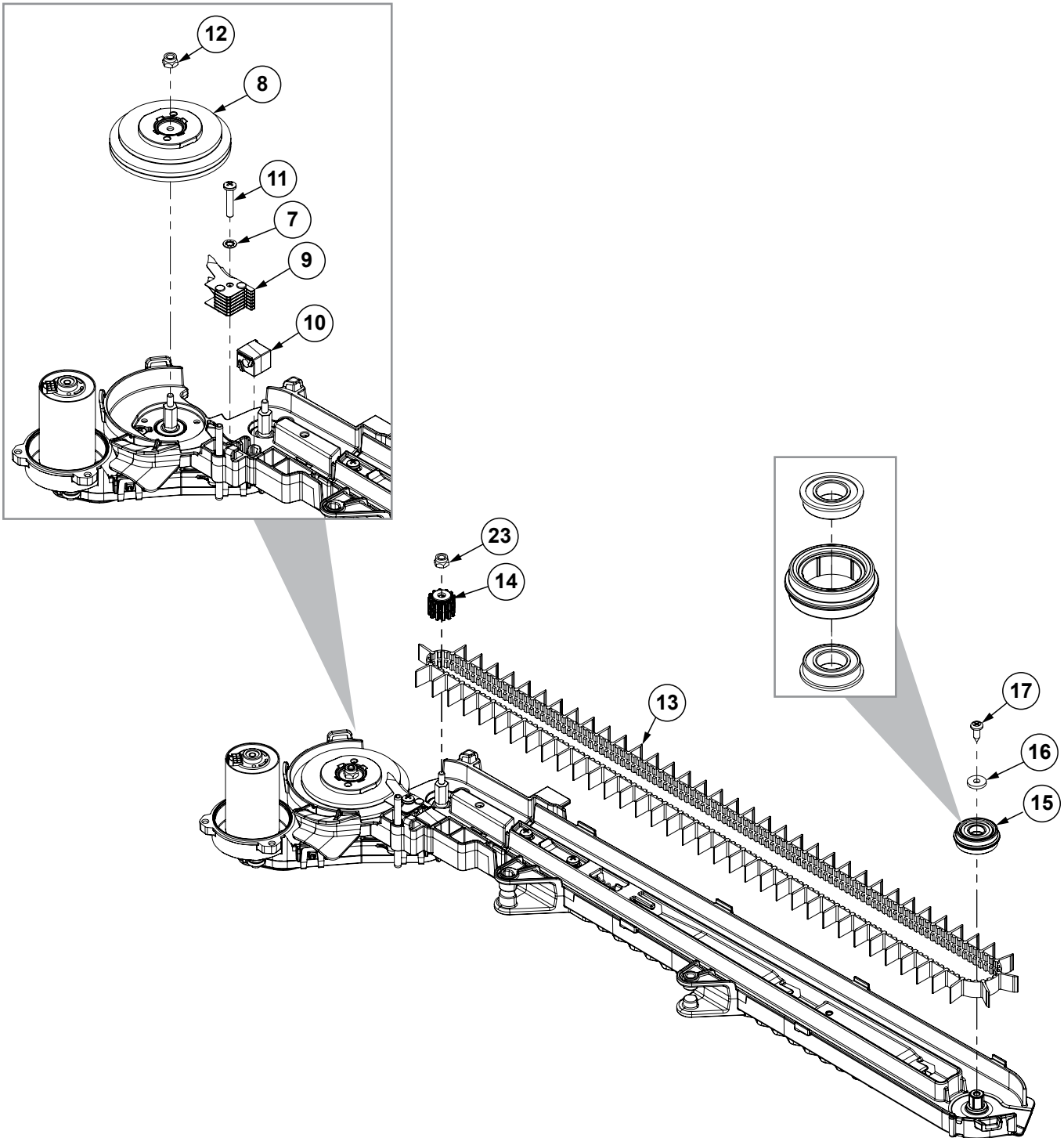
(A27002)



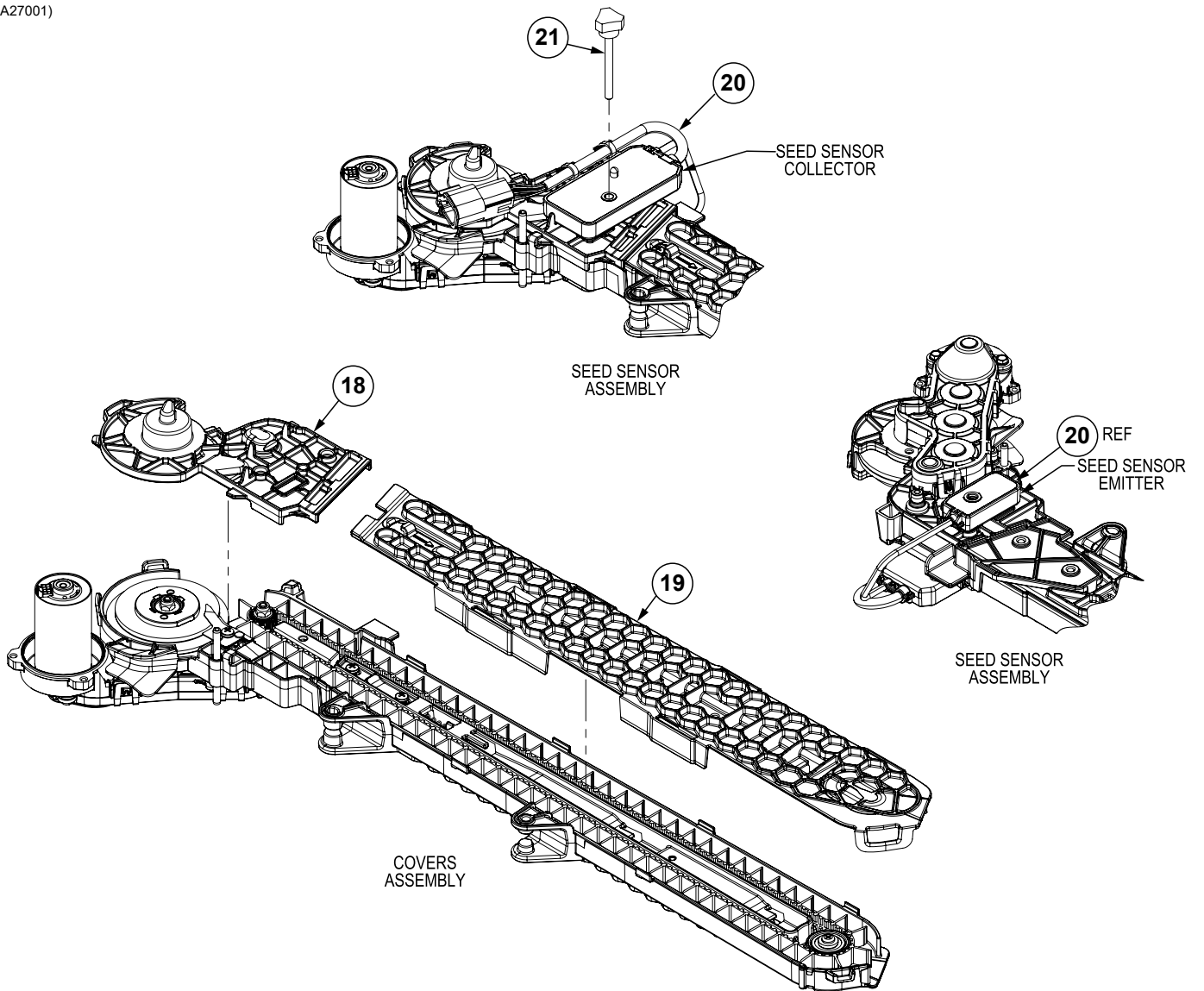
ITEM	PART NO.	QTY.	DESCRIPTION
1	GA27001	1	See "True Speed Seed Delivery System Assembly" on page P57
2	GB1291	2	O-Ring
3	GB1289	1	BLDC Cover Housing
4	GD36961	1	Harness Routing Bracket
5	GD26293	-	Attachment Clip
6	G11981	-	Phillips Pan Head Machine Screw, #8-32 x 1/2"
7	G10429001	1	Motor Driver Assembly
8	G11960	3	Phillips Pan Head Machine Screw #8-32 x 1/2", Stainless Steel
9	GA26980	1	True Speed Seed Tube
10	G10213502	1	True Speed ESD Ground Strap Harness
A	G10749X	-	Seed Delivery System W/Driver (Items 1-10)

This page left blank intentionally.

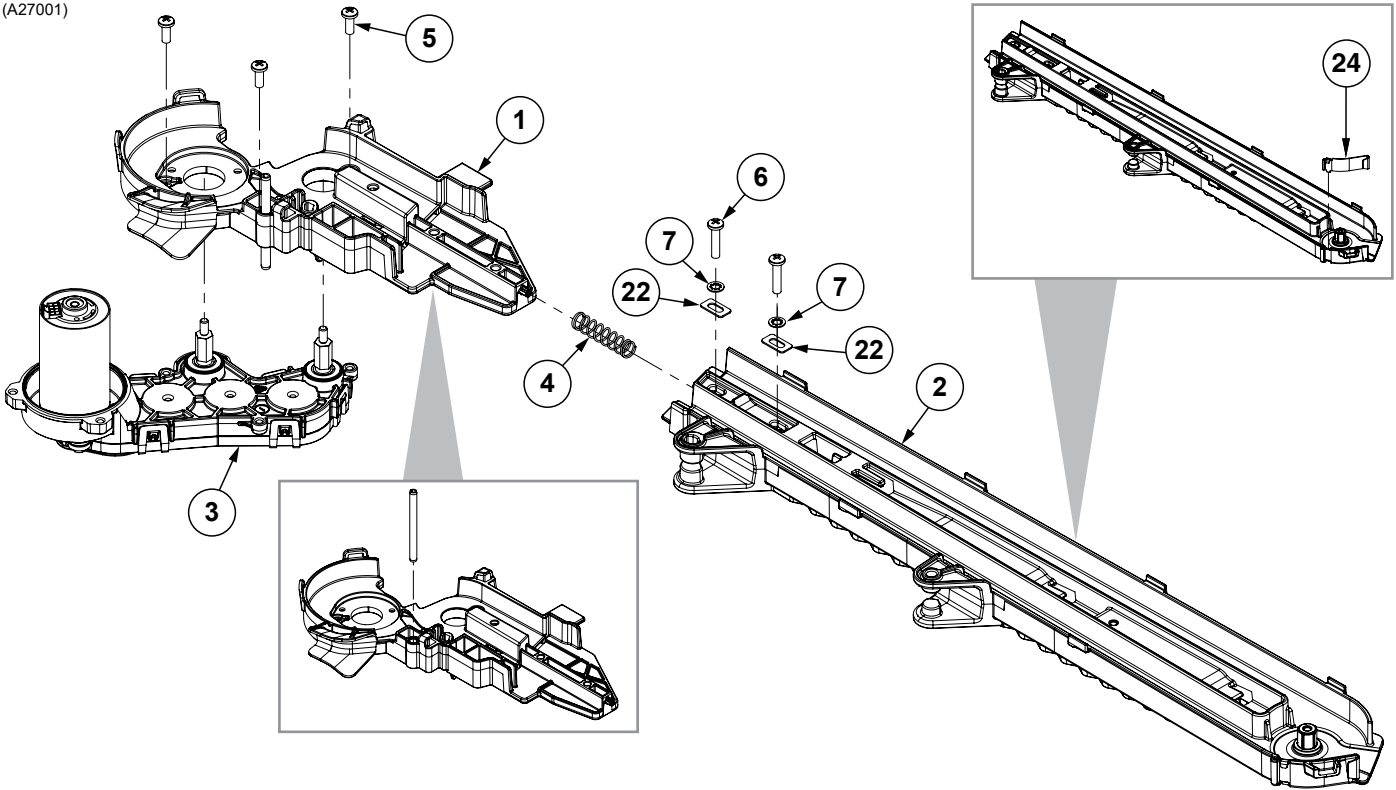
(A27001)



(A27001)

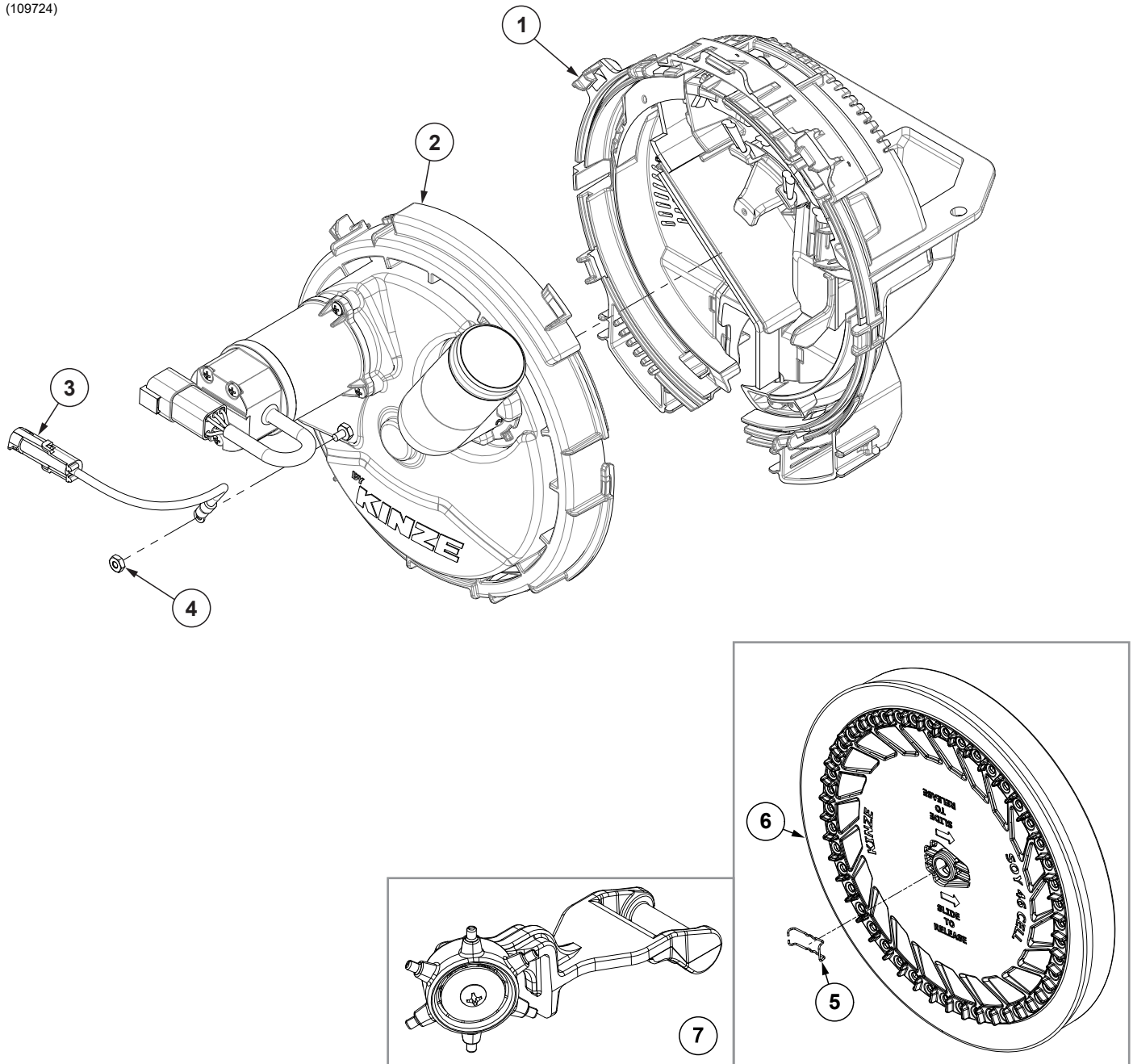


(A27001)



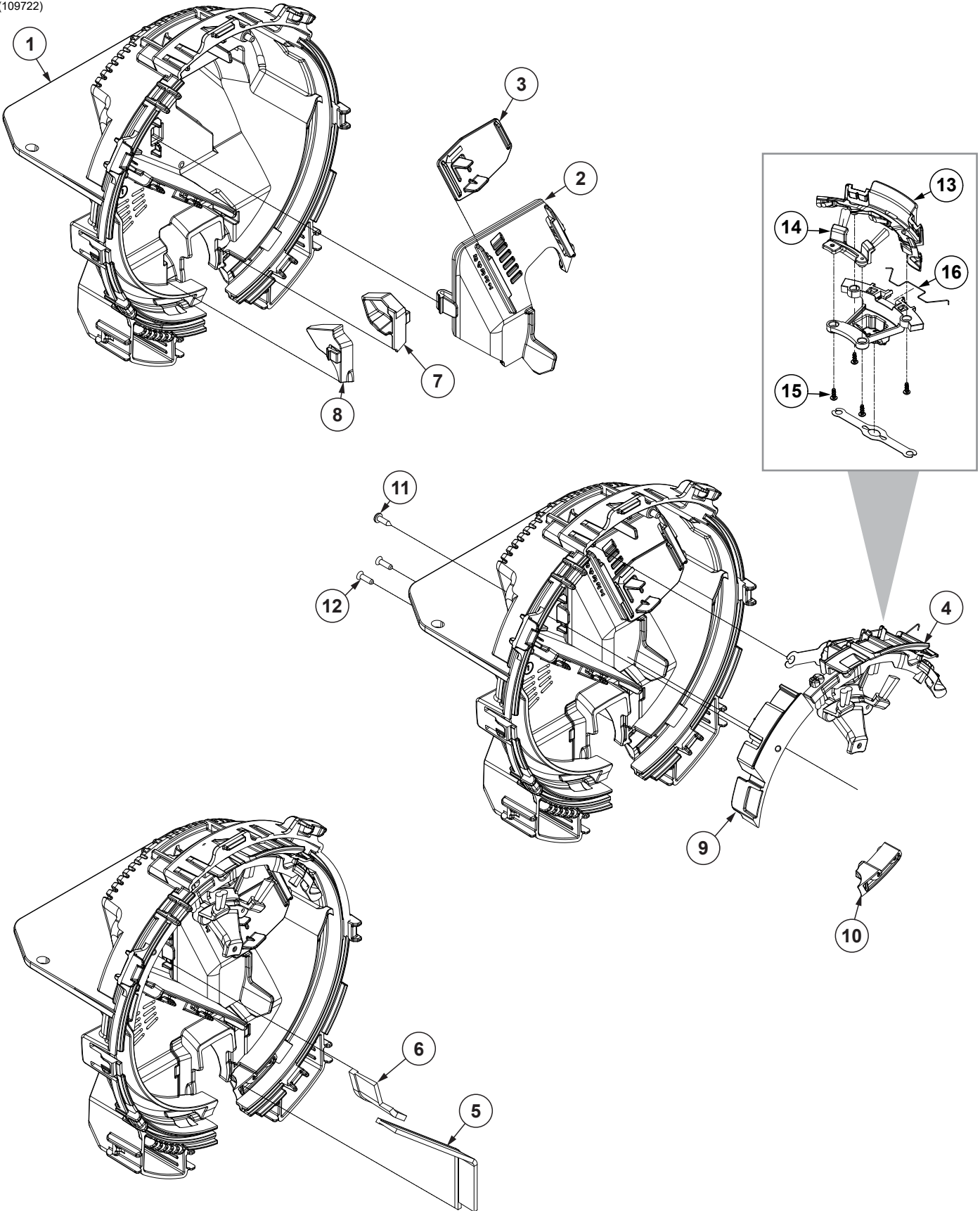
ITEM	PART NO.	QTY.	DESCRIPTION
1	GA27133	1	Seed Delivery Upper Housing Assembly
	G10208201	1	Seed Delivery Upper Housing (Included W/GA27133)
	G11996	1	Spring Slot Pin, 3/16" x 2 1/4" (Included W/GA27133)
2	GA27084	1	Seed Delivery Lower Housing Assembly
	GB1250	1	Seed Delivery Lower Housing (Included W/GA27084)
3	G10545501	1	Seed Delivery Gearcase Assembly
4	GD36938	1	Belt Tensioner Spring
5	G10724301	3	Phillips Pan Head Machine Screw, No. 8-32 x 7/16"
6	G11067	2	Phillips Pan Head Machine Screw, No. 8-32 x 3/4", Stainless Steel
7	G11995	3	Internal Tooth Washer, No. 8, Stainless Steel
8	GA27005	1	Brush Wheel Assembly
9	GA27004	1	Brush Wheel Comb Assembly
10	GB1257	1	Seed Relief Scrubber
11	G10425701	1	Phillips Pan Head Machine Screw, No. 8-32 x 7/8", Black Oxide
12	G11202	2	Lock Nut W/Nylon Insert, No. 8-32, Stainless Steel
13	GB1256	1	Seed Delivery Belt
14	G10218301	1	Belt Drive Sprocket
15	GA27134	1	Seed Delivery Idler Pulley Assembly
	GB1255	1	Seed Deliver Idler Pulley (Included W/GA27134)
16	G10425501	1	Washer, 12 MM O.D. x 4.3MM I.D. x 1MM
17	G10425401	1	Phillips Flat Head Tapping Screw, No. 8-18 x 1/2"
18	G10208301	1	Seed Delivery Upper Cover
19	GB1251	1	Seed Delivery Lower Cover
20	GA27003	1	Seed Sensor Assembly
21	G10230701	1	Hex Socket Head Cap Screw, No. 10-24
	G10060301	1	Knob, No. 10
22	G10366201	2	Slotted Rectangular Washer
23	G11729	1	Hex Lock Nut, No. 6-32
24	GD36936	1	Wear Strip
A	GA27001	1	Seed Delivery System Assembly, Items 1-21

(109724)



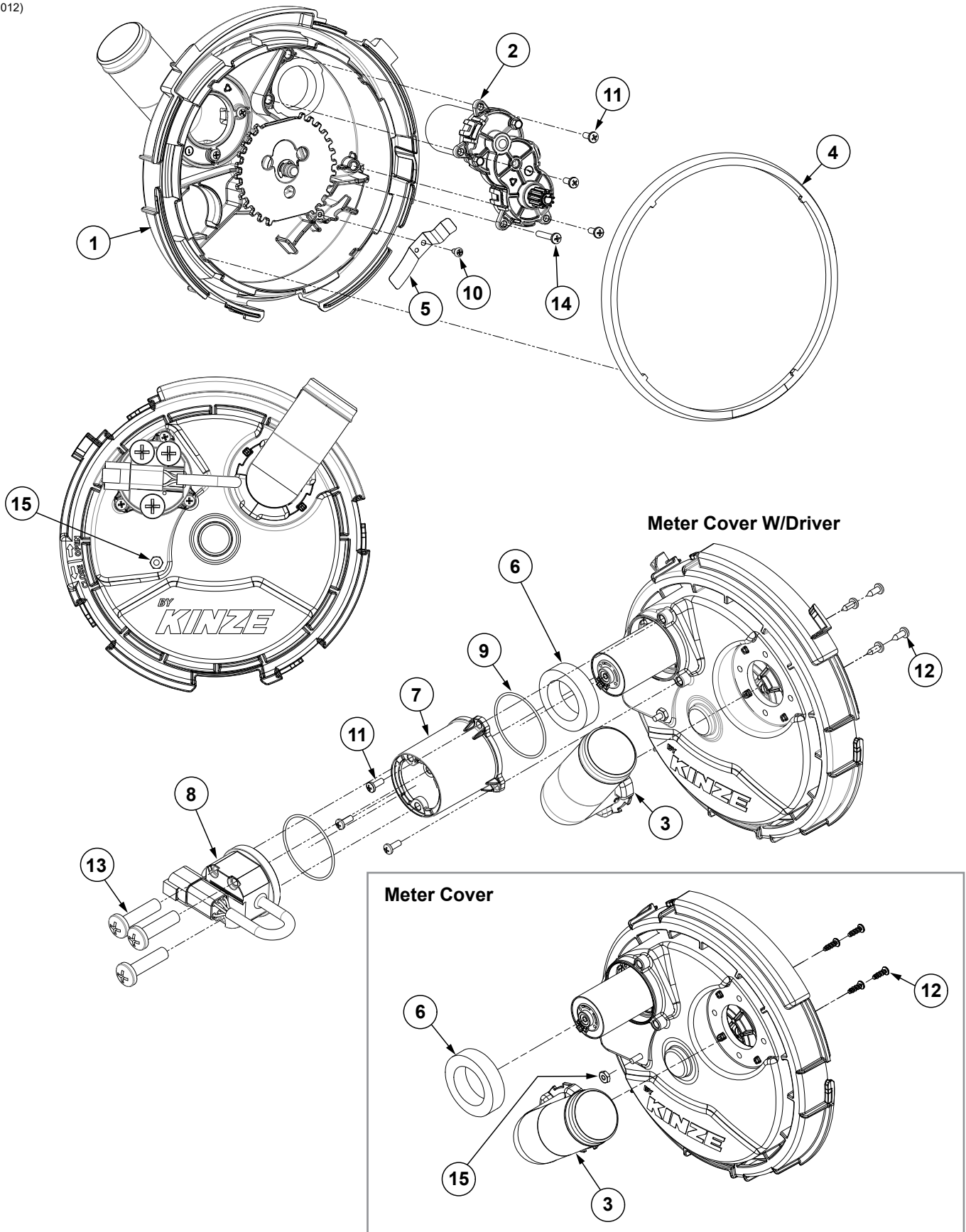
ITEM	PART NO.	QTY.	DESCRIPTION
1	---	1	See "True Speed Meter Housing" on page P63
2	---	1	See "True Speed Meter Cover" on page P65
3	G10213501	1	True Speed ESD Ground Strap Harness
4	G10928	1	Hex Nut, No. 8-32, Stainless Steel
5	G10478701	1	Seed Disc Retention Clip (Included W/Item 6)
6	G10892X	-	Seed Disc, Corn, 32 Cell (Light Blue Color-Coded) and Ejector Assembly
	G10894X	-	Seed Disc, Soybean, 46 Cell (Black Color-Coded) and Ejector Assembly
	G10893X	-	Seed Disc, Soybean, 92 Cell (Black Color-Coded) and Ejector Assembly
	G10992X	-	Seed Disc, Cotton, 46 Cell (Green Color-Coded) and Ejector Assembly
	G10860X	-	Seed Disc, Sugar Beets/Milo, 46 Cell (Orange Color-Coded) and Ejector Assembly
	G11124X	-	Seed Disc, Sunflower, 23 Cell (Yellow Color-Coded) and Ejector Assembly
7	G10177501	-	Ejector Assembly, 32 Cell Corn (Included W/G10892X)
	G10177701	-	Ejector Assembly, 46 Cell Soybean (Included W/G10894X)
	G10177601	-	Ejector Assembly, 92 Cell Soybean (Included W/G10893X)
	GA27002	-	Ejector Assembly, 46 Cell Cotton (Included W/G10992X)
	GA27023	-	Ejector Assembly, 46 Cell Sugar Beets (Included W/G10860X)
	G10618501	-	Ejector Assembly, 23 Cell Sunflower (Included W/G11124X)
A	G10750X	1	True Speed Meter W/Driver Assembly, Items 1-4

(109722)



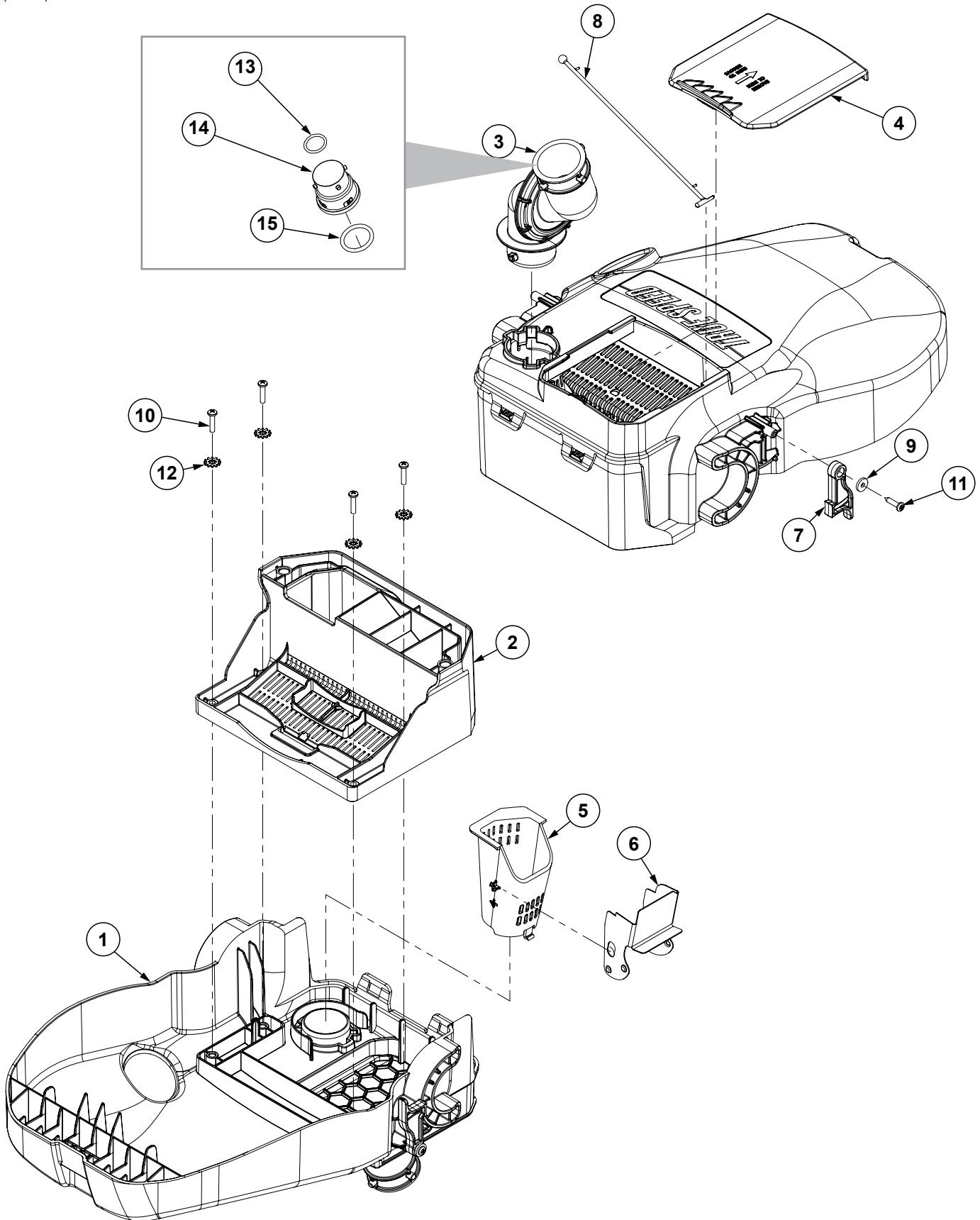
ITEM	PART NO.	QTY.	DESCRIPTION
1	G10208401	1	Meter Housing
2	GB1275	1	Meter Baffle
3	GB1276	1	Door Baffle
4	GA27013	1	Singulator Assembly (Includes Items 13-14)
5	GD36954	1	Meter Wall Brush, Large
6	G10459801	1	Meter Wall Brush, Small
7	GB1307	1	Meter Housing Plug
8	GB1306	1	Meter Housing Plug
9	G10153101	1	Upper Seed Relief Insert
10	G10949902	1	Lower Seed Relief Insert
11	G11556	1	Phillips Pan Head Tapping Screw, 6-19 x 1/2"
12	G10181201	2	Phillips Pan Head Tapping Screw, No. 6-19 x 1/2"
13	GA27015	1	Outer Singulator Brush (Included W/Item 4)
14	GA27014	1	Inner Singulator Brush (Included W/Item 4)
15	G11619	4	Phillips Pan Head Tapping Screw, No. 6-19 x 3/8"
16	G10320201	1	Singulator Spring

(A27012)



ITEM	PART NO.	QTY.	DESCRIPTION
1	G10320401	1	Meter Cover W/Bearing Assembly
2	G10545601	1	Meter Gearcase Assembly
	GA27007	-	BLDC Motor (Included W/G10545601)
	GB1288	-	Meter Pinion Gear (Included W/G10545601)
	G11994	-	External Side Mount Retaining Ring (Included W/G10545601)
	G10263501	-	Hex Serrated Flange Machine Screw, No. 6-32 x 5/8" Grade 5 (Included W/G10545601)
3	GB1281	1	Vacuum Elbow
4	GB1282	1	Meter Seal
5	GD36959	1	Ejector Arm Retention Spring
6	G10108302	1	Motor Foam Seal
7	GB1289	1	BLDC Cover Housing
8	G10429001	1	Motor Driver Assembly
9	GB1291	2	O-Ring
10	G11619	1	Phillips Pan Head Tapping Screw, No. 6-19 x 3/8"
11	G10724301	6	Phillips Pan Head Machine Screw, No. 8-32 x 7/16"
12	G11578	4	Phillips Pan Head Tapping Screw, No. 8-18 x 1/2"
13	G11297	3	Phillips Pan Head Machine Screw #8 - 32 x 1 3/8", Stainless Steel
14	G11201	1	Phillips Pan Head Machine Screw, No. 8-32 x 1", Stainless Steel
15	G10928	1	Hex Nut, No. 8-32, Stainless Steel

(103368)



ITEM	PART NO.	QTY.	DESCRIPTION
1	G10229302	1	Mini-Hopper Cover
2	GB1240	1	Mini-Hopper
3	GA26999	1	Bulk Fill Swivel Inlet
4	GB1242	1	Mini-Hopper Lid
5	G10506301	1	Bulk Fill Diffuser
6	G10199801	1	Diffuser Door
7	GB1246	1	Hopper Latch
8	GB1247	1	Tether
9	G11983	1	Flat Washer, No. 8
10	G11067	4	Phillips Pan Head Machine Screw, No. 8-32 x 3/4", Stainless Steel
11	G11770	1	Phillips Pan Head Tapping Screw,
12	G10931	4	Lock Washer, No. 8, Internal/External, Stainless Steel
13	GD19508	-	Small O-Ring
14	GB0430	-	Bulk Fill Large Cap
15	GD19509	-	O-Ring, Large

NOTE: Push row units use the same seed tube, row unit depth adjustment components, quick adjustable down force springs, 15" opener disc blades, gauge wheels, closing wheels, meter drive and seed hopper as the pull row unit. See those pages for common parts.

[See "Shank Assembly, Seed Tube, and Depth Adjustment" on page P3](#)

[See "Parallel Arms, Mounting Support Plate, and Quick Adjustable Down Forces Springs Option" on page P7](#)

[See "15" Seed Opener Disc Blade/Bearing Assembly and Scrapers" on page P15](#)

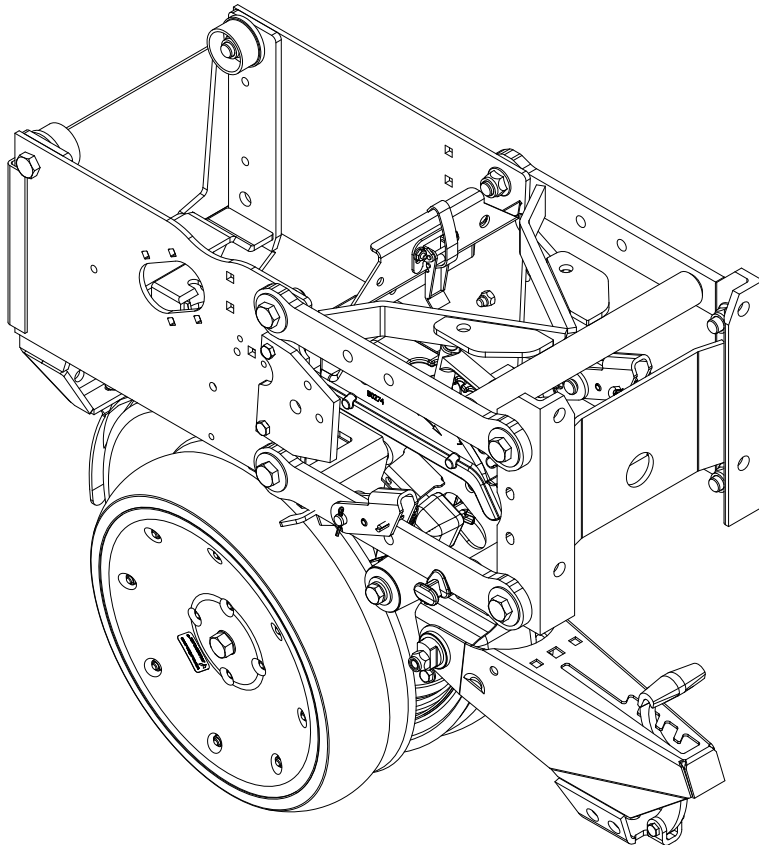
[See "Gauge Wheels" on page P17](#)

[See "'V" Closing Wheels" on page P19](#)

[See "Hopper Support and Meter Drive" on page P23](#)

[See "Seed Hopper and Lid" on page P26](#)

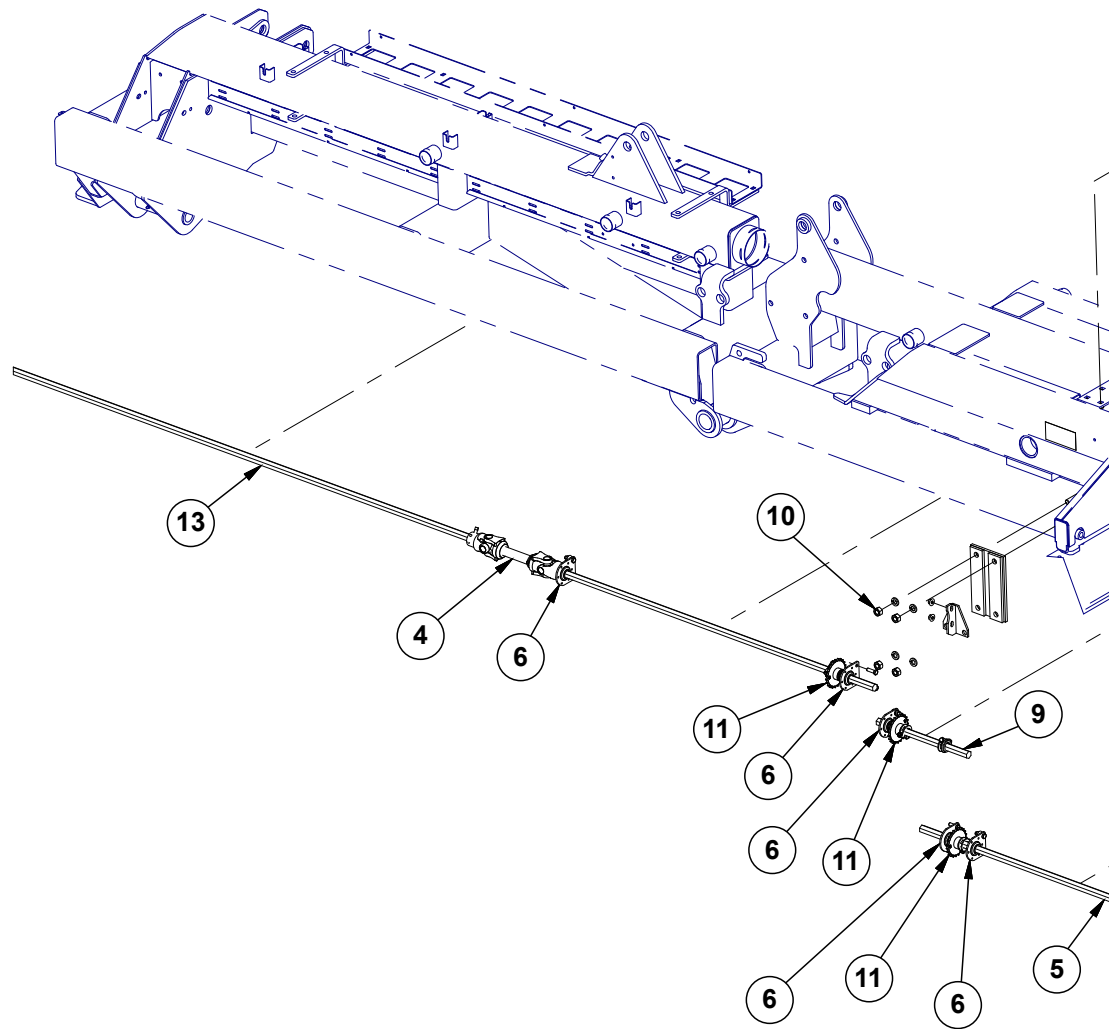
NOTE: Row unit assembly does not include the following: seed meter assembly, seed tube assembly, row unit hopper assembly, closing wheels, or seed meter clutch.



ITEM	PART NO.	QTY. (Per Row)	DESCRIPTION
1	G10504X	1	Push Row Unit Assembly, Standard Gauge Wheel
2	G10985X	1	Push Row Unit Assembly, Spoked Gauge Wheel
3	G10917X	1	Push Row Unit Assembly, Standard Gauge Wheel (True Speed)
4	G10918X	1	Push Row Unit Assembly, Spoked Gauge Wheel (True Speed)

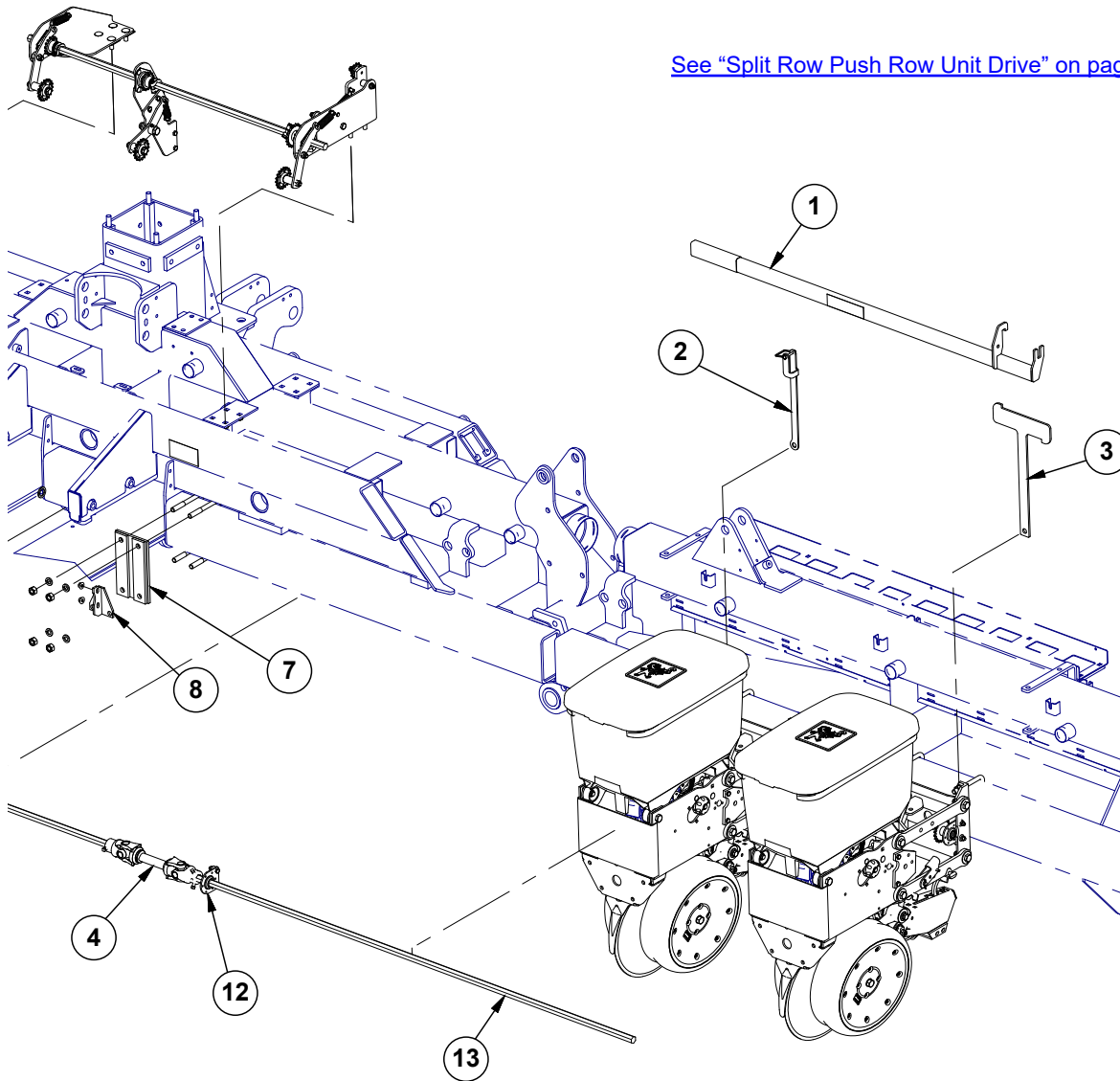
This page left blank intentionally.

(IP1625)



12 Row Shown

ITEM	PART NO.	QTY.	DESCRIPTION
1	GA24889	1	Lift Lever W/Boot
2	GD35471	1	Bracket (Lift Lever)
	GD9695	1	Wire Lock Pin, 1/4" x 1 3/4"
3	GD35472	1	Mount
4	GA7123	2	U-Joint Assembly, 4 1/2"
	G10688	8	Square Head Set Screw, 3/8"-16 x 5/8"
5	GD0914-52	3	Hex Shaft, 7/8" x 52"
6	GA2180	5	Hanger Bearing, 7/8" Hex Bore
	G10004	10	Hex Head Cap Screw, 3/8"-16 x 1 1/4"
	G11091	8	Serrated Flange Nut, 3/8"-16
7	GA13683	2	Base Plate
8	GA13679	2	Bearing Mount

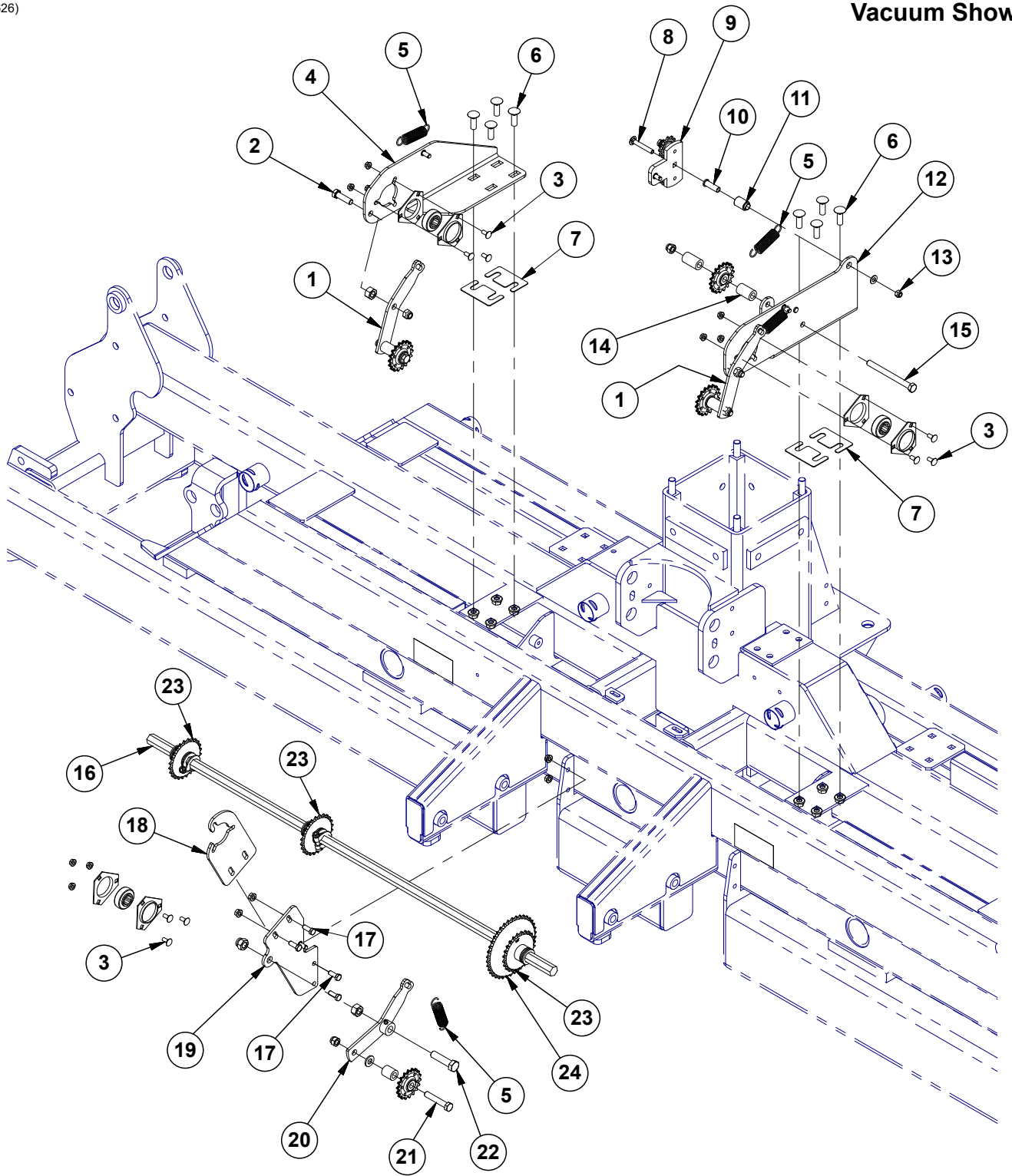


[See "Split Row Push Row Unit Drive" on page P73](#)

ITEM	PART NO.	QTY.	DESCRIPTION
9	GD0914-15	1	Hex Shaft, 7/8" x 15" (No Holes)
	GA11331	7	Hex Lock Clamp Assembly
	G10233	40	Machine Bushing, 1 1/2" x 1/32", 10 Gauge
	G10229	2	Lock Washer, 3/8"
	G10101	2	Hex Nut, 3/8"-16
	10	G10104	10
G10230		8	Lock Washer, 5/8"
GD16598		4	U-Bolt, 4" x 7" x 5/8"-11
11		GA5108	3
	GA5109		Sprocket, 24 Tooth (Vacuum)
12	GA2180	1	Hanger Bearing, 7/8" Hex Bore
	G10004	24	Hex Head Cap Screw, 3/8"-16 x 1 1/4"
	G11091	24	Serrated Flange Nut, 3/8"-16
13	GD0914-78	2	Hex Shaft, 7/8" x 78" (No Holes), 12 Row
	GD0914-138	2	Hex Shaft, 7/8" x 138" (No Holes), 16 Row

(IP1626)

Vacuum Shown



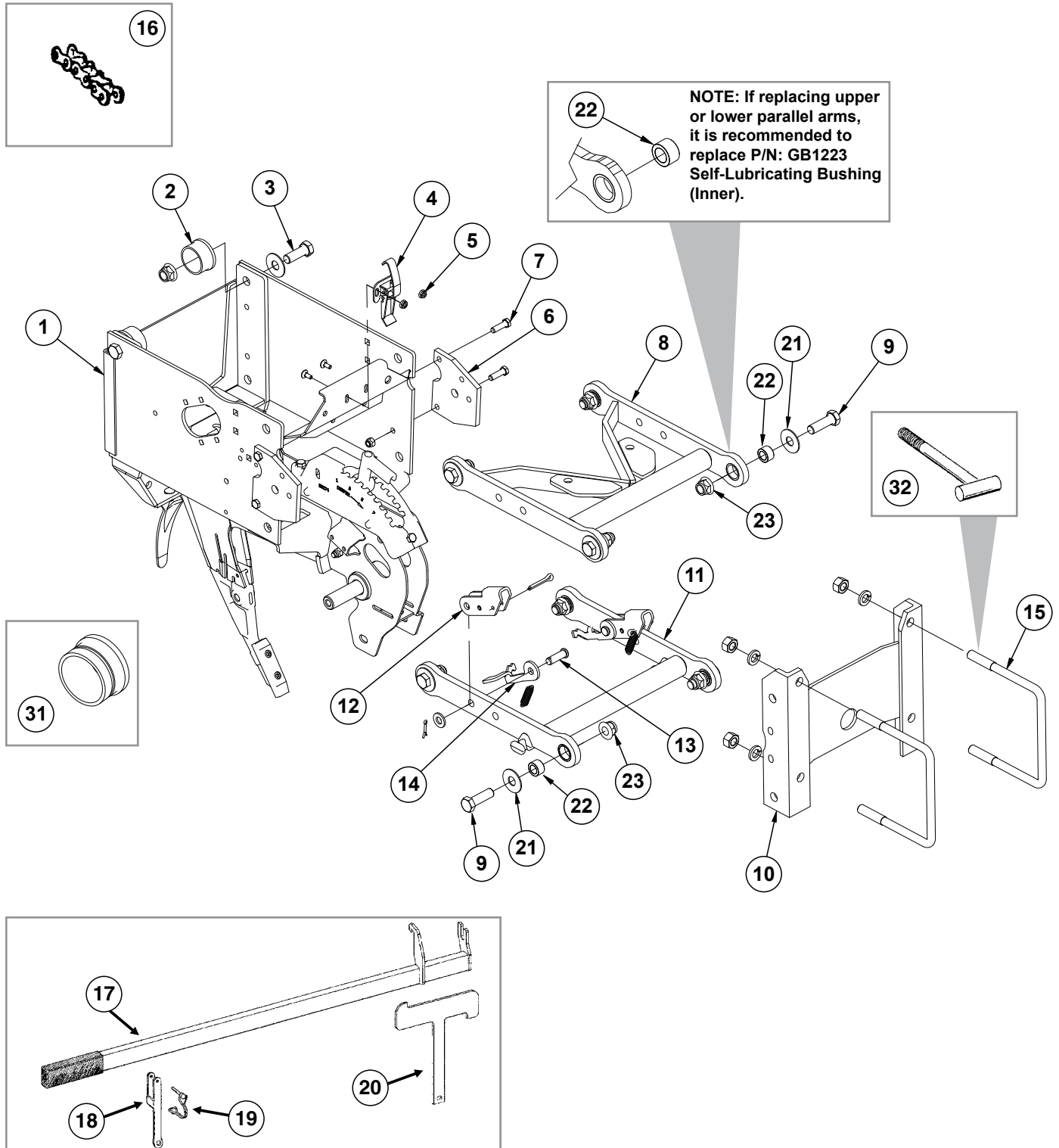
ITEM	PART NO.	QTY.	DESCRIPTION
1	GD17051	2	Idler
	G10033	2	Hex Head Cap Screw, 1/2"-13 x 3 1/2"
	G11389	2	Flat Washer, 1/2" Plated SAE
	GA7154	3	Sprocket W/Bearing, 18 Tooth
	GD4887-18	3	Sleeve, 1" O.D. x 5/8" I.D. x 1 3/4"
	G10111	3	Lock Nut, 1/2"-13
2	G10039	2	Hex Head Cap Screw, 1/2"-13 x 1 3/4"
	G10102	2	Hex Nut, 1/2"-13
3	G10312	9	Carriage Bolt, 5/16"-18 x 3/4"
	G10620	9	Serrated Flange Nut, 5/16"-18
	G3400-01	6	Flangette
	G2100-03	3	Bearing, 7/8" Hex Bore, Spherical
4	GD18748	1	Split Row Carrier Bracket
	G10870	1	Clevis Pin, 3/8" x 1"
	G10860	1	Retaining Ring, 3/8"
5	GD5857	4	Spring
6	G10636	8	Carriage Bolt, 1/2"-13 x 1 1/2"
	G10071	8	Serrated Flange Nut, 1/2"-13
7	GD19599	4	Shim, 16 Gauge
8	G10317	1	Carriage Bolt, 3/8"-16 x 2 1/2"
9	GA11287	1	Double Idler Assembly
	G10047	2	Hex Head Cap Screw, 3/8"-16 x 1 3/4" (Included W/GA11287)
	G10229	2	Lock Washer, 3/8" (Included W/GA11287)
	G11387	2	Flat Washer, 3/8" SAE (Included W/GA11287)
	GD7426	2	Sprocket, 12 Tooth (Included W/GA11287)
	GD1026	2	Sleeve, 1 3/16" Long (Included W/GA11287)
	GD15537	1	Bracket (Included W/GA11287)
	G10870	1	Clevis Pin, 3/8" x 1" (Not Included in Double Idler Assembly (GA11287))
	G10860	1	Retaining Ring, 3/8" (Not Included in Double Idler Assembly (GA11287))
10	GD19360	1	Bushing, 3/8" x 1/2"
11	GD19359	1	Sleeve, 7/8" O.D. x .515" I.D.
12	GD19597	1	Crossover Bracket
	G10870	2	Clevis Pin, 3/8" x 1"
	G10860	2	Retaining Ring, 3/8"
13	G10108	1	Lock Nut, 3/8"-16
	G11387	1	Flat Washer, 3/8" SAE
14	GD4887-16	1	Sleeve, 1" O.D. x 5/8" I.D. x 1 5/8"
15	G10980	1	Hex Head Cap Screw, 1/2"-13 x 5 1/2"
16	GD0914-52	1	Hex Shaft, 7/8" x 52"
	GA11331	7	Hex Lock Clamp Assembly
	G10233	40	Machine Bushing, 1 1/2" x 1/32", 10 Gauge
17	G10001	4	Hex Head Cap Screw, 3/8"-16 x 1"
	G10622	4	Serrated Flange Nut, 3/8"-16
18	GD19085	1	Middle Row Adjusting Bracket
19	GD19596	1	Middle Row Bracket
	G10870	1	Clevis Pin, 3/8" x 1"
	G10860	1	Retaining Ring, 3/8"
20	GA13234	1	Idler Arm (R.H.)
21	G10397	1	Hex Head Cap Screw, 1/2"-13 x 2 3/4"
	GD4887-17	1	Sleeve, 1 O.D. x 9/16 I.D. x 1 1/8"
	GA7154	1	Sprocket W/Bearing, 18 Tooth
	G11389	1	Flat Washer, 1/2" Plated SAE
	G10111	1	Lock Nut, 1/2"-13

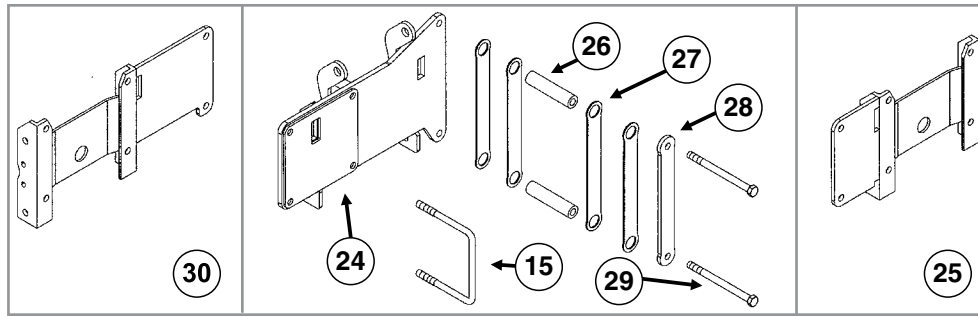
Continued on the next page.

ITEM	PART NO.	QTY.	DESCRIPTION
22	G10009	1	Hex Head Cap Screw, 5/8"-11 x 2 1/2"
	G10107	1	Lock Nut, 5/8"-11
	G10104	1	Hex Nut, 5/8"-11
23	GA5109	3	Sprocket, 24 Tooth (Used W/Vacuum Hydraulic Drive)
	GA5105	3	Sprocket, 15 Tooth (Used W/Mechanical Hydraulic Drive)
	G3310-104	-	Chain, No. 40, 104 Pitch Including Connector Link, Used With 38 Tooth(Vacuum)
	G3310-100	-	Chain, No. 40, 100 Pitch Including Connector Link (Mechanical)
	GR0912	-	Connector Link, No. 40
24	GA11285	1	Sprocket, 38 Tooth (Used W/Vacuum Hydraulic Drive)
	G3310-170	-	Chain, No. 40, 170 Pitch Including Connector Link
	GA5107	1	Sprocket, 19 Tooth (Used W/Mechanical Hydraulic Drive)
	G3310-158	-	Chain, No. 40, 158 Pitch Including Connector Link (Mechanical)
	GR0912	-	Connector Link, No. 40

This page left blank intentionally.

NOTE: Push row units use the same seed tube, row unit depth adjustment components, quick adjustable down force springs, 15" opener disc blades, gauge wheels, closing wheels, meter drive and seed hopper as the pull row unit. See those pages for common parts.





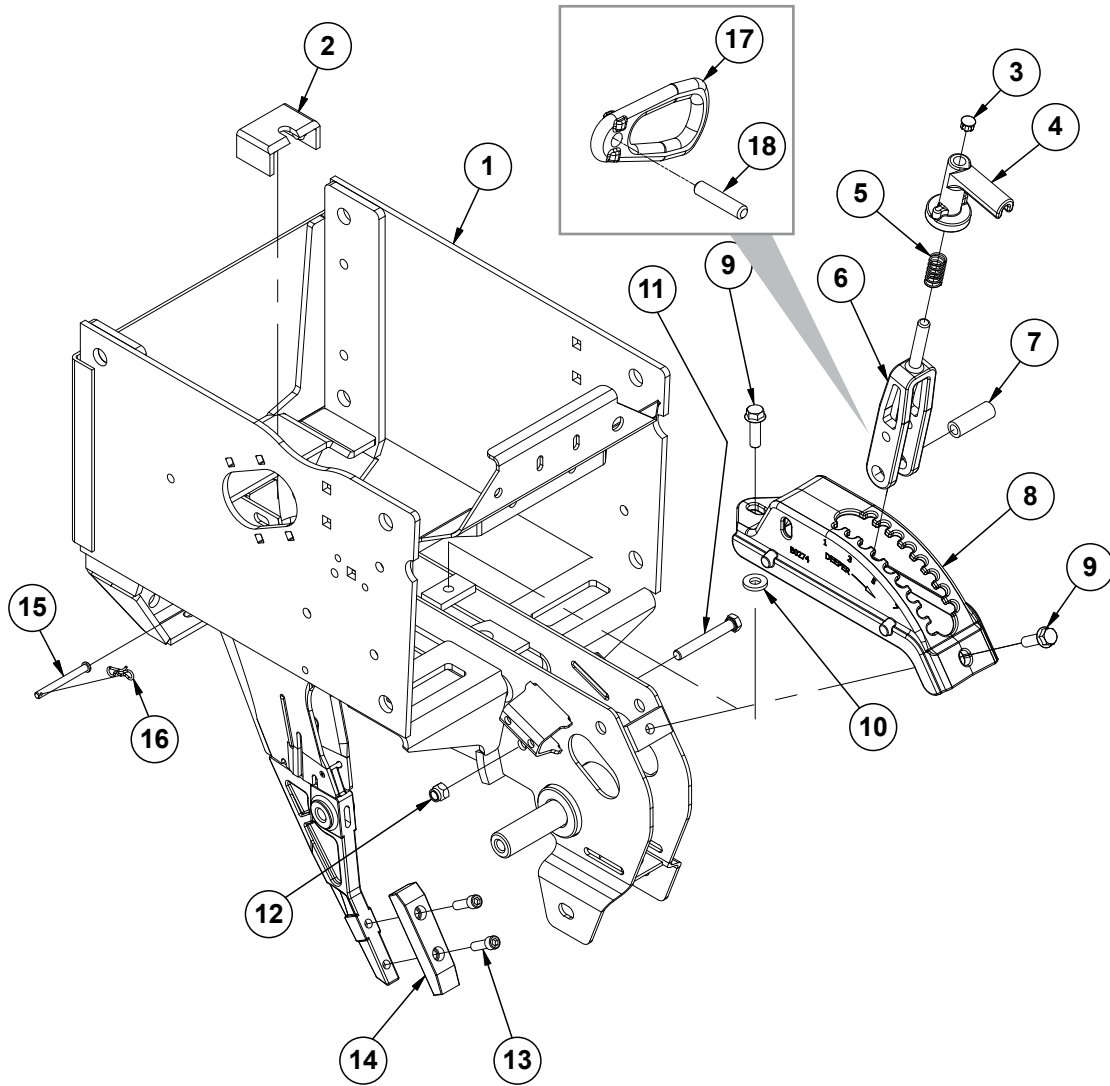
ITEM	PART NO.	QTY. (Per Row)	DESCRIPTION
1	---	1	See "Shank and Depth Adjustment (Split Row)" on page P81
2	GB0314	2	Hopper Mount
3	G10751	2	Hex Head Cap Screw, 5/8"-18 x 1 3/4"
	G11514	2	Lock Nut, 5/8"-18
4	GA2007	1	Hopper Hold Down Latch
5	G10621	2	Serrated Flange Nut, 1/4"-20
	G10309	2	Carriage Bolt, 1/4"-20 x 5/8", Grade 5
6	GD24545	2	Row Unit Stop
7	G10003	4	Hex Head Cap Screw, 3/8"-16 x 1 1/2"
	G10108	4	Lock Nut, 3/8"-16
8	G10011301	1	Upper Parallel Arm Assembly
	GB1224	-	Self-Lubricating Bushing (Included W/G10011301)
9	G10732	4	Hex Head Cap Screw, 5/8"-18 x 2"
10	GA11971	1	Mounting Plate
11	G10011401	1	Lower Parallel Arm Assembly
	GB1224	-	Self-Lubricating Bushing (Included W/G10011301)
12	GD11264	1	Lockup
	G10718	2	Spring Pin, 5/16" x 1 1/8"
	G10463	2	Cotter Pin, 1/4" x 1 1/2"
	GD25569	2	Spring
13	G10284	2	Clevis Pin, 1/2" x 1 1/2"
	G11389	2	Flat Washer, 1/2" Plated SAE
	G10451	2	Cotter Pin, 1/8" x 1"
14	GD25568	1	Spring Mount Tab, L.H.
	GD29459	1	Spring Mount Tab, R.H.
15	GD1113	2	U-Bolt, 5" x 7" x 5/8"-11
	G10230	4	Lock Washer, 5/8"
	G10104	4	Hex Nut, 5/8"-11
16	G3303-96	1	Chain, No. 41, 96 Pitch Including Connector Link
	GR0196	1	Connector Link, No. 41
17	GA24889	-	Lift Lever W/Boot
	GD11649	-	Boot (Included W/GA24889)
18	GD35471	1	Bracket (Lift Lever)
19	GD9695	1	Wire Lock Pin, 1/4" x 1 3/4"
20	GD35472	1	Mount
21	G11976	10	Flat Washer, 5/8" x 1 3/4"
22	GB1223	8	Self-Lubricating Bushing
23	G11514	8	Lock Nut, 5/8"-18
24	GA12677	-	Offset Hinge Mount
25	GA12675	-	Offset Mount

Continued on the next page.

ITEM	PART NO.	QTY. (Per Row)	DESCRIPTION
26	GD7817-18	2	Spacer, 1 ¹ / ₁₆ " I.D. x 5 1 ¹ / ₂ " Long
27	GD18136	4	Pad
28	GD18135	1	Bar
29	G10341	-	Hex Head Cap Screw, 5 ⁸ / ₁₆ "-11 x 8"
	G10230	-	Lock Washer, 5 ⁸ / ₁₆ "
	G10104	-	Hex Nut, 5 ⁸ / ₁₆ "-11
30	GA12676	-	Offset Mount
31	GD17052	-	Vacuum Plug
	G10001	-	Hex Head Cap Screw, 3 ⁸ / ₁₆ "-16 x 1"
	G10108	-	Lock Nut, 3 ⁸ / ₁₆ "-16
	G11387	-	Flat Washer, 3 ⁸ / ₁₆ " SAE
32	GA9105	-	T-Bolt, 5 ⁸ / ₁₆ "-11 x 6" (Center Rows)
	G10230	-	Lock Washer, 5 ⁸ / ₁₆ "
	G10104	-	Hex Nut, 5 ⁸ / ₁₆ "-11
A	G1K534	-	Push Unit Lock-Up Kit, Items 6, and 12-14 (Includes GD24545 - Push Unit Stop)
B	G1K535	-	Push Unit Spring Lock-Up Kit, Items 12-14
C	G1K759	-	Push Row Unit Parallel Kit, Includes: (1) G10011301, (1) G10011401, (8) GB1223, (8) G11976, (2) G10732, (8) G11514, (6) G10751, (2) IS1066

This page left blank intentionally.

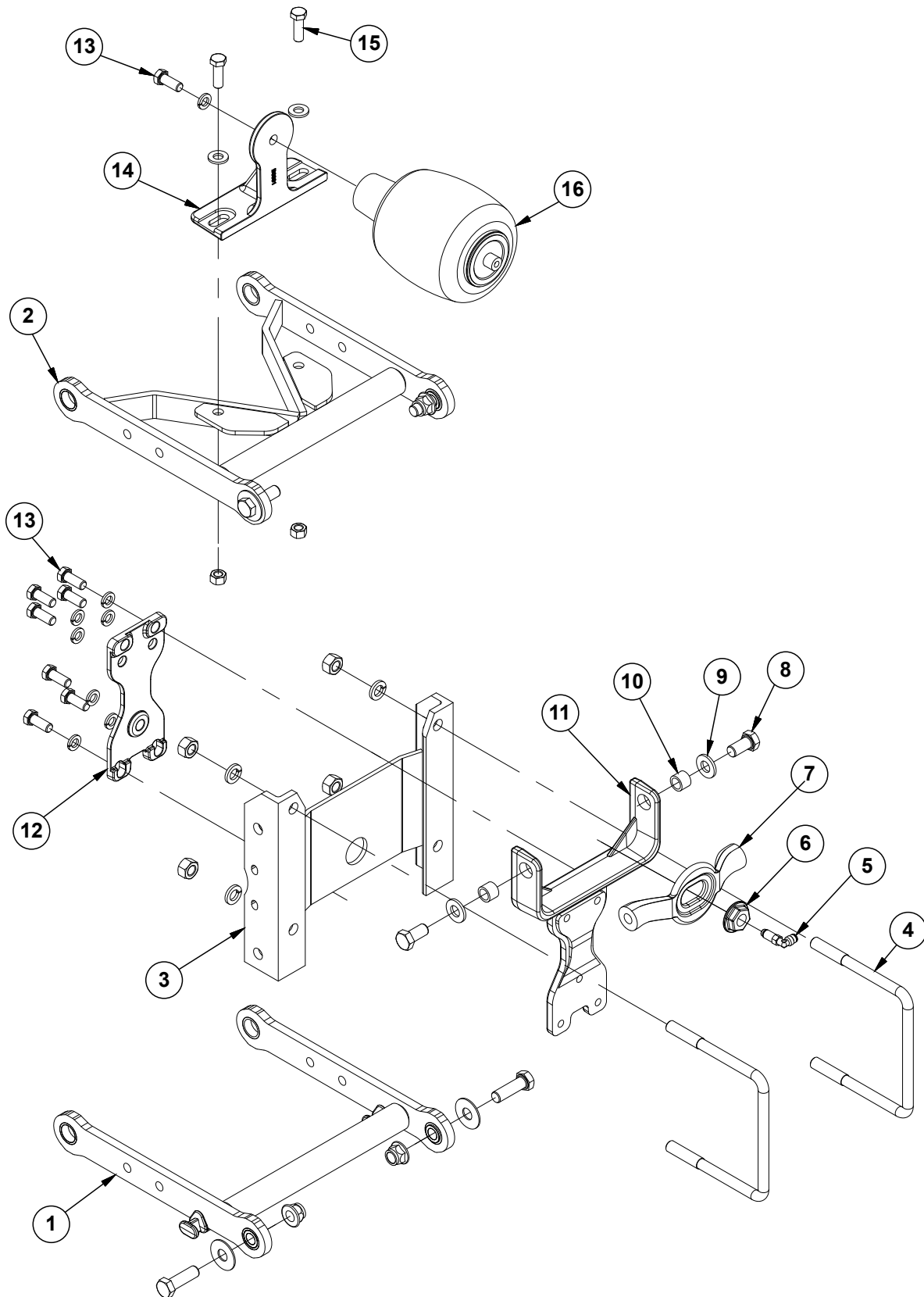
(IP1585)



NOTE: Items 13 and 14 are only applicable to Non-True Speed row units.

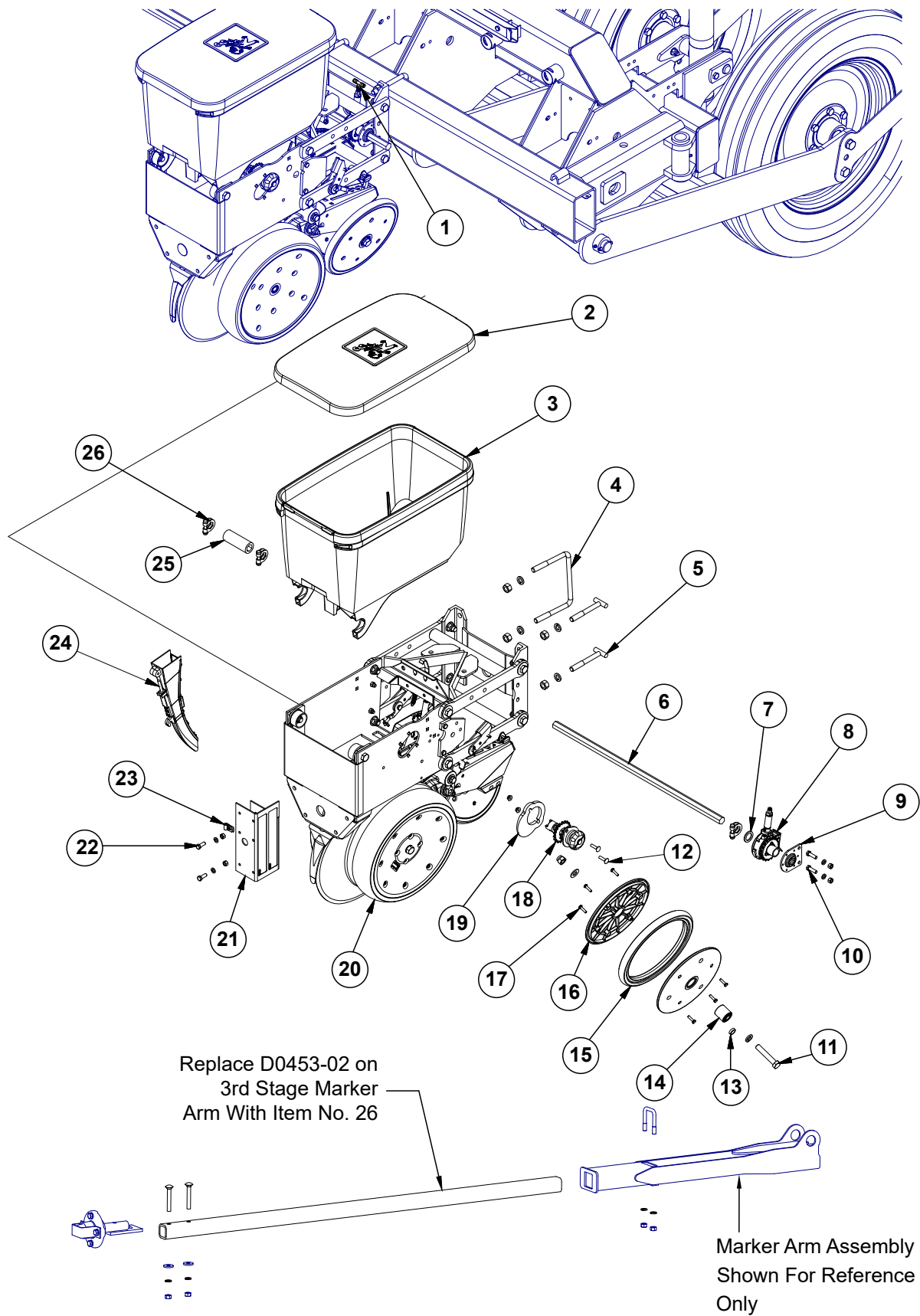
ITEM	PART NO.	QTY. (Per Row)	DESCRIPTION
1	GA26297	1	Push Row Unit Shank (Non-True Speed)
	G10258501	1	Push Row Unit Shank (True Speed)
2	GD16245	1	Sun Shade (Rubber)
3	GD3612	1	Cap Plug
4	GB0266	1	Handle, Depth Adjustment
5	GD10993	1	Spring
6	GB0267	1	Lever, Depth Adjustment
7	GD11259	1	Sleeve, $\frac{3}{8}$ " I.D. x $\frac{5}{8}$ " O.D. x $1\frac{25}{32}$ " Long
8	GB0274	1	Cover, Depth Adjustment
9	G11015	2	Hex Washer Head Cap Screw, $\frac{3}{8}$ "-16 x $1\frac{1}{4}$ "
10	G10207	1	Washer, $\frac{7}{8}$ " O.D. x $1\frac{3}{32}$ " I.D. x .134"
11	G11592	1	Hex Head Cap Screw, $\frac{3}{8}$ "-24 x $2\frac{3}{4}$ ", Grade 8
12	G11591	1	Nylon Lock Nut, $\frac{3}{8}$ "-24, Grade C
13	G10500901	2	Hex Socket Head Cap Screw, $\frac{5}{16}$ "-18 x 1"
14	G10038601	1	Scraper
15	G10551	1	Clevis Pin, $\frac{1}{4}$ " x $2\frac{1}{2}$ "
16	G10122301	1	Bow Tie Cotter Pin
17	GB0285	1	Collar, Depth Adjustment
18	G10402701	1	Depth Adjust Pin

(IP1641)



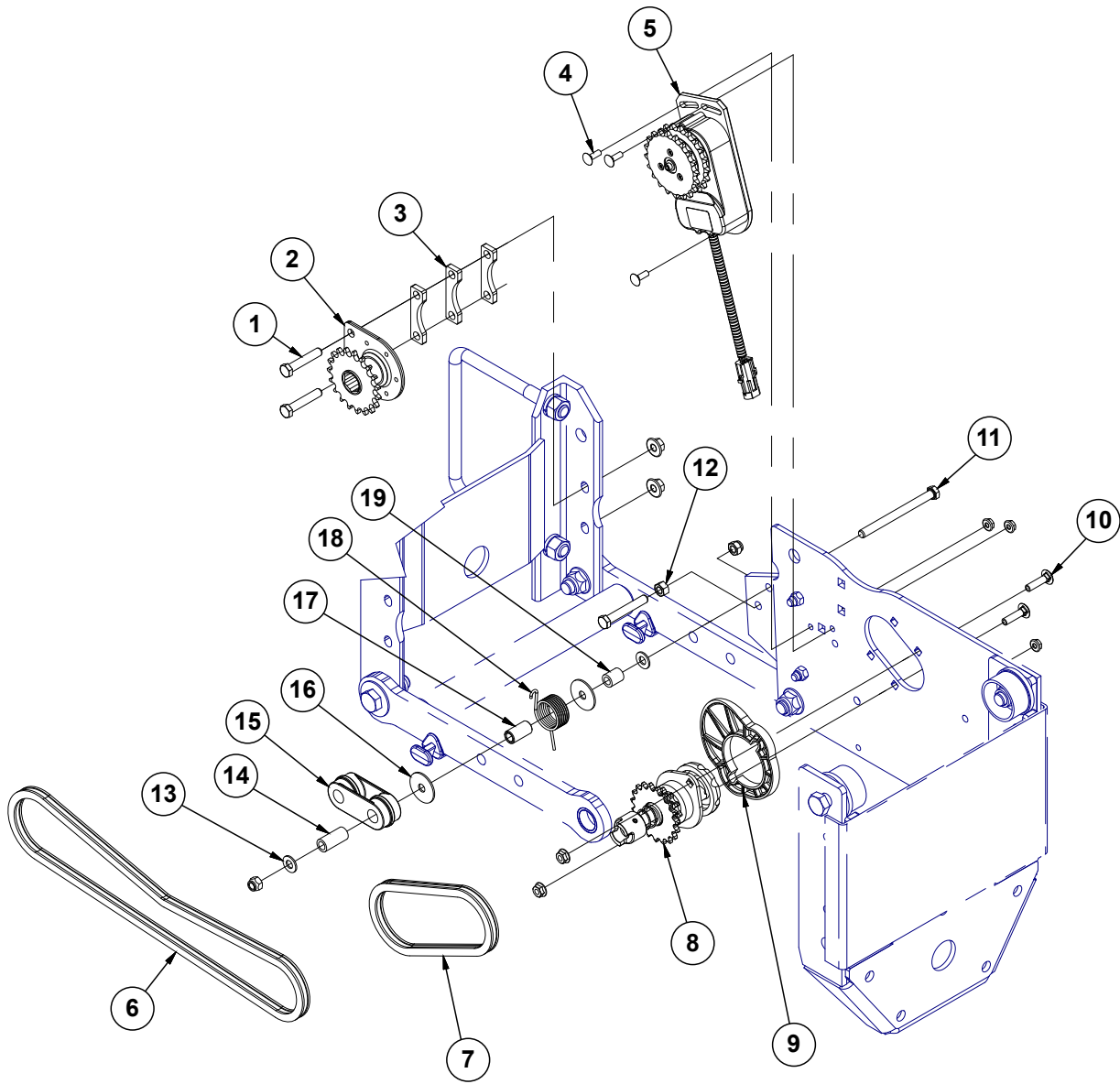
ITEM	PART NO.	QTY. (Per Row)	DESCRIPTION
1	---	---	See "Parallel Arms and Face Plate (Split Row)" on page P77
2	---	---	See "Parallel Arms and Face Plate (Split Row)" on page P77
3	---	1	See "Parallel Arms and Face Plate (Split Row)" on page P77
4	---	---	See "Parallel Arms and Face Plate (Split Row)" on page P77
5	GD18011	1	Elbow, 3/8" x 1/8" NPT Extended
6	GB0397	1	Shoulder Nut, 3/4"-16
7	GB0392	1	Yoke
8	G11018	2	Hex Head Cap Screw, 5/8"-18 x 1 1/4"
9	G11391	2	Flat Washer, 5/8" SAE
10	GD3180-30	2	Sleeve, 7/8" O.D. x 5/8" I.D. x 2 1/32"
11	GB0390	1	Yoke Mount
12	GB0389	1	Plate
13	G10037	8	Hex Head Cap Screw, 1/2"-13 x 1 1/4"
	G10228	8	Lock Washer, 1/2"
14	GB0391	1	Mount
15	G10017	2	Hex Head Cap Screw, 1/2"-13 x 1 1/2"
	G11389	2	Flat Washer, 1/2" SAE
	G10228	2	Lock Washer, 1/2"
	G10102	2	Hex Nut, 1/2"-13
16	GA11982	1	Air Spring Assembly

(IP1053)

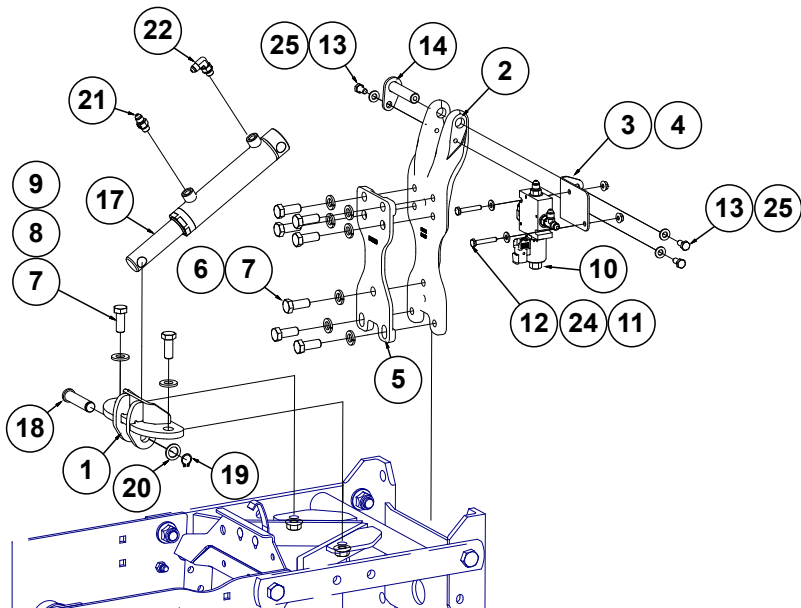
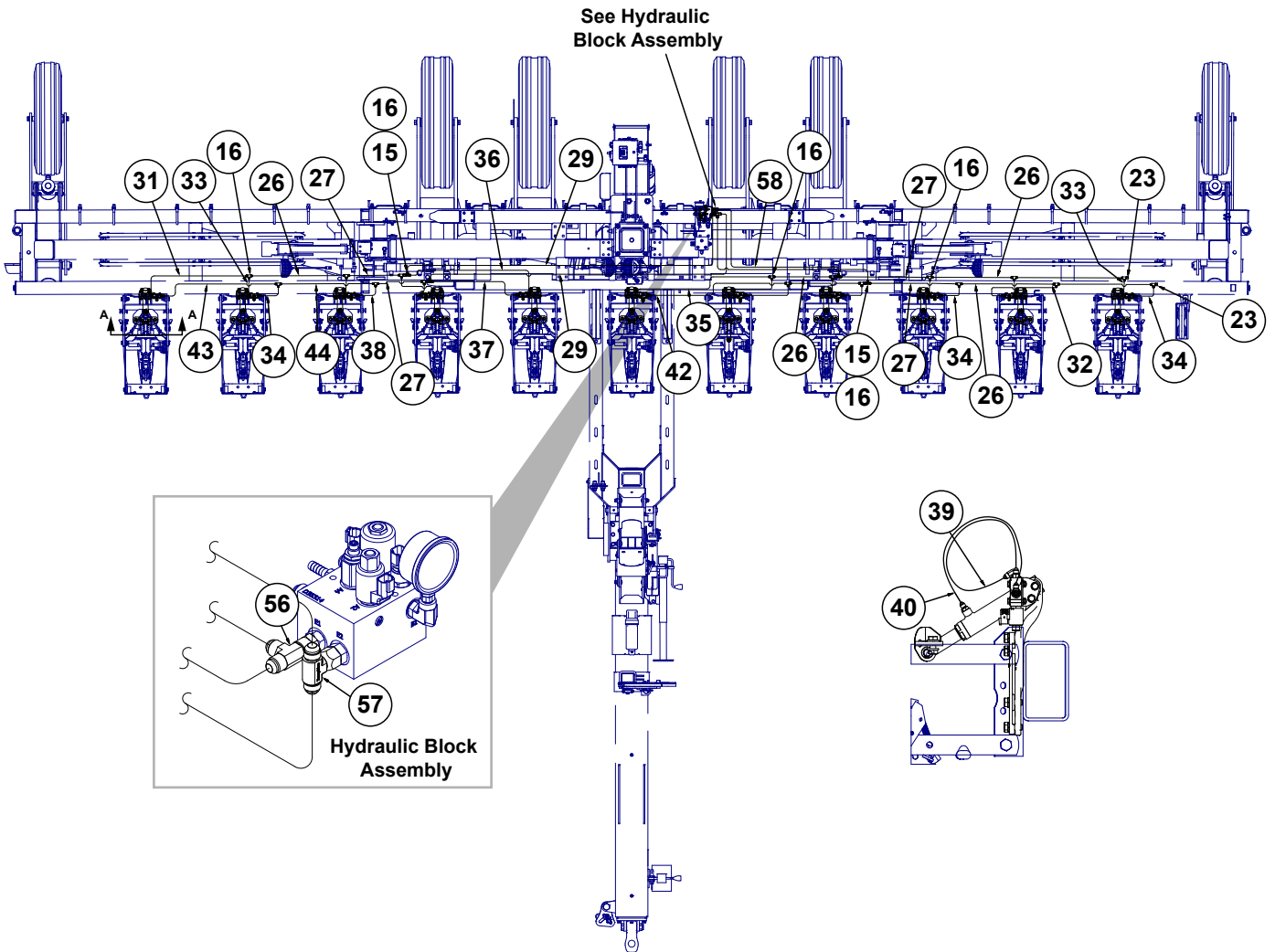


ITEM	PART NO.	QTY.	DESCRIPTION
1	GD18015	1	Tee, 1/4" Press On
2	GD11279	1	Lid
3	GA9714	1	Seed Hopper, Reinforced
4	GD16598	1	U-Bolt, 4" x 7" x 5/8"-11
	G10230	4	Lock Washer, 5/8"
	G10104	4	Hex Nut, 5/8"-11
5	GA13587	2	T-Bolt, 5/8"-11 x 5"
6	GD0914-15	1	Hex Shaft, 7/8" x 15" (No Holes), 12 Row
	GD0914-27	1	Hex Shaft, 7/8" x 27" (No Holes), 16 Row
7	G10233	1	Machine Bushing, 1 1/2" x 1/32", 10 Gauge
8	GA11331	3	Hex Lock Clamp Assembly
9	GA2180	1	Hanger Bearing, 7/8" Hex Bore
10	G10004	2	Hex Head Cap Screw, 3/8"-16 x 1 1/4"
	G11091	2	Serrated Flange Nut, 3/8"-16
11	G10013	2	Hex Head Cap Screw, 5/8"-11 x 3 1/2"
12	G10338	2	Carriage Bolt, 5/16"-18 x 1 1/4"
	G10620	2	Serrated Flange Nut, 5/16"-18
13	GD1109	2	Bushing, 4 1/4" I.D. x 7/8" O.D. x 1/4" Long
14	GA6171	2	Bearing
15	GD1085	2	Rubber Tire, 1" x 12"
16	GD9120	4	Nylon Half Wheel
17	G10064	12	Hex Head Cap Screw, 1/4"-20 x 1"
18	GA10151	1	Seed Meter Clutch Assembly, 11/19 Tooth
19	G11013001	1	Clutch Adapter Plate
20	---	-	See "Parallel Arms and Face Plate (Split Row)" on page P77
21	GA9130	1	Push Row Unit Light Bracket
22	G10001	2	Hex Head Cap Screw, 3/8"-16 x 1"
	G10229	2	Lock Washer, 3/8"
	G10101	2	Hex Nut, 3/8"-16
23	GD6291	1	Insulated Clamp, 3/8"
24	---	-	See "Planter Monitor Module (PMM)" on page P237
25	GD1719	1	Coupler, 4"
26	GD0453-03	-	Extension Tube, 50", 12 Row
	GD0453-08	1	Extension Tube, 65", 16 Row
A	GA6434	2	Rubber Closing Wheel Complete W/Bearing (Items 14-16)

(IP1665)

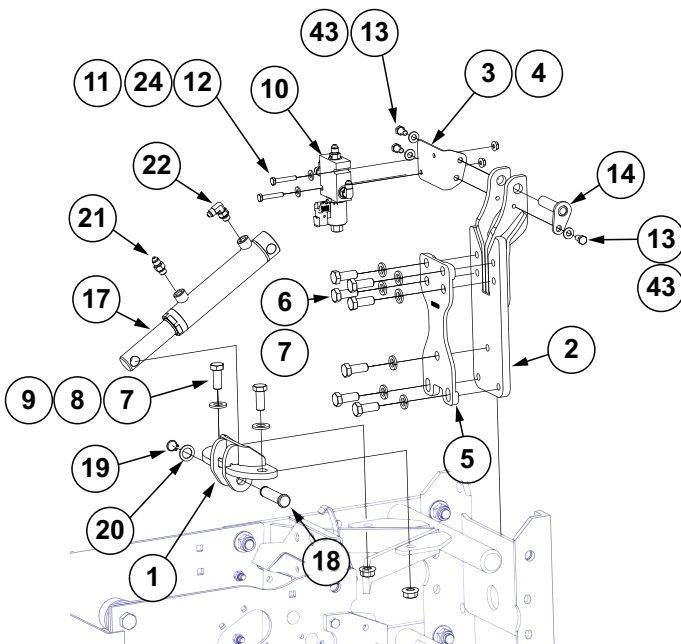
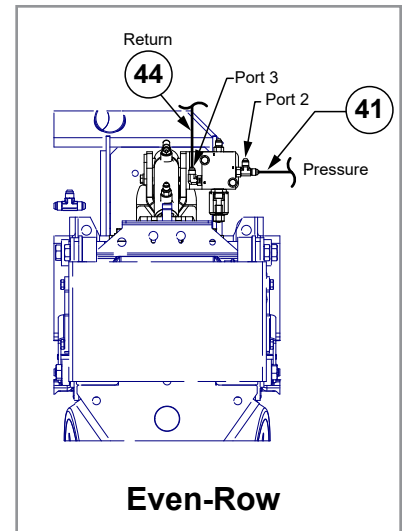
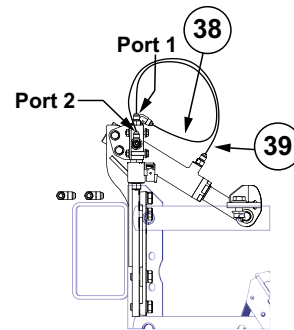
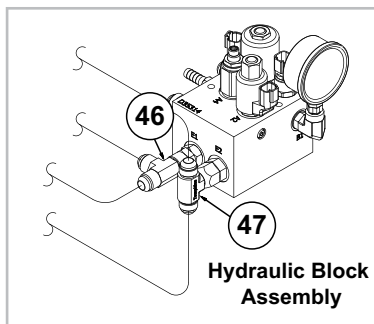
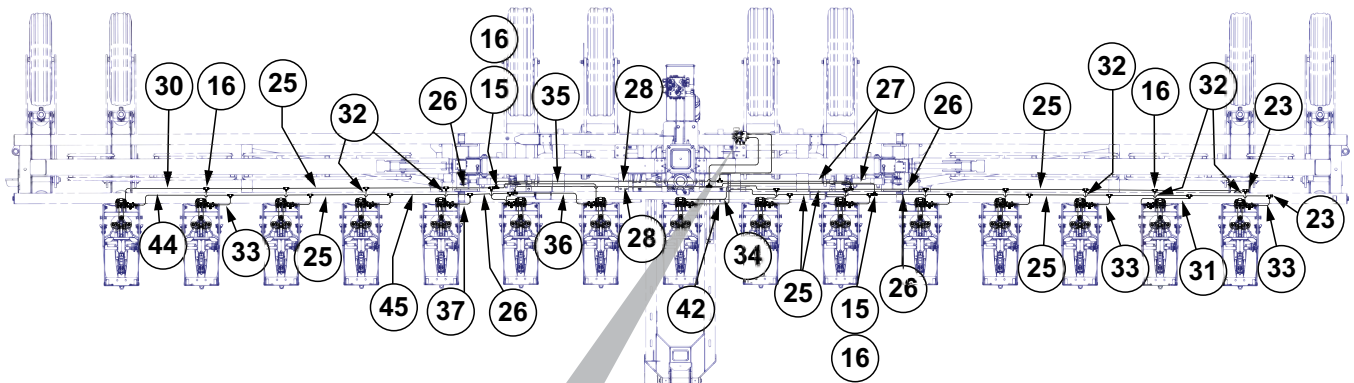


ITEM	PART NO.	QTY. (Per Row)	DESCRIPTION
1	G10048	2	Hex Head Cap Screw, 3/8"-16 x 2"
	G11091	2	Serrated Flange Nut, 3/8"-16
2	GA1720	1	Bearing/Sprocket, 7/8" Hex Bore
3	GD23774	3	Spacer
4	G10310	3	Carriage Bolt, 1/4"-20 x 3/4", Grade 2
	G10621	3	Serrated Flange Nut, 1/4"-20
5	GA16374	1	Electric Clutch
6	G3303-78	1	Chain, No. 41, 78 Pitch Including Connector Link
7	G3303-41	1	Chain, No. 41, 41 Pitch Including Connector Link
8	GA10151	1	Seed Meter Clutch Assembly, 11/19 Tooth (Mechanical)
	GA20640	-	Seed Meter Clutch Assembly, 11/28 Tooth (Vacuum)
9	G11013001	1	Clutch Adapter Plate
10	G10338	2	Carriage Bolt, 5/16"-18 x 1 1/4"
	G10620	2	Serrated Flange Nut, 5/16"-18
11	G10753	1	Hex Head Cap Screw, 3/8"-16 x 4 1/2"
	G10108	2	Lock Nut, 3/8"-16
12	G10101	1	Hex Nut, 3/8"-16
	G10049	1	Hex Head Cap Screw, 3/8"-16 x 2 1/2"
13	G11387	2	Flat Washer, 3/8" SAE
14	GD8893-01	1	Sleeve, 1 3/8" Long
15	GB0968	1	Drive Idler, Push Unit
16	G10201	2	Special Washer, 3/8" x 1 1/2" O.D.
17	GD1026	1	Sleeve, 1 3/16"
18	GD11218	1	Spring
19	GD2971-24	1	Sleeve, 3/4"



ITEM	PART NO.	QTY.	DESCRIPTION
1	GA25240	11	Rod Mount
2	GD35211	11	Cylinder Mount
3	GD35230	3	Block Mount, R.H. (Rows 2, and 7-8)
4	GD35231	8	Block Mount, L.H. (Rows 1, 3-6, 9-11, and Even-Row)
5	GB0389	11	Plate
6	G10228	77	Lock Washer, 1/2"
7	G10037	99	Hex Head Cap Screw, 1/2"-13 x 1 1/4"
8	G11389	22	Flat Washer, 1/2" Plated SAE
9	G10071	22	Serrated Flange Nut, 1/2"-13
10	---	11	See "Row Unit Control Block, Interplant Push Row Units" on page P251
11	G10621	22	Serrated Flange Nut, 1/4"-20
12	G10021	22	Hex Head Cap Screw, 1/4"-20 x 1 1/2"
13	G10018	33	Hex Head Cap Screw, 5/16"-18 x 5/8"
14	GA25384	11	Hammer Strap Pin
15	G6602-06	4	Swivel Tee, 9/16"-18 JIC
16	G2603-06	16	Tee, 9/16"-18 Male JIC
17	GA25261	11	See "Hydraulic Down Force Cylinder" on page P205
18	GD26970	11	Pin, 5/8" x 2 1/2"
19	G10567	11	External Retaining Ring, 5/8"
20	G10918	11	Machine Bushing, 5/8", 14 Gauge (.0747")
21	G6400-04 GR1465	11 -	Connector W/O-Ring, 7/16"-20 Male JIC To O-Ring O-Ring
22	G6801-04-04	11	90° Adjustable Elbow, 7/16"-20
23	G304-C-6	2	Cap Nut, 9/16"-18
24	G11385	22	Flat Washer, 1/4" SAE
25	G11386	33	Flat Washer, 5/16" SAE
26	GA12038	7	Hose Assembly, 3/8" x 30" (06F-06F)
27	GA15081-48	4	Hose Assembly, 3/8" x 48" (06F-06F)
28	---	---	---
29	*A25690-130	2	Hose Assembly, 3/8" x 130" (06F-08F STD 90)
30	*A15092-80	1	Hose Assembly, 3/8" x 80" (06F-08F)
31	*A7682-35	1	Hose Assembly, 1/4" x 35" (04L90F-06F)
32	*A7681-28	1	Hose Assembly, 1/4" x 28" (0490F-06F)
33	*A7682-11	8	Hose Assembly, 1/4" x 11" (04L90F-06F)
34	*A7680-11	5	Hose Assembly, 1/4" x 11" (04F-06F)
35	*A7680-60	1	Hose Assembly, 1/4" x 60" (04F-06F)
36	*A7680-42	1	Hose Assembly, 1/4" x 42" (04F-06F)
37	*A7680-32	1	Hose Assembly, 1/4" x 32" (04F-06F)
38	*A7680-18	2	Hose Assembly, 1/4" x 18" (04F-06F)
39	*A7678-20	11	Hose Assembly, 1/4" x 20" (04F-04F)
40	*A7678-19	11	Hose Assembly, 1/4" x 19" (04F-04F)
41	---	---	---
42	*A7681-64	1	Hose Assembly, 1/4" x 64" (0490F-06F)
43	*A7680-35	1	Hose Assembly, 1/4" x 35" (04L90F-06F)
44	*A12011	1	Hose Assembly, 3/8" x 20" (06F-06F)
56	G6602-08	1	Swivel Tee, 3/4"-16 JIC
57	G6600-08	1	Swivel Tee, 3/4"-16 JIC
58	*A25690-100	1	Hose Assembly, 3/8" x 100" (06F-08F90M)

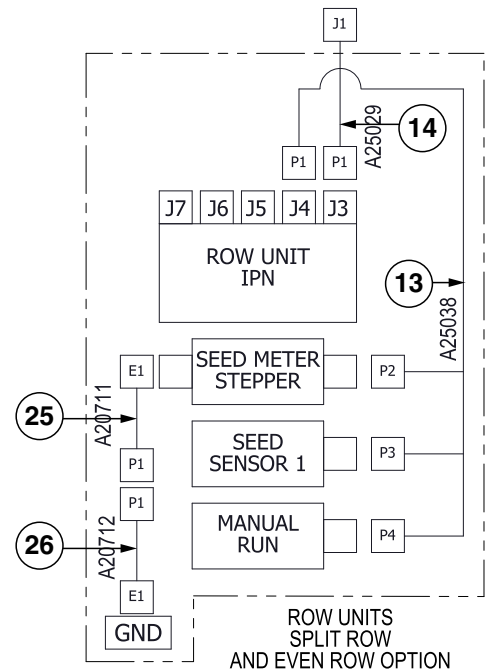
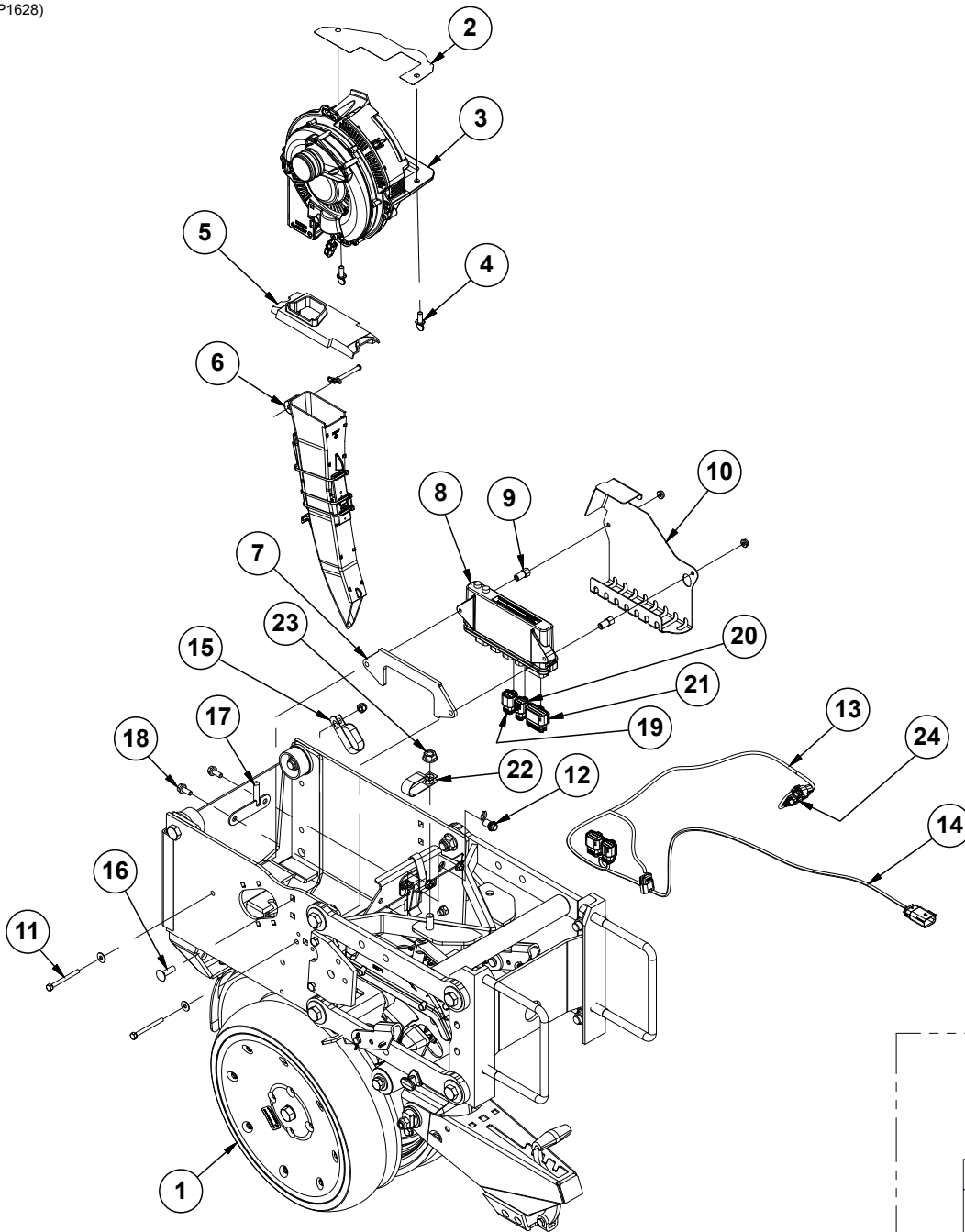
* Hydraulic hose is not stocked by Kinze Repair Parts.



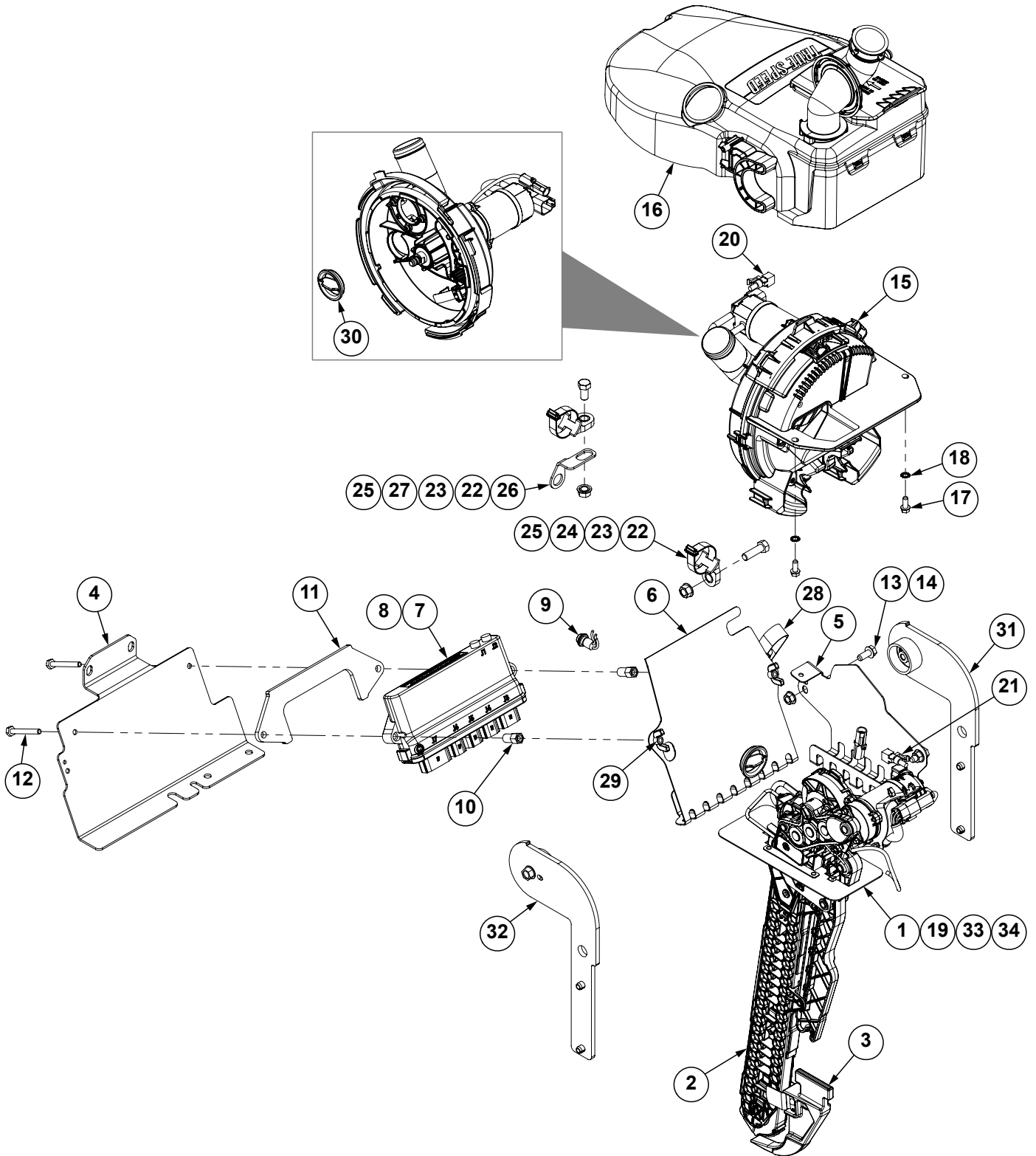
ITEM	PART NO.	QTY.	DESCRIPTION
1	GA25240	15	Rod Mount
2	GD35211	15	Cylinder Mount
3	GD35230	3	Block Mount, R.H. (Rows 2, and 9-10)
4	GD35231	12	Block Mount, L.H. (Rows 1, 3-8, 11-15, and Even-Row)
5	GB0389	15	Plate
6	G10228	105	Lock Washer, 1/2"
7	G10037	135	Hex Head Cap Screw, 1/2"-13 x 1 1/4"
8	G11389	30	Flat Washer, 1/2" Plated SAE
9	G10071	30	Serrated Flange Nut, 1/2"-13
10	---	15	See "Row Unit Control Block, Interplant Push Row Units" on page P251
11	G10621	30	Serrated Flange Nut, 1/4"-20
12	G10021	30	Hex Head Cap Screw, 1/4"-20 x 1 1/2"
13	G10018	45	Hex Head Cap Screw, 5/16"-18 x 5/8"
14	GA25384	15	Hammer Strap Pin
15	G6602-06	4	Swivel Tee, 9/16"-18 JIC
16	G2603-06	26	Tee, 9/16"-18 Male JIC
17	GA25261	15	See "Hydraulic Down Force Cylinder" on page P205
18	GD26970	15	Pin, 5/8" x 2 1/2"
19	G10567	15	External Retaining Ring, 5/8"
20	G10918	15	Machine Bushing, 5/8", 14 Gauge (.0747")
21	G6400-04 GR1465	15 -	Connector W/O-Ring, 7/16"-20 Male JIC To O-Ring O-Ring
22	G6801-04-04	15	90° Adjustable Elbow, 7/16"-20
23	G304-C-06	2	Cap Nut, 9/16"-18
24	G11385	30	Flat Washer, 1/4" SAE
25	*A12038	15	Hose Assembly, 3/8" x 30" (06F-06F)
26	*A15081-48	4	Hose Assembly, 3/8" x 48" (06F-06F)
27	*A25690-80	1	Hose Assembly, 3/8" x 90" (06F-08F90)
	*A15092-80	1	Hose Assembly, 3/8" x 90" (06F-08F)
28	*A25690-120	2	Hose Assembly, 3/8" x 90" (06F-08F90)
29	*A25690-40	2	Hose Assembly, 3/8" x 40" (06F-08F STD 90°)
30	*A7682-35	1	Hose Assembly, 1/4" x 35" (04L90F-06F)
31	*A7681-28	1	Hose Assembly, 1/4" x 28" (0490F-06F)
32	*A7680-14	12	Hose Assembly, 1/4" x 14" (04F-04F)
33	*A7680-9	9	Hose Assembly, 1/4" x 9" (04F-06F)
34	*A7680-60	1	Hose Assembly, 1/4" x 60" (04F-06F)
35	*A7680-42	1	Hose Assembly, 1/4" x 42" (04F-06F)
36	*A7680-32	1	Hose Assembly, 1/4" x 32" (04F-06F)
37	*A7680-18	2	Hose Assembly, 1/4" x 18" (04F-06F)
38	*A7678-20	15	Hose Assembly, 1/4" x 20" (04F-04F)
39	*A7678-19	15	Hose Assembly, 1/4" x 19" (04F-04F)
40	---	-	-
41	*A7680-35	1	Hose Assembly, 1/4" X 35" (04F-06F)
42	*A7681-64	1	Hose Assembly, 1/4" x 64" (0490F-06F)
43	G11386	45	Flat Washer, 5/16" SAE
44	*A7682-35	1	Hose Assembly, 1/4" x 35" (04L90F-06F)
45	*A12011	1	Hose Assembly, 3/8" x 20" (06F-06F)
46	G6602-08	1	Swivel Tee, 3/4"-16 JIC
47	G6600-08	1	Swivel Outlet Tee, 3/4"-16 JIC

* Hydraulic hose is not stocked by Kinze Repair Parts.

(IP1628)



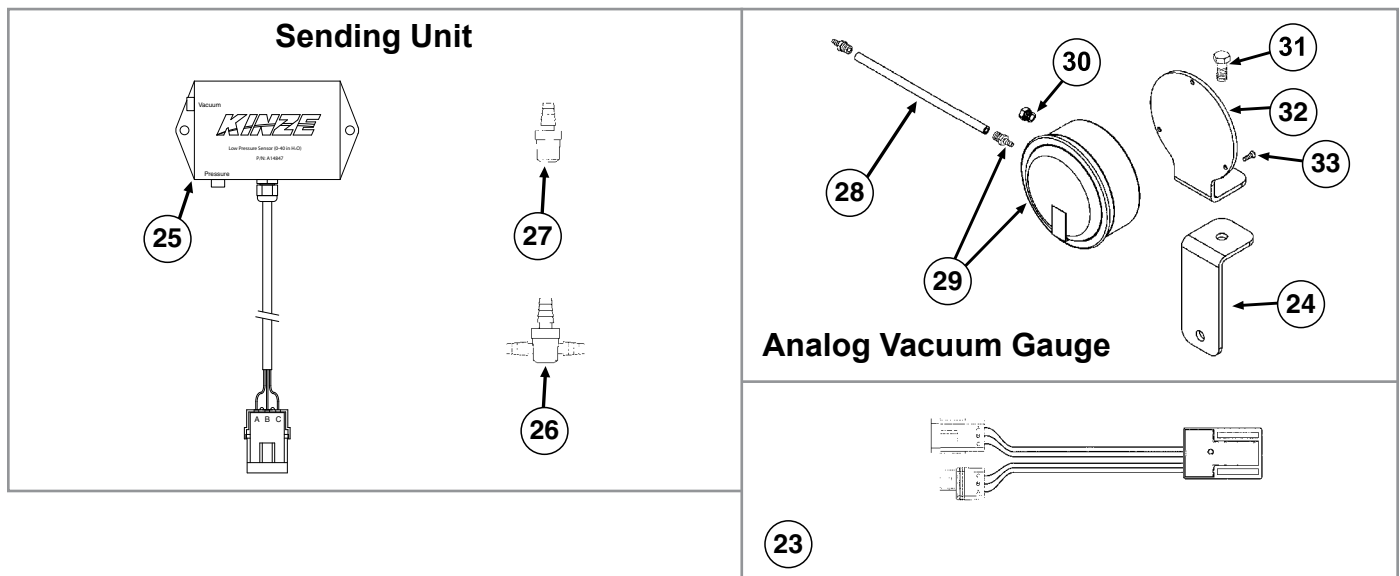
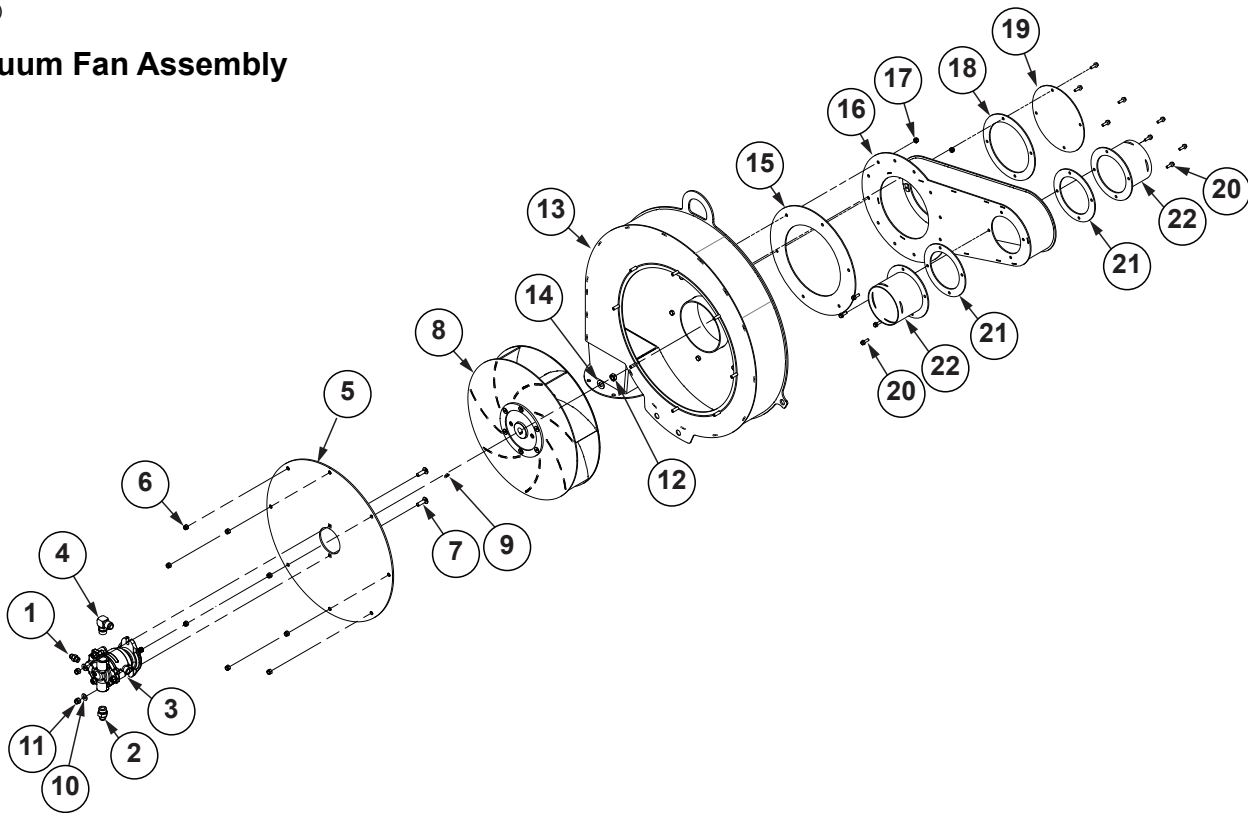
ITEM	PART NO.	QTY. (Per Row)	DESCRIPTION
1	---	1	See "Shank and Depth Adjustment (Split Row)" on page P81
2	GD29413	1	Hopper Shim
3	---	1	See "Vacuum Seed Meter" on page P31
4	G11009	2	Locking Thumbscrew, 5/16"-18 x 3/4"
5	GB0926	1	Shank Cover
6	GA20914	1	Seed Tube W/Computerized Sensor
	GA20902	-	Seed Tube (With Holes For Sensor Installation) (Included W/GA20914)
7	GD35629	1	IPN Row Unit Plate
8	GA25949	1	IPN Module Assembly
9	GD35609	2	Hex Standoff
10	GD35628	1	IPN Wire Shield, Push Unit
11	G11929	2	Hex Head Cap Screw, 1/4"-20 x 2 3/4", Grade 5
	G10209	2	Washer, 1/4" USS
	G10621	2	Serrated Flange Nut, 1/4"-20
12	GA15485	1	Button
13	GA25038	1	Row Unit Seed Meter Harness
14	GA25029	1	Row Unit Power Extension Harness
15	GD35449	1	Double Tube Clamp, 1"
16	G10599	1	Carriage Bolt, 3/8"-16 x 1 1/4"
	G10108	1	Lock Nut, 3/8"-16
17	GA25084	1	Meter Wire Guard
18	G11539	2	Hex Socket Flange Cap Screw, 5/16"-18 x 3/4"
	G10620	2	Serrated Flange Nut, 5/16"-18
19	GD35836	1	Sealed Plug, MX150, 2 x 4, Key B W/CPA
20	GD35837	1	Sealed Plug, MX150, 2 x 3, Key A W/CPA
21	GD35838	1	Sealed Plug, MX150, 2 x 10, Key A W/CPA
22	GD36388	1	Double Tube Clamp, 1" (1/2" Bolt)
23	G10071	1	Serrated Flange Nut, 1/2"-13
	G10037	1	Hex Head Cap Screw, 1/2"-13 X 1 1/4"
	G11389	1	Flat Washer, 1/2" Plated SAE
24	GA18933	1	4-Pin Dust Plug
25	GA20711	-	Seed Meter Motor ESD Drain Harness
26	GA20712	-	Row Unit ESD Drain Harness



ITEM	PART NO.	QTY. (per row)	DESCRIPTION
1	G10318801 GD36951 G11996	1 - -	Seed Delivery Rail Assembly Seed Delivery Spring (Included W/G10318801) Slotted Spring Pin, 3/16" x 2 1/4" (Included W/G10318801)
2	---	1	See "True Speed Seed Delivery System W/Driver" on page P55
3	G10418802	1	Disc Opener Scraper Assembly
4	G10617901	1	IPN Row Unit Mount
5	G10267401	1	Wire Tray
6	G10267601	1	IPN Wire Shield, 3000 Series
7	GA25949	1	IPN Module Assembly
8	---	---	---
9	GA15485	1	Button
10	GD35609	2	Hex Standoff
11	GD35629	1	IPN Row Unit Plate
12	G10265601	2	Hex Head Cap Screw, 1/4"-20 x 2 1/4", Grade 5
13	G11539	2	Hex Socket Flange Cap Screw, 5/16"-18 x 3/4"
14	G10620	2	Serrated Flange Nut, 5/16"-18
15	---	1	See "True Speed Seed Meter" on page P61
16	---	1	See "True Speed Mini-Hopper" on page P67
17	G10960	2	Hex Non-Serrated Flange Cap Screw, 1/4"-20 x 5/8", Grade 5
18	G11249	2	External Tooth Washer, 1/4"
19	G10210701	1	True Speed Row Unit Harness
20	G10213601	1	True Speed ESD Ground Strap Harness
21	G10213602	1	True Speed ESD Ground Strap Harness
22	G10176901	2	Cable Tie, 1/2" x 12" (Black)
23	G10088301	2	Cable Tie Mount, 3/8"
24	G10004	1	Hex Head Cap Screw, 3/8"-16 x 1 1/4"
25	G10622	2	Serrated Flange Nut, 3/8"-16
26	G10320601	1	Cable Tie Bracket Plate
27	G10002	1	Hex Head Cap Screw, 3/8"-16 x 3/4"
28	GD35449	1	Double Tube Clamp, 1"
29	G10531	2	Wing Nut W/Nylon Insert, 1/4"-20
30	G10230101	1	True Speed Meter Vacuum Plug
31	G10375501	1	True Speed Hopper Mount, Split Row
32	G10375401	1	True Speed Hopper Mount, Split Row
33	GD26288	1	Cap, 6-Pin Deutsch Plug
34	G10266701	1	Dust Cap, 8 Pin

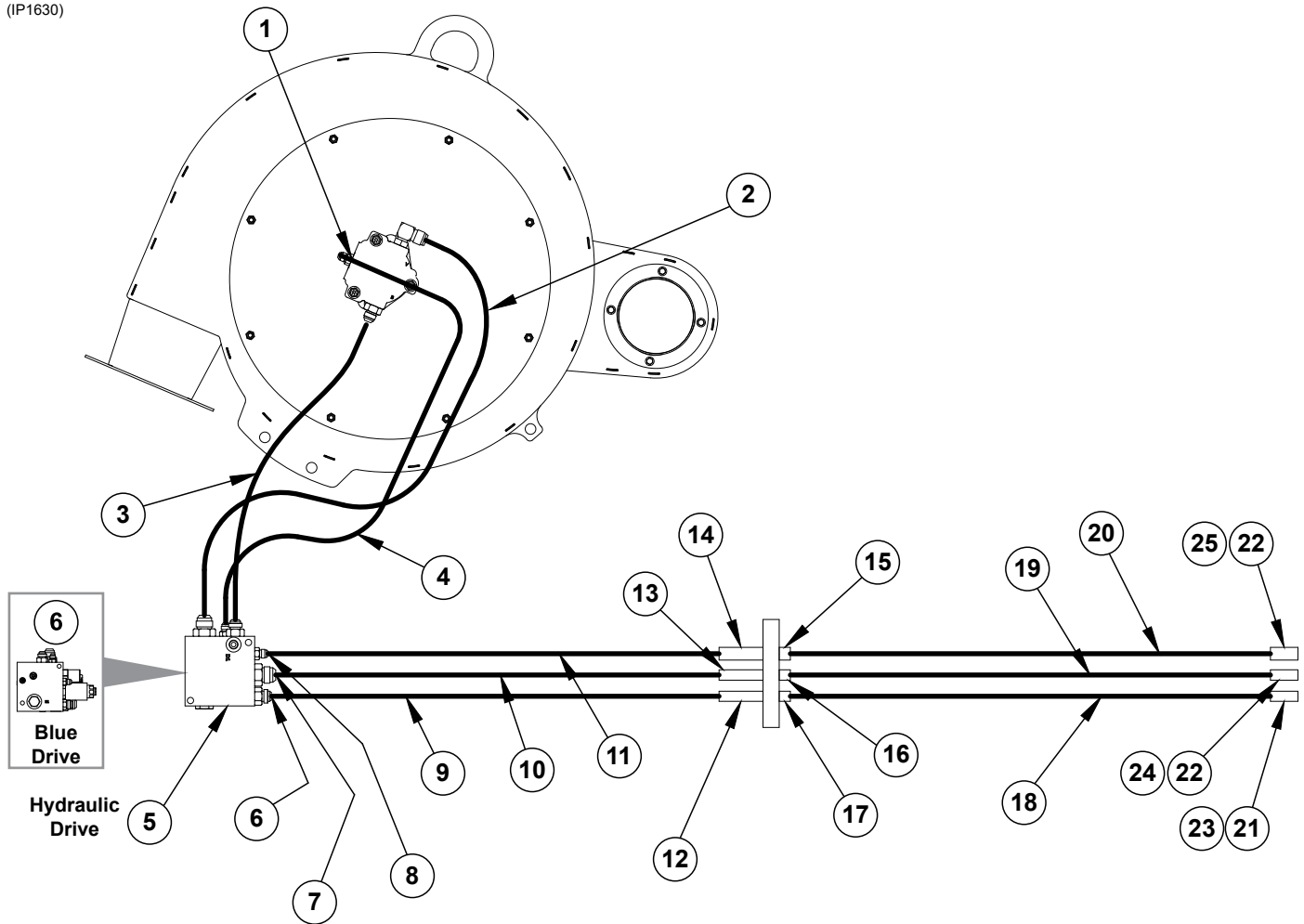
(IP1629)

Vacuum Fan Assembly



ITEM	PART NO.	QTY.	DESCRIPTION
1	G6400-06 GR1045	1 -	Connector W/O-Ring, 1/16"-18 Male JIC To O-Ring O-Ring
2	G6400-08-10 GR1466	1 -	Connector W/O-Ring, 3/4"-16 Male JIC To 7/8"-14 O-Ring O-Ring
3	GA24543	1	Hydraulic Motor
4	G6801-10 GR1466	1 -	Elbow W/O-Ring, 90°, 7/8"-14 Male JIC To O-Ring O-Ring
5	G10341001	1	Vacuum Fan Motor Mount Plate
6	G11182	8	Lock Nut W/Nylon Insert, 5/16"-18
7	G10599	2	Carriage Bolt, 3/8"-16 x 1 1/4"
8	G10341601	1	Vacuum Fan Impellor Assembly
9	GR2314	1	Key
10	G11387	2	Flat Washer, 3/8" SAE
11	G10901	2	Lock Nut, 3/8"-16
12	G11704	1	Hex Jam Nut, 1/2"-20, Grade 2
13	G10341401	1	Vacuum Fan Housing
14	G11389	1	Flat Washer, 1/2" Plated SAE
15	G10117801	1	Gasket Spacer
16	G10374201	1	Snorkel
17	G10109	5	Lock Nut, 5/16"-18
18	GD19470	1	Flange Seal, 4 Bolt
19	GD19469	1	Snorkel Access Cover
20	G11166	12	Flanged Whiz Lock Screw, 1/4"-20 x 3/4", Serrated
21	GD19460	2	Flange Seal, 4 Bolt
22	GA13667	2	Snorkel Flange
23	GA12812	-	Hall Effect Adapter
24	GD15803	1	Support
25	GA14847 GD17151-20 GA9964	1 - -	Low Pressure Sensor (0-40 IN H ₂ O) Tubing, 1/4" x 10' Strain Relief
26	GD21278	1	Reducing Tee, 3/16" x 1/8"
27	GR1736	1	Hose Barb, 1/8" Male NPT To Barb
28	GD15849-02	1	Clear Plastic Tubing, 5/16" O.D. x 3/16" I.D. x 120"
29	GA21406 GR1777	1 -	Analog Vacuum Gauge W/Hose Barb Hose Barb, 1/8" Male NPT To 3/16" Barb (Included W/GA21406)
30	GA10799	1	Breather, 1/8" Male NPT
31	G10001 G10108	1 1	Hex Head Cap Screw, 3/8"-16 x 1" Lock Nut, 3/8"-16
32	GD15804	1	Mount
33	G11215	3	Hex Socket Head Cap Screw, No. 6-32 x 3/8", Grade 8

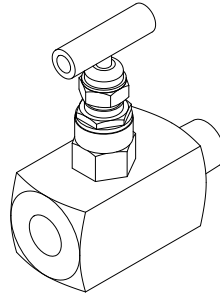
(IP1630)



ITEM	PART NO.	QTY.	DESCRIPTION
1	GA24543 GR2333 GR2314	1 - -	Hydraulic Motor Seal Kit Key
2	*A25487-40	1	Hose Assembly, 5/8" x 40" (10F - 12F)
3	*A12790	1	Hose Assembly, 1/2" x 28" (08F-10F)
4	*A12002	1	Hose Assembly, 3/8" x 32"
5	---	1	See "Vacuum Fan Motor Valve Block Assembly (Located Below Vacuum Fan Motor Assembly). Hydraulic Drive" on page P102 See "Vacuum Fan Motor Valve Block Assembly (Located Below Vacuum Fan Motor Assembly). Blue Drive" on page P103
6	G6502-10	1	Swivel Elbow, 45°, 7/8"-14 Male JIC To Female
7	G6502-12	1	Swivel Elbow, 45°, 1 1/16"-12 Male JIC To Female
8	G6602-06	1	Swivel Tee, 9/16"-18 JIC
9	*A12715	1	Hose Assembly, 1/2" x 242"
10	*A21519	1	Hose Assembly, 5/8" x 242"
11	*A12097	1	Hose Assembly, 3/8" x 246" (06F-06F)
12	G2700-10	1	Bulkhead Tube Union, 7/8"-14 Male JIC
13	G2700-12	1	Bulkhead Tube Union, 1 1/16"-12 Male JIC
14	G2700-06-06	1	Bulkhead Tube Union, 9/16"-18 Male JIC
15	G306-06	1	Lock Nut, 9/16"-18
16	G306-10	1	Lock Nut, 7/8"-14
17	G306-12	1	Lock Nut, 1 1/16"-12
18	*A18693-346	1	Hose Assembly, 1/2" x 346" (10F - 1/2M NPTF W/Tip, W/Cap), 16 Row
	*A18693-286		Hose Assembly, 1/2" x 286" (10F - 1/2M NPTF W/Tip, W/Cap), 12 Row
19	*A21548-346	1	Hose Assembly, 5/8" x 346" (12F - 1/2M NPTF W/Tip, W/Cap), 16 Row
	*A21548-286		Hose Assembly, 5/8" x 286" (12F - 1/2M NPTF W/Tip, W/Cap), 12 Row
20	*A26938-346	1	Hose Assembly, 3/8" x 346" (06F - 1/2M NPTF W/Tip, W/Cap), 16 Row
	*A26938-286		Hose Assembly, 3/8" x 286" (06F - 1/2M NPTF W/Tip, W/Cap), 12 Row
21	GD4086	1	ISO Coupler
22	GA15499 GD25522	2 2	Special Pioneer Coupler, Zero Pressure Return Hydraulic Tip Cover
23	GA26924-05	1	Hose Label/Cover, Green (Extend)
24	GA26924-06	1	Hose Label/Cover, Green (Retract)
25	GA26924-11	1	Hose Label/Cover, Orange (Retract)

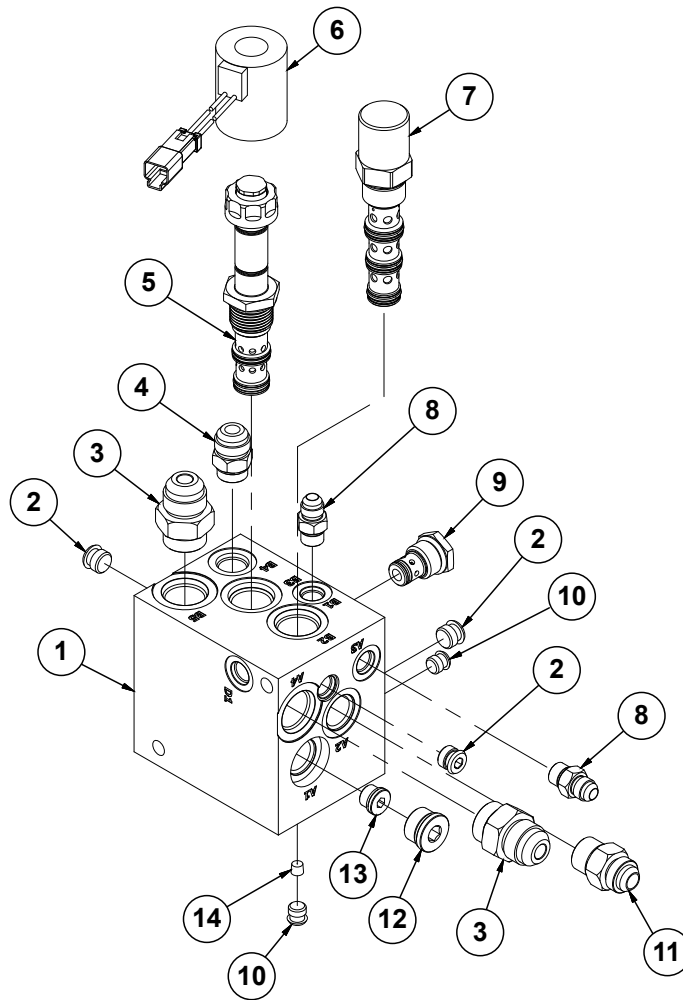
* Hydraulic hose is not stocked by Kinze Repair Parts.

(IP1064)



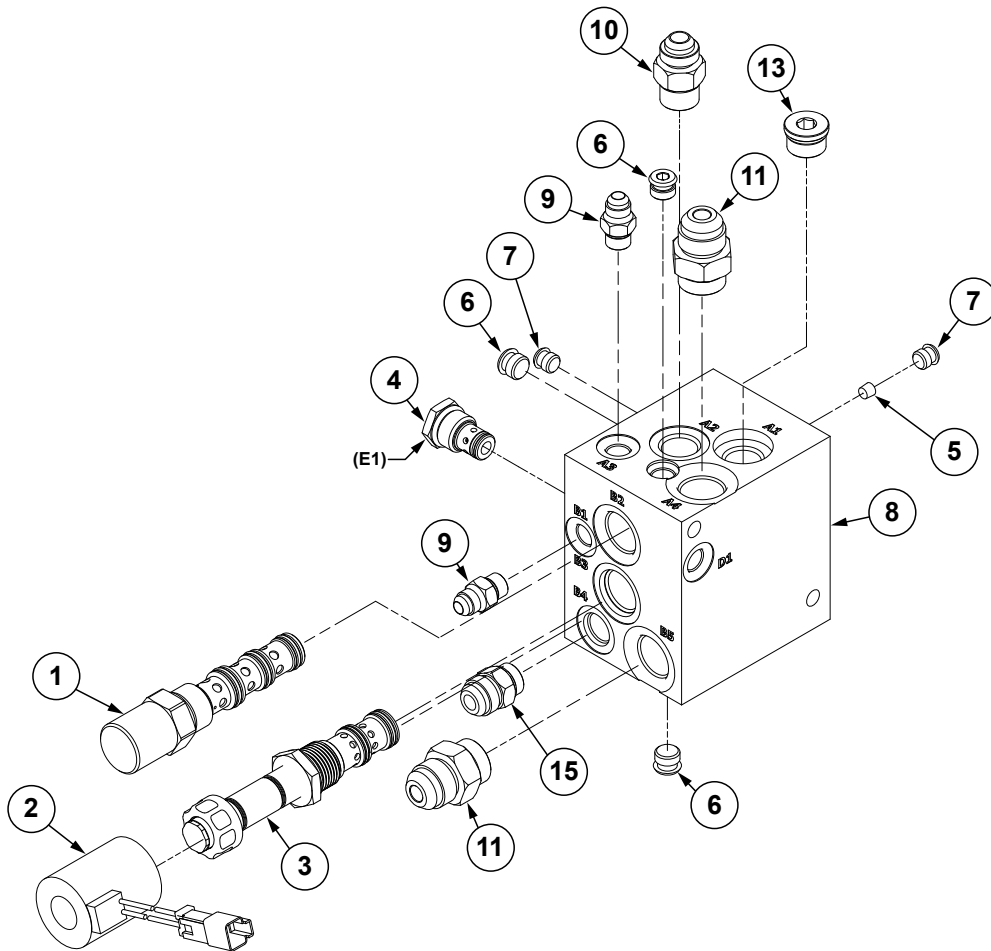
ITEM	PART NO.	QTY.	DESCRIPTION
1	G1K426	-	Needle Valve Kit W/Instructions

(IP1634)



ITEM	PART NO.	QTY.	DESCRIPTION
1	GD30570	1	Valve Block
2	GD29319	3	Plug
3	G6400-12 GR1467	2 -	Connector, W/O-Ring, 1 ¹ / ₁₆ "-12 Male JIC To O-Ring O-Ring
4	G6400-10-08 GR1037	1 -	Connector W/O-Ring, 7 ⁸ / ₈ "-14 Male JIC To 3 ⁴ / ₄ "-16 O-Ring O-Ring
5	GA20910	1	Flow Valve, 0-20 GPM
6	GA20272	1	Coil, 12VDC
7	GA20269	1	Pressure Compensator, 160 PSI
8	G6400-06 GR1045	2 -	Connector W/O-Ring, 9 ¹⁶ / ₁₆ "-18 Male JIC To O-Ring O-Ring
9	GA4293 GR2041	1	Check Valve Seal Kit
10	GD29321	2	Plug
11	G6400-10 GR1466	1	Connector W/O-Ring, 7 ⁸ / ₈ "-14 Male JIC To O-Ring O-Ring
12	G6408-H10-0	1	Hex Socket Head Plug W/O-Ring, 7 ⁸ / ₈ "-14 O-Ring
13	G6408-H06-O GR1045	1	Hex Socket Head Plug W/O-Ring, 9 ¹⁶ / ₁₆ "-18 O-Ring O-Ring
14	GD29315	1	Flow Restrictor Orifice, .015" Diameter

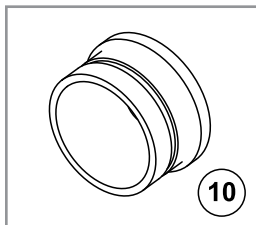
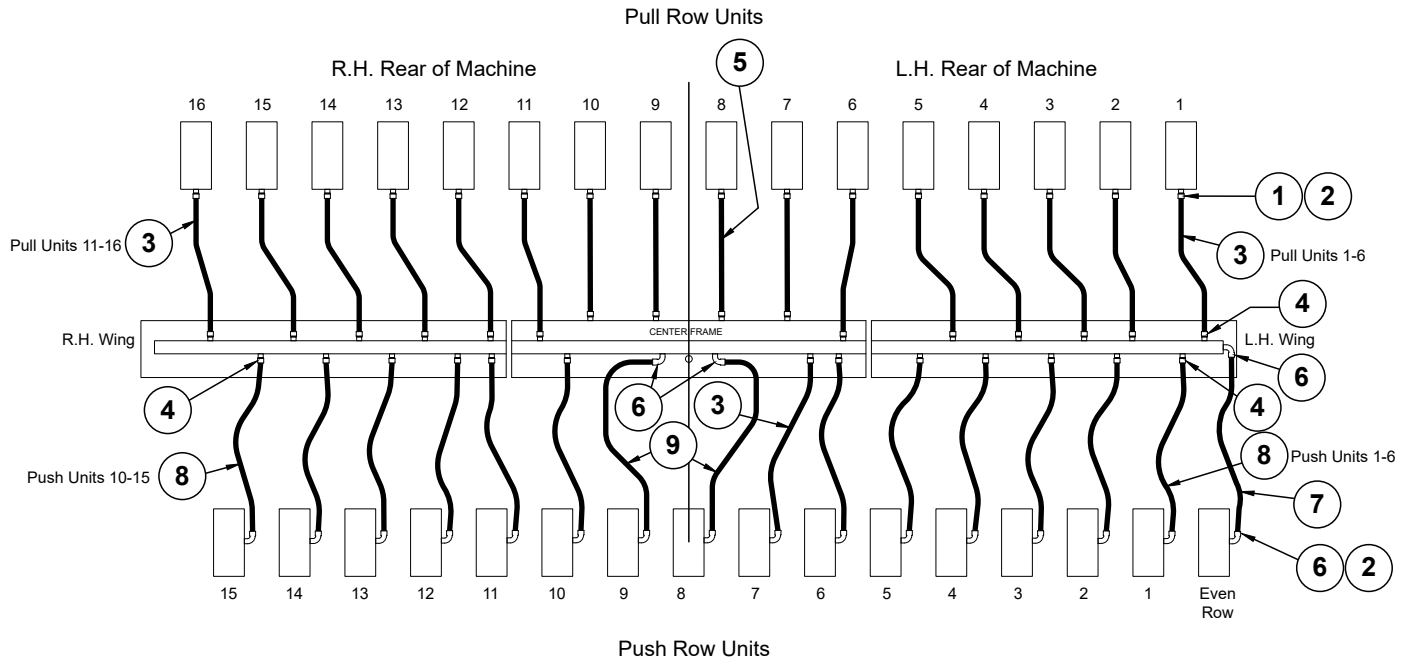
(A21318)



ITEM	PART NO.	QTY.	DESCRIPTION
1	GA20269	1	Pressure Compensator, 160 PSI
2	GA20272	1	Coil, 12VDC
3	GA20910	1	Flow Valve, 0-20 GPM
4	GA4293	1	Check Valve Cartridge
5	GD29315	1	Flow Restrictor Orifice, .015" Diameter
6	GD29319	3	Plug
7	GD29321	2	Plug
8	GD30570	1	Valve Block
9	G6400-06 GR1045	2 -	Connector W/O-Ring, 1/16"-18 Male JIC To O-Ring O-Ring
10	G6400-10 GR1466	1 -	Connector W/O-Ring, 7/8"-14 Male JIC To O-Ring O-Ring
11	G6400-12 GR1467	2 -	Connector, W/O-Ring, 1 1/16"-12 Male JIC To O-Ring O-Ring
12	G6408-H06-O GR1045	1 -	Hex Socket Head Plug W/O-Ring, 1/16"-18 O-Ring O-Ring
13	G6408-H10-O	1	Hex Socket Head Plug W/O-Ring, 7/8"-14 O-Ring
14	---	-	---
15	G6400-10-08 GR1037	1 -	Connector W/O-Ring, 7/8"-14 Male JIC To 3/4"-16 O-Ring O-Ring

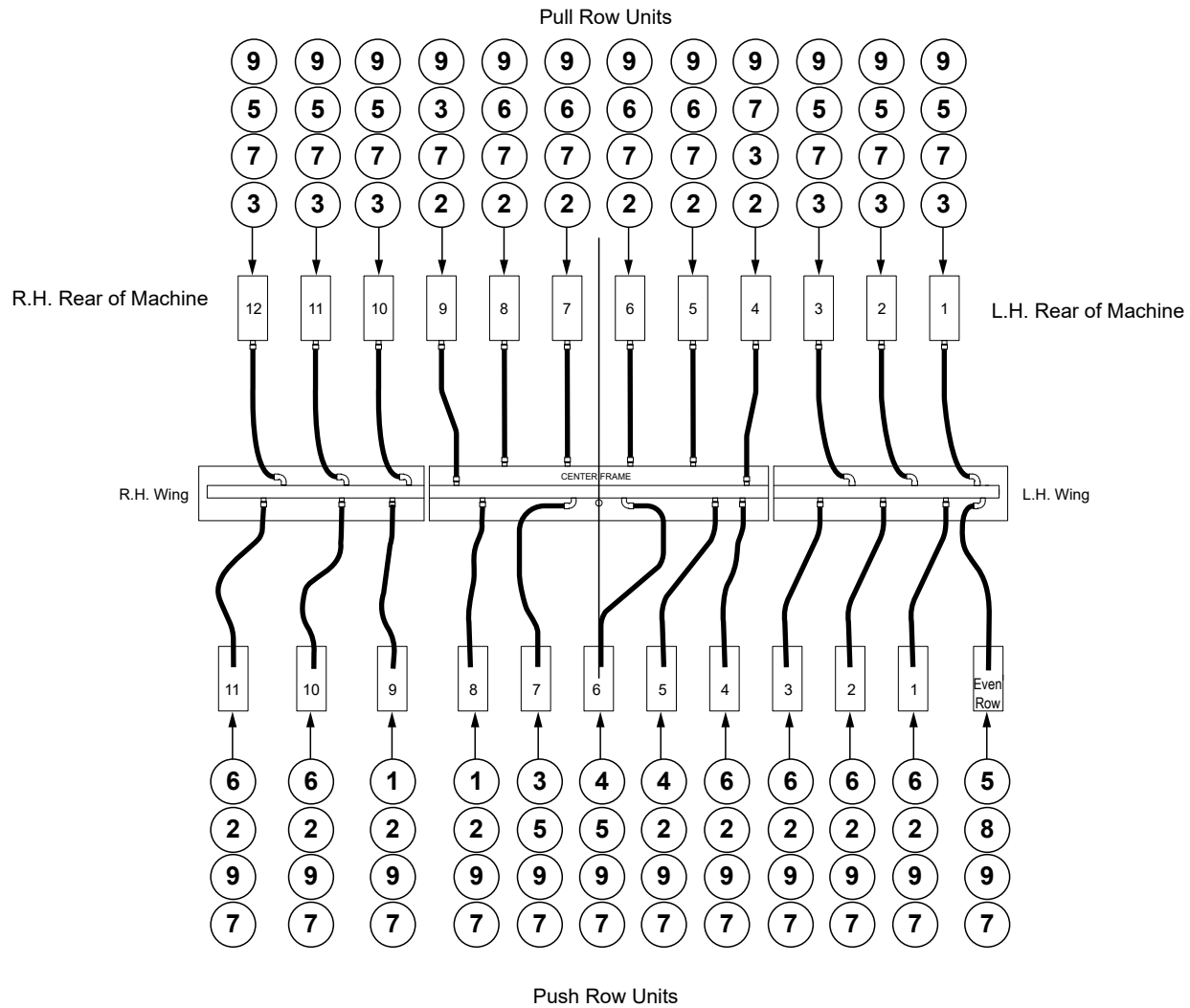
(IP1627)

16 Row Shown, 12 Row does not used outside two rows.



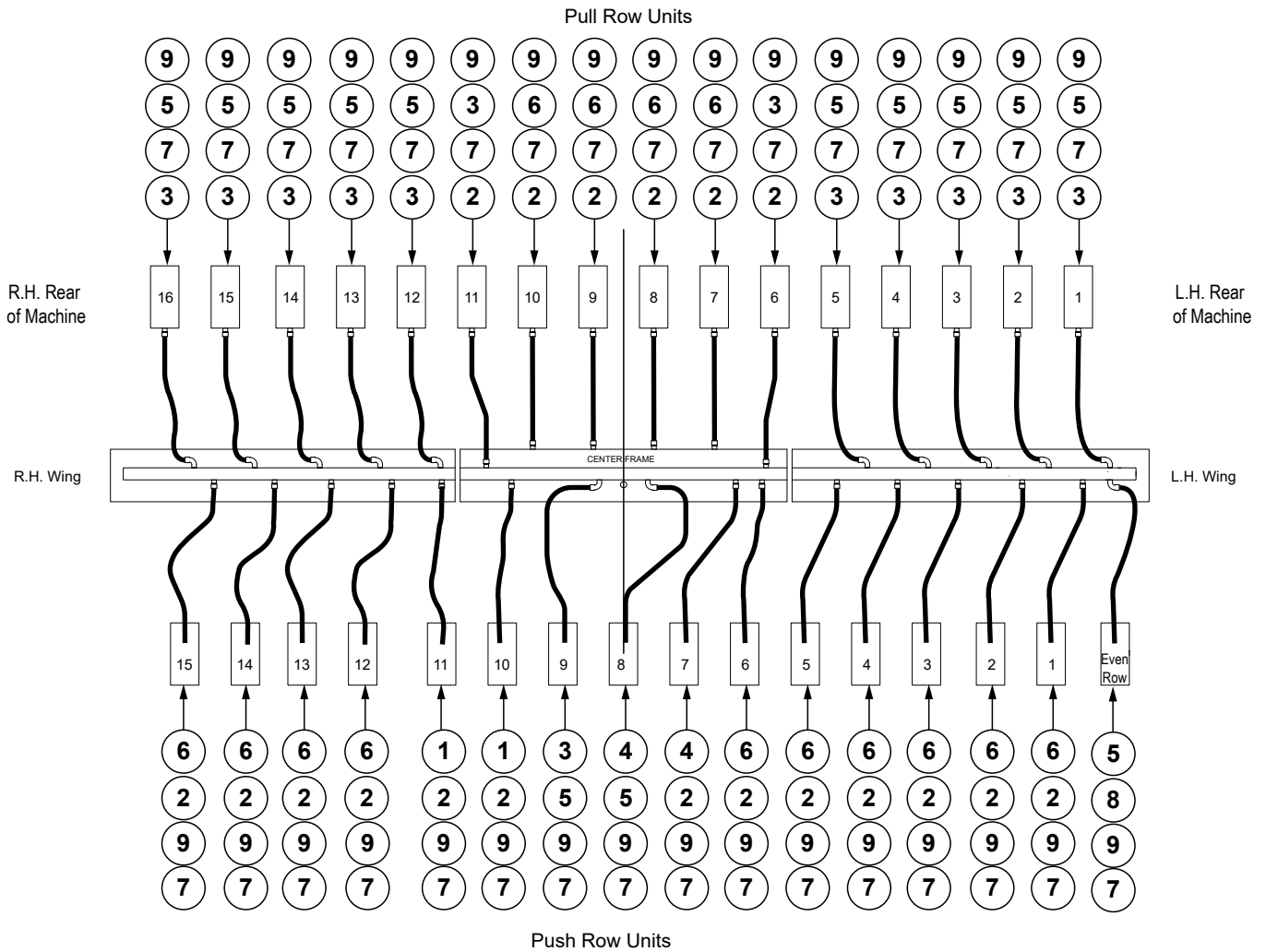
ITEM	PART NO.	QTY.	DESCRIPTION
1	GB1216	16	Vacuum Cuff Screw (Meter), 1½"
2	G10676	32	Hose Clamp, No. 36, Stainless Steel
3	*D36495-42	13	Hose, 1½" x 42" (Black)
4	GD31424	32	Vacuum Cuff Screw (Manifold), 1½"
5	*D36495-36	4	Hose, 1½" x 36" (Black)
6	GB1313	19	90° Elbow, 1½" Hose
7	*D36495-34	1	Hose, 1½" x 34" (Black)
8	*D36495-30	12	Hose, 1½" x 30" (Black)
9	*D36495-38	2	Hose, 1½" x 38" (Black)
10	GD17052	-	Vacuum Plug

*Hose not stocked by Kinze repair parts, but is available in bulk (GD36495-600)



ITEM	PART NO.	QTY.	DESCRIPTION
1	*D36495-30	2	Hose, 1½" x 30" (Black)
2	GD31424	15	Vacuum Cuff Screw (Manifold), 1½"
3	*D36495-42	9	Hose, 1½" x 42" (Black)
4	*D36495-50	2	Hose, 1½" x 50" (Black)
5	GB1313	9	90° Elbow, 1½" Hose
6	*D36495-36	10	Hose, 1½" x 36" (Black)
7	GB1249	24	Vacuum Hose End
8	*D36495-34	1	Hose, 1½" x 34" (Black)
9	G10676	24	Hose Clamp, No. 36, Stainless Steel

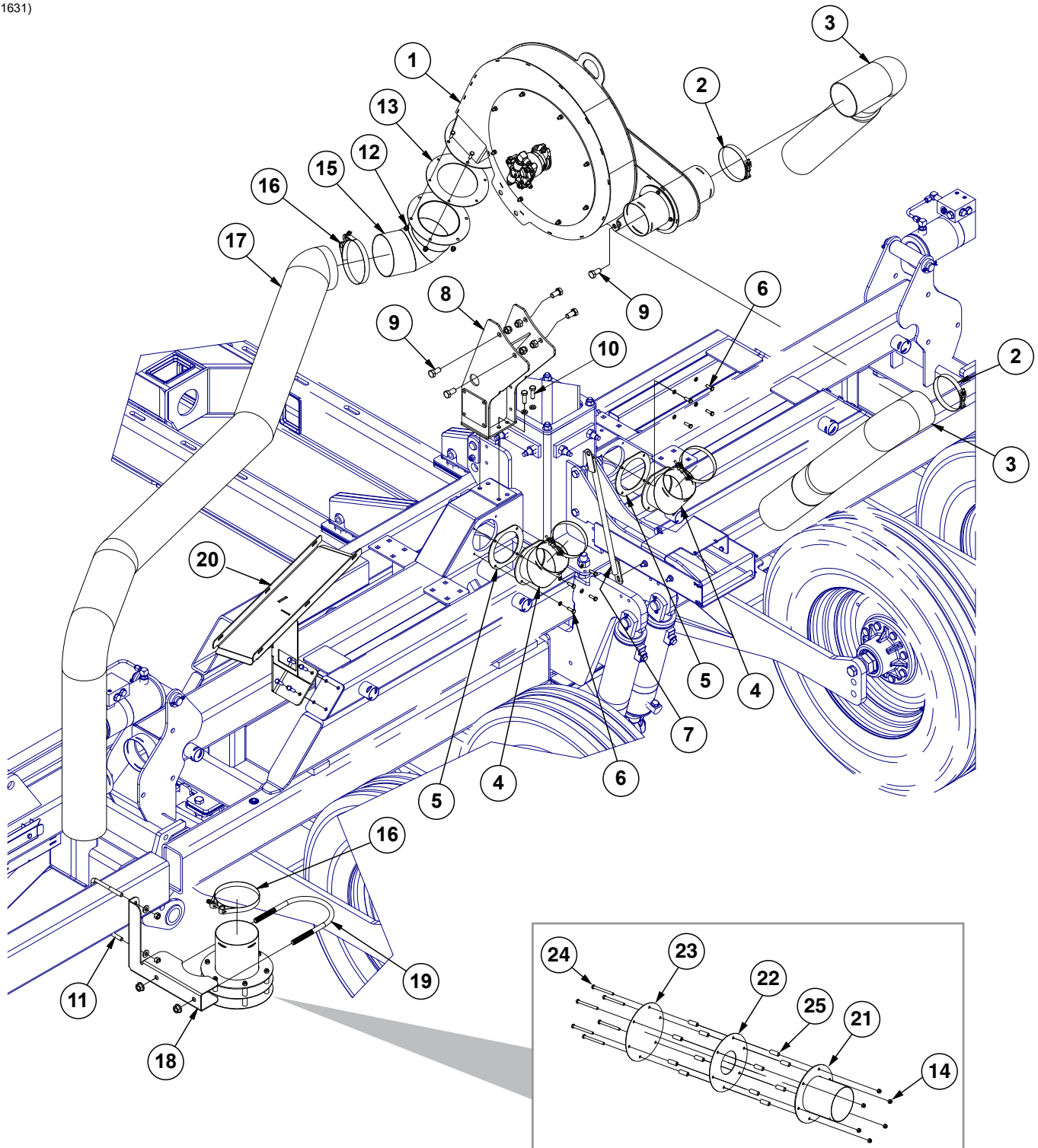
*Hose not stocked by Kinze repair parts, but is available in bulk (GD36495-600)



ITEM	PART NO.	QTY.	DESCRIPTION
1	*D36495-30	2	Hose, 1½" x 30" (Black)
2	GD31424	19	Vacuum Cuff Screw (Manifold), 1½"
3	*D36495-42	13	Hose, 1½" x 42" (Black)
4	*D36495-50	2	Hose, 1½" x 50" (Black)
5	GB1313	13	90° Elbow, 1½" Hose
6	*D36495-36	14	Hose, 1½" x 36" (Black)
7	GB1249	32	Vacuum Hose End
8	*D36495-34	1	Hose, 1½" x 34" (Black)
9	G10676	32	Hose Clamp, No. 36, Stainless Steel

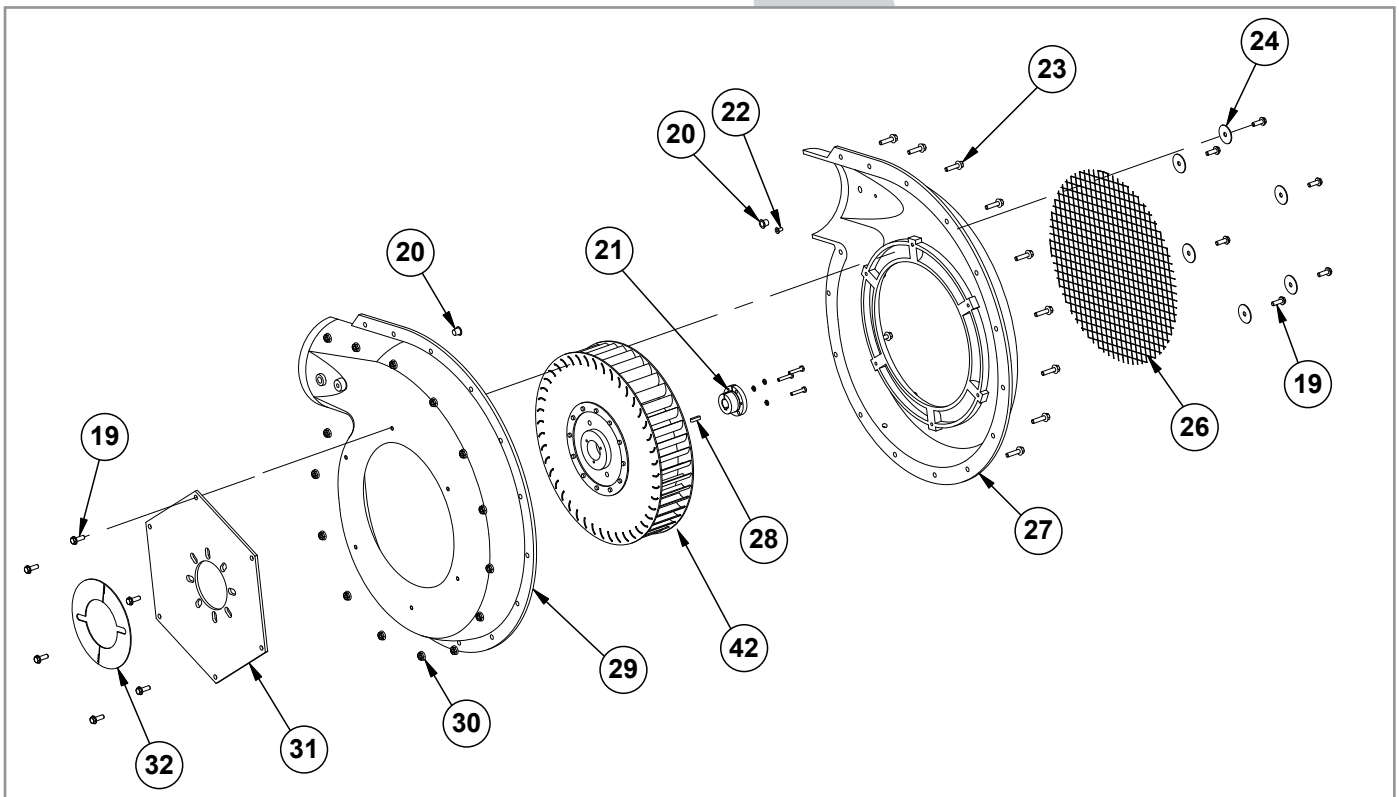
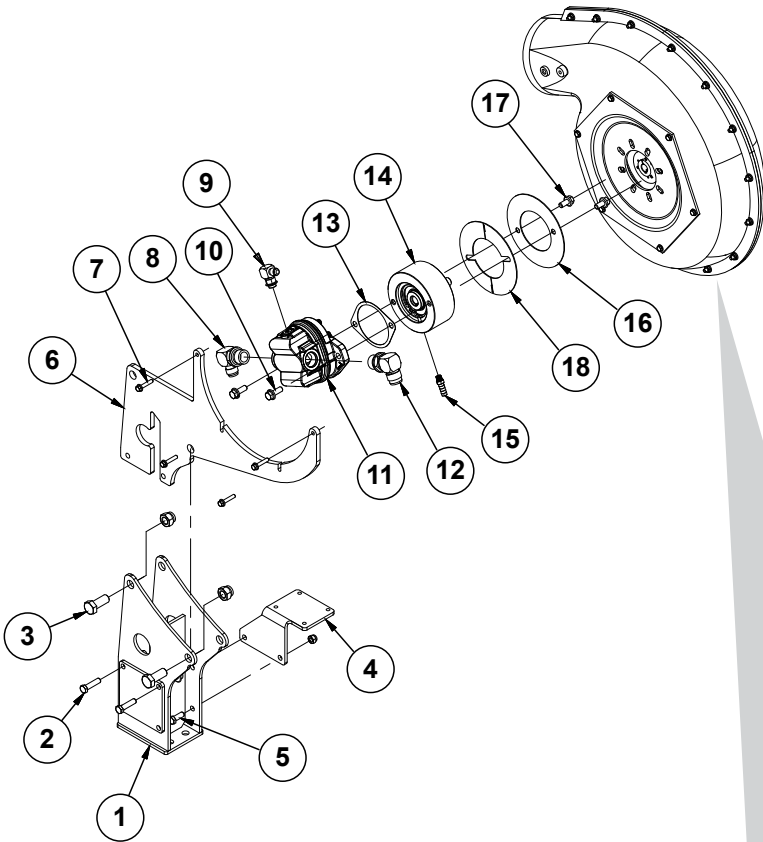
*Hose not stocked by Kinze repair parts, but is available in bulk (GD36495-600)

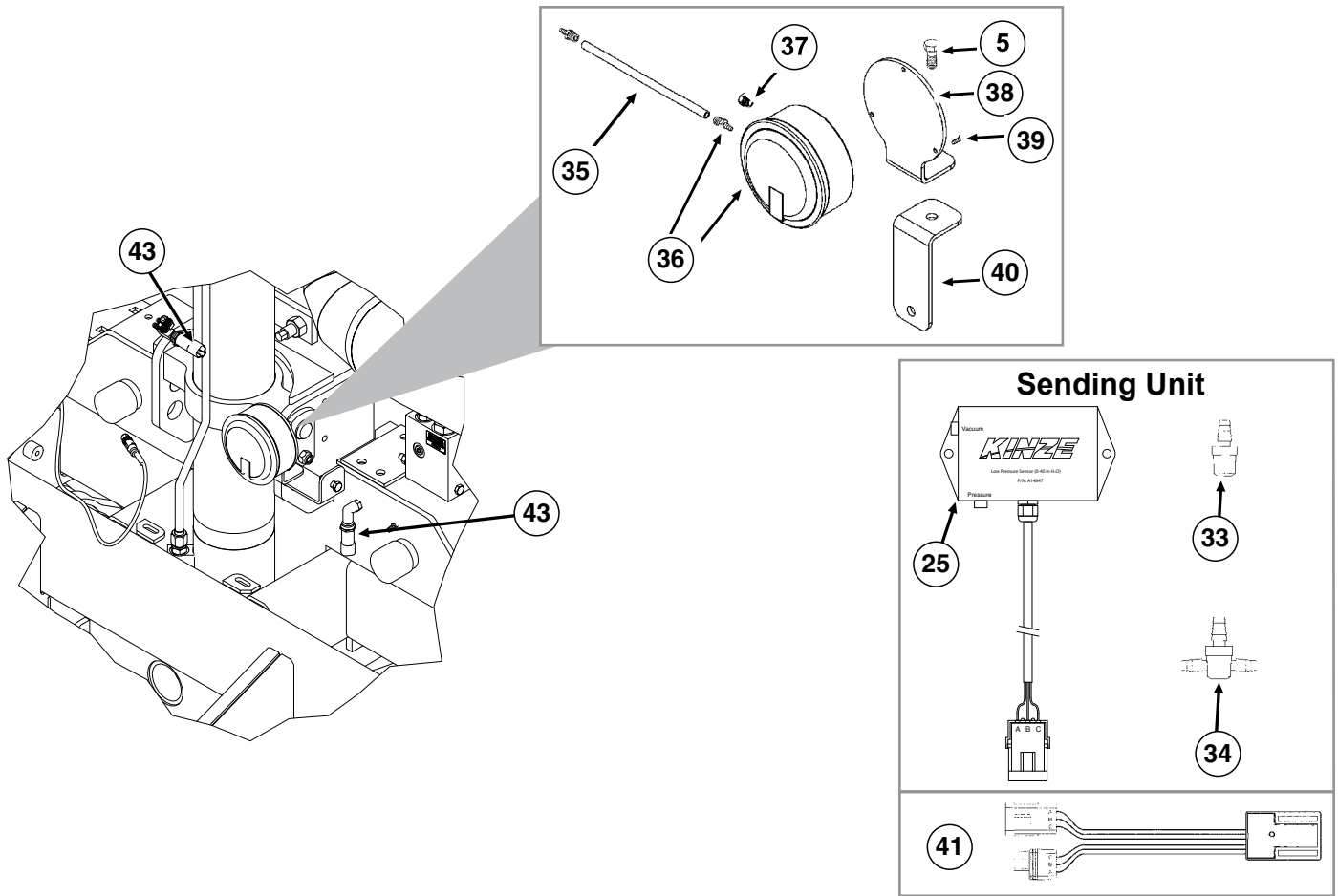
(IP1631)



ITEM	PART NO.	QTY.	DESCRIPTION
1	---	1	See "Digital Vacuum Gauge, Analog Vacuum Gauge, and Vacuum Fan Assembly" on page P97
2	G11029	4	T-Bolt Clamp, 5½"
3	GD15867-02	2	Hose, 5" x 50"
4	GA14195	2	Manifold Flange
5	GD18873	2	Vacuum Manifold Flange Gasket
6	G10019	8	Hex Head Cap Screw, ⅝"-18 x 1"
	G10232	8	Lock Washer, ⅝"
7	G10082801	1	Strut Support
8	G10081601	1	S3 Fan Mount
	GD19856	1	Fan Mount Tap Block
9	G10055	5	Hex Head Cap Screw, ⅝"-11 x 1¼" (Stop Bolt)
	G10107	5	Lock Nut, ⅝"-11
10	G10017	4	Hex Head Cap Screw, ½"-13 x 1½"
	G10228	4	Lock Washer, ½"
11	GD16598	1	U-Bolt, 4" x 7" x ⅝"-11
	G11391	2	Flat Washer, ⅝" SAE
	G10107	2	Lock Nut, ⅝"-11
12	G10001	6	Hex Head Cap Screw, ⅜"-16 x 1"
	G10901	6	Lock Nut, ⅜"-16
13	G10083301	1	Flange Seal, 6 Bolt
14	G10108	6	Lock Nut, ⅜"-16
15	G10236201	1	90° Vacuum Elbow
16	G11367	2	T-Bolt Clamp, 6"
17	GD19658-07	1	Hose, 6" x 124"
18	G10244701	1	Diffuser Bracket
19	G10245801	1	U-Bolt, 6¾" Diameter x ⅝"-11
	G11415	2	Serrated Flange Nut, ⅝"-11
20	G10236101	1	Hose Tray
	G10004	4	Hex Head Cap Screw, ⅜"-16 x 1¼"
21	GA25427	1	Diffuser
22	GD35434	1	Diffuser Ring
23	GD35435	1	Diffuser Cap
24	G10063	6	Hex Head Cap Screw, ⅜"-16 x 4"
25	GD2971-26	12	Sleeve, ⅜" I.D x ⅝" O.D. x 1.63" Long

(IP1633)





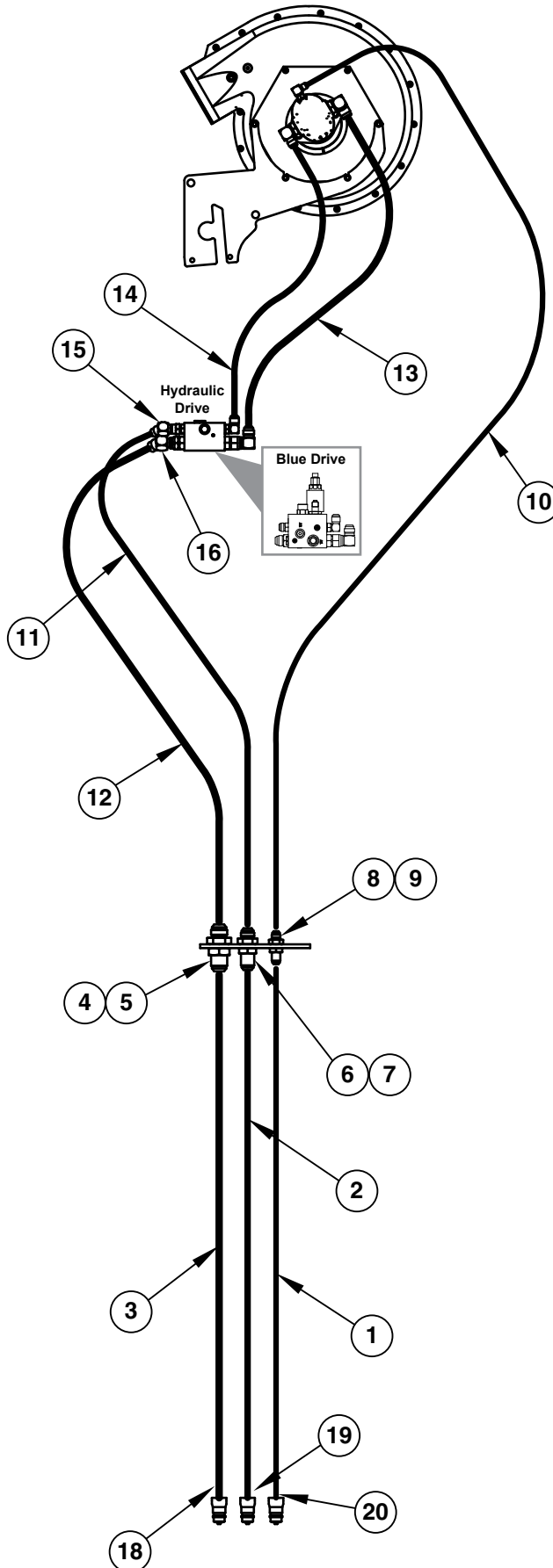
ITEM	PART NO.	QTY.	DESCRIPTION
1	GA13631	1	Vacuum Fan Mount
2	G10003	2	Hex Head Cap Screw, 3/8"-16 x 1 1/2"
	G11091	2	Serrated Flange Nut, 3/8"-16
3	G10007	2	Hex Head Cap Screw, 5/8"-11 x 1 1/2"
	G10107	2	Lock Nut, 5/8"-11
4	GD19696	1	Bulk Fill Block Mount
5	G10001	2	Hex Head Cap Screw, 3/8"-16 x 1"
	G10108	2	Lock Nut, 3/8"-16
6	GD19517	1	Bulk Fill Fan Mount
7	G11337	4	Hex Serrated Flange Cap Screw, 1/4"-20 x 1 1/4"
8	G6801-10-12	1	Elbow W/O-Ring, 90°, 7/8"-14 Male JIC To 1 1/16"-12 O-Ring
9	G6801-06	1	Elbow W/O-Ring, 90°, 9/16"-18 Male JIC To O-Ring
	GR1045	-	O-Ring
10	G11124	2	Hex Serrated Flange Cap Screw, 3/8"-16 x 1"
11	GA14574	1	Hydraulic Motor
	GR1960	-	Hydraulic Motor Seal Kit
	GR2000	-	Hydraulic Motor Key
	GR2179	-	Motor Seal Kit (Shaft)
12	G6801-12	1	Elbow W/O-Ring, 90°, 1 1/16"-12 Male JIC To O-Ring
	GR1467	-	O-Ring
13	GD30882	1	2-Bolt Mount Gasket
14	GA25388	1	Overhung Load Adapter
	GD20928	-	Bearing (Included W/GA25388)

Continued on Following Page.

ITEM	PART NO.	QTY.	DESCRIPTION
15	GD35294	1	Hose Barb, 1/8"-27 NPTF x 3/8"
16	GD25644	1	Cover Plate
17	G11123	2	Hex Serrated Flange Cap Screw, 3/8"-16 x 3/4"
18	GR1968	1	Cover Plate
19	G10988	12	Hex Non-Serrated Flange Cap Screw, 1/4"-20 x 3/4"
20	GR1979	2	Plastic Plug, 7/16"
21	GR1961	1	Bushing, 5/8"
22	GR1978	1	Plastic Plug, 1/4"
23	G11409	15	Hex Serrated Flanged Cap Screw, 1/4"-20 x 1"
24	GR1977	6	Fender Washer, 1/4"
25	GA14847	1	Low Pressure Sensor (0-40 IN H ₂ O)
	GD17151-20	-	Nylon Tubing, 1/4" O.D. x 10'
	GA9964	-	Strain Relief
26	GR1967	1	Screen
27	GR1965	1	Non-Flanged Outer Case
28	GD21300	1	Key Stock 3/16" x 3/4"
29	GR1966	1	Non-Flanged Inner Case
30	G10621	15	Serrated Flange Nut, 1/4"-20
31	GR1969	1	Backing Plate
32	GR1968	1	Cover Plate
33	GR1736	1	Hose Barb, 1/8" Male NPT To Barb
34	GD21278	1	Reducing Tee, 3/16" x 1/8"
35	GD15849-02	1	Clear Plastic Tubing, 5/16" O.D. x 3/16" I.D. x 120"
36	GA21406	1	Analog Vacuum Gauge W/Hose Barb
	GR1777	-	Hose Barb, 1/8" Male NPT To 3/16" Barb (Included W/GA21406)
37	GA10799	1	Breather, 1/8" Male NPT
38	GD15804	1	Mount
39	G11215	3	Hex Socket Head Cap Screw, No. 6-32 x 3/8", Grade 8
40	GD15803	1	Support
41	GA12812	-	Hall Effect Adapter
42	GR2109	1	Impellor
43	GA14805	2	Air Pressure/Vacuum Sensor
A	GA14572	1	Bulk Fill Fan Assembly (Items 19, 20, 22-24, 26, 27, and 29-32)

This page left blank intentionally.

(IP1090)

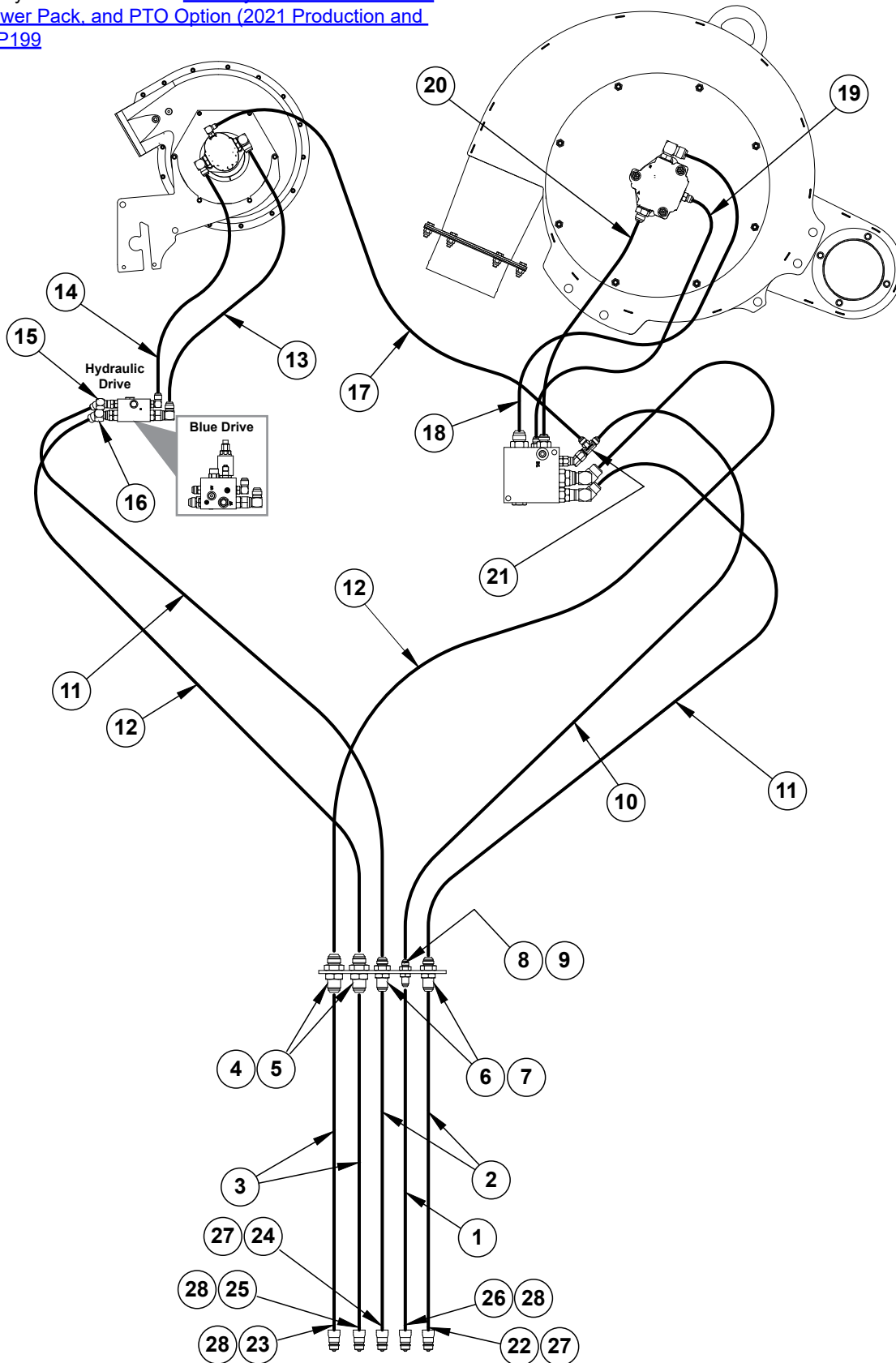


ITEM	PART NO.	QTY.	DESCRIPTION
1	*A26938-286	1	Hose Assembly, 3/8" x 286" (06F - 1/2M NPTF W/Tip, W/Cap), 12 Row
	*A26938-346	-	Hose Assembly, 3/8" x 346" (06F - 1/2M NPTF W/Tip, W/Cap), 16 Row
2	*A18693-286	1	Hose Assembly, 1/2" x 286" (10F - 1/2M NPTF W/Tip, W/Cap), 12 Row
	*A18693-346	-	Hose Assembly, 1/2" x 346" (10F - 1/2M NPTF W/Tip, W/Cap), 16 Row
3	*A21548-286	1	Hose Assembly, 5/8" x 286" (12F - 1/2M NPTF W/Tip, W/Cap), 12 Row
	*A21548-346	-	Hose Assembly, 5/8" x 346" (12F - 1/2M NPTF W/Tip, W/Cap), 16 Row
4	G2700-12	1	Bulkhead Tube Union, 1 1/16"-12 Male JIC
5	G306-12	1	Lock Nut, 1 1/16"-12
6	G2700-10	1	Bulkhead Tube Union, 7/8"-14 Male JIC
7	G306-10	1	Lock Nut, 7/8"-14
8	G2700-06-06	1	Bulkhead Tube Union, 9/16"-18 Male JIC
9	G306-06	1	Lock Nut, 9/16"-18
10	*A12097	1	Hose Assembly, 3/8" x 246"
11	*A12715	1	Hose Assembly, 1/2" x 242"
12	*A21519	1	Hose Assembly, 5/8" x 242"
13	*A3365	1	Hose Assembly, 3/4" x 35"
14	*A1424	1	Hose Assembly, 1/2" x 30"
15	G6502-10	1	Swivel Elbow, 45°, 7/8"-14 Male JIC To Female
16	G6502-12	1	Swivel Elbow, 45°, 1 1/16"-12 Male JIC To Female
17	GA15499	-	Special Pioneer Coupler, Zero Pressure Return
	GD25522	-	Hydraulic Tip Cover
18	GA26924-08	1	Hose Label/Cover, Yellow (Retract)
19	GA26924-07	1	Hose Label/Cover, Yellow (Extend)
20	GA26924-11	1	Hose Label/Cover, Orange (Retract)

*Hydraulic hose is not stocked by Kinze Repair Parts.

(IP1632)

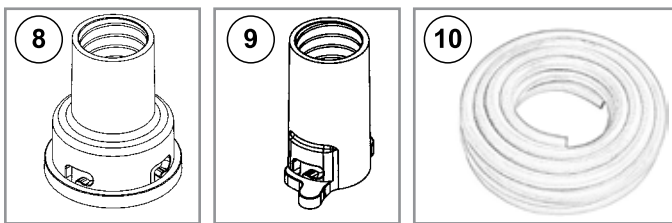
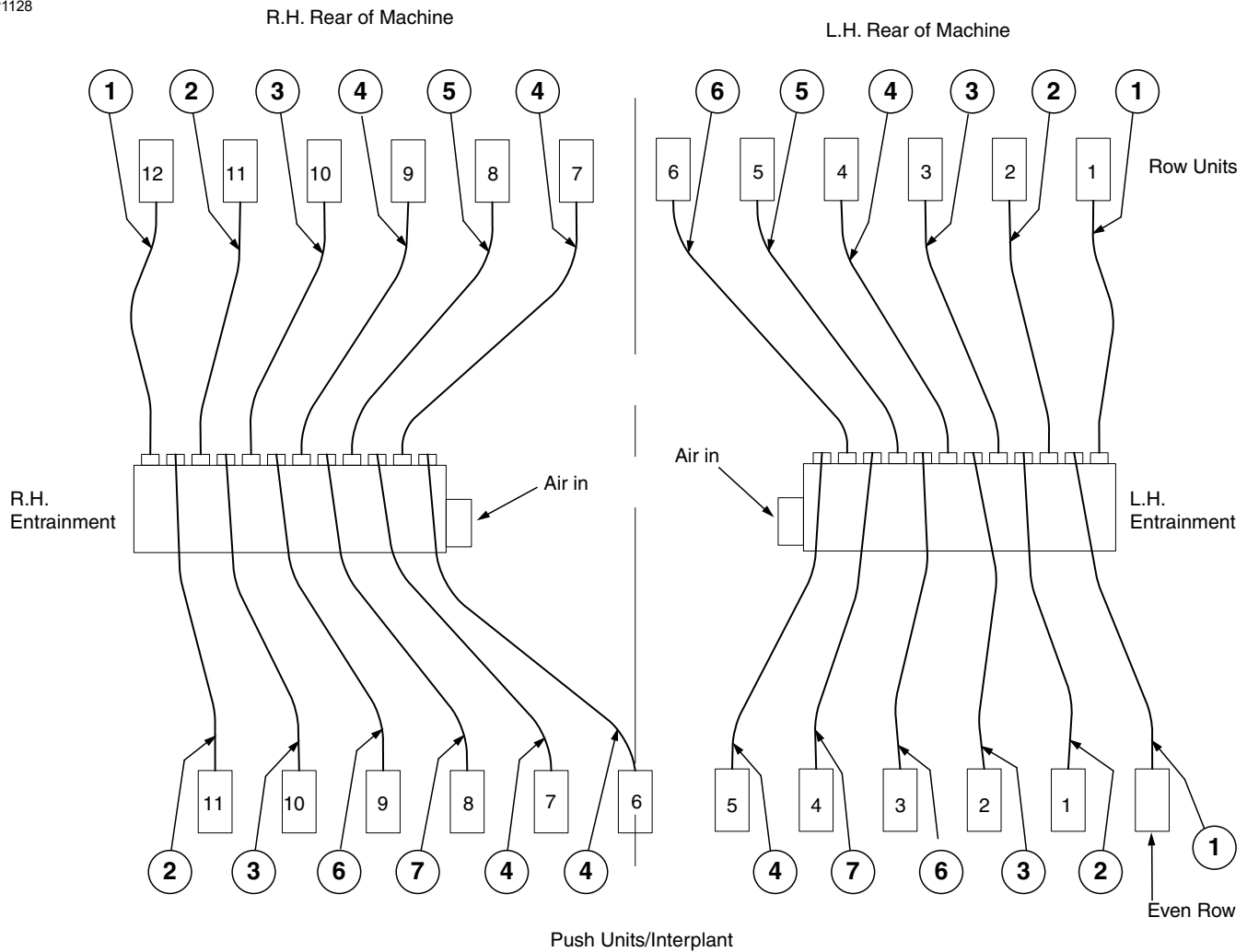
For Additional Hydraulic Schematic See ["Hydraulic Schematics - Blue Drive, Power Pack, and PTO Option \(2021 Production and On\)"](#) on page P199



ITEM	PART NO.	QTY.	DESCRIPTION
1	*A26938-286	1	Hose Assembly, 3/8" x 286" (06F - 1/2M NPTF W/Tip, W/Cap), 12 Row
	*A26938-346	1	Hose Assembly, 3/8" x 346" (06F - 1/2M NPTF W/Tip, W/Cap), 16 Row
2	*A18693-286	2	Hose Assembly, 1/2" x 286" (10F - 1/2M NPTF W/Tip, W/Cap), 12 Row
	*A18693-346	2	Hose Assembly, 1/2" x 346" (10F - 1/2M NPTF W/Tip, W/Cap), 16 Row
3	*A21548-286	2	Hose Assembly, 5/8" x 286" (12F - 1/2M NPTF W/Tip, W/Cap), 12 Row
	*A21548-346	2	Hose Assembly, 5/8" x 346" (12F - 1/2M NPTF W/Tip, W/Cap), 16 Row
4	G2700-12	2	Bulkhead Tube Union, 1 1/16"-12 Male JIC
5	G306-12	2	Lock Nut, 1 1/16"-12
6	G2700-10	2	Bulkhead Tube Union, 7/8"-14 Male JIC
7	G306-10	2	Lock Nut, 7/8"-14
8	G2700-06-06	1	Bulkhead Tube Union, 9/16"-18 Male JIC
9	G306-06	1	Lock Nut, 9/16"-18
10	*A12097	1	Hose Assembly, 3/8" x 246"
11	*A12715	2	Hose Assembly, 1/2" x 242"
12	*A21519	2	Hose Assembly, 5/8" x 242"
13	*A3365	1	Hose Assembly, 3/4" x 35"
14	*A1424	1	Hose Assembly, 1/2" x 30"
15	G6502-10	1	Swivel Elbow, 45°, 7/8"-14 Male JIC To Female
16	G6502-12	1	Swivel Elbow, 45°, 1 1/16"-12 Male JIC To Female
17	*A12014	1	Hose Assembly, 3/8" x 34"
18	*A25487-40	1	Hose Assembly, 5/8" x 40" (10F-12F)
19	*A12002	1	Hose Assembly, 3/8" x 32"
20	*A12790	1	Hose Assembly, 1/2" x 28" (08F-10F)
21	G6602-06	1	Swivel Tee, 9/16"-18 JIC
22	GA26924-05	1	Hose Label/Cover, Green (Extend)
23	GA26924-06	1	Hose Label/Cover, Green (Retract)
24	GA26924-07	1	Hose Label/Cover, Yellow (Extend)
25	GA26924-08	1	Hose Label/Cover, Yellow (Retract)
26	GA26924-11	1	Hose Label/Cover, Orange (Retract)
27	GD4086	2	ISO Coupler
28	GA15499	-	Special Pioneer Coupler, Zero Pressure Return
	GD25522	-	Hydraulic Tip Cover

*Hydraulic hose is not stocked by Kinze Repair Parts.

IP1128



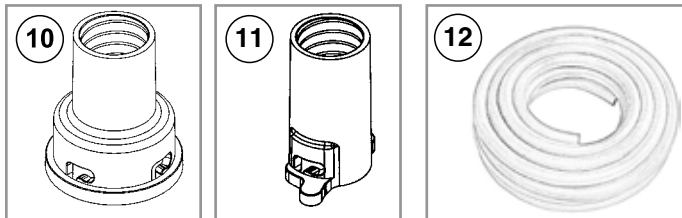
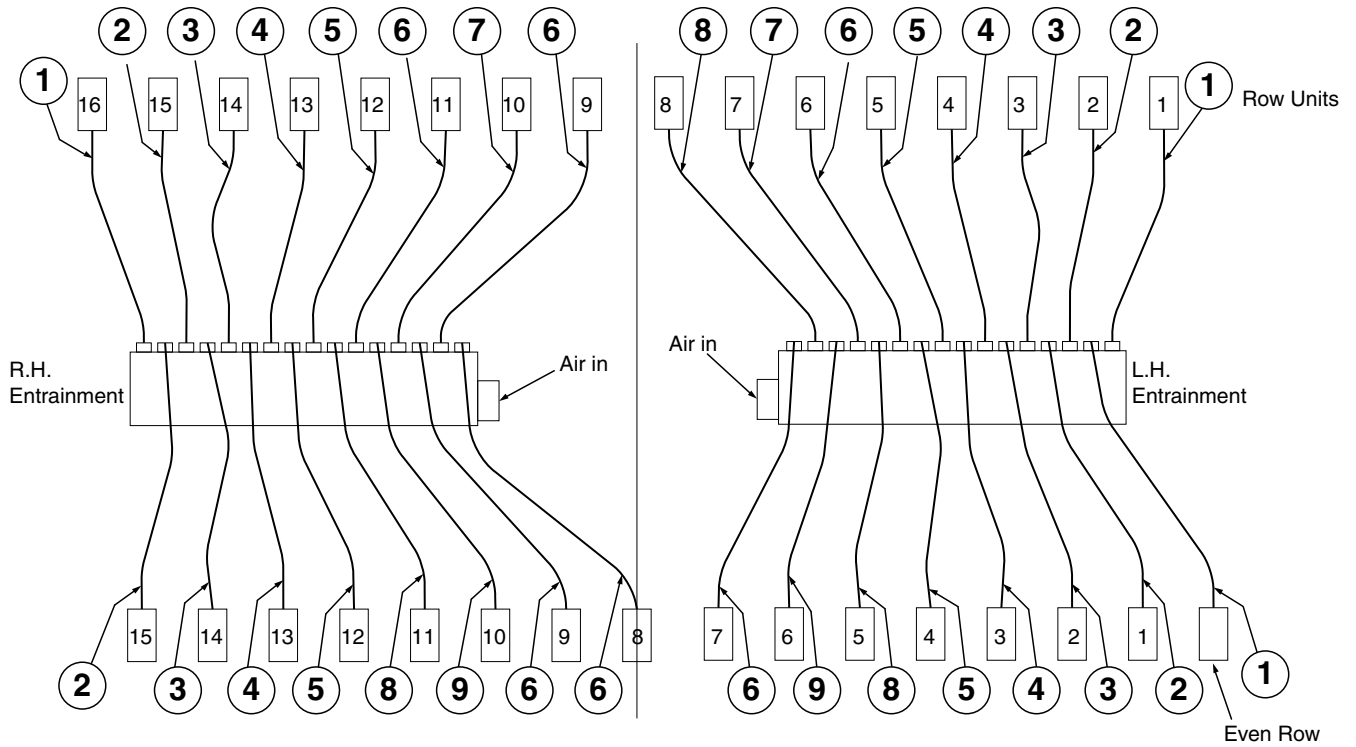
ITEM	PART NO.	QTY.	DESCRIPTION
1	*A13802	3	Hose Assembly, 1 1/4" x 161"
2	*A13803	4	Hose Assembly, 1 1/4" x 133"
3	*A13804	4	Hose Assembly, 1 1/4" x 101"
4	*A13805	6	Hose Assembly, 1 1/4" x 71"
5	*A13806	2	Hose Assembly, 1 1/4" x 62"
6	*A13807	3	Hose Assembly, 1 1/4" x 82"
7	*A13808	2	Hose Assembly, 1 1/4" x 93"
8	GB0425	-	Dissipator Quick Coupler
9	GB0429	-	Seed Entrainer Quick Coupler
10	GR1947	-	Bulk Fill Hose, 1" I.D. x 1 1/4" O.D. x 100'

*Hose not stocked by Kinze repair parts, but is available in bulk (GR1947).

IP1127

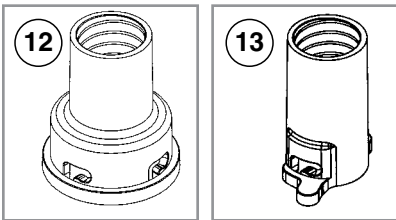
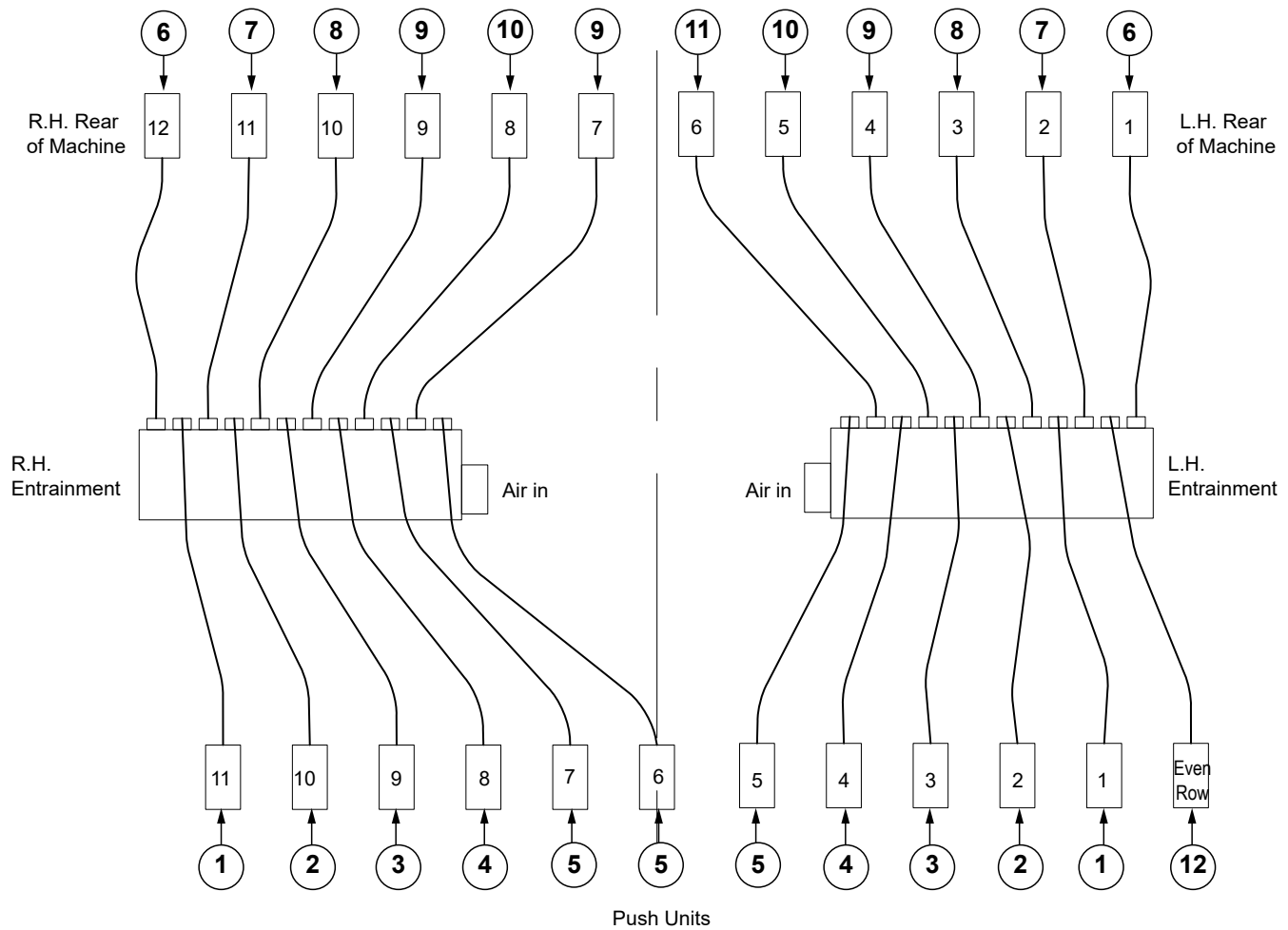
R.H. Rear of Machine

L.H. Rear of Machine



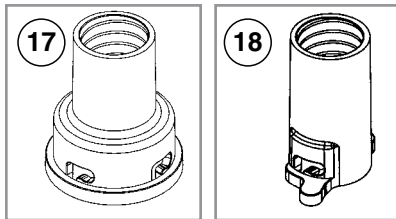
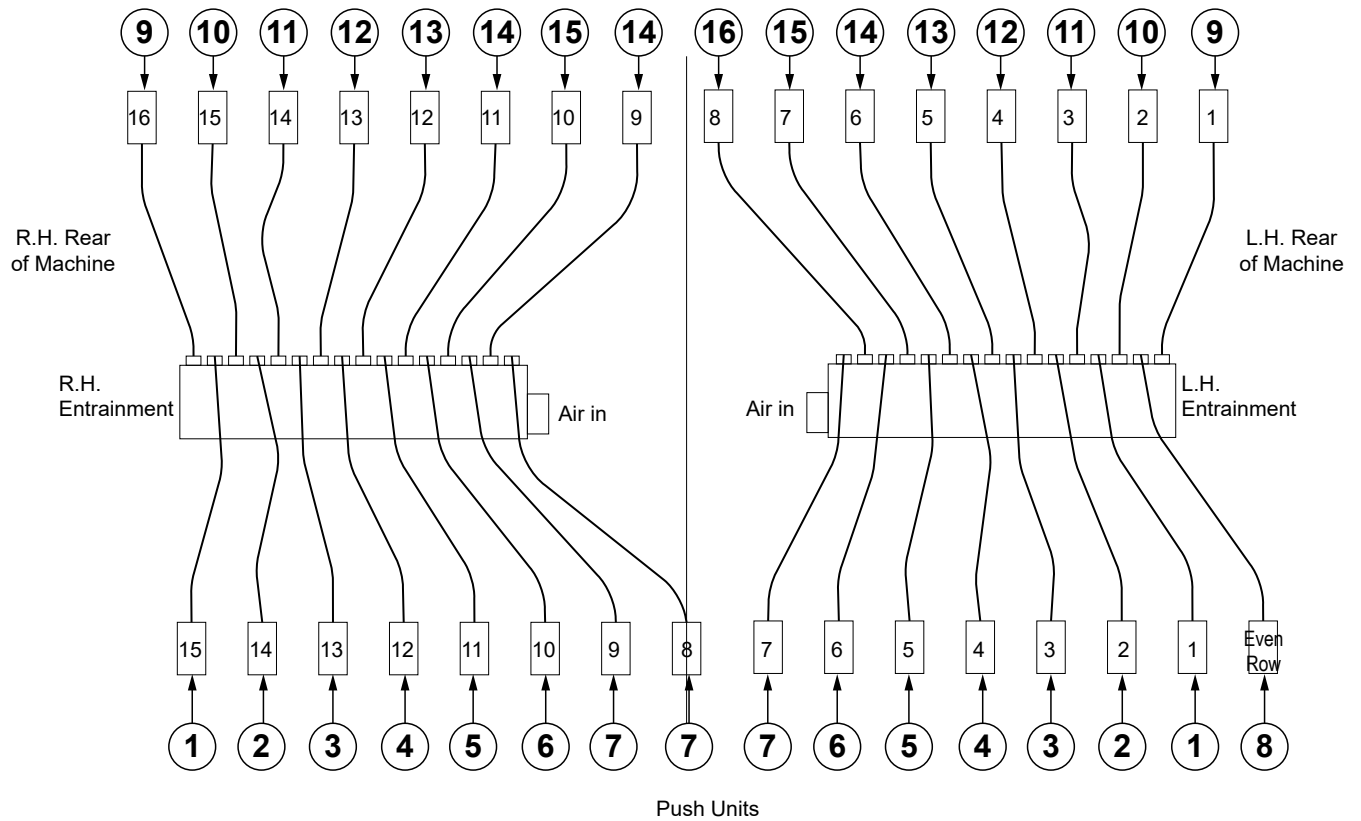
ITEM	PART NO.	QTY.	DESCRIPTION
1	*A13800	3	Hose Assembly, 1 1/4" x 218"
2	*A13801	4	Hose Assembly, 1 1/4" x 192"
3	*A13802	4	Hose Assembly, 1 1/4" x 161"
4	*A13803	4	Hose Assembly, 1 1/4" x 133"
5	*A13804	4	Hose Assembly, 1 1/4" x 101"
6	*A13805	6	Hose Assembly, 1 1/4" x 71"
7	*A13806	2	Hose Assembly, 1 1/4" x 62"
8	*A13807	3	Hose Assembly, 1 1/4" x 82"
9	*A13808	2	Hose Assembly, 1 1/4" x 93"
10	GB0425	-	Dissipator Quick Coupler
11	GB0429	-	Seed Entrainer Quick Coupler
12	GR1947	-	Bulk Fill Hose, 1" I.D. x 1 1/4" O.D. x 100'

*Hose not stocked by Kinze repair parts, but is available in bulk (GR1947).



ITEM	PART NO.	QTY.	DESCRIPTION
1	*A13870-143		Seed Hose Assembly, 1 1/4" x 143"
2	*A13870-112		Seed Hose Assembly, 1 1/4" x 112"
3	*A13870-91		Seed Hose Assembly, 1 1/4" x 91"
4	*A13870-93		Seed Hose Assembly, 1 1/4" x 93"
5	*A13870-72		Seed Hose Assembly, 1 1/4" x 72"
6	*A13802		Seed Hose Assembly, 1 1/4" x 161"
7	*A13803		Seed Hose Assembly, 1 1/4" x 133"
8	*A13804		Seed Hose Assembly, 1 1/4" x 101"
9	*A13805		Seed Hose Assembly, 1 1/4" x 71"
10	*A13806		Seed Hose Assembly, 1 1/4" x 62"
11	*A13807		Seed Hose Assembly, 1 1/4" x 82"
12	GB0425	-	Dissipator Quick Coupler
13	GB0429	-	Seed Entrainer Quick Coupler

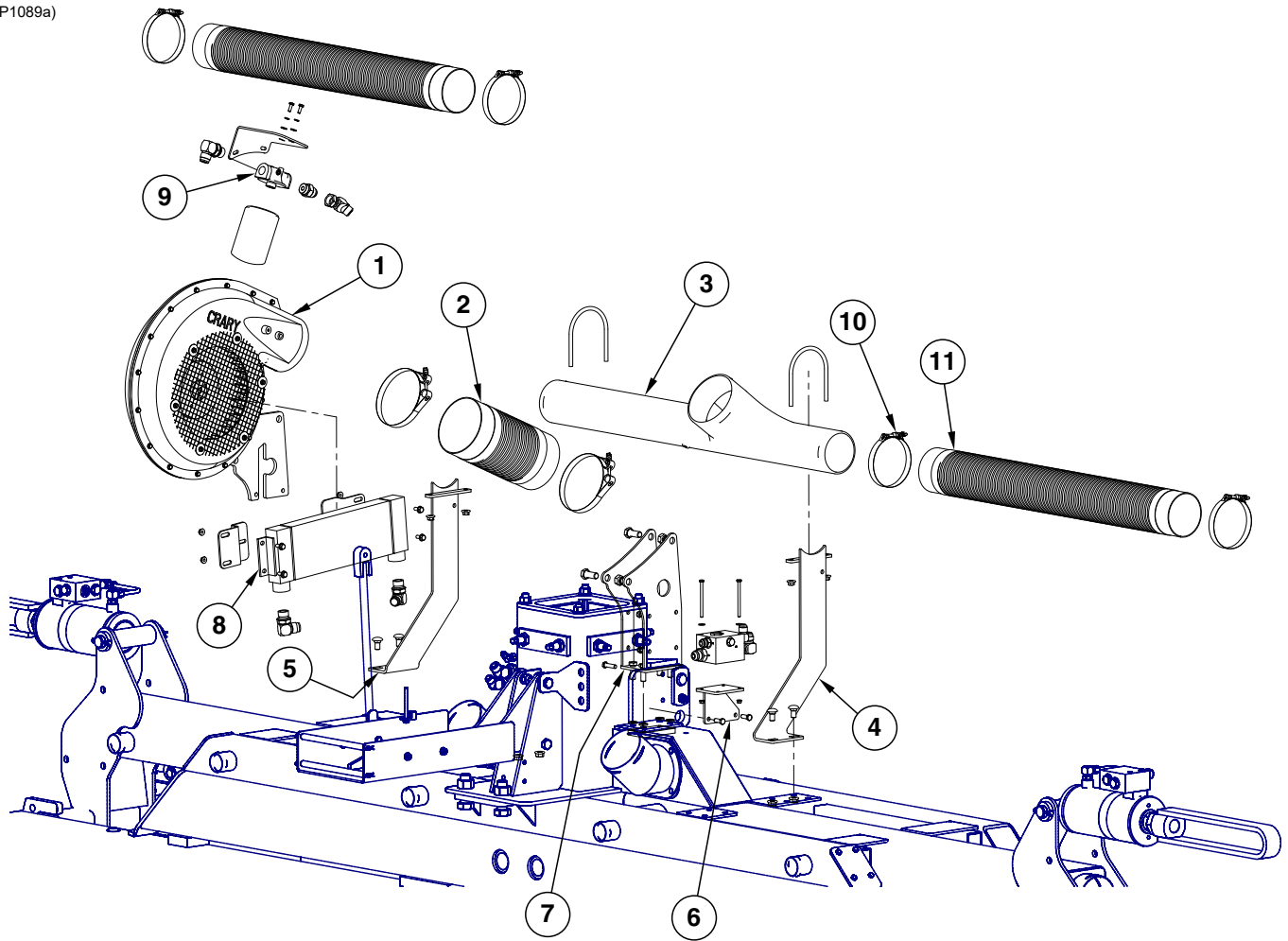
*Hose not stocked by Kinze repair parts, but is available in bulk (GR1947).



ITEM	PART NO.	QTY.	DESCRIPTION
1	*A13870-201		Seed Hose Assembly, 1 1/4" x 201"
2	*A13870-174		Seed Hose Assembly, 1 1/4" x 174"
3	*A13870-143		Seed Hose Assembly, 1 1/4" x 143"
4	*A13870-112		Seed Hose Assembly, 1 1/4" x 112"
5	*A13870-91		Seed Hose Assembly, 1 1/4" x 91"
6	*A13870-93		Seed Hose Assembly, 1 1/4" x 93"
7	*A13870-72		Seed Hose Assembly, 1 1/4" x 72"
8	*A13870-230		Seed Hose Assembly, 1 1/4" x 230"
9	*A13800		Seed Hose Assembly, 1 1/4" x 218"
10	*A13801		Seed Hose Assembly, 1 1/4" x 192"
11	*A13802		Seed Hose Assembly, 1 1/4" x 161"
12	*A13803		Seed Hose Assembly, 1 1/4" x 133"
13	*A13804		Seed Hose Assembly, 1 1/4" x 101"
14	*A13805		Seed Hose Assembly, 1 1/4" x 71"
15	*A13806		Seed Hose Assembly, 1 1/4" x 62"
16	*A13807		Seed Hose Assembly, 1 1/4" x 82"
17	GB0425	-	Dissipator Quick Coupler
18	GB0429	-	Seed Entrainer Quick Coupler

*Hose not stocked by Kinze repair parts, but is available in bulk (GR1947).

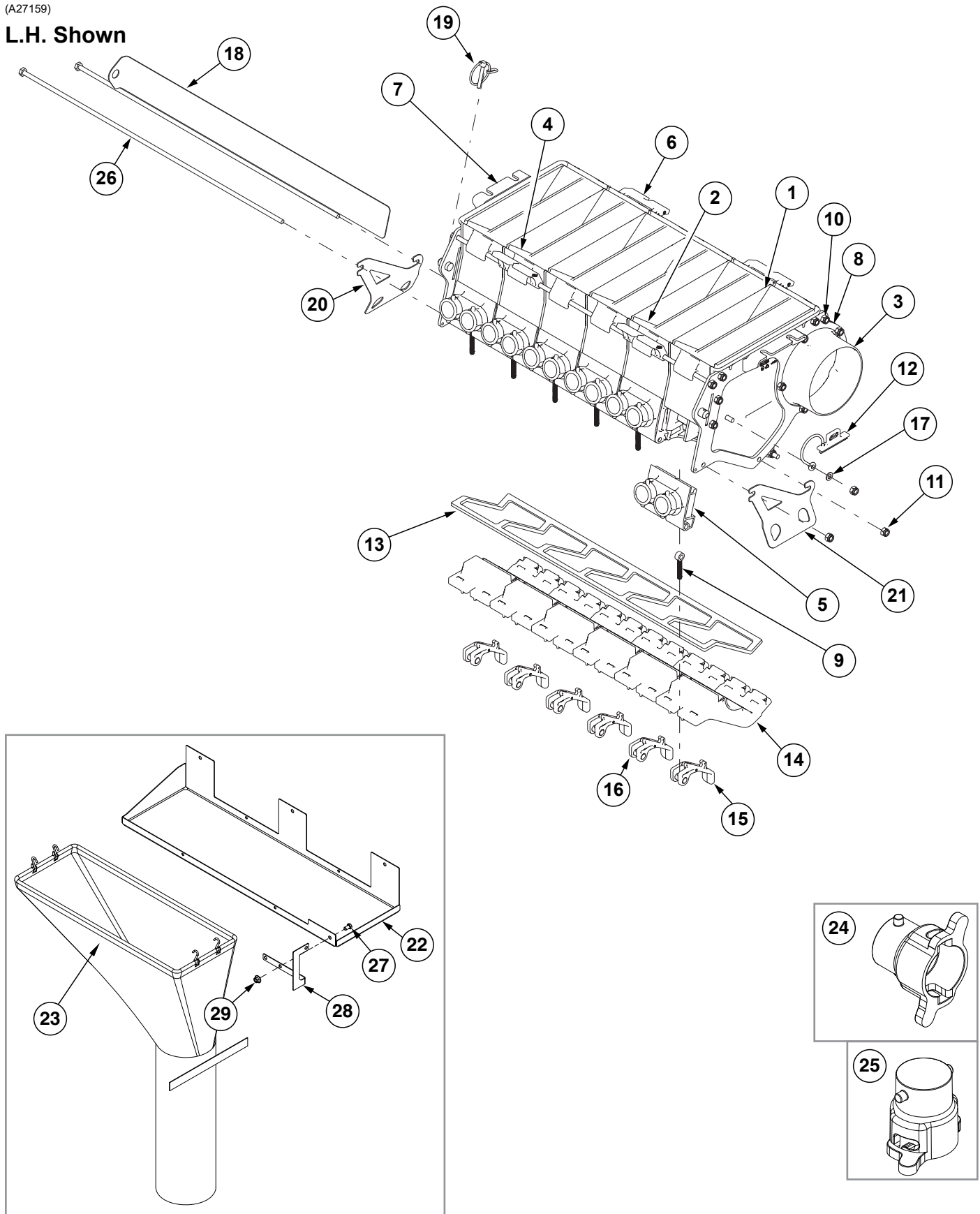
(IP1089a)



ITEM	PART NO.	QTY.	DESCRIPTION
1	---	-	See "Bulk Fill Fan Assembly" on page P109
2	GD19658-01	1	Hose, 6" x 12"
	G11367	2	T-Bolt Clamp 6"
3	GB0448	1	Bulk Fill Manifold
	GR1777	1	Hose Barb, 1/8" Male NPT To 3/16" Barb
4	GA13776	1	Bulk Fill Manifold Bracket
	GD19639	1	U-Bolt, 4 1/2" x 3/8"-16
	G11091	2	Serrated Flange Nut, 3/8"-16
	G10390	2	Carriage Bolt, 1/2"-13 x 1"
	G10071	2	Serrated Flange Nut, 1/2"-13
5	GA13777	1	Bulk Fill Manifold Bracket
	GD19639	1	U-Bolt, 4 1/2" x 3/8"-16
	G11091	2	Serrated Flange Nut, 3/8"-16
	G10390	2	Carriage Bolt, 1/2"-13 x 1"
	G10071	2	Serrated Flange Nut, 1/2"-13
6	GD19696	1	Bulk Fill Block Mount
	---	-	See "ITEM" on page P124
	G11135	2	Hex Head Cap Screw, 1/4"-20 X 3 3/4"
	G11385	2	Flat Washer, 1/4" SAE
	G10621	2	Serrated Flange Nut, 1/4"-20
	G10108	4	Lock Nut, 3/8"-16
	G10001	2	Hex Head Cap Screw, 3/8"-16 x 1"
7	GA13631	1	Vacuum Fan Mount
	G10017	4	Hex Head Cap Screw, 1/2"-13 x 1 1/2"
	G10228	4	Lock Washer, 1/2"
	GD19856	1	Fan Mount Tap Block
	G10007	2	Hex Head Cap Screw, 5/8"-11 x 1 1/2"
	G10107	2	Lock Nut, 5/8"-11
	G10003	2	Hex Head Cap Screw, 3/8"-16 x 1 1/2"
8	GA10917	1	Hydraulic Oil Cooler
	GD19225	2	Cooler Mount Bracket
	G6801-12	3	Elbow W/O-Ring, 90°, 1 1/16"-12 Male JIC To O-Ring
	G10961	4	Flanged Whiz Lock Screw, 5/16"-18 x 3/4", No Serration
	G10620	4	Serrated Flange Nut, 5/16"-18
9	GD16038	1	Filter Head
	GD19129	1	Oil Filter Mount
	GD16037	1	Oil Filter, 10 Micron
	G6400-12	1	Connector, W/O-Ring, 1 1/16"-12 Male JIC To O-Ring
	GR1467	-	O-Ring
	G6502-12	1	Swivel Elbow, 45°, 1 1/16"-12 Male JIC To Female
	G10023	2	Hex Head Cap Screw, 1/4"-20 x 3/4"
	G10227	2	Lock Washer, 1/4"
	G11385	2	Flat Washer, 1/4" SAE
10	G11360	4	T-Bolt Clamp, 4 1/2"
11	GD19659-01	2	Black Hose, 4 1/2" I.D. x 39"

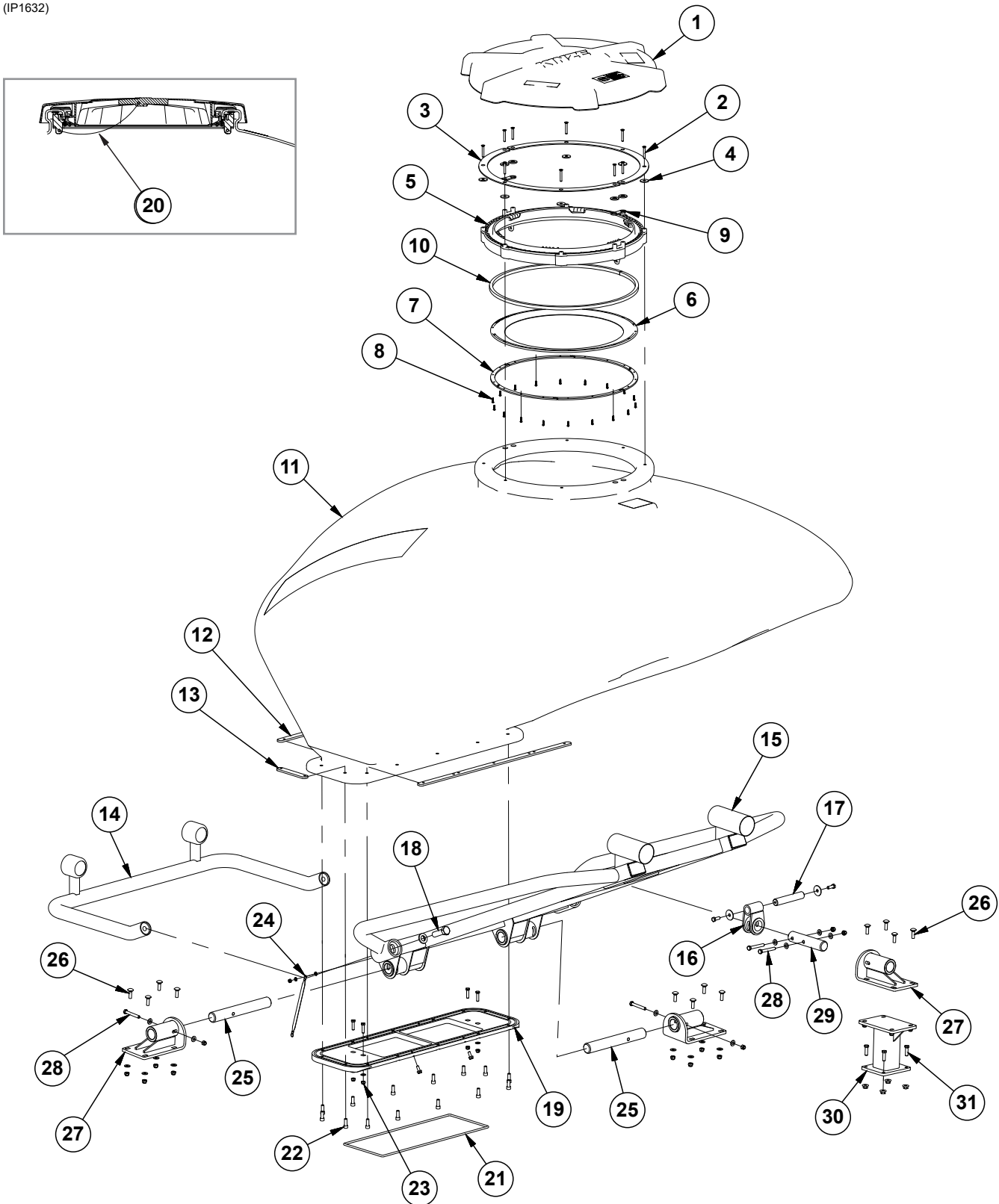
(A27159)

L.H. Shown



ITEM	PART NO.	QTY.	DESCRIPTION
1	GB1195	6	Entrainer Section
2	GB1197	5	Entrainer Interior Wall
3	GB1201	1	Entrainer End Cap, L.H.
4	GB1199	1	Entrainer End Cap, L.H.
5	GB1196	6	Entrainer Outlet Dual, 1"
6	GB1204	4	Entrainer Mount Adapter
7	G10950901	1	Entrainer Retainment Assembly, L.H.
8	G10950801	1	Entrainer Retainment Assembly, R.H.
9	GD19864	6	Eye Bolt, ¼"-20 x 1.83"
10	GD37049	12	Hex Head Cap Screw, ¼"-20 x 21¼", Grade 2, 12 Row
	GD37050	15	Hex Head Cap Screw, ¼"-20 x 28¼", Grade 2, 16 Row
11	G11320	15	Lock Nut, ¼"-20, Grade B
12	GB0444	2	Bulk Fill Shutoff Door Plug
13	G10301201	1	Cleanout Door Gasket, 12 Row
	G10301301		Cleanout Door Gasket, 16 Row
14	GA26104	6	Entrainer Door
15	GB1203	6	Entrainer Door Latch
16	GD21080	6	Cam Nut, ¼"-20
17	G11328	2	Washer, ¼"
18	G10495103	1	Entrainer Slide, 12 Row
	G10495102		Entrainer Slide, 16 Row
19	G10973901	1	Pin W/Chain
20	G10017201	1	Bulk Fill Chute Hanger
21	G10017301	1	Bulk Fill Chute Hanger
22	G10246301	1	Clean Out Chute Bottom
23	GA14078	1	Cleanout Chute, 12 Row
	GA13941		Cleanout Chute, 16 Row
24	GB0430	-	Bulk Fill Large Cap
25	GB0431	-	Bulk Fill Small Cap (If Applicable)
26	GD19852	3	Hex Head Cap Screw, ¼"-20 x 22"
27	G10328	1	Hex Head Cap Screw, ⅜"-16 x ⅝"
28	G10246001	1	Cleanout Chute Mount
29	G10108	1	Lock Nut, ⅜"-16
A	GA27158 GA27160	-	Bulk Fill Entrainer Assembly, R.H. (Items 1-21), 12 Row Bulk Fill Entrainer Assembly, R.H. (Items 1-21), 16 Row
B	GA27159 GA27163	-	Bulk Fill Entrainer Assembly, L.H. (Shown) (Items 1-21), 12 Row Bulk Fill Entrainer Assembly, L.H. (Items 1-21), 16 Row

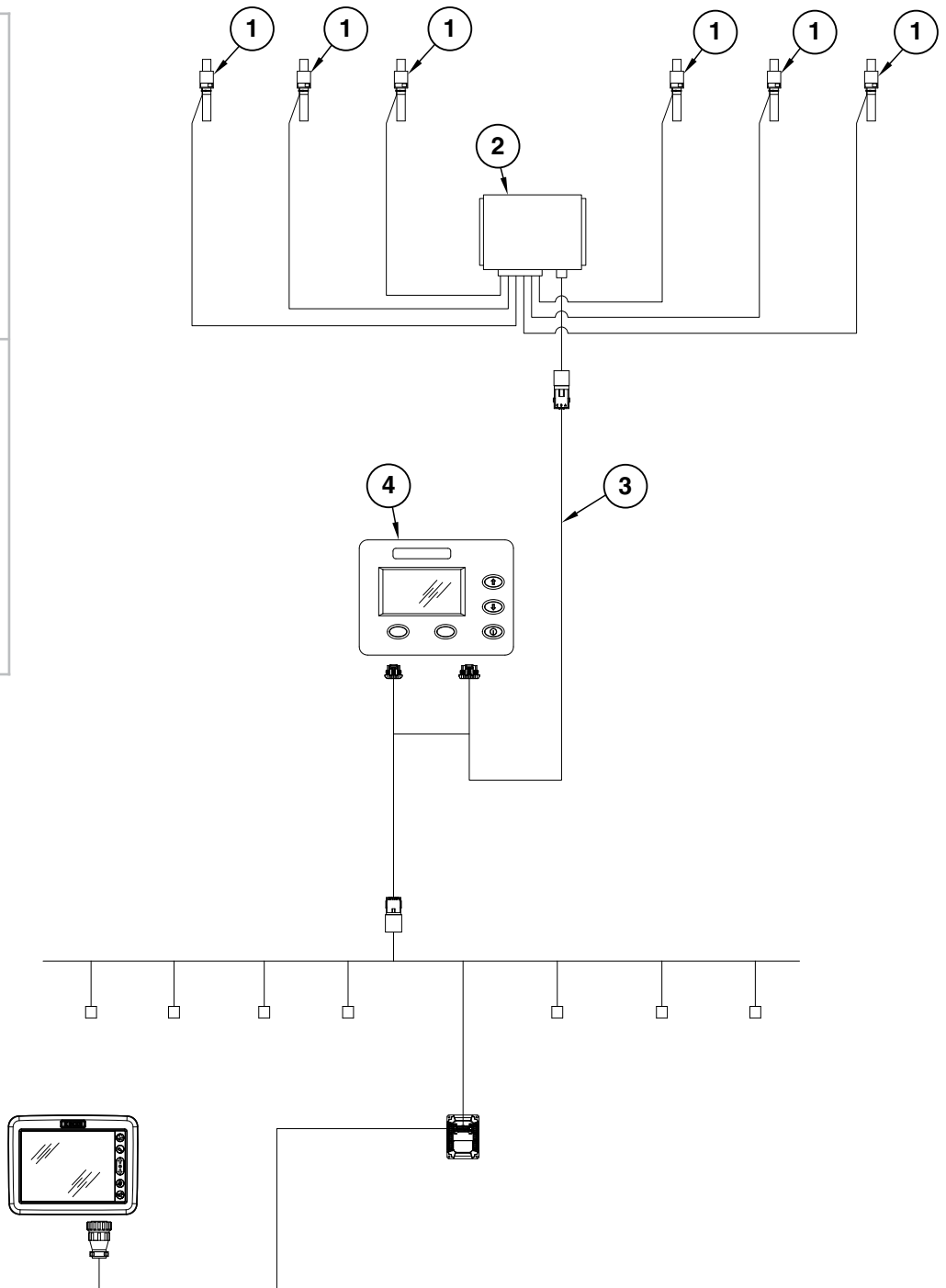
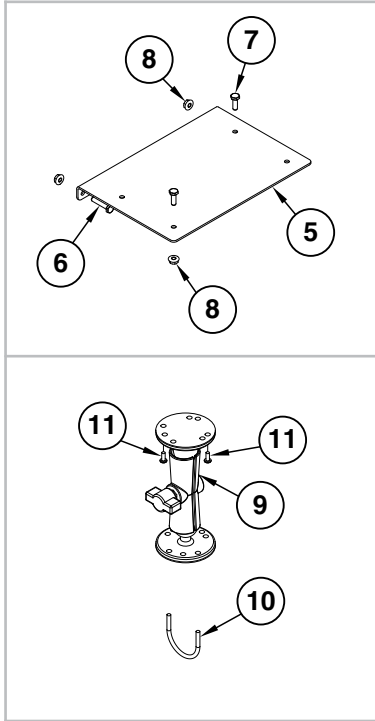
(IP1632)



ITEM	PART NO.	QTY.	DESCRIPTION
1	GB0673	1	Bulk Fill Tank Lid
2	G10132501	10	Hex Flange Head Cap Screw, 1/4"-20 x 1 3/4"
	GD24754	4	Foam Seal
3	GD35844	2	Top Ring Mount Plate
4	GD35857	6	Foam Seal Washer
5	GB1206	1	Bulk Fill Tank Lid Latch
6	GB0675	1	Bulk Fill Tank Lid Seal
7	GD24386	6	Bulk Fill Lid Seal Ring Segment
8	G11522	18	Phillip Pan Head Tapping Screw, #8-18 x 5/8"
9	GB0905	2	Lid Seal Ring Spacer
10	*GD35274-01	1	Ribbon Sealer, 66 1/2" (Length Used For Tank Lid)
11	G10057801	1	Bulk Fill Bulk Seed Tank, 55 Bushel
12	G10057501	2	Entrainer Mount Tap Block
13	GD20923	2	Entrainer Mount Tap Block, Short
14	GA14038	1	Bulk Fill Front Tank Frame
15	GA14037	1	Bulk Fill Rear Tank Frame
16	GA14040	1	Rear Bulk Fill Tank Mount
17	GD20037	1	Pin, 1" x 5 3/8"
	G10201	2	Special Washer, 3/8" x 1 1/2" O.D.
	G10001	2	Hex Head Cap Screw, 3/8"-16 x 1"
18	G10027	2	Hex Head Cap Screw, 3/4"-10 x 2 1/2"
	G11392	2	Flat Washer, 3/4" SAE
19	GD37001	1	Entrainer Adapter, 12 Row
	GD19690-03	1	Ribbon Sealer, 6 1/2'
	GD19690-04	1	Ribbon Sealer, 7'
	G10961	4	Flanged Whiz Lock Screw, 5/16"-18 x 3/4", No Serration
20	GD24879-01	1	Rope Tether, 36"
21	G10302501	1	Foam Cord, 1/4" x 58"
22	G11261	14	Hex Socket Head Cap Screw, 3/8"-16 x 1"
23	G11182	4	Lock Nut W/Nylon Insert, 5/16"-18
	G11386	5	Flat Washer, 5/16" SAE
	G10171	4	Hex Head Cap Screw, 5/16"-18 x 1 1/4"
24	GD27607	1	Ground Strap
	G11249	2	External Tooth Washer, 1/4"
	G11528	1	Hex Nut W/External Tooth Washer, 1/4"-20
25	GD20035	2	Pin, 1 1/2" x 11 1/4"
26	G10599	12	Carriage Bolt, 3/8"-16 x 1 1/4"
	G11387	12	Flat Washer, 3/8" SAE
	G10108	12	Lock Nut, 3/8"-16
27	GA14041	3	Bulk Fill Tank Mount
28	G10325	4	Hex Head Cap Screw, 3/8"-16 x 2 3/4"
	G11387	8	Flat Washer, 3/8" SAE
	G10108	4	Lock Nut, 3/8"-16
29	GD20036	1	Pin, 1 1/2" x 7"
30	GA14052	1	Rear Tank Mount
31	G10004	4	Hex Head Cap Screw, 3/8"-16 x 1 1/4"
	G11091	4	Serrated Flange Nut, 3/8"-16
A	G10129501	-	Bulk Fill Lid Seal Assembly (Items 5-8)

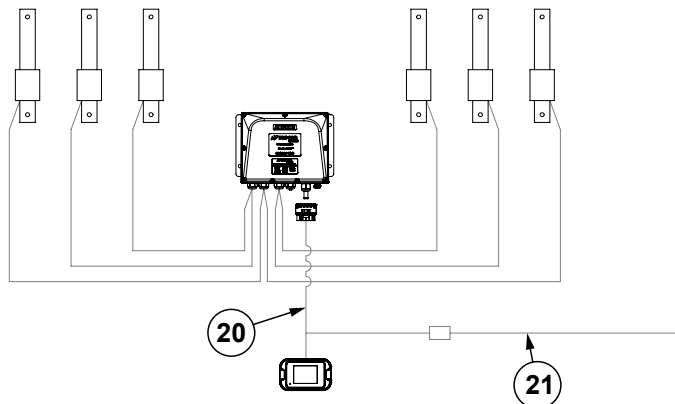
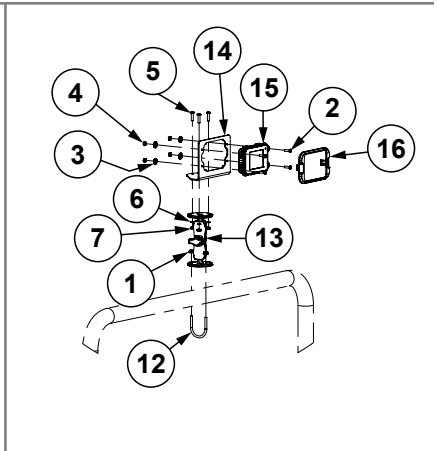

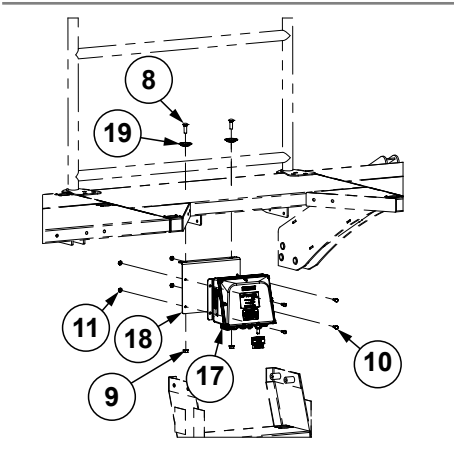
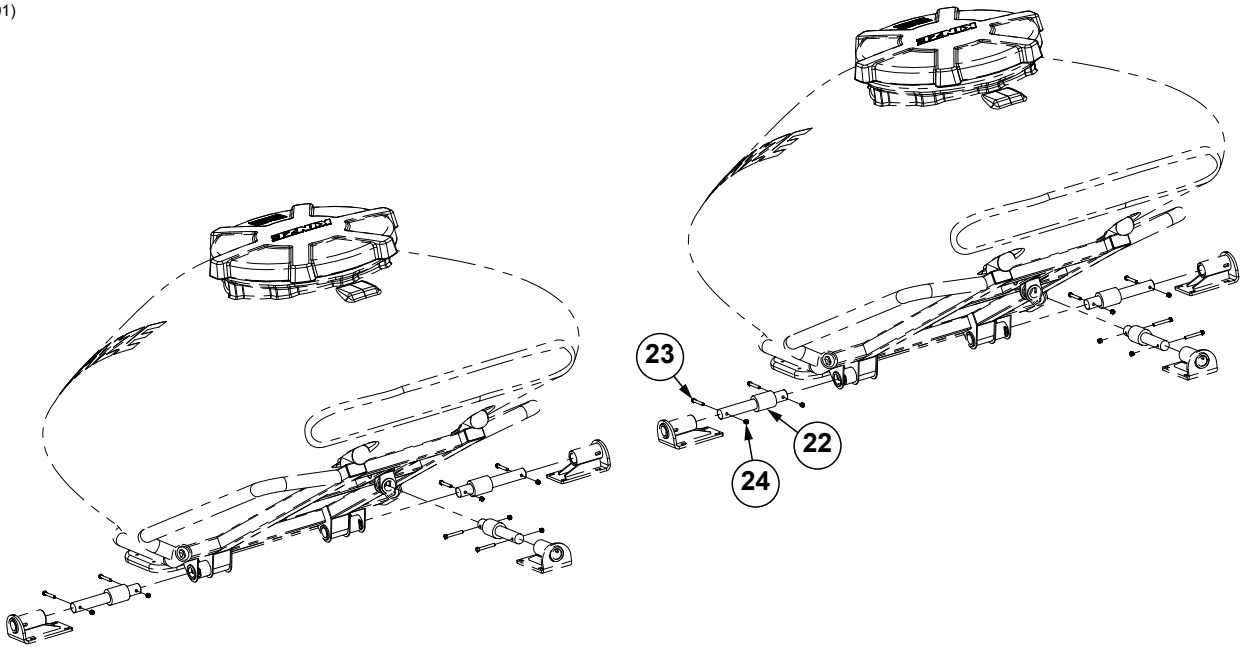
*Available in bulk only (21.75').

(IP1192)



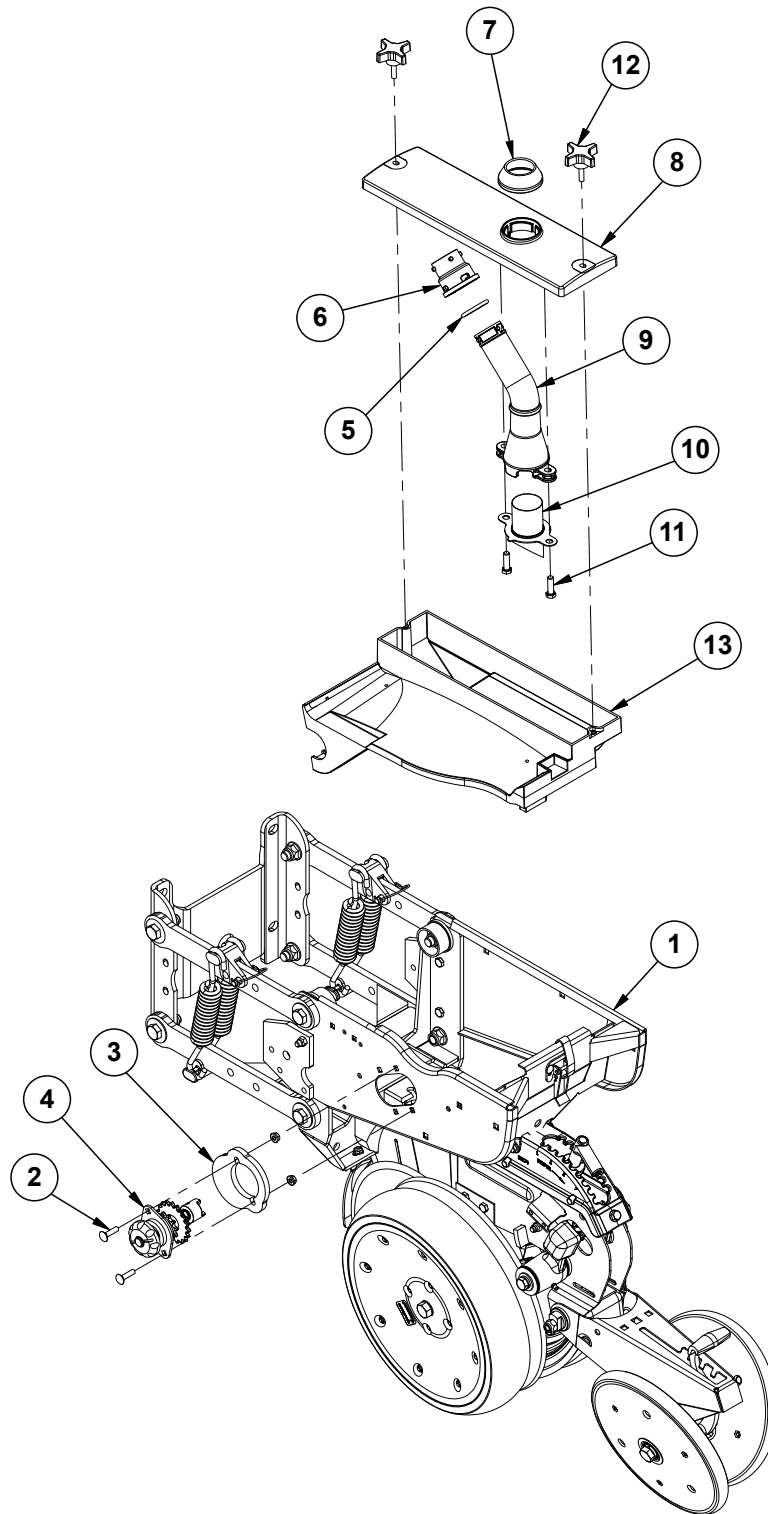
ITEM	PART NO.	QTY.	DESCRIPTION
1	GA14135	6	Load Cell
2	G10002801	1	Scale Module (Hydraulic Drive)
	G10002701	-	Scale Module (Blue Drive)
3	GA14129	1	Power Cable
4	GA14133	1	Bulk Fill Scale Display
5	G10265001	1	Scale Module Mounting
6	G10857	2	Hex Head Cap Screw, ¼"-20 x 1¼"
7	G10023	2	Hex Head Cap Screw, ¼"-20 x ¾"
8	G10621	4	Serrated Flange Nut, ¼"-20
9	GA12403	1	Mounting Bracket Assembly, Includes: (2) Mounting Brackets, (2) Connector Halves, (1) Compression Spring, (1) Tension Knob, (1) ¼"-20 x 1¾" Hex Head Cap Screw, (1) ¼" Plastic Washer, (1) ¼" Steel Washer
10	GD20282	1	U-Bolt, #10-32
	G11284	2	Serrated Flange Nut, #10-32
11	G11216	2	Phillips Pan Head Machine Screw, No. 10-32 x ½", Stainless Steel

(10288601)



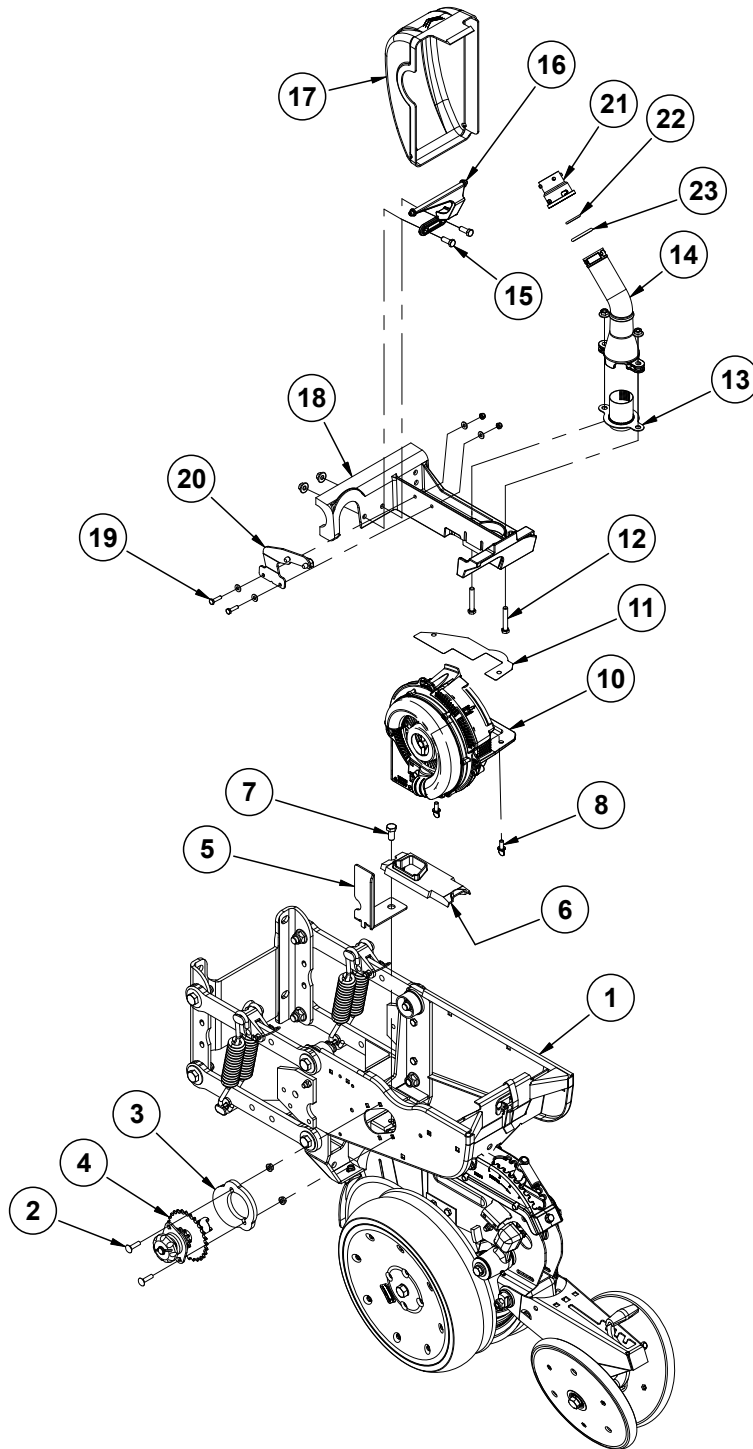
ITEM	PART NO.	QTY.	DESCRIPTION
1	G11284	2	Serrated Flange Nut, No. 8-32
2	G11065	4	Phillips Pan Head Machine Screw, No. 8-32 x 5/8", Stainless Steel
3	G10931	4	Lock Washer, No. 8, Internal/External, Stainless Steel
4	G10251	4	Hex Nut, No. 8-32
5	G11401	3	Phillips Pan Head Machine Screw, No. 10-32 x 3/4", Stainless Steel
6	G10257	3	Lock Washer, No. 10
7	G10758	3	Hex Nut, No. 10-32
8	G10599	2	Carriage Bolt, 3/8"-16 x 1 1/4"
9	G11091	2	Serrated Flange Nut, 3/8"-16
10	G10023	4	Hex Head Cap Screw, 1/4"-20 x 3/4"
11	G10621	4	Serrated Flange Nut, 1/4"-20
12	GD20282	1	U-Bolt, #10-32
13	GA12403	1	Mounting Bracket Assembly, Includes: (2) Mounting Brackets, (2) Connector Halves, (1) Compression Spring
14	G10242601	1	Display Mount Bracket
15	G10488901	1	PHD28 Scale Display
16	G10267101	1	PHD28 Bezel
17	G10002701	1	CAN Scale Module
18	G10265001	1	Scale Module Mount
19	G10265101	2	Bolt Seat, 1" Diameter
20	G10242801	1	PHD28 Bulk Fill Scale CAN Cable
21	G10266901	1	CAN Stub Harness
22	GA14135	6	Load Cell
23	G10325	12	Hex Head Cap Screw, 3/8"-16 x 2 3/4"
24	G10108	12	Lock Nut, 3/8"-16

(IP1638)



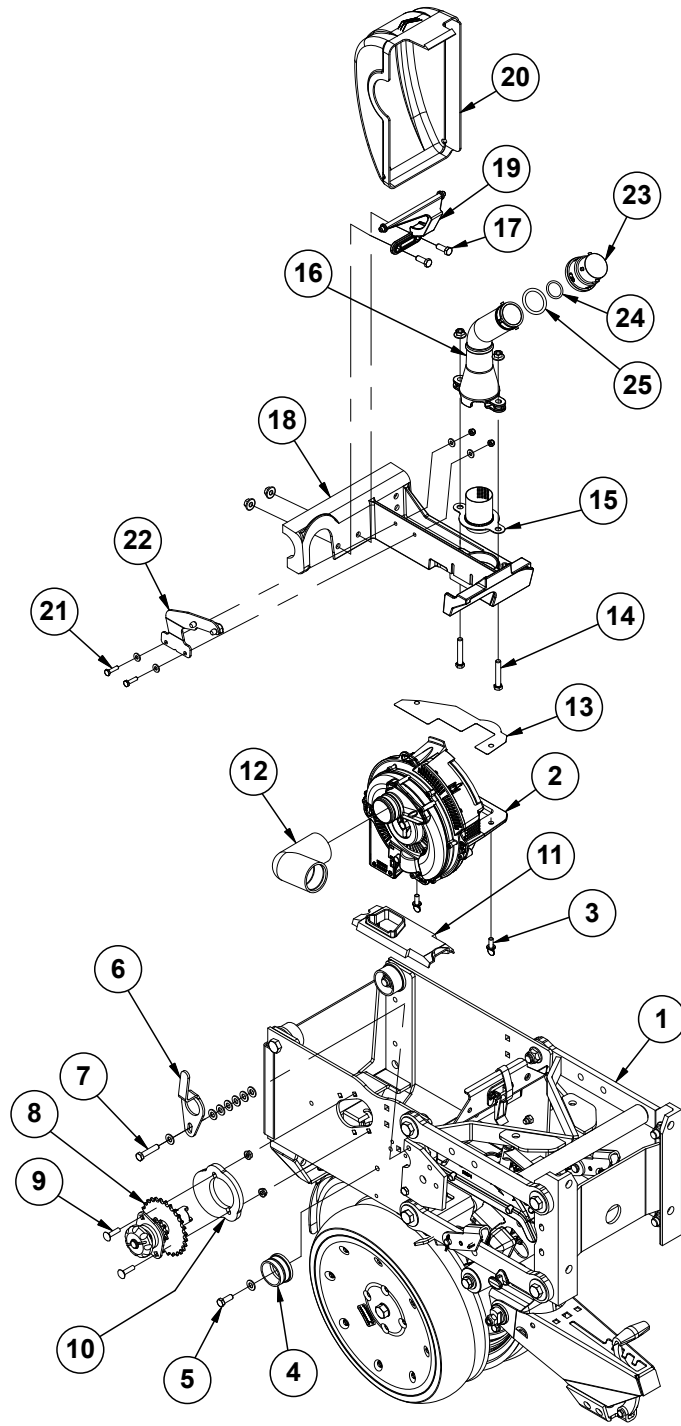
ITEM	PART NO.	QTY. Per Row	DESCRIPTION
1	---	-	See "Shank Assembly, Seed Tube, and Depth Adjustment" on page P3 See "Parallel Arms, Mounting Support Plate, and Quick Adjustable Down Forces Springs Option" on page P7 See "Hopper Support and Meter Drive" on page P23
2	G10338	2	Carriage Bolt, 5/16"-18 x 1 1/4"
	G10620	2	Serrated Flange Nut, 5/16"-18
3	G11013001	1	Clutch Adapter Plate
4	GA10151	1	Seed Meter Clutch Assembly, 11/19 Tooth
5	GD19509	1	O-Ring, Large
6	GB0430	1	Bulk Fill Large Cap
7	GB0446	1	Bulk Fill Mechanical Meter Cover Seal
8	GB0445	1	Bulk Fill Mechanical Meter Cover
9	GB0455	1	Bulk Fill Air Pressure Dissipator
10	GB0574	1	Air Dissipator Screen
11	G10004	2	Hex Head Cap Screw, 3/8"-16 x 1 1/4"
12	GD29339	2	4-Prong Knob
13	GA9547	1	Mini-Hopper
	GD12561	-	Threaded Insert, 5/16"-18
A	GA14031	-	Bulk Fill Mechanical Meter Cover Assembly (Items 7-11)

(IP1636)



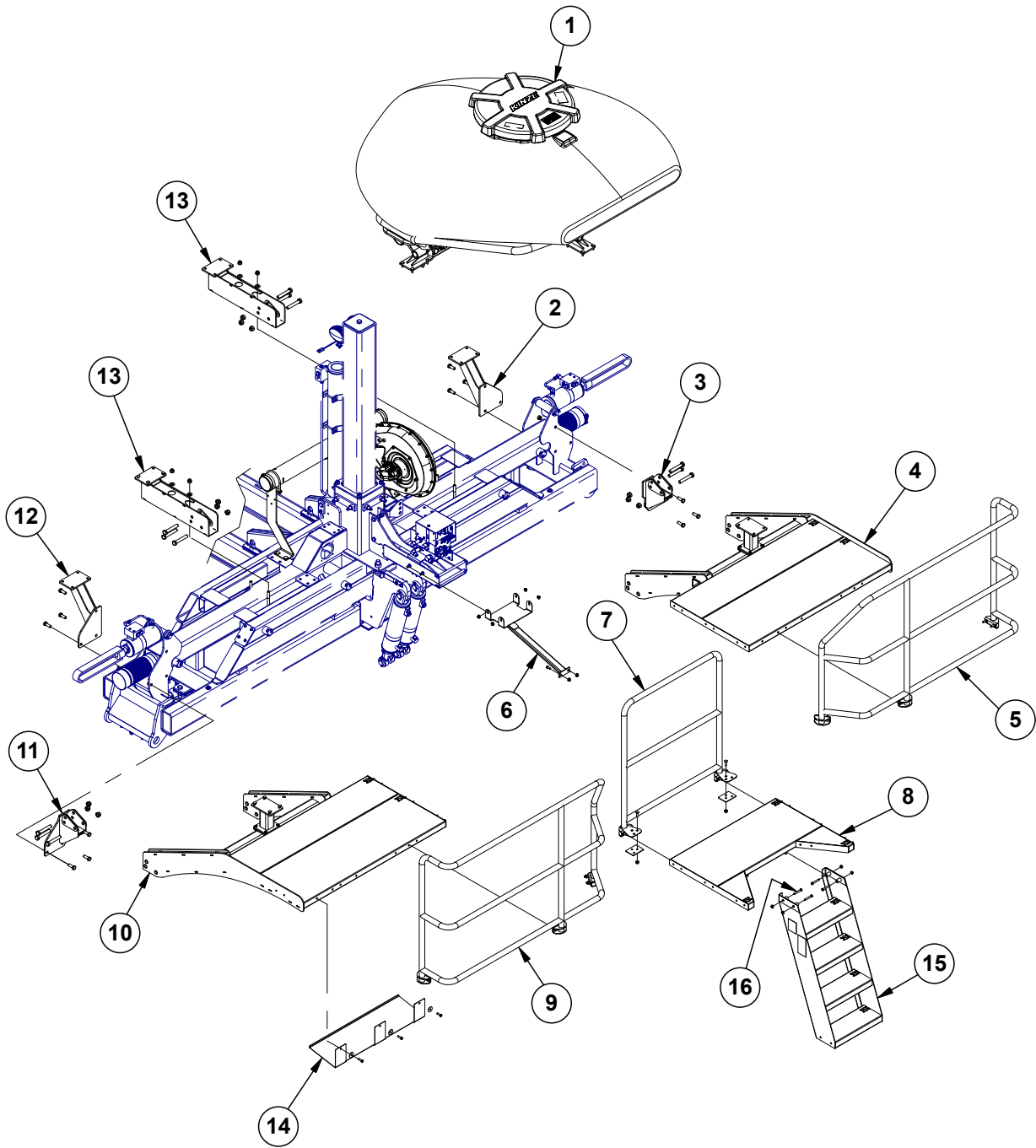
ITEM	PART NO.	QTY.	DESCRIPTION
1	---	1	See "Shank Assembly, Seed Tube, and Depth Adjustment" on page P3 See "Parallel Arms, Mounting Support Plate, and Quick Adjustable Down Forces Springs Option" on page P7 See "Hopper Support and Meter Drive" on page P23
2	G10338	2	Carriage Bolt, 5/16"-18 x 1 1/4"
	G10620	2	Serrated Flange Nut, 5/16"-18
3	G11013001	1	Clutch Adapter Plate
4	GA20640	1	Meter Drive Assembly, 11/28 Tooth
	G3303-108	-	Chain, No. 41, 108 Pitch Including Connector Link
	G3303-120	-	Chain, No. 41, 120 Pitch Including Connector Link (Center 4 Rows)
	GR0196	-	Connector Link, No. 41
5	GD29798	1	Chain Guard
6	GB0926	1	Shank Cover
7	G10014	1	Hex Head Cap Screw, 1/2"-13 x 1"
	G10071	1	Serrated Flange Nut, 1/2"-13
8	G11009	2	Locking Thumbscrew, 5/16"-18 x 3/4"
9	---	---	---
10	----	1	See "Vacuum Seed Meter" on page P31
11	GD29413	1	Hopper Shim
12	G10939	2	Hex Head Cap Screw, 3/8"-16 x 2 1/4"
	G11091	2	Serrated Flange Nut, 3/8"-16
13	GB0901	1	Air Dissipator Screen
14	GB0455	1	Bulk Fill Air Pressure Dissipator
15	G10001	2	Hex Head Cap Screw, 3/8"-16 x 1"
	G11091	2	Serrated Flange Nut, 3/8"-16
16	GB0717	1	Vacuum Meter Cover Hinge
17	GB0428	1	Meter Cover
18	GA25304	1	Meter Mount W/Inserts
	GD35858	-	Threaded Insert, 5/16"-18 (Included W/GA25304)
19	G10064	2	Hex Head Cap Screw, 1/4"-20 x 1"
	G11385	4	Flat Washer, 1/4" SAE
	G10110	2	Lock Nut, 1/4"-20, Grade B
20	GA21309	1	Meter Support
21	GB0430	1	Bulk Fill Large Cap
22	GD19508	1	Small O-Ring
23	GD19509	1	O-Ring, Large

(IP1637)



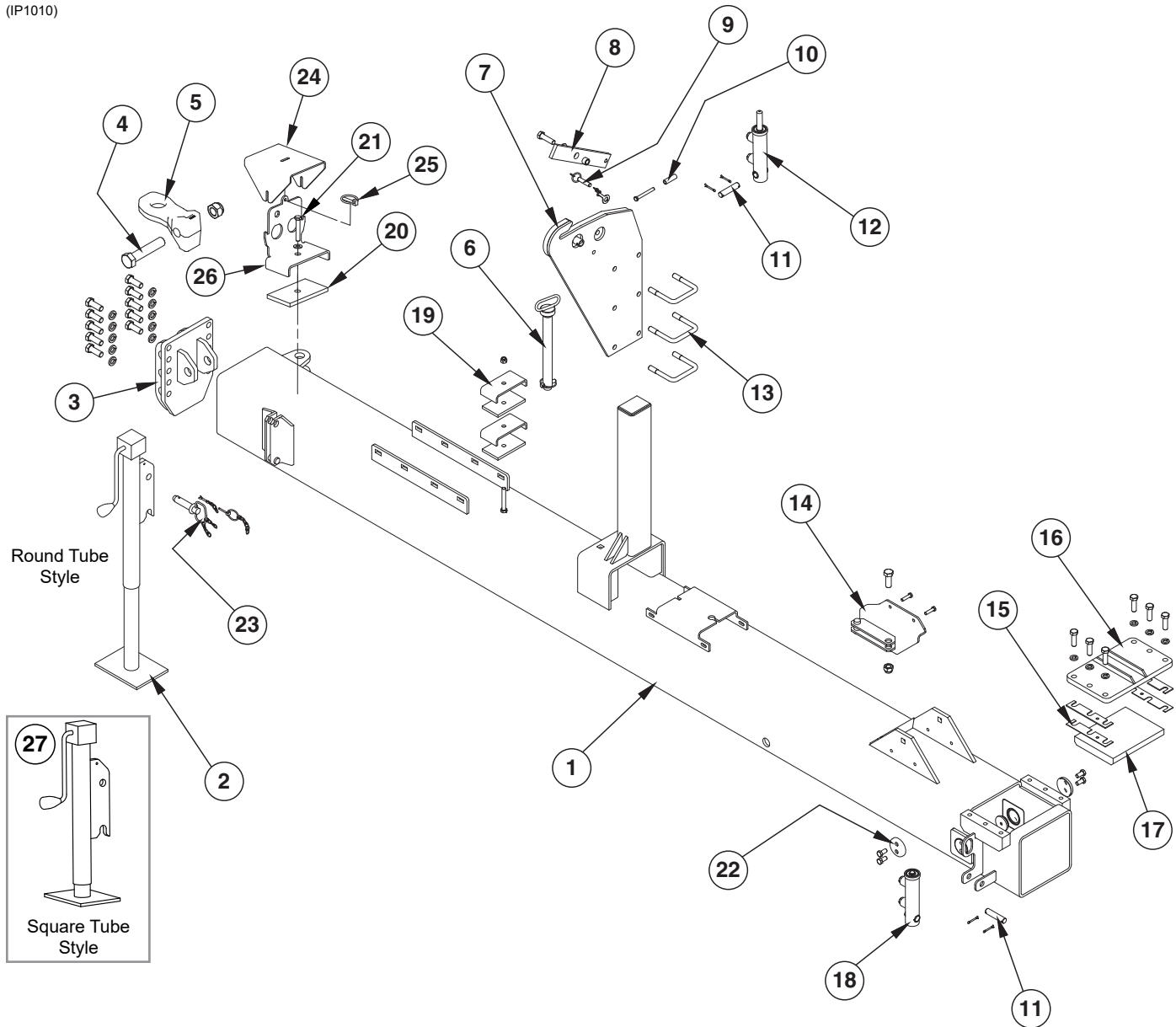
ITEM	PART NO.	QTY.	DESCRIPTION
1	---	---	See "Shank and Depth Adjustment (Split Row)" on page P81 See "Parallel Arms and Face Plate (Split Row)" on page P77
2	GA21482	1	See "Vacuum Seed Meter" on page P31
3	G11009	2	Locking Thumbscrew, 5/16"-18 x 3/4"
4	GD17052	1	Vacuum Plug
5	G10001	1	Hex Head Cap Screw, 3/8"-16 x 1"
	G11387	8	Hardened Washer, 3/8" SAE
	G10108	1	Lock Nut, 3/8"-16
6	G10180301	1	Vacuum Hose Guide
7	G10047	1	Hex Head Cap Screw, 3/8"-16 x 1 3/4"
8	GA20640	1	Meter Drive Assembly, 11/28 Tooth
	G3303-108	-	Chain, No. 41, 108 Pitch Including Connector Link
	G3303-120	-	Chain, No. 41, 120 Pitch Including Connector Link (Center 4 Rows)
	GR0196	-	Connector Link, No. 41
9	G10338	2	Carriage Bolt, 5/16"-18 x 1 1/4"
	G10620	2	Serrated Flange Nut, 5/16"-18
10	G11013001	1	Clutch Adapter Plate
11	GB0926	1	Shank Cover
12	GB1313	1	90° Elbow, 1/2" Hose
13	GD29413	1	Hopper Shim
14	G10939	2	Hex Head Cap Screw, 3/8"-16 x 2 1/4"
	G11091	2	Serrated Flange Nut, 3/8"-16
15	GB0901	1	Air Dissipator Screen
16	GB0455	1	Bulk Fill Air Pressure Dissipator
17	G10001	2	Hex Head Cap Screw, 3/8"-16 x 1"
	G11091	2	Serrated Flange Nut, 3/8"-16
18	GA25304	1	Meter Mount W/Inserts
	GD16561	-	Threaded Insert, 5/16"-18 (Included W/GA25304)
19	GB0717	1	Vacuum Meter Cover Hinge
20	GB0428	1	Vacuum Meter Cover
21	G10064	2	Hex Head Cap Screw, 1/4"-20 x 1"
	G10110	2	Lock Nut, 1/4"-20, Grade B
	G11385	4	Flat Washer, 1/4" SAE
22	GA21309	1	Meter Support
23	GB0430	1	Bulk Fill Large Cap
24	GD19508	1	Small O-Ring
25	GD19509	1	O-Ring, Large

(IP1666)



ITEM	PART NO.	QTY.	DESCRIPTION
1	---	---	See "Bulk Fill Tank Assembly" on page P125
2	GA14045	1	Front Mount, L.H.
	G10005	3	Hex Head Cap Screw, 5/8"-11 x 1 3/4"
	G10107	3	Lock Nut, 5/8"-11
3	GA14054	1	Outside Mount, R.H.
	G10029	3	Hex Head Cap Screw, 3/4"-10 x 4 1/2"
	G10112	3	Lock Nut, 3/4"-10
4	GA14047	1	Catwalk Platform, R.H.
5	GA13712	1	Rail, R.H.
	G11091	6	Serrated Flange Nut, 3/8"-16
	G10004	6	Hex Head Cap Screw, 3/8"-16 x 1 1/4"
6	GA13782	1	Ladder Stiffener
	G11091	4	Serrated Flange Nut, 3/8"-16
7	GA13713	1	Tank Rail
	G11091	6	Serrated Flange Nut, 3/8"-16
	G10004	4	Hex Head Cap Screw, 3/8"-16 x 1 1/4"
	G10599	2	Carriage Bolt, 3/8"-16 x 1 1/4"
	GD19798	2	Rail Support Plate
8	GA17079	1	Center Platform
	G10004	12	Hex Head Cap Screw, 3/8"-16 x 1 1/4"
	G10108	12	Lock Nut, 3/8"-16
9	GA13711	1	Rail, L.H.
	G11091	6	Serrated Flange Nut, 3/8"-16
	G10004	6	Hex Head Cap Screw, 3/8"-16 x 1 1/4"
10	GA14048	1	Catwalk Platform, L.H.
11	GA14053	1	Outside Mount, L.H.
	G10029	3	Hex Head Cap Screw, 3/4"-10 x 4 1/2"
	G10112	3	Lock Nut, 3/4"-10
	G10005	3	Hex Head Cap Screw, 5/8"-11 x 1 3/4"
	G10107	3	Lock Nut, 5/8"-11
12	GA14044	1	Front Mount, R.H.
	G10005	3	Hex Head Cap Screw, 5/8"-11 x 1 3/4"
	G10107	3	Lock Nut, 5/8"-11
13	GA14046	2	Long Mount
	GD18954	2	U-Bolt, 5/8" x 6" x 6"
	G11391	4	Flat Washer, 5/8" SAE
	G10107	4	Lock Nut, 5/8"-11
	G10029	6	Hex Head Cap Screw, 3/4"-10 x 4 1/2"
	G10112	6	Lock Nut, 3/4"-10
14	---	---	See "Bulk Fill Entrainer Assembly" on page P123
15	GA17070	1	Wide Ladder (Shown)
	GA16145	-	Short Ladder (Rear Trailer Hitch)
	GA17078	-	Narrow Ladder (Insecticide)
16	G10049	4	Hex Head Cap Screw, 3/8"-16 x 2 1/2"
	G10622	4	Serrated Flange Nut, 3/8"-16

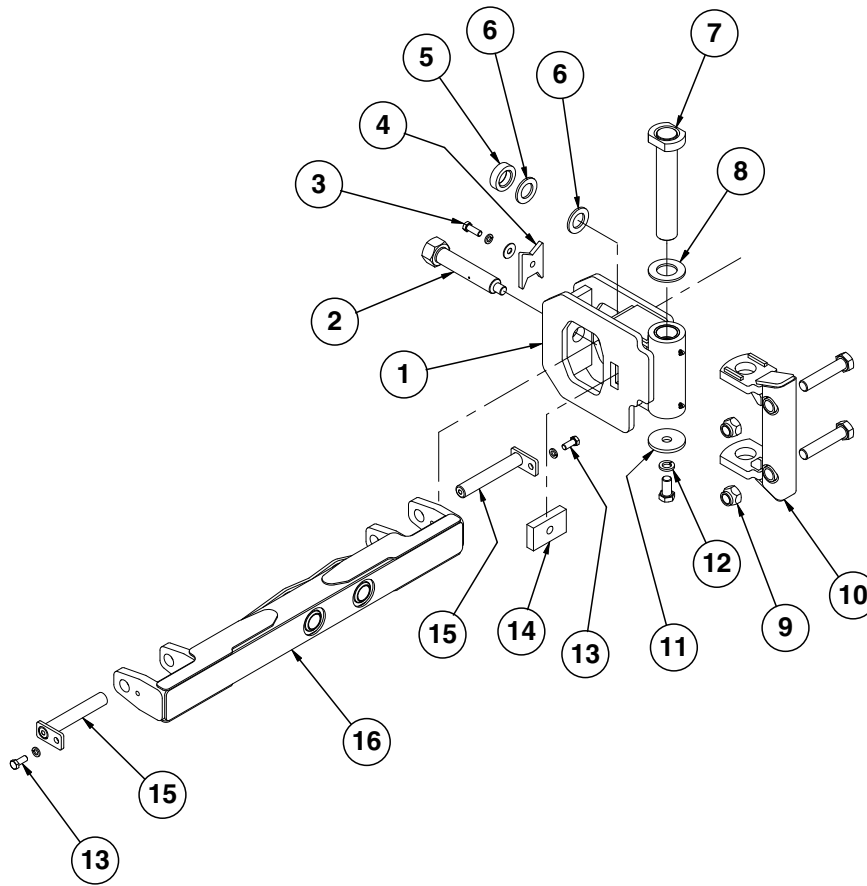
(IP1010)



ITEM	PART NO.	QTY.	DESCRIPTION
1	A12887	1	Outer Hitch, 16 Row (Non-Stock Item)
	10181701	1	Outer Hitch, 12 Row (Non-Stock Item)
2	GA14379	1	Jack Assembly (Round Tube Style)
	GR2152	1	Crank Repair Kit (Included W/GA14379)
	GR2153	1	Bevel Gear Set (Included W/GA14379)
3	GA12265	1	Hitch Mount
	G10231	10	Lock Washer, 3/4"
	G10026	10	Hex Head Cap Screw, 3/4"-10 x 2"
4	G10169	1	Hex Head Cap Screw, 1 1/4"-7 x 6"
	G10157	1	Lock Nut, 1 1/4"-7
5	GB0292	1	Hitch Clevis, Single (2" Hole)
	G10694601	-	Articulating Hitch, Cat 4
6	GA13768	1	Safety Pin, 12 3/4"

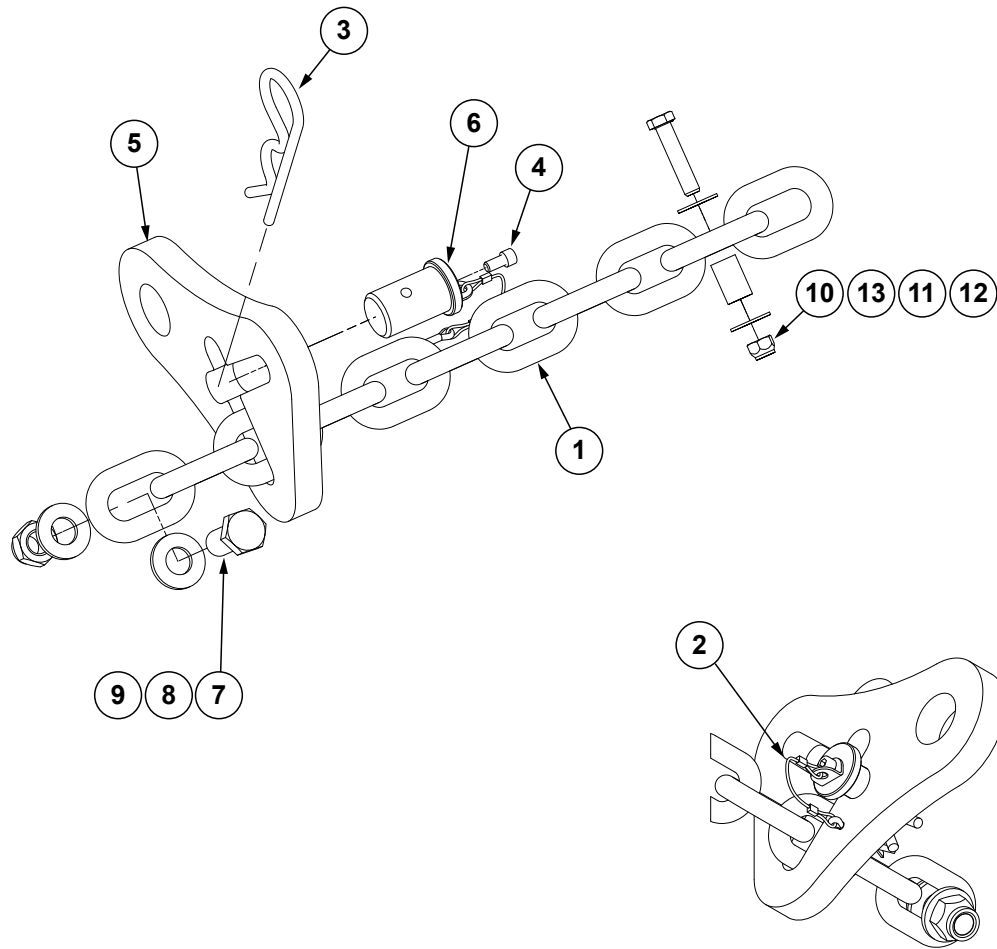
ITEM	PART NO.	QTY.	DESCRIPTION
7	GA25869	1	Transport Latch, 12 Row (Shown)
	GA7433	1	Transport Latch, 16 Row
	G10765		Spring Pin, 1/4" x 1"
8	G11391	1	Flat Washer, 5/8" SAE
	GB0218	1	Bushing, 2 1/32" I.D. x 7/8" O.D. x 1 9/32" Long
	GA7016	1	Catch Bar
	G10107	1	Lock Nut, 5/8"-11
	G10006	1	Hex Head Cap Screw, 5/8"-11 x 2 1/4"
9	GA7022	1	Detent Pin W/Chain
10	GD2971-09	1	Sleeve, 2" Long
	G10809	1	Hex Head Cap Screw, 3/8"-16 x 3 1/4"
	G10108	3	Lock Nut, 3/8"-16
11	GD7137	2	Pin, 3/4" x 3 3/8"
	G10457	4	Cotter Pin, 5/32" x 1 1/2"
12	GA9559	1	See "Transport Catch Cylinder" on page P199
13	GD32368	3	U-Bolt, 3" x 4" x 5/8"-11
	G10230	12	Lock Washer, 5/8"
	G11391	6	Flat Washer, 5/8" SAE
	G10104	6	Hex Nut, 5/8"-11
14	GA13341	1	Jack Mount Bracket
	G11387	2	Flat Washer, 3/8" SAE
	G10003	2	Hex Head Cap Screw, 3/8"-16 x 1 1/2"
	G10112	1	Lock Nut, 3/4"-10
15	GD18832	4	Shim, 14 Gauge
	GD18831	4	Shim, 10 Gauge
16	GA12300	1	Cover Plate
	G10008	6	Hex Head Cap Screw, 5/8"-11 x 2"
17	GD18817	1	Outer Hitch Upper Wear Pad
18	GA9205	1	See "Tongue Lock Cylinder" on page P204
19	GD8188	3	Hose Clamp, 7/8" x 3" x 5 3/8"
	GD8189	3	Rubber Strip, 3/8"
	G10111	2	Lock Nut, 1/2"-13
20	GD8189	1	Rubber Strip, 3/8"
21	G10939	1	Hex Head Cap Screw, 3/8"-16 x 2 1/4"
	G11387	1	Flat Washer, 3/8" SAE
22	GB0230	2	Cap
	GD9093	2	Poly Wear Pad
	G10014	4	Hex Head Cap Screw, 1/2"-13 x 1"
23	GA4995	1	Detent Pin Assembly
	G10458	1	Cotter Pin, 3/16" x 1 1/4" (Included W/GA4995)
	GD5625	1	Lynch Pin, 3/16" (Included W/GA4995)
24	GD35761	1	Bulkhead Cover
25	GD2558	1	Lynch Pin, 1/4"
26	GD36660	1	Hitch Bulkhead
27	G11044101	-	Jack Assembly Complete (Square Tube Style)
	G11044201	-	Side Wide Handle, 8.5" (Included W/G11044101)
	G11044301	-	Gear Set (Included W/G11044101)
	G11044001	-	5/8" Pin Kit W/Chain (Included W/G11044101)
	G11044401	-	Bearing (Included W/G11044101)

(IP1012)



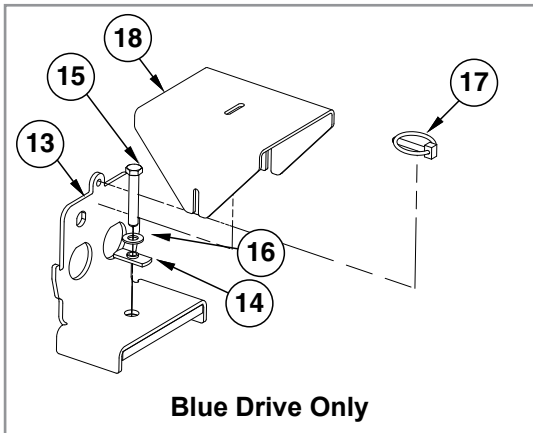
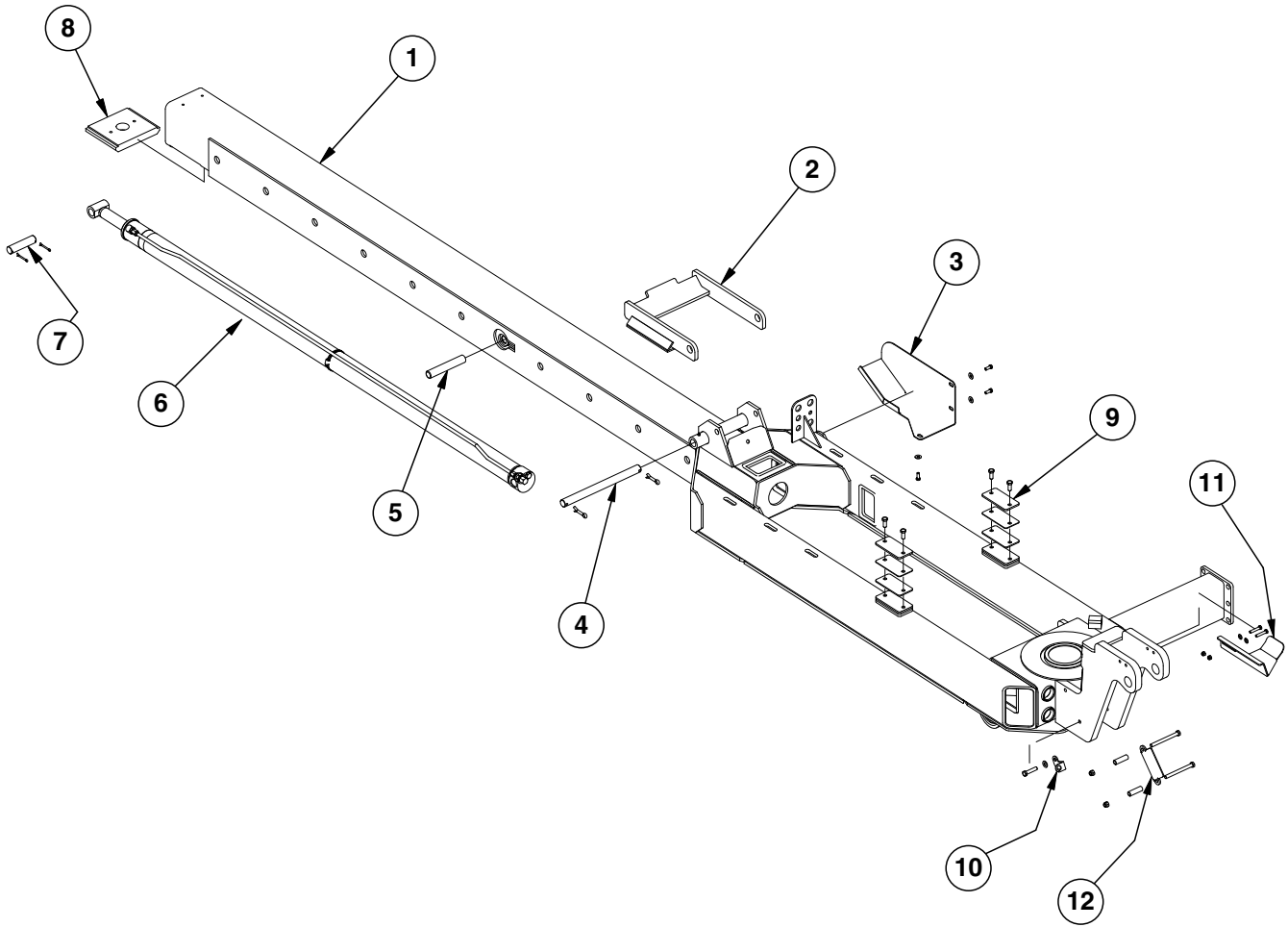
ITEM	PART NO.	QTY.	DESCRIPTION
1	GA13665	1	Hitch Pivot
2	GA13673	1	Pivot Pin
3	G10005	1	Hex Head Cap Screw, 7/8"-11 x 1 3/4"
	G11391	1	Flat Washer, 5/8" SAE
	G10230	1	Lock Washer, 5/8"
4	GD15100	1	Pivot Lock
5	GD16226	1	Sleeve, 3" O.D. x 1 25/32" x 29/32" Thick
6	GD16303	2	Washer, 3" O.D. x 1 25/32" x 1/4" Thick
7	GA12163	1	Pin, 13 3/8"
8	GD15725	1	Washer, 4" O.D. x 2 1/4" I.D. x 1/4"
9	G10169	2	Hex Head Cap Screw, 1 1/4"-7 x 6"
	G10157	2	Lock Nut, 1 1/4"-7
10	GA13783	1	Pivot Mount
11	GD17245	1	Washer, 4" O.D. x 1 1/32" I.D. X 3/8"
12	G11223	1	Hex Head Cap Screw, 1"-8 x 2"
	G10118	1	Lock Washer, 1"
13	G10007	2	Hex Head Cap Screw, 5/8"-11 x 1 1/2"
	G10230	2	Lock Washer, 5/8"
14	GD19468	1	Tapped Bar
15	GA11079	2	Hammer Strap, Category 3 And 3N
16	GA12164	1	Hitch Bar

(A25017)



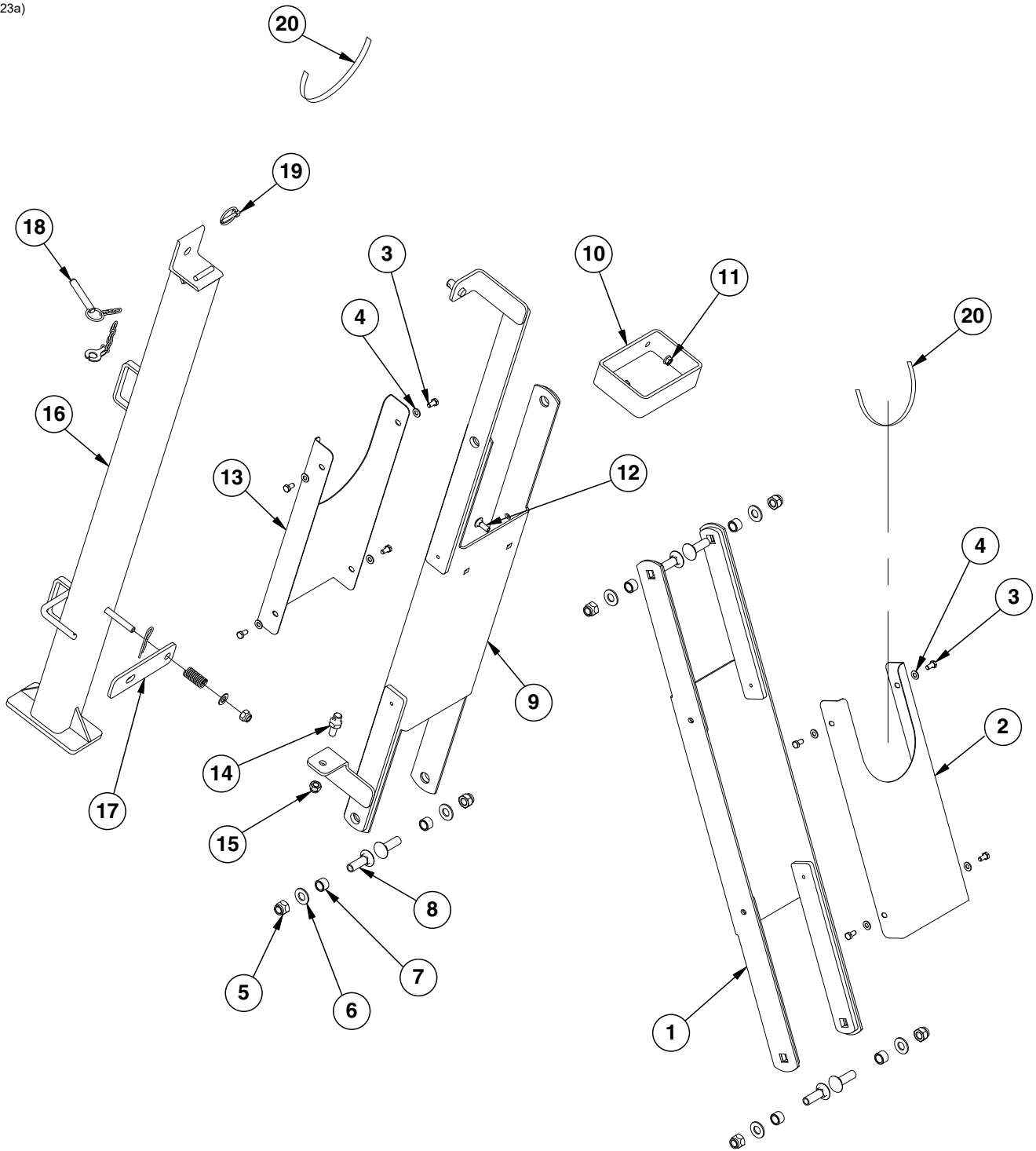
ITEM	PART NO.	QTY.	DESCRIPTION
1	G3324-01	1	Safety Chain, 13MM Grade 70, 97½"
2	GD35339	1	Looped Tether W/ Tabs and Cotter Pin
3	G10671	1	Hairpin Cotter, ⅜" x 3¼"
4	G11874	1	Hex Socket Head Cap Screw, ¼"-20 x ½"
5	GD35127	1	Single Chain Latch
6	GD35340	1	Chain Latch Pin
7	G10007	1	Hex Head Cap Screw, ⅝"-11 x 1½"
8	G11391	2	Flat Washer, ⅝" SAE
9	G10107	1	Lock Nut, ⅝"-11
10	G10108	1	Lock Nut, ⅜"-16
11	GD8893-07	1	Sleeve, 1" Long
12	G10047	1	Hex Head Cap Screw, ⅜"-16 x 1¾"
13	G10210	2	Washer, ⅜" USS
A	G9978X	-	⅜" Transport Safety Chain Package (Items 1-13)

(IP1011)



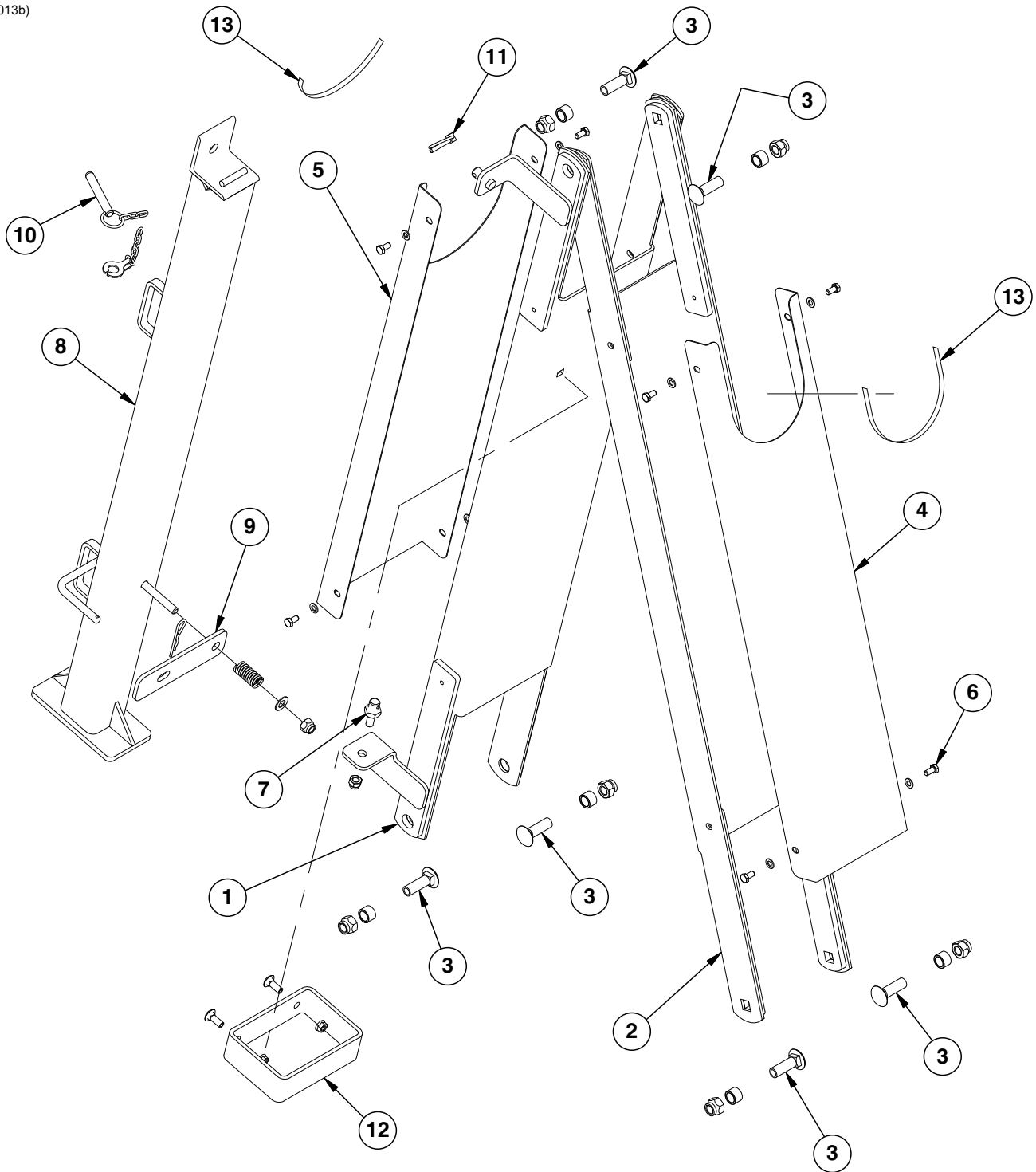
ITEM	PART NO.	QTY.	DESCRIPTION
1	A13794 A13959	1 -	Inner Hitch, 16 Row (Non-Stock Item) Inner Hitch, 12 Row (Non-Stock Item)
2	GA12299	1	Hitch Catch
3	GD18888 G11387 G10001	1 3 3	Inner Hitch Hose Tray Flat Washer, 3/8" SAE Hex Head Cap Screw, 3/8"-16 x 1"
4	GD17765 G10468	1 2	Hitch Catch Cotter Pin, 3/8" x 2"
5	GD3537-18 G11230	1 2	Shaft, 1 1/4" x 7 3/8" Retaining Ring
6	---	-	See "Tongue Cylinder" on page P201
7	GD5173 G10462	1 2	Pin, 1 1/4" x 5 1/8" Cotter Pin, 3/16" x 2"
8	GD18830 G11261	1 2	Inner Hitch Front Wear Pad Hex Socket Head Cap Screw, 3/8"-16 x 1"
9	GD19366 GD19413 GD19465 G10037 G10108	4 4 4 4 2	Shim, 1/4" Gauge (As Required) Shim, 7 Gauge (As Required) Shim, 12 Gauge (As Required) Hex Head Cap Screw, 1/2"-13 x 1 1/4" Lock Nut, 3/8"-16
10	GD20094 G10581 G11389 G10071	1 1 1 1	Bulkhead Bracket Hex Head Cap Screw, 1/2"-13 x 2 1/4" Flat Washer, 1/2" SAE Serrated Flange Nut, 1/2"-13
11	GA13775 G10048 G11387 G10108	1 2 2 2	Hose Catch Hex Head Cap Screw, 3/8"-16 x 2" Flat Washer, 3/8" SAE Lock Nut, 3/8"-16
12	GD19656 GD10538-15 G10980 G10111	1 2 2 2	Hose Retainer Sleeve, 3/4" O.D. x 2 1/2" Long Hex Head Cap Screw, 1/2"-13 x 5 1/2" Lock Nut, 1/2"-13
13	GD36660	1	Hitch Bulkhead
14	GD8189	1	Rubber Strip, 3/8"
15	G10939	1	Hex Head Cap Screw, 3/8"-16 x 2 1/4"
16	G11387	1	Hardened Washer, 3/8" SAE
17	GD2558	1	Lynch Pin, 1/4"
18	GD35761	1	Bulkhead Cover

(IP1123a)



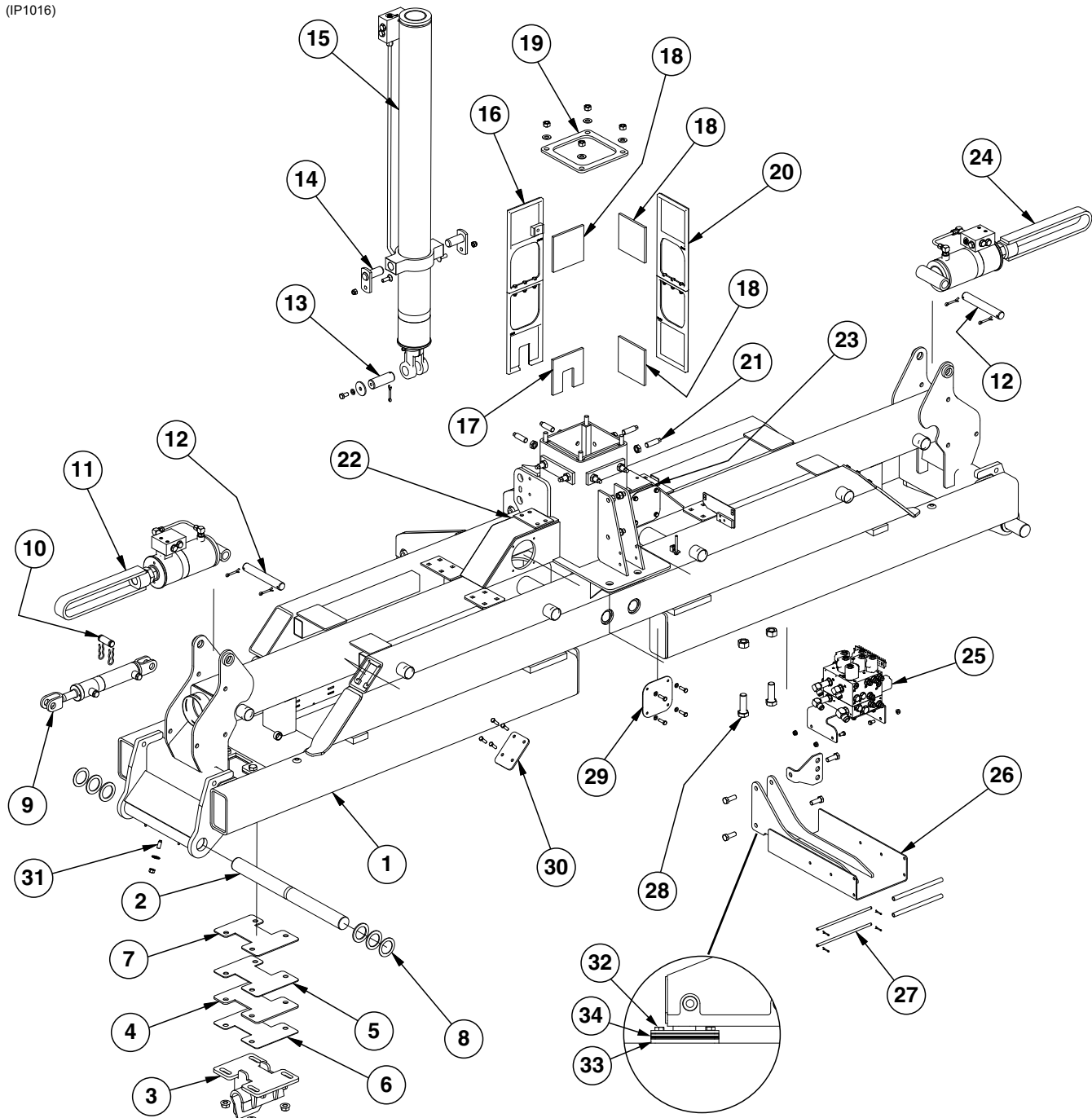
ITEM	PART NO.	QTY.	DESCRIPTION
1	GA13963	1	Rear Hose Take-Up
2	GD19833	1	Rear Hose Take-Up Cover
3	G10328	8	Hex Head Cap Screw, 3/8"-16 x 5/8"
4	G11387	8	Flat Washer, 3/8" SAE
5	G10107	6	Lock Nut, 5/8"-11
6	G11391	6	lat Washer, 5/8" SAE
7	GB0218	6	Bushing, 2 1/32" I.D. x 7/8" O.D. x 1 9/32" Long
8	G10689	6	Carriage Bolt, 5/8"-11 x 2"
9	GA13962	1	Front Hose Take-Up
10	GD19825	1	Hose Take-Up Stop
11	G11091	2	Serrated Flange Nut, 3/8"-16
12	G10305	2	Carriage Bolt, 3/8"-16 x 1"
13	GD19832	1	Front Hose Take-Up Cover
14	GD19655	1	Hold Up Pin, 1/2"-13
15	G10111	1	Lock Nut, 1/2"-13
16	GA13655	1	Safety Lock-Up
17	GD19430	1	Lock-Up Latch Bracket
	G10111	1	Lock Nut, 1/2"-13
	G11389	1	Flat Washer, 1/2" SAE
	G10592	1	Hair Pin Clip, No. 11
	GD18071-03	1	Silcon Rubber Tube
	GD19462	1	Compression Spring
18	GA13940	1	Detent Pin W/Chain
19	GD2558	1	Lynch Pin, 1/4"
20	G4418-05	2	Edge Molding, 1/16" x 2 1/4"
A	GA13657	-	Safety Lock-Up Assembly (Items 16 and 17)

(IP1013b)



ITEM	PART NO.	QTY.	DESCRIPTION
1	GA13961	1	Front Hose Take-Up
2	GA13171	1	Rear Hose Take-Up
3	G10689	6	Carriage Bolt, 5/8"-11 x 2"
	GB0218	6	Bushing, 2 1/32" I.D. x 7/8" O.D. x 1 9/32" Long
	G10107	6	Lock Nut, 5/8"-11
4	GD18709	1	Rear Hose Take-Up Cover
5	GD18710	1	Front Hose Take-Up Cover
6	G10328	8	Hex Head Cap Screw, 3/8"-16 x 5/8"
	G11387	8	Flat Washer, 3/8" SAE
7	GD8276	1	Pin
	G10113	1	Lock Nut, 7/16"-14
8	GA13655	1	Safety Lock-Up
9	GD19430	1	Lock-Up Latch Bracket
	G10111	1	Lock Nut, 1/2"-13
	G11389	1	Flat Washer, 1/2" SAE
	G10592	1	Hair Pin Clip, No. 11
	GD18071-03	1	Silcon Rubber Tube
	GD19462	1	Compression Spring
10	GA13940	1	Detent Pin W/Chain
11	GD2558	1	Lynch Pin, 1/4"
12	GD19825	1	Hose Take-Up Stop
	G10305	2	Carriage Bolt, 3/8"-16 x 1"
	G11091	2	Serrated Flange Nut, 3/8"-16
13	G4418-05	2	Edge Molding, 1/16" x 2 1/4"
A	GA13657	-	Safety Lock-Up Assembly (Items 8 and 9)

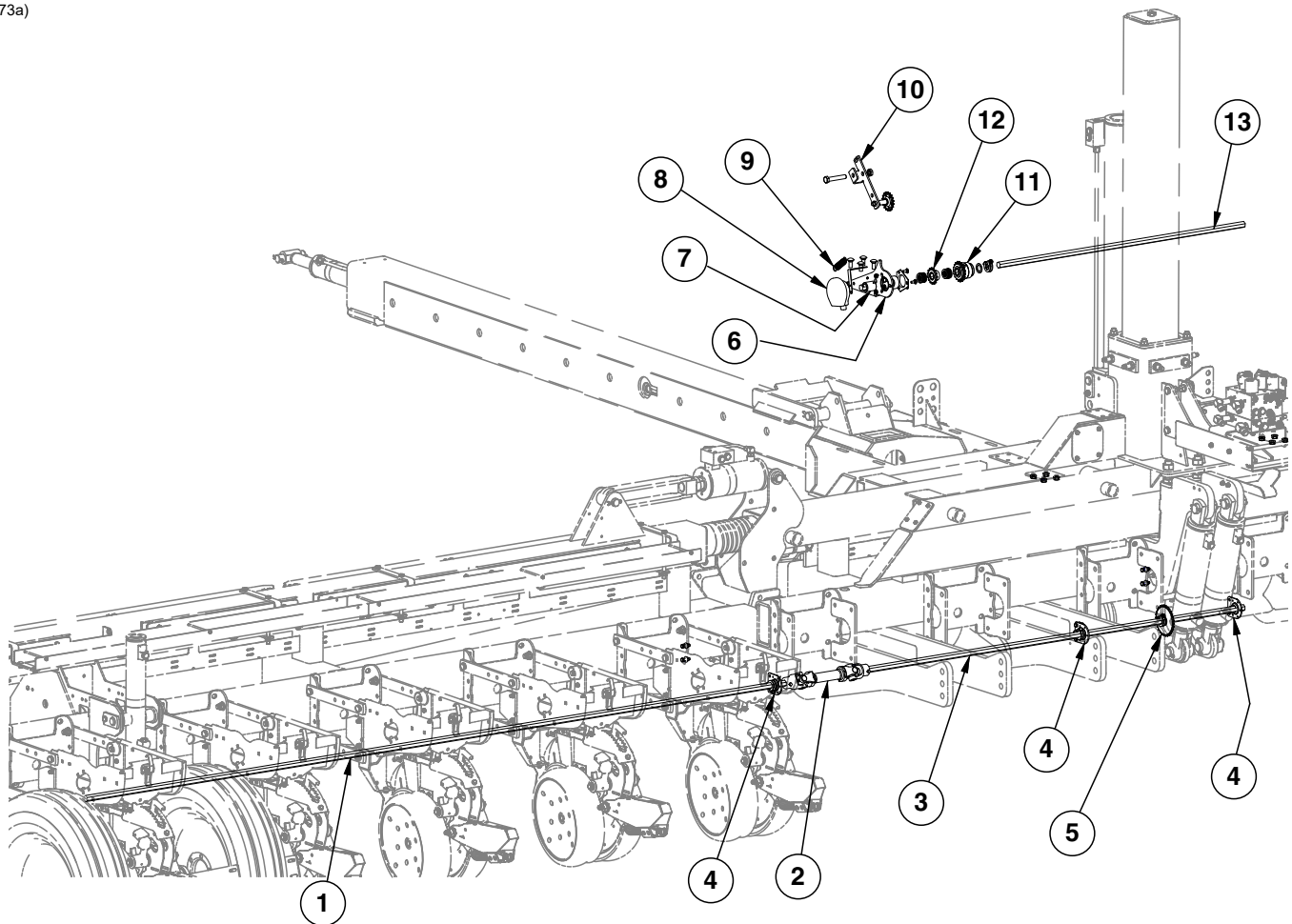
(IP1016)



ITEM	PART NO.	QTY.	DESCRIPTION
1	G10051301	1	Center Frame
2	GD10531	2	Hinge Pin, 2 1/8" x 25 3/4"
3	GA12889	2	Field Stabilizer
	G11314	8	Serrated Flange Nut, 3/4"-10
	G10028	8	Hex Head Cap Screw, 3/4"-10 x 3"
4	GD19842	4	1/4" Field Stabilizer Shim (As Required)
5	GD18841	4	Shim, 10 Gauge (.1345") (As Required)
6	GD18842	4	Shim, 12 Gauge (.1046") (As Required)
7	GD18840	4	Shim, 7 Gauge (.1793") (As Required)
8	G10336	4	Machine Bushing, 2 1/8", 14 Gauge (As Required)
	G10404	4	Machine Bushing, 3 1/8" x 2 1/8" x 3/16" (As Required)
	G10234	4	Machine Bushing, 2 1/8", 10 Gauge (As Required)

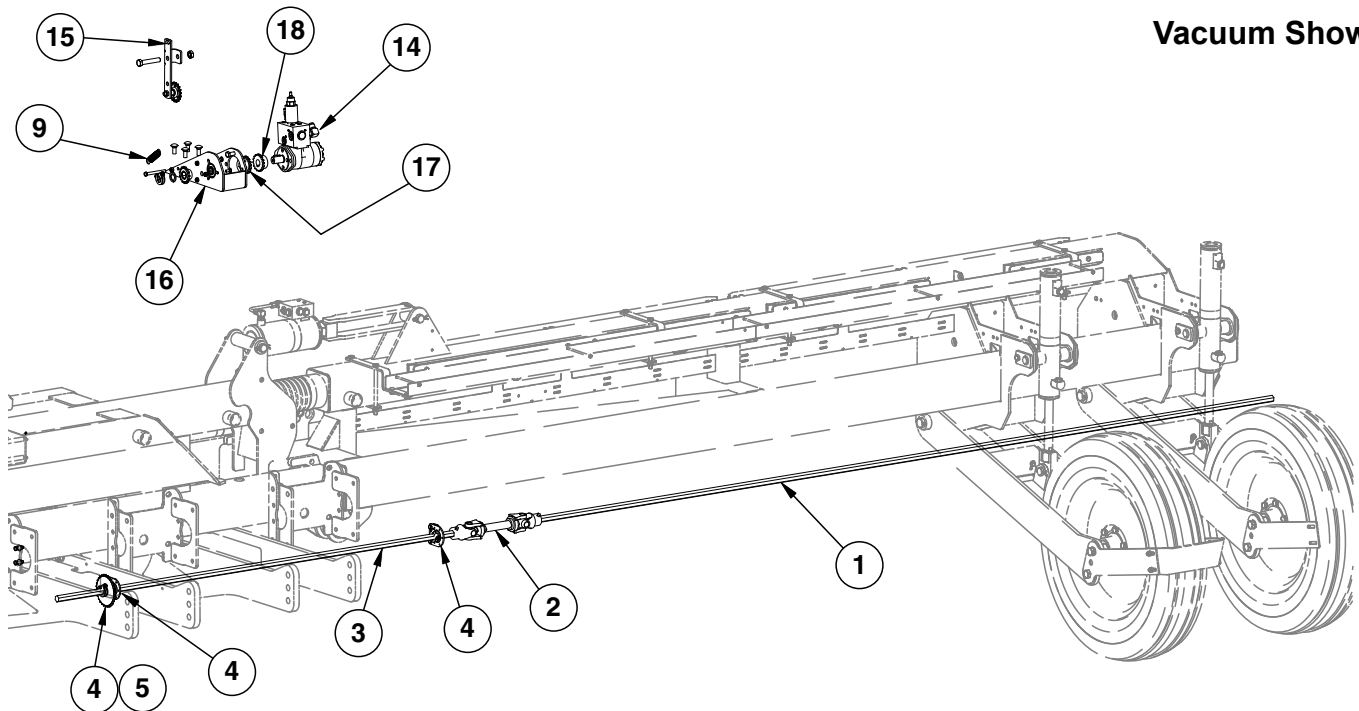
ITEM	PART NO.	QTY.	DESCRIPTION
9	GA8818	2	See "Wing Down Pressure Cylinder" on page P187
	GD18663	2	Tension Bushing, 1" I.D.
10	GR0367	2	Pin, 1" x 2 $\frac{7}{8}$ "
	GR0193	4	Hair Clip Pin
11	GA12306	1	See "L.H. Wing Lock Up Cylinder" on page P189
12	GD3421	2	Pin, 1 $\frac{1}{4}$ " x 8 $\frac{3}{4}$ "
	G10460	4	Cotter Pin, $\frac{1}{4}$ " x 2"
13	GD18732	1	Pin, 1 $\frac{1}{2}$ " x 4 $\frac{1}{4}$ "
	G10460	1	Cotter Pin, $\frac{1}{4}$ " x 2"
	GD18828	1	Washer
	G10228	1	Lock Washer, $\frac{1}{2}$ "
	G10014	1	Hex Head Cap Screw, $\frac{1}{2}$ "-13 x 1"
14	GA12892	2	Hammer Strap
	G10636	2	Carriage Bolt, $\frac{1}{2}$ "-13 x 1 $\frac{1}{2}$ "
	G10111	2	Lock Nut, $\frac{1}{2}$ "-13
15	GA13548	1	See "Transport Lift Cylinder" on page P197
16	G10557301	1	Wear Pad Assembly W/Notch
	G10108	3	Lock Nut, $\frac{3}{8}$ "-16 (Included W/G10557301)
	G10003	3	Hex Head Cap Screw, $\frac{3}{8}$ "-16 x 1 $\frac{1}{2}$ " (Included W/G10557301)
	G11014101	1	Wear Pad Holder (Included W/G10557301)
	G11014001	1	Front Wear Pad Holder (Included W/G10557301)
17	G10535601	1	Wear Pad W/Notch
18	G10492001	7	Wear Pad
19	GD19358	1	Transport Tube Cap
	G11391	4	Flat Washer, $\frac{5}{8}$ " SAE
	G10104	8	Hex Nut, $\frac{5}{8}$ "-11
20	G10557401	3	Wear Pad Assembly
	G10003	3	Hex Head Cap Screw, $\frac{3}{8}$ "-16 x 1 $\frac{1}{2}$ " (Included W/GA13785)
	G10108	3	Lock Nut, $\frac{3}{8}$ "-16 (Included W/GA13785)
	GB0423	2	Wear Pad Holder (Included W/GA13785)
21	GD19353	16	Lift Post Adjustment Bolt, $\frac{1}{2}$ " x 2 $\frac{3}{4}$ "
	G10105	16	Hex Nut, $\frac{3}{4}$ "-10
22	G11335	2	Push-In Locking Plug, $\frac{5}{16}$ "
23	G11336	4	Push-In Locking Plug, $\frac{1}{2}$ "
24	GA13094	1	See "R.H. Wing Lock Up Cylinder" on page P191
25	GA13523	1	See "Valve Blocks - Located on Rear Center Frame" on page P209
	G11091	4	Serrated Flange Nut, $\frac{3}{8}$ "-16
	G10002	4	Hex Head Cap Screw, $\frac{3}{8}$ "-16 x $\frac{3}{4}$ "
26	GA13621	1	Rear Hydraulic Mount
	GD18849	1	Bulkhead, 3 Hydraulic Lines
	G10230	4	Lock Washer, $\frac{5}{8}$ "
	G10005	4	Hex Head Cap Screw, $\frac{5}{8}$ "-11 x 1 $\frac{3}{4}$ "
27	GD18835	2	Shaft
	GD8893-11	2	Sleeve, $\frac{5}{8}$ " O.D. x 1 $\frac{1}{27}$ " I.D. x 9 $\frac{7}{8}$ "
	G10451	4	Cotter Pin, $\frac{1}{8}$ " x 1"
28	G10119	2	Hex Head Cap Screw, 1"-8 x 3"
	G10117	2	Hex Nut, 1"-8
29	GD19249	2	Port Cover, (Vacuum)
	G10019	8	Hex Head Cap Screw, $\frac{5}{16}$ "-18 x 1"
	G10232	8	Lock Washer, $\frac{5}{16}$ "
30	GD19382	2	Upper Bridge Cap
	G10004	8	Hex Head Cap Screw, $\frac{3}{8}$ "-16 x 1 $\frac{1}{4}$ "
31	G10828	2	Hex Socket Set Screw, $\frac{1}{2}$ "-13 x 1 $\frac{1}{4}$ "
	G10527	2	Lock Washer, $\frac{1}{2}$ " Internal/External
	G10102	2	Hex Nut, $\frac{1}{2}$ "-13
32	G10016	4	Hex Head Cap Screw, $\frac{1}{2}$ "-13 x 2"
33	GD32503	2	Plate
34	GD19366	-	Shim, $\frac{1}{4}$ " Gauge
	GD19413	-	Shim, 7 Gauge (.1793")
	GD19465	-	Shim, 12 Gauge (.1046")

(IP1073a)



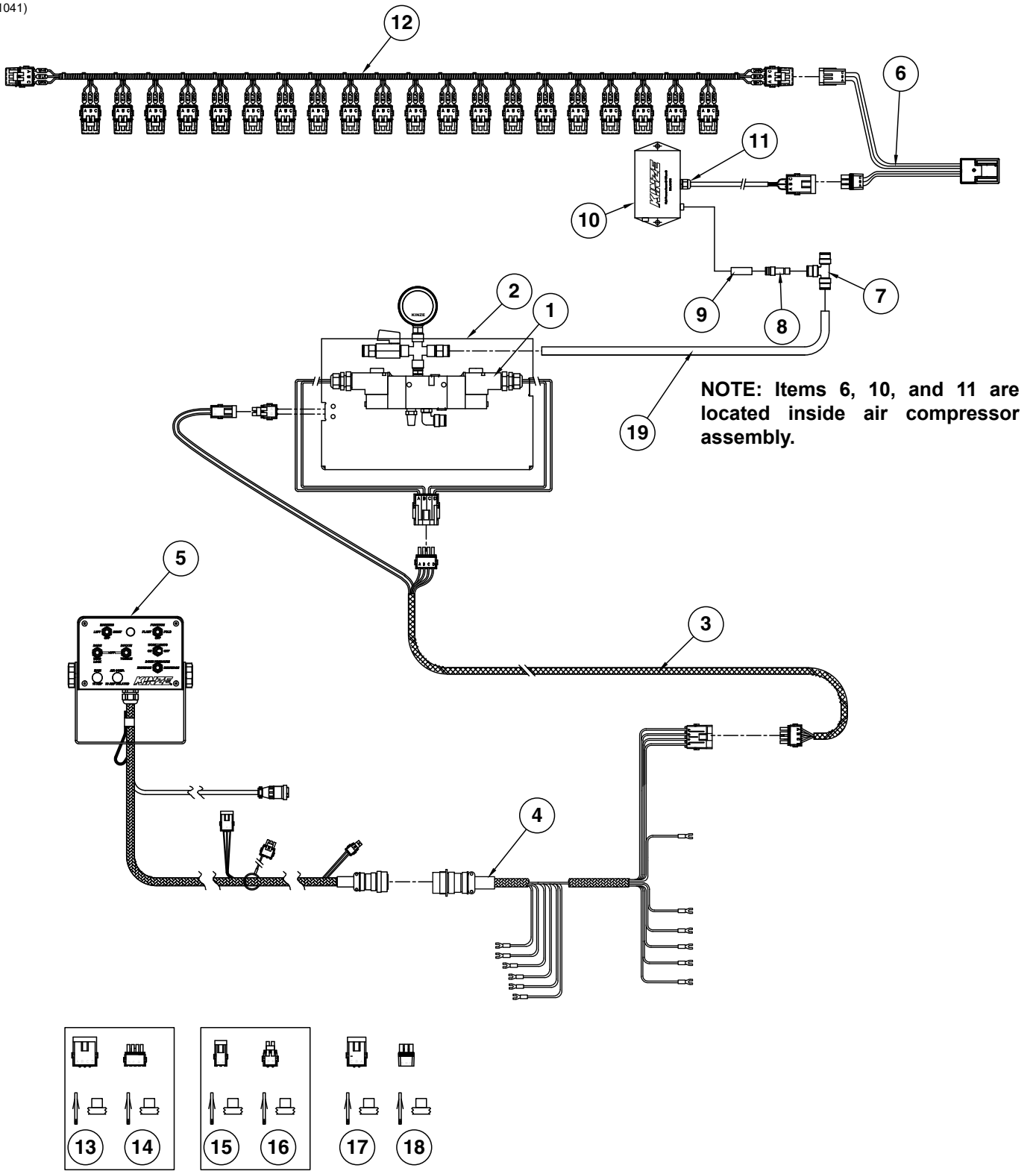
ITEM	PART NO.	QTY.	DESCRIPTION
1	GD0914-138	2	Hex Shaft, 7/8" x 138" (No Holes), 16 Row
	GD0914-78	-	Hex Shaft, 7/8" x 78" (No Holes), 12 Row
2	GA7123	2	U-Joint Assembly, 4 1/2"
	G10688	4	Square Head Set Screw, 3/8"-16 x 5/8"
3	GD0914-75	2	Hex Shaft, 7/8" x 75"
4	GA2180	5	Hanger Bearing, 7/8" Hex Bore
	G10004	10	Hex Head Cap Screw, 3/8"-16 x 1 1/4"
	G11091	10	Serrated Flange Nut, 3/8"-16
	GA11331	3	Hex Lock Clamp Assembly
	G10233	3	Machine Bushing, 1 1/2" x 1/32", 10 Gauge
	5	GA5114	2
5	G3310-103	-	Chain, No. 40 Roller Chain, 103 Pitches (Used W/Vacuum)
	GA5108	-	Sprocket, 23 Tooth (Used W/Mechanical)
	G3310-99	-	Chain, No. 40 Roller Chain, 99 Pitches (Used W/Mechanical)
6	GA11331	2	Hex Lock Clamp Assembly
	G10233	6	Machine Bushing, 1 1/2" x 1/32", 10 Gauge
	GD18747	1	Carrier Bracket
	G10037	4	Hex Head Cap Screw, 1/2"-13 x 1 1/4"
	G10071	4	Serrated Flange Nut, 1/2"-13
	G3400-01	2	Flangette
	G2100-03	1	Bearing, 7/8" Hex Bore, Spherical
	G10312	3	Carriage Bolt, 5/16"-18 x 3/4"
	G10620	3	Serrated Flange Nut, 5/16"-18
7	GA12661	1	Hex Adapter Encoder
8	GA12565	1	Encoder Module
	GD19077	1	Anti-Rotation Bracket

Vacuum Shown



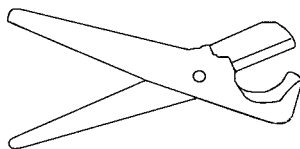
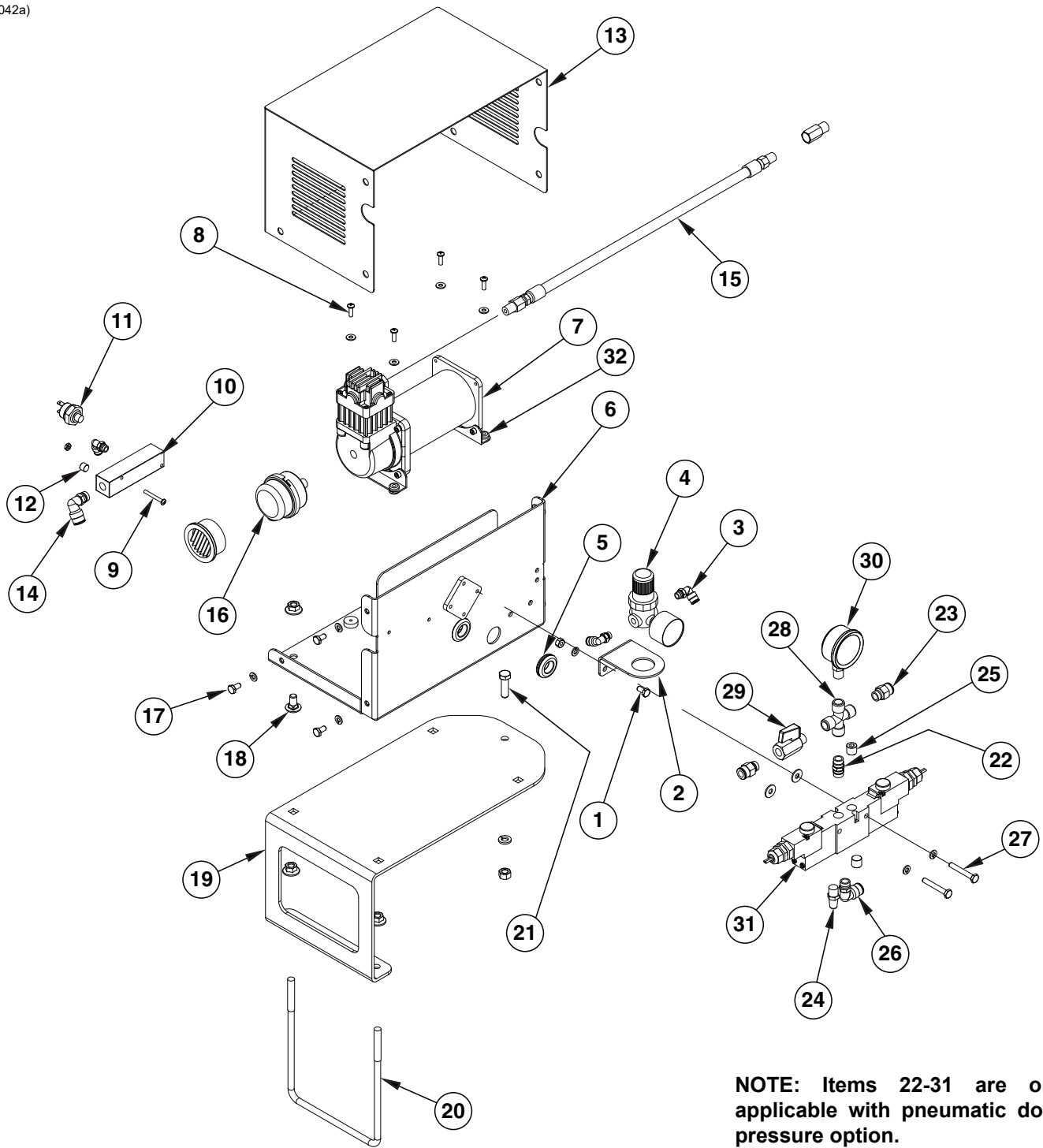
ITEM	PART NO.	QTY.	DESCRIPTION
9	GD5857	2	Spring
	G10048	1	Hex Head Cap Screw, 3/8"-16 x 2" (L.H. Side Only)
	G10061	1	Hex Head Cap Screw, 3/8"-16 x 3 1/2" (R.H. Side Only)
	G10108	2	Lock Nut, 3/8"-16
	G10497	2	Hex Nut, 3/8"-16
10	GA22684	1	Idler Assembly
	G10036	1	Hex Head Cap Screw, 5/8"-11 x 4"
	G10503	1	Hex Jam Nut, 5/8"-11, Grade 2
	G10107	1	Lock Nut, 5/8"-11
11	GA8092	1	Clutch Sprocket Assembly, 19 tooth (Split Row)
	GA11331	1	Hex Lock Clamp Assembly
	G10233	1	Machine Bushing, 1 1/2" x 1/32", 10 Gauge
12	GA5105	2	Sprocket, 15 Tooth
	GA11331	1	Hex Lock Clamp Assembly
	G10233	14	Machine Bushing, 1 1/2" x 1/32", 10 Gauge
13	GD0914-49	1	Hex Shaft, 7/8" x 49" (No Holes)
14	---	-	See "Valve Block - Located on R.H. Rear Center Frame" on page P211
	G10111	2	Lock Nut, 1/2"-13
15	G10017	2	Hex Head Cap Screw, 1/2"-13 x 1 1/2"
	GA13560	1	Idler Assembly
	G10013	1	Hex Head Cap Screw, 5/8"-11 x 3 1/2"
	G10503	1	Hex Jam Nut, 5/8"-11, Grade 2
16	G10107	1	Lock Nut, 5/8"-11
	GA13251	1	Motor Carrier Bracket
	G10636	4	Carriage Bolt, 1/2"-13 x 1 1/2"
	G10071	4	Serrated Flange Nut, 1/2"-13
	G3400-01	2	Flangette
	G2100-03	1	Bearing, 7/8" Hex Bore, Spherical
	G10312	3	Carriage Bolt, 5/16"-18 x 3/4"
17	G10620	3	Serrated Flange Nut, 5/16"-18
	GD16489	1	Coupler, 7/8" Hex
	G11277	4	Hex Socket Set Screw, 1/4"-20
18	GD16490	1	Coupler, 1" I.D.
	G3317-16	-	Chain, Double No. 40, 16 Pitches
	GR1790	-	Connector Link, Double No. 40

(IP1041)

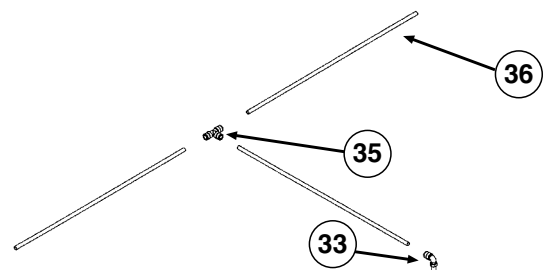


ITEM	PART NO.	QTY.	DESCRIPTION
1	---	-	See "Air Compressor, Dual Solenoid Assembly, Tubing, and Fittings" on page P155
2	---	-	See "Air Compressor, Dual Solenoid Assembly, Tubing, and Fittings" on page P155
3	GA13519	1	Compressor Cable
4	GA21697	1	Planter Harness
5	---	-	See "Electrical Components" on page P231
6	GA12812	1	Hall Effect Adapter
7	GD18010	1	Tee, 3/8" Tube Union
8	GD18796	1	Reducer, 3/8" To 1/4"
9	GD17150-04	1	Nylon Tubing, 3/8" O.D. x 86', 16 Row Pull Row Units
10	GA14846	1	High Pressure Sensor (0-120 PSI)
11	GA9964	1	Strain Relief
12	---	-	See "Planter Monitor Module (PMM)" on page P237
13	GA8328	1	4-Pin Female Connector Kit, Includes:(1) 4-Pin Female Housing, (4) Pin Contacts, (4) Seals
14	GA8329	1	4-Pin Male Connector Kit, Includes: (1) 4-Pin Male Housing, (4) Sockets, (4) Seals
15	G1K321	1	2-Pin Female Connector Kit (Black), Includes: (3) 2-Pin Female Housings, (6) Pin Contacts, (6) Seals
16	G1K320	1	2-Pin Male Connector Kit (Black), Includes: (3) 2-Pin Male Housings, (6) Socket Contacts, (6) Seals
17	G1K248	1	3-Pin Female Connector Kit (Black), Includes: (3) 3-Pin Female Housings, (9) Pin Contacts, (9) Seals
18	G1K252	1	3-Pin Male Connector Kit (Black), Includes: (3) 3-Pin Male Housings, (9) Socket Contacts, (9) Seals
19	GD17150-06	1	Nylon Tubing, 3/8" O.D. x 1 1/2"

(IP1042a)



34



ITEM	PART NO.	QTY.	DESCRIPTION
1	G10022	2	Hex Head Cap Screw, ¼"-20 x ½"
	G10227	2	Lock Washer, ¼"
	G10103	2	Hex Nut, ¼"-20
2	GD18084	1	Regulator Bracket
3	GD19080	3	Elbow, ¼" x ⅛" NPT Swivel
4	GA12629	1	Mini Regulator W/Gauge
5	GD19087	2	Grommet, 1"
6	GA13398	1	Compressor Mount
7	GA22273	1	Air Compressor
8	G11327	4	Phillips Flat Head Machine Screw, No. 10-24 x ⅝", Stainless Steel
	G10243	4	Washer, No. 10 SAE
9	G11297	2	Phillips Pan Head Machine Screw #8 - 32 x 1⅝", Stainless Steel
	G10251	2	Hex Nut, No. 8-32
10	GD21274	1	Distribution Manifold
11	GR1778	1	Pressure Switch
12	GD19079	1	Plug, ⅛" NPT
13	GA13399	1	Compressor Cover
	*D17150-13	1	Nylon Tubing, ⅜" O.D. x 15"
14	GD17143	1	Swivel Elbow, ¼" NPT x ⅜"
15	GR1921	1	Check Valve
	GR1951	1	Leader Hose without Check Valve
16	GA14127	1	Filter Assembly
	GR1943	-	Filter (Included W/GA14127)
17	G10022	6	Hex Head Cap Screw, ¼"-20 x ½"
	G10227	8	Lock Washer, ¼"
18	G10308	2	Carriage Bolt, ⅜"-16 x ¾"
	G11091	4	Serrated Flange Nut, ⅜"-16
19	GD19089	1	Air Compressor Mount Bracket
20	GD19090	1	U-Bolt, 6" x ⅜"-16
21	G10004	1	Hex Head Cap Screw, ⅜"-16 x 1"
	G10229	1	Lock Washer, ⅜"
	G10101	1	Hex Nut, ⅜"-16
22	GD17154	1	Connector, ¼" Male NPT
23	GD17141	2	Connector, ¼" Male NPT
24	GA11997	1	Breather, ¼" NPT
25	GD17156	2	Plug, ¼" NPT
26	GD17143	1	Swivel Elbow, ¼" NPT x ⅜"
27	G10040	2	Hex Head Cap Screw, ¼"-20 x 1¾"
	G11385	2	Flat Washer, ¼" SAE
28	GD18078	1	Female Cross, ¼" NPT
29	GA11992	1	Shutoff Valve, ¼" NPT
30	GA21405	1	Pressure Gauge
31	GA22793	1	Dual Solenoid Air Valve
32	GR2233	-	Vibration Isolator Gromet, 4 Pack
33	GD18011	-	Elbow, ⅜" x ⅛" NPT Extended, Pull Row Unit (Pneumatic Down Pressure)
34	GA13169	1	Tube Cutter W/Blade
	GR1843	-	Blade (Included W/GA13169)

Continued on the next page.

Air Compressor, Dual Solenoid Assembly, Tubing, and Fittings

Model 3665

M0304-02

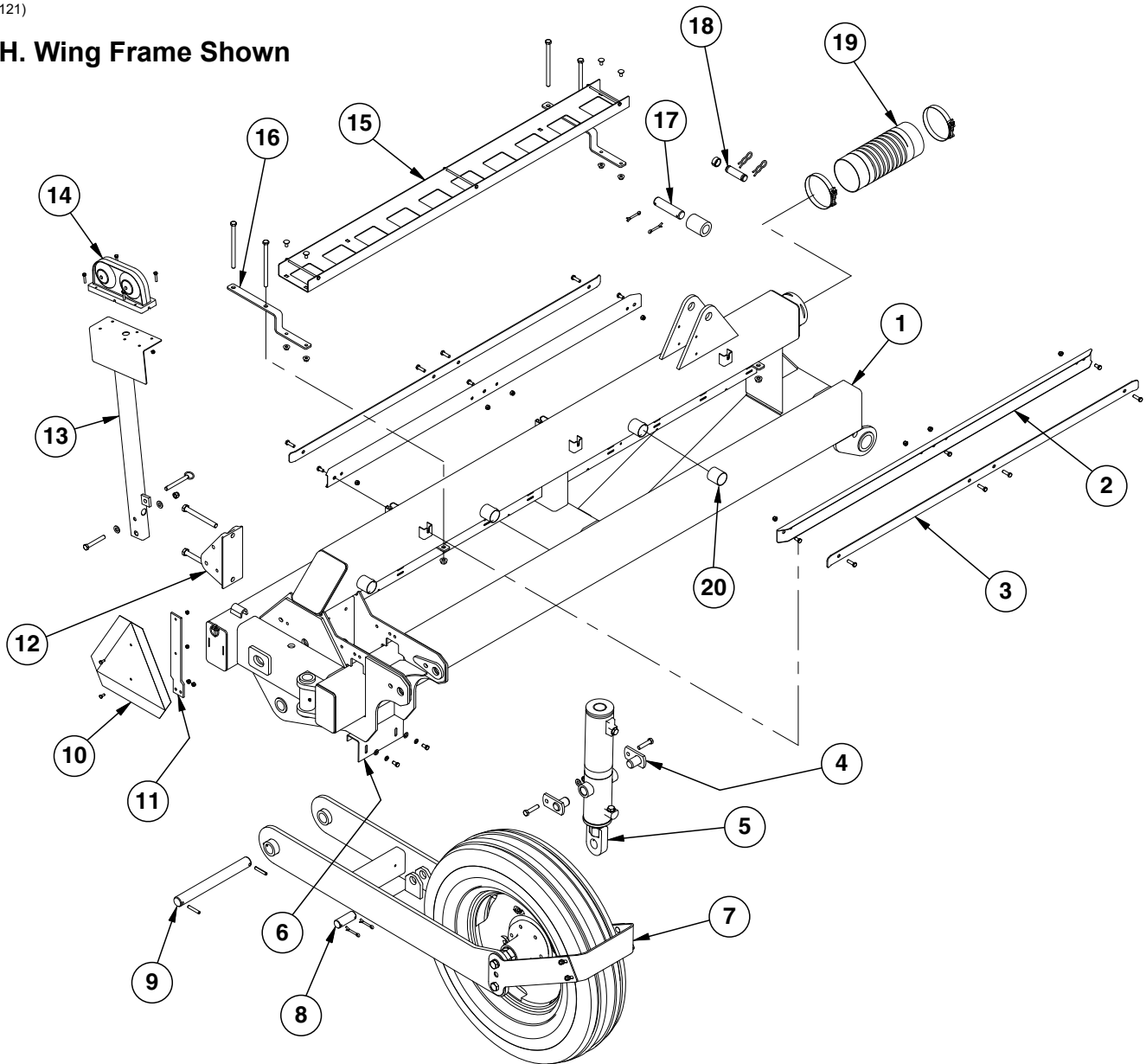
ITEM	PART NO.	QTY.	DESCRIPTION
35	GD18010	-	Tee, 3/8" Tube Union, Pull Row Unit (Pneumatic Down Pressure)
	GD18274	-	Tee, 3/8" x 1/8" NPT Extended, Push Row Unit (Pneumatic Down Pressure)
36	*D17150-03	-	Nylon Tubing, 3/8" O.D. x 64', 12 Row Pull Row Units (Pneumatic Down Pressure)
	*D17150-04	-	Nylon Tubing, 3/8" O.D. x 86', 16 Row Pull Row Units (Pneumatic Down Pressure)
	*D17150-08	-	Nylon Tubing, 3/8" O.D. x 60', 11 Row Push Row Units (Pneumatic Down Pressure)
	*D17150-09	-	Nylon Tubing, 3/8" O.D. x 82', 15 Row Push Row Units (Pneumatic Down Pressure)
	*D17150-12	-	Nylon Tubing, 3/8" O.D. x 5', Even-Row Push Row Unit (Pneumatic Down Pressure)
A	GA11995	-	Dual Solenoid Assembly (Items 22-31) (Only Applicable with Pneumatic Down Pressure Option)

*Item is not stocked by Kinze repair parts, but is available in bulk (GD17150-00).

This page left blank intentionally.

(IP1121)

L.H. Wing Frame Shown

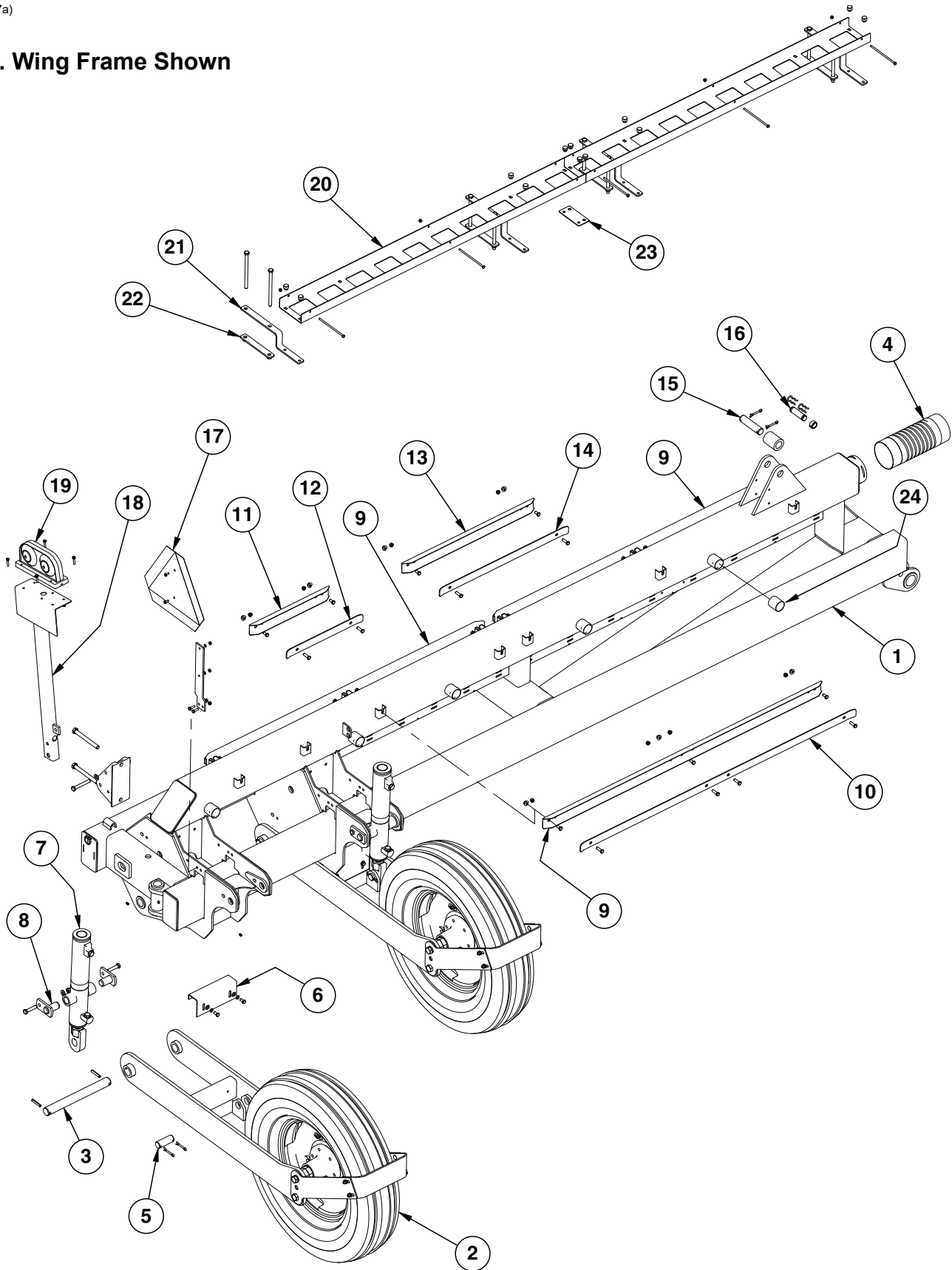


ITEM	PART NO.	QTY.	DESCRIPTION
1	G10056701 G10056801	1 -	L.H. Wing, 12 Row (Shown) R.H. Wing, 12 Row
2	GD18433 G10108 G10002	2 6 6	Hose Channel, 63½" Lock Nut, ⅜"-16 Hex Head Cap Screw, ⅜"-16 x ¾"
3	GD18752 G10004 G11091 G10108	2 8 8 8	Plate Clamp, 63" Hex Head Cap Screw, ⅜"-16 x 1¼" Serrated Flange Nut, ⅜"-16 Lock Nut, ⅜"-16
4	GA6761 G10581 G11389 G10111	2 2 2 2	Pin, 1¾" Hex Head Cap Screw, ½"-13 x 2¼" Flat Washer, ½" SAE Lock Nut, ½"-13
5	---	-	See "Wheel Lift Cylinder" on page P194

ITEM	PART NO.	QTY.	DESCRIPTION
6	GD18545	1	Wing Wheel Stop Arm
	G10002	2	Hex Head Cap Screw, 3/8"-16 x 3/4"
	G10229	2	Lock Washer, 3/8"
	G11387	2	Flat Washer, 3/8" SAE
7	---	-	See "Ground Drive Wheel" on page P171
8	GD18705	1	Pin, 1 1/4"
	G10460	4	Cotter Pin, 1/4" x 2"
9	GD18695	1	Wing Wheel Mount Pin
	G10476	2	Spring Pin, 3/8" x 2 1/4"
10	GD2199	1	SMV Sign
	G10110	2	Lock Nut, 1/4"-20, Grade B
	G10020	2	Hex Head Cap Screw, 1/4"-20 x 5/8"
11	GD15624	1	SMV Bracket, Conventional
	G10109	2	Lock Nut, 5/16"-18, Grade 8
	G10019	2	Hex Head Cap Screw, 5/16"-18 x 1"
12	GB0309	1	Light Mount Bracket
	GD1908	1	Mounting Bracket
	G10230	2	Lock Washer, 5/8"
	G10104	2	Hex Nut, 5/8"-11
	G10068	2	Hex Head Cap Screw, 5/8"-11 x 6"
13	GA9840	1	Light Bracket
	G10874	1	Detent Pin, 1/2" x 3 1/2" Grip
	G10033	1	Hex Head Cap Screw, 1/2"-13 x 3 1/2"
	G11389	2	Flat Washer, 1/2" SAE
	G10111	1	Lock Nut, 1/2"-13
14	G10842301	1	Double Light Assembly (Shown)
	G10064	4	Hex Head Cap Screw, 1/4"-20 x 1"
	G10110	4	Lock Nut, 1/4"-20, Grade B
15	GD19587	1	Hose Rack
	G11329	3	Hex Head Cap Screw, 1/4"-20 x 6 1/2"
	G10110	3	Locknut, 1/4"-20, Grade B
	G10599	4	Carriage Bolt, 3/8"-16 x 1 1/4"
	G11091	4	Serrated Flange Nut, 3/8"-16
16	GD31519	2	Hose Rack Bracket
	GD31518	2	Hose Tray Mount Plate
	G11200	4	Hex Head Cap Screw, 1/2"-13 x 8"
	G11389	4	Flat Washer, 1/2" Plated SAE
	G10111	4	Lock Nut, 1/2"-13
17	GD17758	1	Wing Hinge Lock Up Pin
	GD18716	1	Sleeve
18	GR0375	1	Pin, 1" x 3 1/2"
	GR0193	2	Hair Pin Clip
	GD18663	1	Tension Bushing, 1" I.D.
19	GD15867-01	1	Hose, 5" x 13"
	G11029	2	T-Bolt Clamp, 5 1/2"
20	G11147	-	Cap, 2"
	GD2117	-	Cable Tie, 14 1/2"

(IP1037a)

L.H. Wing Frame Shown

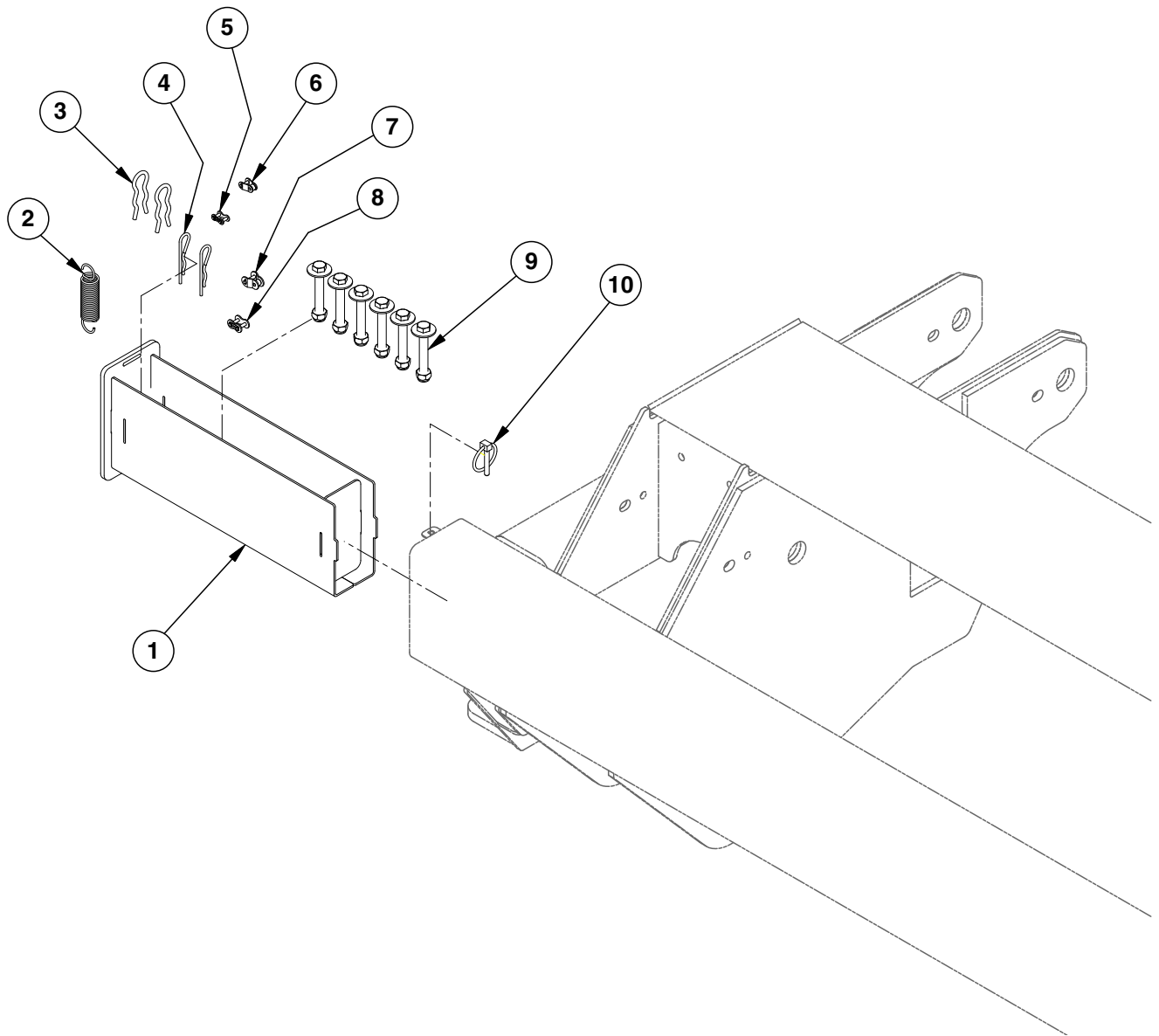


ITEM	PART NO.	QTY.	DESCRIPTION
1	G10052401	1	L.H. Wing (Shown)
	G10052501	1	R.H. Wing
2	---	-	See "Ground Drive Wheel" on page P171
3	GD18695	2	Wing Wheel Mount Pin
	G10476	4	Spring Pin, 3/8" x 2 1/4"
4	GD15867-01	1	Hose, 5" x 13"
5	GD18705	2	Pin, 1 1/4"
	G10460	6	Cotter Pin, 1/4" x 2"
6	GD18545	2	Wing Wheel Stop Arm
	G10229	4	Lock Washer, 3/8"
	G11387	4	Flat Washer, 3/8" SAE
	G10002	15	Hex Head Cap Screw, 3/8"-16 x 3/4"
7	---	-	See "Wheel Lift Cylinder" on page P194
8	GA5121	4	Pin, 2 1/8"
	G10581	4	Hex Head Cap Screw, 1/2"-13 x 2 1/4"
	G11389	6	Flat Washer, 1/2" SAE
	G10111	5	Lock Nut, 1/2"-13
9	GD18433	3	Hose Channel, 63 1/2"
	G10002	9	Hex Head Cap Screw, 3/8"-16 x 3/4"
	G11091	9	Serrated Flange Nut, 3/8"-16
10	GD18752	3	Plate Clamp, 63"
	G10004	12	Hex Head Cap Screw, 3/8"-16 x 1 1/4"
	G10108	12	Lock Nut, 3/8"-16
11	GD18435	1	Hose Channel, 18"
	G10002	2	Hex Head Cap Screw, 3/8"-16 x 3/4"
	G11091	2	Serrated Flange Nut, 3/8"-16
12	GD18750	1	Plate Clamp, 17 1/2"
	G10004	2	Hex Head Cap Screw, 3/8"-16 x 1 1/4"
	G10108	2	Lock Nut, 3/8"-16
13	GD18434	1	Hose Channel, 30"
	G10002	2	Hex Head Cap Screw, 3/8"-16 x 3/4"
	G11091	2	Serrated Flange Nut, 3/8"-16
14	GD18751	1	Plate Clamp, 29 1/2"
	G10004	2	Hex Head Cap Screw, 3/8"-16 x 1 1/4"
	G10108	2	Lock Nut, 3/8"-16
15	GD17758	1	Wing Hinge Lock Up Pin
	GD18716	1	Sleeve
16	GR0375	1	Pin, 1" x 3 1/2"
	GR0193	2	Hair Pin Clip
	GD18663	1	Tension Bushing, 1" I.D.
17	GD2199	1	SMV Sign (L.H. Wing Frame)
	GD15624	1	SMV Bracket, Conventional
	G10109	2	Lock Nut, 5/16"-18, Grade 8
	G10019	2	Hex Head Cap Screw, 5/16"-18 x 1"
	G10020	2	Hex Head Cap Screw, 1/4"-20 x 5/8"
	G10227	6	Lock Washer, 1/4"
18	G10103	6	Hex Nut, 1/4"-20
	GA9840	1	Light Bracket (L.H. Wing Frame)
	GB0309	1	Light Mount Bracket
	GD1908	1	Mounting Bracket
	G10068	2	Hex Head Cap Screw, 5/8"-11 x 6"
	G10230	2	Lock Washer, 5/8"
	G10104	2	Hex Nut, 5/8"-11
G10033	1	Hex Head Cap Screw, 1/2"-13 x 3 1/2"	

Continued on the next page.

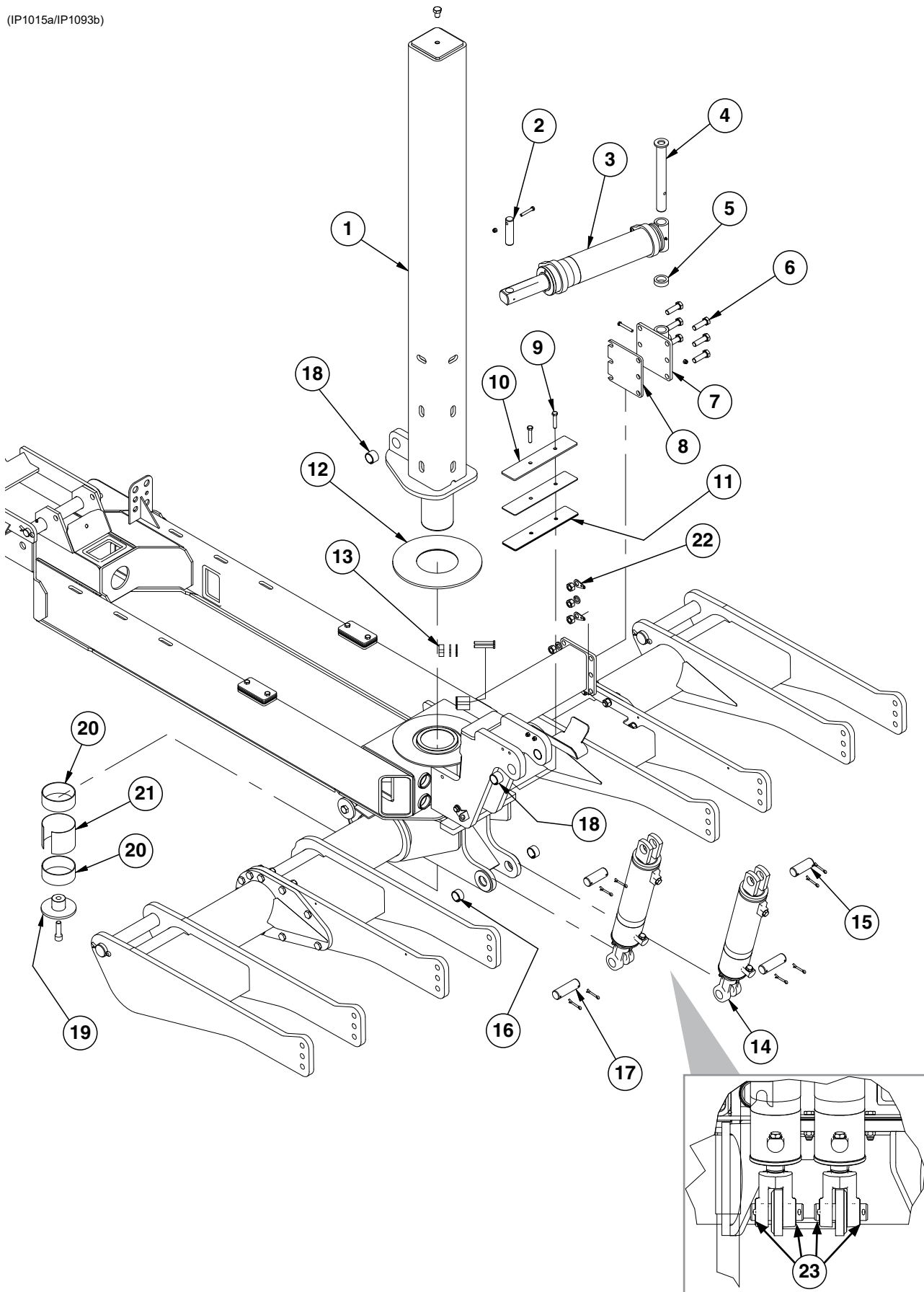
ITEM	PART NO.	QTY.	DESCRIPTION
19	G10842301	1	Double Light Assembly (Shown)
	G10064	4	Hex Head Cap Screw, ¼"-20 x 1"
	G10110	4	Lock Nut, ¼"-20, Grade B
20	GD19587	2	Hose Rack
	G11329	5	Hex Head Cap Screw, ¼"-20 x 6½"
	G10110	5	Locknut, ¼"-20, Grade B
	G10599	12	Carriage Bolt, ⅜"-16 x 1¼"
	G11091	12	Serrated Flange Nut, ⅜"-16
21	GD31519	4	Hose Rack Bracket
	G11200	8	Hex Head Cap Screw, ½"-13 x 8"
	G11389	8	Flat Washer, ½" Plated SAE
	G10111	8	Lock Nut, ½"-13
22	GD31518	4	Hose Tray Mount Plate
	G11109	8	Hex Head Cap Screw, ½"-13 x 7½"
	G11389	8	Flat Washer, ½" Plated SAE
	G10111	8	Lock Nut, ½"-13
23	GD19588	1	Attach Plate
24	G11147	-	Cap, 2"
	GD2117	-	Cable Tie, 14½"

(IP1117)



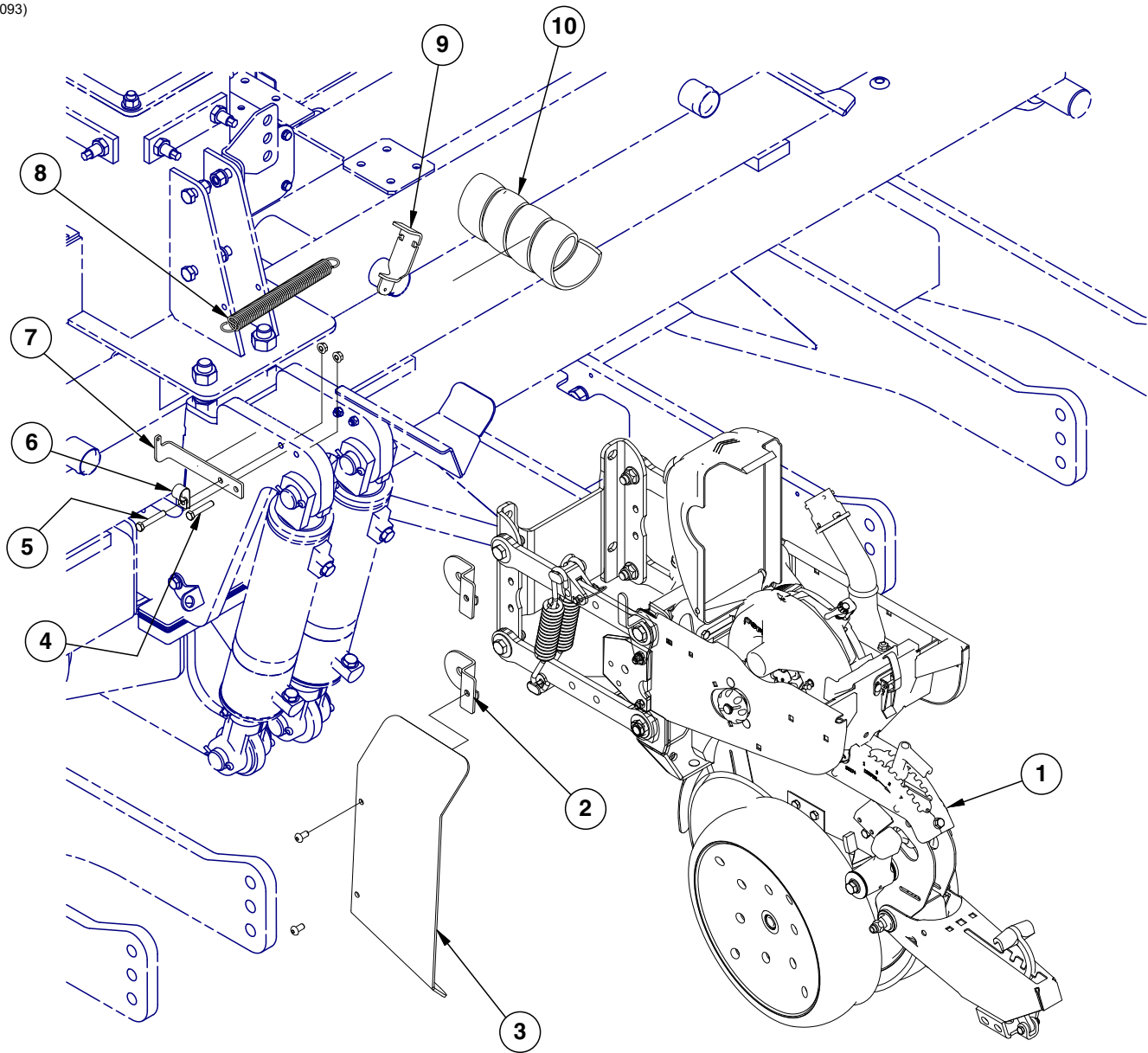
ITEM	PART NO.	QTY.	DESCRIPTION
1	G10633801	1	Toolbox
2	GD5857	1	Spring
3	GR0193	2	Hair Pin Clip
4	G10592	2	Hair Pin Clip, No. 11
5	GR0196	1	Connector Link, No. 41
6	GR0201	1	Offset Link, No. 41
7	GR0911	1	Offset Link, No. 40
8	GR0912	1	Connector Link, No. 40
9	G10067	6	Hex Head Cap Screw, 7/16"-14 x 3"
	G11388	6	Flat Washer, 7/16" SAE
	G10113	6	Lock Nut, 7/16"-14
10	GD2558	1	Lynch Pin, 1/4"

(IP1015a/IP1093b)



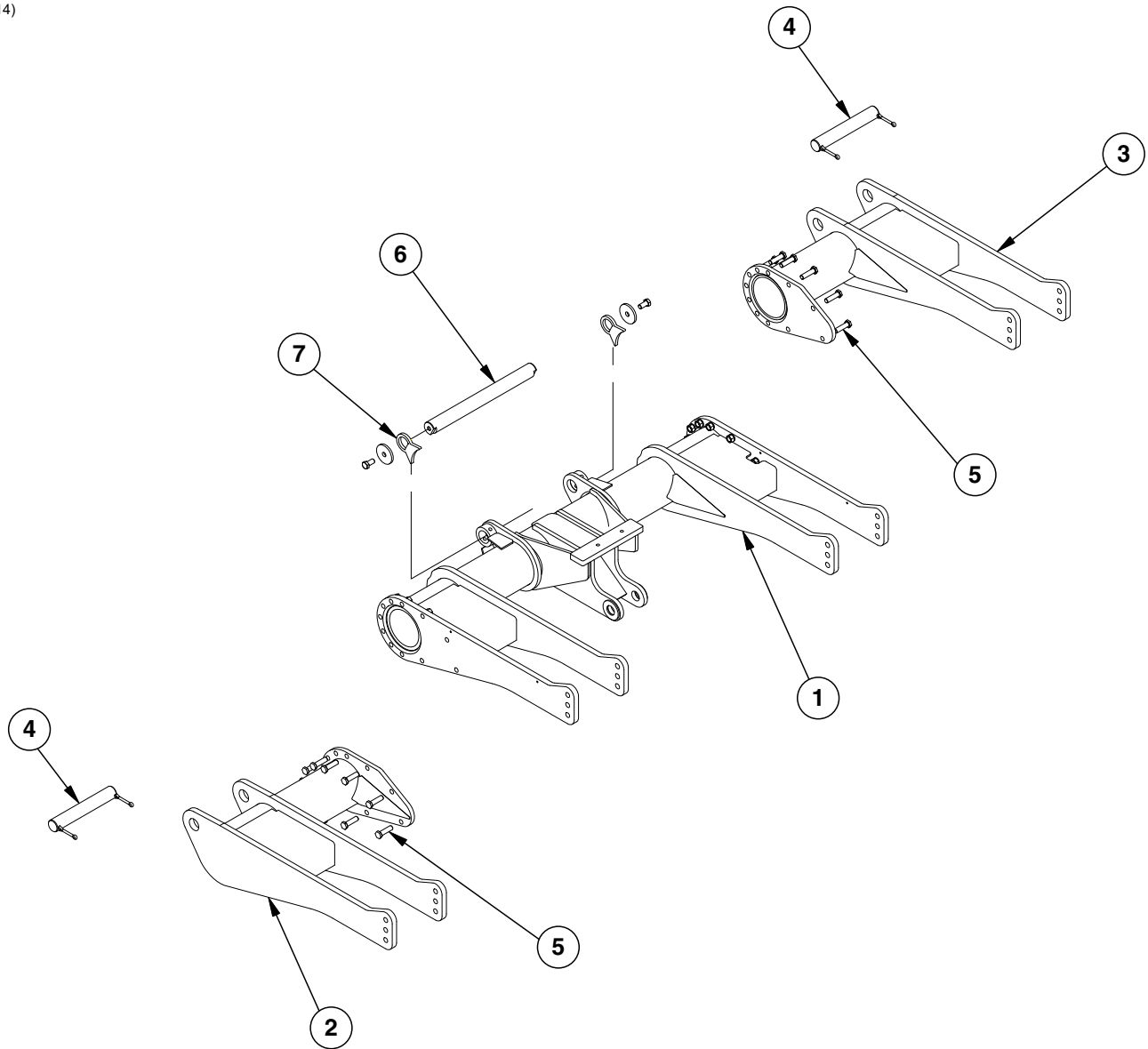
ITEM	PART NO.	QTY.	DESCRIPTION
1	GA13597 G10026	1 1	Lift Post Hex Head Cap Screw, 3/4"-10 x 2"
2	GD18698 G10108 G10049	1 2 1	Pin, 1 1/4" x 4 3/4" Lock Nut, 3/8"-16 Hex Head Cap Screw, 3/8"-16 x 2 1/2"
3	---	-	See "Rotation Cylinder" on page P193
4	GA13236 G10325	1 1	Rotation Cylinder Pin Hex Head Cap Screw, 3/8"-16 x 2 3/4"
5	GD18794	1	Bushing
6	G10027 G10231 G10105	6 4 6	Hex Head Cap Screw, 3/4"-10 x 2 1/2" Lock Washer, 3/4" Hex Nut, 3/4"-10
7	GA12888	1	Cylinder Bracket
8	GD18795-01	1	Rotate Cylinder Shim
9	G10053 G10111	2 2	Hex Head Cap Screw, 1/2"-13 x 2 1/2" Lock Nut, 1/2"-13
10	GD19330	1	Rock Shaft Wear Plate
11	GD19332 GD19331	2 2	Shim, 16 Gauge Shim, 10 Gauge
12	GD18598	1	Contact Wear Pad
13	GD18893 GD19186 GD18896 GD18895 GD18894 G10062	1 2 2 2 2 2	Rotate Stop Tap Block Shim, 16 Gauge Shim, 10 Gauge Shim, 12 Gauge Shim, 14 Gauge Hex Head Cap Screw, 3/8"-16 x 3"
14	---	-	See "Rockshaft Transport Lift Cylinder" on page P221
15	GD18697	2	Pin, 1 1/2" x 4"
16	GD19007 G10460	2 8	Tension Bushing, 1 1/2" Cotter Pin, 1/4" x 2"
17	GD18696	2	Pin, 1 1/2" x 4 3/4"
18	GD19008	3	Bushing, 1 1/2"
19	GA13605 G11304	1 1	Lift Post Base Cap Hex Socket Head Cap Screw, 3/4"-10 x 2 1/2"
20	GD18009	2	Wear Bearing
21	GD19388	1	Rotate Post Sleeve
22	GD19783	2	Wire Retainer
23	G10384501	4	Bushing, 1 1/2" I.D. x 2 1/4" O.D., 18 Gauge (.0478")

(IP1093)

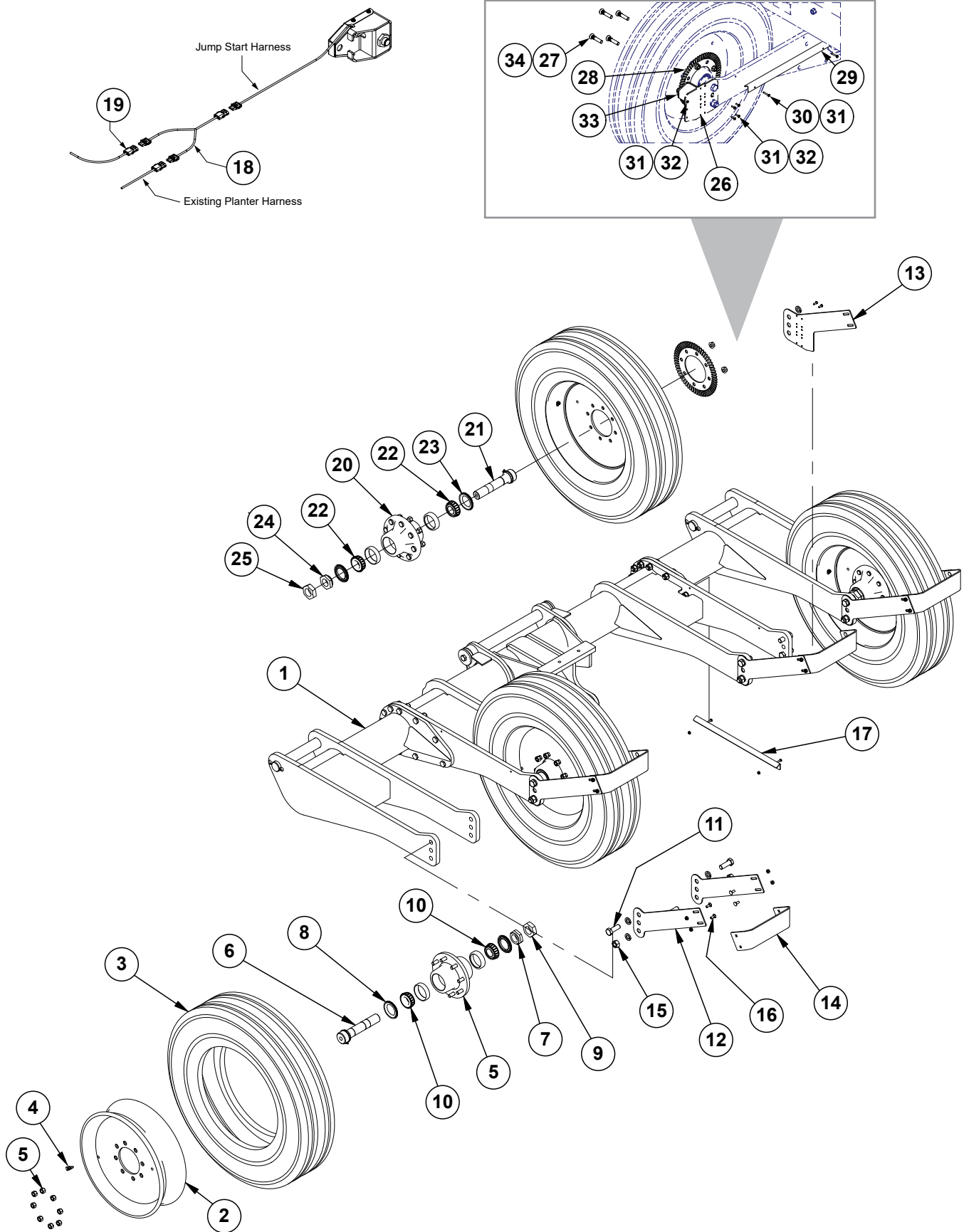


ITEM	PART NO.	QTY.	DESCRIPTION
1	---	-	See "Shank Assembly, Seed Tube, and Depth Adjustment" on page P3 See "Parallel Arms, Mounting Support Plate, and Quick Adjustable Down Forces Springs Option" on page P7 See "Hopper Support and Meter Drive" on page P23
2	GA14760	2	Shield Bracket
3	GD21094	1	Shield
	G11286	2	Hex Socket Button Head Cap Screw, 3/8"-16 x 3/4", Grade 8
4	G10048	1	Hex Head Cap Screw, 3/8"-16 x 2"
5	G10939	1	Hex Head Cap Screw, 3/8"-16 x 2 1/4"
6	GD20095	1	Insulated Clamp
7	GD19793	1	Hose Anchor Bracket
	G10622	2	Serrated Flange Nut, 3/8"-16
8	GD0829	1	Spring
9	GA14761	1	Hose Anchor
10	GD19383-01	1	Hose Wrap, 90"

(IP1014)



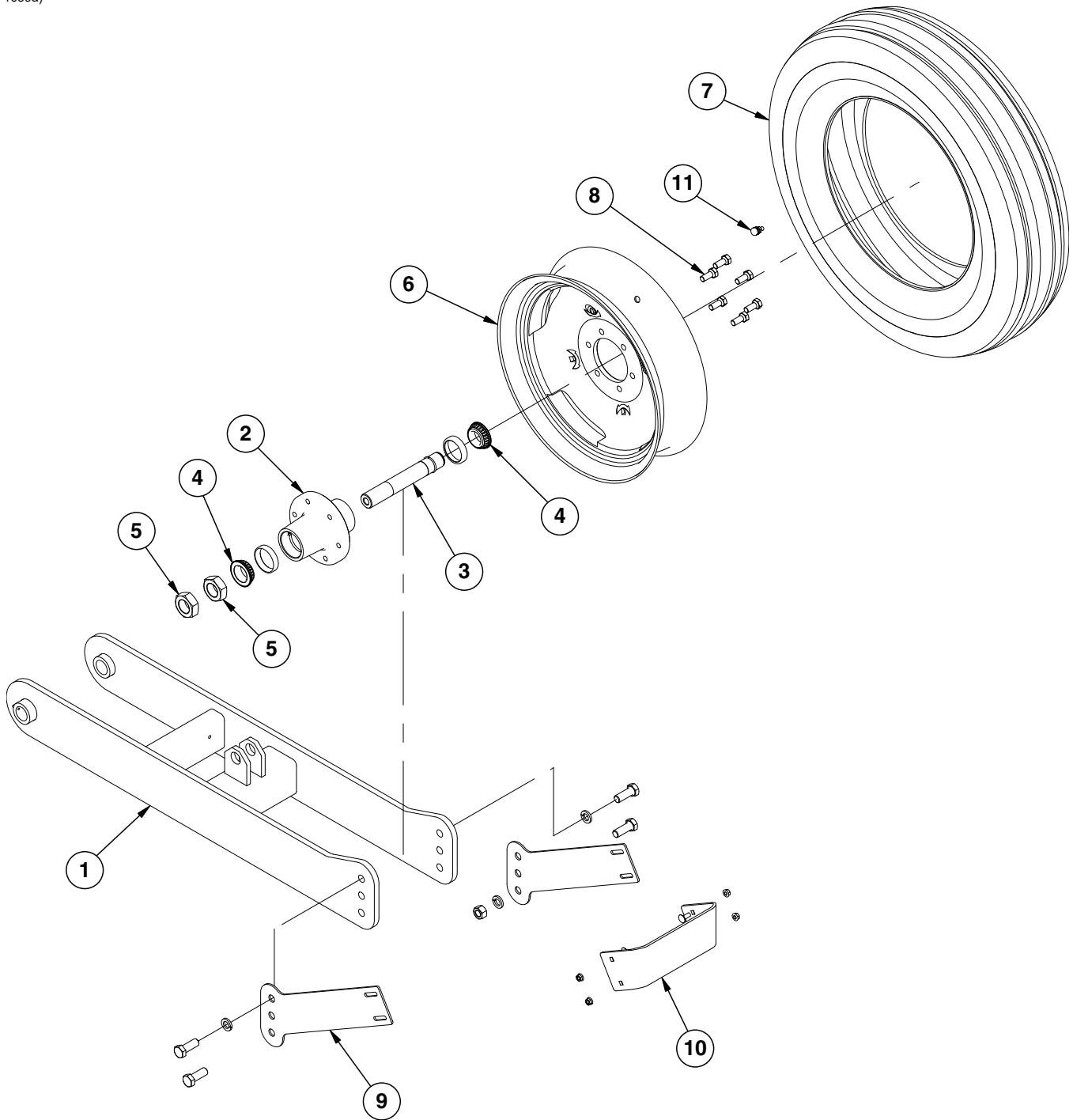
ITEM	PART NO.	QTY.	DESCRIPTION
1	GA12834	1	Rock Shaft
2	GA12835	1	L.H. Rock Shaft Stub
3	GA12836	1	R.H. Rock Shaft Stub
4	GD17479	2	Rock Shaft Pin
	G10461	4	Cotter Pin, 3/8" x 3"
5	GD2169	22	Special Washer, 25/32" I.D. x 1 1/4" O.D., Hardened
	G11082	22	Hex Head Cap Screw, 3/4"-10 x 2 3/4", Grade 8
	G10098	22	Hex Nut, 3/4"-16
6	GD20104	1	Pin, 2 1/4"
7	GD20105	2	Pin Retainer
	GD17180	2	Washer, 3 1/2" O.D. x 1 3/16" I.D. x 3/8"
	G10026	2	Hex Head Cap Screw, 3/4"-10 x 2"



ITEM	PART NO.	QTY.	DESCRIPTION
1	---	1	See "Axle Assembly" on page P168
2	GA14516	1	Rim, 5.5" x 22.5"
3	GD15406	1	Tire, 41 x 11 R22.5" W/O Center Rib (Specify Brand*)
	G10640	1	Grease Fitting, 1/4"-28
4	GA7434	1	Valve Stem
5	G10721201	4	Hub W/Cups, Bolts, Nuts And Grease Fitting, 8 Bolt, 1 3/4" Bore
	GR0528	8	Stud, 5/8"-18 x 2 1/4", Grade 8 (Included W/G10721201)
	GD7079	2	Cup (Included W/G10721201)
	G10640	1	Grease Fitting, 1/4"-28 (Included W/G10721201)
	G10825001	8	Lug Nut, 5/8"-18, Grade 8 (Included W/G10721201)
6	GA10139	1	Spindle W/Retaining Ring, 1 3/4"
7	GD7089	1	Special Nut, 1 3/4"-12 UNF
8	GA4722	2	Seal
9	GD7864	1	Special Hex Nut, 1 3/4"-12 UNF
10	GA4723	2	Bearing
11	G10448	8	Hex Head Cap Screw, 7/8"-9 x 2 1/2", Grade 8
	G10330	8	Lock Washer, 7/8"
12	G10020201	7	Mud Scraper Bracket
13	GD19483	1	Mud Scraper/Sensor Bracket
14	GD27201	4	Mud Scraper
15	G10955	8	Hex Nut, 7/8"-9
	G10448	8	Hex Head Cap Screw, 7/8"-9 x 2 1/2", Grade 8
	G10330	8	Lock Washer, 7/8"
16	G10305	16	Carriage Bolt, 3/8"-16 x 1"
	G11091	16	Serrated Flange Nut, 3/8"-16
17	GD19076	1	Cable Guard Bracket
	G10021	2	Hex Head Cap Screw, 1/4"-20 x 1 1/2"
	G10621	2	Serrated Flange Nut, 1/4"-20
18	GA25454	1	Wheel Speed Splitter Harness
19	GA25551	1	Wheel Speed Extension Harness
20	GA14521	1	Hub W/Cups, Bolts, Nuts, and Grease Fitting, 8 Bolt
	G10640	1	Grease Fitting, 1/4"-28 (Included W/GA14521)
	GD18676	8	Lug Bolt, 5/8"-18 x 2 3/4" (Included W/GA14521)
	G10825001	4	Lug Nut, 5/8"-18 UNF, Grade 8 (Included W/GA14521)
21	GA10139	1	Spindle W/Retaining Ring, 1 3/4"
22	GA4723	2	Bearing
23	GA4722	2	Seal
24	GD7089	1	Special Nut, 1 3/4"-12 UNF
25	GD7864	1	Special Hex Nut, 1 3/4"-12 UNF
26	G10020101		Jump Start Sensor Cover
27	GD18676	4	Lug Bolt, 5/8"-18 x 2 3/4"
28	GD18643	1	Jump Start Wheel
29	GD19076	1	Cable Guard Bracket
30	G10021	2	Hex Head Cap Screw, 1/4"-20 x 1 1/2"
31	G10621	7	Serrated Flange Nut, 1/4"-20
32	G10023	5	Hex Head Cap Screw, 1/4"-20 x 3/4"
33	G10020601	1	Jump Start Bracket Assembly
	G10020501	-	Jump Start Bracket (Included W/G10020601)
	GA13204	-	Motion Sensor (Included W/G10020601)
34	G11254	4	Serrated Flange Nut, 5/8"-18
A	GA14518	-	Tire And Rim Assembly (Items 2-4) (Specify Brand*)
B	GA10138	-	Hub Assembly (Items 5-10)
C	GA14522	-	Hub Assembly (Items 20-25)

*Specific brand requests will be supplied only as available from current Kinze Repair Parts stock. If a specific brand requested is not in stock, the brand available will be supplied.

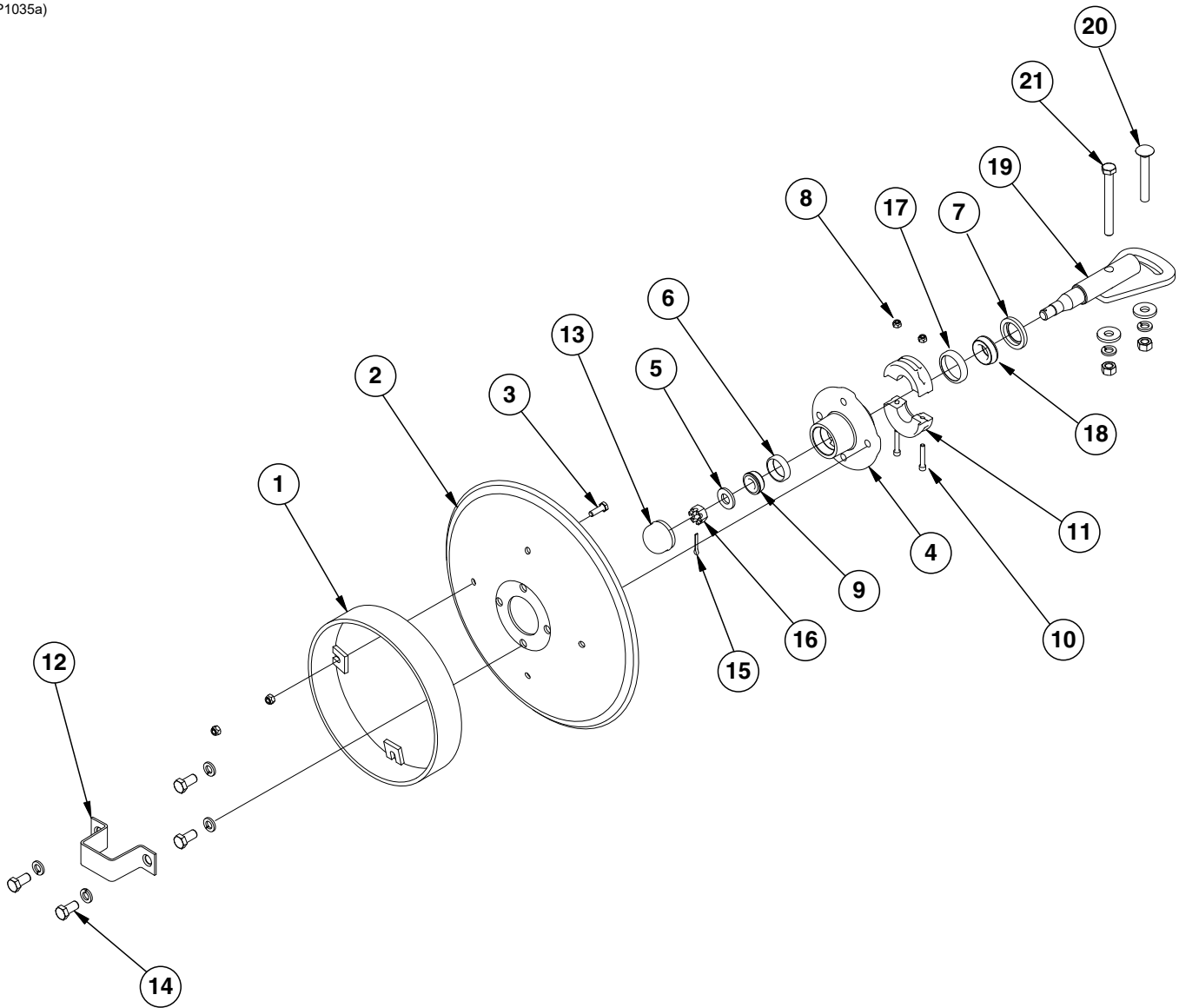
(IP1039a)



ITEM	PART NO.	QTY.	DESCRIPTION
1	GA13017	1	Wing Wheel Arm
	G10640	-	Grease Fitting, 1/4"-28
2	GA24826	1	Hub W/Cups, 6 Bolt
	GR0434	-	Cup (Included W/GA24826)
3	GA4376	1	Spindle W/Round External Retaining Ring, 10"
	GD11490	-	Round External Retaining Ring (Included W/GA4376)
4	GA0895	2	Bearing
5	G11081	2	Hex Jam Nut, 1 1/2"-12, Grade 2
6	GA14413	1	Rim, 5.5" x 20"
7	GD13401	1	Tire, 7.50" x 20", 8 Ply, Tubeless W/O Center Rib (Specify Brand*)
8	GR0270	6	Lug Bolt, 9/16"-18
9	GD19482	2	Mud Scraper Bracket
	G10026	4	Hex Head Cap Screw, 3/4"-10 x 2"
	G10231	4	Lock Washer, 3/4"
	G11314	2	Hex Nut, 3/4"-10
10	GD19484	1	Mud Scraper
	G10622	4	Serrated Flange Nut, 3/8"-16
	G10305	4	Carriage Bolt, 3/8"-16 x 1"
11	GA7434	-	Valve Stem
A	GA24828	-	Hub And Spindle Assembly (Items 2, 3, 4, And 5)
B	GA14412	-	Tire And Rim Assembly (Items 6, 7, And 11) (Specify Brand*)

***Specific brand requests will be supplied only as available from current Kinze Repair Parts stock. If a specific brand requested is not in stock, the brand available will be supplied.**

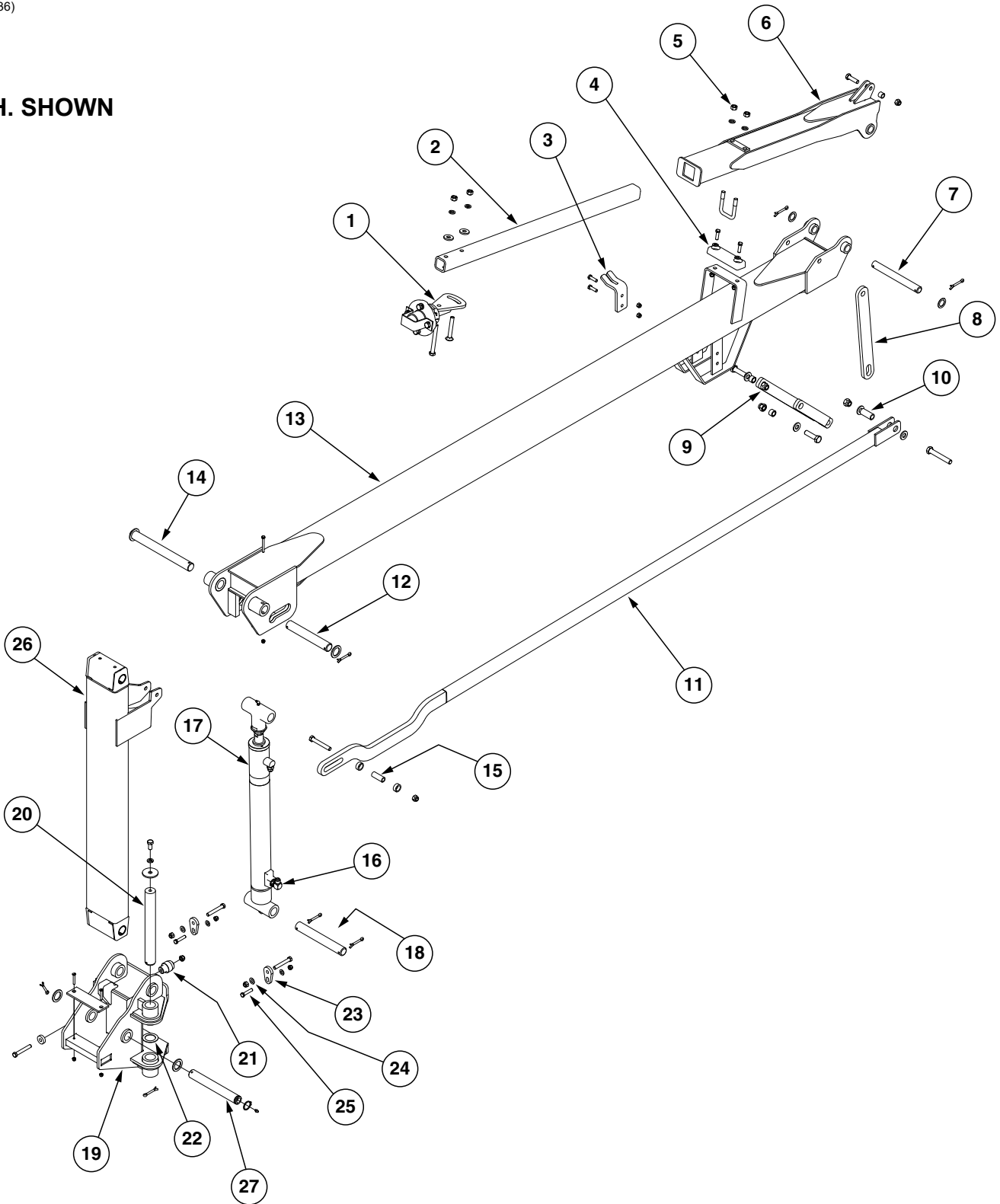
(IP1035a)



ITEM	PART NO.	QTY. (Per Assy.)	DESCRIPTION
1	GA5853	1	Depth Band
2	GD0746	1	Disc Blade, Solid, 16" (Shown)
	GD10283	-	Disc Blade, Notched, 16" (Optional)
3	G10019	4	Hex Head Cap Screw, 5/16"-18 x 1"
	G10109	4	Lock Nut, 5/16"-18, Grade 8
4	GA26876	1	Hub W/Cups, 4 Bolt (Includes Items 6 and 17)
5	G11391	1	Flat Washer, 5/8" SAE
6	GR0151	1	Outer Cup
7	GD21540	1	Grease Seal
8	G10110	2	Lock Nut, 1/4"-20, Grade B
9	GA0257	1	Bearing
10	G11418	2	Hex Socket Head Cap Screw, 1/4"-20 x 1 1/2"
11	GB0554	2	Hub Shield
12	GD2597	1	Retainer
13	GD0840	1	Dust Cap
14	G10722	4	Hex Head Cap Screw, 1/2"-20 x 1"
	G10228	4	Lock Washer, 1/2"
15	G10544	1	Cotter Pin, 5/32" x 1"
16	G10725	1	Slotted Hex Nut, 5/8"-18
17	GR0150	1	Inner Cup
18	GA0245	1	Bearing
19	GA15151	1	Spindle
20	G10844	1	Carriage Bolt, 1/2"-13 x 3 1/2"
	G10168	1	Machine Bushing, 1/2", 7 Gauge
	G10228	1	Lock Washer, 1/2"
	G10102	1	Hex Nut, 1/2"-13
21	G10045	1	Hex Head Cap Screw, 1/2"-13 x 4 1/2"
	G10168	2	Machine Bushing, 1/2", 7 Gauge
	G10228	2	Lock Washer, 1/2"
	G10102	2	Hex Nut, 1/2"-13
A	GA26909	-	Hub And Spindle Assembly, (Items 4-7, 9, and 12-19)

(IP1036)

L.H. SHOWN



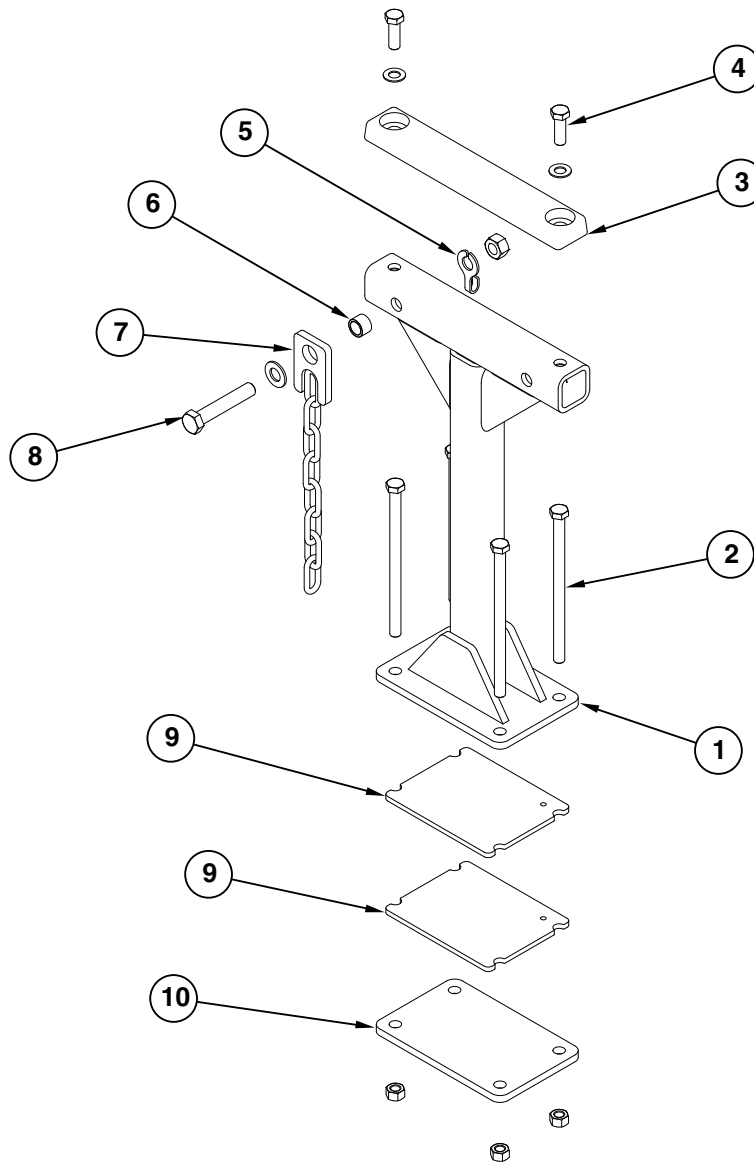
ITEM	PART NO.	QTY. (Per Assy.)	DESCRIPTION
1	GA26909	1	See "Row Marker Spindle/Hub/Blade" on page P173
	G10844	1	Carriage Bolt, 1/2"-13 x 3 1/2"
	G10045	1	Hex Head Cap Screw, 1/2"-13 x 4 1/2"
	G10168	2	Machine Bushing, 1/2", 7 Gauge
	G10228	2	Lock Washer, 1/2"
	G10102	2	Hex Nut, 1/2"-13
2	GD0453-02	1	Extension Tube, 40", 16 Row
	GD0453-08	-	Extension Tube, 65" (Even Row Only)
	GD0453-11	-	Extension Tube, 35", 12 Row
3	GD18540	1	Lock-up Bracket Chain
	G10004	2	Hex Head Cap Screw, 3/8"-16 x 1 1/4"
	G10108	2	Lock Nut, 3/8"-16
4	GA9145	1	Molded Stop, 6 1/4" Long
	G10004	2	Hex Head Cap Screw, 3/8"-16 x 1 1/4"
	G10108	2	Lock Nut, 3/8"-16
5	GD2721	1	U-Bolt, 2" x 2" x 1/2"-13
	G10228	2	Lock Washer, 1/2"
	G10102	2	Hex Nut, 1/2"-13
6	GA13114	1	Arm, Third Stage, 16 Row
	GA13994	-	Arm, Third Stage, 12 Row
	GD10538-07	1	Sleeve, 3/4" O.D. x 1/2" I.D. x .3/5"
	G10039	1	Hex Head Cap Screw, 1/2"-13 x 1 3/4"
	G10111	1	Lock Nut, 1/2"-13
	G10643	-	Grease Fitting, 45°, 1/4"-28
7	GD18889	1	Pin, 1" x 9 1/4"
	G10345	2	Machine Bushing, 1", 14 Gauge
	G10460	4	Cotter Pin, 1/4" x 2"
8	GD25189	1	Marker Link
9	GA13764	1	Linkage
10	GD3180-34	1	Sleeve, 7/8" O.D. x 5/8" I.D. x 2"
	GB0218	2	Bushing, 2 1/32" I.D. x 7/8" O.D. x 1 9/32" Long
	G11391	4	Flat Washer, 5/8" SAE
	G10006	2	Hex Head Cap Screw, 5/8"-11 x 2 1/4"
	G10107	2	Lock Nut, 5/8"-11
	G10036	1	Hex Head Cap Screw, 5/8"-11 x 4"
	G10107	1	Lock Nut, 5/8"-11
11	GA17400	1	Marker Link, 113 1/4", 16 Row
	GA17399	-	Marker Link, 66 3/4", 12 Row
12	GD18815	1	Pin, 1 1/4" x 8.38"
	G10159	2	Machine Bushing, 1 1/4", 10 Gauge
	G10460	1	Cotter Pin, 1/4" x 2"
13	GA17402	1	Arm W/Grease Fitting, Second Stage, 16 Row
	GA17401	-	Arm W/Grease Fitting, Second Stage, 12 Row
14	GD21142	1	Marker Pin, 1 1/4" x 1 53/64"
	G11400	1	Retaining Ring, 1 1/4"
	G10159	1	Washer, 1 7/8"
	G10640	1	Grease Fitting, 1/4"-28
	G10403	1	Hex Head Cap Screw, 1/4"-20 x 2 1/2"
	G11320	1	Lock Nut, 1/4"-20, Grade B

Continued on the next page.

ITEM	PART NO.	QTY. (Per Assy.)	DESCRIPTION
15	GD19661-01	1	Sleeve, 3/4" O.D. x 33/64" I.D. x 2"
	GD16418-02	2	Sleeve, 1 1/8" O.D. x 13/16" I.D. x 7/16"
	G10033	1	Hex Head Cap Screw, 1/2"-13 x 3 1/2"
	G10111	1	Lock Nut, 1/2"-13
16	G6801-08	1	Elbow W/O-Ring, 90°, 3/4"-16 Male JIC To O-Ring
	GR1037	-	O-Ring
	*A12065	2	Hose Assembly, 3/8" x 50"
	G304-C-8	2	Cap Nut, 3/4"-16
17	GA21030	1	See "Row Marker Cylinder" on page P203
	G6400-08-04	1	Connector W/O-Ring, 3/4"-16 Male JIC To 7/16"-20 O-Ring
18	GD31511	1	Hydraulic Cylinder Marker Arm Pin
	G10460	2	Cotter Pin, 1/4" x 2"
19	GA13173	1	L.H. Marker Mount (Shown)
	GA13174	-	R.H. Marker Mount
	GD19491	1	Marker Mount Wear Pad
	G11320	2	Lock Nut, 1/4"-20, Grade B
	G10067	1	Hex Head Cap Screw, 7/16"-14 x 3"
	G11319	2	Slotted Flat Head Machine Screw, 1/4"-20 x 1 3/4"
20	GD18827	1	Pin, 1 1/2" O.D. x 12 2/3"
	G10014	1	Hex Head Cap Screw, 1/2"-13 x 1"
	G10228	1	Lock Washer, 1/2"
	GD18828	1	Washer
	G10460	1	Cotter Pin, 1/4" x 2"
	G10067	1	Hex Head Cap Screw, 7/16"-14 x 3"
21	GD19480	1	Centering Bullet
	GD19812	1	Washer
	G10113	1	Lock Nut, 7/16"-14
22	G10450	1	Machine Bushing, 1 1/2", 18 Gauge
23	GD19606	2	Bar
24	G11389	2	Flat Washer, 1/2" Plated SAE
	G10067	2	Hex Head Cap Screw, 7/16"-14 x 3"
	G10113	2	Lock Nut, 7/16"-14
25	G10047	2	Hex Head Cap Screw, 3/8"-16 x 1 3/4"
	G11387	4	Flat Washer, 3/8" SAE
	G10108	2	Lock Nut, 3/8"-16
26	GA13487	1	Arm, First Stage
	GD11751	-	Steel Bushing, 1" Wide
27	GD21143	1	Marker Pin, 1 1/4" x 9 1/2"
	G11400	1	Retaining Ring, 1 1/4"
	G10640	1	Grease Fitting, 1/4"-28
	G10159	2	Washer, 1 7/8"
	G10460	1	Cotter Pin, 1/4" x 2"

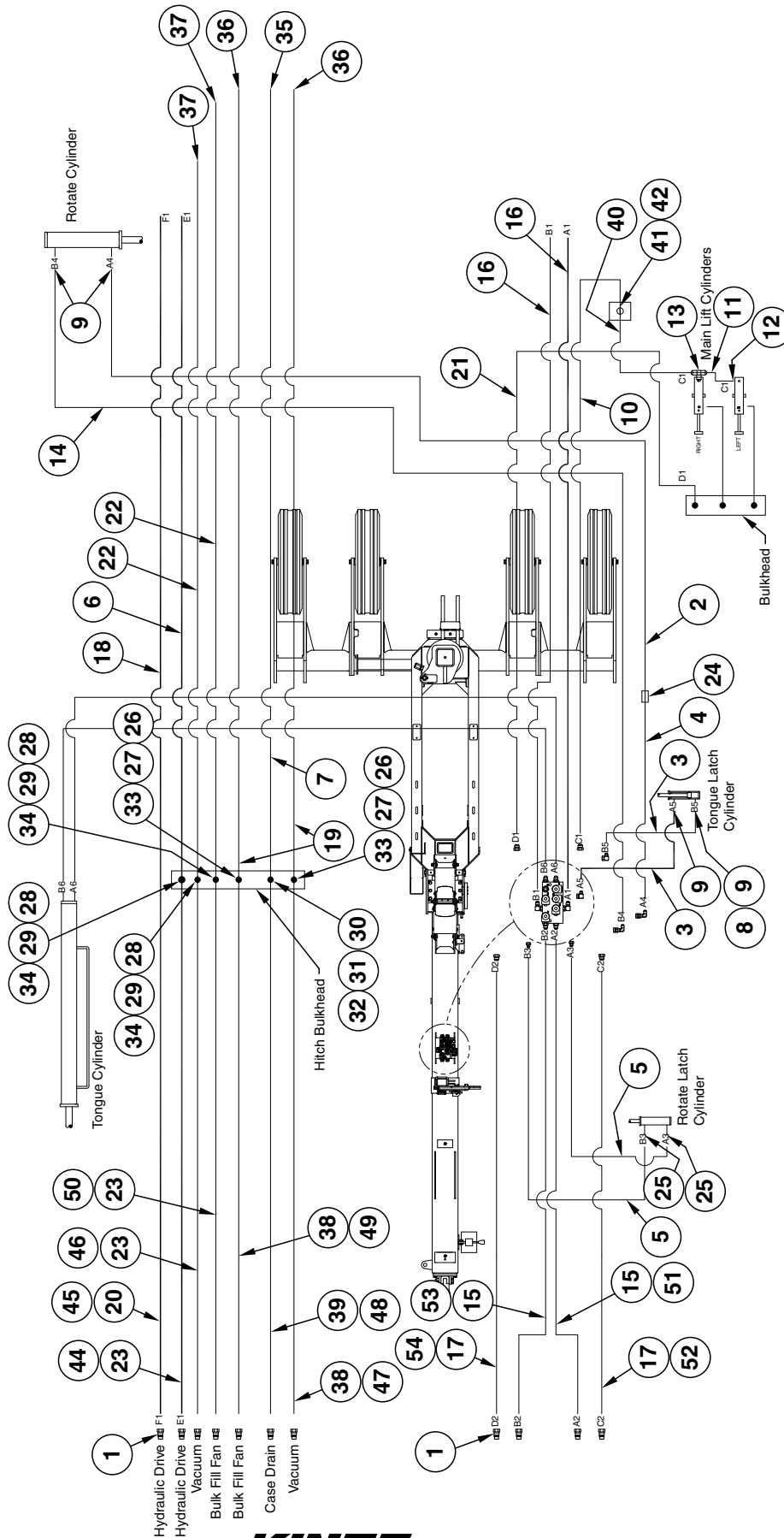
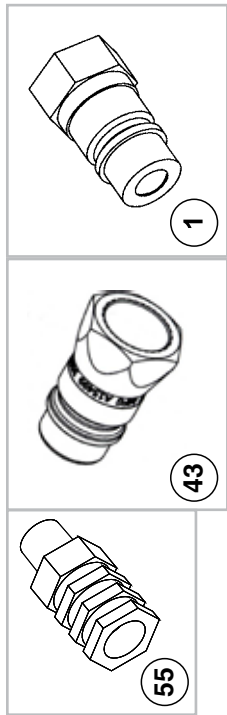
*Hydraulic hose is not stocked by Kinze Repair Parts.

(IP1034a)



ITEM	PART NO.	QTY. (Per Assy.)	DESCRIPTION
1	GA13253	1	Marker Stand
2	G11200	4	Hex Head Cap Screw, 1/2"-13 x 8"
	G10228	4	Lock Washer, 1/2"
	G10102	4	Hex Nut, 1/2"-13
3	GA9088	1	Molded Stop, 12 1/4" Long
4	G10017	2	Hex Head Cap Screw, 1/2"-13 x 1 1/2"
	G11389	2	Flat Washer, 1/2" SAE
	G10111	2	Lock Nut, 1/2"-13
5	GD10088	1	Special Washer
6	GB0218	1	Bushing, 2 1/32" I.D. x 7/8" O.D. x 1 9/32" Long
7	GA13340	1	Chain Lockup
8	G10743	1	Hex Head Cap Screw, 5/8"-11 x 3 3/4"
	G11391	1	Flat Washer, 5/8" SAE
	G10107	1	Lock Nut, 5/8"-11
9	GD19858-01	2	Shim, 6 5/8" x 5 1/4"
10	GD18767	1	Marker Stand Plate

(IP1055bb-1)



ITEM	PART NO.	QTY.	DESCRIPTION
1	GD4086	11	ISO Coupler
2	*A7656	1	Hose Assembly, 1/4" x 200" (06F-06F), 16 Row
	*A1107	1	Hose Assembly, 1/4" x 140" (06F-06F), 12 Row
3	*A1141	2	Hose Assembly, 1/4" x 62" (06F-06F)
4	*A1154	1	Hose Assembly, 1/4" x 72" (06F-06F)
5	*A1189	2	Hose Assembly, 1/4" x 36" (06F-06F)
6	*A11485-224	1	Hose Assembly, 5/8" AR x 224" (12F-12F)
7	*A12097	1	Hose Assembly, 3/8" x 246" (06F-06F)
8	G6502-06	1	Swivel Elbow, 45°, 9/16"-18 Male JIC To Female
9	G6400-06-08 GR1037	4 -	Connector W/O-Ring, 9/16"-18 Male JIC To 3/4"-16 O-Ring O-Ring
10	*A12746	1	Hose Assembly, 1/2" x 256" (08F-10F), 16 Row
	*A12747	1	Hose Assembly, 1/2" x 196" (08F-10F), 12 Row
11	*A1073	1	Hose Assembly, 3/8" x 18" (08F-08F)
12	G6801-08 GR1037	1 -	Elbow W/O-Ring, 90°, 3/4"-16 Male JIC To O-Ring O-Ring
13	G6803-08 GR1037	1 -	Tee, 3/4"-16 Male NPT To O-Ring O-Ring
14	*A7655	1	Hose Assembly, 1/4" x 274" (06F-06F), 16 Row
	*A7653	1	Hose Assembly, 1/4" x 214" (06F-06F), 12 Row
15	*A26936-154	2	Hose Assembly, 3/8" x 154" (08F-1/2M NPTF W/Ext., W/Tip)
16	*A25978-368	2	Hose Assembly, 3/8" x 368", 16 Row (08F-10F)
	*A12078	2	Hose Assembly, 3/8" x 296", 12 Row
17	*A18693-154	2	Hose Assembly, 1/2" x 154" (10F-1/2M NPTF W/Ext., W/Tip)
18	*A18679-243	1	Hose Assembly, 1/2" x 243" (10F-10M)
19	*A12715	2	Hose Assembly, 1/2" x 242" (10F-10F)
20	*A18693-286	1	Hose Assembly, 1/2" x 286" (10F - 1/2M NPTF W/Tip, W/Cap), 16 Row
	*A18693-226	1	Hose Assembly, 1/2" x 226" (10F-1/2M NPTF W/Ext., W/Tip), 12 Row
21	*A12733	1	Hose Assembly, 1/2" x 370" (08F-10F), 16 Row
	*A12743	1	Hose Assembly, 1/2" x 310" (08F-10F), 12 Row
22	*A21519	2	Hose Assembly, 5/8" x 242" (12F-12F)
23	*A21548-346	3	Hose Assembly, 5/8" x 346" (12F - 1/2M NPTF W/Tip, W/Cap), 16 Row
	*A21548-286	1	Hose Assembly, 5/8" x 286" (12F - 1/2M NPTF W/Tip, W/Cap), 12 Row
24	---	-	See "Hydraulic Flow Control Block" on page P243
25	G6801-06-08 GR1037	2 -	Elbow W/O-Ring, 90°, 9/16"-18 Male JIC To 3/4"-16 O-Ring O-Ring
26	G306-10	2	Lock Nut, 7/8"-14
27	G2700-10	2	Bulkhead Tube Union, 7/8"-14 Male JIC
28	G2700-12	3	Bulkhead Tube Union, 1 1/16"-12 Male JIC
29	G306-12	3	Lock Nut, 1 1/16"-12
30	G306-06	1	Lock Nut, 9/16"-18
31	G2700-06-06	1	Bulkhead Tube Union, 9/16"-18 Male JIC
32	G304-C-06	1	Cap Nut, 9/16"-18
33	G304-C-10	2	Cap Nut, 7/8"-14
34	G304-C-12	3	Cap Nut, 1 1/16"-12
35	G2408-06	1	Plug, 9/16"-18 JIC
35	G2408-10	2	Plug, 7/8"-14 JIC
37	G2408-12	2	Plug, 1 1/16"-12 JIC
38	*A18693-286	2	Hose Assembly, 1/2" x 286" (10F - 1/2M NPTF W/Tip, W/Cap)
39	*A26938-286	1	Hose Assembly, 3/8" x 286" (06F - 1/2M NPTF W/Tip, W/Cap), 12 Row
	*A26938-346	1	Hose Assembly, 3/8" x 346" (06F - 1/2M NPTF W/Tip, W/Cap), 16 Row

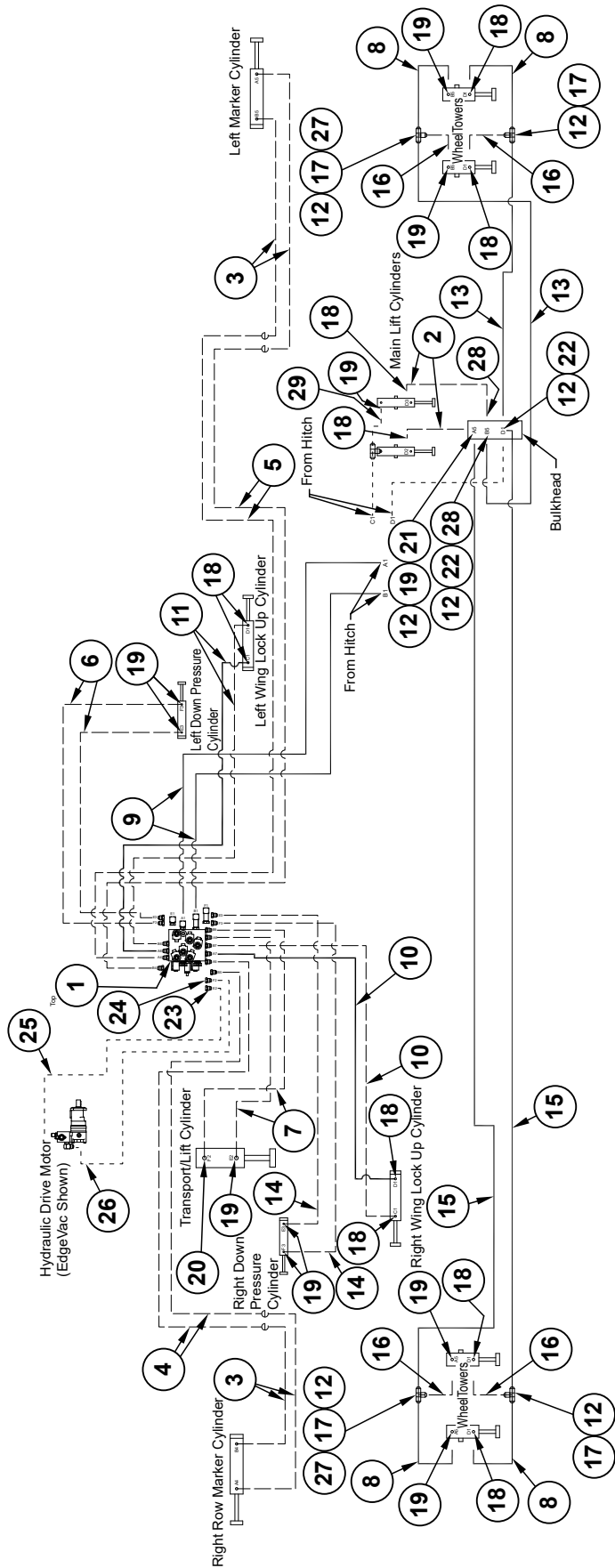
Continued on the next page.

ITEM	PART NO.	QTY.	DESCRIPTION
40	*A1432	1	Hose Assembly, 1/2 x 33"
41	G2701-08	1	Bulkhead Elbow, 90°, 3/4"-16 Male JIC
42	G306-08	1	Lock Nut, 3/4"-16
43	GA15499 GD25522	- -	Special Pioneer Coupler, Zero Pressure Return Hydraulic Tip Cover
44	GA26924-10	1	Hose Label/Cover, Black (Retract)
45	GA26924-09	1	Hose Label/Cover, Black (Extend)
46	GA26924-06	1	Hose Label/Cover, Green (Retract)
47	GA26924-05	1	Hose Label/Cover, Green (Extend)
48	GA26924-11	1	Hose Label/Cover, Orange (Retract)
49	GA26924-07	1	Hose Label/Cover, Yellow (Extend)
50	GA26924-08	1	Hose Label/Cover, Yellow (Retract)
51	GA26924-03	1	Hose Label/Cover, Blue (Extend)
52	GA26924-01	1	Hose Label/Cover, Red (Extend)
53	GA26924-04	1	Hose Label/Cover, Blue (Retract)
54	GA26924-02	1	Hose Label/Cover, Red (Retract)
55	GD36866	-	Fitting, 1/2"

*Hydraulic hose is not stocked by Kinze Repair Parts.

This page left blank intentionally.

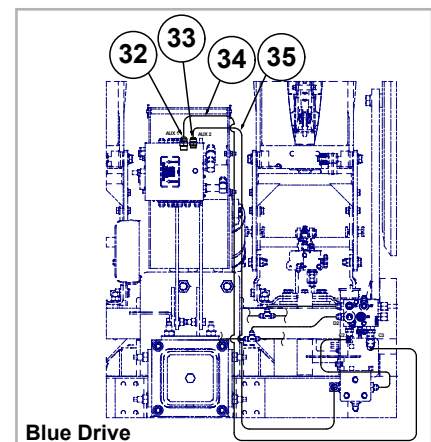
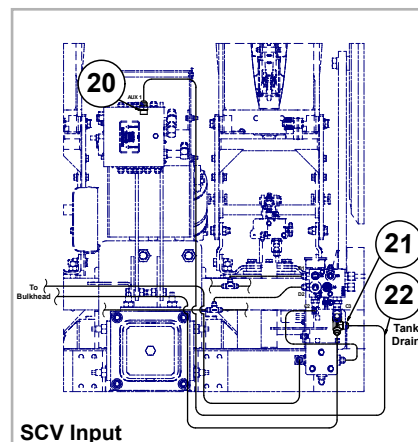
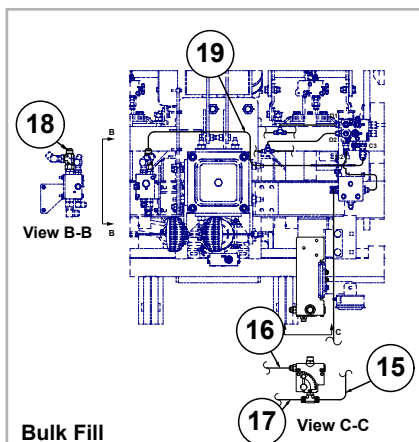
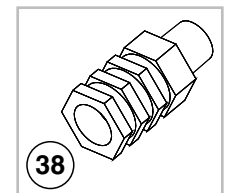
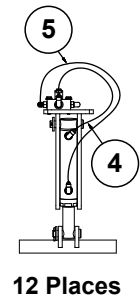
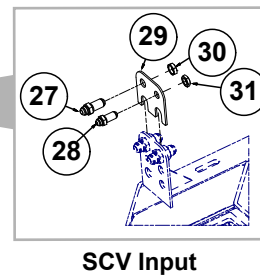
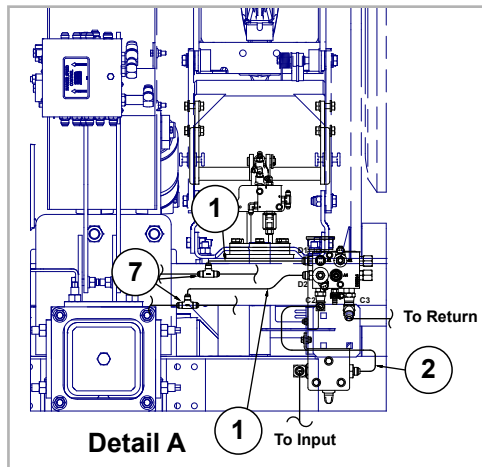
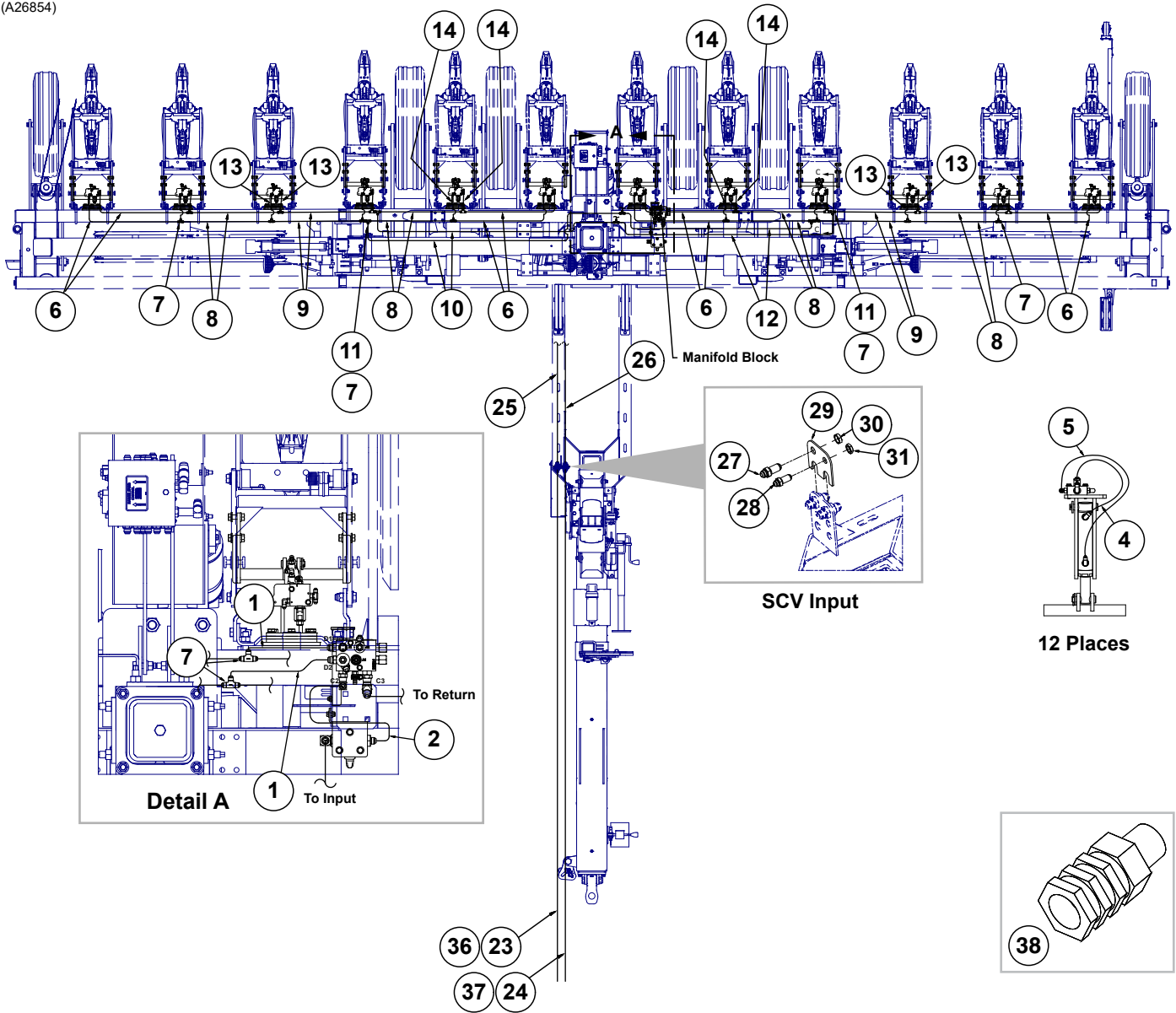
(IP1055aa-1)



ITEM	PART NO.	QTY.	DESCRIPTION
1	---	-	See "Valve Blocks - Located on Rear Center Frame" on page P235
2	*A1025	2	Hose Assembly, 3/8" x 148"
3	*A12065	4	Hose Assembly, 3/8" x 50"
4	*A1097	2	Hose Assembly, 3/8" x 288", 16 Row
	*A12042	2	Hose Assembly, 3/8" x 228", 12 Row
5	*A3103	2	Hose Assembly, 3/8" x 316", 16 Row
	*A12077	2	Hose Assembly, 3/8" x 256", 12 Row
6	*A3137	2	Hose Assembly, 3/8" x 140"
7	*A3157	2	Hose Assembly, 3/8" x 70"
8	*A3127	4	Hose Assembly, 3/8" x 58"
9	*A12071	2	Hose Assembly, 3/8" x 356"
10	*A1008	2	Hose Assembly, 3/8" x 110"
11	*A3137	2	Hose Assembly, 3/8" x 140"
12	G306-08	7	Lock Nut, 3/4"-16
13	*A1093	2	Hose Assembly, 3/8" x 230"
14	*A1008	2	Hose Assembly, 3/8" x 110"
15	*A12062	2	Hose Assembly, 3/8" x 212"
16	*A1086	4	Hose Assembly, 3/8" x 28"
17	G2704-08	4	Bulkhead Tee, 3/4"-16 JIC
18	G6400-08	10	Connector W/O-Ring, 3/4"-16 Male JIC To O-Ring
	GR1037	-	O-Ring
19	G6801-08	10	Elbow W/O-Ring, 90°, 3/4"-16 Male JIC To O-Ring
	GR1037	-	O-Ring
20	G6801-LL-08	1	X-Long Elbow W/O-Ring, 90°, 3/4"-16 Male JIC To O-Ring
21	G2701-08	1	Bulkhead Elbow, 90°, 3/4"-16 Male JIC
22	G2703-08	2	Bulkhead Tee, 3/4"-16 Male JIC
23	G6400-10-08	1	Connector W/O-Ring, 7/8"-14 Male JIC To 3/4"-16 O-Ring (Used W/Vacuum)
	G6400-08	1	Connector W/O-Ring, 3/4"-16 Male JIC To O-Ring (Used W/Mechanical)
	GR1037	-	O-Ring
24	G6400-12-10	1	Connector W/O-Ring, 1 1/16"-12 Male JIC To 7/8"-14 O-Ring (Used W/Vacuum)
	G6400-10	1	Connector W/O-Ring, 7/8"-14 Male JIC To O-Ring (Used W/Mechanical)
	GR1466	-	O-Ring
25	*A1425	1	Hose Assembly, 1/2" x 60" (Used W/Vacuum)
	*A1022	-	Hose Assembly, 3/8" x 60" (Used W/Mechanical)
26	*A3363	1	Hose Assembly, 3/4" x 60" (Used W/Vacuum)
	*A1425	-	Hose Assembly, 1/2" x 60" (Used W/Mechanical)
27	G6500-08	2	Swivel Elbow, 90°, 3/4"-16 Male JIC To Female
28	G6502-08	2	Swivel Elbow, 45°, 3/4"-16 Male JIC To Female
29	*A1073	1	Hose Assembly, 3/8" x 18"

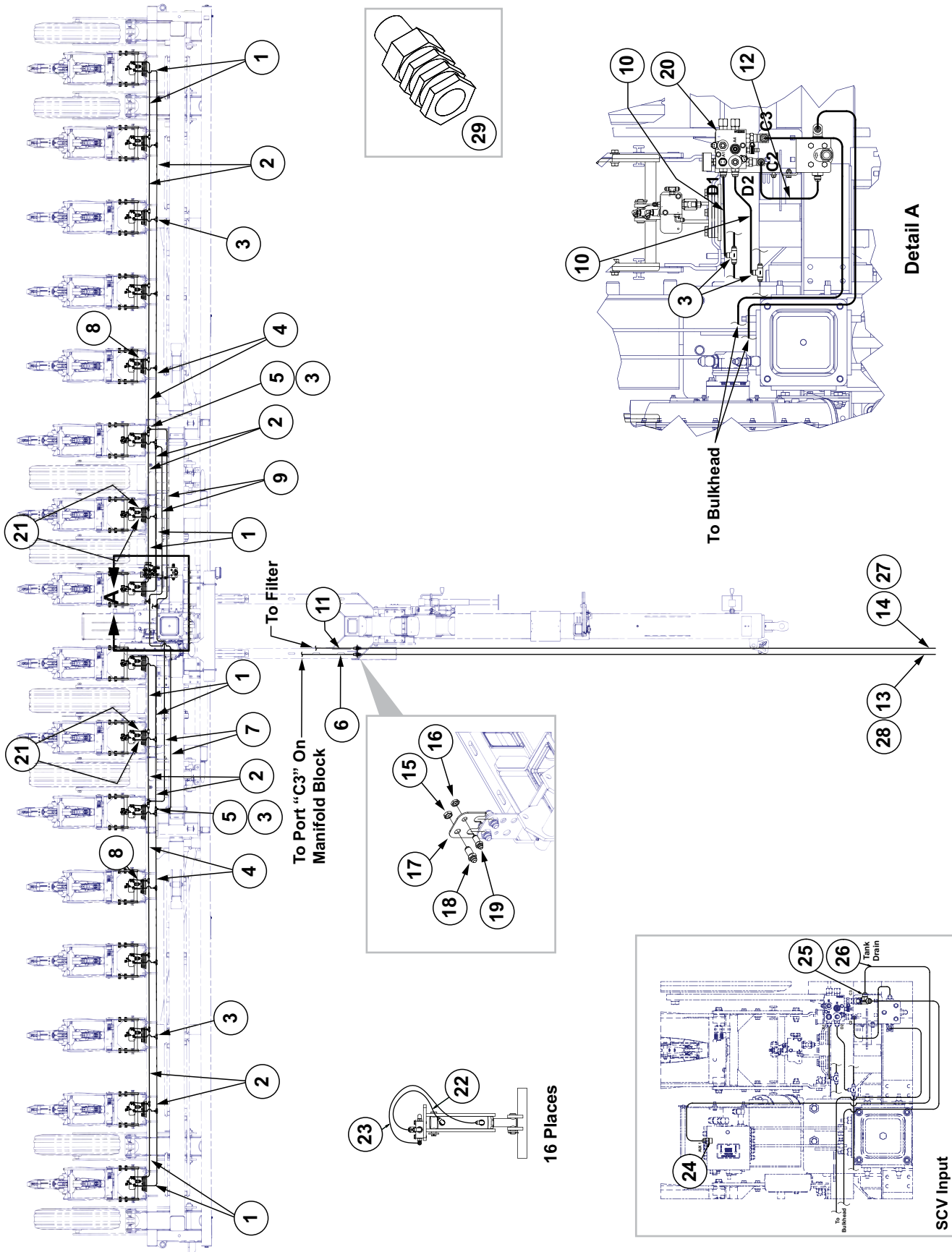
* Hydraulic hose is not stocked by Kinze Repair Parts.

(A26854)



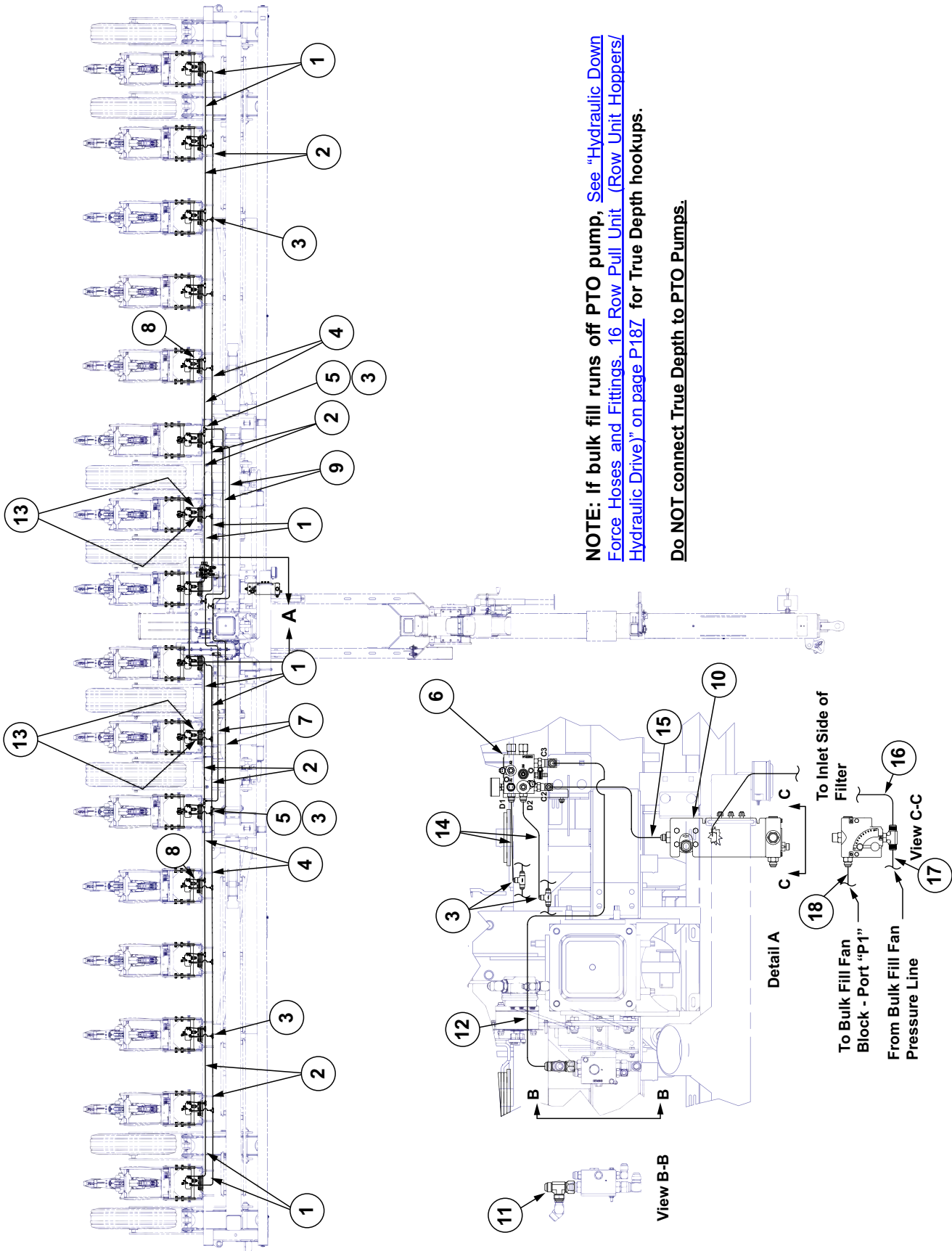
ITEM	PART NO.	QTY.	DESCRIPTION
1	*A25504-25	2	Hose Assembly, 3/8" x 25" (08F S90-06F)
2	*A18671-29	1	Hose Assembly, 1/2" x 29" (08F-08F90S)
3	G6801-04-04	24	90° Adjustable Elbow, 7/16"-20
4	*A7678-13	12	Hose Assembly, 1/4" x 13" (04F-04F)
5	*A7677-20	12	Hose Assembly, 1/4" x 20" (04F - 04F STD 90)
6	*A7680-35	8	Hose Assembly, 1/4" X 35" (04F-06F)
7	G2603-06	18	Tee, 9/16"-18 Male JIC
8	*A12038	8	Hose Assembly, 3/8" x 30" (06F-06F)
9	*A15081-48	4	Hose Assembly, 3/8" x 48" (06F-06F)
10	*A15081-90	2	Hose Assembly, 3/8" x 90" (06F-06F)
11	G6602-06	4	Swivel Tee, 9/16"-18 JIC
12	*A15081-78	2	Hose Assembly, 3/8" x 78" (06F-06F)
13	*A7680-9	12	Hose Assembly, 1/4" x 9" (04F-06F)
14	*A7681-15	4	Hose Assembly, 1/4" x 15" (04F 90S-06F)
15	*A18683-24	1	Hose Assembly, 1/2" x 24" (10F-10F90S)
16	*A1464	1	Hose Assembly, 1/2" x 72" (10F-10F)
17	*A1408	1	Hose Assembly, 1/2" x 36" (10M-10F)
18	G6602-12	1	Swivel Tee, 1 1/16"-12
19	*A25503	1	Hose Assembly, 5/8" x 60" (10F-12F)
20	G6400-10	1	Connector W/O-Ring, 7/8"-14 Male JIC To O-Ring
21	G6602-10	1	Swivel Tee, 7/8"-14 JIC
22	*A21530-76	1	Hose Assembly, 5/8" x 76" (10F-10F)
23	*A21531-304	1	Hose Assembly, 5/8" x 304" (10F-1/2M NPTF W/Tip SP)
24	*A18669-304	1	Hose Assembly, 1/2" x 304" (1/2M NPTF W/Tip-08F)
25	*A11440	1	Hose Assembly, 5/8" x 244" (10F-10F)
26	*A18667-244	1	Hose Assembly, 1/2" x 244" (08F-08F)
27	G2700-10	1	Bulkhead Tube Union, 7/8"-14 Male JIC
28	G2700-08	1	Bulkhead Tube Union, 3/4"-16 Male JIC
29	GD35443	1	Bulkhead Plate
30	G306-10	1	Lock Nut, 7/8"-14
31	G306-08	1	Lock Nut, 3/4"-16
32	G6400-10 GR1466	1 -	Connector W/O-Ring, 7/8"-14 Male JIC To O-Ring O-Ring
33	G6400-10-08 GR1037	1 -	Connector W/O-Ring, 7/8"-14 Male JIC To 3/4"-16 O-Ring O-Ring
34	*A21530-76	1	Hose Assembly, 5/8" x 76" (10F-10F)
35	*A18666-76	1	Hose Assembly, 1/2" x 76" (10F-10F)
36	GA26924-12	1	Hose Label/Cover, Light Brown (Extend)
37	GA26924-13	1	Hose Label/Cover, Light Brown (Retract)
38	GD36866	-	Fitting, 1/2"

* Hydraulic hose is not stocked by Kinze Repair Parts.



ITEM	PART NO.	QTY.	DESCRIPTION
1	*A7680-35	8	Hose Assembly, 1/4" X 35" (04F-06F)
2	*A12038	16	Hose Assembly, 3/8" x 30" (06F-06F)
3	G2603-06	26	Tee, 9/16"-18 Male JIC
4	*A15081-48	4	Hose Assembly, 3/8" x 48" (06F-06F)
5	G6602-06	4	Swivel Tee, 9/16"-18 JIC
6	*A11440	1	Hose Assembly, 5/8" x 244" (10F-10F)
7	*A15081-90	2	Hose Assembly, 3/8" x 90" (06F-06F)
8	*A7680-9	20	Hose Assembly, 1/4" x 9" (04F-06F)
9	*A15081-78	2	Hose Assembly, 3/8" x 78" (06F-06F)
10	*A25504-25	2	Hose Assembly, 3/8" x 25" (08F S90-06F)
11	*A18667-244	1	Hose Assembly, 1/2" x 244" (08F-08F)
12	*A18671-29	1	Hose Assembly, 1/2" x 29" (08F-08F90S)
13	*A21531-334	1	Hose Assembly, 5/8" x 334" (1/2M NPTF W/Tip Special-10F)
14	*A18669-334	1	Hose Assembly, 1/2" x 334" (1/2M W/Tip-08F)
15	G306-10	1	Lock Nut, 7/8"-14
16	G306-08	1	Lock Nut, 3/4"-16
17	GD35443	1	Bulkhead Plate
18	G2700-10	1	Bulkhead Tube Union, 7/8"-14 Male JIC
19	G2700-08	1	Bulkhead Tube Union, 3/4"-16 Male JIC
20	---	-	See "Down Force Manifold Block and In-Line Filter Assembly (Conventional/Hydraulic Drive and Blue Drive)" on page P245
21	*A7681-15	4	Hose Assembly, 1/4" x 15" (04F 90S-06F)
22	*A7678-13	12	Hose Assembly, 1/4" x 13" (04F-04F)
23	*A7677-20	12	Hose Assembly, 1/4" x 20" (04F - 04F STD 90)
24	G6400-10	1	Connector W/O-Ring, 7/8"-14 Male JIC To O-Ring
25	G6602-10	1	Swivel Tee, 7/8"-14 JIC
26	*A21530-76	1	Hose Assembly, 5/8" x 76" (10F-10F)
27	GA26924-12	1	Hose Label/Cover, Light Brown (Extend)
28	GA26924-13	1	Hose Label/Cover, Light Brown (Retract)
29	GD36866	-	Fitting, 1/2"

* Hydraulic hose is not stocked by Kinze Repair Parts.

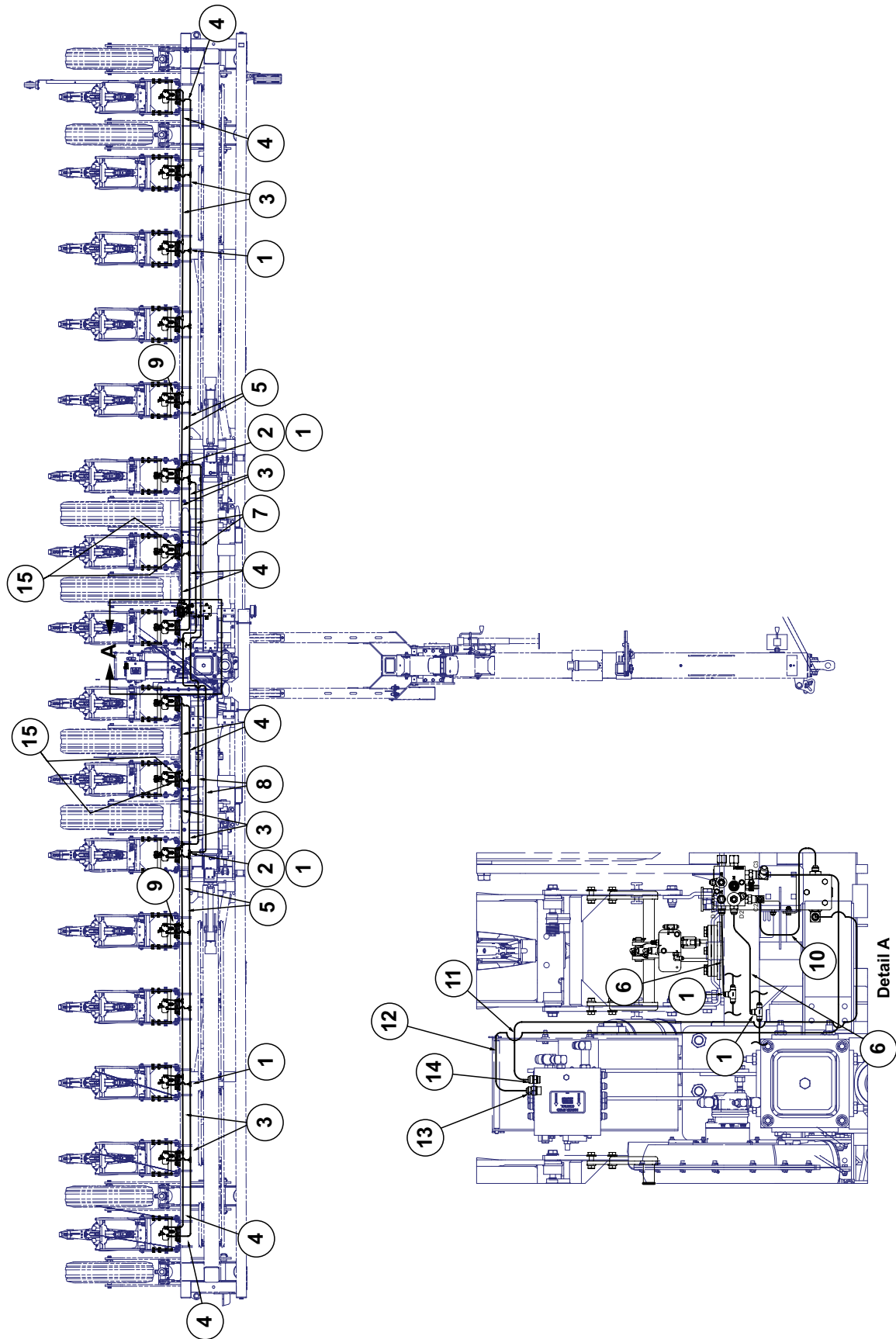


NOTE: If bulk fill runs off PTO pump, See ["Hydraulic Down Force Hoses and Fittings...16 Row Pull Unit \(Row Unit Hoppers/Hydraulic Drive\)"](#) on page P187 for True Depth hookups.

Do NOT connect True Depth to PTO Pumps.

ITEM	PART NO.	QTY.	DESCRIPTION
1	*A7680-35	8	Hose Assembly, 1/4" X 35" (04F-06F)
2	*A12038	16	Hose Assembly, 3/8" x 30" (06F-06F)
3	G2603-06	26	Tee, 9/16"-18 Male JIC
4	*A15081-48	4	Hose Assembly, 3/8" x 48" (06F-06F)
5	G6602-06	4	Swivel Tee, 9/16"-18 JIC
6	---	-	See "Down Force Manifold Block" on page P247
7	*A15081-90	2	Hose Assembly, 3/8" x 90" (06F-06F)
8	*A7680-9	20	Hose Assembly, 1/4" x 9" (04F-06F)
9	*A15081-78	2	Hose Assembly, 3/8" x 78" (06F-06F)
10	---	-	See "Down Force Manifold Block" on page P247
11	G6602-12	1	Swivel Tee, 1 1/16"-12
12	*A25503	1	Hose Assembly, 5/8" x 60" (10F-12F)
13	*A7681-15	4	Hose Assembly, 1/4" x 15" (04F 90S-06F)
14	*A25504-25	2	Hose Assembly, 3/8" x 25" (08F S90-06F)
15	*A18671-30	1	Hose Assembly, 1/2" x 30" (08F-08F90S)
16	*A18683-24	1	Hose Assembly, 1/2" x 24" (10F-10F90S)
17	*A1408	1	Hose Assembly, 1/2" x 36" (10M-10F)
18	*A1464	1	Hose Assembly, 1/2" x 72" (10F-10F)

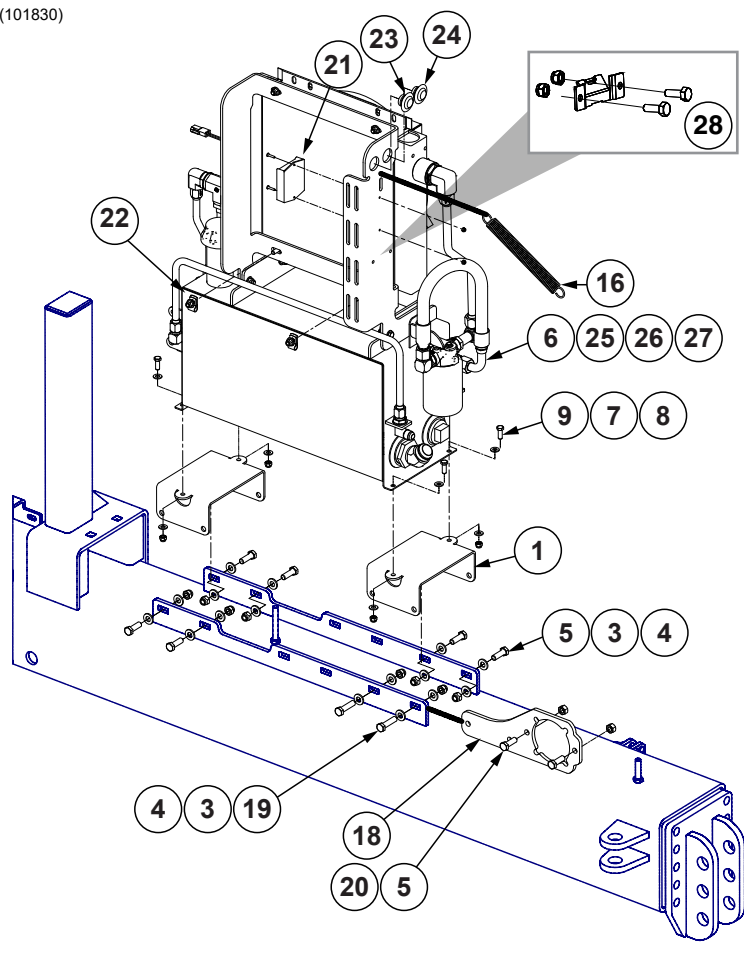
* Hydraulic hose is not stocked by Kinze Repair Parts.



ITEM	PART NO.	QTY.	DESCRIPTION
1	G2603-06	26	Tee, 9/16"-18 Male JIC
2	G6602-06	4	Swivel Tee, 9/16"-18 JIC
3	*A12038	16	Hose Assembly, 3/8" x 30" (06F-06F)
4	*A7680-35	8	Hose Assembly, 1/4" x 35" (04F-06F)
5	*A15081-48	4	Hose Assembly, 3/8" x 48" (06F-06F)
6	*A25504-25	2	Hose Assembly, 3/8" x 25" (08F S90-06F)
7	*A15081-78	2	Hose Assembly, 3/8" x 78" (06F-06F)
8	*A15081-90	2	Hose Assembly, 3/8" x 90" (06F-06F)
9	*A7680-11	20	Hose Assembly, 1/4" x 11" (04F-06F)
10	*A18671-29	1	Hose Assembly, 1/2" x 29" (08F-08F90S)
11	*A18666-76	1	Hose Assembly, 1/2" x 76" (10F-10F)
12	*A21530-76	1	Hose Assembly, 5/8" x 76" (10F-10F)
13	G6400-10 GR1466	1 -	Connector W/O-Ring, 7/8"-14 Male JIC To O-Ring O-Ring
14	G6400-10-08 GR1037	1 -	Connector W/O-Ring, 7/8"-14 Male JIC To 3/4"-16 O-Ring O-Ring
15	*A7681-15	4	Hose Assembly, 1/4" x 15" (04F 90S-06F)

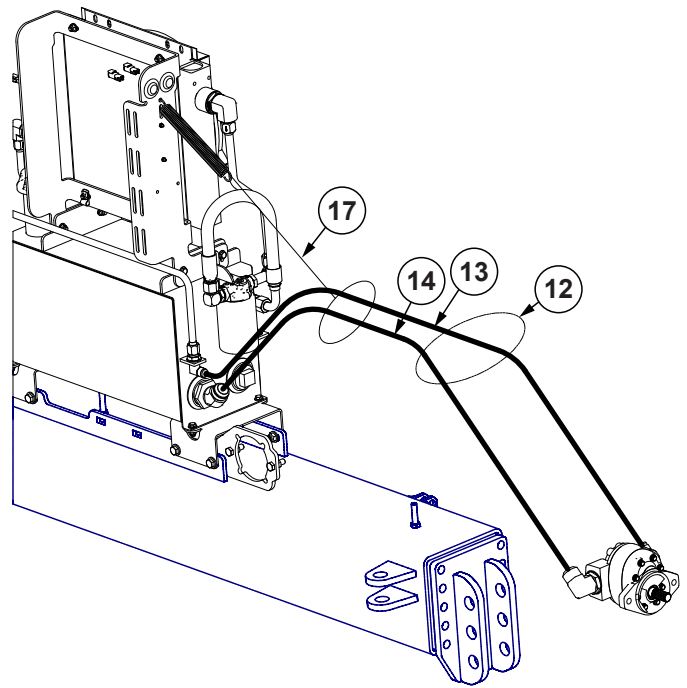
* Hydraulic hose is not stocked by Kinze Repair Parts.

(101830)



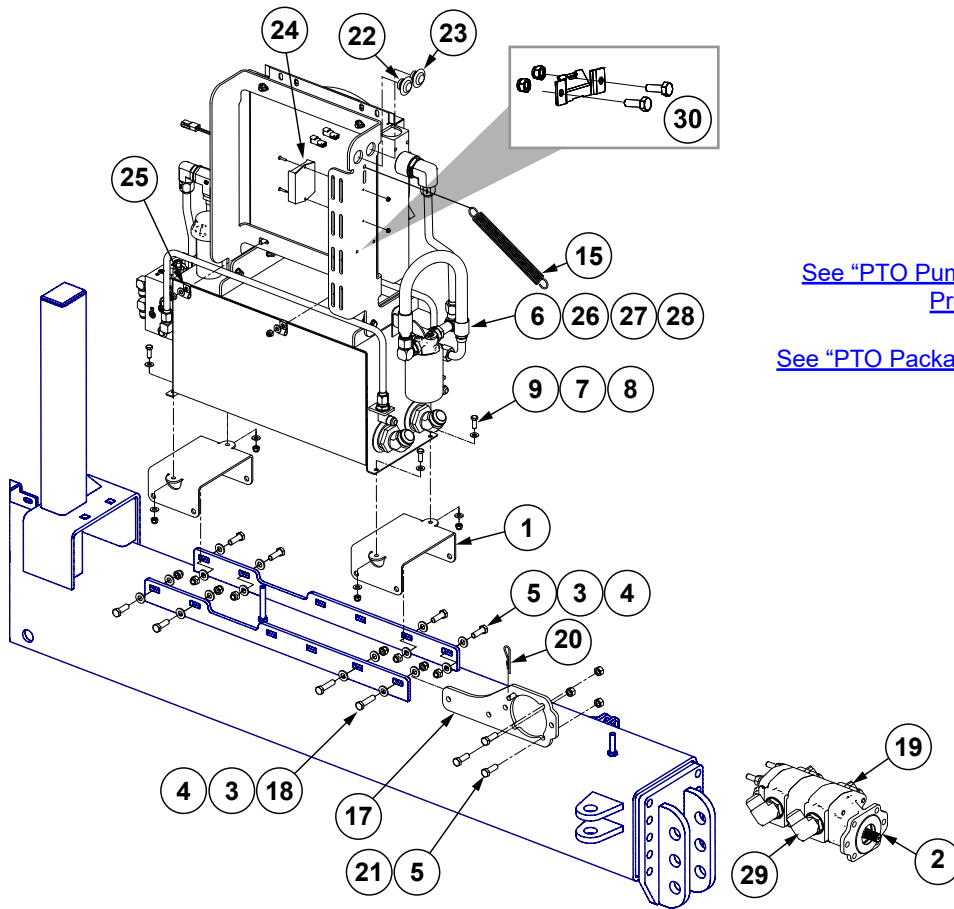
[See "PTO Pump Hydraulic Schematics \(2021-2022 Production\)" on page P197](#)

[See "PTO Package Electrical Schematic" on page P266](#)



ITEM	PART NO.	QTY.	DESCRIPTION
1	G10181501	2	Reservoir Mount Bracket
2	GA14446 GR2025	1 -	PTO Pump Seal Kit
3	G11389	16	Flat Washer, 1/2" Plated SAE
4	G10111	8	Lock Nut, 1/2"-13
5	G10017	8	Hex Head Cap Screw, 1/2"-13 x 1 1/2"
6	---	-	See "Single Stage PTO Reservoir Assembly (Non-Blue Drive)" on page P203
	---	-	See "Single Stage PTO Reservoir Assembly (Blue Drive) 2021 Production Only" on page P205
7	G11387	8	Flat Washer, 3/8" SAE
8	G10108	4	Lock Nut, 3/8"-16
9	G10001	4	Hex Head Cap Screw, 3/8"-16 x 1"
10	G6801-20	1	Elbow W/O-Ring, 90°, 1 5/8"-12 Male JIC To O-Ring
11	G6801-12 GR1467	1	Elbow W/O-Ring, 90°, 1 1/16"-12 Male JIC To O-Ring O-Ring
12	GD19383-03	1	Hose Wrap, 60"
13	*A25707-72	1	Hose Assembly, 1/2" AR x 72" (10F45-12F)
14	*A11810-72	1	Hose Assembly, 1 1/4" x 72" (20F - 20F)
15	---	---	---
16	GD0829	1	Spring
17	GA14152	1	Hose Strap
18	G10299802	1	PTO Pump Mount Plate
19	G10016	2	Hex Head Cap Screw, 1/2"-13 x 2"
20	G10102	2	Hex Nut, 1/2"-13
21	G10396901	1	Reverser Module Assembly
22	GD6291	2	Insulated Clamp, 3/8"
23	G10098401	1	PTO Red Light Harness
24	G10098301	1	PTO Green Light Harness
25	---	---	See "PTO Package Electrical Schematic" on page P266
26	---	---	See "PTO Package Electrical Schematic" on page P266
27	---	---	See "PTO Package Electrical Schematic" on page P266
28	G10567801	1	Relay Module Mount Bracket
	G10110	2	Lock Nut, 1/4"-20, Grade B
	G10023	2	Hex Head Cap Screw, 1/4"-20 x 3/4"

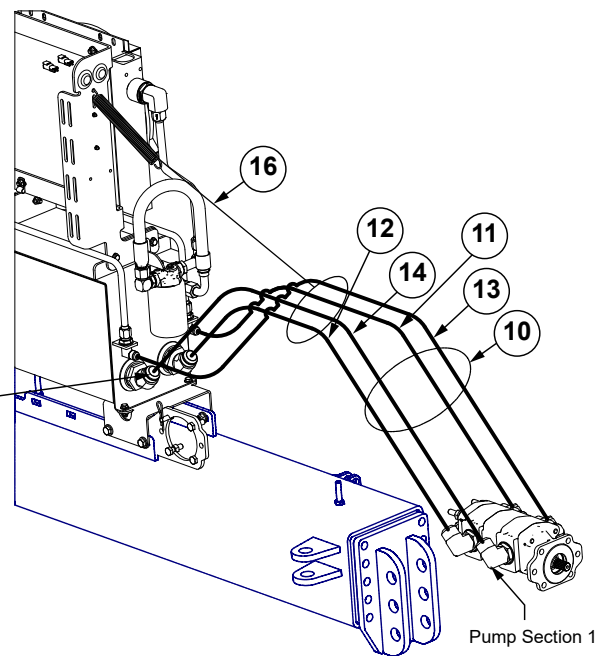
* Hydraulic hose is not stocked by Kinze Repair Parts.



[See "PTO Pump Hydraulic Schematics \(2021-2022 Production\)" on page P197](#)

[See "PTO Package Electrical Schematic" on page P266](#)

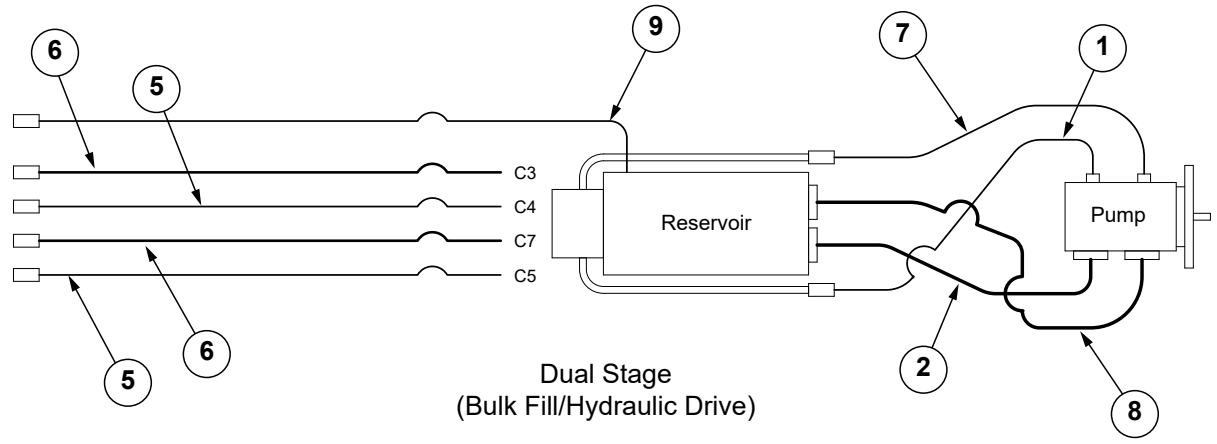
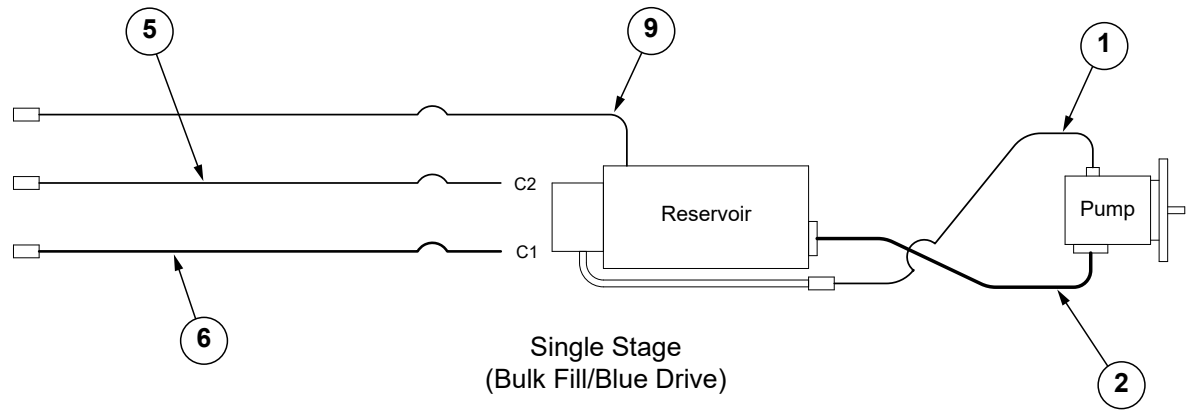
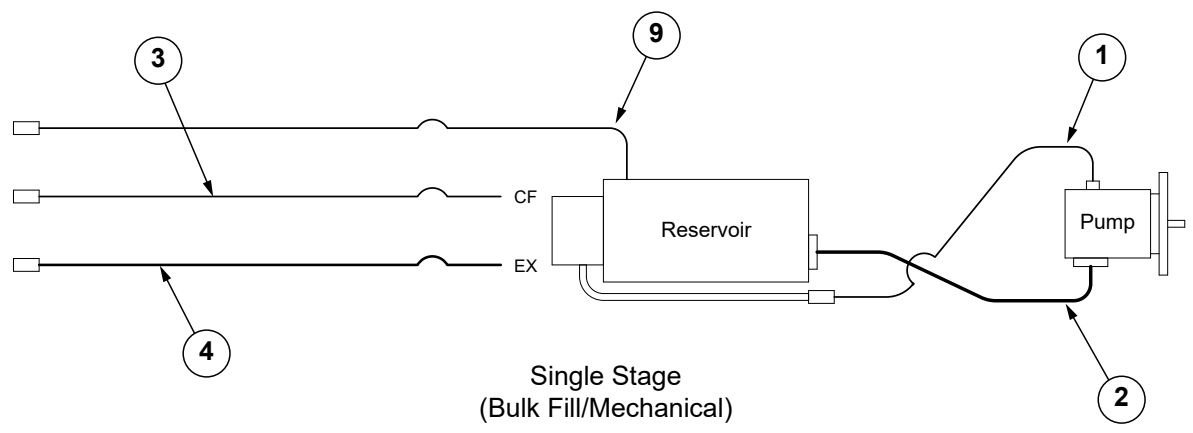
R.H. Ports to Section 1 of Pump (Bulk Fill)
L.H. Ports to Section 2 of Pump (Vacuum)



ITEM	PART NO.	QTY.	DESCRIPTION
1	G10181501	2	Reservoir Mount Bracket
2	G10285701 GR2383	1 -	PTO Pump Seal Kit
3	G11389	16	Flat Washer, 1/2" Plated SAE
4	G10111	8	Lock Nut, 1/2"-13
5	G10017	8	Hex Head Cap Screw, 1/2"-13 x 1 1/2"
6	---	1	See "Dual Stage PTO Reservoir Assembly (Blue Drive)" on page P207
7	G11387	8	Flat Washer, 3/8" SAE
8	G10108	4	Lock Nut, 3/8"-16
9	G10001	4	Hex Head Cap Screw, 3/8"-16 x 1"
10	GD19383-03	1	Hose Wrap, 60"
11	*A25707-68	1	Hose Assembly, 1/2" AR x 68" (10F45-12F)
12	*A11810-68	1	Hose Assembly, 1 1/4" x 68" (20F - 20F)
13	*A25707-72	1	Hose Assembly, 1/2" AR x 72" (10F45-12F)
14	*A11810-72	1	Hose Assembly, 1 1/4" x 72" (20F - 20F)
15	GD0829	1	Spring
16	GA14152	1	Hose Strap
17	G10299701	1	PTO Pump Mount
18	G10016	2	Hex Head Cap Screw, 1/2"-13 x 2"
19	G6801-12 GR1467	2 -	Elbow W/O-Ring, 90°, 1 1/16"-12 Male JIC To O-Ring O-Ring
20	G10592	1	Hair Pin Clip, No. 11
21	G10102	2	Hex Nut, 1/2"-13
22	G10098401	1	PTO Red Light Harness
23	G10098301	1	PTO Green Light Harness
24	G10396901	1	Reverser Module Assembly
25	GD6291	2	Insulated Clamp, 3/8"
26	---	---	See "PTO Package Electrical Schematic" on page P266
27	---	---	See "PTO Package Electrical Schematic" on page P266
28	---	---	See "PTO Package Electrical Schematic" on page P266
29	G6801-20	2	Elbow W/O-Ring, 90°, 1 5/8"-12 Male JIC To O-Ring
30	G10567801 G10110 G10023	1 2 2	Relay Module Mount Bracket Lock Nut, 1/4"-20, Grade B Hex Head Cap Screw, 1/4"-20 x 3/4"

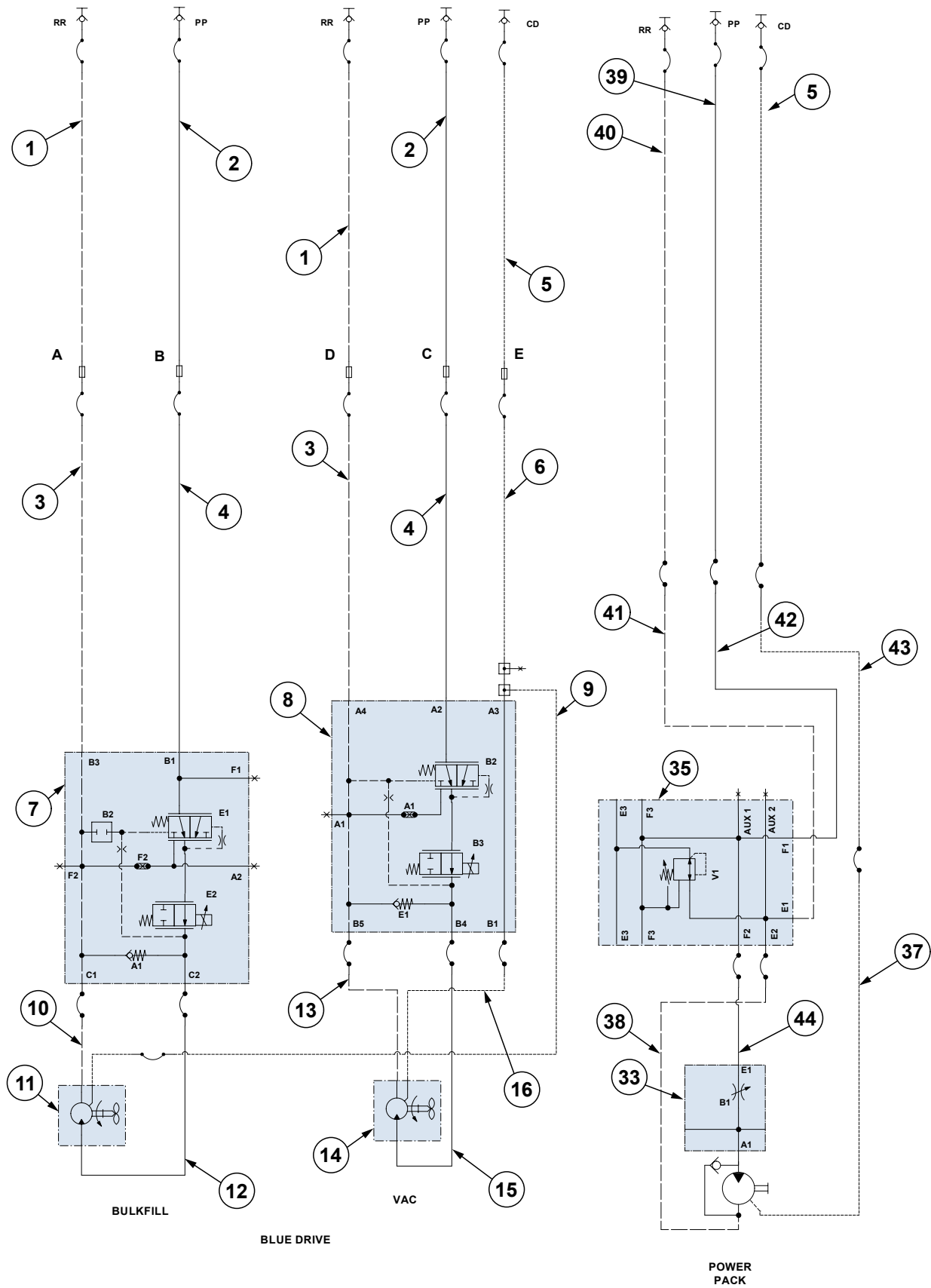
* Hydraulic hose is not stocked by Kinze Repair Parts.

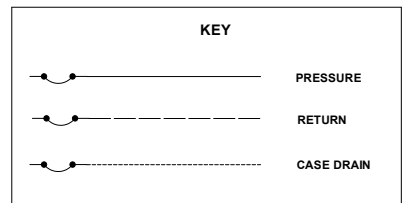
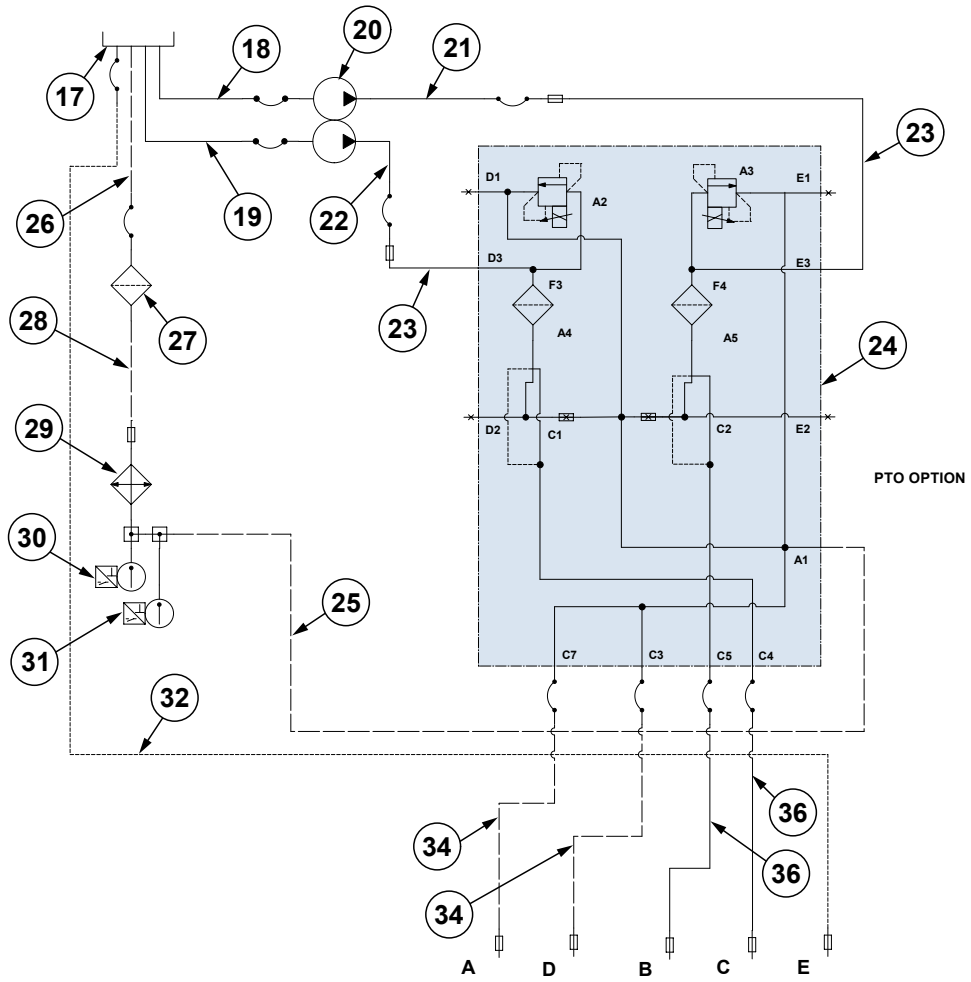
(IP1658)



ITEM	PART NO.	QTY.	DESCRIPTION
1	*A25707-68	1	Hose Assembly, 1/2" AR x 68" (10F45-12F)
2	*A11810-68	1	Hose Assembly, 1 1/4" x 68" (20F - 20F)
3	*A25708-152	1	Hose Assembly, 1/2" AR x 152" (10F-10F90), 12R
	*A25708-212	1	Hose Assembly, 1/2" AR x 212" (10F-10F90), 16R
4	*A11490-218	1	Hose Assembly, 5/8" AR x 218" (10F90M - 12F), 12R
	*A11490-278	1	Hose Assembly, 5/8" AR x 278" (10F90M - 12F), 16 Row
5	*A18629-152	1	Hose Assembly, 1/2" AR x 152" (10F-10F), 12R
	*A18629-212	1	Hose Assembly, 1/2" AR x 212" (10F - 10F), 16R
6	*A11482-158	1	Hose Assembly, 5/8" AR x 158" (10F-12F), 12R
	*A11482-214	1	Hose Assembly, 5/8" AR x 214" (10F - 10F), 16R
7	*A25707-72	1	Hose Assembly, 1/2" AR x 72" (10F45-12F)
8	*A11810-72	1	Hose Assembly, 1 1/4" x 72" (20F - 20F)
9	*A15092-152	1	Hose Assembly, 3/8" x 152" (06F-08F), 12R
	*A15092-212	1	Hose Assembly, 3/8" x 212" (06F-08F), 16R

* Hydraulic hose is not stocked by Kinze Repair Parts.



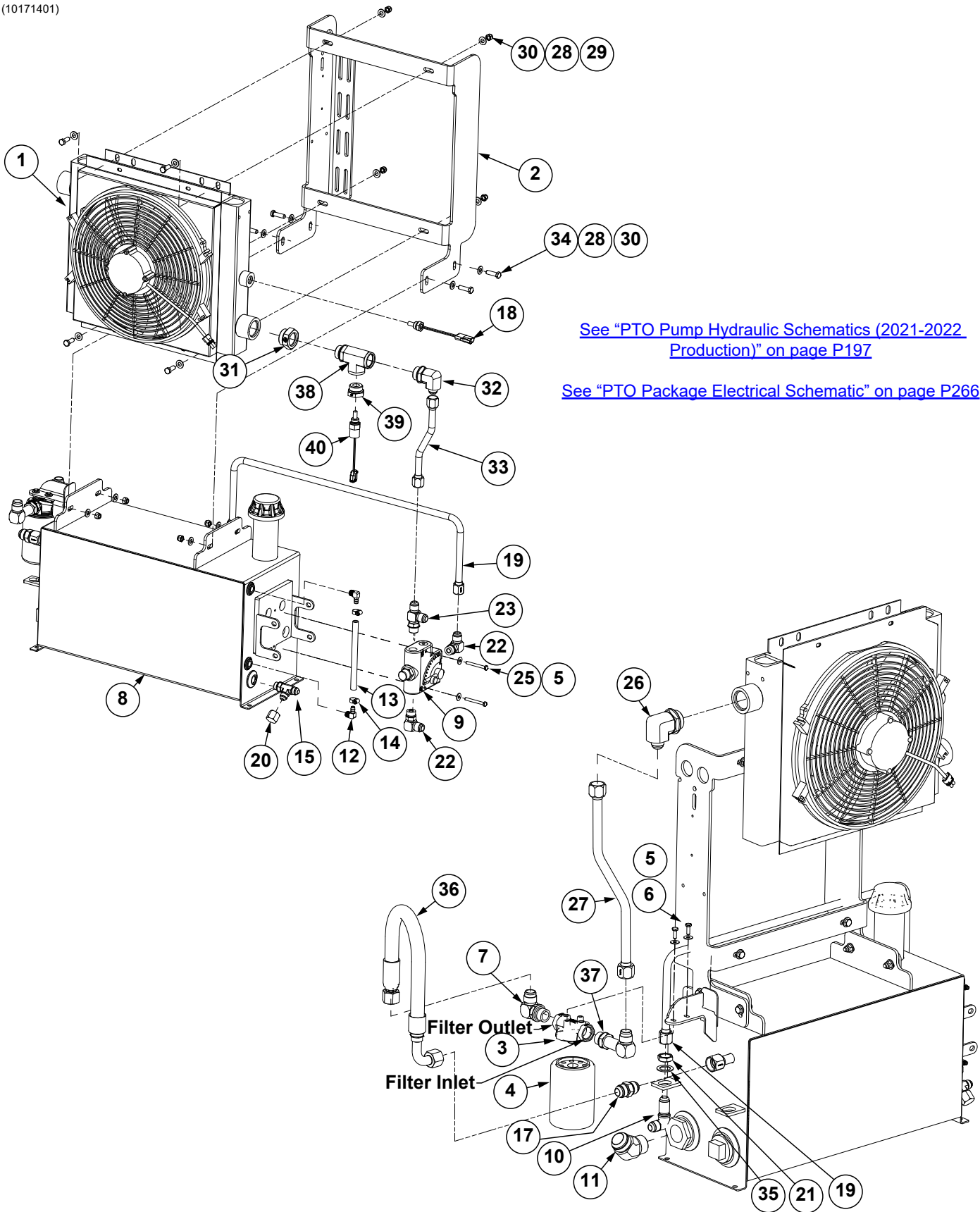


ITEM	PART NO.	QTY.	DESCRIPTION
1	*A21548-286	2	Hose Assembly, 5/8" x 286" (12F - 1/2M NPTF W/Tip, W/Cap), 12 Row
	*A21548-346	2	Hose Assembly, 5/8" x 346" (12F - 1/2M NPTF W/Tip, W/Cap), 16 Row
2	*A18693-286	2	Hose Assembly, 1/2" x 286" (10F - 1/2M NPTF W/Tip, W/Cap), 12 Row
	*A18693-346	2	Hose Assembly, 1/2" x 346" (10F - 1/2M NPTF W/Tip, W/Cap), 16 Row
3	*A21519	2	Hose Assembly, 5/8" x 242 (12F-12F)
4	*A12715	2	Hose Assembly, 1/2" x 242" (10F-10F)
5	*A26938-286	2	Hose Assembly, 3/8" x 286" (06F - 1/2M NPTF W/Tip, W/Cap), 12 Row
	*A26938-346	2	Hose Assembly, 3/8" x 346" (06F - 1/2M NPTF W/Tip, W/Cap), 16 Row
6	*A12097	1	Hose Assembly, 3/8" x 246" (06F-06F)
7	---	1	See "Bulk Fill Valve Block, Blue Drive" on page P239
8	---	1	See "Vacuum Fan Motor Valve Block Assembly (Located Below Vacuum Fan Motor Assembly), Blue Drive" on page P103
9	*A12014	1	Hose Assembly, 3/8" x 34" (06F-06F)
10	*A3365	1	Hose Assembly, 3/4" x 35" (12F - 12F)
11	---	1	See "Bulk Fill Fan Assembly" on page P109
12	*A1424	1	Hose Assembly, 1/2" x 30" (10F-10F)
13	*A25487-40	1	Hose Assembly, 5/8" x 40" (10F-12F)
14	GA24543	1	See "Digital Vacuum Gauge, Analog Vacuum Gauge, and Vacuum Fan Assembly" on page P97
15	*A12790	1	Hose Assembly, 1/2" x 28" (08F-10F)
16	*A12002	1	Hose Assembly, 3/8" x 32" (06F-06F)
17	G10395901	1	See "Dual Stage PTO Reservoir Assembly (Blue Drive)" on page P207
18	*A11810-72	1	Hose Assembly, 1 1/4" x 72" (20F - 20F)
19	*A11810-68	1	Hose Assembly, 1 1/4" x 68" (20F - 20F)
20	---	1	See "PTO Pump and Oil Cooler - Dual Stage (2022 Production and On)" on page P195
21	*A25707-72	1	Hose Assembly, 1/2" AR x 72" (10F45-12F)
22	*A25707-68	1	Hose Assembly, 1/2" AR x 68" (10F45-12F)
23	G10211501	2	Steel Hydraulic Line, 5/8"
24	G10186901	1	See "PTO Pump Hydraulic Valve Block (Bulk Fill/Blue Drive)" on page P209
25	G10395801	1	Steel Hydraulic Line, 3/4"
26	*A12937-24	1	Hose Assembly, 3/4" x 24" (12F-12F90S)
27	GD16037	1	Oil Filter, 10 Micron
28	G10194501	1	Steel Hydraulic Line, 3/4"
29	G10207201	1	See "Dual Stage PTO Reservoir Assembly (Blue Drive)" on page P207
30	G10087001	1	Temperature Sensor, 100°
31	G10098201	1	Temperature Sensor, 200°
32	*A15092-152	1	Hose Assembly, 3/8" x 152" (06F-08F)
33	---	1	See "Power Pack Hydraulic Motor Valve Block" on page P252
34	*A11482-158	2	Hose Assembly, 5/8" AR x 158" (10F-12F), 12 Row
	*A11482-218	2	Hose Assembly, 5/8" AR x 218" (10F-12F), 16 Row
35	---		See "Wing Down/Seed Rate Manifold Assembly" on page P212
36	*A18629-152	1	Hose Assembly, 1/2" AR x 152" (10F-10F), 12 Row
	*A18629-212	1	Hose Assembly, 1/2" AR x 212" (10F - 10F), 16 Row
37	*A15081-190	1	Hose Assembly, 3/8" x 190" (06F-06F)
38	*A21530-180	1	Hose Assembly, 5/8" x 180" (10F-10F)
39	*A18693-226	1	Hose Assembly, 1/2" x 226" (10F-1/2M NPTF W/Ext., W/Tip), 12 Row
	*A18693-286	1	Hose Assembly, 1/2" x 286" (10F - 1/2M NPTF W/Tip, W/Cap), 16 Row
40	*A21548-286	1	Hose Assembly, 5/8" x 286" (12F - 1/2M NPTF W/Tip, W/Cap)
41	*A11485-224	1	Hose Assembly, 5/8" AR x 224" (12F-12F)
42	*A18679-243	1	Hose Assembly, 1/2" x 243" (10F-10M JIC)
43	*A15081-171	1	Hose Assembly, 3/8" x 171" (06F-06F)
44	*A18667-180	1	Hose Assembly, 1/2" x 180" (08F-08F)

* Hydraulic hose is not stocked by Kinze Repair Parts.

This page left blank intentionally.

(10171401)

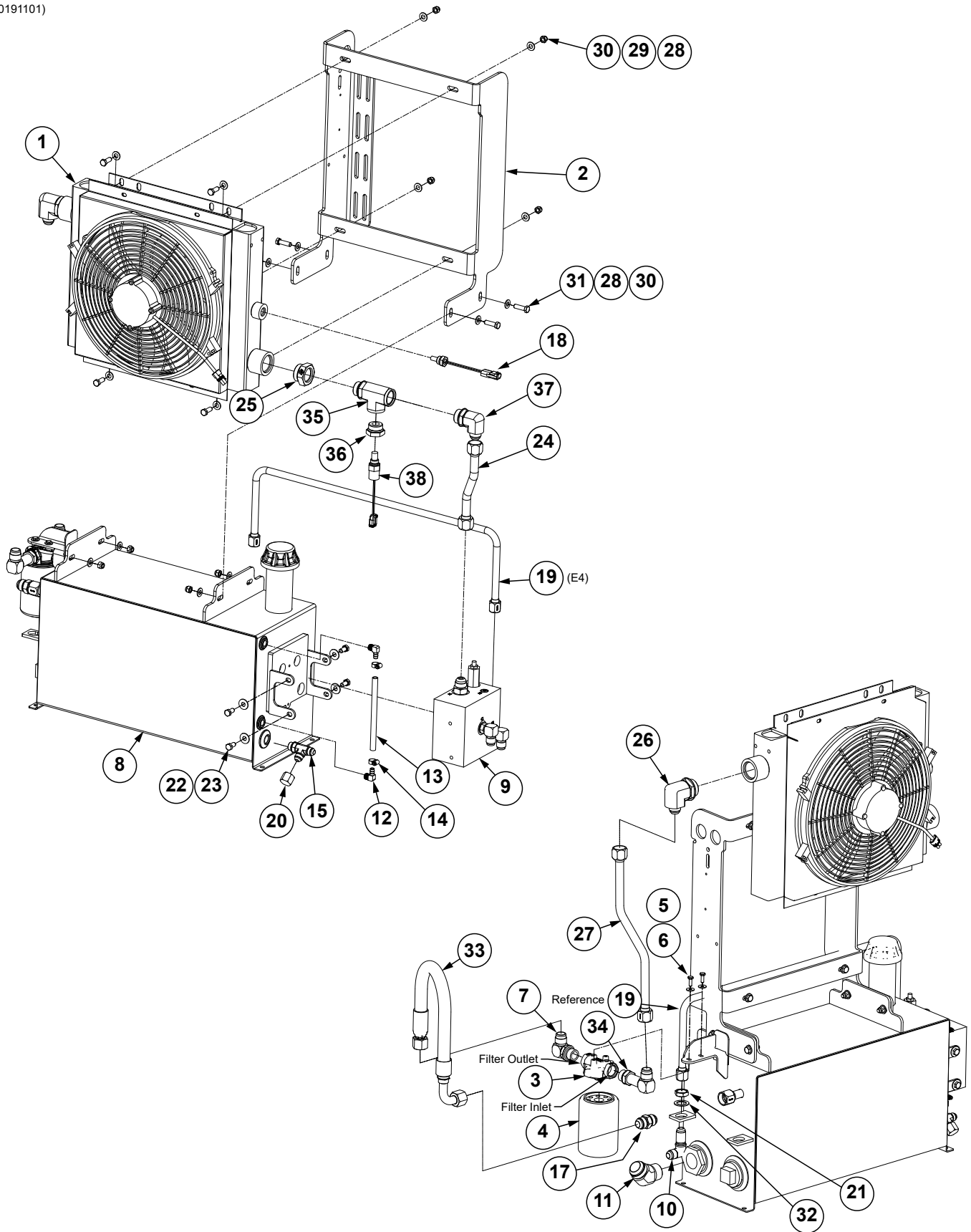


ITEM	PART NO.	QTY.	DESCRIPTION
1	G10207201	1	Cooler and Fan Assembly
2	G10395301	1	Cooler Mount Bracket
3	GD16038	1	Filter Head
4	GD16037	1	Oil Filter, 10 Micron
5	G10209	4	Washer, ¼" USS
6	G10023	2	Hex Head Cap Screw, ¼"-20 x ¾"
7	G6801-12 GR1467	2 -	Elbow W/O-Ring, 90°, 1½"-12 Male JIC To O-Ring O-Ring
8	G10395501 GA27102 GD16040	1	PTO Reservoir Filler Breather (Included W/G10395501) Strainer (Included W/G10395501)
9	GA10918	1	Flow Control Valve
10	G2701-10	1	Elbow, 90°, ⅞"-14 Male JIC
11	G2503-20	1	Elbow, 45°, 1⅝"-12 JIC x 1¼" MNPT
12	GD35381	2	⅜" O.D. Brass Barbed x ¼" NPT 90° Elbow
13	*D6279-07	1	Clear Plastic Tubing, ⅜" x 7¼"
14	G10331001	2	No. 4 Hose Clamp
15	G6804-08 GR1037	1 -	Adjustable Tee, ¾"-16 Male JIC To O-Ring O-Ring
17	G2403-12	1	Union, 1½"-12 Male JIC
18	G10087001	1	Temperature Sensor, 100°
19	G10211501	1	Steel Hydraulic Line, ⅝"
20	G304-C-8	1	Cap Nut, ¾"-16
21	G306-10	1	Lock Nut, ⅞"-14
22	G6801-10 GR1466	2	Elbow W/O-Ring, 90°, ⅞"-14 Male JIC To O-Ring O-Ring
23	G6804-10	1	Tee, ⅞"-14 JIC, ⅞"-14-O-Ring
24	---	---	---
25	G10880	2	Hex Head Cap Screw, ¼"-20 x 2¼"
26	G6801-12-20	1	Swivel Elbow, 90°, 1½"-12 x 1⅝"-12
27	G10194501	1	Steel Hydraulic Line, ¾"
28	G11387	16	Flat Washer, ⅜" SAE
29	G10001	4	Hex Head Cap Screw, ⅜"-16 x 1"
30	G10108	8	Lock Nut, ⅜"-16
31	G6410-20-16	1	Adapter, 1⅝"-12 O-Ring x 1⅝"-12
32	G6801-10-16	1	Adjustable 90° Elbow, ⅞"-14 x 1⅝"-12 O-Ring
33	G10395401	1	Steel Hydraulic Line, 5/8"
34	G10004	4	Hex Head Cap Screw, ⅜"-16 x 1¼"
35	G10235	1	Machine Bushing, ⅞", 14 Gauge (.0747")
36	**A12937-24	1	Hose Assembly, ¾" x 24" (12F-12F90S)
37	G6801-LL-12	1	Adjustable Elbow W/O-Ring, 1½"-12 x 1½"-12
38	G6835-16-16-16	1	Tee, 1-5/16" O-Ring
39	G6410-16-08	1	Adapter W/O-Ring, 1⅝"-12 x ¾"-16
40	G10098201	1	Temperature Sensor

*Item is not stocked by Kinze repair parts, but is available in bulk (GD6279-00).

**Hydraulic hose is not stocked by Kinze Repair Parts.

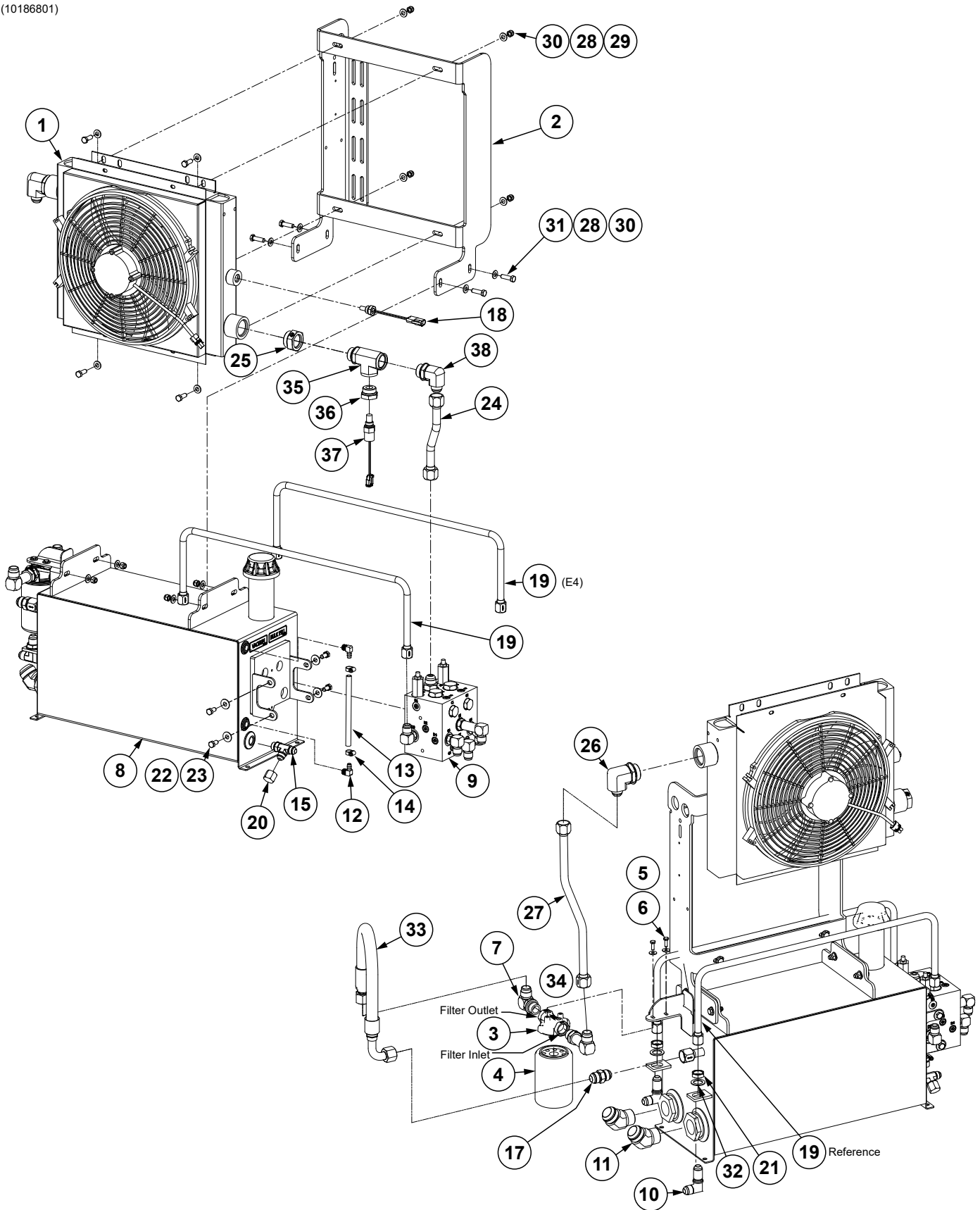
(10191101)



ITEM	PART NO.	QTY.	DESCRIPTION
1	G10207201	1	Cooler and Fan Assembly
2	G10395301	1	Cooler Mount Bracket
3	GD16038	1	Filter Head
4	GD16037	1	Oil Filter, 10 Micron
5	G10209	2	Washer, ¼" USS
6	G10023	2	Hex Head Cap Screw, ¼"-20 x ¾"
7	G6801-12 GR1467	2 -	Elbow W/O-Ring, 90°, 1½"-12 Male JIC To O-Ring O-Ring
8	G10395501 GA27102 GD16040	1 - -	PTO Reservoir Filler Breather (Included W/G10395501) Strainer (Included W/G10395501)
9	---	1	See "PTO Pump Hydraulic Valve Block (Bulk Fill/Hydraulic Drive)" on page P210
10	G2701-10	1	Elbow, 90°, 7/8"-14 Male JIC
11	G2503-20	1	Elbow, 45°, 1½"-12 JIC x 1¼" MNPT
12	GD35381	2	¾" O.D. Brass Barbed x ¼" NPT 90° Elbow
13	*D6279-07	1	Clear Plastic Tubing, ¾" x 7¼"
14	G10331001	2	No. 4 Hose Clamp
15	G6804-08 GR1037	1 -	Adjustable Tee, ¾"-16 Male JIC To O-Ring O-Ring
16	---	---	---
17	G2403-12	1	Union, 1½"-12 Male JIC
18	G10087001	1	Temperature Sensor, 100°
19	G10211501	1	Steel Hydraulic Line, 5/8"
20	G304-C-8	1	Cap Nut, ¾"-16
21	G306-10	1	Lock Nut, 7/8"-14
22	G10210	4	Washer, 3/8" USS
23	G10002	4	Hex Head Cap Screw, 3/8"-16 x ¾"
24	G10395801	1	Steel Hydraulic Line, ¾"
25	G6410-20-16	1	Adapter, 1½"-12 O-Ring x 1½"-12
26	G6801-12-20	1	Swivel Elbow, 90°, 1½"-12 x 1½"-12
27	G10194501	1	Steel Hydraulic Line, ¾"
28	G11387	16	Flat Washer, 3/8" SAE
29	G10001	4	Hex Head Cap Screw, 3/8"-16 x 1"
30	G10108	8	Lock Nut, 3/8"-16
31	G10004	4	Hex Head Cap Screw, 3/8"-16 x 1¼"
32	G10235	1	Machine Bushing, 7/8", 14 Gauge (.0747")
33	*A12937-24	1	Hose Assembly, ¾" x 24" (12F-12F90S)
34	G6801-LL-12	1	Adjustable Elbow W/O-Ring, 1½"-12 x 1½"-12
35	G6835-16-16-16	1	Tee, 1½" O-Ring
36	G6410-16-08	1	Adapter W/O-Ring, 1½"-12 x ¾"-16
37	G6801-12-16	1	90° Adjusting Elbow W/O-Ring, 1½" x 1½"
38	G10098201	1	Temperature Sensor

*Item is not stocked by Kinze repair parts, but is available in bulk (GD6279-00).

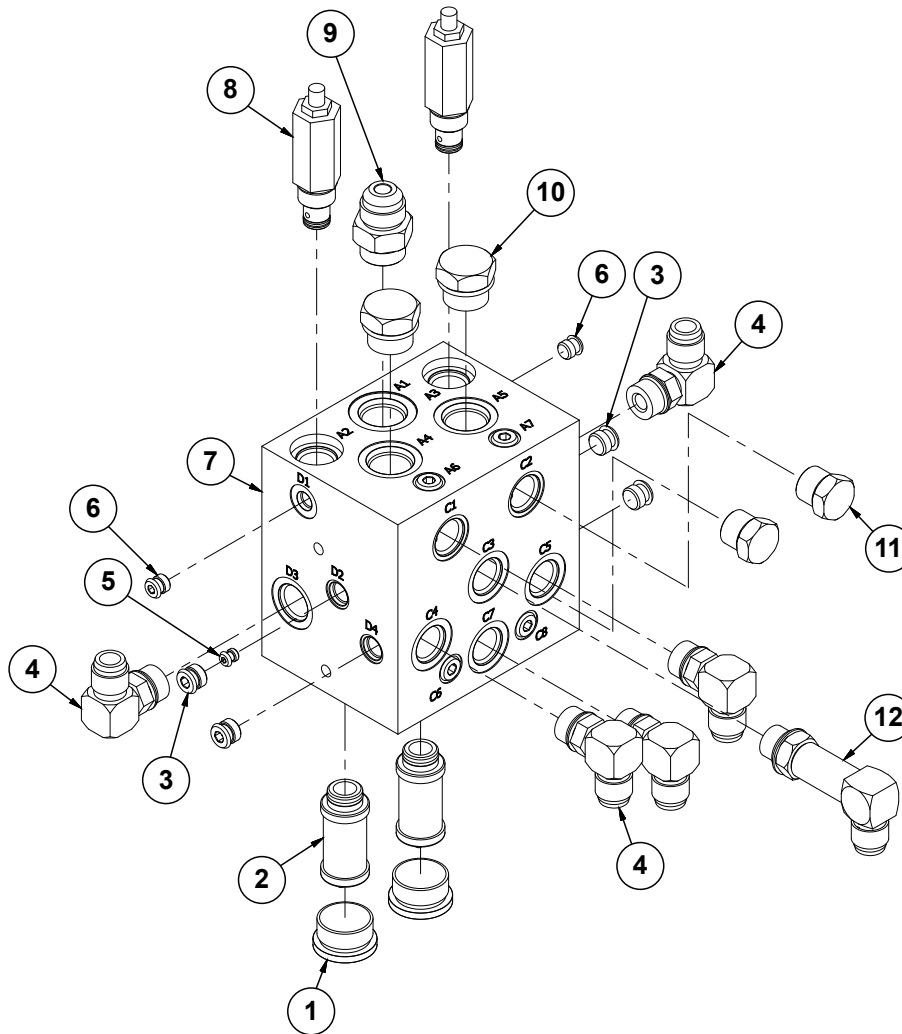
(10186801)



ITEM	PART NO.	QTY.	DESCRIPTION
1	G10207201	1	Cooler and Fan Assembly
2	G10395301	1	Cooler Mount Bracket
3	GD16038	1	Filter Head
4	GD16037	1	Oil Filter, 10 Micron
5	G10209	2	Washer, ¼" USS
6	G10023	2	Hex Head Cap Screw, ¼"-20 x ¾"
7	G6801-12 GR1467	1 -	Elbow W/O-Ring, 90°, 1½"-12 Male JIC To O-Ring O-Ring
8	G10395901 GA27102 GD16040	1	PTO Reservoir Filler Breather (Included W/G10395901) Strainer (Included W/G10395901)
9	---	1	See "PTO Pump Hydraulic Valve Block (Bulk Fill/Blue Drive)" on page P209 See "PTO Pump Hydraulic Valve Block (Bulk Fill/Hydraulic Drive)" on page P210
10	G2701-10	2	Elbow, 90°, 7/8"-14 Male JIC
11	G2503-20	2	Elbow, 45°, 1½"-12 JIC x 1¼" MNPT
12	GD35381	2	¾" O.D. Brass Barbed x ¼" NPT 90° Elbow
13	*D6279-07	1	Clear Plastic Tubing, ¾" x 7¼"
14	G10331001	2	No. 4 Hose Clamp
15	G6804-08 GR1037	1 -	Adjustable Tee, ¾"-16 Male JIC To O-Ring O-Ring
16	---	---	---
17	G2403-12	1	Union, 1½"-12 Male JIC
18	G10087001	1	Temperature Sensor, 100°
19	G10211501	2	Steel Hydraulic Line, 5/8"
20	G304-C-8	1	Cap Nut, ¾"-16
21	G306-10	2	Lock Nut, 7/8"-14
22	G10210	4	Washer, 3/8" USS
23	G10002	4	Hex Head Cap Screw, 3/8"-16 x ¾"
24	G10395801	1	Steel Hydraulic Line, ¾"
25	G6410-20-16	1	Adapter, 1½"-12 O-Ring x 1½"-12
26	G6801-12-20	1	Swivel Elbow, 90°, 1½"-12 x 1½"-12
27	G10194501	1	Steel Hydraulic Line, ¾"
28	G11387	16	Flat Washer, 3/8" SAE
29	G10001	4	Hex Head Cap Screw, 3/8"-16 x 1"
30	G10108	8	Lock Nut, 3/8"-16
31	G10004	4	Hex Head Cap Screw, 3/8"-16 x 1¼"
32	G10235	2	Machine Bushing, 7/8", 14 Gauge (.0747")
33	*A12937-24	1	Hose Assembly, ¾" x 24" (12F-12F90S)
34	G6801-LL-12	1	Adjustable Elbow W/O-Ring, 1½"-12 x 1½"-12
35	G6835-16-16-16	1	Tee, 1½" O-Ring
36	G6410-16-08	1	Adapter W/O-Ring, 1½"-12 x ¾"-16
37	G10098201	1	Temperature Sensor
38	G6801-12-16	1	90° Adjusting Elbow W/O-Ring, 1½" x 1½"

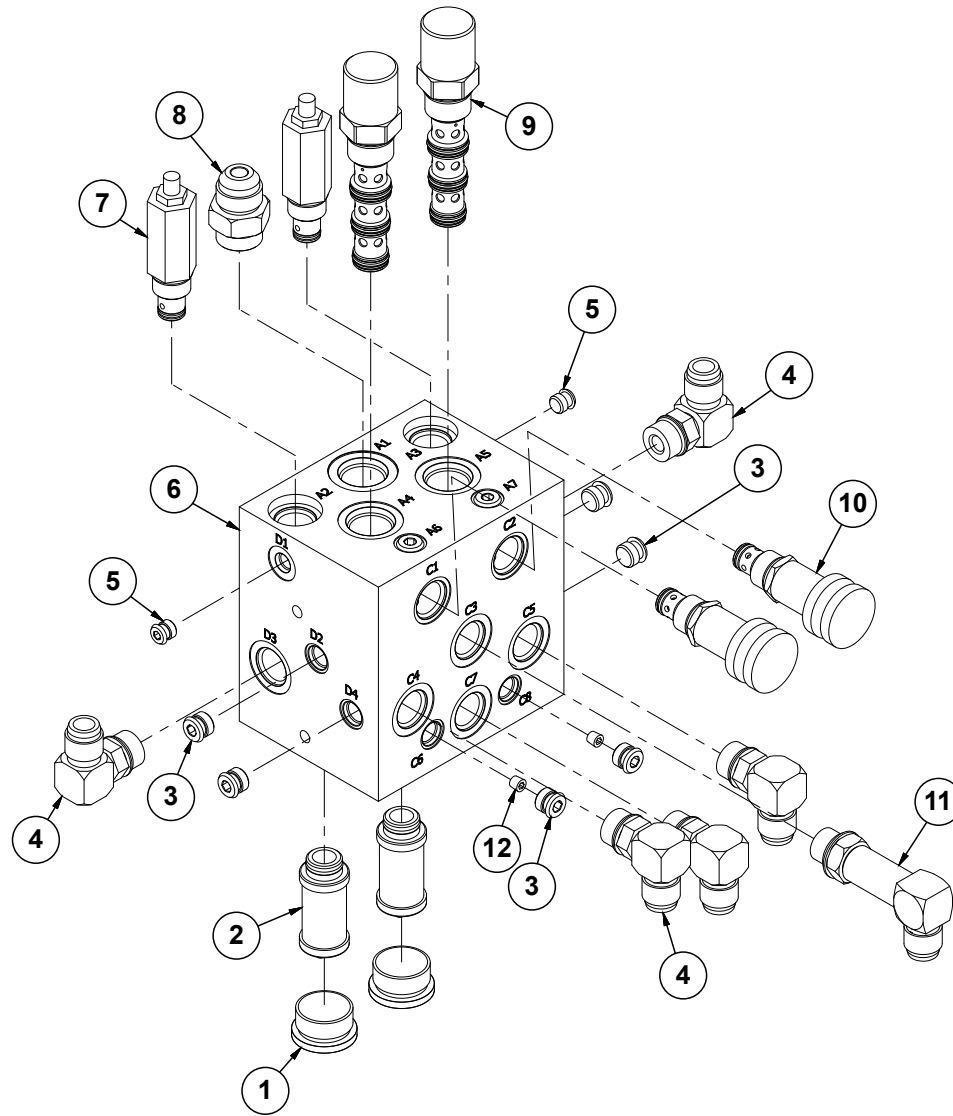
*Item is not stocked by Kinze repair parts, but is available in bulk (GD6279-00).

(IP1659)



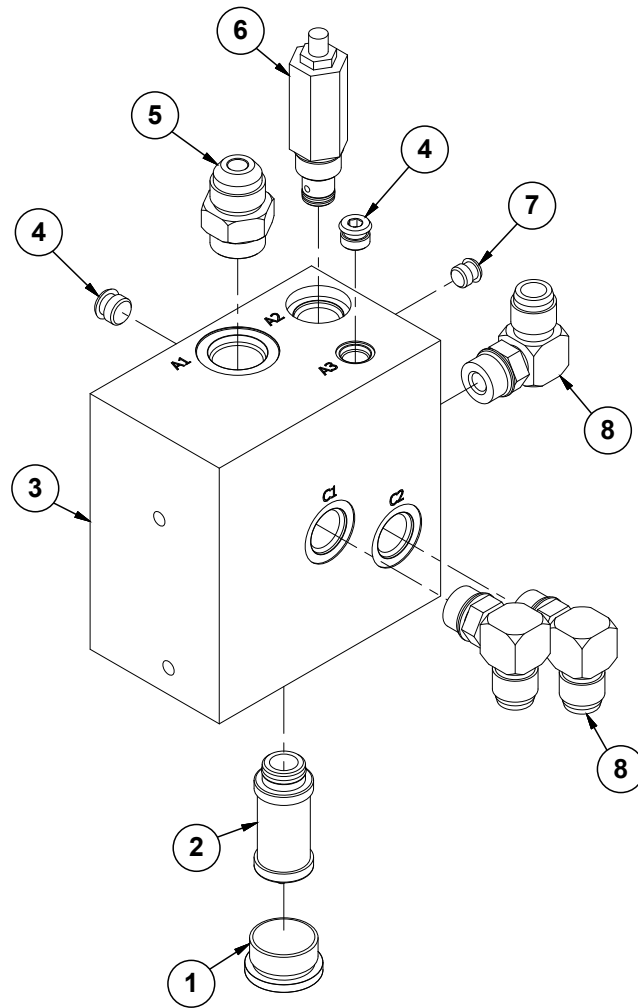
ITEM	PART NO.	QTY.	DESCRIPTION
1	G6408-HHP-16	2	Hex Plug W/O-Ring, 1 ⁵ / ₁₆ "-12
2	GR2312	2	Cartridge Filter Manifold
3	GD29319	12	Plug
4	G6801-10 GR1466	5	Elbow W/O-Ring, 90°, 7 ⁸ / ₁₆ "-14 Male JIC To O-Ring O-Ring
5	GD29318	2	Plug
6	GD29321	2	Plug
7	G10170701	1	Manifold Block
8	G10349401	2	Pressure Relief Valve, 2500 PSI
9	G6400-12 GR1467	1	Connector, W/O-Ring, 1 ¹ / ₁₆ "-12 Male JIC To O-Ring O-Ring
10	G6408-12	2	Plug W/O-Ring, 1 ¹ / ₁₆ "-12 O-Ring
11	G6408-10 GR1466	2	Plug W/O-Ring, 7 ⁸ / ₁₆ "-14 O-Ring O-Ring
12	G6801-LL-10 GR1466	1	X-Long Elbow W/O-Ring, 90°, 7 ⁸ / ₁₆ "-14 Male JIC To O-Ring O-Ring

(IP1660)



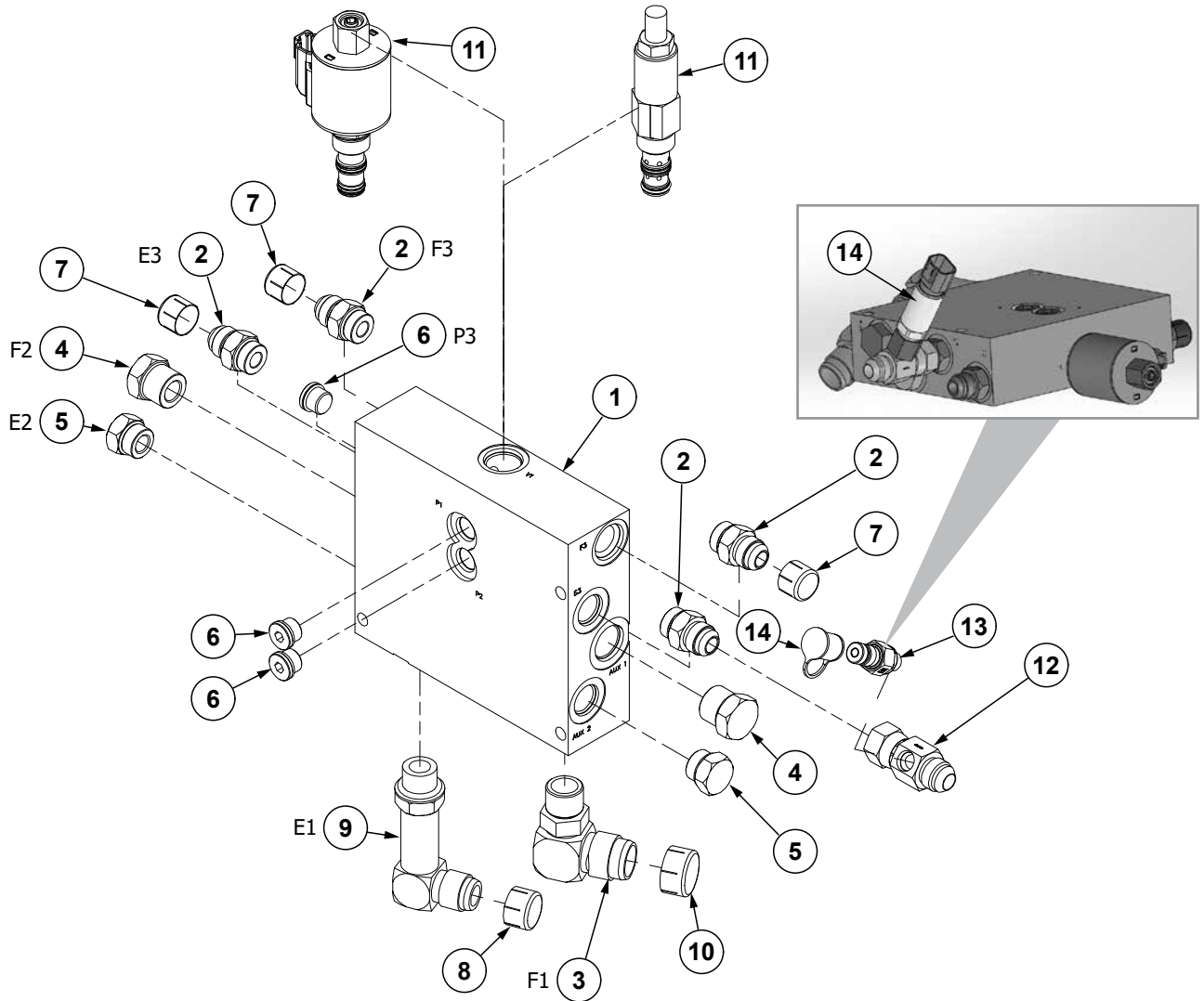
ITEM	PART NO.	QTY.	DESCRIPTION
1	G6408-HHP-16	2	Hex Plug W/O-Ring, 1 ⁵ / ₁₆ "-12
2	GR2312	2	Cartridge Filter Manifold
3	GD29319	12	Plug
4	G6801-10 GR1466	5	Elbow W/O-Ring, 90°, 7/8"-14 Male JIC To O-Ring
5	GD29321	2	Plug
6	G10170701	1	Manifold Block
7	G10349401	2	Pressure Relief Valve, 2500 PSI
8	G6400-12 GR1467	1	Connector, W/O-Ring, 1 ¹ / ₁₆ "-12 Male JIC To O-Ring
9	GA20269	2	Pressure Compensator, 160 PSI
10	G10123401	2	Adjustable Flow Control Valve
11	G6801-LL-10 GR1466	1	X-Long Elbow W/O-Ring, 90°, 7/8"-14 Male JIC To O-Ring
12	GD29315	2	Flow Restrictor Orifice, .015" Diameter

(IP1661)



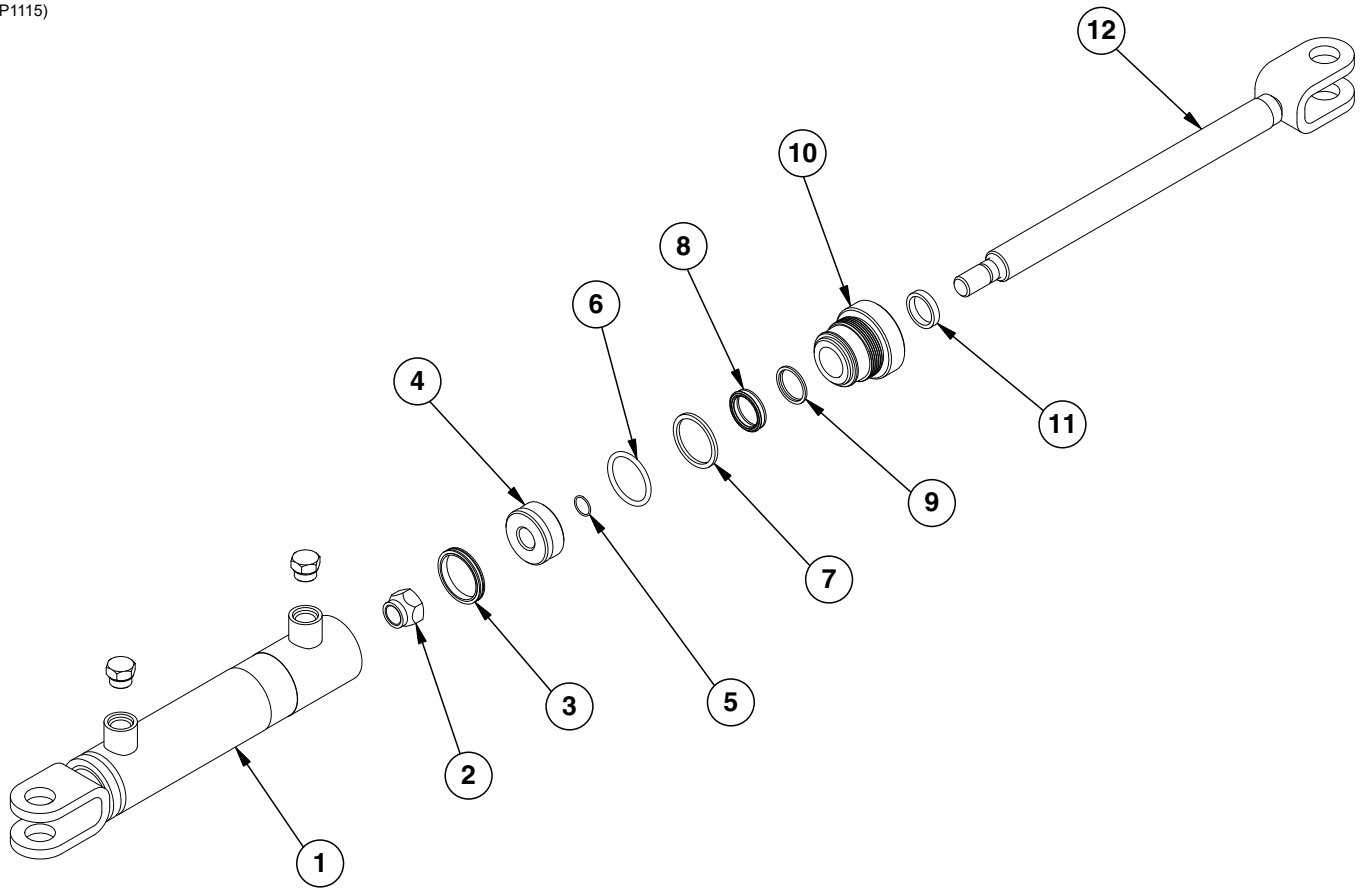
ITEM	PART NO.	QTY.	DESCRIPTION
1	G6408-HHP-16	1	Hex Plug W/O-Ring, 1 ⁵ / ₁₆ "-12
2	GR2312	1	Cartridge Filter Manifold
3	G10191301	1	Manifold Block
4	GD29319	2	Plug
5	G6400-12 GR1467	1	Connector, W/O-Ring, 1 ¹ / ₁₆ "-12 Male JIC To O-Ring O-Ring
6	G10349401	1	Pressure Relief Valve, 2500 PSI
7	GD29321	1	Plug
8	G6801-10 GR1466	5	Elbow W/O-Ring, 90°, 7 ⁸ / ₁₆ "-14 Male JIC To O-Ring O-Ring

(103242)



ITEM	PART NO.	QTY.	DESCRIPTION
1	GD18509	1	Wing Down / Seed Rate Block
2	G6400-08 GR1037	4	Connector W/O-Ring, 3/4"-16 Male JIC To O-Ring O-Ring
3	G6801-12-10 GR1466	1	Elbow W/O-Ring, 90°, 1 1/16"-12 Male JIC To 7/8"-14 O-Ring O-Ring
4	G6408-10 GR1466	2	Plug W/O-Ring, 7/8"-14 O-Ring O-Ring
5	G6408-08 GR1037	2	Plug W/O-Ring, 3/4"-16 O-Ring O-Ring
6	G6408-H06-O GR1045	3	Hex Socket Head Plug W/O-Ring, 9/16"-18 O-Ring O-Ring
7	G10492	3	Thread Protector, 3/4"-16
8	G10493	1	Thread Protector, 7/8"-14
9	G6801-LL-10	1	X-Long Elbow W/O-Ring, 90°, 7/8"-14 Male JIC To O-Ring
10	G11139	1	Thread Protector, 1 1/16"-12
11	GA13034 G10269501	1	Reducing Valve / Pressure Relief Valve W/Coil (Active Hydraulic Weight Transfer)
12	G6504-08-08-04	1	Port Gauge
13	G6410-04-06	1	Adapter, 7/16"-20 W/O-Ring
14	GD35251 G10568101	1	Check Valve Cap Pressure Sensor, 0-250 (Active Hydraulic Weight Transfer)

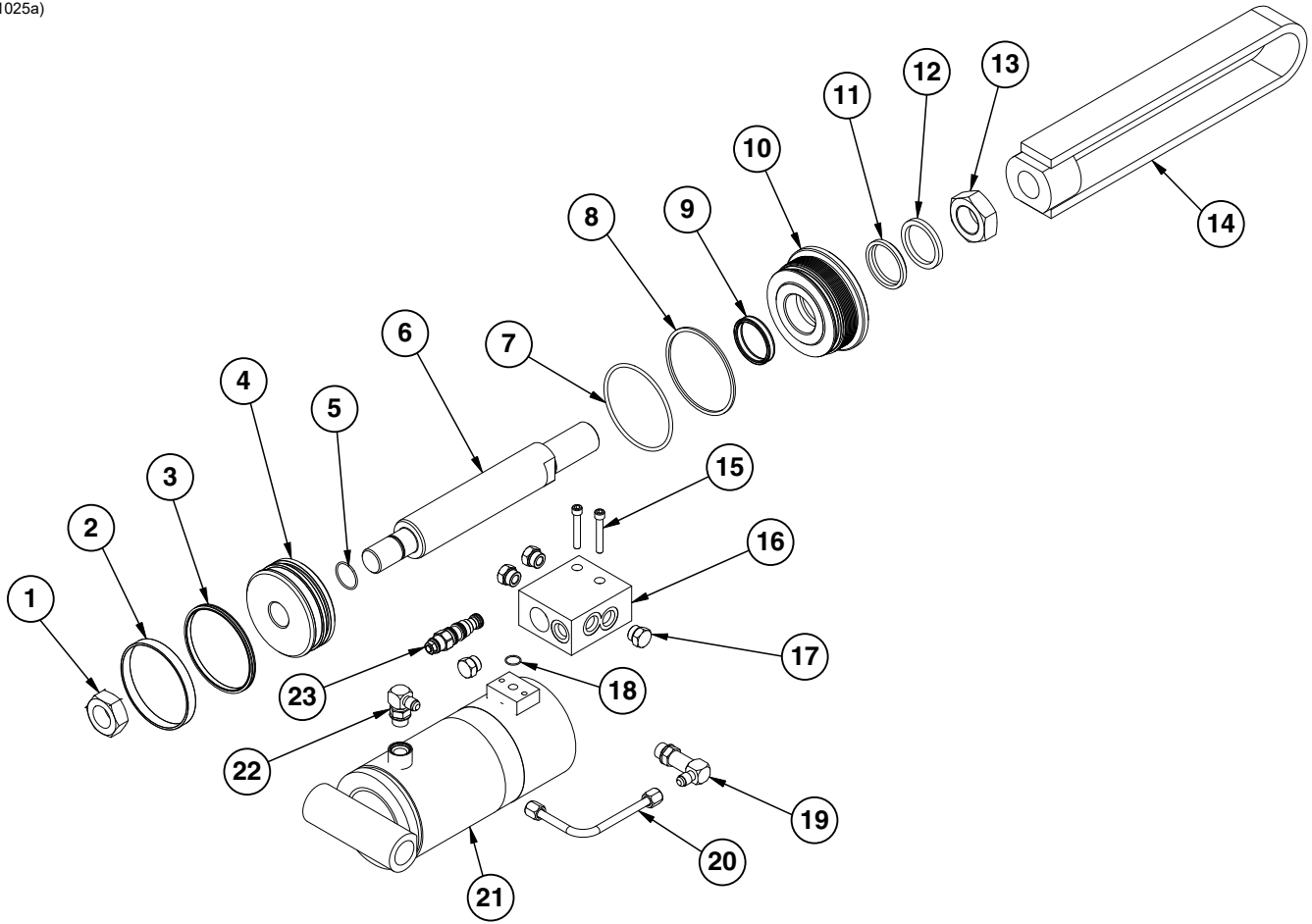
(IP1115)



ITEM	PART NO.	QTY.	DESCRIPTION
1	A8775	1	Barrell (Non-Stock Item)
	G6408-08	2	Plug W/O-Ring, 3/4"-16 O-Ring
	GR1037	-	O-Ring
2	GD27233	1	Nylon Lock Nut, 3/4"-16, Grade 8
3	*A26166	1	BP Seal
4	GD4632	1	Piston
5	*D12239	1	O-Ring, No. 016
6	*D12235	1	O-Ring, No. 326
7	*D12236	1	Back-Up Ring
8	*D19250	1	U-Cup
9	*D19251	1	Wiper
10	GD5949	1	Gland
11	GD19662	1	Ring
12	GA8816	1	Rod Assembly
A	GA8818	-	Cylinder Complete, 2" x 8" (Part Number Stamped On Barrel)
B	GR1930	-	Seal Kit, Includes: (2) O-Rings, (1) Back-Up Ring, (1) U-Cup, (1) Wiper, (1) Seal

*Part of seal kit, item can not be purchased individually.

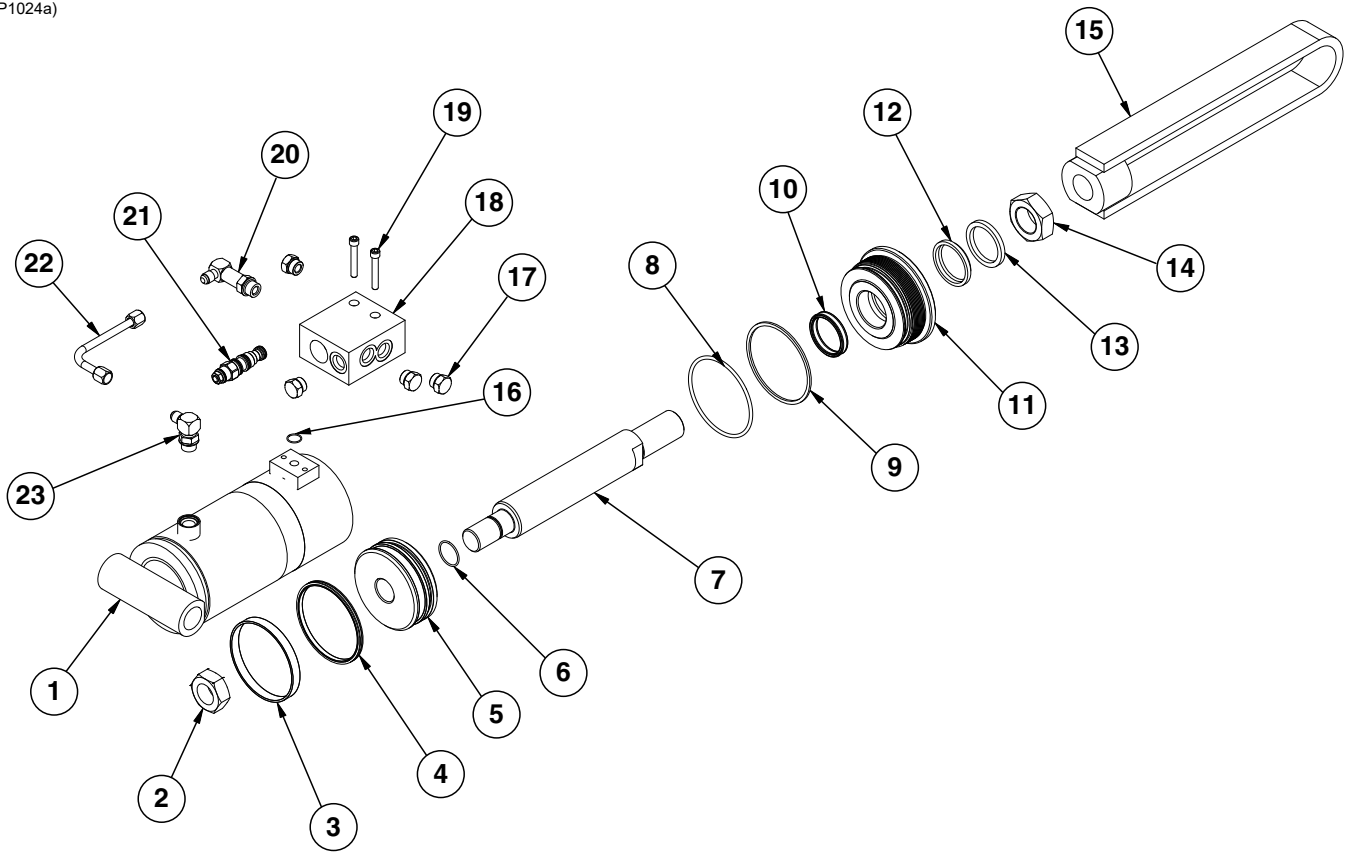
(IP1025a)



ITEM	PART NO.	QTY.	DESCRIPTION
1	GD27237	1	Nylon Lock Nut, 1¼"-12, Grade 8
2	*D12148	1	Wear Ring
3	*A26169	1	BP Seal
4	GD14910	1	Piston
5	*D12223	1	O-Ring
6	GD35971	1	Cylinder Rod
7	*D12242	1	O-Ring, No. 345
8	*D12243	1	Back-Up O-Ring, No. 348
9	*D12255	1	U-Cup
10	GD12522	1	Gland
11	*D12240	1	Wiper, 2"
12	GD12106	1	Ring
13	G11081	1	Hex Jam Nut, 1½"-12, Grade 2
14	GA13998	1	Clevis
15	G10932	2	Hex Socket Head Cap Screw, 5/16"-18 x 2", Grade 8
16	GD11579	1	Block
17	G6408-08	4	Plug W/O-Ring, ¾"-16 O-Ring
	GR1037	-	O-Ring
18	*D12239	1	O-Ring, No. 016
19	G6801-LL-06-08	1	X-Long Elbow W/O-Ring, 90°, 9/16"-18 Male JIC To ¾"-16 O-Ring
20	GA13028	1	Steel Hydraulic Line
21	A13084	1	Barrel (Non-Stock Item)
22	G6801-06-08	1	Elbow W/O-Ring, 90°, 9/16"-18 Male JIC To ¾"-16 O-Ring
	GR1037	-	O-Ring
23	GA8882	1	Counter Balance Valve
	GR1517	-	Seal Kit For Counter Balance Valve, Includes: (3) O-Rings, (3) BU Rings
A	GA12306	-	Cylinder Complete, 4½" x 6" (Part Number Stamped On Barrel)
B	GR1924	-	Seal Kit, Includes: (3) O-Rings, (1) Back-Up Ring, (1) U-Cup, (1) Wiper, (1) BP Seal, (1) Wear Ring

*Part of seal kit, item can not be purchased individually.

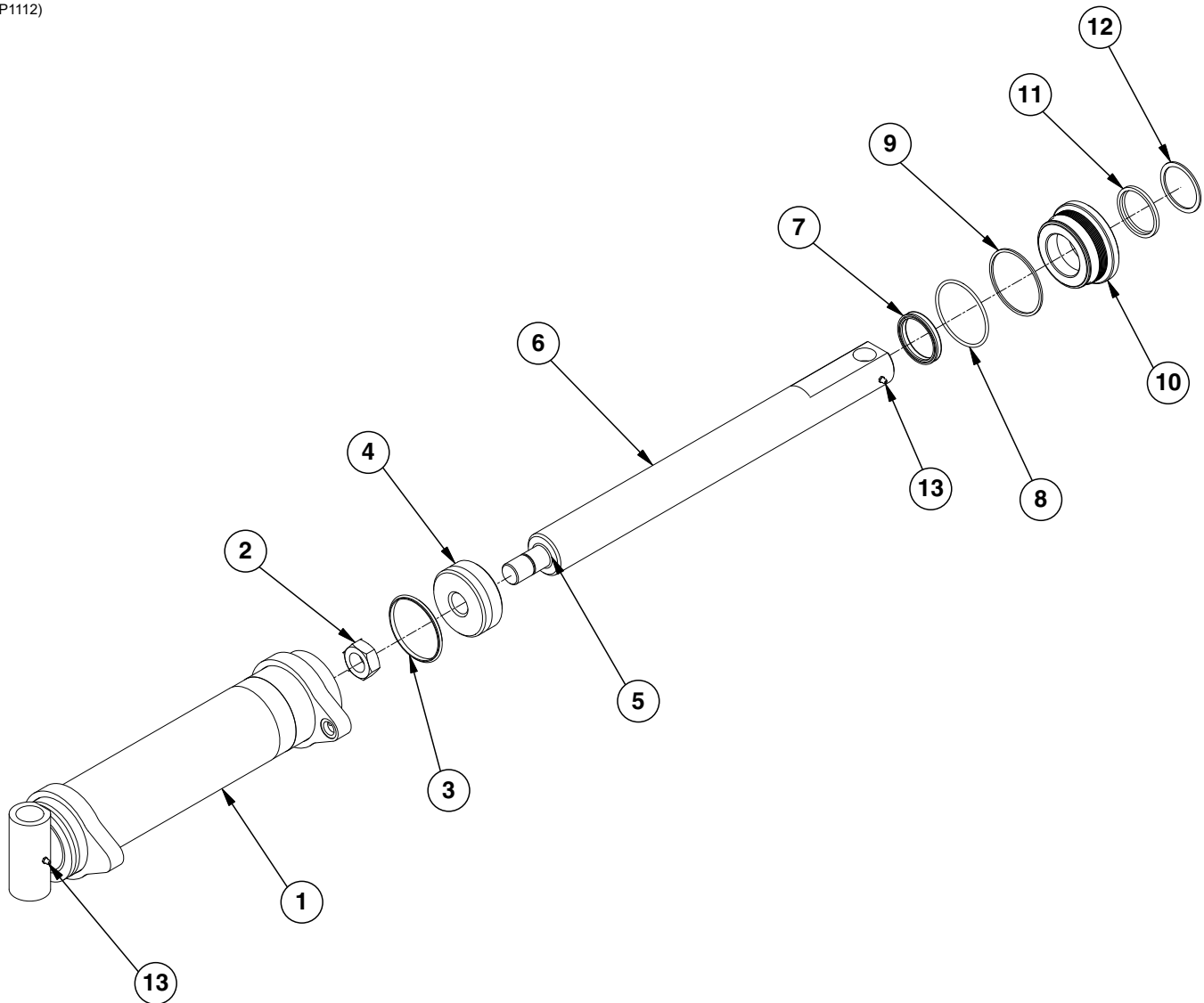
(IP1024a)



ITEM	PART NO.	QTY.	DESCRIPTION
1	A13084	1	Barrell (Non-Stock Item)
2	G10972	1	Lock Nut, 1¼"-12
3	*D12148	1	Wear Ring
4	*A26169	1	BP Seal
5	GD14910	1	Piston
6	*D12223	1	O-Ring
7	GD35971	1	Cylinder Rod
8	*D12242	1	O-Ring, No. 345
9	*D12243	1	Back-Up O-Ring, No. 348
10	*D12255	1	U-Cup
11	GD12522	1	Gland
12	*D12240	1	Wiper, 2"
13	GD12106	1	Ring
14	G11081	1	Hex Jam Nut, 1½"-12, Grade 2
15	GA13998	1	Clevis
16	*D12239	1	O-Ring, No. 016
17	G6408-08	4	Plug W/O-Ring, ¾"-16 O-Ring
	GR1037	-	O-Ring
18	GD11579	1	Block
19	G10932	2	Hex Socket Head Cap Screw, 5/16"-18 x 2", Grade 8
20	G6801-LL-06-08	1	X-Long Elbow W/O-Ring, 90°, 9/16"-18 Male JIC To ¾"-16 O-Ring
21	GA8882	1	Counter Balance Valve
	GR1517	-	Seal Kit For Counter Balance Valve, Includes: (3) O-Rings, (3) BU Rings
22	GA13191	1	Steel Hydraulic Line
23	G6801-06-08	1	Elbow W/O-Ring, 90°, 9/16"-18 Male JIC To ¾"-16 O-Ring
	GR1037	-	O-Ring
A	GA13094	-	Cylinder Complete, 4½" x 6" (Part Number Stamped On Barrel)
B	GR1924	-	Seal Kit, Includes: (3) O-Rings, (1) Back-Up Ring, (1) U-Cup, (1) Wiper, (1) BP Seal, (1) Wear Ring

*Part of seal kit, item can not be purchased individually.

(IP1112)

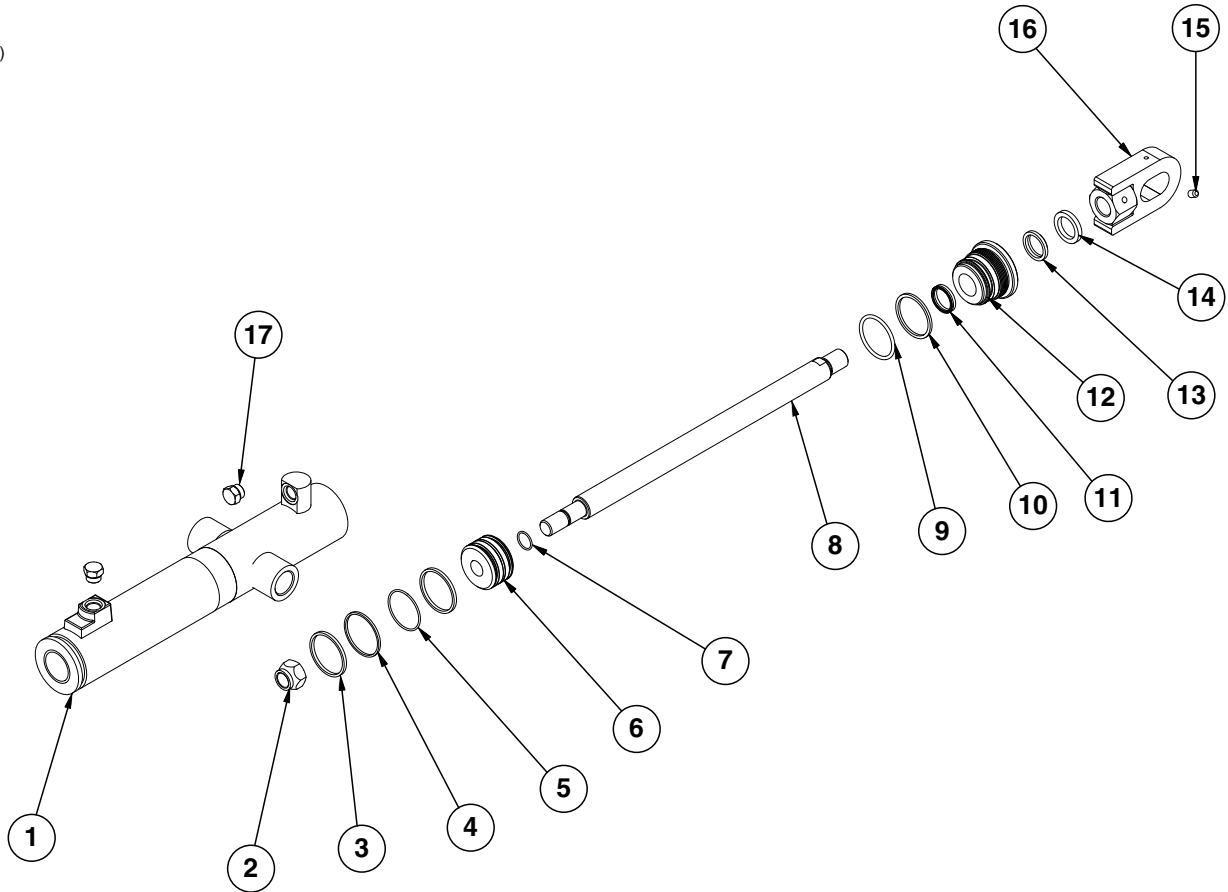


ITEM	PART NO.	QTY.	DESCRIPTION
1	A13083	1	Barrel (Non-Stock Item)
2	G10972	1	Lock Nut, 1 1/4"-12
3	*A24037	1	BP Seal
4	GD19003	1	Piston
5	*D12204	1	O-Ring, No. 218
6	GD19001	1	Cylinder Rod
7	*D12264	1	U-Cup
8	*D12221	1	O-Ring, No. 342
9	*D12222	1	Back-up Ring, No. 342
10	GD19002	1	Gland
11	*D12263	1	Wiper
12	GD12121	1	Ring
13	G10640	2	Grease Fitting, 1/4"-28

A	GA13904	-	Cylinder Complete, 4" x 16" (Part Number Stamped On Barrel)
B	GR1929	-	Seal Kit, Includes: (2) O-Rings, (1) Back-Up Ring, (1) U-Cup, (1) Wiper, (1) BP Seal

*Part of seal kit, item can not be purchased individually.

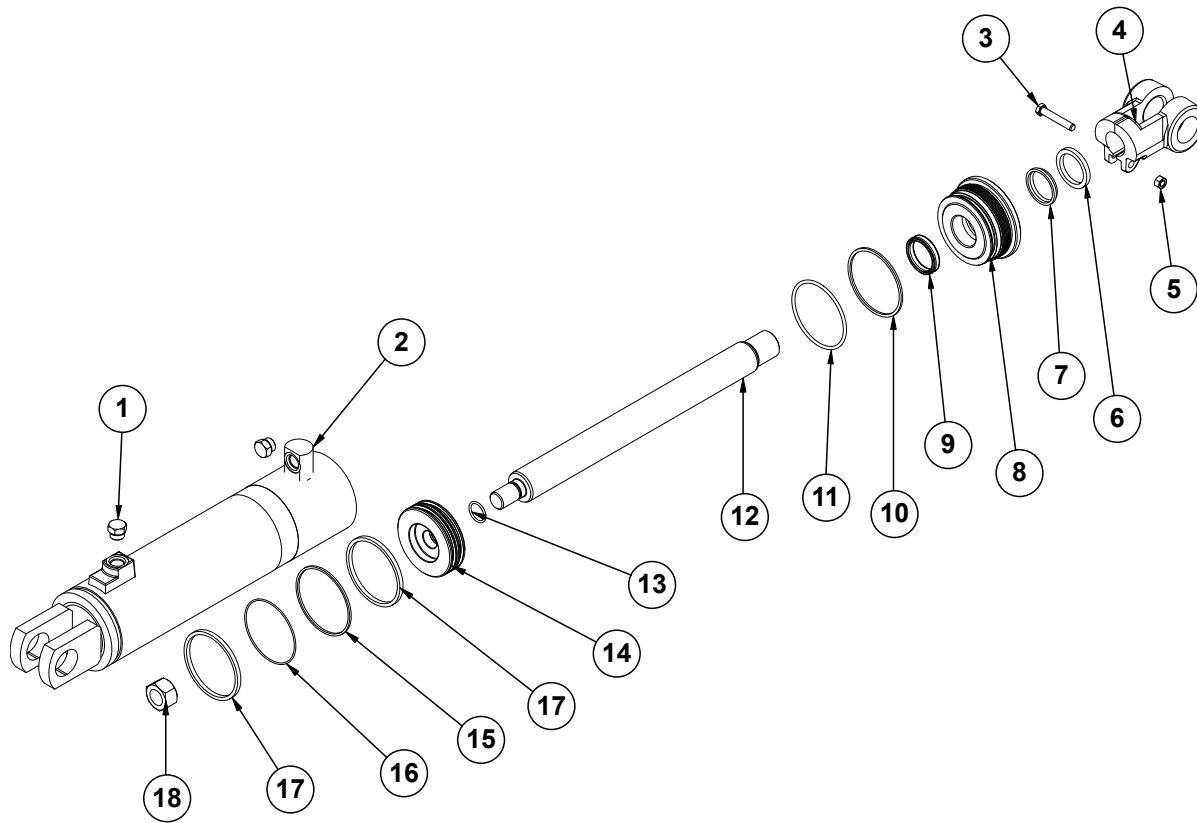
(IP1026)



ITEM	PART NO.	QTY.	DESCRIPTION
1	A13082	1	Barrel (Non-Stock Item), 16 Row
	A13956	-	Barrel (Non-Stock Item), 12 Row
2	G10969	1	Lock Nut, 7/8"-14
3	GD12012	2	Piston Ring, 2 1/2"
4	*D18635	1	Seal
5	*D18634	1	Seal
6	GD20122	1	Piston, 16 Row
	GD20123	1	Piston, 12 Row
7	*D12214	1	O-Ring, No. 118
8	GD18519	1	Cylinder Rod
9	*D12212	1	O-Ring, No. 330
10	*D12213	1	Back-Up Ring, No. 330
11	*D12251	1	U-Cup
12	GD11985	1	Gland, 16 Row
	GD12507	1	Gland, 12 Row
13	*D12210	1	Wiper
14	GD12102	1	Ring, 1 1/4"
15	G10760	1	Hex Socket Set Screw, 3/8"-16 x 1/2"
16	GA13026	1	Clevis
17	G6408-08	2	Plug W/O-Ring, 3/4"-16 O-Ring
	GR1037	-	O-Ring
A	GA13022	-	Cylinder Complete, 2 1/2" x 14 1/2" (Part Number Stamped On Barrel), 16 Row
	GA13957	-	Cylinder Complete, 3 1/2" x 14 1/2" (Part Number Stamped On Barrel), 12 Row
B	GR1926	-	Seal Kit, 16 Row
C	GR1936	-	Seal Kit, 12 Row

*Part of seal kit, item can not be purchased individually.

(IP1027)

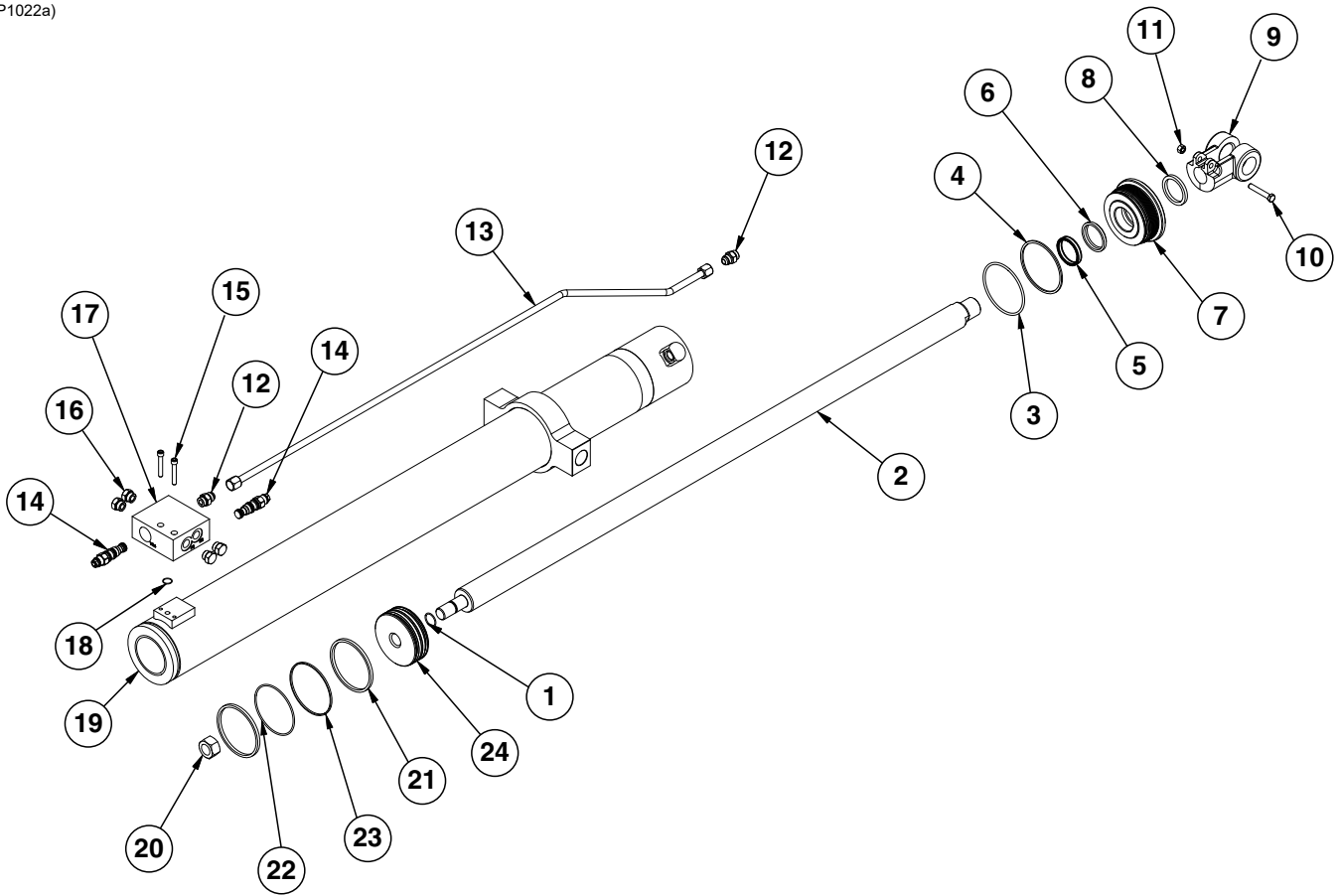


ITEM	PART NO.	QTY.	DESCRIPTION
1	G6408-08 GR1037	2 -	Plug W/O-Ring, 3/4"-16 O-Ring
2	A13031	1	Barrel (Non-Stock Item)
3	G10939	1	Hex Head Cap Screw, 3/8"-16 x 2 1/4"
4	G10377301 G10384401	1 2	Clevis Bearing
5	G10101	1	Hex Nut, 3/8"-16
6	GD12104	1	Ring, 1 3/4"
7	*D12200	1	Wiper, 1 3/4"
8	GD12539	1	Gland
9	*D12253	1	U-Cup
10	*D12222	1	Back-Up Ring, No. 342
11	*D12221	1	O-Ring, No. 342
12	GD18515	1	Cylinder Rod
13	GD12208	1	O-Ring, No. 214
14	GD12541	1	Piston
15	GD12224	1	Seal
16	GD12072	1	Cast Iron Ring
17	GD12135	2	Cast Iron Ring
18	G10958	1	Lock Nut, 1"-14
A	G10384701	-	Cylinder Complete, 4" x 14" (Part Number Stamped On Barrel)
B	GR1928	-	Seal Kit, Includes: (2) O-Rings, (1) Back-Up Ring, (1) U-Cup, (1) Wiper, (2) Seals, (1) Cast Iron Ring

*Part of seal kit, item can not be purchased individually.

This page left blank intentionally.

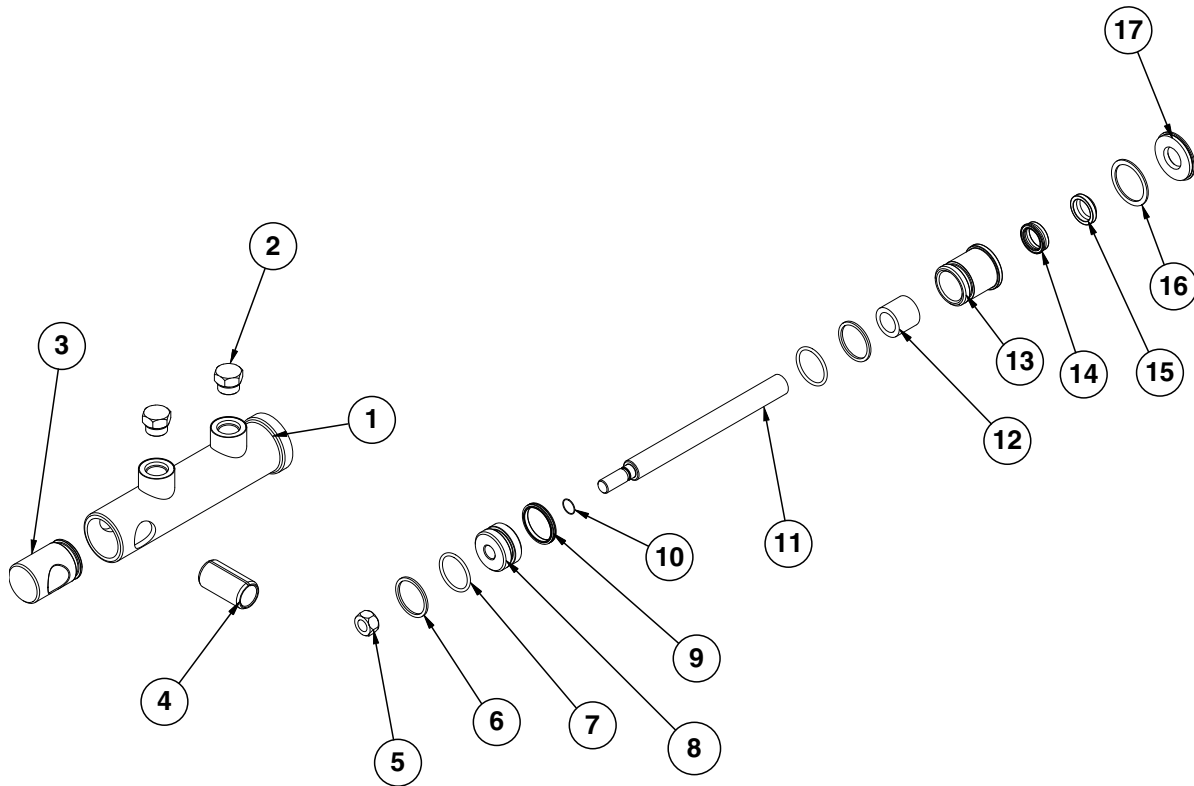
(IP1022a)



ITEM	PART NO.	QTY.	DESCRIPTION
1	*D12226	1	O-Ring, No. 120
2	GD19316	1	Rod
3	*D12242	1	O-Ring, No. 345
4	*D12243	1	Back-Up O-Ring, No. 348
5	*D12255	1	U-Cup
6	*D12240	1	Wiper, 2"
7	GD12522	1	Gland
8	*D12106	1	Ring
9	G10939	1	Hex Head Cap Screw, 3/8"-16 x 2 1/4"
10	GD18528	1	Clevis
11	G10101	1	Hex Nut, 3/8"-16
12	G6400-08	2	Connector W/O-Ring, 3/4"-16 Male JIC To O-Ring
	GR1037	-	O-Ring
13	GA13556	1	Steel Hydraulic Line
14	GA8882	2	Counter Balance Valve
	GR1517	-	Seal Kit For Counter Balance Valve, Includes: (3) O-Rings, (3) BU Rings
15	G10932	2	Hex Socket Head Cap Screw, 5/16"-18 x 2", Grade 8
16	G6408-08	4	Plug W/O-Ring, 3/4"-16 O-Ring
	GR1037	-	O-Ring
17	GD15623	1	Block
18	*D12239	1	O-Ring, No. 016
19	A13549	1	Barrell (Non-Stock Item)
20	G10958	1	Lock Nut, 1"-14
21	GD12085	2	Ring
22	*D12086	1	Seal
23	*D12244	1	Seal
24	GD19261	1	Piston
A	GA13548	-	Cylinder Complete, 4 1/2" x 48" (Part Number Stamped On Barrel)
B	GR1927	-	Seal Kit, Includes: (3) O-Rings, (1) Back-Up Ring, (1) U-Cup, (1) Wiper, (1) Piston Ring, (2) Seals

*Part of seal kit, item can not be purchased individually.

(IP1028)

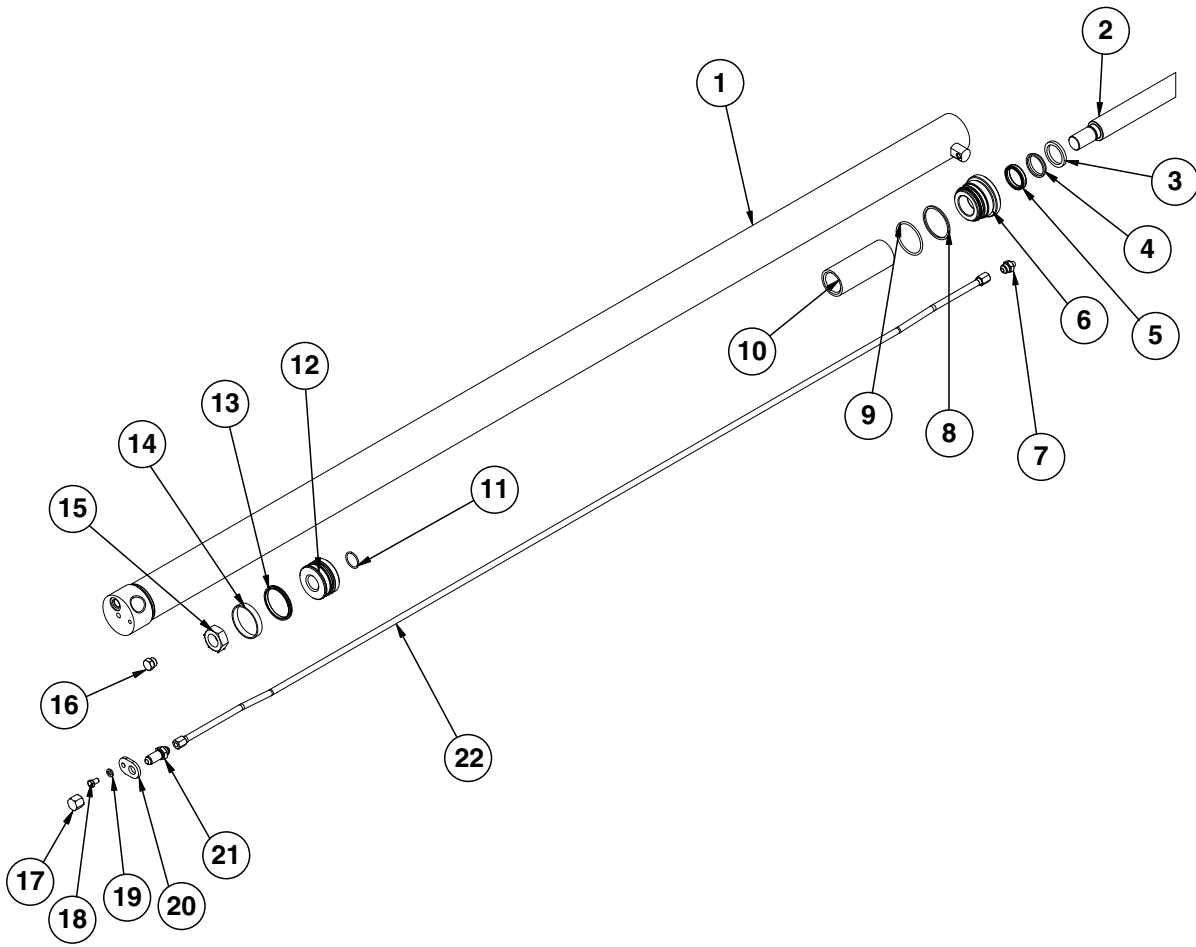


ITEM	PART NO.	QTY.	DESCRIPTION
1	D13426	1	Barrel (Non-Stock Item)
2	G6408-08 GR1037	2 -	Plug W/O-Ring, 3/4"-16 O-Ring O-Ring
3	GD13173	1	End Cap
4	GD13400	1	Tension Bushing, 1" x 2" Long
5	G11016	1	Lock Nut, 1/2"-20
6	*D12260	2	Back-Up Ring, No. 218
7	*D12204	2	O-Ring, No. 218
8	GD13172	1	Piston
9	*D12276	1	T-Seal, 1 1/2"
10	*D12261	1	O-Ring, No. 014
11	GD13425	1	Rod
12	*D13399	1	Bronze Bushing
13	GD13170	1	Gland
14	*D12259	1	U-Cup
15	*D12258	1	Wiper
16	G10770	1	Internal Retaining Ring, 1 1/16"
17	GD12139	1	Water Cap Seal
A	GA9559	-	Cylinder Complete, 1 1/2" x 2 1/2" (Part Number Stamped On Barrel)
B	GR1598	-	Seal Kit, Includes: (3) O-Rings, (2) BU Rings, (1) Wiper, (1) U-Cup, (1) T-Seal, (1) Bronze Bushing, (1) Seal

*Part of seal kit, item can not be purchased individually.

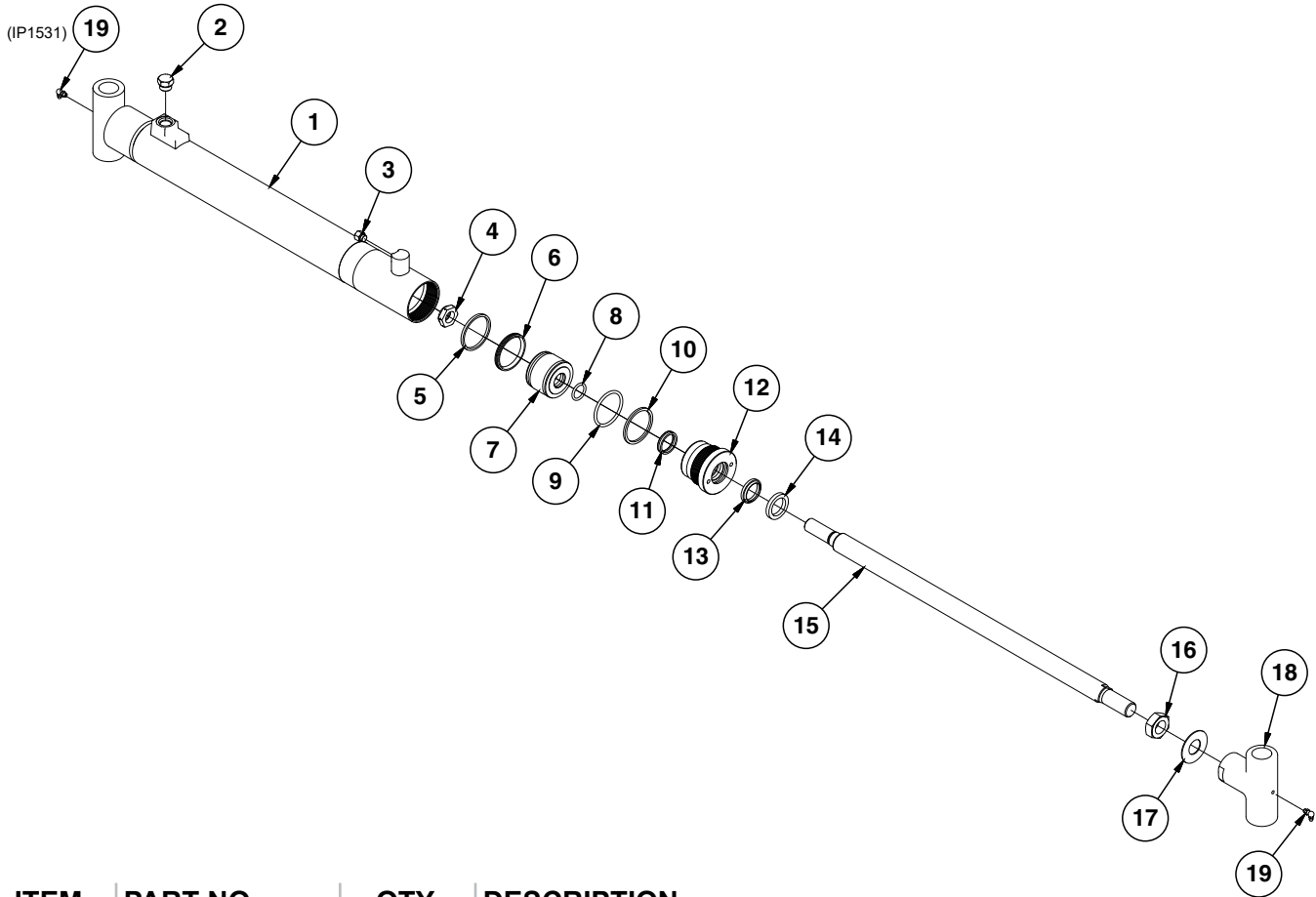
This page left blank intentionally.

(IP1032)



ITEM	PART NO.	QTY.	DESCRIPTION
1	A13937	1	Barrel (Non-Stock Item), 12 Row
	A13953	1	Barrel (Non-Stock Item), 16 Row
2	GA13935	1	Rod Assembly, 12 Row
	GA8859	1	Rod Assembly, 16 Row
3	GD12104	1	Ring, 1 $\frac{3}{4}$ "
4	*D12200	1	Wiper, 1 $\frac{3}{4}$ "
5	*D12253	1	U-Cup
6	GD11984	1	Gland
7	G6400-08-04	1	Connector W/O-Ring, $\frac{3}{4}$ "-16 Male JIC To $\frac{7}{16}$ "-20 O-Ring
	GR1465	-	O-Ring
8	*D12203	1	Back-Up Ring, No. 334
9	*D12202	1	O-Ring, No. 334
10	GD7147	1	Spacer
11	*D12204	1	O-Ring, No. 218
12	GD11970	1	Piston
13	*D12278	1	T-Seal
14	*D12047	1	Wear Ring
15	G10972	1	Lock Nut, 1 $\frac{1}{4}$ "-12
16	G6408-08	1	Plug W/O-Ring, $\frac{3}{4}$ "-16 O-Ring
	GR1037	-	O-Ring
17	G304-C-8	1	Cap Nut, $\frac{3}{4}$ -16
18	G10328	1	Hex Head Cap Screw, $\frac{3}{8}$ "-16 x $\frac{5}{8}$ "
19	G10229	1	Lock Washer, $\frac{3}{8}$ "
20	GD12597	1	Bracket
21	G2700-08	1	Bulkhead Tube Union, $\frac{3}{4}$ "-16 Male JIC
22	GA13939	1	Hydraulic Tube Assembly, 62 $\frac{7}{8}$ ", 12 Row
	GA8979	1	Hydraulic Tube Assembly, 92 $\frac{1}{16}$ ", 16 Row
A	GA13938	-	Cylinder Complete, 3" x 54" (Part Number Stamped On Barrel), 12 Row
	GA13954	-	Cylinder Complete, 3" x 84" (Part Number Stamped On Barrel), 16 Row
B	GR1519	-	Seal Kit, Includes: (2) O-Rings, (1) BU Ring, (1) Wiper, (1) U-Cup, (1) T-Seal, (1) Wear Ring

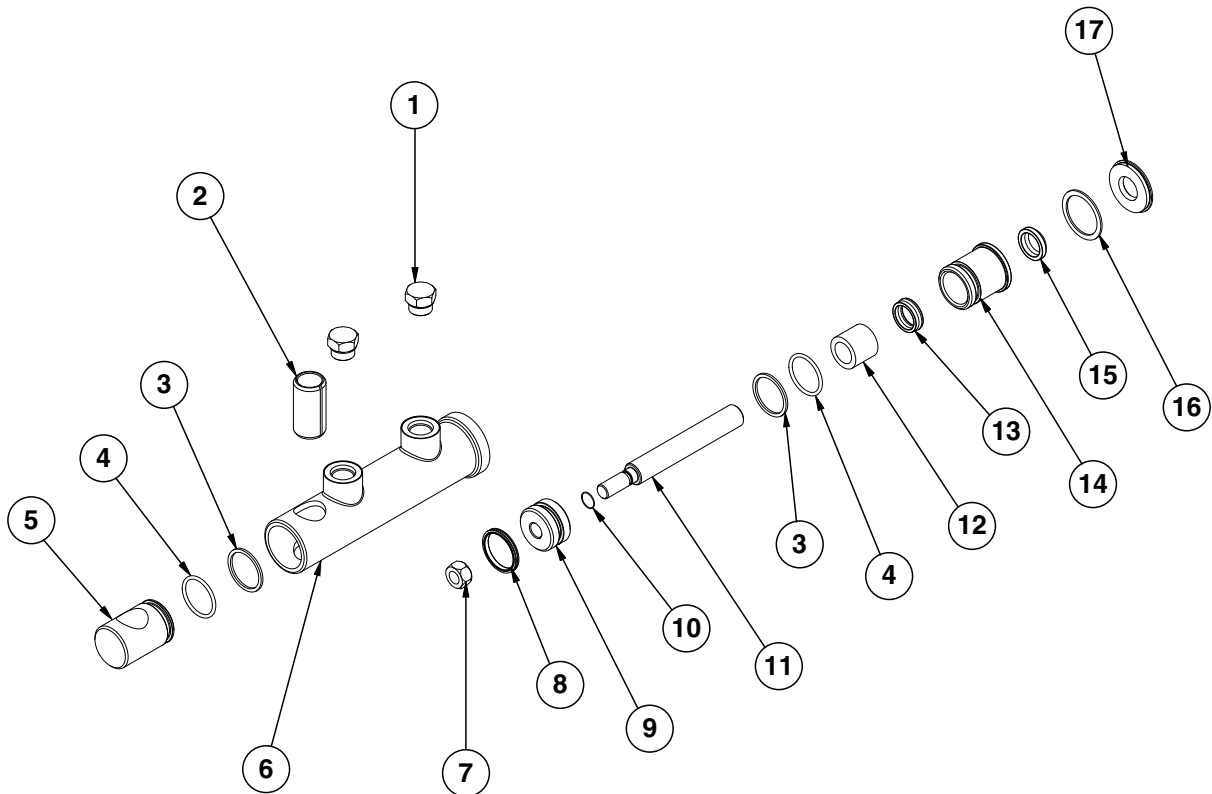
*Part of seal kit, item can not be purchased individually.



ITEM	PART NO.	QTY.	DESCRIPTION
1	A14631	1	Barrel (Non-Stock Item)
2	G6408-08 GR1037	1	Plug W/O-Ring, 3/4"-16 O-Ring O-Ring
3	G6408-04 GR1465	1	Plug W/O-Ring, 7/16"-20 O-Ring O-Ring
4	GD27234	1	Nylon Lock Nut, 7/8"-14, Grade 8
5	*D12012	1	Piston Ring
6	*A24473	1	BP Seal
7	GD30264	1	Piston
8	*D30262	1	O-Ring, No. 213
9	*D12212	1	O-Ring, No. 330
10	*D12213	1	Back-Up Ring
11	*D12251	1	U-Cup
12	GD10207	1	Gland
13	*D12210	1	Wiper
14	GD12102	1	Ring, 1 1/4"
15	GD30263	1	Rod
16	G10324	1	Hex Jam Nut, 1"-14, Grade 2
17	GD23002	1	Locking Device
18	GD14308	1	Threaded Sleeve End
19	G10779	2	Grease Fitting, 90°, 1/4"-28
A	GA21030	--	Cylinder Complete, 2 1/2" x 20" (Part Number Stamped On Barrel)
B	GR1925	1	Seal Kit, Includes: (2) O-Rings, (1) Back-Up Ring, (1) U-Cup, (1) Wiper, (1) Piston Ring, (1) T-Seal

* Item is part of seal kit, item can not be purchased individually.

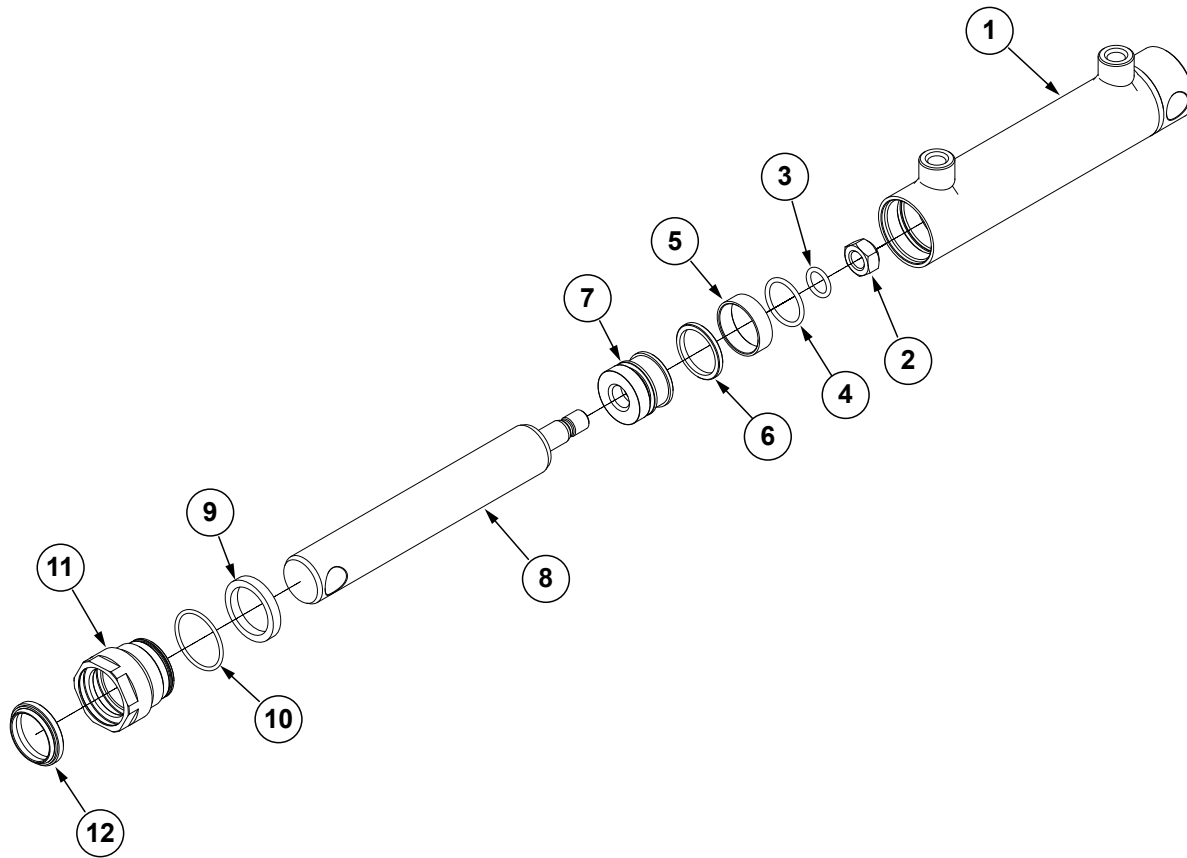
(IP1029)



ITEM	PART NO.	QTY.	DESCRIPTION
1	G6408-08 GR1037	2 -	Plug W/O-Ring, 3/4"-16 O-Ring O-Ring
2	GD13400	1	Tension Bushing, 1" x 2" Long
3	*D12260	2	Back-Up Ring, No. 218
4	*D12204	2	O-Ring, No. 218
5	GD13173	1	End Cap
6	D13169	1	Barrel (Non-Stock Item)
7	GD27232	1	Nylon Lock Nut, 1/2"-20, Grade 8
8	*D12276	1	T-Seal, 1 1/2"
9	GD13172	1	Piston
10	*D12261	1	O-Ring, No. 014
11	GD13171	1	Rod
12	*D13399	1	Bronze Bushing
13	*D12259	1	U-Cup
14	GD13170	1	Gland
15	*D12258	1	Wiper
16	G10770	1	Internal Retaining Ring, 1 11/16"
17	GD12139	1	Water Cap Seal
A	GA9205	-	Cylinder Complete, 1 1/2" x 2 1/2" (Part Number Stamped On Barrel)
B	GR1598	-	Seal Kit, Includes: (2) O-Rings, (1) Back-Up Ring, (1) U-Cup, (1) Wiper, (2) Seals, (1) Bronze Bushing

*Part of seal kit, item can not be purchased individually.

(IP1531)

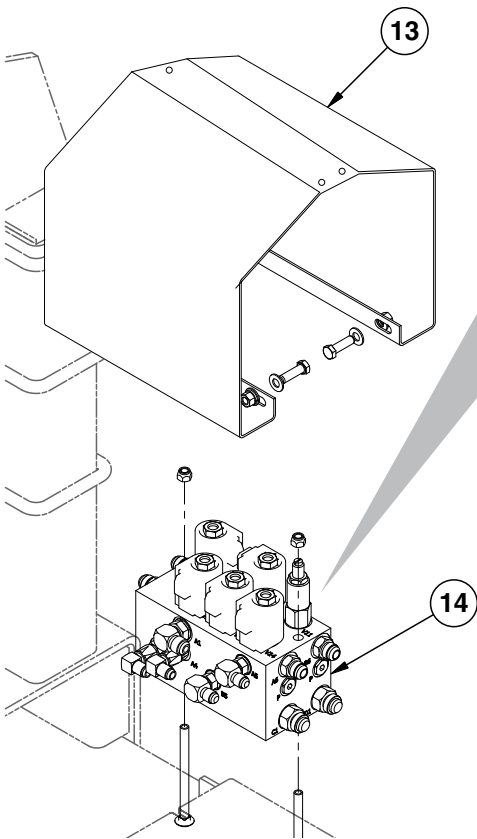
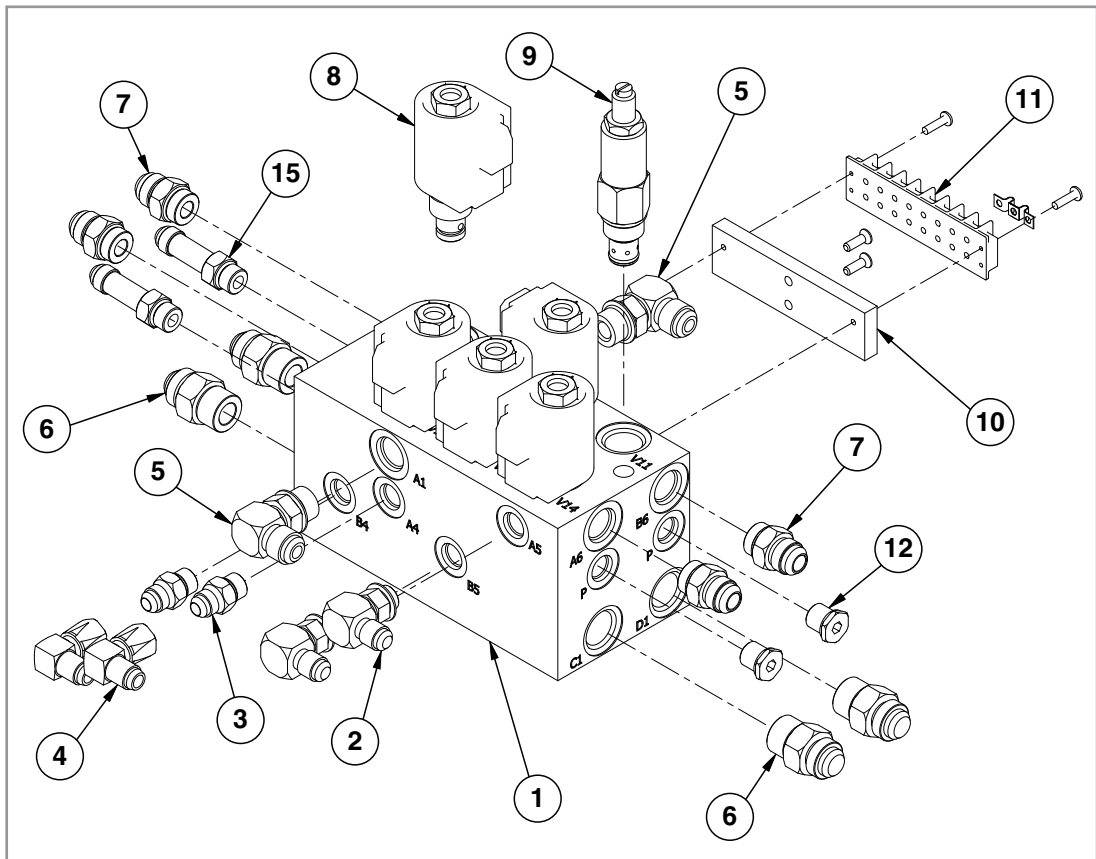


ITEM	PART NO.	QTY.	DESCRIPTION
1	---	1	Barrell (Non-Stock Item)
2	*R2309	1	Piston Nut
3	*R2303	1	O-Ring
4	*R2300	1	Piston O-Ring
5	*R2302	1	Wear Band
6	*R2301	1	Piston Seal
7	*R2308	1	Piston
8	*R2281	1	Cylinder Rod
9	*R2305	1	Rod Seal
10	*R2304	1	O-Ring
11	*R2283	1	Head Gland
12	*R2307	1	Wiper
A	GA25261	-	Cylinder Complete, 1¼" x 4¼"
B	GR2362	-	Piston Rod and Seals Assembly, Includes Items 2-8
C	GR2363	-	Head Gland and Seals Assembly, Includes Items 9-12

* Item is part of a sub-assembly, item can not be purchased individually.

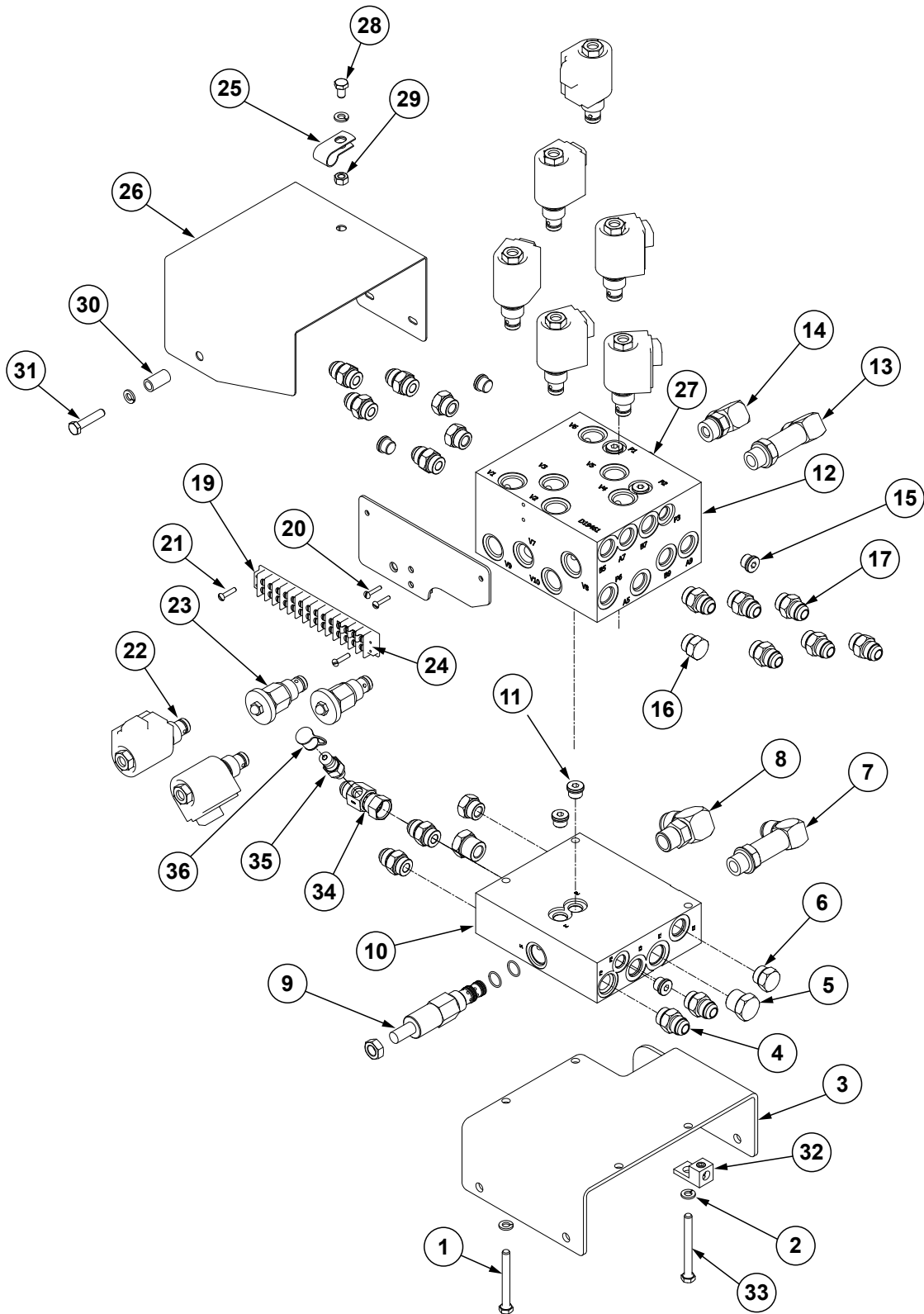
This page left blank intentionally.

(IP1110/IP1111)



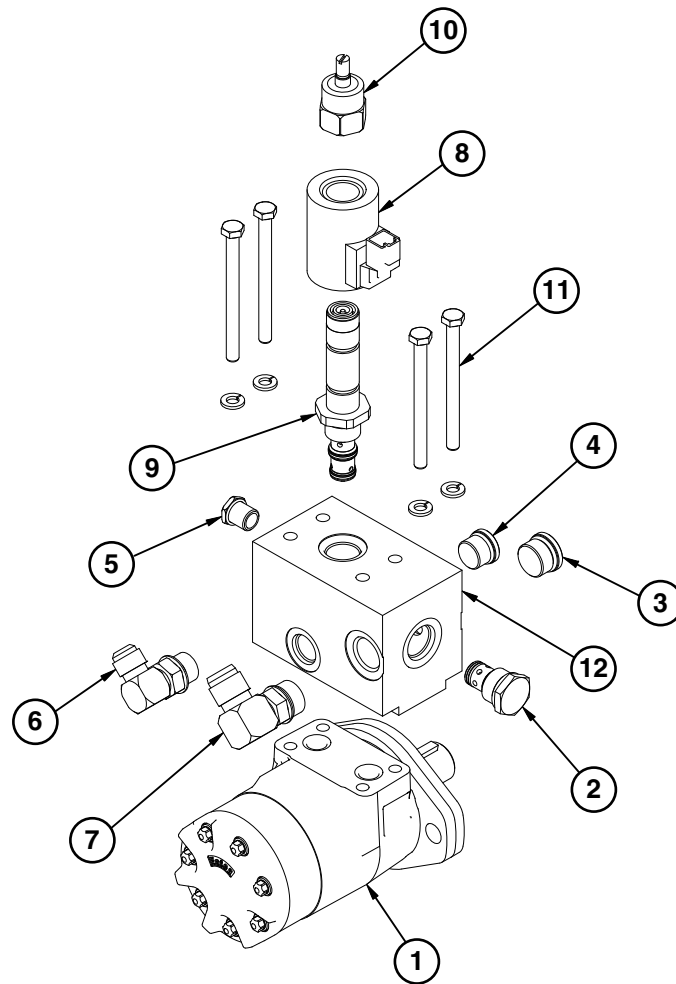
ITEM	PART NO.	QTY.	DESCRIPTION
1	GD9905	1	Block
2	G6801-06 GR1045	2 -	Elbow W/O-Ring, 90°, 1/16"-18 Male JIC To O-Ring O-Ring
3	G6400-06 GR1045	2 -	Connector W/O-Ring, 1/16"-18 Male JIC To O-Ring O-Ring
4	G6500-06	2	Swivel Elbow, 90°, 1/16"-18 Male JIC To Female
5	G6801-08 GR1037	2 -	Elbow W/O-Ring, 90°, 3/4"-16 Male JIC To O-Ring O-Ring
6	G6400-10 GR1466	4 -	Connector W/O-Ring, 7/8"-14 Male JIC To O-Ring O-Ring
7	G6400-08 GR1037	4 -	Connector W/O-Ring, 3/4"-16 Male JIC To O-Ring O-Ring
8	---	-	See "Solenoid Valve" on page P240
9	GA3407	-	Pressure Relief Valve, 1000 PSI
10	GD12818 G11068	1 2	Terminal Strip Mount Phillips Flat Head Machine Screw, No. 10-24 x 5/8", Stainless Steel
11	GA9098 GD13310 G11065	1 2 2	Terminal Strip W/Screws, No. 6, 8 Terminal Jumper, 7/16" Phillips Pan Head Machine Screw, No. 8-32 x 5/8", Stainless Steel
12	G6408-H06-O GR1045	2 -	Hex Socket Head Plug W/O-Ring, 1/16"-18 O-Ring
13	GD22691 G10004 G11387 G10229 G10101	1 4 8 4 4	Manifold Block Cover Hex Head Cap Screw, 3/8"-16 x 1 1/4" Flat Washer, 3/8" SAE Lock Washer, 3/8" Hex Nut, 3/8"-16
14	GA7023 G11326 G10108	1 2 2	Manifold Block Assembly Carriage Bolt, 3/8"-16 x 5" Lock Nut, 3/8"-16
15	G6400-L-06 GR1045	2 -	Long Connector W/O-Ring, 9/16"-18 Male JIC To O-Ring O-Ring
A	GR0764	-	Pressure Relief Valve Seal Kit, Includes: (2) O-Rings, (1) BU Ring

(IP1043b)



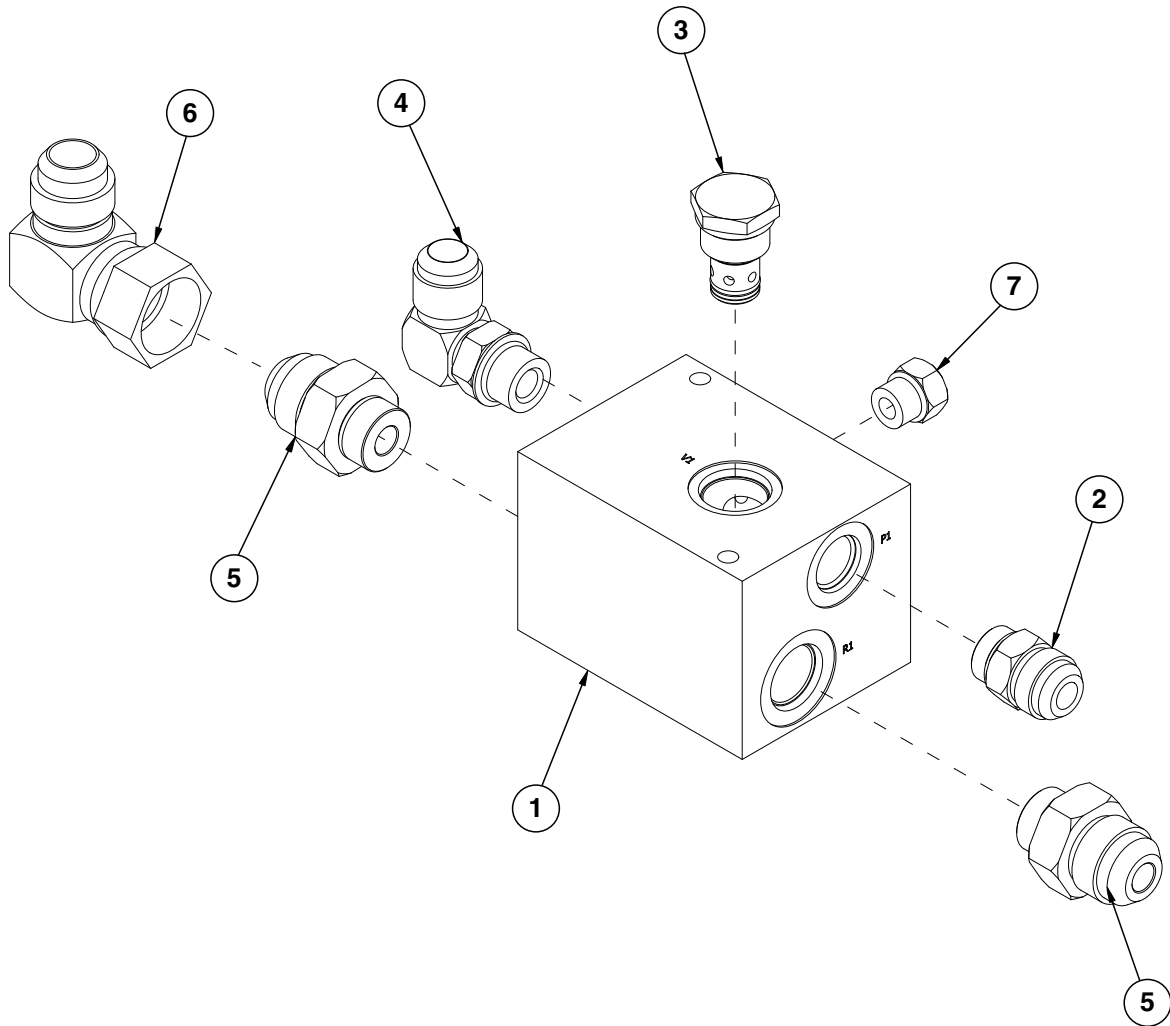
ITEM	PART NO.	QTY.	DESCRIPTION
1	G10583	2	Hex Head Cap Screw, 5/16"-18 x 2 3/4"
2	G10232	5	Lock Washer, 5/16"
3	G10307601	1	Rear Hydraulic Block Mount
4	G6400-08	4	Connector W/O-Ring, 3/4"-16 Male JIC To O-Ring
	GR1037	-	O-Ring
5	G6408-10	2	Plug W/O-Ring, 7/8"-14 O-Ring
	GR1466	-	O-Ring
6	G6408-08	2	Plug W/O-Ring, 3/4"-16 Male JIC To O-Ring
	GR1037	-	O-Ring
7	G6801-LL-10	1	X-Long Elbow W/O-Ring, 90°, 7/8"-14 Male JIC To O-Ring
	GR1466	-	O-Ring
8	G6801-12-10	1	Elbow W/O-Ring, 90°. 1 1/16"-12 Male JIC To 7/8"-14 O-Ring
	GR1466	-	O-Ring
9	GA13034	1	Reducing Valve/Pressure Relief
10	GD18509	1	Wing Down/Seed Rate Block
11	G6408-H06-O	3	Hex Socket Head Plug W/O-Ring, 5/16"-18
12	GD19461	1	Block
13	G6801-LL-10	1	X-Long Elbow W/O-Ring, 90°, 7/8"-14 Male JIC To O-Ring
	GR1466	-	O-Ring
14	G6801-10	1	Elbow W/O-Ring, 90°, 7/8"-14 Male JIC To O-Ring
	GR1466	-	O-Ring
15	G6408-H06-O	5	Hex Socket Head Plug W/O-Ring, 5/16"-18
16	G6408-08	3	Plug W/O-Ring, 3/4"-16 O-Ring
	GR1037	-	O-Ring
17	G6400-08	10	Plug W/O-Ring, 3/4"-16 O-Ring
	GR1037	-	O-Ring
18	GA13741	1	Terminal Strip Mount
19	GA9097	1	Terminal Strip W/Screws, No. 6, 14 Terminal
20	G11066	2	Phillips Pan Head Machine Screw, No. 10-24 x 3/4", Stainless Steel
21	G11067	2	Phillips Pan Head Machine Screw, No. 8-32 x 3/4", Stainless Steel
22	GR0763	8	Cartridge
	GR1445	8	Coil
	GR0761	8	Special Hex Nut, 1/2"-20
23	GA3413	2	Flow Control Valve
24	GD13310	3	Jumper, 7/16"
	G10996	12	Fork Terminal
25	GD13348	1	Insulated Clamp, 1 1/16"
26	GD13146	1	Valve Block Cover
27	G10977	2	Phillips Pan Head Machine Screw, No. 10-24 x 1/2", Stainless Steel
28	G10004	1	Hex Head Cap Screw, 3/8"-16 x 1 1/4"
29	G11091	1	Serrated Flange Nut, 3/8"-16
30	GD7318	1	Sleeve, 1" Long
31	G10003	1	Hex Head Cap Screw, 3/8"-16 x 1 1/2"
32	GA3584	1	Ground Clamp
33	G10755	1	Hex Head Cap Screw, 5/16"-18 x 3"
34	G6504-08-08-04	1	Gauge Port
35	GPD-02M-04MB	1	Test Port
	G6410-04-06	-	Adapter, 7/16"-20 O-Ring x 5/16"-18
36	GD35251	1	Check Valve Cap
	G10568101	-	Pressure Sensor (0-250)
A	GR2043	-	Seal Kit (Reducing Valve/Pressure Relief)

(IP1008)



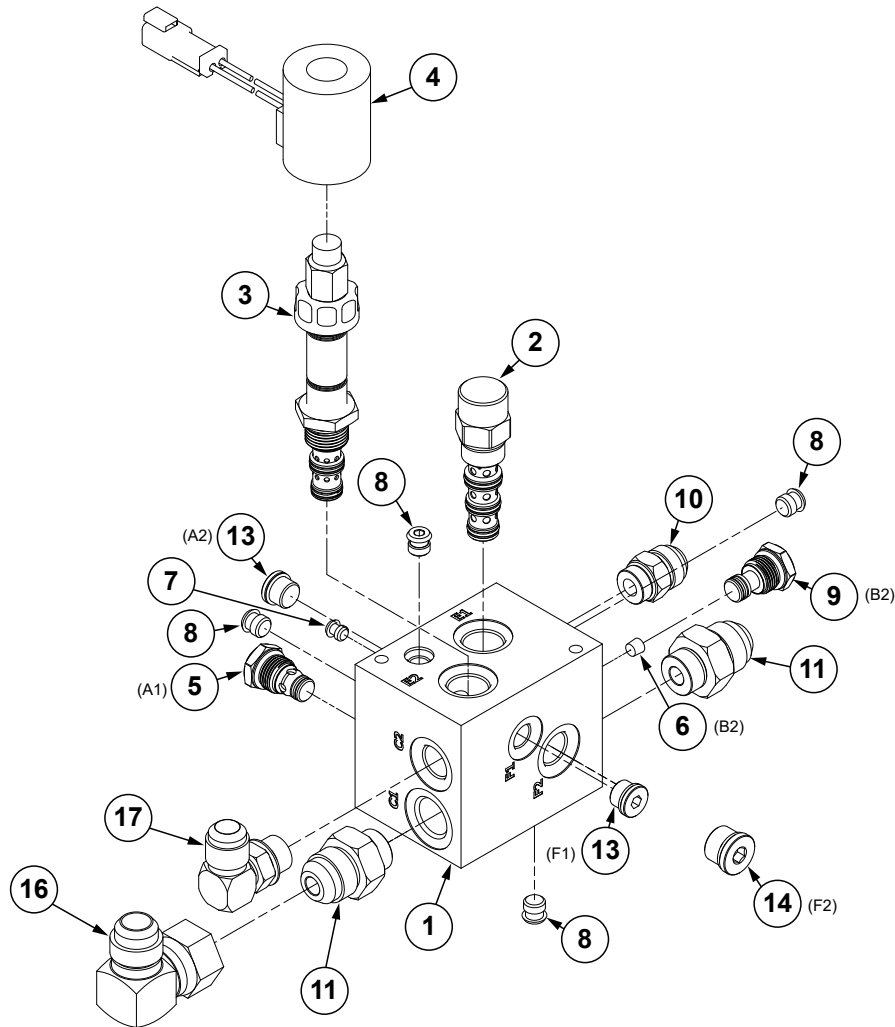
ITEM	PART NO.	QTY.	DESCRIPTION
1	GA13633	1	Hydraulic Motor
	GD18811	-	O-Ring, No. 112
2	GA4293	1	Check Valve
3	G6408-H10-0	1	Hex Socket Head Plug W/O-Ring, 7/8"-14 O-Ring
4	G6408-H08-0	1	Hex Socket Head Plug W/O-Ring, 3/4"-16
5	G6408-H06-O	1	Hex Socket Head Plug W/O-Ring, 9/16"-18
6	G6801-08	1	Elbow W/O-Ring, 90°, 3/4"-16 Male JIC To O-Ring
7	G6801-10	1	Elbow W/O-Ring, 90°, 7/8"-14 Male JIC To O-Ring
	GR1466	-	O-Ring
8	GA13079	1	Coil
9	GA13078	1	Proportional Valve
10	GR1846	1	Manual Override
11	G11309	4	Hex Head Cap Screw, 5/16"-18 x 3 3/4"
	G10232	4	Lock Washer, 5/16"
12	GD19440	1	Valve Block
A	GA13661	-	Hydraulic Motor Assembly
B	GR1939	-	Seal Kit (Hydraulic Motor)
C	GR2041	-	Seal Kit (Check Valve)

(IP1094)



ITEM	PART NO.	QTY.	DESCRIPTION
1	GD19123	1	Block
2	G6400-10-08 GR1037	1 -	Connector W/O-Ring, 7/8"-14 Male JIC To 3/4"-16 O-Ring O-Ring
3	GA4293	1	Check Valve
4	G6801-10-08 GR1037	1 -	Elbow W/O-Ring, 90°, 7/8"-14 Male JIC To 3/4"-16 O-Ring O-Ring
5	G6400-12-10	2	Connector W/O-Ring, 1 1/16"-12 Male JIC To 7/8"-14 O-Ring
6	G6500-12	1	Swivel Elbow, 90°, 1 1/16"-12 Male JIC To Female
7	G6408-06 GR1045	1 -	Plug W/O-Ring, 9/16"-18 O-Ring O-Ring
A	GR2041	-	Seal Kit (Check Valve)

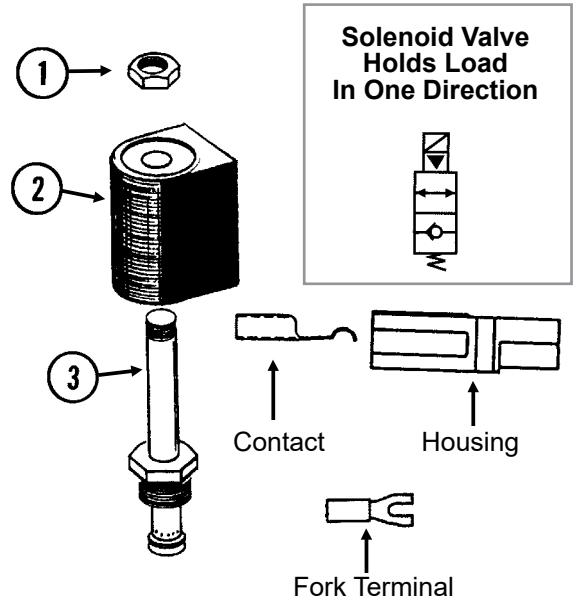
(A21319)



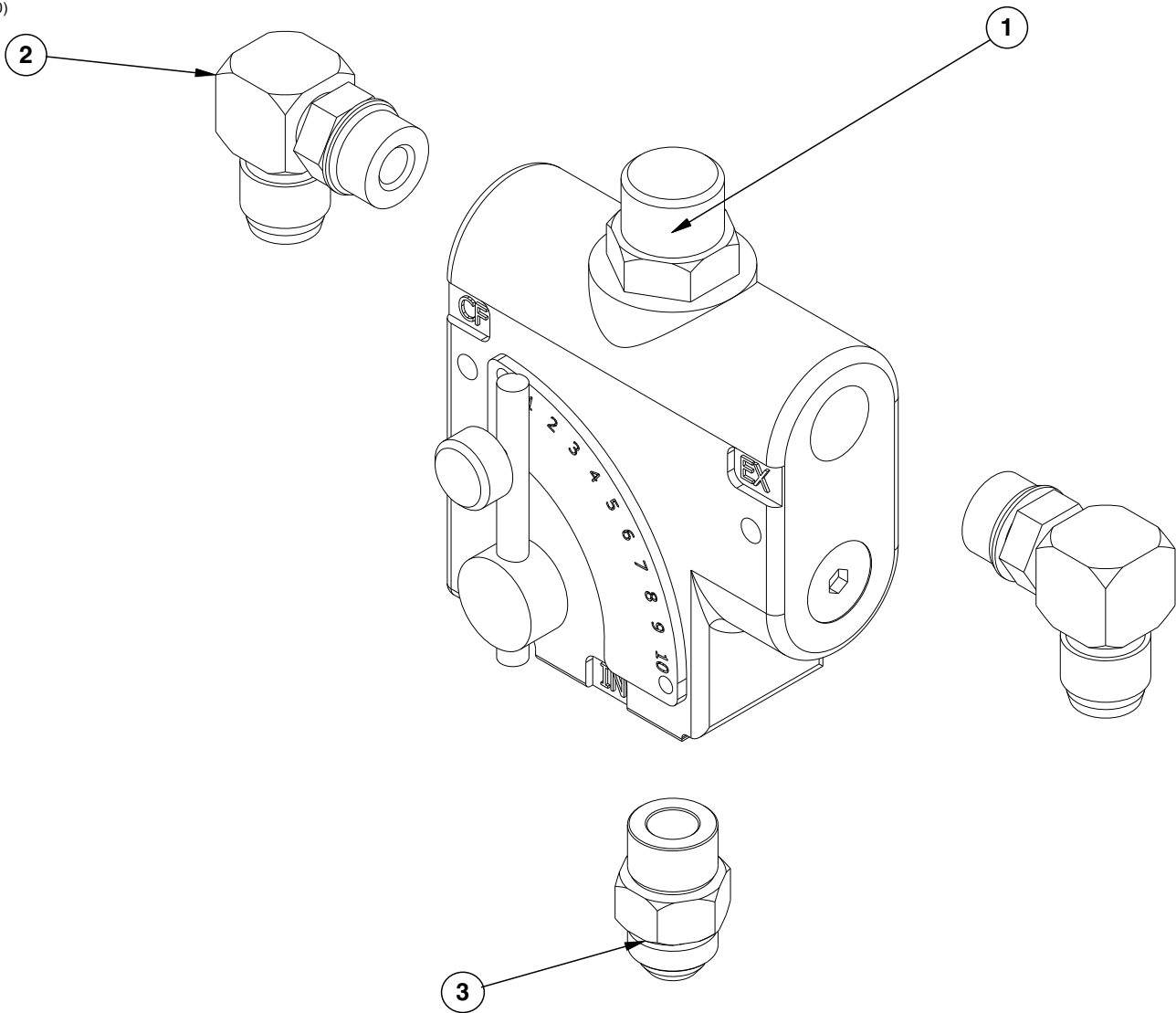
ITEM	PART NO.	QTY.	DESCRIPTION
1	GD30571	1	Bulk Fill Fan Valve Block
2	GA20270	1	Pressure Compensator, 150 PSI
3	GA20271	1	Proportional Flow Control, 0-8 GPM
4	GA20272	1	Coil, 12VDC
5	GA21067	1	Check Valve, No. 8
6	GD29315	1	Flow Restrictor Orifice, .015" Diameter
7	GD29318	1	Plug
8	GD29321	4	Plug
9	GD35422	1	Cavity Plug
10	G6400-10-08 GR1037	1 -	Connector W/O-Ring, 7/8"-14 Male JIC To 3/4"-16 O-Ring O-Ring
11	G6400-12-10	2	Connector W/O-Ring, 1 1/16"-12 Male JIC To 7/8"-14 O-Ring
12	---	---	---
13	G6408-H06-O GR1045	2	Hex Socket Head Plug W/O-Ring, 9/16"-18 O-Ring O-Ring
14	G6408-H08-O	1	Hex Socket Head Plug W/O-Ring, 3/4"-16
15	---	---	---
16	G6500-12	1	Swivel Elbow, 90°, 1 1/16"-12 Male JIC To Female
17	G6801-10-08 GR1037	1 -	Elbow W/O-Ring, 90°, 7/8"-14 Male JIC To 3/4"-16 O-Ring O-Ring

VVB019(TWL27c/TWL18/PLTR75c/A9481)

ITEM	PART NO.	QTY.	DESCRIPTION
1	GR0761	1	Special Hex Nut, 1/2"-20
2	G1K274	1	Coil Kit W/Coil, Contacts, Housings And Fork Terminals
	GD9529	2	Housing, Black
	GD9530	2	Contact
	G10996	2	Fork Terminal
3	GR0763	1	Cartridge
A	G1K275	-	Solenoid Valve Kit W/Solenoid Valve, Contacts, Housings And Fork Terminals
	GD9529	2	Housing, Black
	GD9530	2	Contact
	G10996	2	Fork Terminal
B	GR0764	-	Seal Kit, Includes: (2) O-Rings, (1) BU Ring

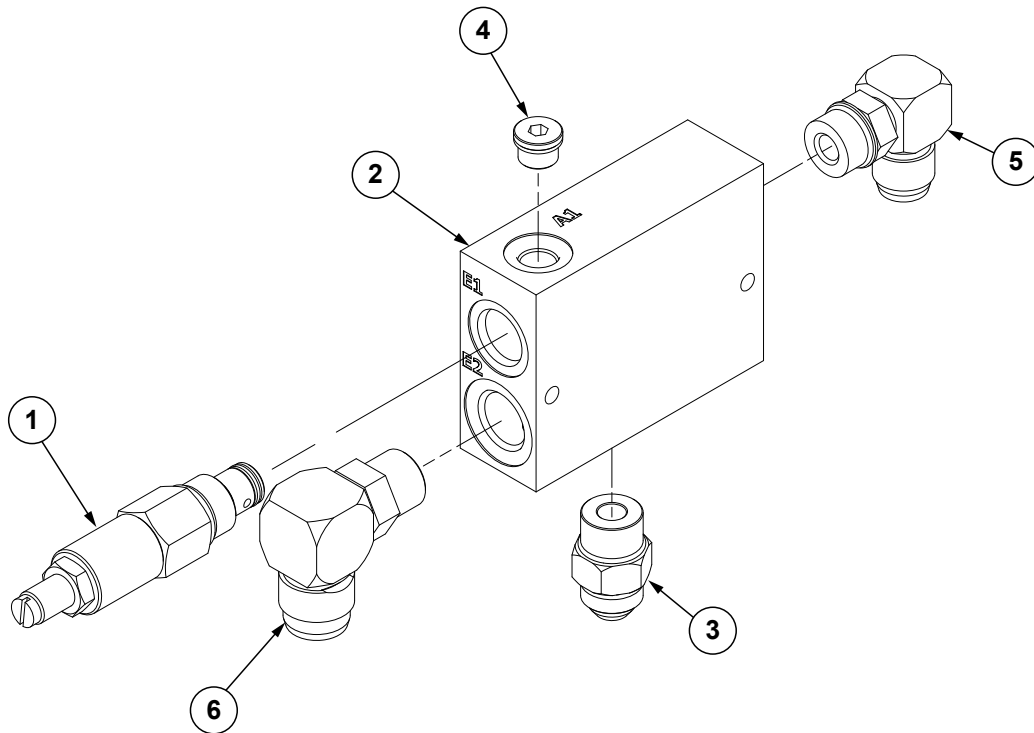


(IP1050)



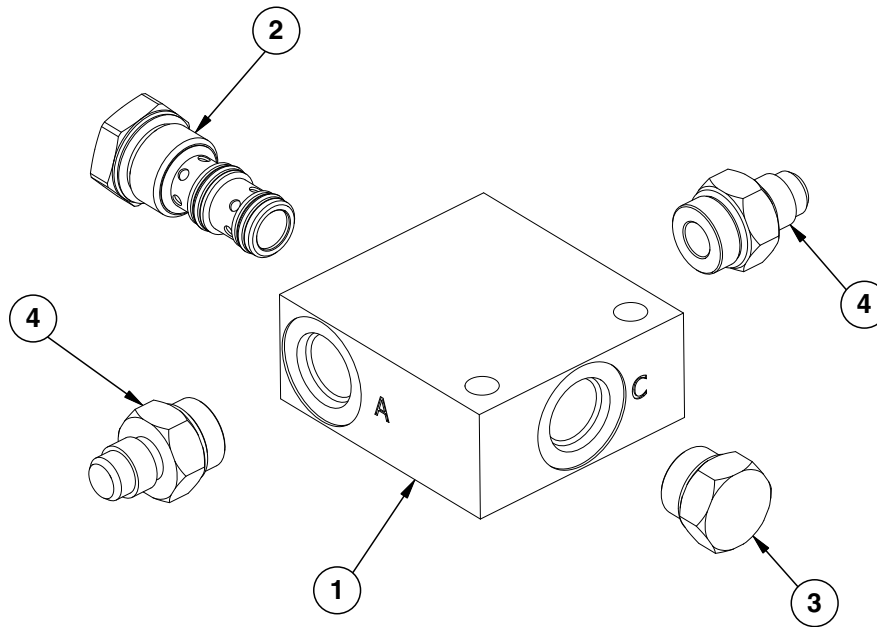
ITEM	PART NO.	QTY.	DESCRIPTION
1	GA10918	1	Flow Control Valve
2	G6801-10	2	Elbow W/O-Ring, 90°, 7/8"-14 Male JIC To O-Ring
3	G6400-10	1	Connector W/O-Ring, 7/8"-14 Male JIC To O-Ring
	GR1466	-	O-Ring

(A25606)



ITEM	PART NO.	QTY.	DESCRIPTION
1	GA17426	1	Pressure Relief Valve (3000 PSI)
2	GD30500	1	PTO Hydraulic Valve Block
3	G6400-10 GR1466	1 -	Connector W/O-Ring, 7/8"-14 Male JIC To O-Ring O-Ring
4	G6408-H06-O GR1045	1 -	Hex Socket Head Plug W/O-Ring, 9/16"-18 O-Ring O-Ring
5	G6801-10 GR1466	1 -	Elbow W/O-Ring, 90°, 7/8"-14 Male JIC To O-Ring O-Ring
6	G6801-12-10 GR1466	1 -	Elbow W/O-Ring, 90°. 1 1/16"-12 Male JIC To 7/8"-14 O-Ring O-Ring

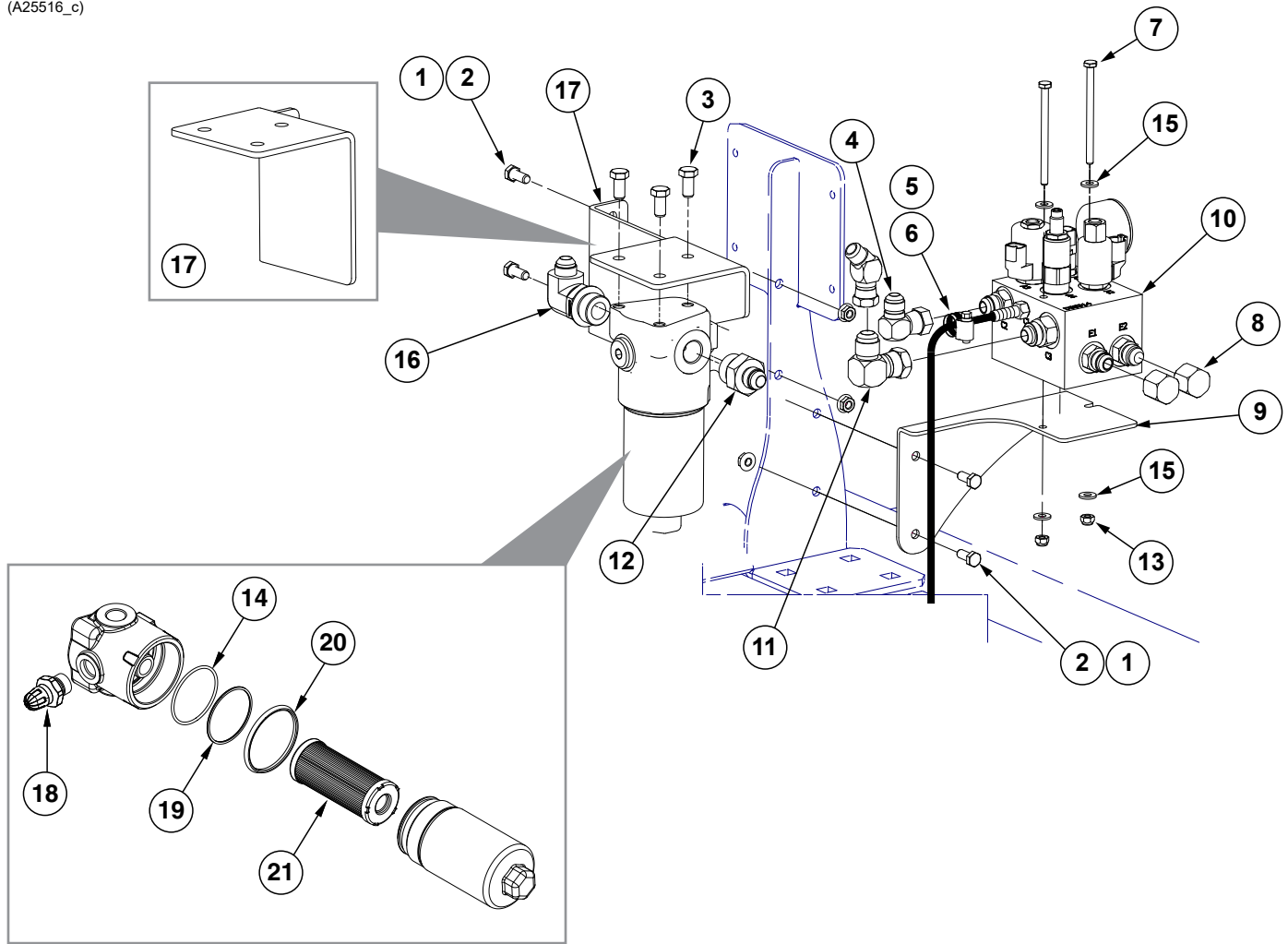
(IP1114)



ITEM	PART NO.	QTY.	DESCRIPTION
1	GD19834	1	Flow Control Block
2	GA13965	1	Bi-Directional Flow Control
3	G6408-08 GR1037	1 -	Plug W/O-Ring, 3/4"-16 O-Ring O-Ring
4	G6400-06-08 GR1037	2 -	Connector W/O-Ring, 9/16"-18 Male JIC To 3/4"-16 O-Ring O-Ring
A	GA13966	-	Hydraulic Flow Control Block Assembly

This page left blank intentionally.

(A25516_c)

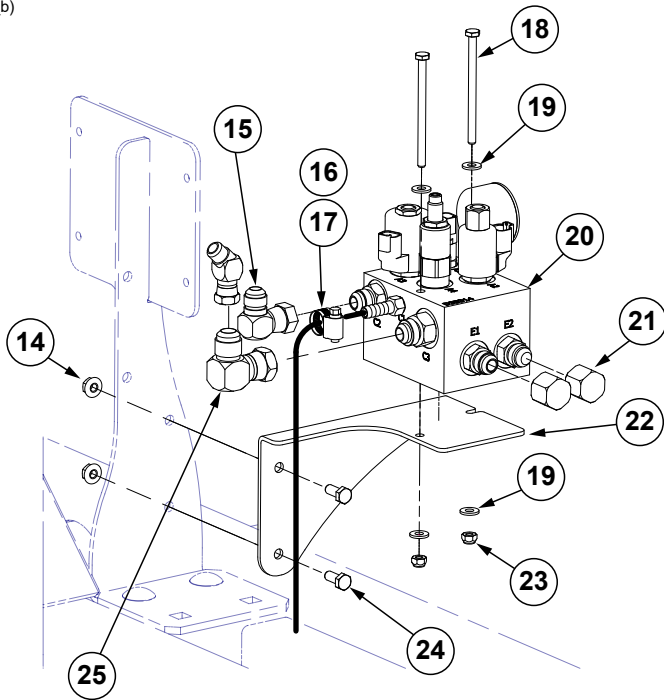


ITEM	PART NO.	QTY.	DESCRIPTION
1	G10620	4	Serrated Flange Nut, 5/16"-18
2	G10043	4	Hex Head Cap Screw, 5/16"-18 x 3/4"
3	G10002	3	Hex Head Cap Screw, 3/8"-16 x 3/4"
4	G6500-08	1	Swivel Elbow, 90°, 3/4"-16 Male JIC To Female
5	*D6279-03	1	Clear PVC Tubing, 3/8" x 28"
6	G10681	1	Hose Clamp, No. 6
7	G11135	2	Hex Head Cap Screw, 1/4"-20 X 3 3/4"
8	G304-C-8	2	Cap Nut, 3/4"-16
9	GD35311	1	Hydraulic Block Mount Bracket
10	GA25289	1	See "Down Force Manifold Block" on page P249
11	G6500-10	1	Swivel Elbow, 90°, 7/8"-14 Male JIC To Female
	G6502-10	1	Swivel Elbow, 45°, 7/8"-14 Male JIC To Female
12	G6400-08-12	1	Adapter, 3/4"-16 Male JIC to 1 1/16"-12 O-Ring
13	G10110	2	Lock Nut, 1/4"-20, Grade B
14	**R2367	1	Sealing O-Ring
15	G11385	4	Flat Washer, 1/4" SAE
16	G6801-10-12	1	Elbow W/O-Ring, 90°, 7/8"-14 Male JIC To 1 1/16"-12 O-Ring
17	GD35926	1	Filter Mount Plate (Hydraulic Drive)
	GD35827	-	Filter Mount Plate (Blue Drive)
18	GR2361	1	Flow Indicator
19	**R2366	1	Anti-Extrusion Ring
20	**R2365	1	External O-Ring
21	GD35835	1	Replacement Filter Cartridge
A	GA25857	1	In-Line Filter Assembly, Includes Items 18-21
B	GR2368	-	Seal Kit, Includes: (1) Sealing O-Ring, (1) Anit-Extrusion Ring, (1) External O-Ring

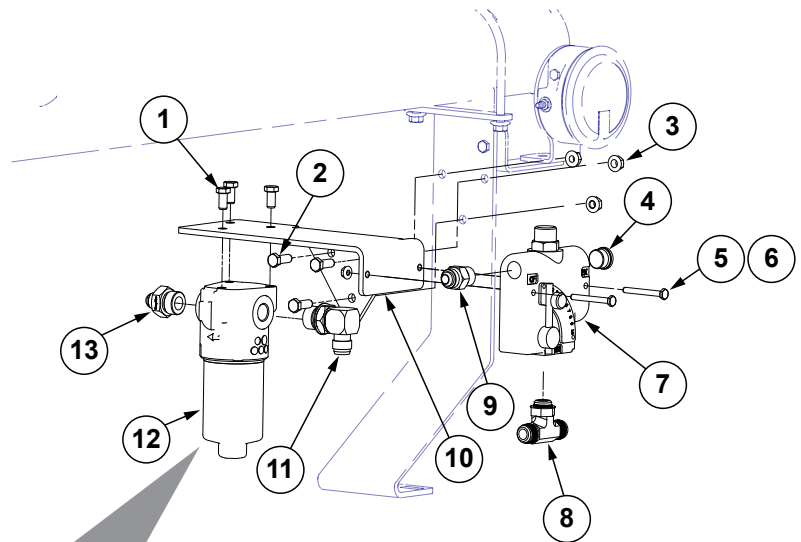
*Hose not stocked by Kinze repair parts, but is available in bulk. Order GD6279-00.

**Item is part of seal kit, item can not be purchased individually.

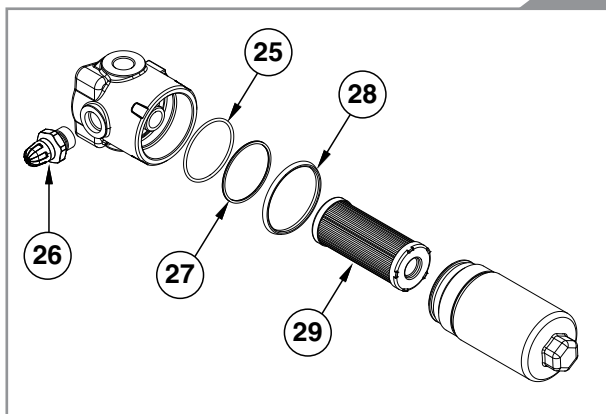
(A25262_b)



Manifold Block Assembly



Flow Control and InLine Filter

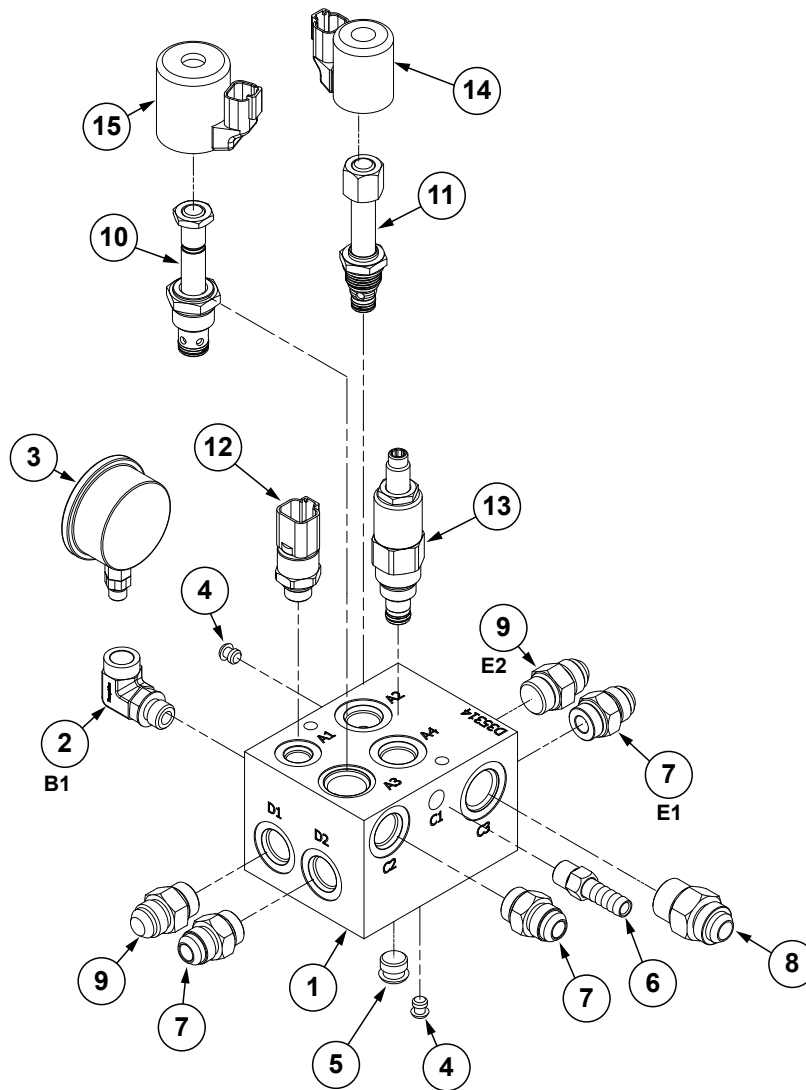


ITEM	PART NO.	QTY.	DESCRIPTION
1	G10002	3	Hex Head Cap Screw, 3/8"-16 x 3/4"
2	G10001	3	Hex Head Cap Screw, 3/8"-16 x 1"
3	G10622	3	Serrated Flange Nut, 3/8"-16
4	G6408-H10-0	1	Hex Socket Head Plug W/O-Ring, 7/8"-14 O-Ring
5	G10880	2	Hex Head Cap Screw, 1/4"-20 x 2 1/4"
6	G10621	2	Serrated Flange Nut, 1/4"-20
7	GA10918	1	Flow Control Valve
8	G6803-10	1	Adjustable Tee, 7/8"-14
9	G6400-10 GR1466	1	Connector W/O-Ring, 7/8"-14 Male JIC To O-Ring O-Ring
10	GD35826	1	Flow Control Mount Plate
11	G6801-08-12	1	90° Adjustable Elbow, 3/4"-16 to 1 1/16"-12
12	GA25857 GD35835	1 -	In-Line Filter Assembly Replacement Filter Cartridge
13	G6400-08-12	1	Connector, W/O-Ring, 3/4"-16 Male JIC to 1 1/16"-12 O-Ring
14	G10620	2	Serrated Flange Nut, 5/16"-18
15	G6500-08	1	Swivel Elbow, 90°, 3/4"-16 Male JIC To Female
16	*D6279-03	1	Clear PVC Tubing, 3/8" x 28"
17	G10681	1	Hose Clamp, No. 6
18	G11135	2	Hex Head Cap Screw, 1/4"-20 X 3 3/4"
19	G11385	2	Flat Washer, 1/4" SAE
20	GA25289	1	See "Down Force Manifold Block" on page P249
21	G304-C-8	2	Cap Nut, 3/4"-16 (Models W/out Interplant)
22	GD35311	1	Hydraulic Block Mount Bracket
23	G10110	2	Lock Nut, 1/4"-20, Grade B
24	G10043	2	Hex Head Cap Screw, 5/16"-18 x 3/4"
25	G6500-10	1	Swivel Elbow, 90°, 7/8"-14 Male JIC To Female
	G6502-10	1	Swivel Elbow, 45°, 7/8"-14 Male JIC To Female
25	**R2367	1	Sealing O-Ring
26	GR2361	1	Flow Indicator
27	**R2366	1	Anti-Extrusion Ring
28	**R2365	1	External O-Ring
29	GD35835	1	Replacement Filter Cartridge
A	GA25857	1	In-Line Filter Assembly, Includes Items 26-29
B	GR2368	-	Seal Kit, Includes: (1) Sealing O-Ring, (1) Anit-Extrusion Ring, (1) External O-Ring

*Hose not stocked by Kinze repair parts, but is available in bulk. Order GD6279-00.

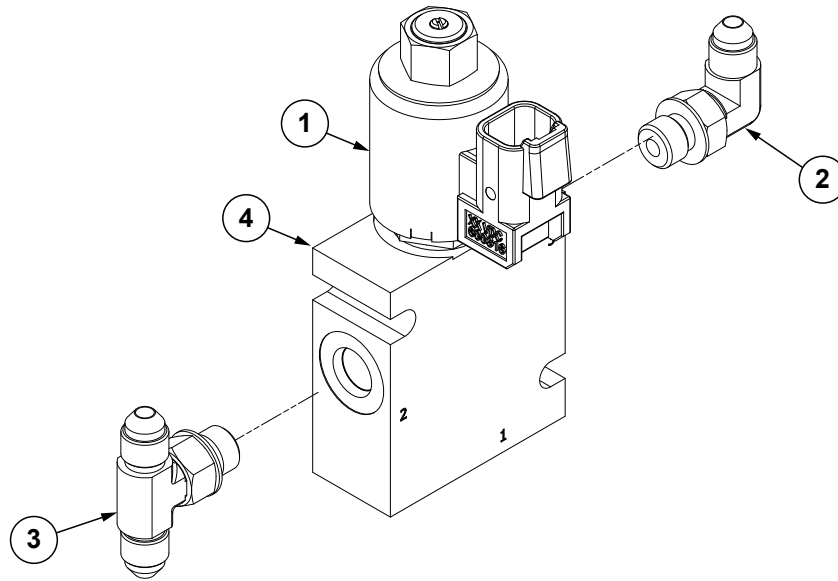
* **Item is part of seal kit, item can not be purchased individually.

(A25289)



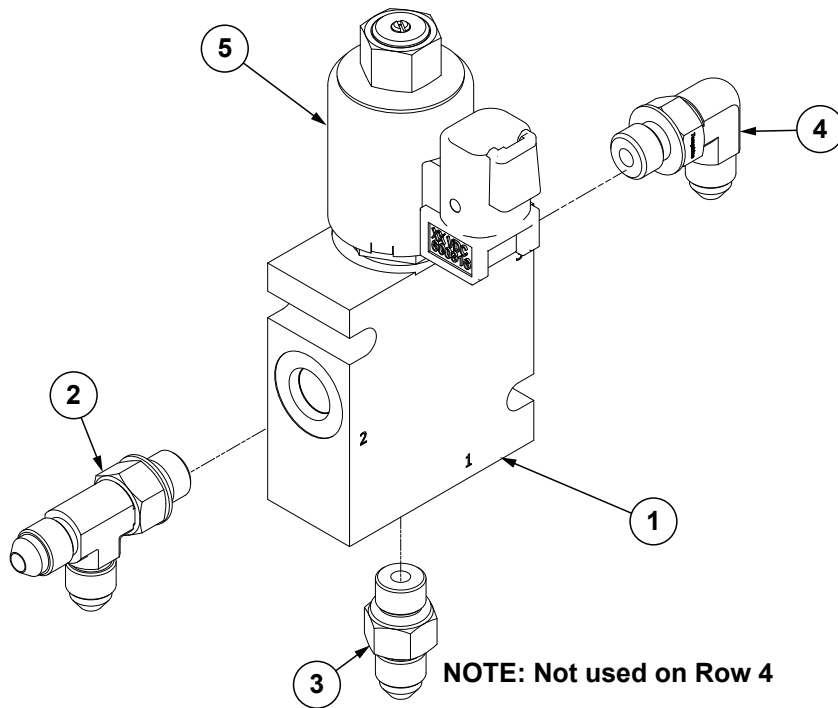
ITEM	PART NO.	QTY.	DESCRIPTION
1	GD35314	1	Manifold Block
2	G6815-06-04	1	90° Adjustable Street Elbow
3	GA26005	1	Pressure Gauge
4	GD29318	2	Plug
5	GD29319	1	Plug
6	GD11700	1	Adapter, 1/4" NPT To 3/8" Barb
7	G6400-08 GR1037	3	Connector W/O-Ring, 3/4"-16 Male JIC To O-Ring O-Ring
8	G6400-10 GR1466	1	Connector W/O-Ring, 7/8"-14 Male JIC To O-Ring O-Ring
9	GA20252	2	Check Valve
10	GA25390	1	Solenoid, No. 10, Single Poppet
11	GA25389	1	Solenoid, No. 8, Single Poppet
12	G10568101	1	Pressure Sensor
13	GA25982	1	Direct Relief
14	GA25403	1	Coil, 12V
15	GA25404	1	Coil, 12V

(A25264)



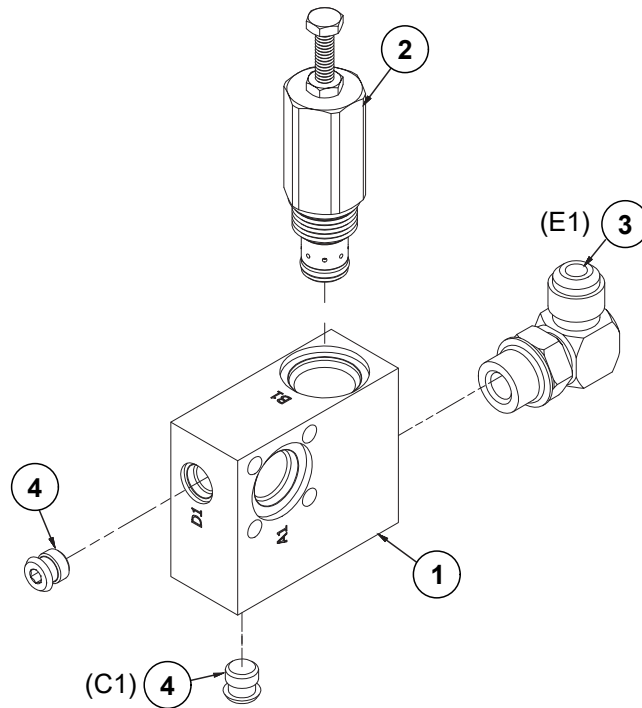
ITEM	PART NO.	QTY.	DESCRIPTION
1	G10941101	1	Manual Override Cartridge Assembly
	GR2287	1	Solenoid Cartridge (Included W/GA25286)
	GR0761	1	Special Hex Nut, 1/2"-20 (Included W/GA25286)
2	G6801-04-04	1	90° Adjustable Elbow, 7/16"-20
3	G6803-04-04-04	1	Adjustable Tee, 7/16"-20
4	GD35271	1	Row Unit Control Block
A	G10945001	-	Row Unit Control Block Sub-Assembly, Items 1 and 4

(A25265)



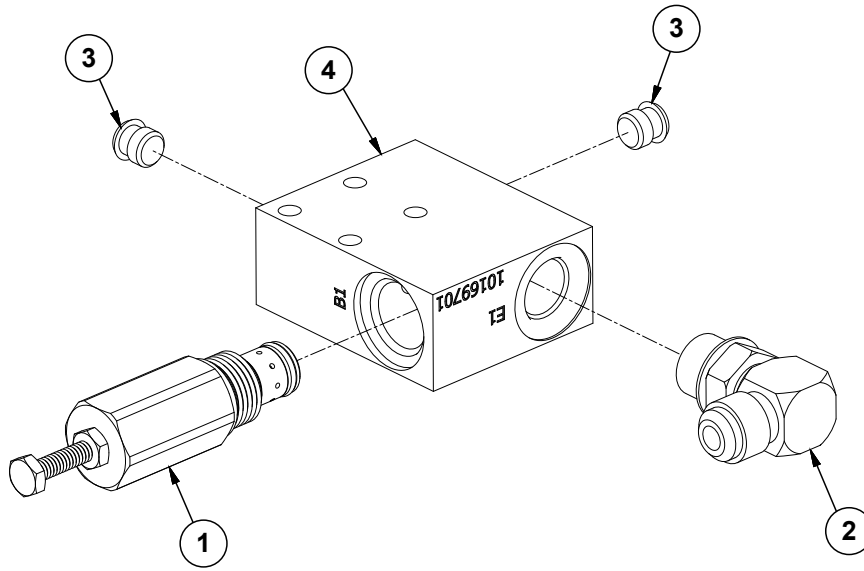
ITEM	PART NO.	QTY.	DESCRIPTION
1	GD35271	1	Row Unit Control Block
2	G6804-04-04-04	1	Adjustable Tee, 7/16"-20
3	G6400-04 GR1465	1 -	Connector W/O-Ring, 7/16"-20 Male JIC To O-Ring O-Ring
4	G6801-04-04	1	90° Adjustable Elbow, 7/16"-20
5	G10941101 GR2287 GR0761	1 1 1	Manual Override Cartridge Assembly Solenoid Cartridge (Included W/GA25286) Special Hex Nut, 1/2"-20 (Included W/GA25286)
A	G10945001	-	Row Unit Control Block Sub-Assembly, Items 1 and 5

(10199901)



ITEM	PART NO.	QTY.	DESCRIPTION
1	G10169701	1	Block
2	G10053801	1	Adjustable Flow Control Valve
3	G6801-08 GR1037	2	Elbow W/O-Ring, 90°, 3/4"-16 Male JIC To O-Ring
4	GD29321	2	Plug

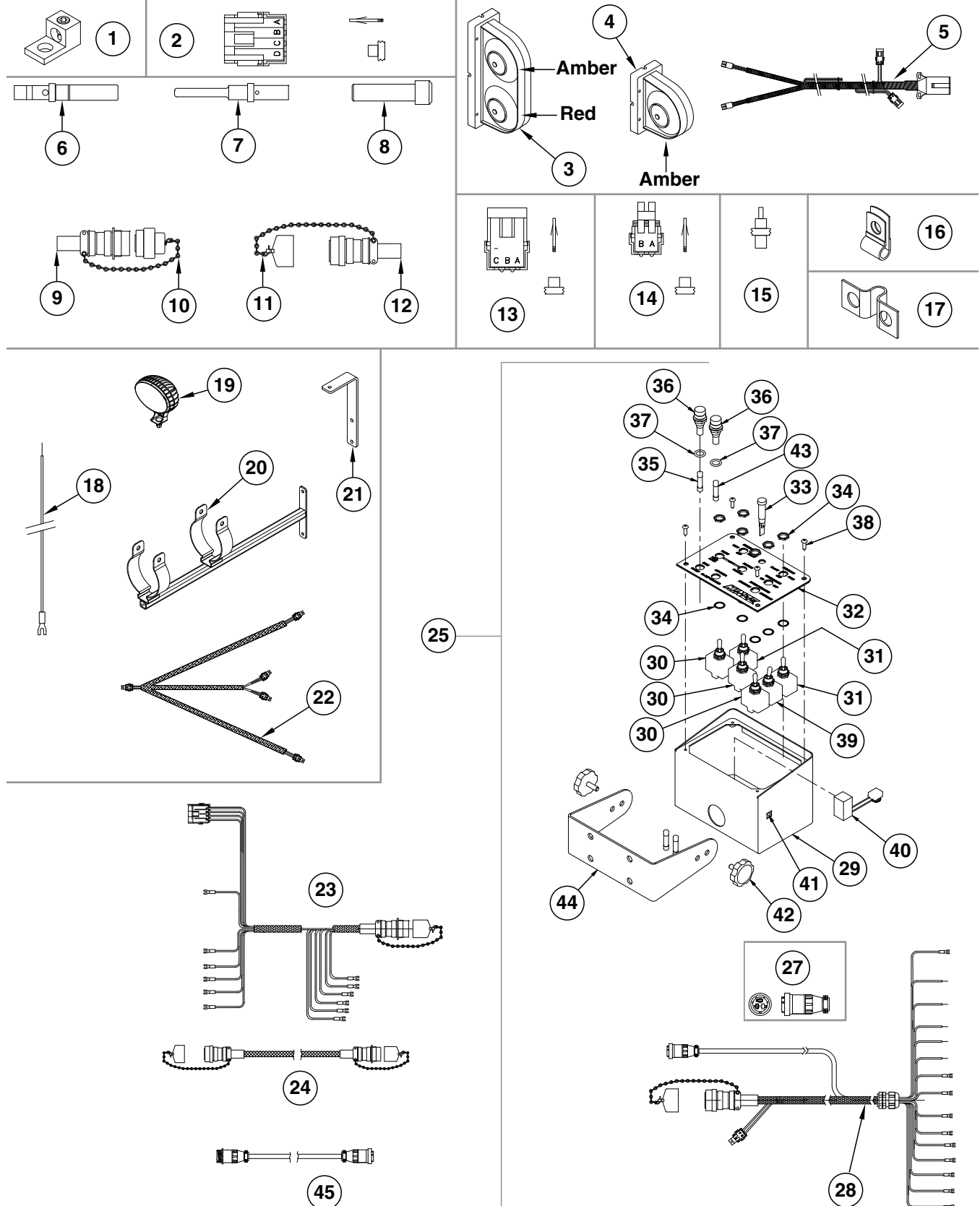
(IP1700)



ITEM	PART NO.	QTY.	DESCRIPTION
1	G10053801	1	Adjustable Flow Control Valve
2	G6801-08 GR1037	1	Elbow W/O-Ring, 90°, 3/4"-16 Male JIC To O-Ring O-Ring
3	GD29321	2	Plug
4	G10169701	1	Hydraulic Manifold Block

This page left blank intentionally.

(IP1066a)

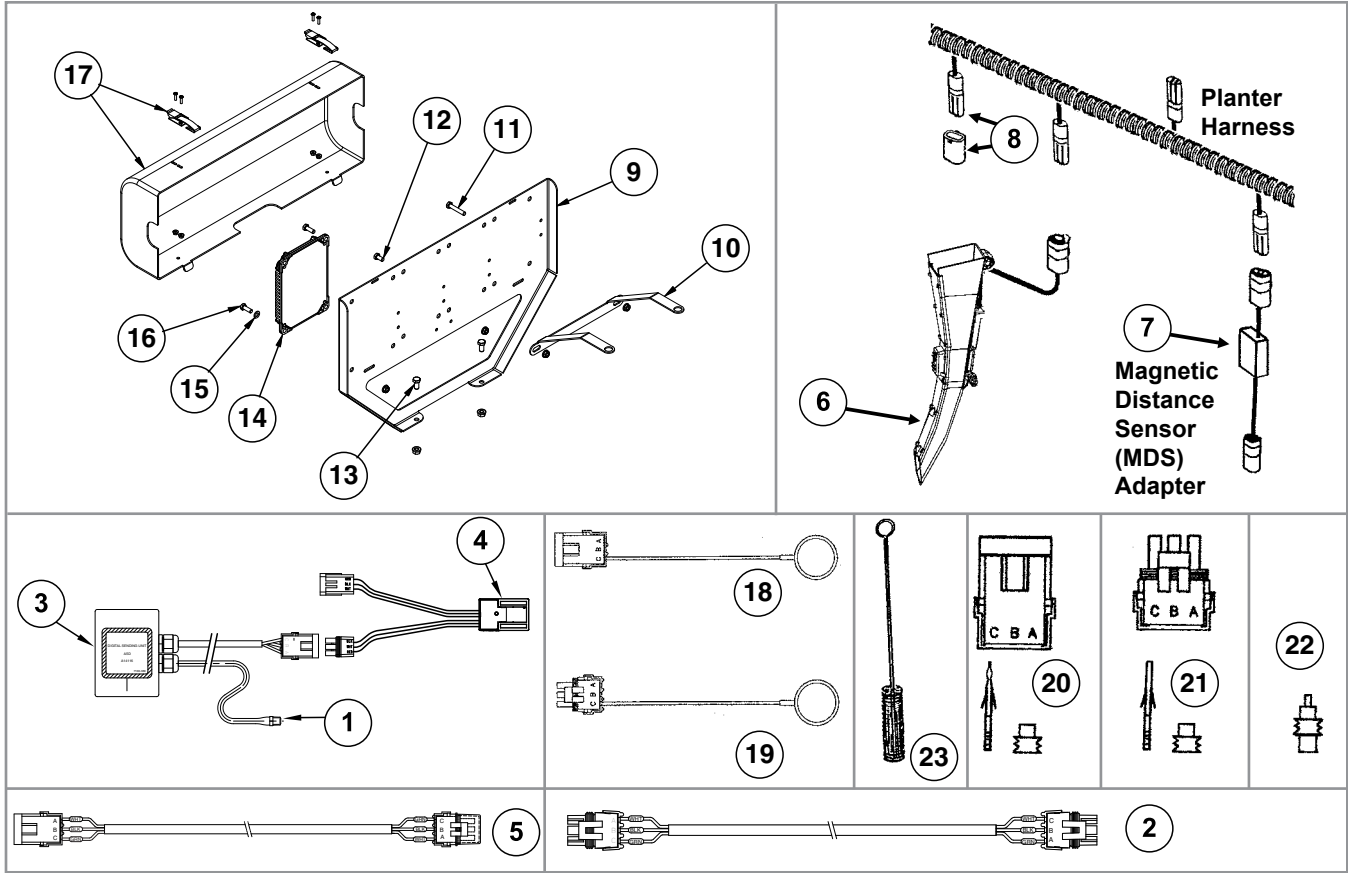


ITEM	PART NO.	QTY.	DESCRIPTION
1	GA3584	-	Ground Clamp
2	GA8328	-	4-Pin Female Connector Kit, Includes: (1) 4-Pin Female Housing, (4) Pin Contacts, (4) Seals
3	G10842301	1	Double Light Assembly
	G10842401	1	Double Light Assembly (Shown)
4	G10842501	1	Single Amber Light Assembly
5	GA26375	-	Light Harness, 16 Row
	GA21695	-	Light Harness, 12 Row
6	GD8740	-	Socket Contact, No. 14
7	GD8741	-	Pin Contact, No. 14 (Package of 30)
8	GD8739	-	Sealing Plug, No. 12
9	GA6109	2	Connector W/Cable Clamp, 23 Pin Capacity
10	GD32092	2	Dust Cap W/Chain
11	GD27654	2	Dust Cap W/Chain
12	GA6108	2	Connector W/Cable Clamp, 23 Socket Capacity
13	G1K248	-	3-Pin Female Connector Kit (Black), Includes: (3) 3-Pin Female Housings, (9) Pin Contacts, (9) Seals
14	G1K320	-	2-Pin Male Connector Kit (Black), Includes: (3) 2-Pin Male Housings, (6) Socket Contacts, (6) Seals
15	GD11089	-	Sealing Plug
16	GD6291	-	Insulated Clamp, 3/8"
	GD13348	-	Insulated Clamp, 1 1/16"
	GD22965	-	Insulated Clamp, 1/4"
17	GD13310	1	Jumper, 7/16"
18	GA9481	-	Jumper Wire W/Fork Terminal, 13"
	G10996	-	Fork Terminal (Included W/GA9481)
19	GA18486	-	Work Light Assembly
	GR1923	-	Work Light Extension Harness
20	GA13750	-	Light Bracket
21	GD35790	-	Light Bracket Mount
22	GA27048	-	Work Light Harness
23	GA21697	1	Planter Harness, 16 Row
	GA21696	-	Planter Harness, 12 Row
24	GA11736	1	Harness Extension W/Dust Caps, 180" (ASD and Vacuum)
25	G8409X	-	3660 Control Box Bundle
26	---	---	---
27	G1K268	-	Console Cable Connector Kit, Includes: (1) 3-Pin Connector, (1) Cable Clamp, (1) Lock Ring, (3) Female Terminal Pin
28	GA16389	-	Tractor Harness
29	GA8738	1	Control Box
30	GA14016	3	Switch, 3 Position Toggle, Momentary On-Off-Momentary On
31	GA2528	2	Switch, 3 Position Toggle, On-Off-On
32	GA14011	1	Backlit Front Panel
33	GA10206	1	Indicator Light, Green
34	GR1364	6	Internal Tooth Lock Washer, 1 5/32"
	GR1363	6	Hex Face Nut, 1 5/32"-32
35	GD2829	2	Fuse, 15 Amp, Type AGC
36	GA2612	2	Fuse Holder W/Spade, 1 3/50"
37	GD3860	2	O-Ring
38	GR1292	4	Hex Socket Button Head Cap Screw, No. 8-32 x 1/2"
39	GA14015	1	Toggle Switch, On-Off

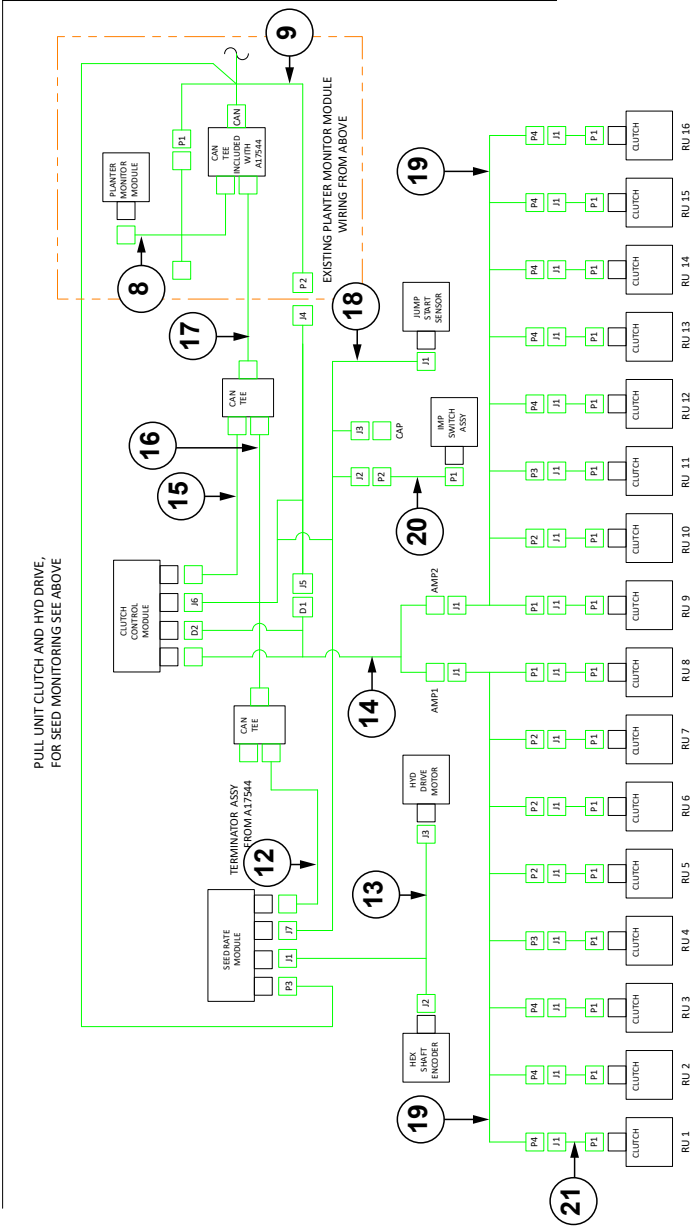
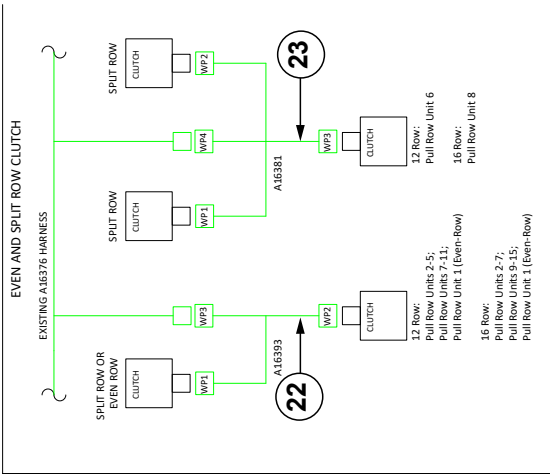
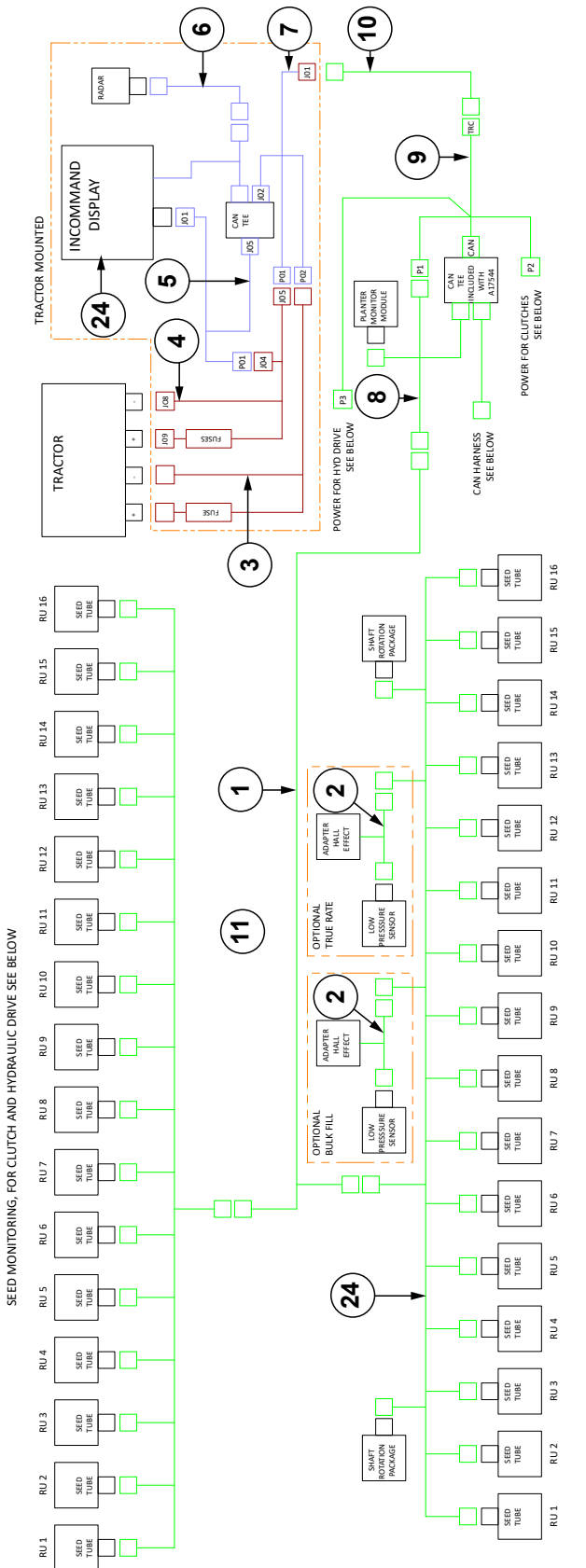
Continued on the next page.

ITEM	PART NO.	QTY.	DESCRIPTION
40	GA8731	1	Switch, Push Button W/Transformer
41	GR1290	2	Cage Nut, 1/4"-20"
42	GA6975	2	Knob
43	GD18275	2	Fuse, 20 Amp
44	GD9896	1	Mounting Bracket
45	GA13799	-	Power Extension, 10'

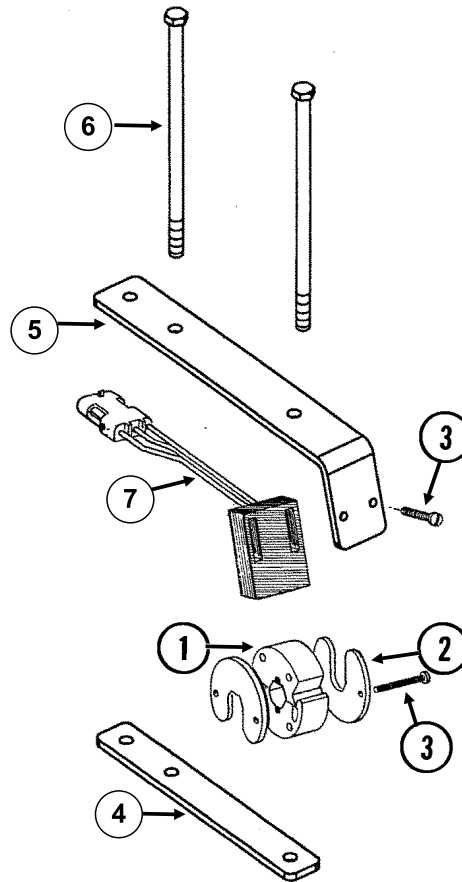
This page left blank intentionally.



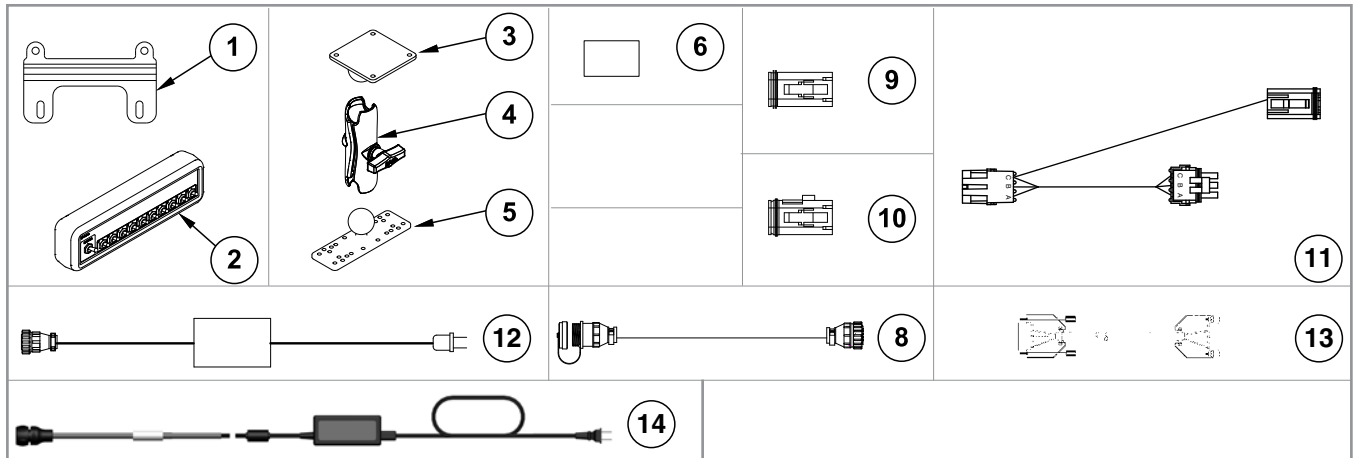
ITEM	PART NO.	QTY.	DESCRIPTION
1	GR1736	-	Hose Barb, 1/8" Male NPT To Barb
2	GA16923	-	Dickey John Adapter Cable
3	GA14847	-	Sending Unit With 1/4" Tubing And Harness
4	GA12812	-	Hall Effect Adapter
5	GA13397	-	Extension Harness, 6"
6	G10745401 GA20902	1	Seed Tube W/Computerized Sensor Seed Tube (With Holes For Sensor Installation) (Included W/GA21515)
7	GA7859	1	Magnetic Distance Sensor Adapter (Analog To Digital)
8	GA8050	-	Planter Harness W/Dust Caps, 18 Row (22 Connectors)
	GA13980	-	Planter Harness W/Dust Caps, 12 Row (18 Connectors)
	GB1090	-	Dust Cap (Included W/GA8050 and GA13980)
9	GD19274	1	Module Mount
10	GD19275	1	Module Mount Brace
11	G10031	1	Hex Head Cap Screw, 5/16"-18 x 1 3/4"
	G10620	1	Serrated Flange Nut, 5/16"-18
12	G10019	1	Hex Head Cap Screw, 5/16"-18 x 1"
	G10620	1	Serrated Flange Nut, 5/16"-18
13	G10004	2	Hex Head Cap Screw, 3/8"-16 x 1 1/4"
	G11091	2	Serrated Flange Nut, 3/8"-16
14	GA16351	1	Planter Monitor Module
15	G11386	1	Flat Washer, 5/16" SAE
16	G10019	2	Hex Head Cap Screw, 5/16"-18 x 1"
	G10620	2	Serrated Flange Nut, 5/16"-18
17	GA12563	1	Module Cover Assembly W/Lock Clamps
18	GA8046	-	Dust Plug (Black)
	GA9978	-	Dust Plug (Blue)
19	GA8047	-	Dust Plug (Black)
	GA9979	-	Dust Plug (Blue)
20	G1K248	-	3-Pin Female Connector Kit (Black), Includes: (3) 3-Pin Female Housings, (9) Pin Contacts, (9) Seals
	G1K362	-	3-Pin Female Connector Kit (Blue), Includes: (3) 3-Pin Female Housings, (9) Pin Contacts, (9) Seals
21	G1K252	-	3-Pin Male Connector Kit (Black), Includes: (3) 3-Pin Male Housings, (9) Socket Contacts, (9) Seals
	G1K363	-	3-Pin Male Connector Kit (Blue), Includes: (3) 3-Pin Male Housings, (9) Socket Contacts, (9) Seals
22	GD11089	-	Sealing Plug
23	GR0594	-	Brush



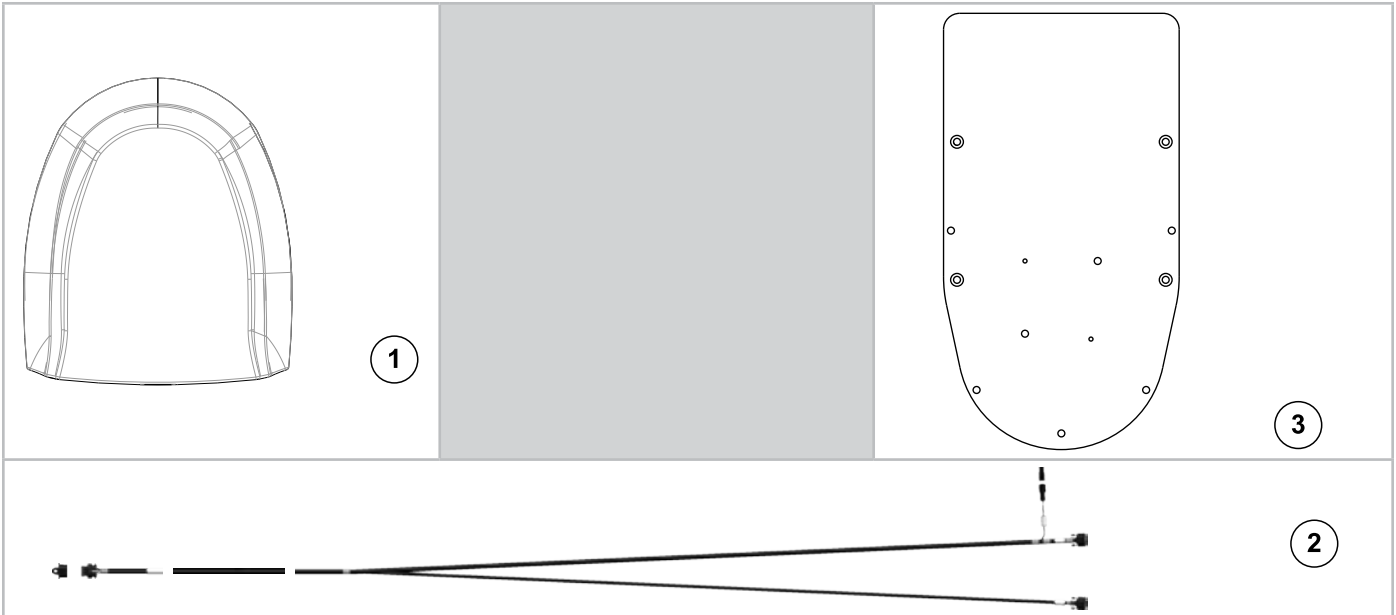
ITEM	PART NO.	QTY.	DESCRIPTION
1	GA7853 GB1090	1 -	Junction Y-Harness W/Dust Cap Dust Cap
2	GA12812	1	Hall Effect Adapter
3	GA12598	1	Seed Rate Power Cable
4	GA14452	1	Power Cable
5	G10428901	1	InCommand Display Cable
6	GA12596	1	Radar Adapter Cable
7	GA14450	1	CAN Adapter Cable
8	GA12557	1	Planter Monitor Module Cable
9	GA17544	1	Ag Leader Adapter Cable
10	GA17542	1	Universal Implement Cable, 520"
11	GA7851 GA7852 GD11993	1 1 -	Planter Harness W/Dust Caps, 12 Row (16 Connectors) Planter Harness W/Dust Caps, 16 Row (20 Connectors) Dust Cap
12	GA12566	1	Cab Stub Cable, 6" (Hydraulic Drive)
13	GA13048	1	Seed Rate Cable
14	GA16382 GA16375	1 1	Section Adapter Cable (2 Row), 12 Row Section Adapter Cable (2 Row), 16 Row
15	GA12558	1	Can Stub Cable, 8"
16	GA12567	1	Can Extension Cable, 4" (Hydraulic Drive)
17	GA12559	1	Can Extension Cable, 5"
18	GA16827	1	Implement Switch Extension Cable
19	GA16383 GA16376	1 1	Clutch Cable, 12 Row (6 Connectors) Clutch Cable, 16 Row (8 Connectors)
20	G10192101	1	Implement Switch Adapter Harness
21	GA26007	16	2 Wire Extension Harness, 54"
22	GA16393	14	Split Row Cable (2 Rows)
23	GA16381	1	Split Row Cable (3 Rows)
24	GA24887	1	InCommand Display



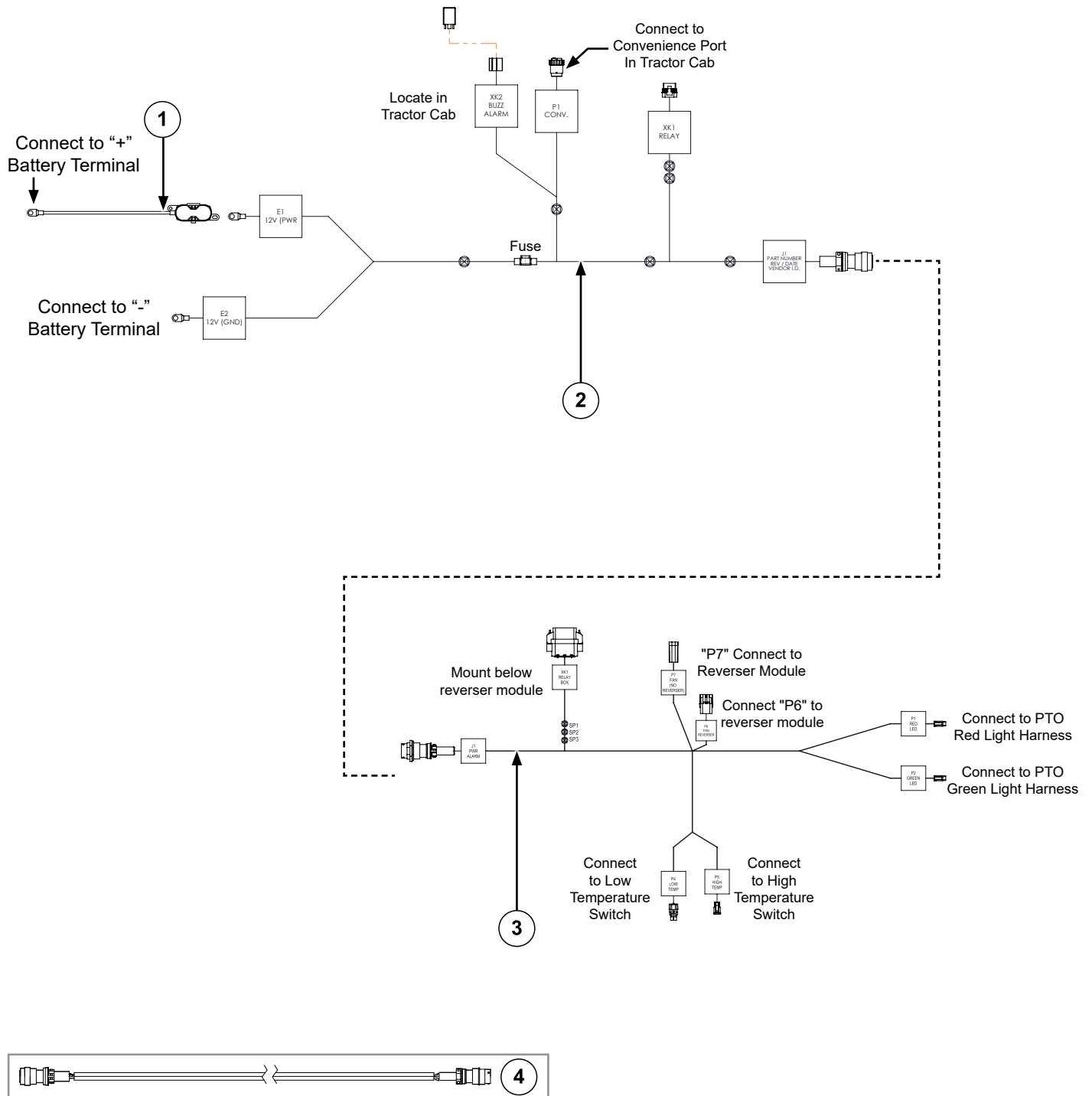
ITEM	PART NO.	QTY.	DESCRIPTION
1	GR1414	1	Actuator
2	GD11474	2	Cover
3	G11960	8	Phillips Pan Head Machine Screw, No. 8-32 x 1½", Staninless Steel
	G11961	4	Flat Washer, No. 8
	G11202	8	Lock Nut W/Nylon Insert, No. 8-32, Stainless Steel
4	GD18168	2	Mount
5	GD18118	2	Shaft Sensor Mount
6	G10229401	8	Hex Head Cap Screw, ⅜"-16 x 8"
	G11387	4	Lock Washer, ⅜"
	G10108	8	Hex Nut, ⅜"-16
7	GR1415	1	Rotation Sensor
A	GA13521	-	Shaft Sensor Mounting Package (Items 2-3 and 4-6)
B	GA8135	-	Shaft Rotation Kit, Includes: (2) Actuators (2) Rotation Sensors



ITEM	PART NO.	QTY.	DESCRIPTION
1	GR2279	1	Switch Box Bracket
	G12103	4	Lock Washer, M6
	G12212-08	4	Phillips Pan Head Machine Screw, M6-1.0 x 8, Grade 2
2	GA12539	1	Switch Box Module
3	GD18408	1	Ram Vesa Base
4	GA12868	1	Ram Double Socket Arm
5	GD18407	1	Ram Base
6	GA14449	1	Flash Drive (InCommand)
7	---	-	---
8	GA13562	1	Cable Extension, 15' (Ag Leader)
9	GR1838	1	Dust Plug
10	GR1839	1	Dust Plug
11	GA13572	1	Multi-Product Cable
12	GA12852	1	Power Supply
13	GA12853	1	Null Modem Cable
14	GA24649	1	Power Supply (InCommand)
A	GA14448	-	Ram Mount Hardware Kit

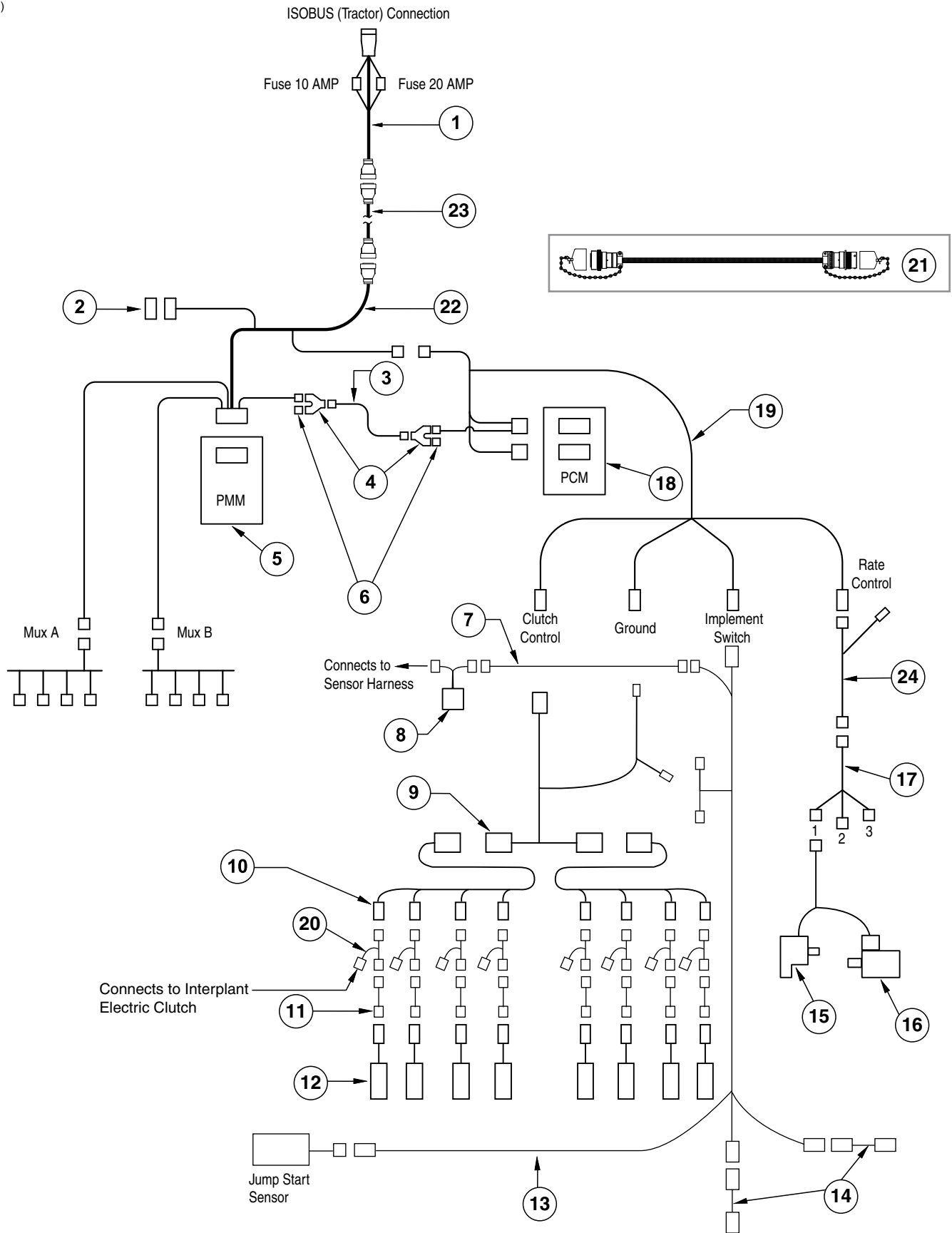


ITEM	PART NO.	QTY.	DESCRIPTION
1	G10254901	1	GPS Receiver
2	G10254701	1	GPS Dual Port Harness
3	G10254801	1	GPS Mount Bracket



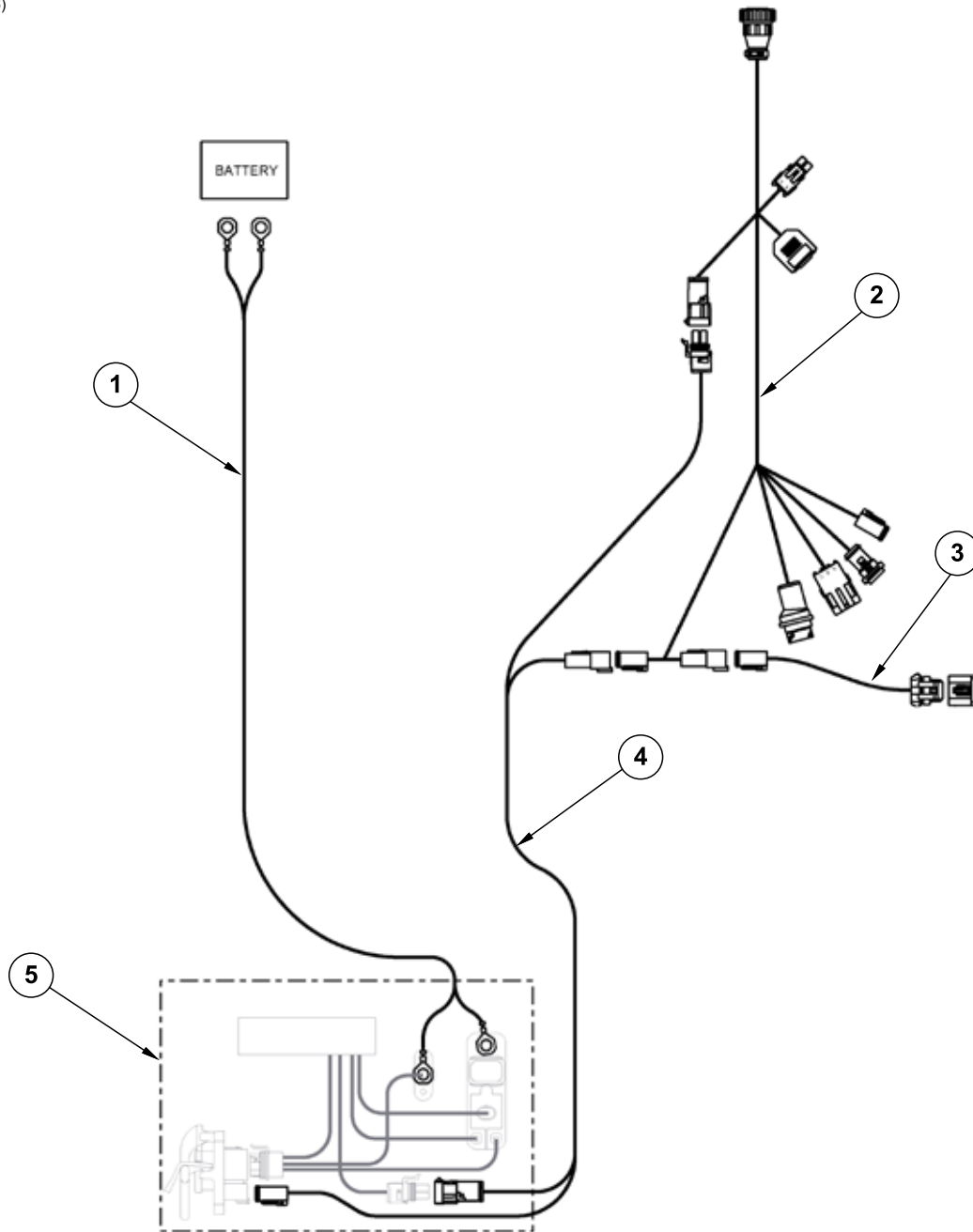
ITEM	PART NO.	QTY.	DESCRIPTION
1	G10049501	1	Tractor Battery Connection Harness and Fuse Kit
2	G10724901	1	Tractor Power Harness
3	G10357401	1	PTO Harness, 3000 Series (2022 Production)
	G10649801	1	PTO Harness, 3000 Series (2023 Production and on)
4	G10737701	-	PTO Extension Harness (Articulated Tractors)

(IP1372i)



ITEM	PART NO.	QTY.	DESCRIPTION
1	GA17545	1	ISOBUS Adapter Cable
2	GD22968	1	Terminatin Bias Circuit
3	GA15883	1	CAN Jumper Cable
4	GD22975	1	Y-Splitter, 2-Way
5	GA15290	1	ISOBUS Planter Monitor Module
6	GD22974	1	Terminating Resistor, 2-Way DTM
7	GA16343	1	Jump Start Cable
8	GA12812	1	Hall Effect Adapter
9	GA16382	1	Section Adapter Cable, 12 Row (2 Row)
	GA16375	-	Section Adapter Cable, 16 Row (2 Row)
10	GA16383	2	Clutch Cable (6 Connectors), 12 Row
	GA16376	2	Clutch Cable (6 Connectors), 16 Row
11	GA17200	-	Adapter Clutch HS Driver Cable
12	GA16374	-	See "Ag Leader Electric Clutch" on page P9
13	GA16826	-	Implement Switch Extension Cable
14	GA16829	-	See "Parallel Arms, Mounting Support Plate, and Quick Adjustable Down Forces Springs Option" on page P7
15	GA12565	1	Encoder Module
16	---	-	See "Valve Block - Located on R.H. Rear Center Frame" on page P237
17	GA15884	1	Rate Control Cable
18	GA15288	1	Product Control Module
19	GA15882	1	Product Control Module Cable
20	GA16393	1	Split Row Cable (2 Rows)
	GA16381	-	Interplant Cable (3 Rows)
21	GA16350	-	ISOBUS Extension Cable
22	GA17546	-	ISOBUS Planter Adapter Cable
23	GA17542	1	Universal Implement Cable, 520" (12 Row)
	GA17543	-	Universal Implement Cable, 580" (16 Row)
24	GA12568	1	Seed Rate Cable

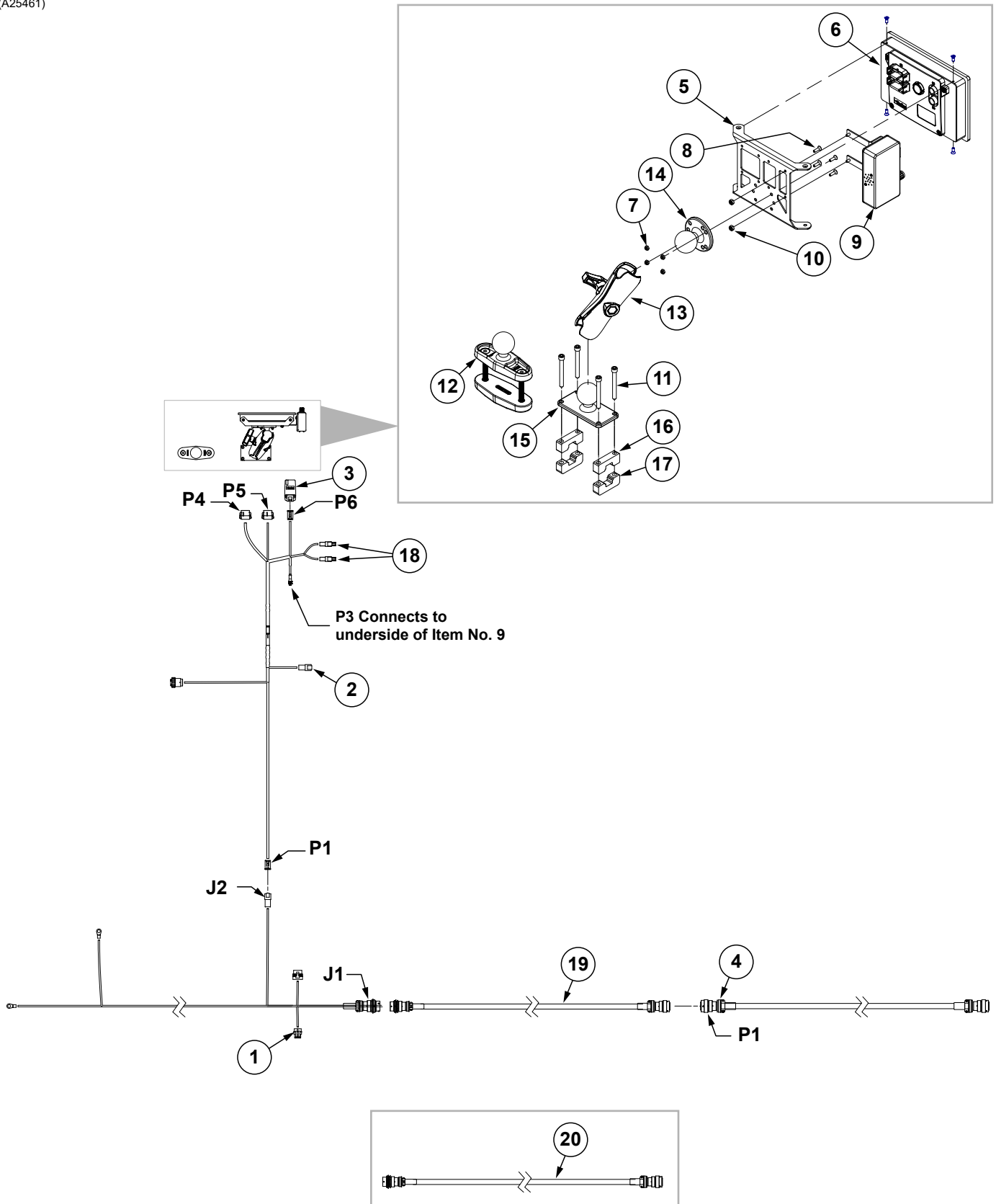
(TP1106)



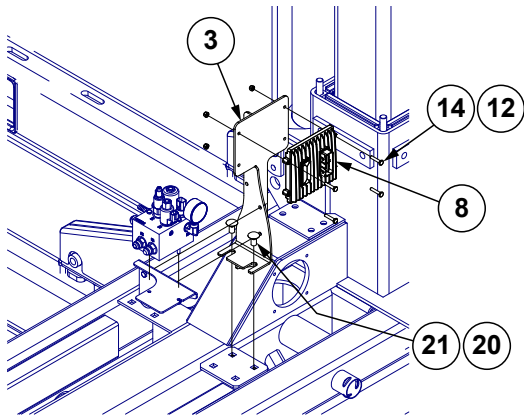
ITEM	PART NO.	QTY.	DESCRIPTION
1	GA16834	1	Battery Cable
2	GA16374	-	See "ISOBUS Electric Clutch Package (2021 Production)" on page P267
3	GA16355	1	Terminator Cable
4	GA16832	1	ISO Integra Extension Cable
5	GA16833	1	ISO Connector

This page left blank intentionally.

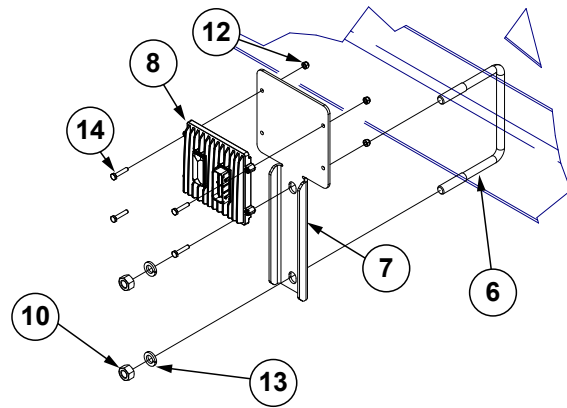
(A25461)



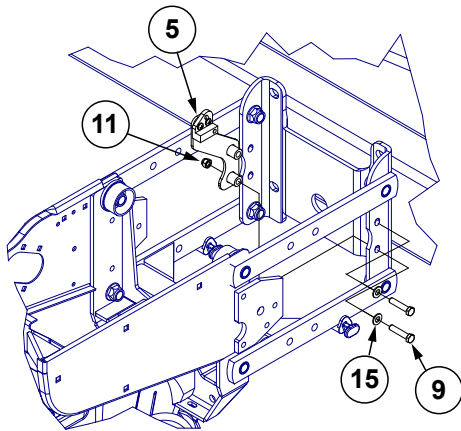
ITEM	PART NO.	QTY.	DESCRIPTION
1	GA25365	1	Tractor Power Harness
2	GA25366	1	Hydraulic Down Force Console Harness
3	G10978501	1	Bluetooth Dongle
4	GA25367	1	Hydraulic Down Force Intermediate Harness
5	GD35493	1	Bracket Mount
6	GA26013	1	Display Assembly W/Screen Protector
7	G12122	4	Hex Machine Screw Nut, M4-0.073
8	G11939	4	Phillips Flat Head Machine Screw, M4-0.7 x 14
9	GA25782	1	Speaker Box Assembly
10	G11931	2	Nylon Locknut, 6-32, Grade 2
11	G11106	4	Hex Socket Head Cap Screw, 1/4"-20 x 2 1/4"
12	GA25840	1	Alternate Clamp Base, 1 1/2" Ball
13	GA12868	1	Ram Double Socket Arm, 1 1/2" Ball
14	GD35791	1	Ram C Size, 1 1/2" Ball, Round Base
15	GD35792	1	Ram C Size, 1 1/2" Ball, Rectangle Base
16	GD33758	2	Ram Mount, Top Clamp Block
17	GD33759	2	Ram Mount, Bottom Clamp Block
18	GD22974	2	Terminating Resistor, 2-Way DTM
19	G10810301	-	Hydraulic Down Force Extension Harness, 6' (Optional Harness for Articulated Tractors)
20	GA25557	-	Hydraulic Down Force Extension Harness, 15' (Optional Harness for Articulated Tractors - Replaces Base Harness)



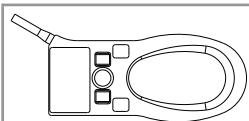
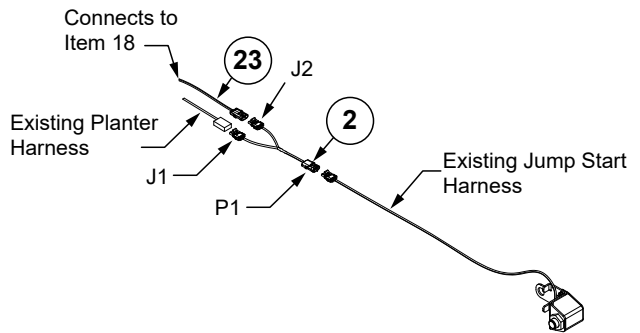
Located In Front of:
 12 Row Pull Unit No. 6
 16 Row Pull Unit No. 8



Located Between:
 12 Row Pull Units No. 2 and 3; 10 and 11
 16 Row Pull Units No. 4 and 5; 12 and 13



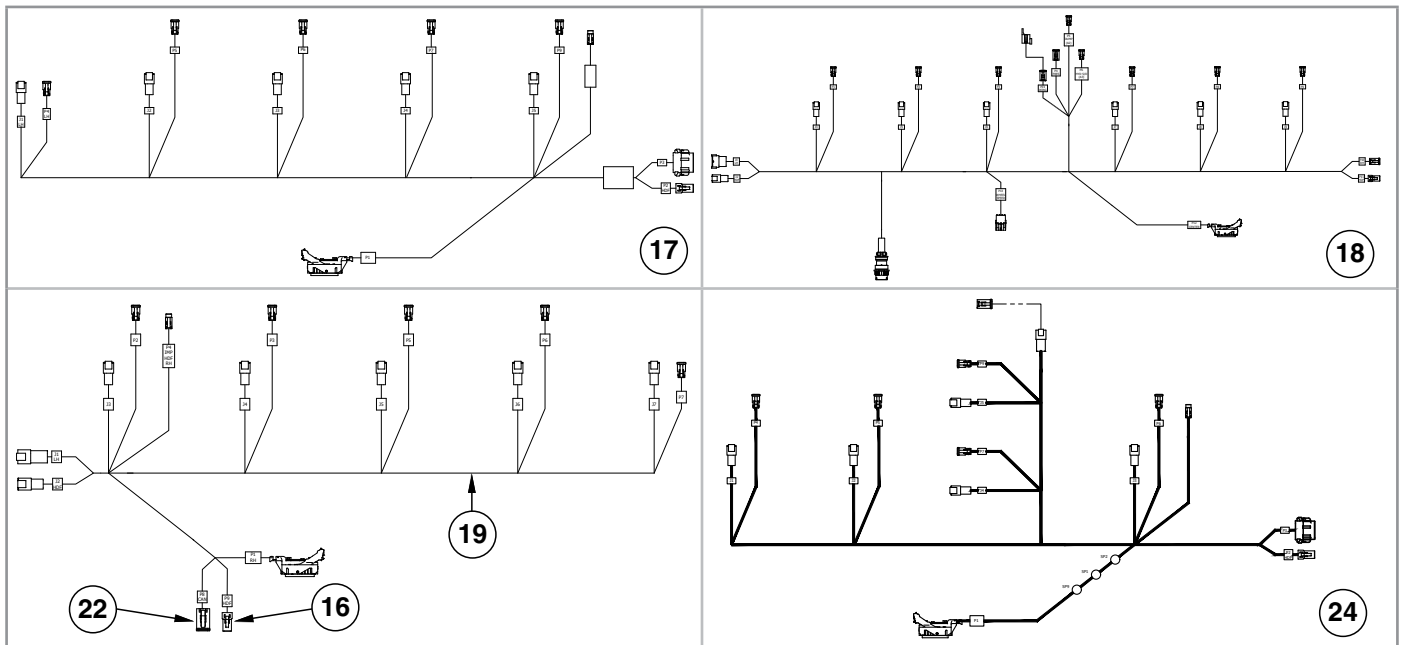
Located In:
 16 Row Pull Units No. 5 and 12
 12 Row Pull Units No. 3 and 10



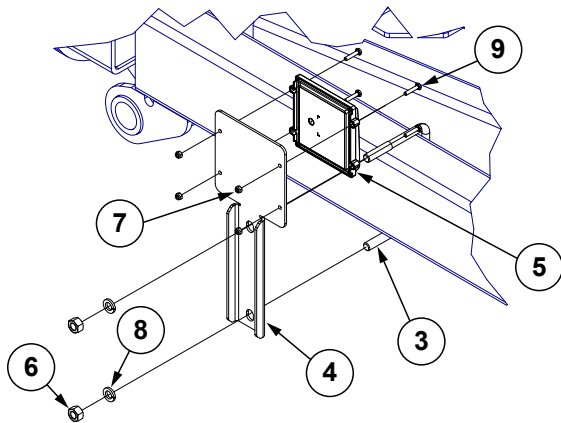
1



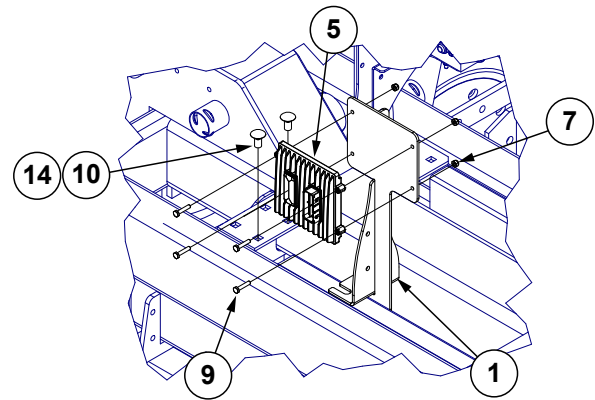
4



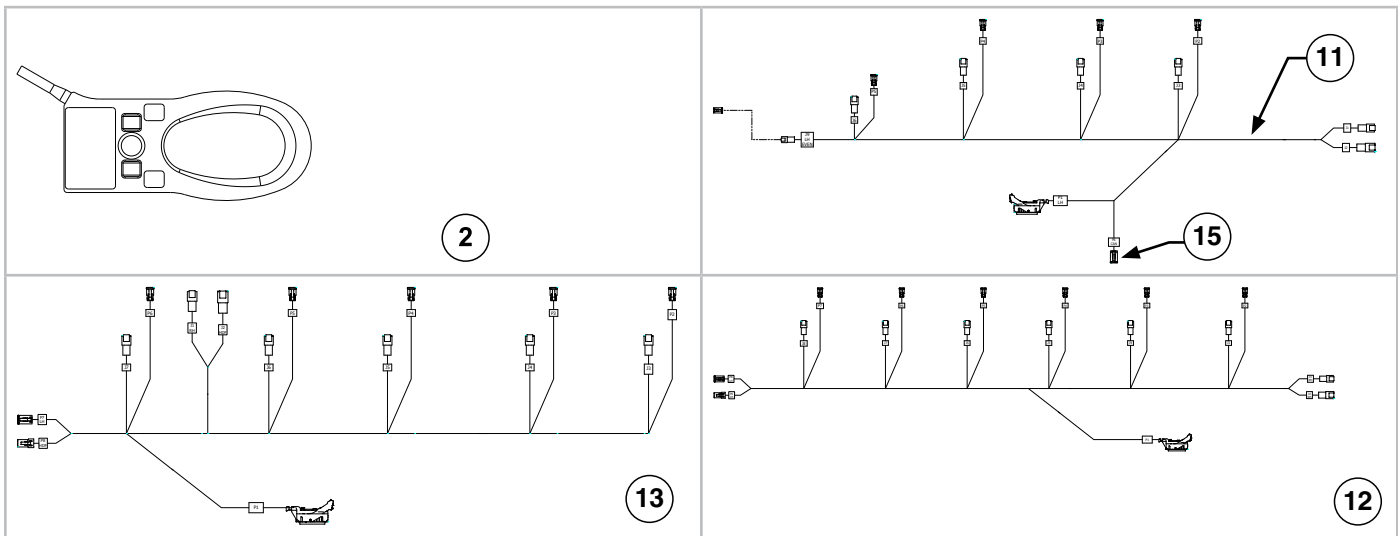
ITEM	PART NO.	QTY.	DESCRIPTION
1	GA26723	16	Sensor Link
2	GA25454	1	Wheel Speed Splitter Harness
3	GA25290	1	Module Bracket
4	GA25369	1	Hydraulic Down Force Harnesss, 16 Row
5	GA25405	2	Position Switch
6	GD16598	2	U-Bolt, 4" x 7" x 5/8"-11
7	GD35404	2	Module Bracket
8	GA25585	3	Module Assembly
9	G10047	4	Hex Head Cap Screw, 3/8"-16 x 1 3/4"
10	G10104	4	Hex Nut, 5/8"-11, 16 Row
	G10107	4	Lock Nut, 5/8"-11, 12 Row
11	G10108	4	Lock Nut, 3/8"-16
12	G10110	12	Lock Nut, 1/4"-20, Grade B
13	G10230	4	Lock Washer, 5/8", 16 Row
	G10217	4	Washer, 5/8" USS
14	G10857	12	Hex Head Cap Screw, 1/4"-20 x 1 1/4"
15	G11387	4	Hardened Washer, 3/8" SAE
16	GD18347	1	2-Pin Deutsch Receptacle
	GD8739	2	Sealing Plug, No. 12
17	GA25519	1	Hydraulic Down Force Harness - Wing, L.H. (Pull Row Unit), 16 Row
18	GA25520	1	Hydraulic Down Force Harness, Center (Pull Row Unit), 12 and 16 Row
19	GA26844	1	Hydraulic Down Force Harness, R.H. (Pull Row Unit), 12 Row
	GA25521	-	Hydraulic Down Force Harness, R.H. (Pull Row Unit), 16 Row
20	G10071	2	Serrated Flange Nut, 1/2"-13
21	G10390	2	Carriage Bolt, 1/2"-13 x 1"
22	GD35572	-	CAN Terminator
23	GA25551	1	Wheel Speed Extension Harness
24	G10142601		Hydraulic Down Force Harness - Wing, L.H. (Pull Row Unit), 12 Row



Located Between:
 12 Row - Units 2 and 3; 10 and 11
 16 Row - Units 4 and 5; 11 and 12

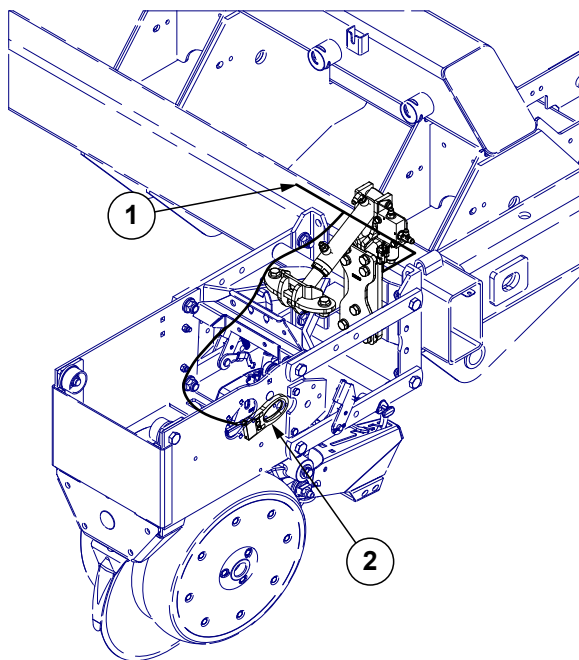


12 Row - Located Above and to Left of Center Unit
16 Row - Located Above Unit 9



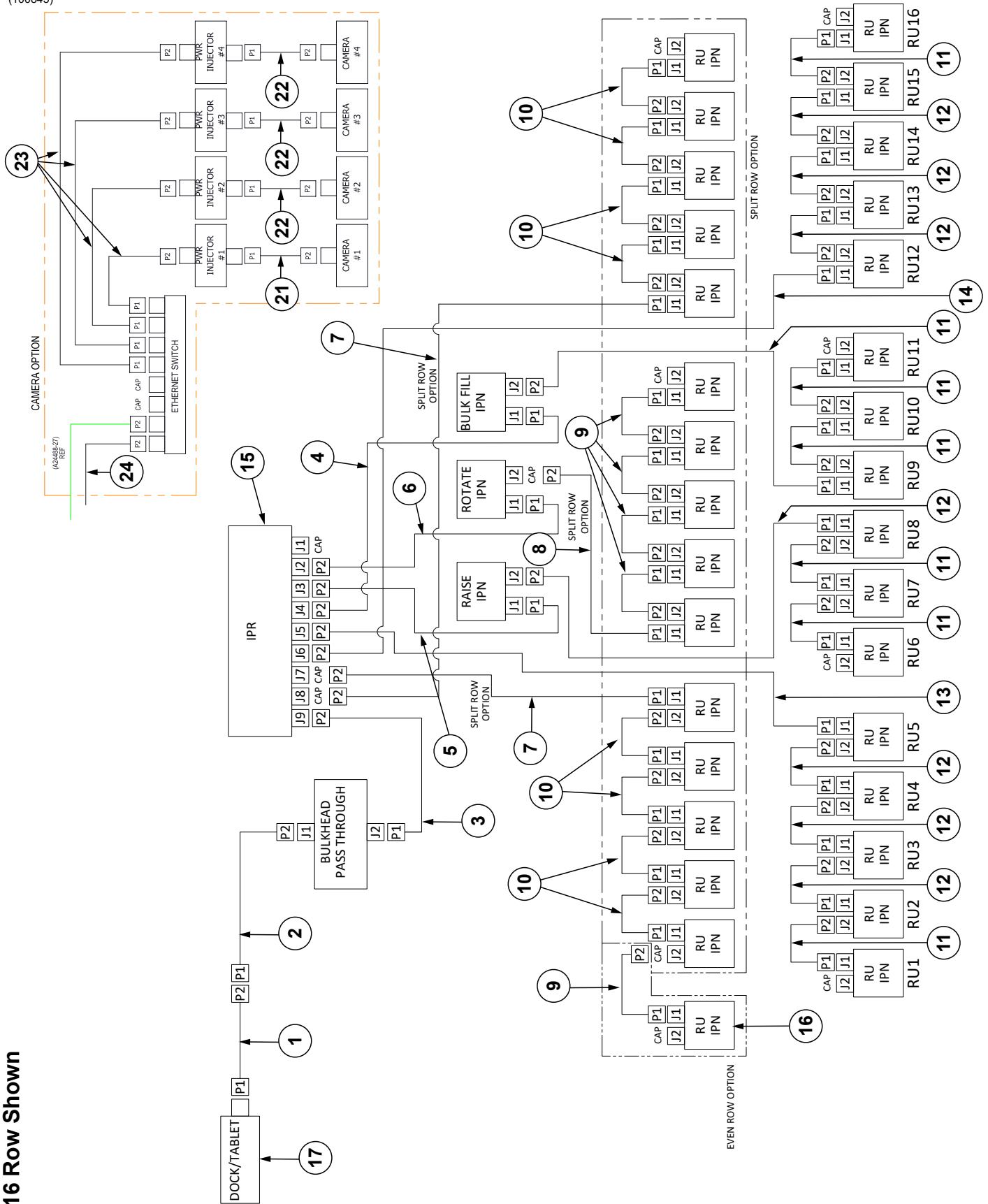
ITEM	PART NO.	QTY.	DESCRIPTION
1	GA25290	1	Module Bracket
2	GA26723	15	Sensor Link
3	GD16598	2	U-Bolt, 4" x 7" x 5/8"-11
4	GD35404	2	Module Bracket
5	GA25585	3	Module Assembly
6	G10104	4	Hex Nut, 5/8"-11
7	G10110	12	Lock Nut, 1/4"-20, Grade B
8	G10230	4	Lock Washer, 5/8"
9	G10857	12	Hex Head Cap Screw, 1/4"-20 x 1 1/4"
10	G10390	2	Carriage Bolt, 1/2"-13 x 1"
11	GA25522	1	Hydraulic Down Force Harness, L.H. (Push Row Unit), 16 Row
12	GA25523	1	Hydraulic Down Force Harness, Center (Push Row Unit), 12 and 16 Row
13	GA25524	1	Hydraulic Down Force Harness, R.H. (Push Row Unit), 16 Row
14	G10071	2	Serrated Flange Nut, 1/2"-13
15	GD35572	2	CAN Terminator

NOTE: 12 Row L.H. and R.H. Wing Harnesses for Split Row are included w/Pull Row Unit Harnesses listed on previous page.



ITEM	PART NO.	QTY.	DESCRIPTION
1	GA25482	1	Hydraulic Down Force Harness (Even-Row)
2	GA26723	1	Sensor Link

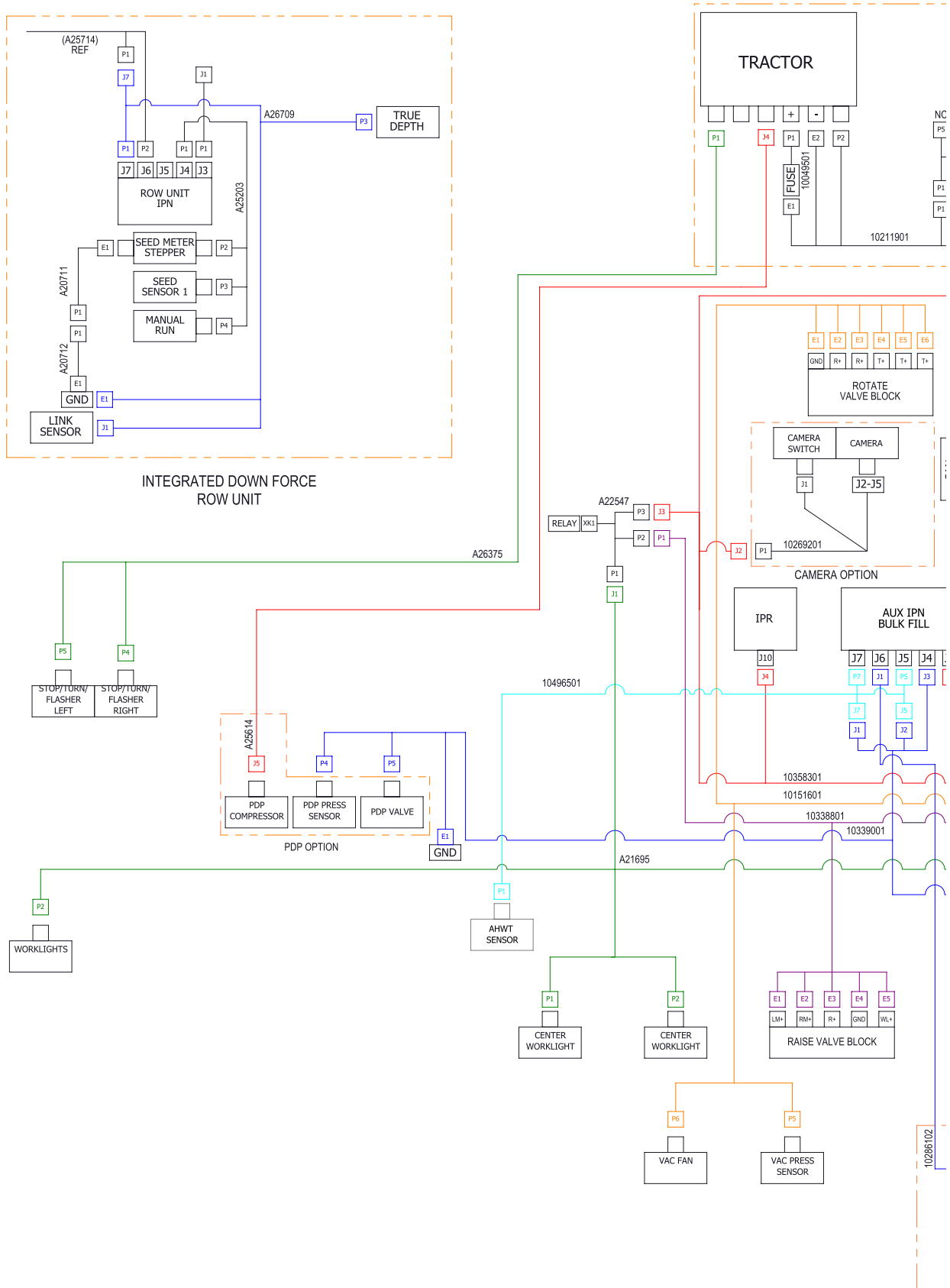
(100845)

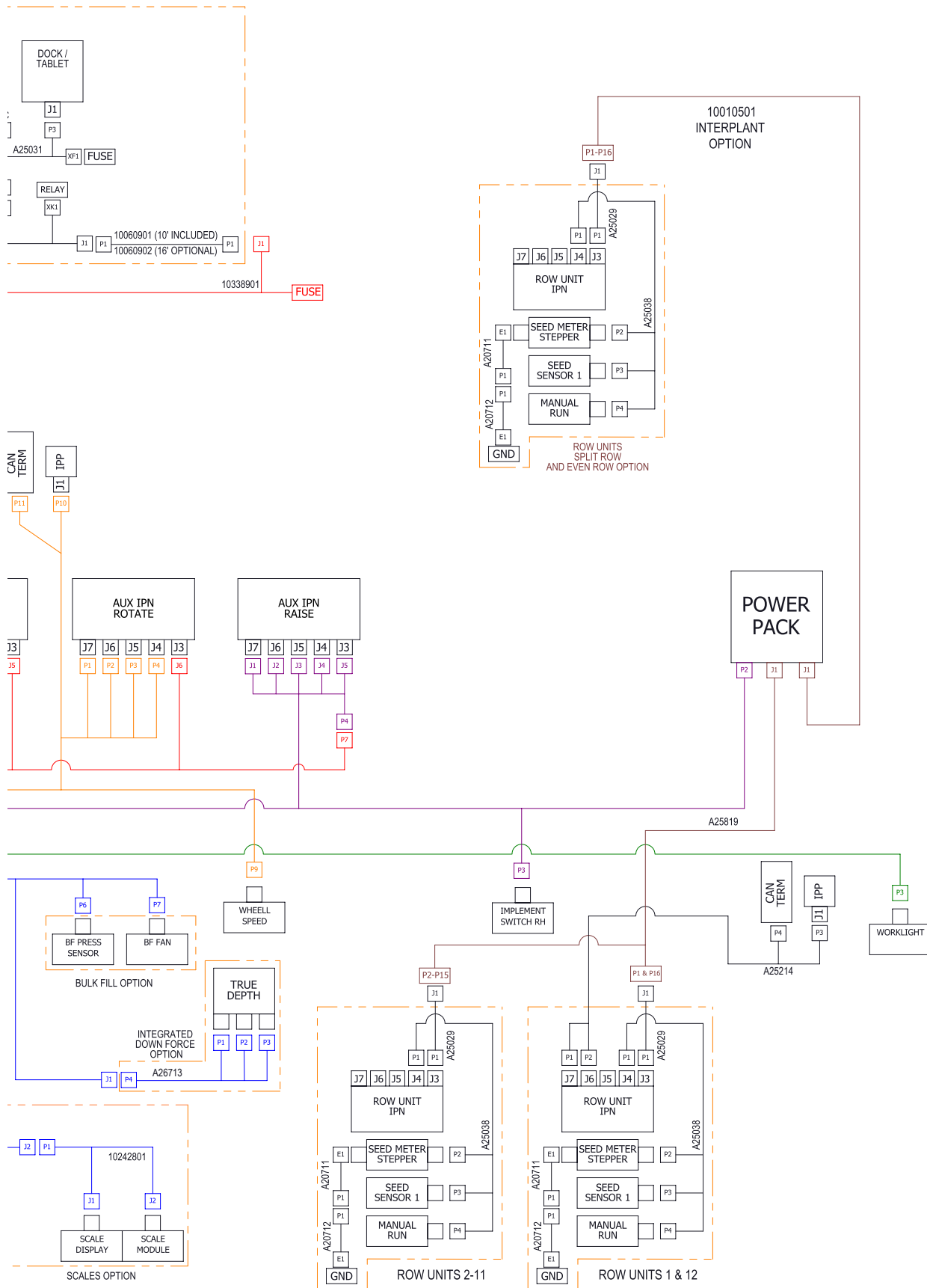


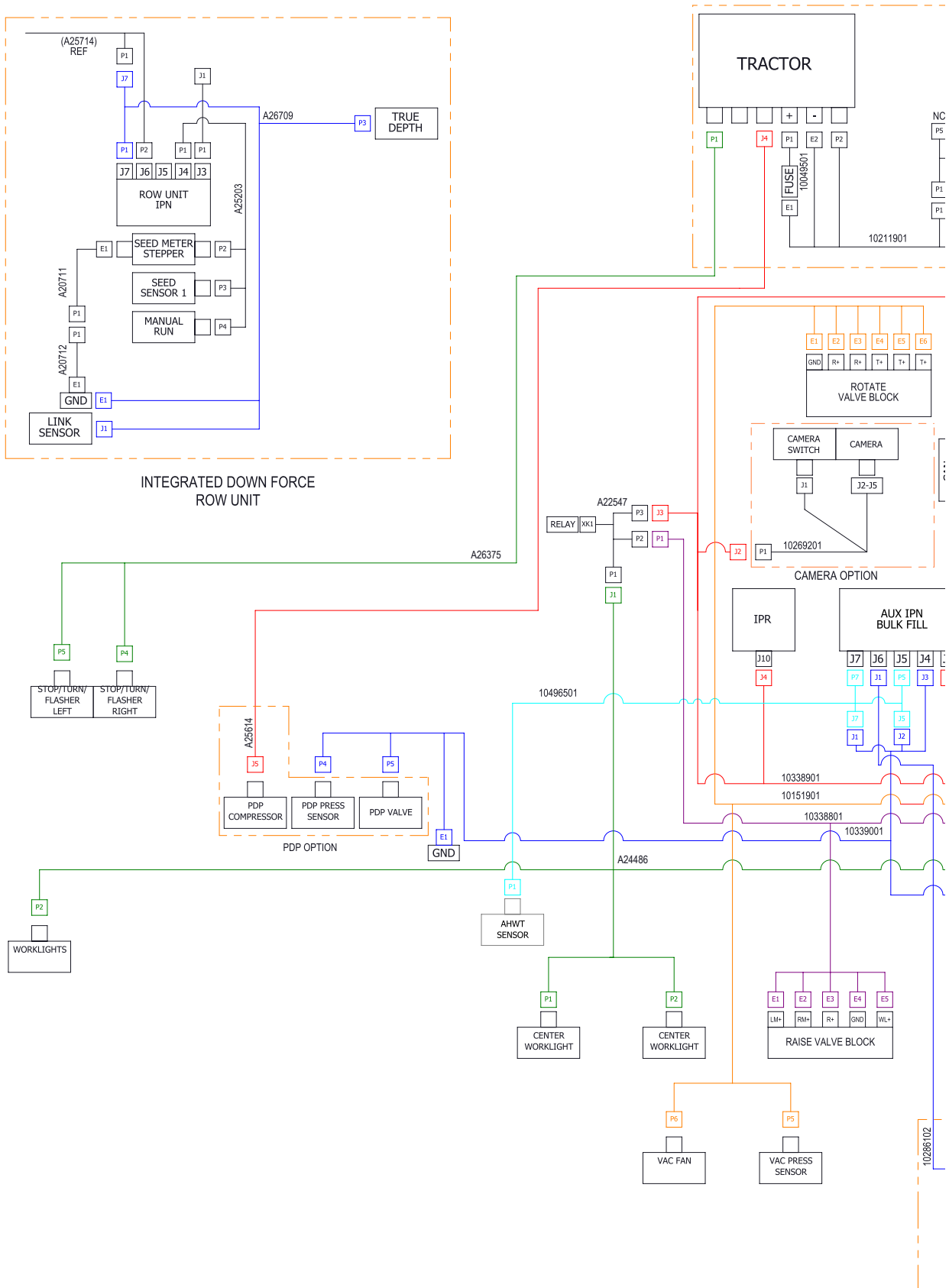
16 Row Shown

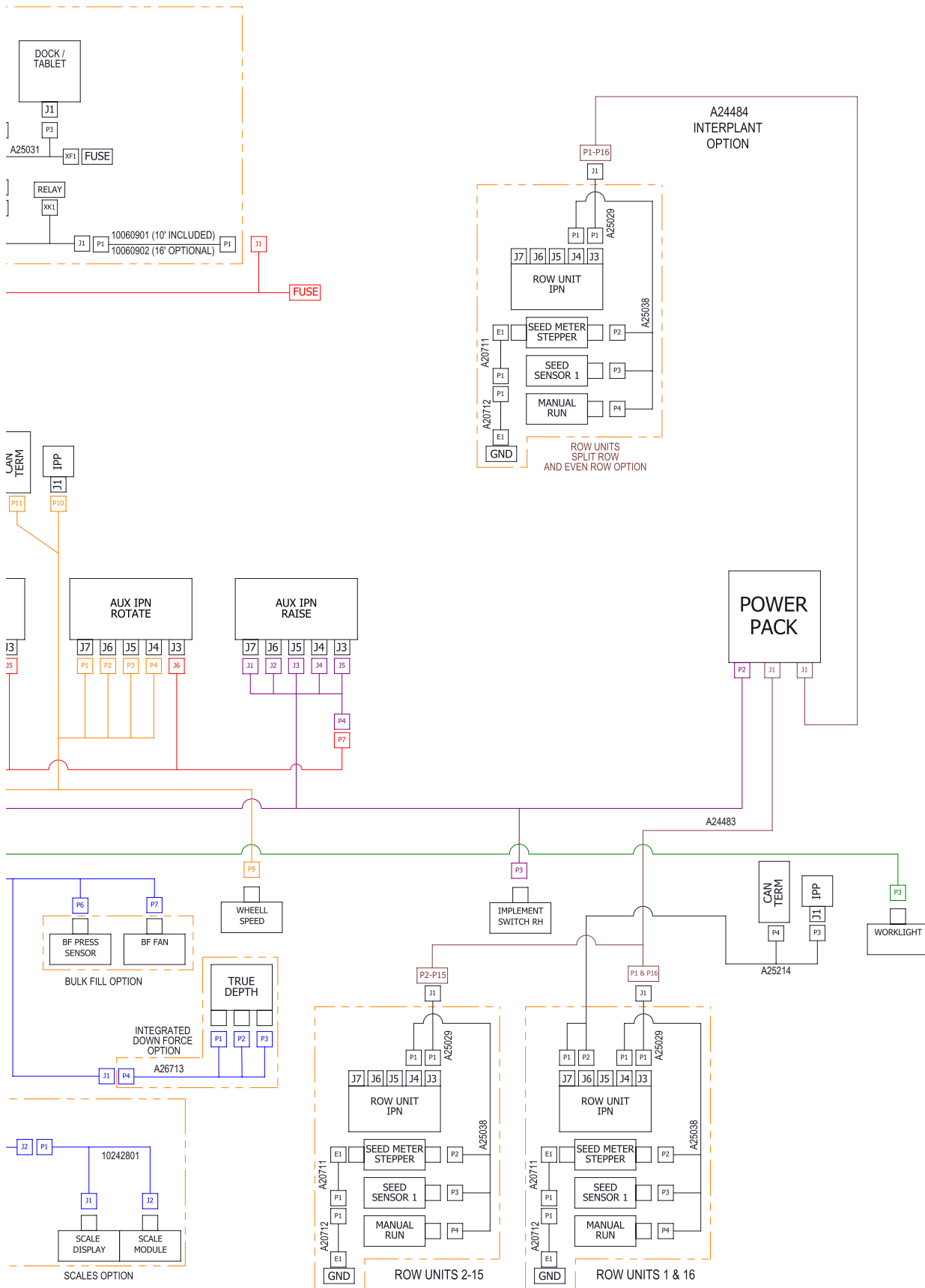
ITEM	PART NO.	QTY.	DESCRIPTION
1	GA25399-36	1	Ethernet Cable (RJ45-Female M12 STR), 36"
2	GA22554-265	1	Ethernet Cable (M12 STR-M12 STR), 265"
	GA22554-375	-	Ethernet Cable (M12 STR-M12 STR), 375"
3	GA22554-424	1	Ethernet Cable (M12 STR-M12 STR), 424", 12 Row
	GA22554-533	-	Ethernet Cable (M12 STR-M12 STR), 533", 16 Row
4	GA22555-20	1	Ethernet Cable (M12 RA-M12 STR), 20"
5	GA22555-27	1	Ethernet Cable (M12 RA-M12 STR), 27"
6	GA24488-27	1	Ethernet Cable (M12 RA-M12 STR), 27"
7	GA24488-168	1	Ethernet Cable (M12 RA-M12 STR), 168"
8	GA24487-132	1	Ethernet Cable (M12 RA-M12 STR), 132"
9	GA24487-100	5	Ethernet Cable (M12 RA-M12 STR), 100"
10	GA24487-120	8	Ethernet Cable (M12 RA-M12 STR), 120"
11	GA22556-91	7	Ethernet Cable (M12 RA-M12 RA), 91"
12	GA22556-97	7	Ethernet Cable (M12 RA-M12 RA), 97"
13	GA22555-184	1	Ethernet Cable (M12 RA-M12 RA), 184"
14	GA22555-174	1	Ethernet Cable (M12 RA-M12 STR), 174"
15	GA25950	-	IPR Module
16	GA25949	-	IPN Module
17	---	-	See "Blue Vantage Display" on page P295
18	---	---	---
19	---	---	---
20	---	---	---
21	GA22554-120	1	Ethernet Cable, CAT 5 (M12 STR-M12 STR), 120"
22	GA22554-360	3	Ethernet Cable, CAT 5 (M12 STR - M12 STR) x 360"
23	GA22554-20	4	Ethernet Cable, CAT 5 (M12 STR - M12 STR) x 20"
24	GA22554-36	1	Ethernet Cable, CAT 5 (M12 STR - M12 STR) x 36"

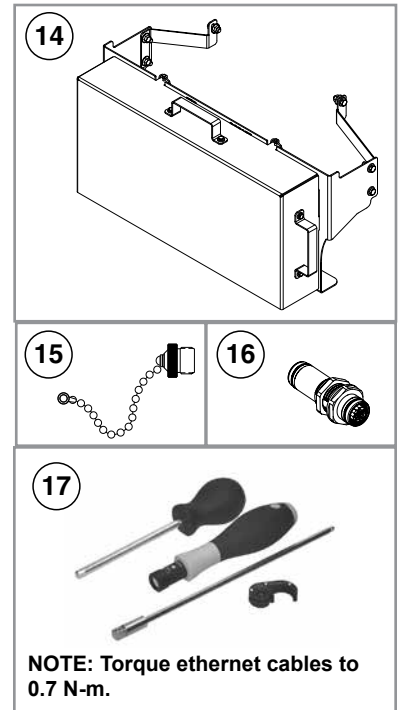
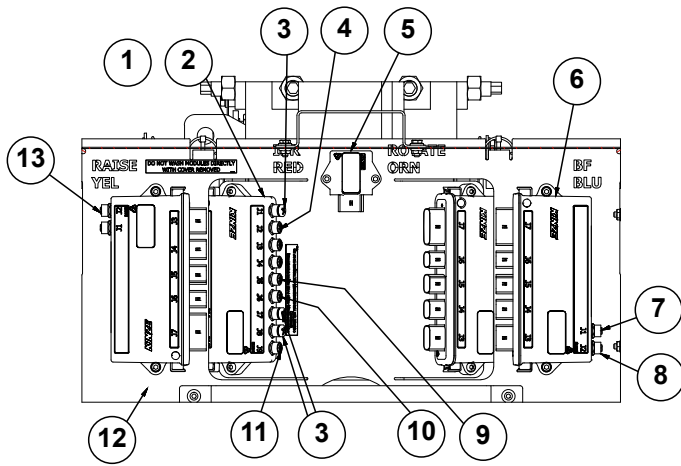
(103208)









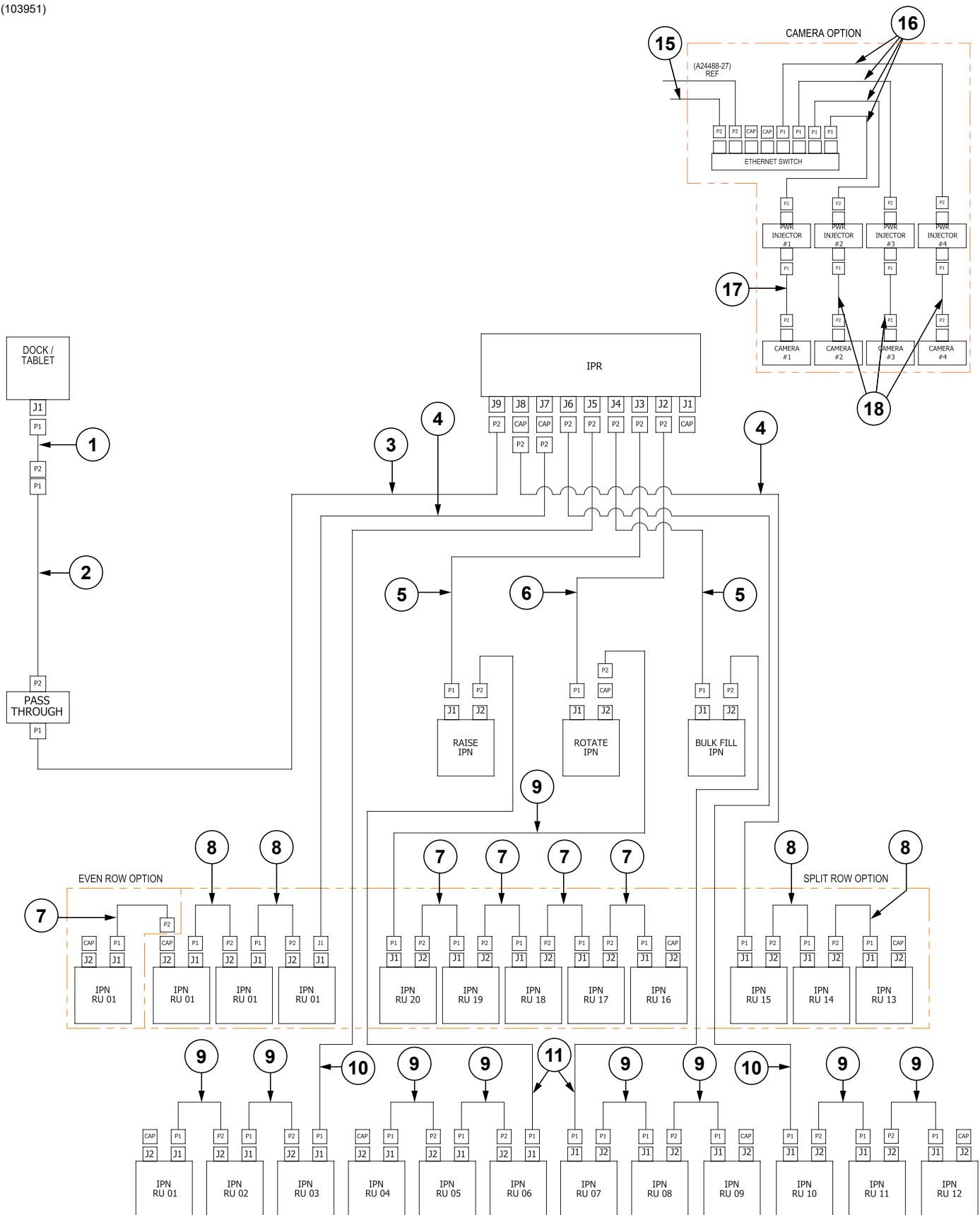


NOTE: Torque ethernet cables to 0.7 N-m.

1	GD35574	1	12-Pin Receptacle, 2 x 6 Cap, Key B W/CPA
2	GA25950	1	IPR Module Assembly
3	GD30726	3	Socket Dust Cover, M12
4	GA24488-27	1	Ethernet Cable (M12 RA-M12 STR), 27"
5	GA21687	1	IPP Module Assembly
6	GA25949	1	IPN Module Assembly
7	GA22555-20	2	Ethernet Cable (M12 RA-M12 STR), 20"
8	GA22556-91	1	Ethernet Cable (M12 RA-M12 RA), 91"
9	GA22555-184	1	Ethernet Cable (M12 RA-M12 RA), 184"
10	GA22555-174	1	Ethernet Cable (M12 RA-M12 STR), 174"
11	GA22554-533	1	Ethernet Cable (M12 STR-M12 STR), 533"
12	G10208501	1	Battery Relay Excitation Harness
13	GA22556-97	1	Ethernet Cable (M12 RA-M12 RA), 97"
14	GA26743	-	Module Mount Assembly
15	GD35420	-	M12 Ethernet Cap W/Chain
16	GA22585	-	Bulkhead, FEM-FEM M12x1
17	GA26173	-	Torque Driver, M12, Includes: (1) Inerchangeable Blade, (1) Torque Handle, (1) Setting Aid, (1) M12 Attachment

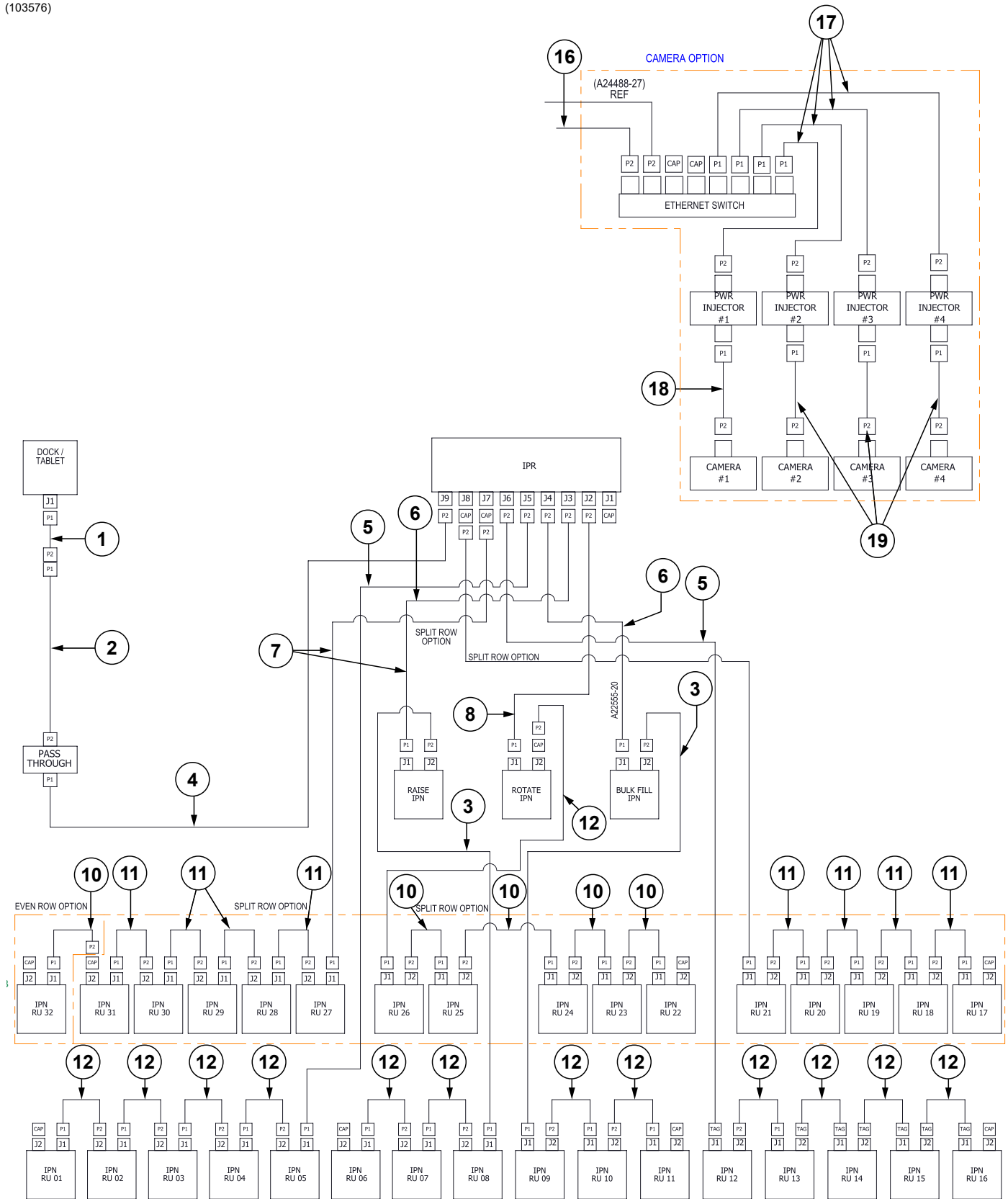
This page left blank intentionally.

(103951)

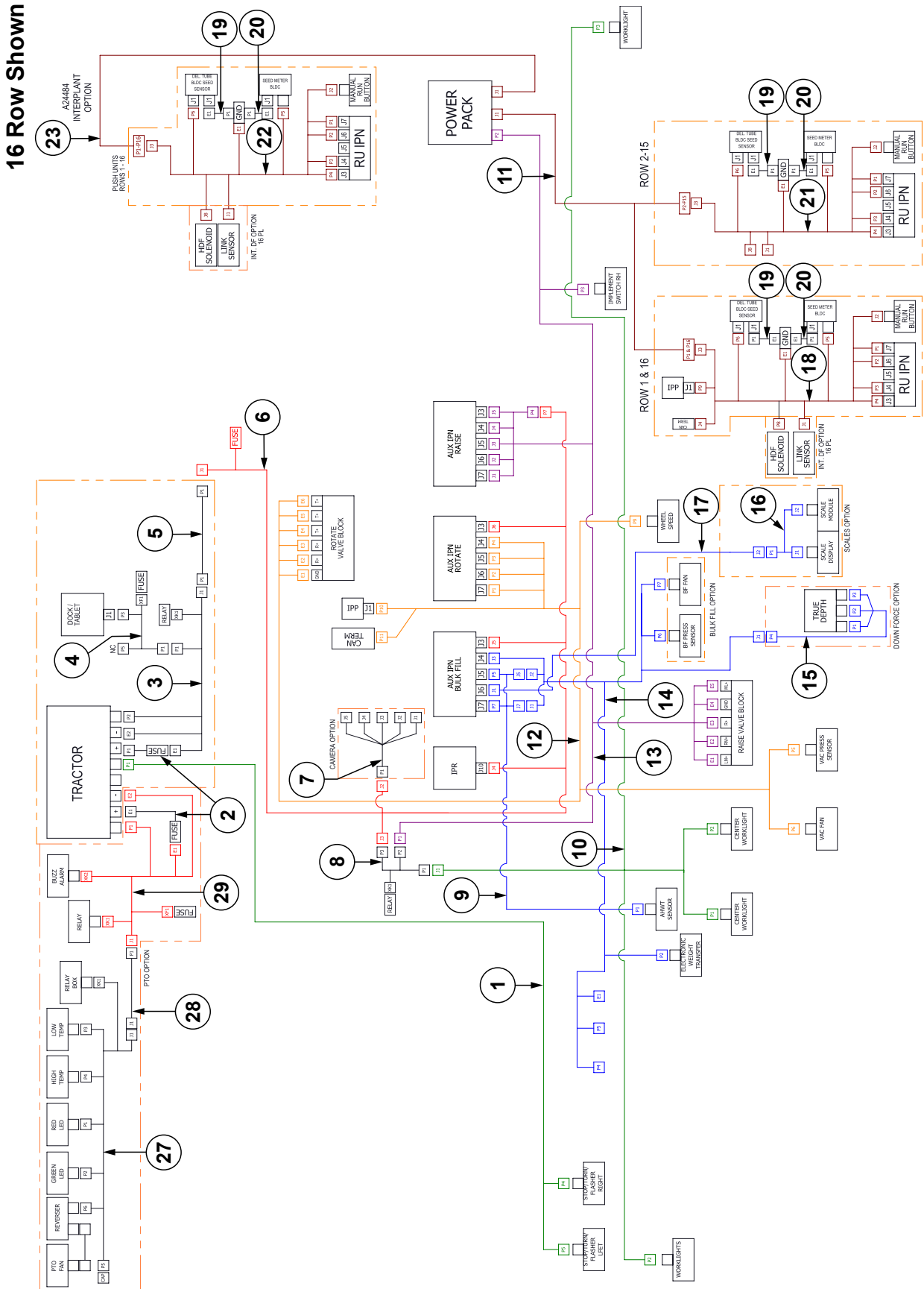


ITEM	PART NO.	QTY.	DESCRIPTION
1	GA25399-36	-	Ethernet Cable (RJ45-Female M12 STR), 36"
2	GA22554-265	-	Ethernet Cable (M12 STR-M12 STR), 265"
	GA22554-375	-	Ethernet Cable (M12 STR-M12 STR), 375" (Articulated)
3	GA22554-445	1	Ethernet Cable (M12 STR-M12 STR), 445"
4	GA22555-160	-	Ethernet Cable (M12 STR-M12 STR), 160"
5	GA22555-20	2	Ethernet Cable (M12 RA-M12 STR), 20"
6	GA24488-27	1	Ethernet Cable (M12 RA-M12 STR), 27"
7	GA22556-91	-	Ethernet Cable (M12 RA-M12 RA), 91"
8	GA22556-109	-	Ethernet Cable (M12 RA-M12 RA), 109"
9	GA22556-134	8	Ethernet Cable (M12 RA Special-M12 RA Special), 134"
10	GA22555-202	2	Ethernet Cable (M12 RA SPECIAL-M12 STR), 202"
11	GA22556-115	2	Ethernet Cable (M12 RA Special-M12 RA Special), 109"
12	---	---	---
13	---	---	---
14	---	---	---
15	GA22554-36	1	Ethernet Cable, CAT 5 (M12 STR - M12 STR) x 36"
16	GA22554-20	4	Ethernet Cable, CAT 5 (M12 STR - M12 STR) x 20"
17	GA22554-120	1	Ethernet Cable, CAT 5 (M12 STR-M12 STR), 120"
18	GA22554-360	3	Ethernet Cable, CAT 5 (M12 STR - M12 STR) x 360"

(103576)

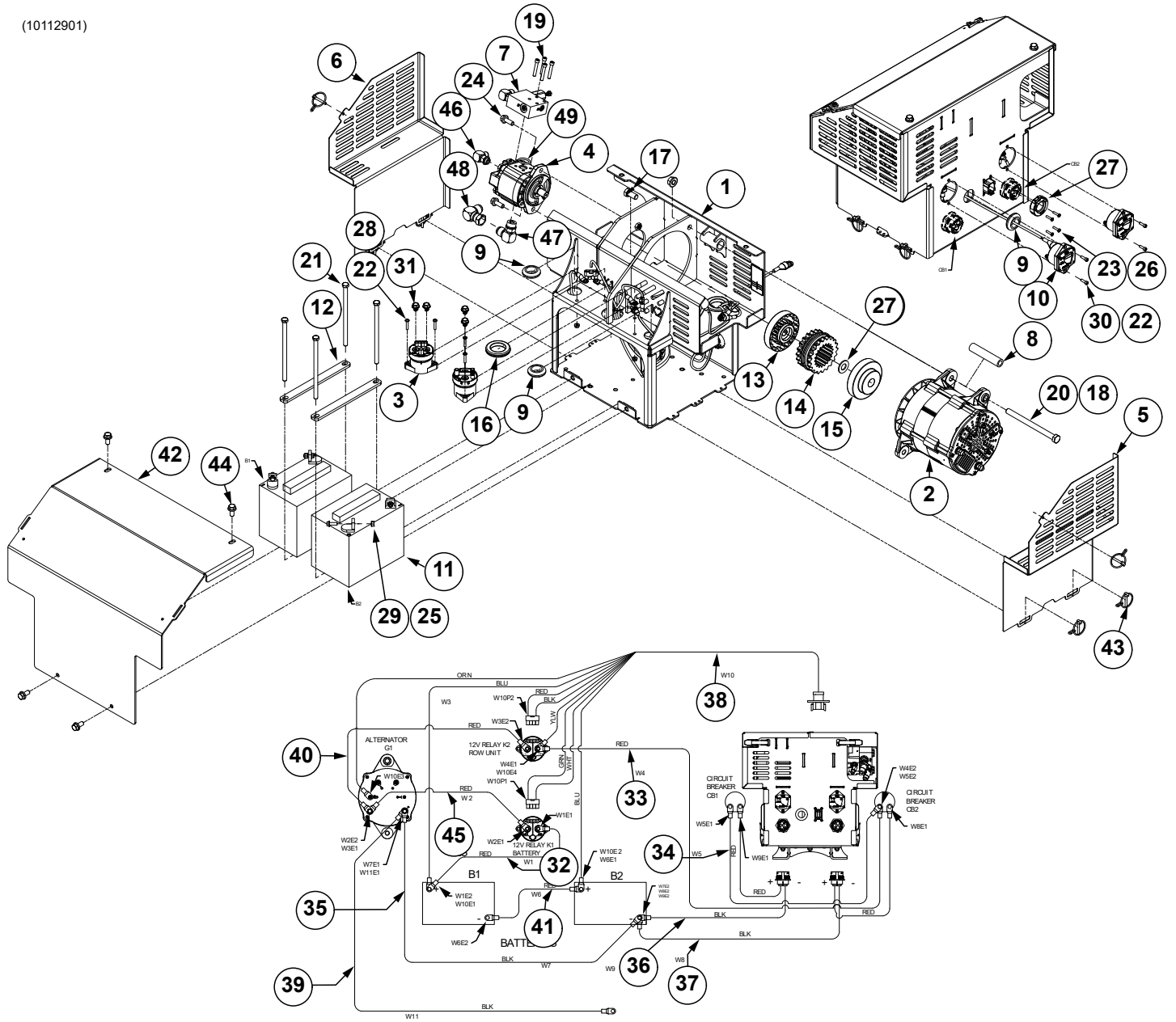


ITEM	PART NO.	QTY.	DESCRIPTION
1	GA25399-36	1	Ethernet Cable (RJ45-Female M12 STR), 36"
2	GA22554-265	1	Ethernet Cable (M12 STR-M12 STR), 265"
	GA22554-375	-	Ethernet Cable (M12 STR-M12 STR), 375" (Articulated)
3	GA22556-115	2	Ethernet Cable (M12 RA Special-M12 RA Special), 109"
4	GA22554-533	1	Ethernet Cable (M12 STR-M12 STR), 533"
5	GA22555-202	2	Ethernet Cable (M12 RA SPECIAL-M12 STR), 202"
6	GA22555-20	2	Ethernet Cable (M12 RA-M12 STR), 20"
7	GA22555-160	2	Ethernet Cable (M12 STR-M12 STR), 160"
8	GA24488-27	1	Ethernet Cable (M12 RA-M12 STR), 27"
9	---	---	---
10	GA22556-91	5	Ethernet Cable (M12 RA-M12 RA), 91"
11	GA22556-109	8	Ethernet Cable (M12 RA-M12 RA), 109"
12	GA22556-134	12	Ethernet Cable (M12 RA Special-M12 RA Special), 134"
13	---	---	---
14	---	---	---
15	---	---	---
16	GA22554-36	1	Ethernet Cable, CAT 5 (M12 STR - M12 STR) x 36"
17	GA22554-20	4	Ethernet Cable, CAT 5 (M12 STR - M12 STR) x 20"
18	GA22554-120	1	Ethernet Cable, CAT 5 (M12 STR-M12 STR), 120"
19	GA22554-360	3	Ethernet Cable, CAT 5 (M12 STR - M12 STR) x 360"



ITEM	PART NO.	QTY.	DESCRIPTION
1	GA21695 GA26375	1 -	Light Harness, 12 Row Light Harness, 16 Row
2	G10049501	1	Tractor Battery Connection Harnees and Fuse Kit
3	G10211901	1	Tractor Power Harness
4	GA25031	1	Tractor Console Harness
5	G10060901 G10060902	1 -	Tractor Power Harness Extension, 10' Tractor Power Harness Extension, 16' (Optional)
6	G10358301 G10338901	1 1	12V Power Harness, 12 Row 12V Power Harness, 16 Row
7	G10269201	1	Camera Power Harness
8	GA22547	1	Work Light Relay Harness
9	G10496501	1	Active Hydraulic Weight Transfer Intercept Harness
10	GA21695 GA24486	1 1	Light Harness, 12 Row Light Harness, 16 Row
11	GA25819 GA24483	1 1	24V Row Unit Power Harness, 12 Row 24V Row Unit Power Harness, 16 Row
12	G10151601 G10151901	1 -	Rotate Harness, 12 Row Rotate Harness, 16 Row
13	G10338801	1	IPN Raise Harness
14	G10339001	1	IPN Bulk Fill Harness
15	GA26713	1	Integrated True Depth Harness
16	G10242801	1	Bulk Fill Scale CAN Cable PHD28
17	G10286102	1	CAN Stub Harness
18	G10210901	-	True Speed 3K Row Unit Harness W/IPP
19	G10213602	-	True Speed ESD Ground Strap Harness
20	G10213601	-	True Speed ESD Ground Strap Harness
21	G10210801	-	True Speed 3K Pull Row Unit Harness
22	G10210701	-	True Speed Row Unit Harness
23	G10010501 GA24484	1 1	Row Unit Power Split Row Harness, 12 Row Row Unit Power Split Row Harness, 16 Row
24	---	---	---
25	---	---	---
26	---	---	---
27	G10649801	1	PTO Harness
28	G10737701	-	PTO Extension Harness
29	G10724901	1	PTO Tractor Power Harness

(10112901)



COMPONENT HOOKUP CHART

ITEMS	REF DES	FROM	USED W/ ITEM	TO	USED W/ ITEM	COLOR	FUNCTION
32	W1	B1+	E2	K1A2-	E1	RED	PWR
45	W2	K1A1+	E1	GB1+	E2	RED	PWR
40	W3	GB1+	E1	K2A1+	E2	RED	PWR
33	W4	K2A2-	E1	CB2,LINE	E2	RED	PWR
34	W5	CB1,LINE	E1	CB2,LINE	E2	BLK	PWR
41	W6	B1+	E1	B1-	E2	RED	PWR
35	W7	B2-	E2	GB2-	E1	BLK	GND
37	W8	PAN	J1	CB2,LOAD	E1	RED	PWR
				B2-	E2	BLK	GND
36	W9	PAN	J1	CB1,LOAD	E1	RED	PWR
				B2-	E2	BLK	GND
				K2	P2	RED-BLK	RU PWR RELAY (PWR&GND)
				AC	E3	BRN	ALTERNATOR SENSE FREQ
				K2A2-	E4	YLW	RU PWR FEEDBACK
38	W10	PAN	J1	K1	P1	GRN-WHT	BATTERY PACK RELAY (PWR&GND)
				B1+	E2	BLU	BATTERY #2 VOLTAGE MONITOR
				B2+	E1	ORN	BATTERY #1 VOLTAGE MONITOR
39	W11	GB2-	E2	NC	E1	BLK	PLANTER GROUND

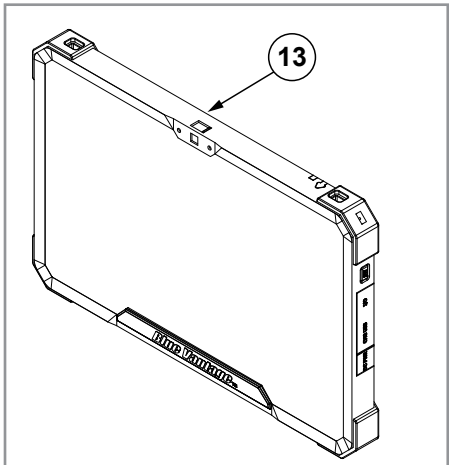
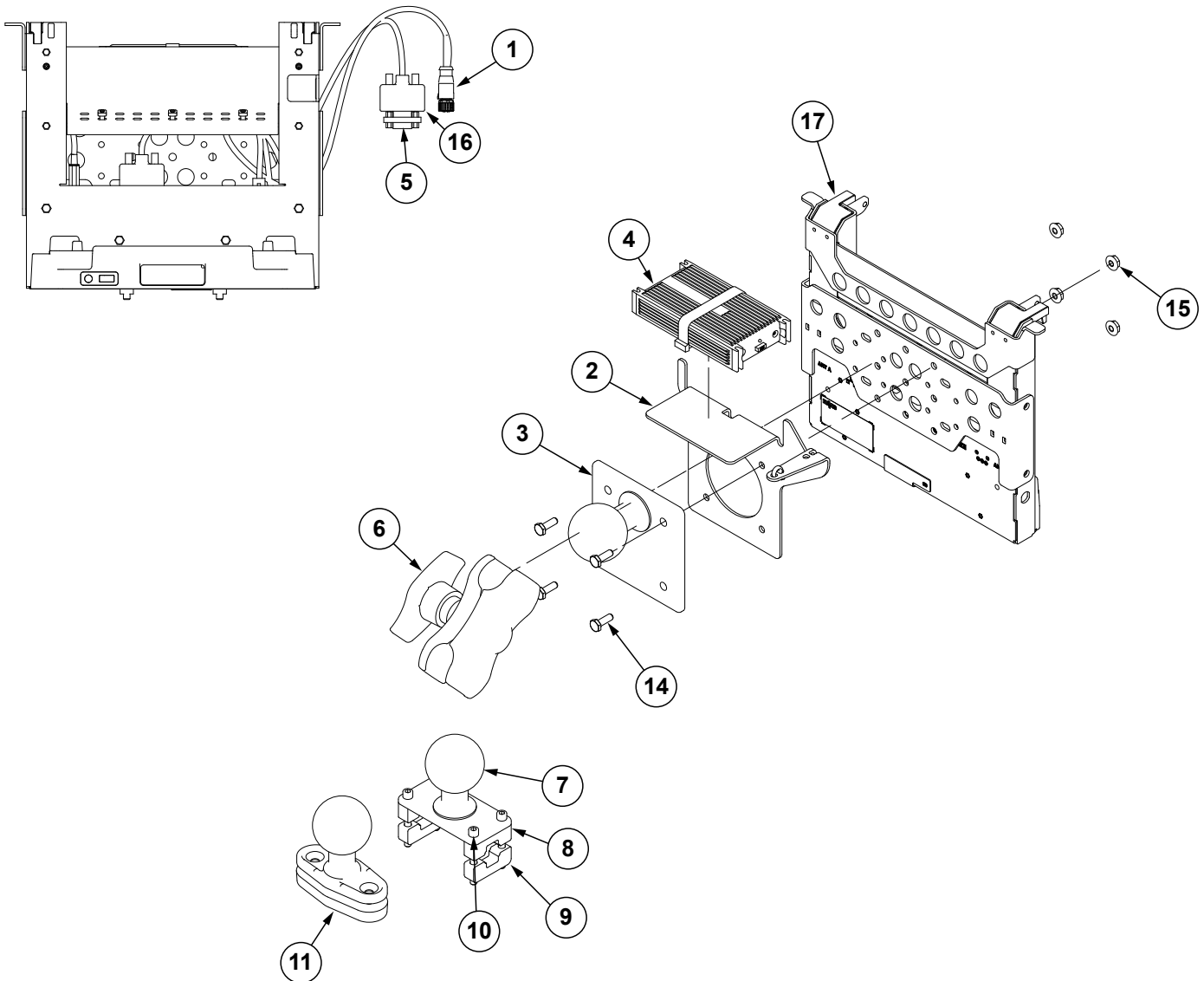
ITEM	PART NO.	QTY.	DESCRIPTION
1	G10416001	1	Battery Box
2	*A26673	1	Alternator, Style A (Manufactured by Dixie)
	**GA19301	-	Alternator, Style B (Manufactured by Prestolite)
3	G10584701	2	Contactator
4	G10169501 GR2382	1	Hydraulic Motor Seal Kit
5	GD36822	1	Battery Box Vent
6	GD36821	1	Battery Box Vent
7	---	1	See "Power Pack Hydraulic Motor Valve Block" on page P252
8	G10318901	1	Sleeve, ¾" x 3.85"
9	GD22200	3	Grommet, 1"
10	GD28354	2	Circuit Breaker, 100 Amp Panel Mount
11	GD28363	2	Battery, 12 Volt
12	G10114001	2	Battery Strap
13	GD36680	1	Half Coupler
14	GD36681	1	Sleeve W/Retaining Ring
15	GD36682	1	Half Coupler
16	GR2126	2	1½" Push-In Grommet
17	G10001	-	Hex Head Cap Screw, ⅜"-16 x 1"
18	G10071	1	Serrated Flange Nut, ½"-13
19	G11418	4	Hex Socket Head Cap Screw, ¼" x 1½"
20	G10622	-	Serrated Flange Nut, ⅝"-16
21	G10954	4	Hex Head Cap Screw, ⅜"-16 x 7"
22	G10992	8	Serrated Flange Nut, No. 10-24
23	G11067	4	Phillips Pan Head Machine Screw, No. 8-32 x ¾", Stainless Steel
24	G11124	2	Hex Serrated Flange Cap Screw, ⅝"-16 x 1"
25	G11166	4	Hex Socket Flange Cap Screw, ¼"-20 x ¾"
26	G11202	4	Lock Nut W/Nylon Insert, No. 8-32, Stainless Steel
27	G11391	1	Flat Washer, ⅝" SAE
28	G11387	-	Flat Washer, ⅝" SAE
29	---	---	---
30	G11588	4	Hex Socket Head Cap Screw, No. 10-24 x ⅝"
31	G12219-12	4	Hex Serrated Flange Cap Screw, M8-1.25 x 12
32	GA26683	1	Red Cable, 4 Gauge x 15"
33	GA26684	1	Red Cable, 4 Gauge x 28"
34	---	---	---
35	---	---	---
36	GD27019	1	Power Pack Mount
37	GA26688	1	Row Unit Battery Box Harness, Power 2
38	G10600701	1	Compact Power Pack Sensor Harness
39	G10179206 G10477101	1	Cable, 4 Gauge, Black (⅝" Ring - ⅜" Ring) x 54", Style A Cable, 4 Gauge, Black (⅜" Ring x ⅜" Ring) x 42", Style B
40	GA25023	1	Cable, 4GA, ⅝" to ⅝"
41	GA25993	1	Cable, 4GA x 14"
42	GD36820	1	Battery Box Cover
43	G10439801	6	Pin W/Chain
44	G11123	4	Hex Serrated Flange Cap Screw, ⅝"-16 x ¾"
45	GA26926	1	Cable, 4GA Red/Cover x 32"

ITEM	PART NO.	QTY.	DESCRIPTION
46	G6801-06 GR1045	1 -	Elbow W/O-Ring, 90°, 1/16"-18 Male JIC To O-Ring O-Ring
47	G6801-10 GR1466	1	Elbow W/O-Ring, 90°, 7/8"-14 Male JIC To O-Ring O-Ring
48	G6500-10	1	Swivel Elbow, 90°, 7/8"-14 Male JIC To Female
49	GD30262	1	O-Ring, No. 213
50	GD25007	1	Deutsch Cap, Size 24
51	G10108	4	Lock Nut, 3/8"-16
52	---	---	---
53	---	---	---
54	G11472	4	Phillips Pan Head Machine Screw, No. 10-24 x 1"
55	G11528	4	Hex Nut W/External Tooth Washer, 1/4"-20
56	GA26685	1	Red Cable, 4 Gauge x 19"
57	GA26686 G10477201	1 -	Cable, 4 Gauge Black (1/4" Ring - 5/16" Ring) x 12", Style A Cable, 4 Gauge Black (1/4" Ring - 3/8" Ring) x 12", Style B
58	GA26687	1	Row Unit Battery Box Harness, Power 1
59	G10014	1	Hex Head Cap Screw, 1/2"-13 x 1"
60	G10829	1	Hex Head Cap Screw, 1/2"-13 x 6 1/2"

*Must use Style A cables (See Items 39 and 57).

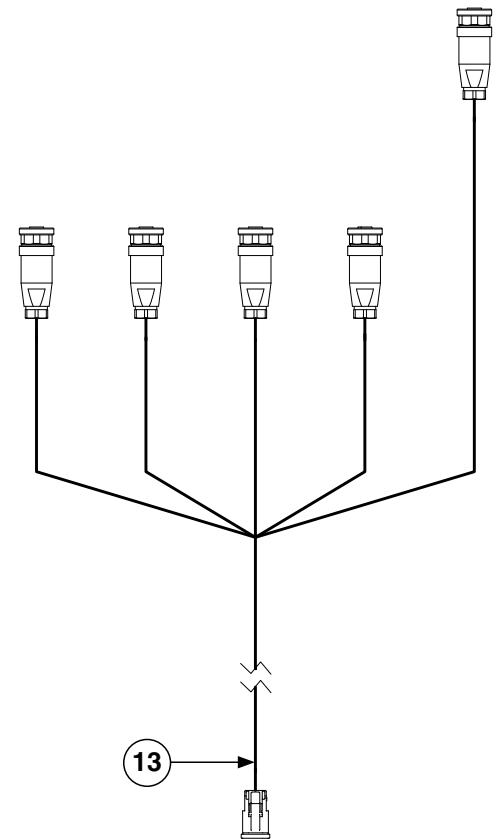
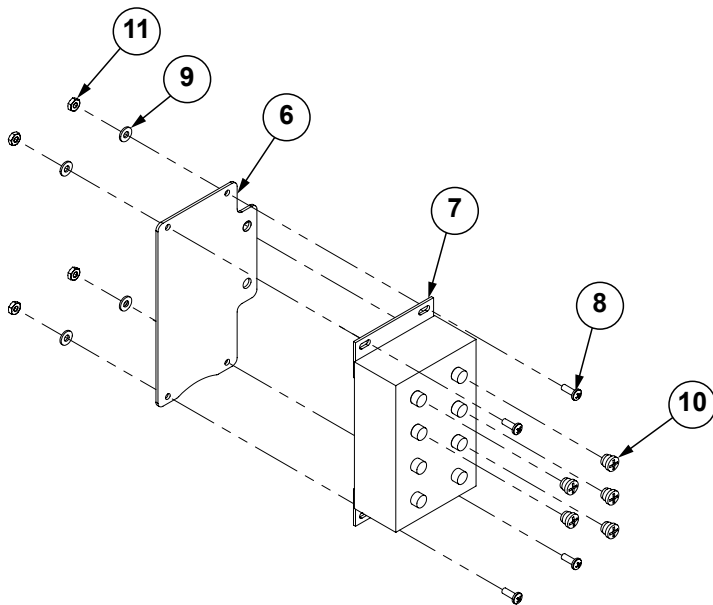
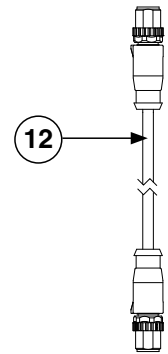
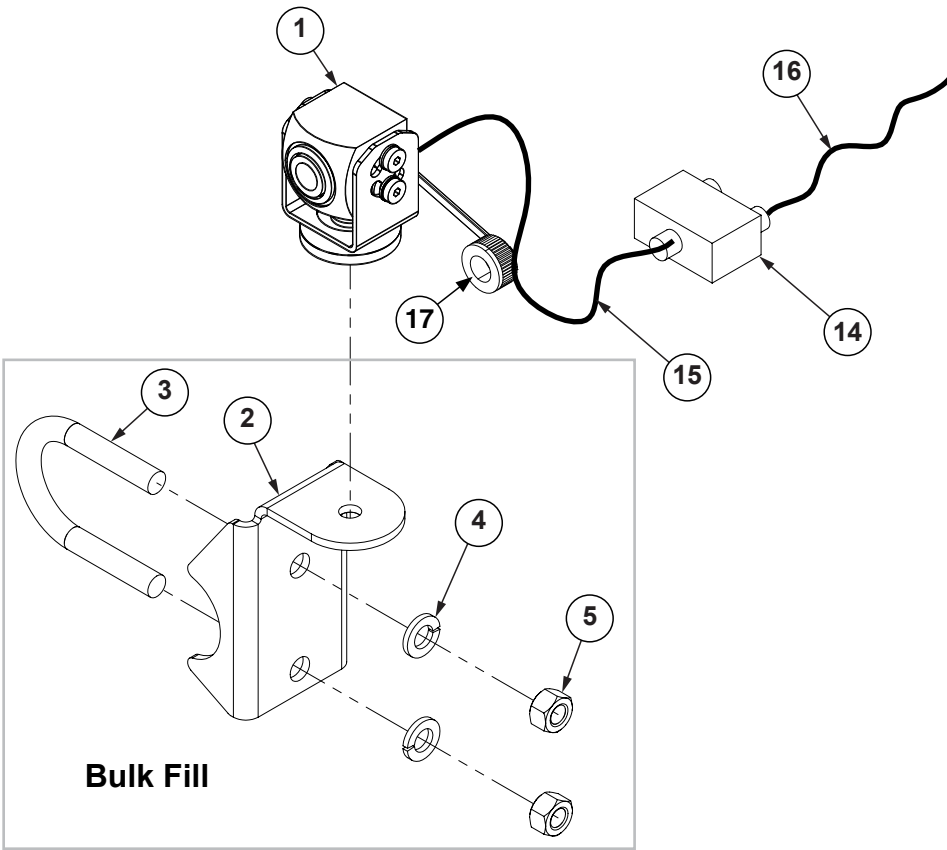
**Must use Style B cables (See Items 39 and 57).

This page left blank intentionally.



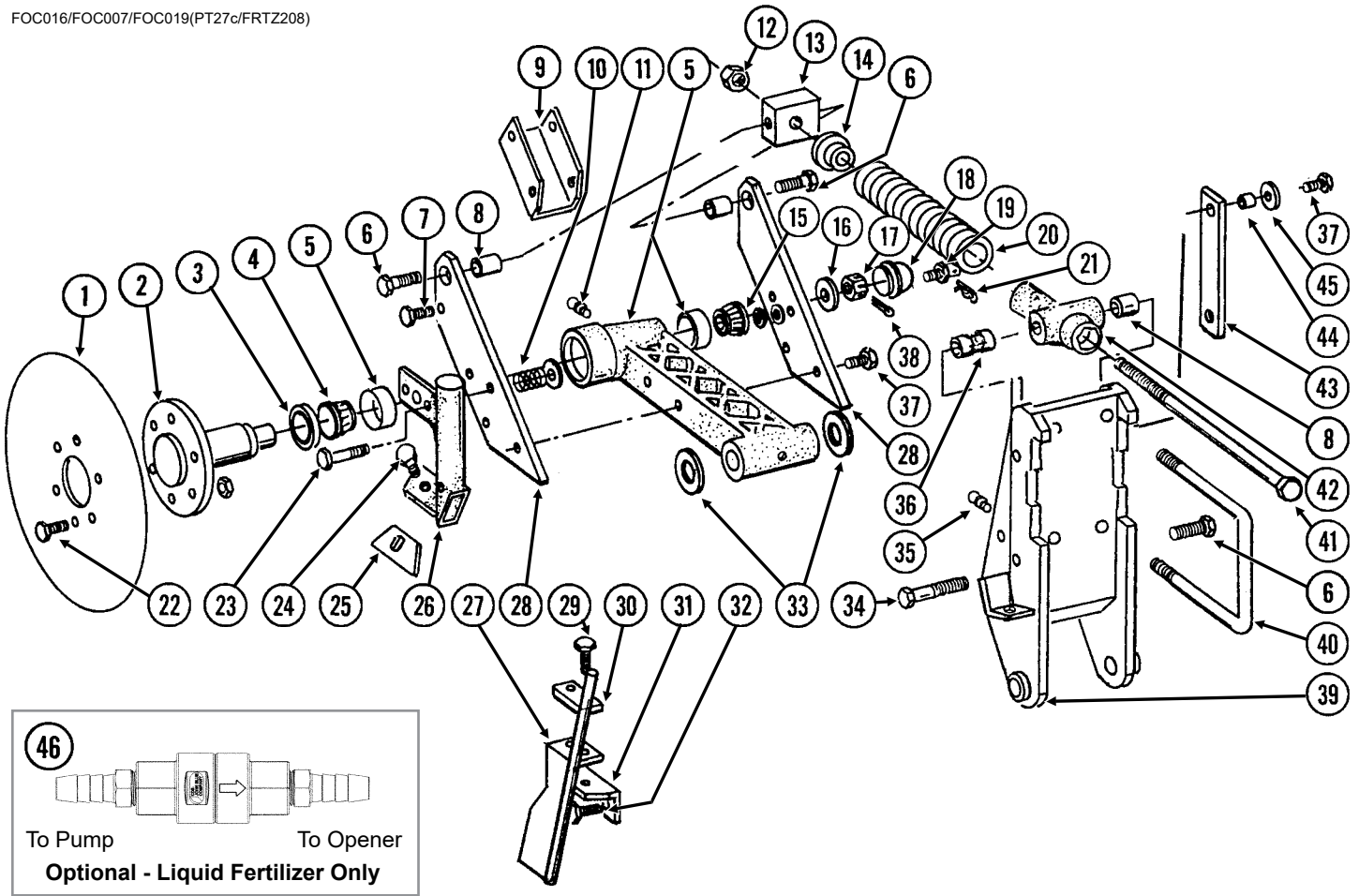
- GPS Interface Package Includes:**
- (1)GPS Installation Sheet
 - (1)Meter Serial Ext. Cable
 - (1) 1600 AgLeader GPS Cable
 - (1) Trimble to Starfire Adapter Cable
 - (1) M/M DB9 Serial Connector
 - (1) F/F DB9 Serial Connector
 - (1) Null Modem M/F DB9 Conector
 - (1)GPS Harness

ITEM	PART NO.	QTY.	DESCRIPTION
1	GA25399-36	1	Ethernet Cable (RJ45-Female M12 STR), 36"
2	G10013201	1	Power Supply Display Mount
3	GD33756	1	Ram Ball, 2¼"
4	GA26374	1	Lind Power Adaptor (Included W/GA24281)
5	GD35465	1	DB9 M/M Gender Changer
6	GA24285	1	Double Socket Ram Arm (Short)
7	GD33757	1	Ram Ball W/Plate, 2¼" Ball
8	GD33758	2	Ram Mount Clamp Block, Top
9	GD33759	2	Ram Mount Clamp Block, Bottom
10	G11106	4	Hex Socket Head Cap Screw, ¼"-20 x 2¼"
11	GA24284	1	Ram Ball W/Base, 2½" Ball
12	GA21143	1	GPS Interface Package
13	G10243001	1	Blue Vantage Display
14	G10023	4	Hex Head Cap Screw, ¼"-20 x ¾"
15	G10621	4	Serrated Flange Nut, ¼"-20
16	GA25437	1	DB9 Cable F/F
17	GA24281	-	Docking Station W/Power Supply



ITEM	PART NO.	QTY.	DESCRIPTION
1	G10327701	1	Camera Assembly
2	GD26989	1	Work Light Bracket
3	GD27190	1	U-Bolt, 1½" x ⅜"-16
4	G10229	2	Lock Washer, ⅜"
5	G10101	2	Hex Nut, ⅜"-16
6	G10374301	1	Ethernet Switch Bracket
7	G10375201	1	Ethernet Switch
8	G11341	4	Phillips Pan Head Machine Screw, No. 12-24 x ⅝", Grade 1
9	G11383	4	Flat Washer, No. 12
10	GD30726	5	Socket Dust Cover, M12
11	G10375601	4	Hex Nut, No. 12-24, Grade 1
12	GA22554-36	1	Ethernet Cable, CAT 5 (M12 STR - M12 STR) x 36"
13	G10269201	1	Camera Power Harness
14	G10375101	1	Ethernet Power Injector
15	GA22554-360	-	Ethernet Cable, CAT 5 (M12 STR - M12 STR) x 360"
16	GA22554-20	-	Ethernet Cable, CAT 5 (M12 STR - M12 STR) x 20"
17	G10615101	1	Cap Seal, M12

FOC016/FOC007/FOC019(PT27c/FRTZ208)

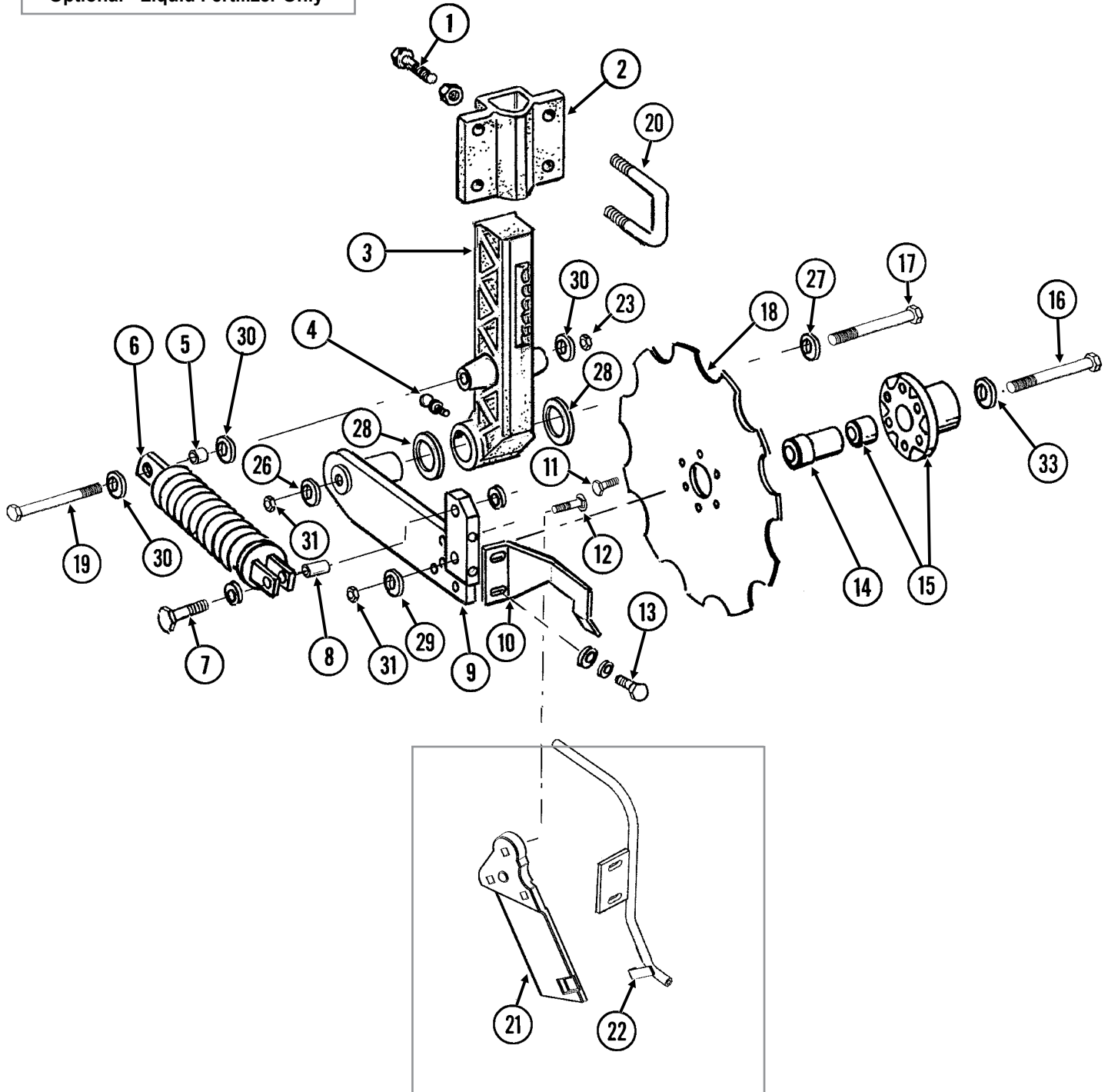
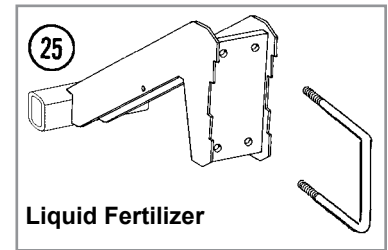
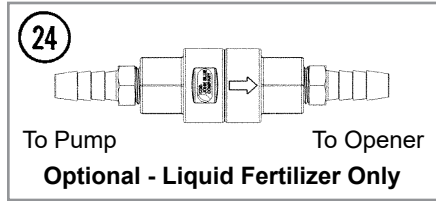


ITEM	PART NO.	QTY. (Per Assy.)	DESCRIPTION
1	GD7900 GD8247	1 -	Disc Blade, 18" Disc Blade, 20" (Optional)
2	GB0205	1	Spindle
3	GA4286	1	Seal
4	GA4287	1	Bearing
5	GA5887 GD6553 GR0188 G11391	1 - - 3	Arm W/Cups And Washers Inner Cup (Included W/GA5887) Outer Cup (Included W/GA5887) Flat Washer, 5/8" SAE (Included W/GA5887)
6	G10007	3	Hex Head Cap Screw, 5/8"-11 x 1 1/2"
7	G10001 G10108	2 2	Hex Head Cap Screw, 3/8"-16 x 1" Lock Nut, 3/8"-16
8	GB0218	3	Bushing, 2 1/32" I.D. x 7/8" O.D. x 1 9/32" Long
9	GD8238	1	Channel
10	GD7962	2	Spring
11	G10641	2	Grease Fitting, 1/8" NPT
12	G10105	3	Hex Nut, 3/4"-10
13	GD7908	1	Tap Block
14	GD34923	1	Spring Seat
15	GA0237	1	Bearing
16	G10220	1	Machine Bushing, 1 1/16", 10 Gauge

ITEM	PART NO.	QTY. (Per Assy.)	DESCRIPTION
17	G10507	1	Slotted Nut, 1"-14
18	GD1104	1	Dust Cap
19	GD8276	1	Pin
	G10237	1	Lock Washer, 7/16"
	G10100	1	Hex Nut, 7/16"-14
20	GD10273	1	Compression Spring
21	G10592	1	Hair Pin Clip, No. 11
22	G10594	6	Bolt, 1/2"-13 x 1 1/2"
	G10111	6	Lock Nut, 1/2"-13
23	G10049	2	Hex Head Cap Screw, 3/8"-16 x 2 1/2"
	G11387	2	Flat Washer, 3/8" SAE
	G10108	2	Lock Nut, 3/8"-16
24	G10599	1	Carriage Bolt, 3/8"-16 x 1 1/4"
	G11387	1	Flat Washer, 3/8" SAE
	G10229	1	Lock Washer, 3/8"
	G10101	1	Hex Nut, 3/8"-16
25	GD7912	1	Scraper
26	GB0210	-	Drop Tube, R.H., Dry Fertilizer
	GB0209	1	Drop Tube, L.H., Dry Fertilizer (Shown)
27	GA8689	1	Drop Tube, L.H., Liquid Fertilizer (Shown)
	GA8688	-	Drop Tube, R.H., Liquid Fertilizer
28	GD8224	2	Bar
29	G10004	2	Hex Head Cap Screw, 3/8"-16 x 1 1/4"
	G10229	2	Lock Washer, 3/8"
30	GD10487	1	Clamp
31	GD10304	-	Angle, R.H.
	GD10303	1	Angle, L.H. (Shown)
32	G10016	2	Hex Head Cap Screw, 1/2"-13 x 2"
	G10111	2	Lock Nut, 1/2"-13
33	G10322	-	Machine Bushing, 1 1/4", 18 Gauge (As Required)
34	G10862	1	Hex Head Cap Screw, 5/8"-11 x 3 1/4"
	G11391	2	Flat Washer, 5/8" SAE
	G10230	1	Lock Washer, 5/8"
35	G10640	1	Grease Fitting, 1/4"-28
36	GD10242	1	Bushing, 2 1/4"
37	G10039	5	Hex Head Cap Screw, 1/2"-13 x 1 3/4"
	G10111	5	Lock Nut, 1/2"-13
38	G10459	1	Cotter Pin, 3/16" x 1 1/2"
39	GA7240	-	Opener Mount, R.H.
	GA7239	1	Opener Mount, L.H. (Shown)
40	GD1113	2	U-Bolt, 5" x 7" x 5/8"-11
	G10230	4	Lock Washer, 5/8"
	G10104	4	Hex Nut, 5/8"-11
41	GD7907	1	Special Bolt
42	GB0206	1	Rod Guide
43	GD8239	1	Storage Strap
44	GD7904-02	1	Sleeve, 1/2" x 1/2" Long
45	G11389	3	Flat Washer, 1/2" SAE
46	GA15416	1	Check Valve Assembly

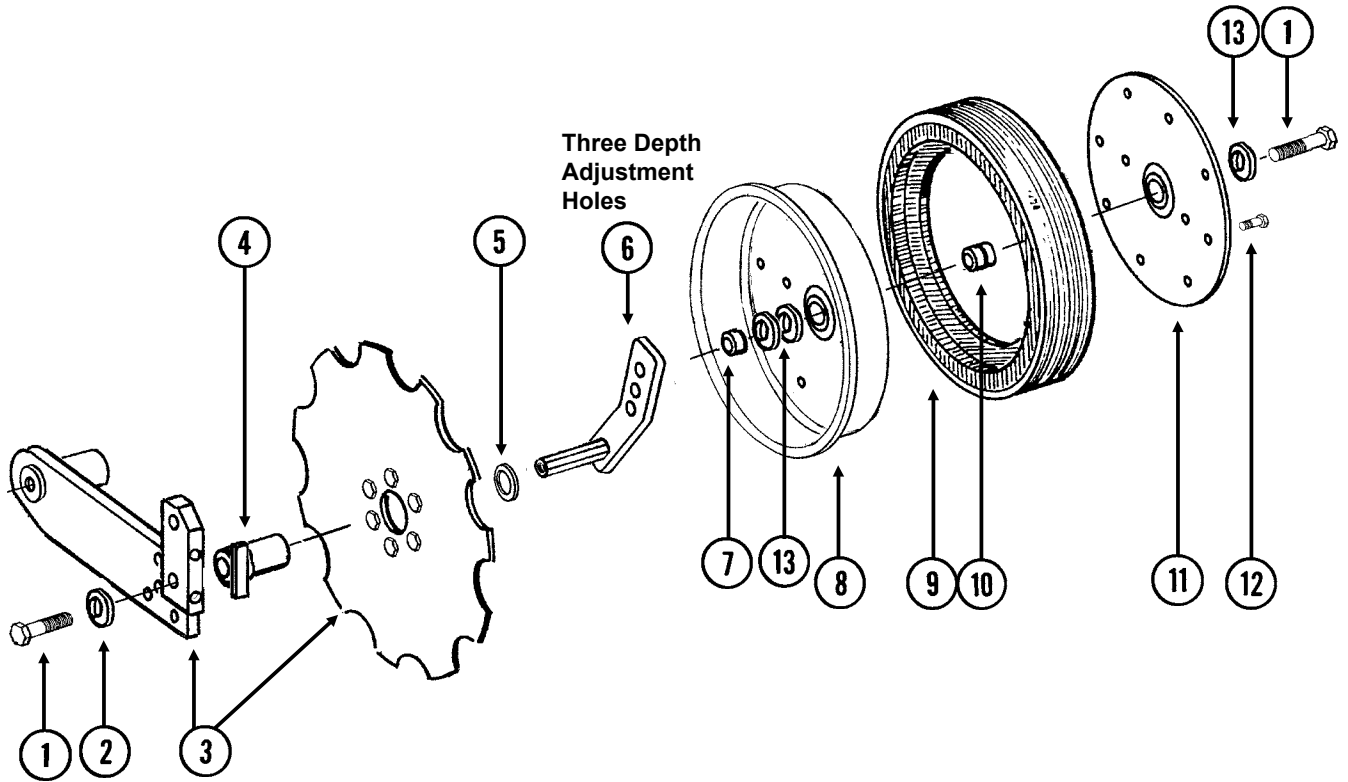
FOC018(TWL34e/TWL34f/TWL34g/FRTZ268/FRTZ208)

NOTE: R.H. and L.H. is determined by which side of blade it is on in the direction of travel.



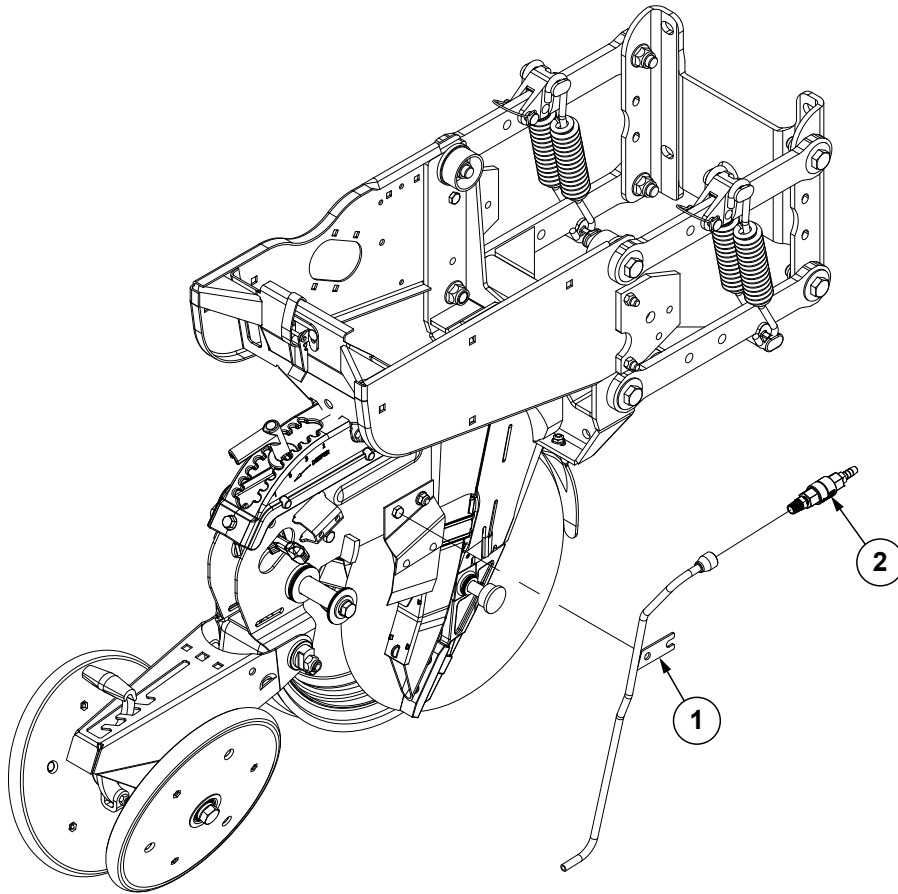
ITEM	PART NO.	QTY. (Per Assy.)	DESCRIPTION
1	G10017	3	Hex Head Cap Screw, 1/2"-13 x 1 1/2"
	G10102	3	Hex Nut, 1/2"-13
2	GB0400	1	Mount, R.H.
	GB0405	-	Mount, L.H. (Shown)
3	GB0296	1	Arm, 13 1/2"
4	G10640	1	Grease Fitting, 1/4"-28
5	GD12685	1	Bushing, 3/4" O.D. x 1/2" Long
6	GA6966	1	Compression Spring Assembly
7	G10047	1	Hex Head Cap Screw, 3/8"-16 x 1 3/4"
	G11387	2	Flat Washer, 3/8" SAE
	G10108	1	Lock Nut, 3/8"-16
8	GD1026	1	Sleeve, 1 3/16" Long
9	GA9433	1	Pivot Arm, L.H. (Shown)
	GA9434	-	Pivot Arm, R.H.
10	GD11557	1	Scraper, L.H. (Shown)
	GD11558	-	Scraper, R.H.
11	G10002	6	Hex Head Cap Screw, 3/8"-16 x 3/4"
12	G10306	3	Carriage Bolt, 3/8"-16 x 2"
	G10108	3	Lock Nut, 3/8"-16
13	G10991	2	Hex Head Cap Screw, 5/16"-18 x 7/8"
	G10232	2	Lock Washer, 5/16"
	G11386	6	Flat Washer, 5/16" SAE
14	GD12679	1	Stepped Spacer, 3" Long
15	GA9437	1	Hub W/Bearing
	GA8603	-	Bearing, Double Row (Included W/GA9437)
16	G10011	1	Hex Head Cap Screw, 5/8"-11 x 5 1/2"
17	G10046	1	Hex Head Cap Screw, 5/8"-11 x 5"
18	GD12676	1	Disc Blade, Notched, 16 3/4"
19	G10871	1	Hex Head Cap Screw, 1/2"-13 x 6"
20	GD13287	2	U-Bolt, 1 1/2" x 2 1/2" x 1/2"-13
	G11389	4	Flat Washer, 1/2"
	G10111	4	Lock Nut, 1/2"-13
21	GB0323	1	Knife, L.H. (Shown)
	GB0322	-	Knife, R.H.
22	GA12109	1	Drop Tube, L.H., Liquid Fertilizer
	GA12108	-	Drop Tube, R.H., Liquid Fertilizer (Shown)
23	G10111	-	Lock Nut, 1/2"-13
24	GA15416	-	Check Valve, Low Rate
25	GA9564	1	Opener Mount
	GD16598	2	U-Bolt, 4" x 7" x 5/8"-11
	G10230	4	Lock Washer, 5/8"
	G10104	4	Hex Nut, 5/8"-11
26	G11391	-	Flat Washer, 5/8" SAE
27	G10217	-	Washer, 5/8" USS
28	G10450	-	Machine Bushing, 1 1/2", 18 Gauge (As Required)
29	GD12677	1	Washer, 1 1/2" O.D., 7 Gauge, Hardened
30	G11389	-	Flat Washer, 1/2" Plated SAE
31	G10107	-	Lock Nut, 5/8"-11

(FRTZ256)



ITEM	PART NO.	QTY. (Per Assy.)	DESCRIPTION
1	G10010	2	Hex Head Cap Screw, 5/8"-11 x 3"
2	G11391	1	Flat Washer, 5/8" SAE
3	---	-	See "Notched Single Disc Fertilizer Opener" on page P301
4	GA9472	1	Blade Mount
5	G10233	1	Machine Bushing, 1", 10 Gauge
6	GA10037	1	Wheel Mount, L.H. (Shown)
	GA10036	1	Wheel Mount, R.H.
7	GD13309	1	Spacer
8	GD31466	1	Half Wheel, Black
9	GD11953	1	Offset Tire
10	GA6171	1	Bearing
11	GD26598	1	Half Wheel Cover, Black
12	G10961	11	Flanged Whiz Lock Screw, 5/16"-18 x 3/4", No Serration
	G10620	11	Serrated Flange Nut, 5/16"-18
13	G10397801	-	Special Bushing
A	GA18311	-	Gauge Wheel Complete (Items 8-12)
B	G9881X	-	Depth/Gauge Wheel Package (Items 1-13)

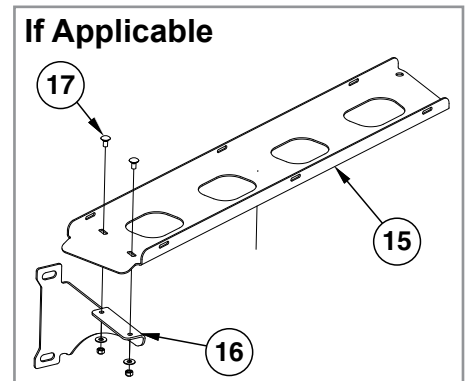
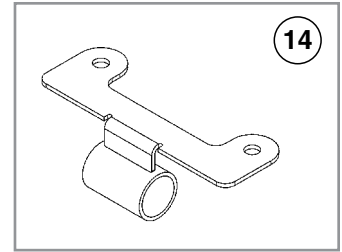
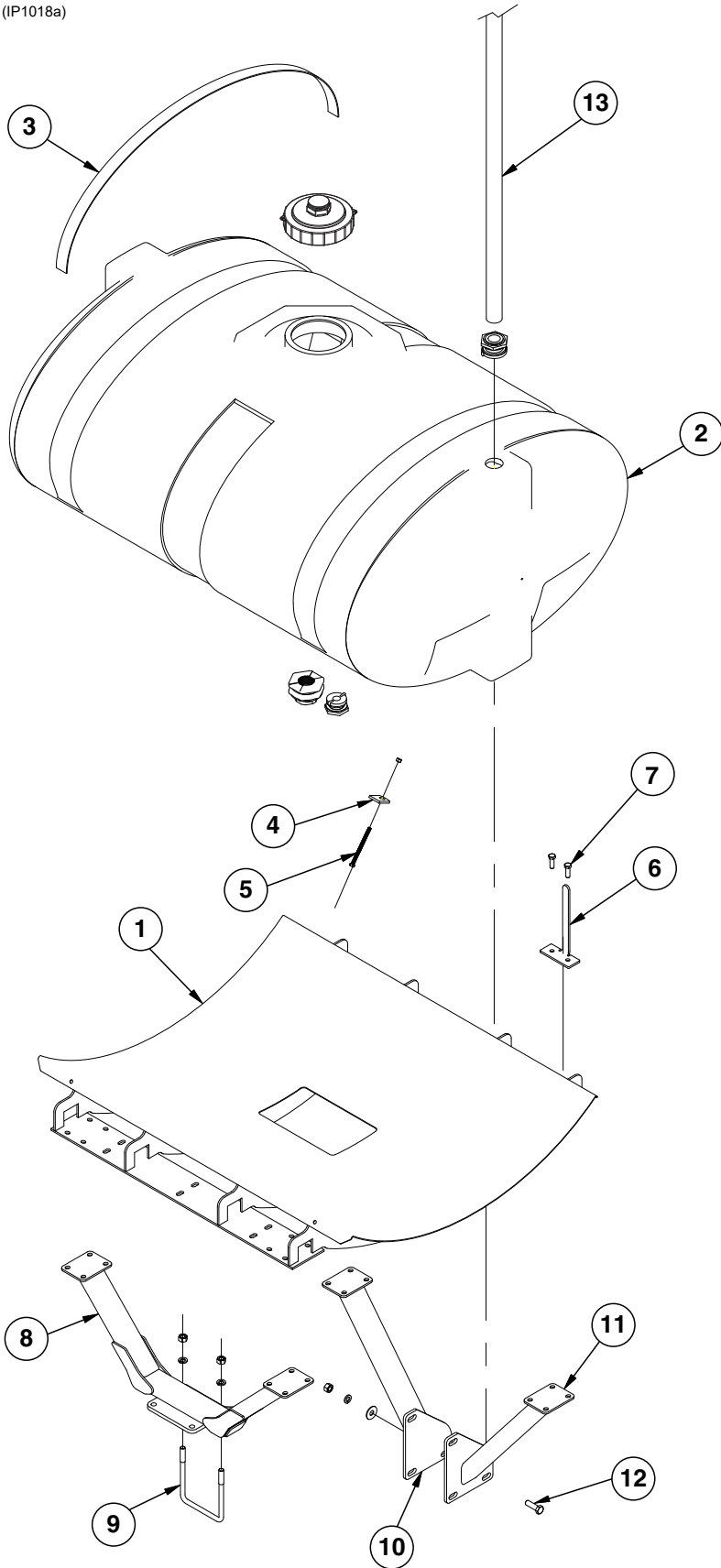
(IP1624)



ITEM	PART NO.	QTY.	DESCRIPTION
1	GA18822	-	Liquid Fertilizer Tube
2	GA20583	-	Check Valve Assembly

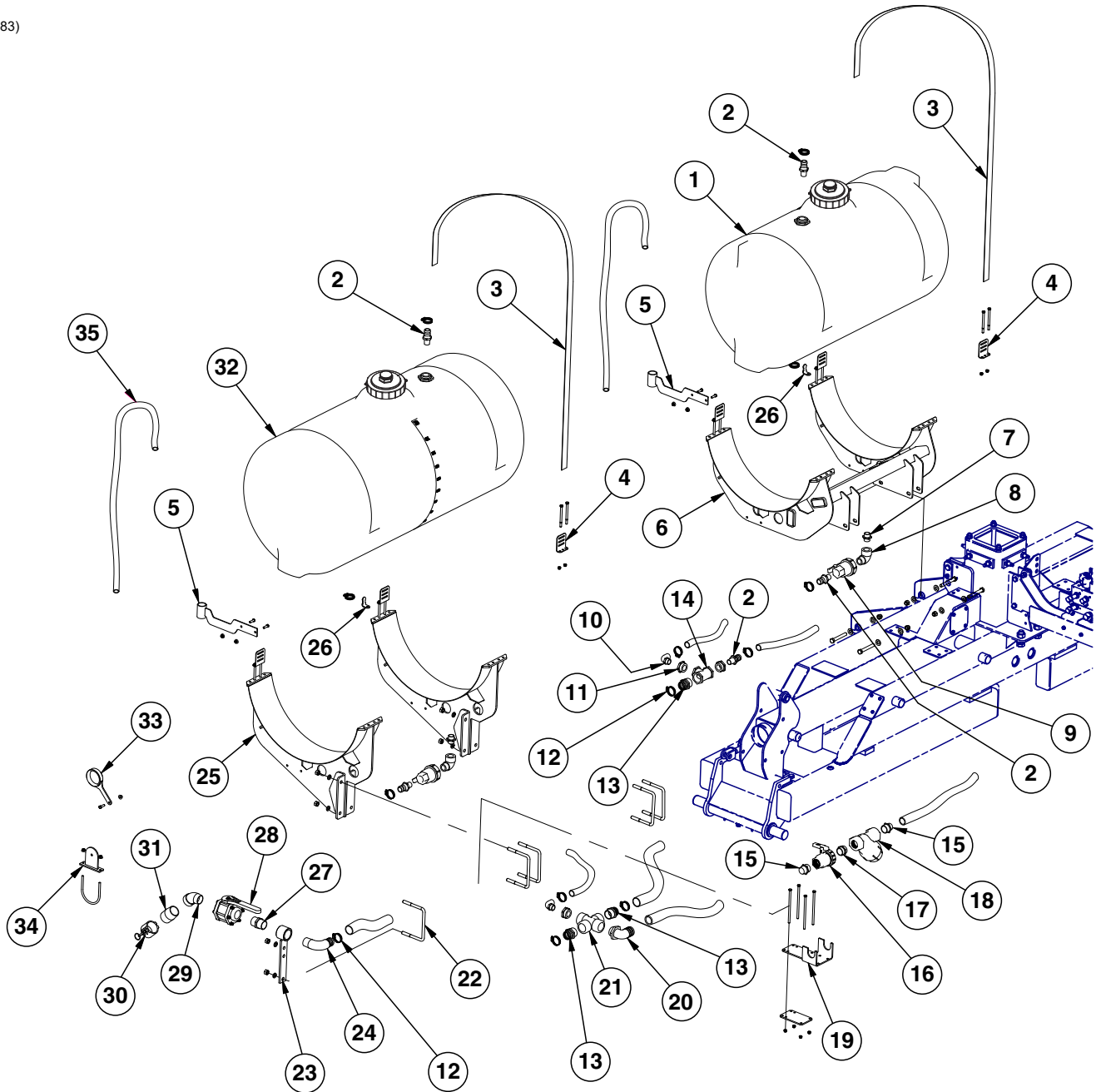
This page left blank intentionally.

(IP1018a)



ITEM	PART NO.	QTY. (Per Tank)	DESCRIPTION
1	GA13632	1	Tank Saddle
2	GA14105	1	Tanks W/Lids And Fittings, 300 Gallon
	GA16428	1	Lid, 7" W/Vacuum Breaker (Included W/GA14105)
	GA16157	1	Vacuum Breaker (Included W/GA16428)
	GR1941	1	Seal (Included W/GA14105)
	GR1919	2	1½" Bulkhead Fitting Assembly (Included W/GA14105)
	GR1709	1	1¼" Bulkhead Fitting Assembly (Nut, Bushing And O-Ring) (Included W/GA14105)
	GR1708	1	¾" Bulkhead Fitting Assembly (Overflow Fitting, Nut, Bushing And O-Ring) (Included W/GA14105)
3	GD15605	2	Band (3 Per Tank)
4	GD11223	2	Anchor (Sub GA8114)
5	G10485	2	Hex Head Tap Bolt, ⅜"-16 x 5"
	G10901	2	Lock Nut W/Nylon Insert, ⅜"-16
6	GD19448	1	Bracket
7	G10017	4	Hex Head Cap Screw, ½"-13 x 1½"
	G10228	4	Lock Washer, ½"
	G10102	4	Hex Nut, ½"-13
8	GA13624	1	Inner Fertilizer Leg
9	GD18954	2	U-Bolt, ⅝" x 6" x 6"
	G10230	7	Lock Washer, ⅝"
	G10104	7	Hex Nut, ⅝"-11
10	GA13626	1	Front Outer Fertilizer Leg
11	GA13625	1	Rear Outer Fertilizer Leg
12	G10008	3	Hex Head Cap Screw, ⅝"-11 x 2"
	G11391	3	Flat Washer, ⅝" SAE
13	G4602-01	1	Black Helix Hose, 1¼" x 18'
14	GA14134	-	Hose Holder
15	G10376101	1	Vacuum Diffuser Tray (If Applicable)
16	G10376201	1	Diffuser Tray Bracket (If Applicable)
17	G10305	2	Carriage Bolt, ⅜"-16 x 1"
	G10210	2	Washer, ⅜" USS
	G10101	2	Hex Nut, ⅜"-16

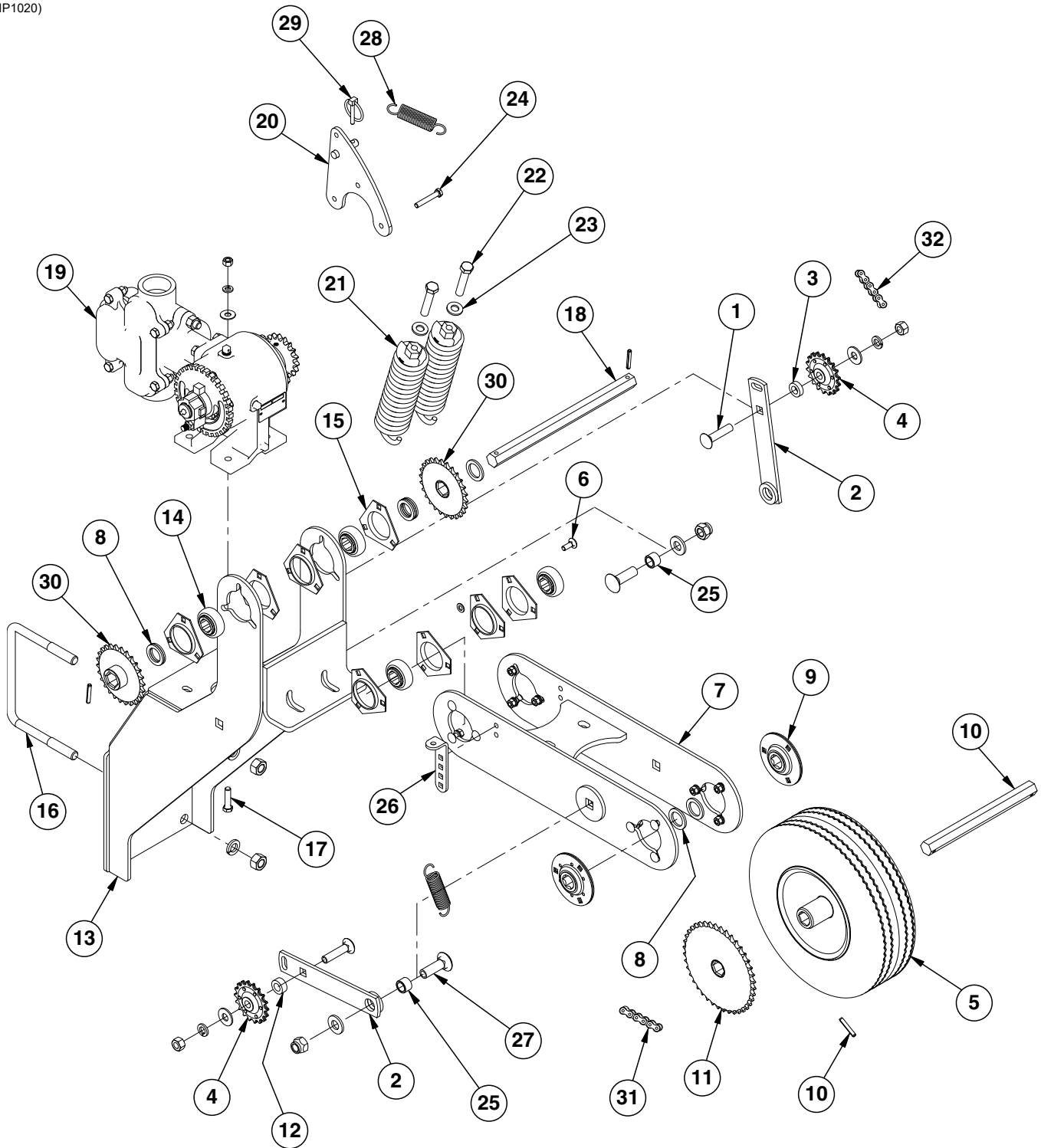
(IP1083)



ITEM	PART NO.	QTY.	DESCRIPTION
1	GA14049	1	Tank W/Sealed Lid, 150 Gallon (Included W/GA14049)
	GA16428	1	Lid, 7" W/Vacuum Breaker (Included W/GA14049)
	GA16157	1	Vacuum Breaker (Included W/GA16428)
	GR1708	1	3/4" Bulkhead Fitting Assembly (Overflow Fitting, Nut, Bushing And O-Ring) (Included W/GA14049)
	GR1709	2	1 1/4" Polypropylene Fitting Assembly (Nut, Bushing, And O-Ring) (Bottom Of Tank) (Included W/GA14049)
	GR1941	1	Seal (Included W/GA14049)
	G10096	1	Pipe Plug, 3/4" NPT (Included W/GA14049)
2	G10626	5	Adapter, 1 1/4" NPT To Barb
	G10674	5	Hose Clamp, No. 24
	G4200-03	1	Hose, 1 1/4" x 32'
3	GD11124	4	Strap, 84"

ITEM	PART NO.	QTY.	DESCRIPTION
4	GD11123	8	Anchor (Sub GA8114)
	G10485	16	Hex Head Tap Bolt, 3/8"-16 x 5"
	G10901	16	Lock Nut W/Nylon Insert, 3/8"-16
5	GA14112	2	Hose Guide
	G10004	5	Hex Head Cap Screw, 3/8"-16 x 1 1/4"
	G11091	7	Serrated Flange Nut, 3/8"-16
6	GA22270	1	150 Gallon Tank Mount, Black
	G10318	4	Hex Head Cap Screw, 5/8"-11 x 4 1/2"
	G11391	8	Flat Washer, 5/8" SAE
	G10107	4	Lock Nut, 5/8"-11
	GD1862	1	Pad, 8" x 14"
7	G10619	2	Close Nipple, 1 1/4" NPT
8	G10887	2	Elbow, 90°, 1 1/4" Male NPT To Female
9	GA4976	2	Shutoff Valve, 1 1/4" NPT
10	G10629	2	Elbow, 90°, 1 1/4" NPT To Barb
	G10674	2	Hose Clamp, No. 24
11	G10616	3	Reducing Bushing, 2" Male NPT To 1 1/4" Female
12	G10676	4	Hose Clamp, No. 36, Stainless Steel
13	G10628	3	Adapter, 2" NPT To Barb
	G4206-02	1	Hose, 2" x 15'
14	G10888	1	Tee, 2" Female NPT
15	G10627	2	1 1/2" Male NPT/Hose Barb
15	G10672	3	Hose Clamp, No. 28
15	G4202-03	1	Hose, 1 1/2" x 28'
16	GA13622	1	1 1/2" Ball Valve
17	G11306	1	1 1/2" Close Nipple
18	GA13623	1	Strainer, 1 1/2"
19	GD19422	1	1 1/2" Ball Valve Bracket
	G10686	4	Hex Head Cap Screw, 3/8"-16 x 8"
	G10108	4	Lock Nut, 3/8"-16
	GD19423	1	Clamp Plate
20	G11324	1	2" NPT x 1 1/2" Elbow
21	G11323	1	2" Female NPT Cross
22	G10230	10	Lock Washer, 5/8"
22	G10104	10	Hex Nut, 5/8"-11
22	GD16598	5	U-Bolt, 4" x 7" x 5/8"-11
23	GA7845	1	Quick Fill Mount, 2"
24	G10630	1	Elbow, 90°, 2" NPT To Barb
25	G10630101	2	200 Gallon Tank Mount, Black
26	GD20060	2	Hose Bracket
	G10674	2	Hose Clamp, No. 24
27	G10623	1	Close Nipple, 2" NPT
28	GA2660	1	Shutoff Valve, 2" NPT
29	G10889	1	Elbow, 45°, 2" Male NPT To Female
30	GD3951	1	Dust Cap, 2" Cam Lock
31	GD3623	1	Adapter, 2" Male NPT To Cam Lock
32	GA14050	1	Tank W/Sealed Lid, 200 Gallon
	GR1941	-	Seal
	GR1709	-	Pipe Plug, 3/4" NPT
	GR1708	-	3/4" Polypropylene Fitting Assembly (Overflow Fitting, Nut, Bushing And O-Ring)
33	GA14111	1	Hose Guide
34	GA14192	1	Gauge Bracket Mount
	GD19639	1	U-Bolt, 4 1/2" x 3/8"-16
35	G4602-02	2	Hose, 1 1/4" x 22'

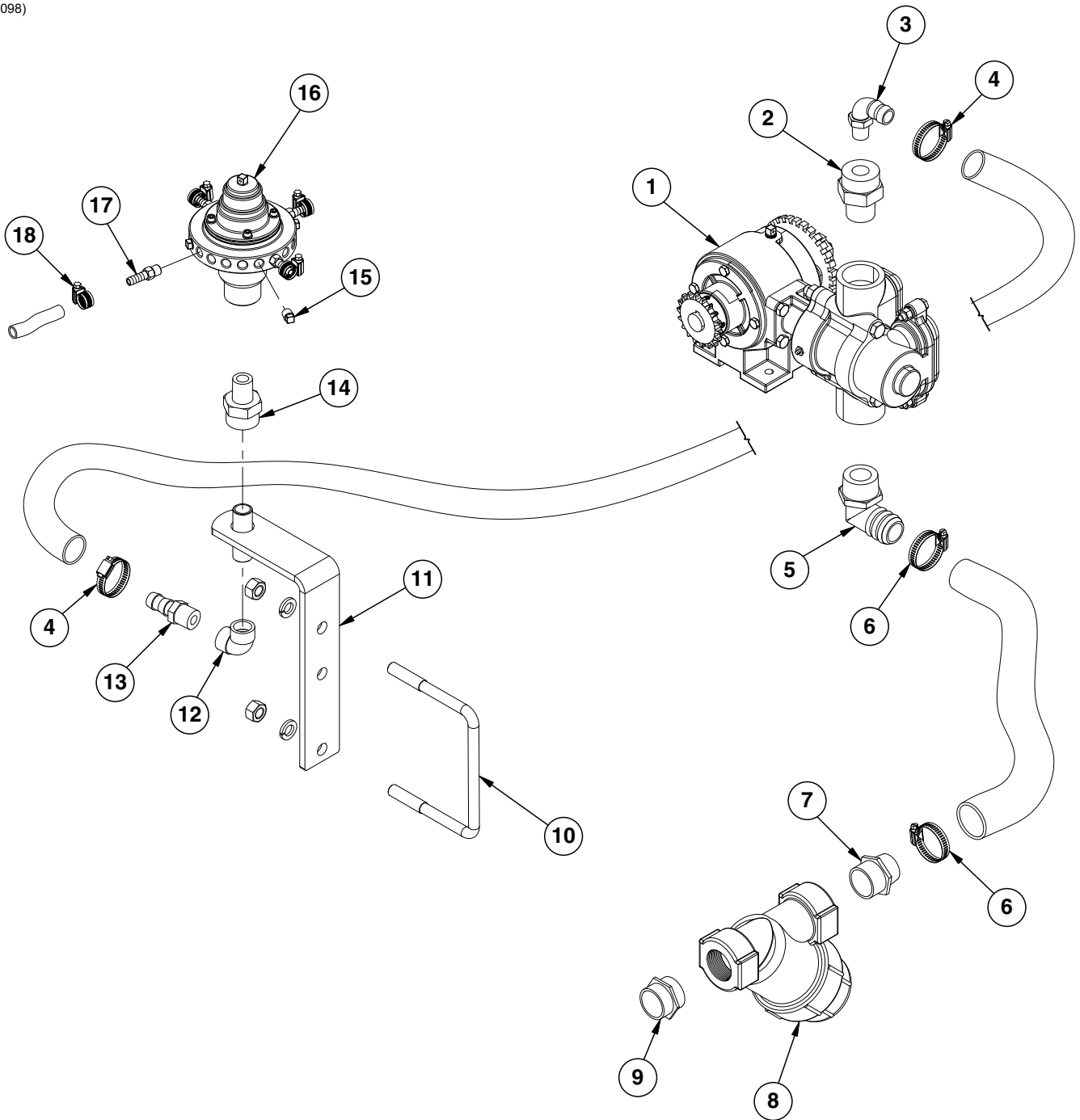
(IP1020)



ITEM	PART NO.	QTY.	DESCRIPTION
1	G11419	2	Carriage Bolt, ½"-13 x 2¼"
	G11389	2	Flat Washer, ½" SAE
	G10228	2	Lock Washer, ½"
	G10102	2	Hex Nut, ½"-13
2	GA13617	2	Idler Arm
3	GD19393	1	Bushing
4	GA7154	2	Sprocket W/Bearing, 18 Tooth
5	GA5090	1	Tire And Rim Assembly (Specify Brand*)
	GD5752	1	Inner Tube (Included W/GA5090)
	GD5753	1	Tire, 4.10" x 6" (Specify Brand*) (Included W/GA5090)
6	G10303	12	Carriage Bolt, ⅝"-18 x 1"
	G11386	12	Flat Washer, ⅝" SAE
	G10232	12	Lock Washer, ⅝"
	G10106	12	Hex Nut, ⅝"-18
7	GA13614	1	Fertilizer Wheel Arm
8	G10233	8	Machine Bushing, 1½" x ⅜", 10 Gauge
9	GA9846	2	Flanged Bearing, ⅞" Hex Bore
	G10303	6	Carriage Bolt, ⅝"-18 x 1"
	G11386	6	Flat Washer, ⅝" SAE
	G10232	6	Lock Washer, ⅝"
10	G10106	6	Hex Nut, ⅝"-18
	GD6825-9.875	1	Hex Shaft, ⅞" x 9⅞"
	G10602	2	Spring Pin, ¼" x 1½"
	GA7180	1	Sprocket, 40 Tooth
12	GD7889	1	Bushing, 1" O.D. x ⅝" I.D. x ⅞" Long
13	GA13619	1	Fertilizer Pump Mount
14	GA9357	4	Bearing, ⅞" Hex, Single Lip
15	G3400-01	8	Flangette
16	GD16598	1	U-Bolt, 4" x 7" x ⅝"-11
	G10230	2	Lock Washer, ⅝"
	G10104	2	Hex Nut, ⅝"-11
17	G10003	1	Hex Head Cap Screw, ⅜"-16 x 1½"
	G11387	1	Flat Washer, ⅜" SAE
	G10229	1	Lock Washer, ⅜"
	G10101	1	Hex Nut, ⅜"-16
18	GD6825-13	1	Hex Shaft, ⅞" x 13"
	G10602	2	Spring Pin, ¼" x 1½"
19	---	-	See "Liquid Fertilizer Piston Pump (Uses 18 Tooth Sprocket)" on page P315
20	GA13620	1	Wrench Bracket
21	GA2068	2	Spring W/Plug
22	G10053	2	Hex Head Cap Screw, ½"-13 x 2½"
23	G11389	2	Flat Washer, ½" SAE
24	G10041	1	Hex Head Cap Screw, ⅝"-18 x 2"
25	GB0218	2	Bushing, 2½" I.D. x ⅞" O.D. x 1⅞" Long
26	GD19401	1	Spring Mount
27	G10689	2	Carriage Bolt, ⅝"-11 x 2"
	G11391	2	Flat Washer, ⅝" SAE
	G10107	2	Lock Nut, ⅝"-11
28	GD5857	2	Spring
29	GD2558	1	Lynch Pin, ¼"
30	GA5111	2	Sprocket, 26 Tooth
31	G3310-104	1	Chain, No. 40, 104 Pitch Including Connector Link
32	G3310-58	1	Chain, No. 40, 58 Pitch Including Connector Link

*Specific brand requests will be supplied only as available from current Kinze Repair Parts stock. If a specific brand requested is not in stock, the brand available will be supplied. Different brand tires may have different diameters. Change in tire brand may affect rates. Field checks are recommended after any change in tires.

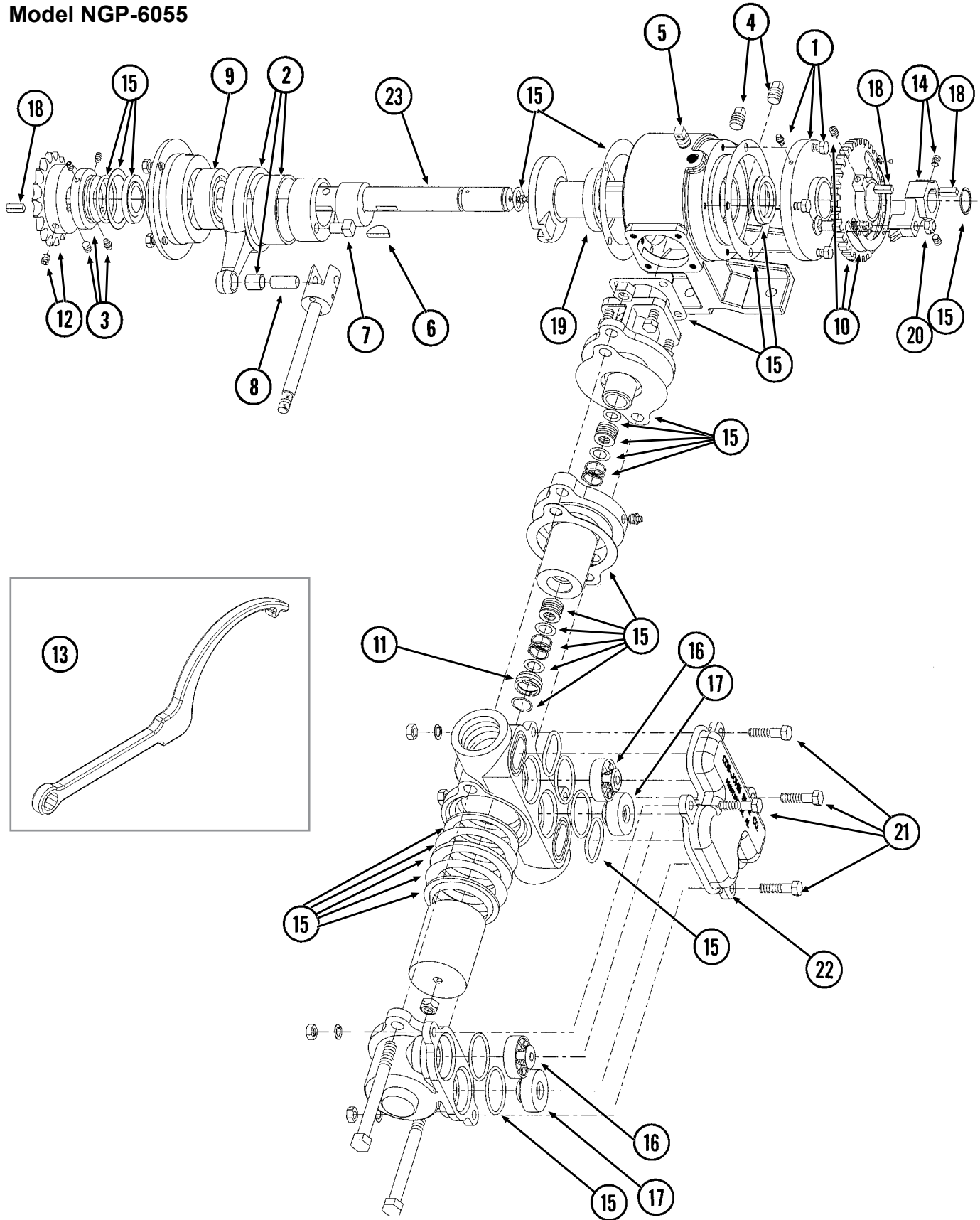
(IP1098)



ITEM	PART NO.	QTY.	DESCRIPTION
1	---	-	See "Liquid Fertilizer Piston Pump (Uses 18 Tooth Sprocket)" on page P315
	GR1917	-	Mesh Screen, No. 30
	GR1918	-	Gasket
2	G11237	1	Reducing Bushing, 1½" Male NPT To ¾" Female
3	G10917	1	Elbow, 90°, ¾" NPT To Barb
4	G10278	2	Hose Clamp, No. 16
	G4205-10	1	Hose, ¾" x 200"
5	G11305	1	1½" Male NPT/Hose Barb Elbow
6	G10672	2	Hose Clamp, No. 28
	G4202-03	1	Hose, 1½" x 28'
7	G10627	1	Adapter, 1½" NPT to Barb
8	GA13623	1	Strainer, 1½"
9	G11306	1	1½" Close Nipple
10	GD16598	1	U-Bolt, 4" x 7" x ⅝"-11
	G10230	2	Lock Washer, ⅝"
	G10104	2	Hex Nut, ⅝"-11
11	GA6527	1	Mount, ¾" NPT
12	G10733	1	Elbow, 90°, ¾" Female NPT
13	G10734	1	Adapter, ¾" NPT To Barb
14	G10995	1	Reducing Bushing, 1" Male NPT To ¾" Female, Stainless Steel
15	G10292	4	Pipe Plug, ¼" NPT
16	GA9407	1	Liquid Fertilizer Piston Pump Flow Divider Complete, 20 Outlet (Model FD-2000)
17	GD11700	16	Adapter, ¼" NPT To ⅜" Barb
18	G10681	16	Hose Clamp, No. 6
	G4301-07	1	Hose, ⅜" x 200'

(A12335a/GR1808)

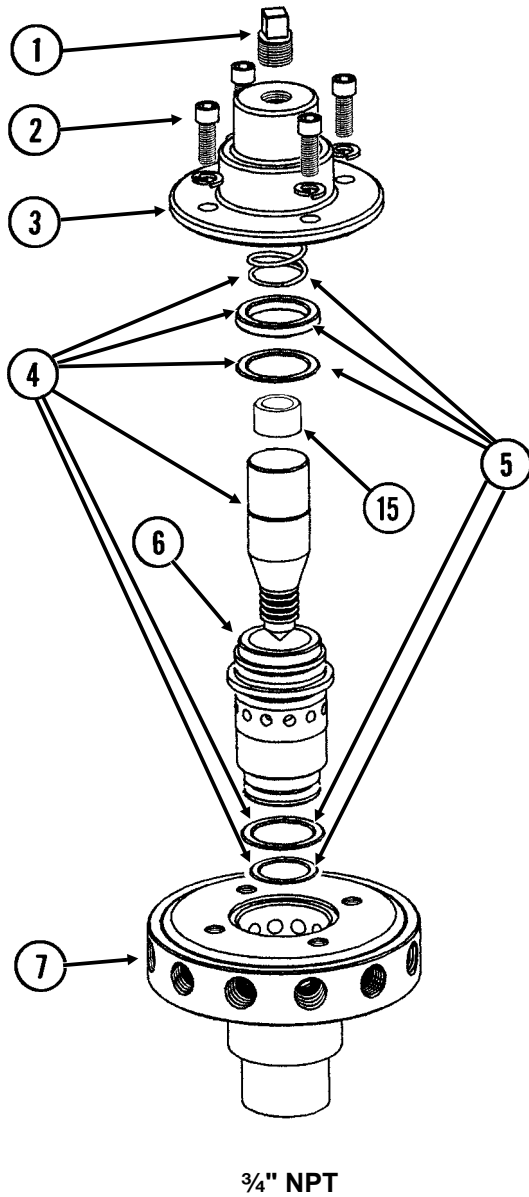
Model NGP-6055



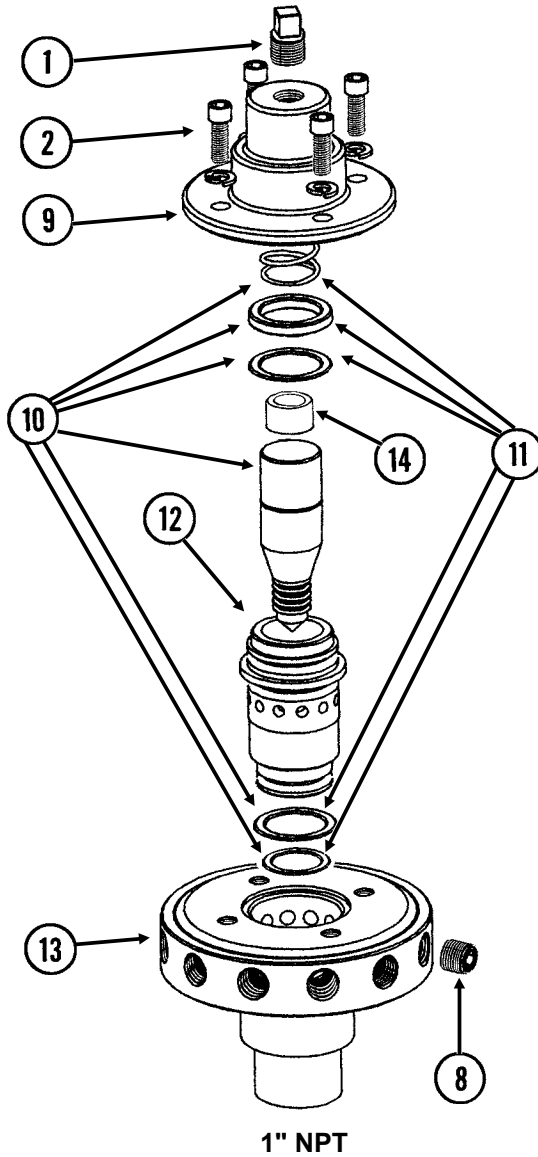
ITEM	PART NO.	QTY.	DESCRIPTION
1	GR1804	1	Flange Cover Assembly
	G10991	4	Hex Head Cap Screw, 5/16"-18 x 7/8"
2	GR1802	1	Connecting Rod Assembly
3	GR1801	1	Spacer Assembly
	G10693	3	Hex Socket Head Set Screw, 5/16"-18 x 3/8"
4	GR1123	2	Plug
5	GR1543	1	Vent Plug
6	GR1112	1	Woodruff Key
7	GR1120	1	Eccentric Pin
8	GR1124	1	Pin
9	GR1104	1	Bearing
10.	GR1805	1	Setting Hub Assembly
11	GR1134	1	Stuffing Box Insert
12	GR1389	1	Sprocket, 18 Tooth
13	GR1808	1	Adjustment Wrench
14	GR1806	1	Setting Pointer Assembly
15	GR1795	1	Repair Kit, Includes: (6) Gaskets, (9) O-Rings, (4) Washers, (1) Retaining Ring, (2) Oil Seals, (1) Snap Ring, (1) Thrust Washer, (1) Rod Bushing, (2) Flange Plunger Packings, (2) Packing Springs, (2) Rod Vee Packing Sets
16	GR1799	2	Discharge Valve Assembly
17	GR1797	2	Suction Valve Assembly
18	GR1118	3	Setting Arm Key
19	GR1116	1	Bearing
20	G10306	1	Carriage Bolt, 3/8"-16 x 2"
	G10108	1	Lock Nut, 3/8"-16
21	G10003	4	Hex Head Cap Screw, 3/8"-16 x 1 1/2"
	G11387	4	Flat Washer, 3/8" SAE
	G10229	4	Lock Washer, 3/8"
	G10101	4	Hex Nut, 3/8"-16
22	GR2003	1	Valve Cover
23	GR2185	1	Crankshaft
A	GA12330	-	Piston Pump Complete W/18 Tooth Sprocket (Model NGP-6055)

(FRTZ159/PT40a/FRTZ202c)

**Model FD-1200 Flow Divider,
12 Outlet**

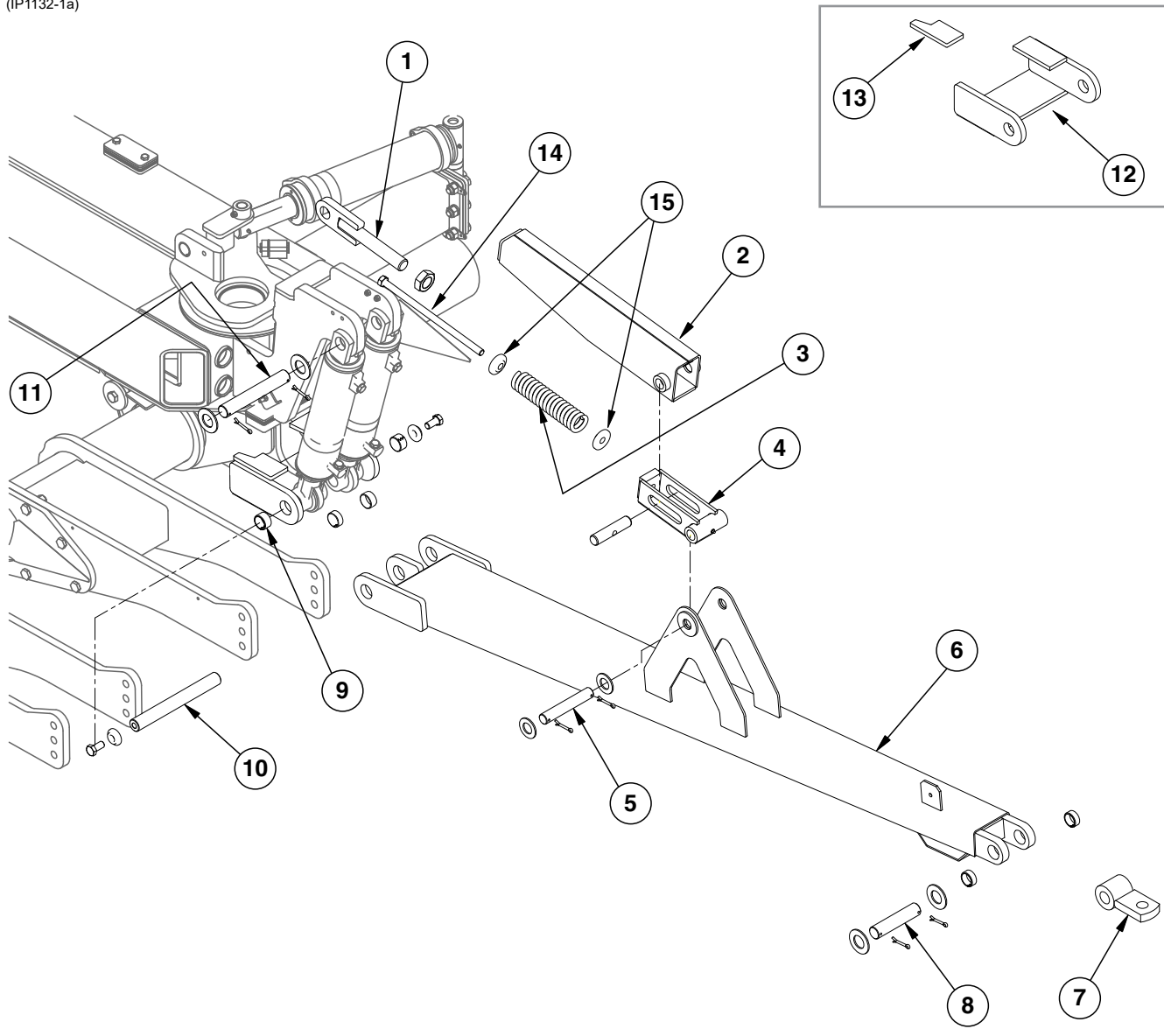


**Model FD-2000 Flow Divider,
20 Outlet**



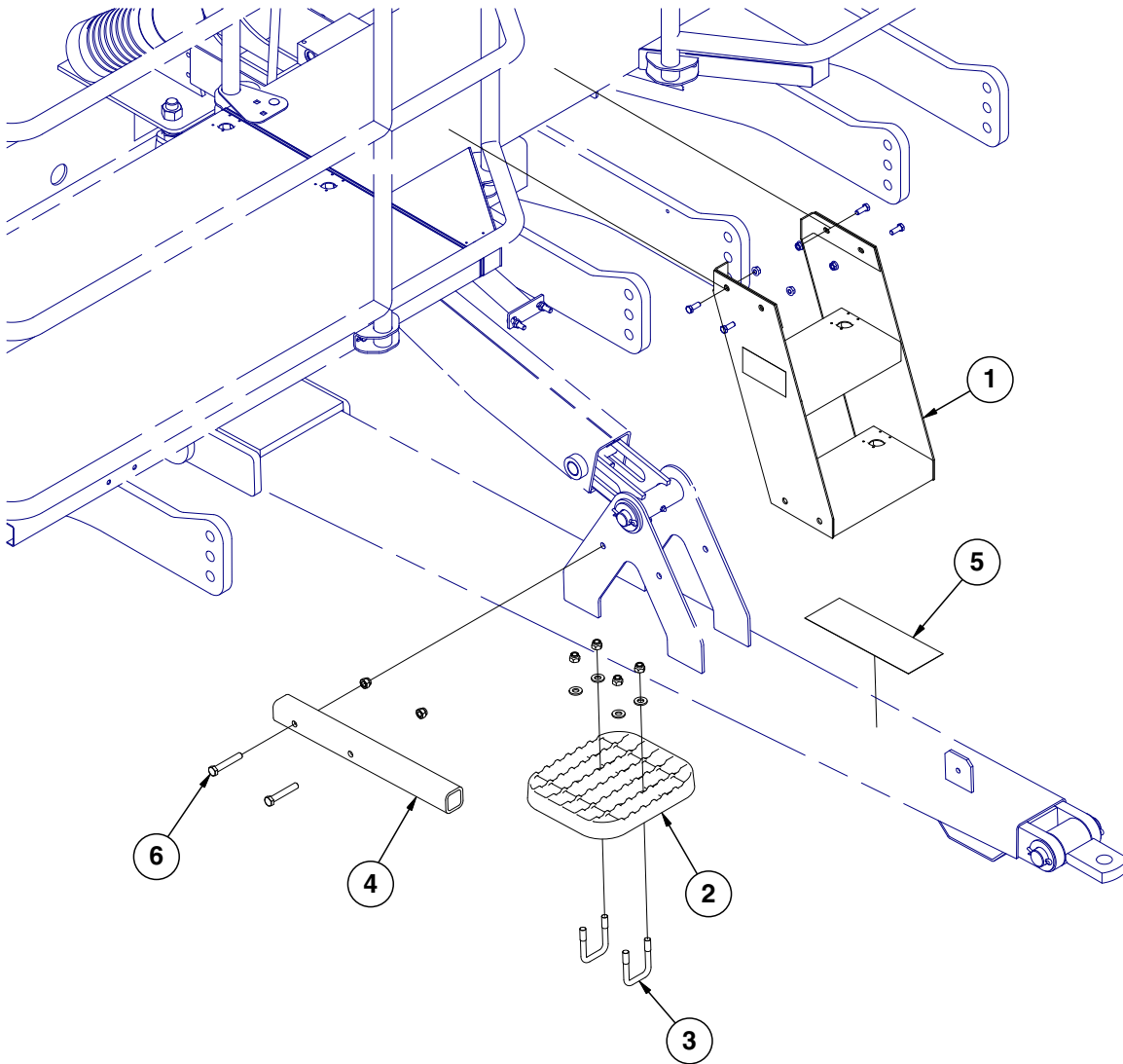
ITEM	PART NO.	QTY.	DESCRIPTION
1	GR1543	1	Vent Plug
2	GR1542	4	Hex Socket Head Screw, ¼"-20 x ¾"
	GR1541	4	Lock Washer, ¼", Stainless Steel
3	GR1540	1	Cap
4	GR1544	1	Needle Assembly W/Seal Kit (Item 22)
5	GR1545	1	Seal Kit, Includes: (3) O-Rings, (1) Seal, (1) Spring
6	GR1535	1	Sleeve
7	GR1533	1	Body, 12 Outlets
8	G10350	4	Hex Socket Head Plug, ¼" NPT, Stainless Steel
9	GR1566	1	Cap
10	GR1567	1	Needle Assembly W/Seal Kit (Item 22)
11	GR1568	1	Seal Kit, Includes: (3) O-Rings, (1) Seal, (1) Spring
12	GR1561	1	Sleeve
13	GR1559	1	Body, 20 Outlets
14	GR1575	1	Sleeve, Stainless Steel
15	GR1574	1	Sleeve, 1" O.D. x ½" Long, Stainless Steel
A	GA8931	1	Liquid Fertilizer Piston Pump Flow Divider Complete, 12 Outlet (Model FD-1200) (Items 1-7) (12 Row Sizes)
B	GA9407	1	Liquid Fertilizer Piston Pump Flow Divider Complete, 20 Outlet (Model FD-2000) (Items 1, 2 And 8-14) (16 Row Size)

(IP1132-1a)



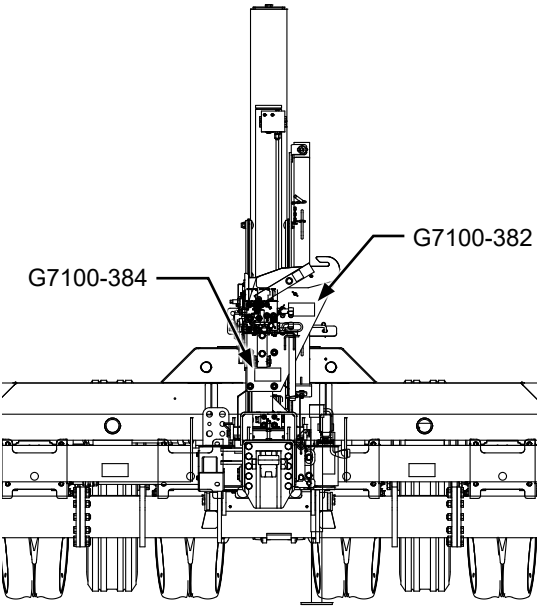
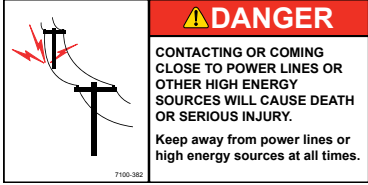


ITEM	PART NO.	QTY.	DESCRIPTION
1	GA14168	1	Link Adjustment
	G10087	1	Hex Jam Nut, 1½"-12, Grade 2
2	GA14167	1	Top Link
3	GD10273	1	Compression Spring
4	GA14169	1	Side Link
	GD10296	1	Pin, 1¼" x 5½"
5	GD4230	1	Shaft
	G11396	2	Flat Washer, 1¼"
6	GA14163	1	Trailer Hitch
	GD20168	5	Steel Tension Bushing, 1½"
7	GA14162	1	Clevis
8	GD20166	1	Pin, 1½" x 6¾"
	G11397	4	Flat Washer, 1½" SAE
	G10460	6	Cotter Pin, ¼" x 2"
9	GD19007	2	Tension Bushing, 1½"
10	GD20167	1	Pin, 1½" x 13"
	GB0409	2	Spring Washer
	G10025	2	Hex Head Cap Screw, ¾"-10 x 1½"
11	GD20165	1	Pin, 1½" x 10"
12	GA14166	1	Hitch Mount
13	GD20156	1	Hitch Mount Stiffener
14	GD7907	1	Special Bolt
15	GD34923	2	Spring Seat

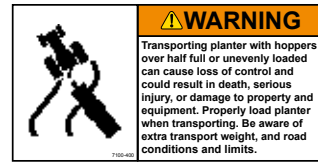
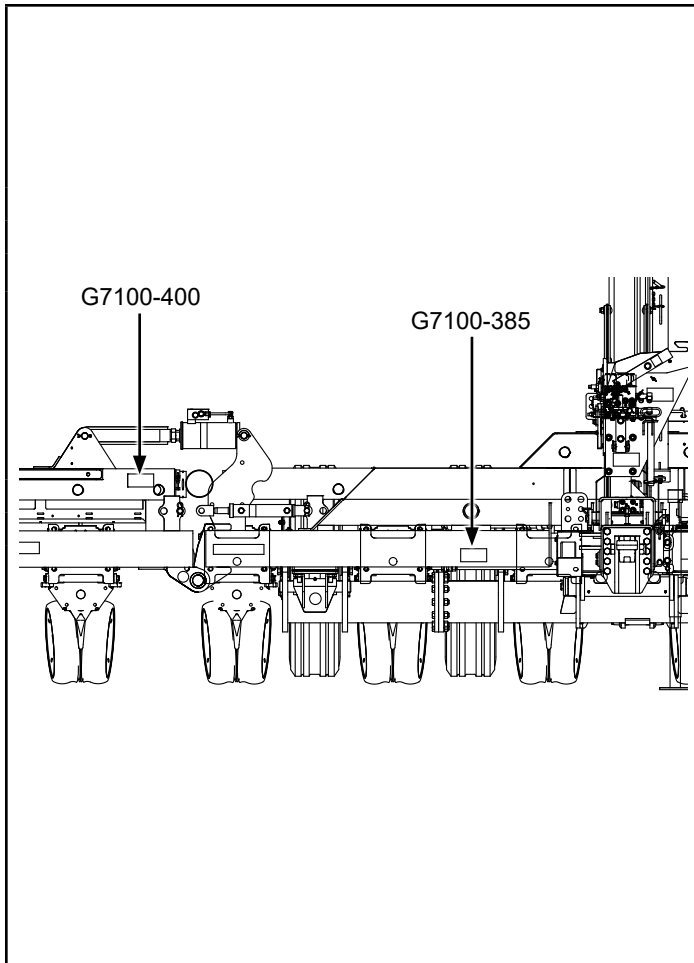
(IP1211)



ITEM	PART NO.	QTY.	DESCRIPTION
1	GA16145	1	Ladder
2	GB0315	1	Step
3	GD2721	2	U-Bolt, 2" x 2" x 1/2"-13
	G11389	4	Flat Washer, 1/2" SAE
	G10111	4	Lock Nut, 1/2"-13
4	GD20469	1	Tube, 2" x 20"
5	GD13706-02	1	Anti-Slip Tape, 4" x 12"
6	G10038	2	Hex Head Cap Screw, 1/2"-13 x 3"
	G10111	2	Lock Nut, 1/2"-13

This page left blank intentionally.


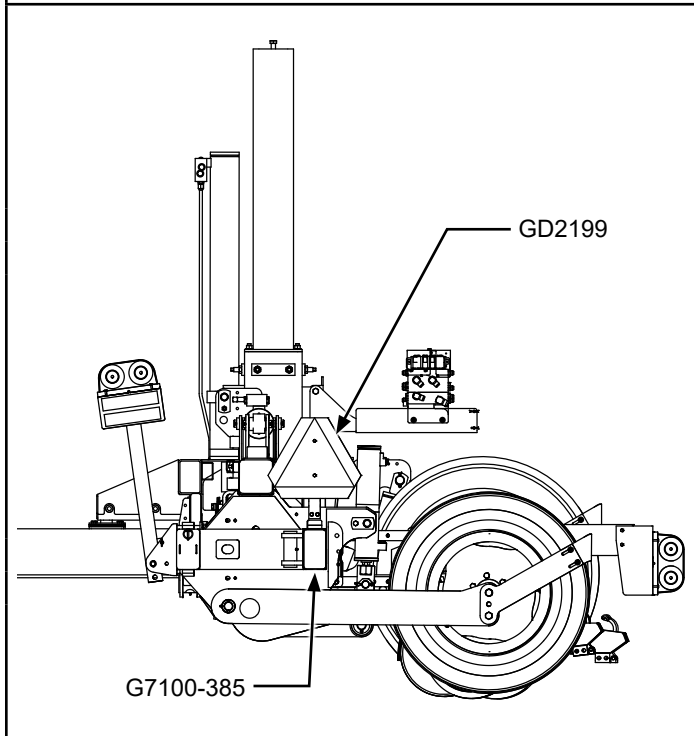
 <p>G7100-384</p> <p>G7100-382</p>	 <p>Part No.: G7100-382 Description: Decal, Danger Quantity: 1</p>
	 <p>Part No.: G7100-384 Description: Decal, Warning Quantity: 1</p>
 <p>Part No.: G7100-392 Description: Decal, Caution Quantity: 2 (Located On Each Side Of Fan)</p>	



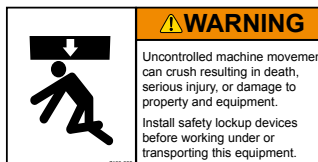
Part No.: G7100-400
 Description: Decal, Warning
 Quantity: 4 (Two On Each Side Of Planter, Front and Back)



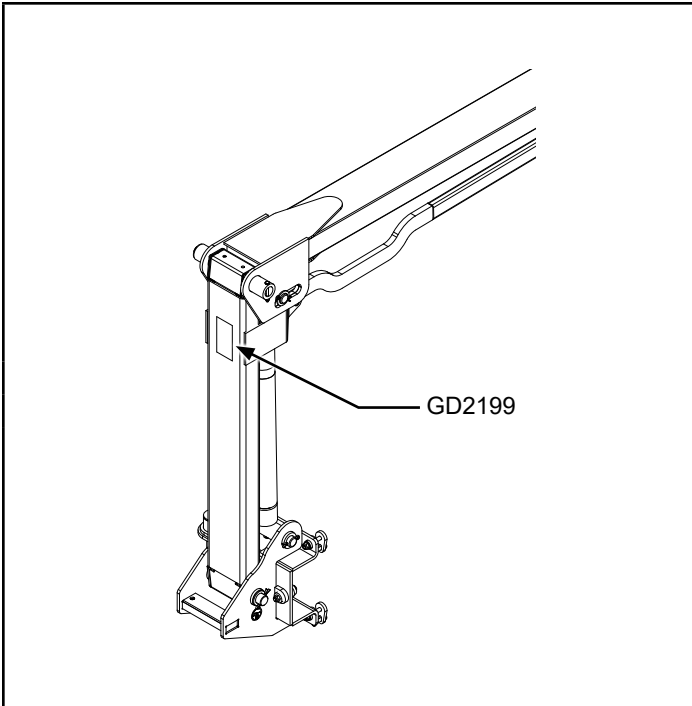
Part No.: G7100-385
 Description: Decal, Warning
 Quantity: 4 (Two On Each Side Of Planter, Front and Back)



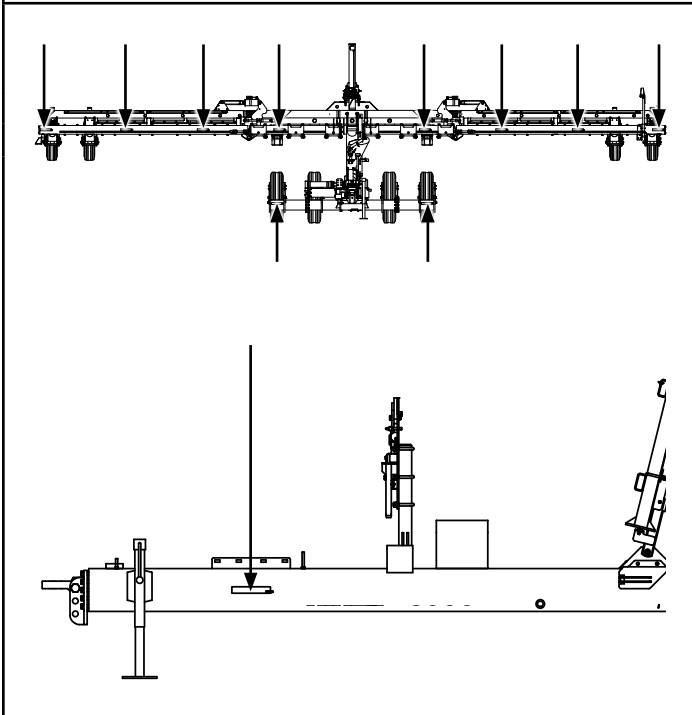
Part No.: GD2199
 Description: SMV Sign
 Quantity: 1



Part No.: G7100-385
 Description: Decal, Warning
 Quantity: 2 (One on each end of planter)



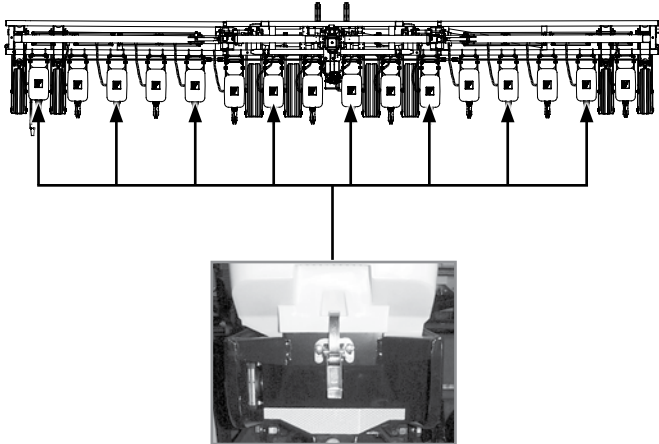



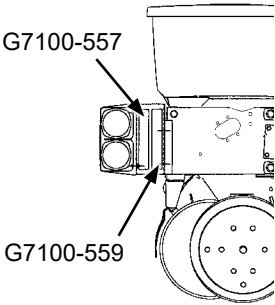


Part No.: G7100-397
 Description: Decal, Warning
 Quantity: 2 (One on each side of marker arm)

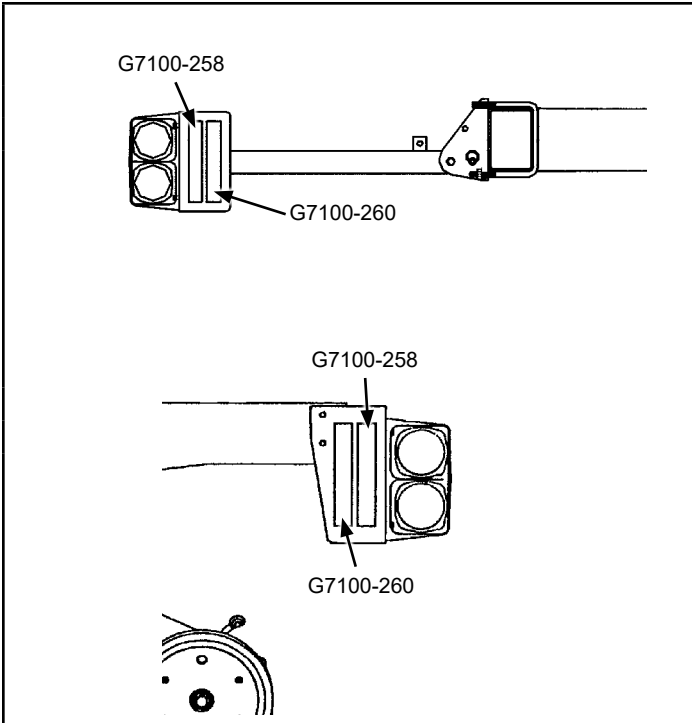


Part No.: G7100-558
 Description: Reflective Decal, Amber, 2" x 9", Rectangular
 Quantity: 2 (1 Located on Each Side of Hitch)

7 (Used on 12 Row); 9 (Used on 16 Row) (Located on the front side if the front toolbar - side-facing in transport position)

2 (Forward-Facing)

	 <p>Part No.: G7100-262 Description: Reflective Decal, Amber, 1¼" x 9", Die-Cut Quantity: 6 (used on 12 row; 8 (used on 16 row) (Located on the hopper support of every other row unit beginning on the L.H. side of the planter - Side-racing in transport position) (Standard)</p>
	 <p>Part No.: G7100-557 Description: Reflective Decal, Red, 2" x 9" Rectangular Quantity: 1 (Per Outer Scraper - Located On Top)</p> <p>Part No.: G7100-559 Description: Reflective Decal, Orange, 2" x 9" Rectangular Quantity: 1 (Per Outer Scraper - Located On Bottom)</p>
<p>With Even-Row Push Row Unit Option</p>  	 <p>Part No.: G7100-557 Description: Reflective Decal, Red, 2" x 9" Rectangular Quantity: 1 (Located On The Light Bracket On The L.H. Side Of The Planter - Rear-Facing In Transport Position)</p> <p>Part No.: G7100-559 Description: Reflective Decal, Orange, 2" x 9" Rectangular Quantity: 1 (Located On The Light Bracket On The L.H. Side Of The Planter - Rear-Facing In Transport Position)</p> <p>Part No.: G7100-558 Description: Reflective Decal, Amber, 2" x 9", Rectangular Quantity: 1 Used Located On The Front Of The Optional Even-Row Push Row Unit - Side-Facing In Transport Position)</p>

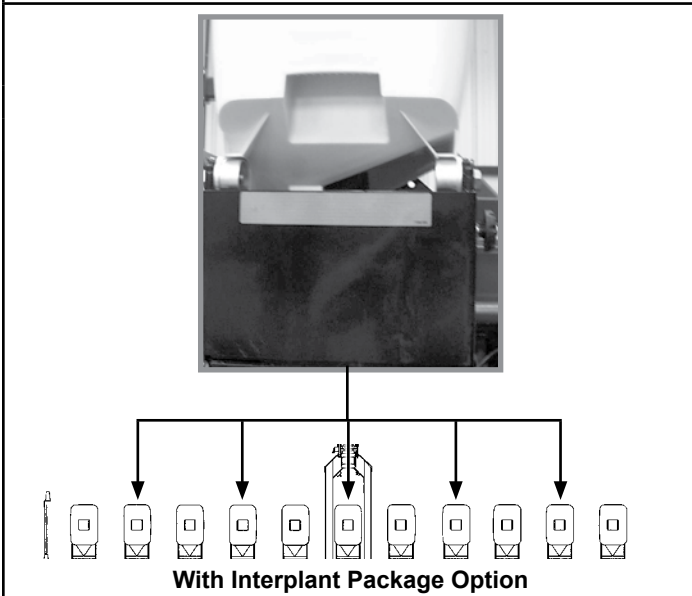


Part No.: G7100-557
Description: Reflective Decal, Red, 2" x 9" Rectangular
Quantity: 1 (Located on the front light bracket on the L.H. wing of the planter - rear-facing in transport position)






 1 (Located on the rear light bracket on the L.H. wing of the planter - rear-facing in transport position)





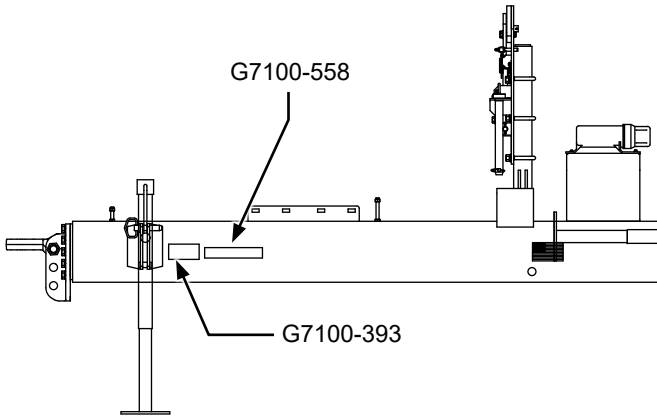



Part No.: G7100-559
Description: Reflective Decal, Orange, 2" x 9" Rectangular
Quantity: 1 (Located on the rear light bracket on the L.H. wing of the planter - rear-facing in transport position)

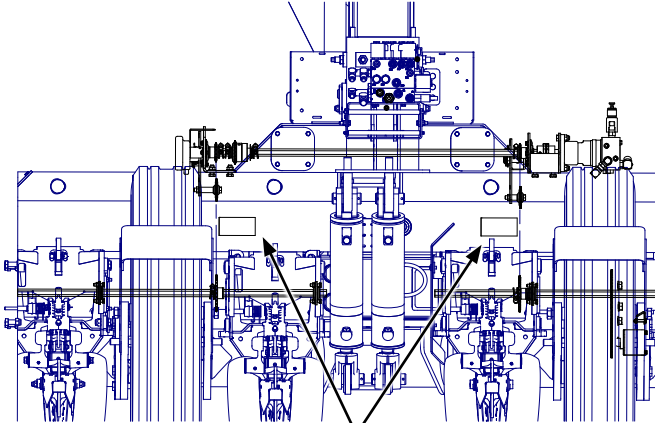


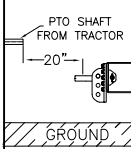

 1 (Located on the front light bracket on the L.H. wing of the planter - rear-facing in transport position)


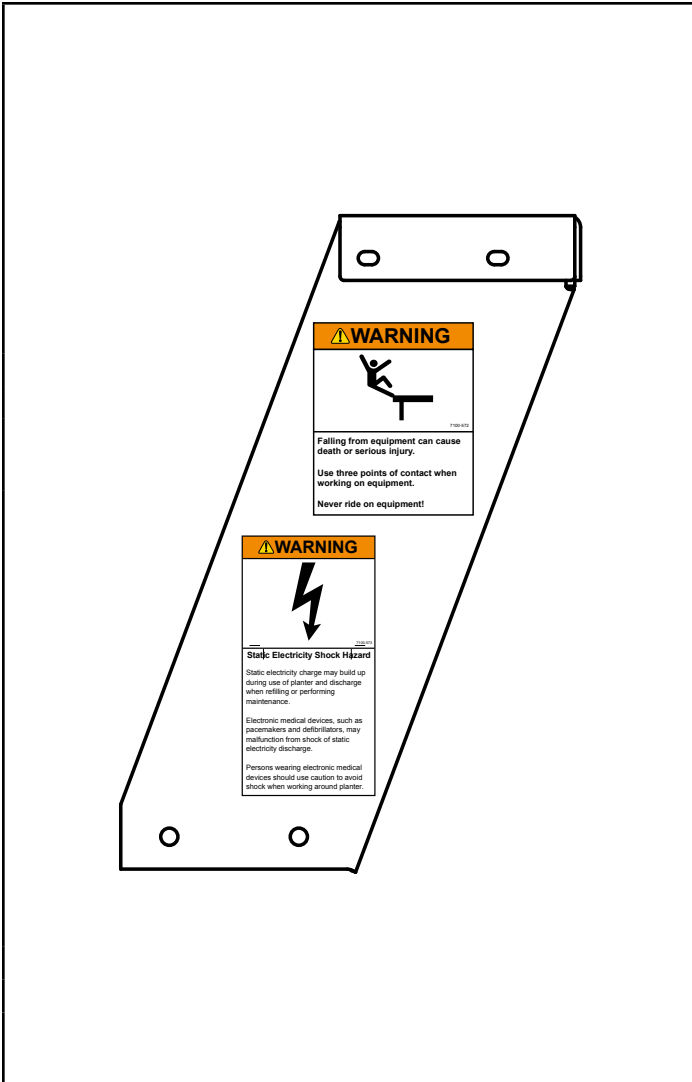


Part No.: G7100-558
Description: Reflective Decal, Amber, 2" x 9", Rectangular
Quantity: 5 Used On 12 Row; 7 On 16 Row (Located On The Front Of Every Other Push Row Unit Beginning With The Center Row Unit And Every Other Row Unit To Both Ends - Side-Facing In Transport Position)

	<div data-bbox="1003 247 1360 428">  <p>WARNING Agricultural chemicals can cause death or serious injury to persons, animals, and plants or seriously damage soil, equipment, and property. Read and follow all chemical and equipment manufacturer labels and instructions.</p> </div> <p>Part No.: G7100-381 Description: Decal, Warning Quantity: 1 (1 Per Row Unit - Located On Underside Of Granular Chemical Hopper Lid)</p>
	<div data-bbox="997 730 1365 831">  <p>CAUTION Improper lifting of row unit can cause serious injury. An empty row unit requires minimum 90 lb (40.5 kg) lift. Set down pressure springs to minimum, lower planter to ground, and empty seed hopper before attempting to lift with this lever.</p> </div> <p>Part No.: G7100-389 Description: Decal, Caution Quantity: 1 (Located On Interplant Push Row Unit Lift Lever)</p>
	<div data-bbox="1024 1163 1341 1440"> <p>NOTICE</p> <p>Apply a minimum of 16 ounces of graphite per 50 units of seed.</p> </div> <p>Part No.: G7100-471 Description: Decal, Notice Quantity: 1</p>


	 <p>WARNING Removing this wheel and axle assembly can cause equipment to tip over which could result in death, serious injury, or damage to property and equipment.</p>
	 <p>WARNING Overinflation may cause explosive separation of tire and rim which could result in death or serious injury. Follow inflation specifications and maintenance instructions in the operator's manual.</p>
	
 <p>WARNING Loss of control can cause death or serious injury, or damage to property and equipment. Tow only with farm tractor weight rated and configured for this equipment. Use safety chains and transport as specified in the Operator and Parts Manual.</p>	<p>Part No.: G7100-558 Description: Reflective Decal, Amber, 2" x 9", Rectangular Quantity: 2 (One on each side of hitch)</p>
<p>Part No.: G7100-393 Description: Decal, Warning Quantity: 1</p>	 <p>WARNING Loss of control can cause death or serious injury, or damage to property and equipment. Tow only with farm tractor weight rated and configured for this equipment. Use safety chains and transport as specified in the Operator and Parts Manual.</p>

 <p style="text-align: center;">G7100-383</p>	<div style="border: 1px solid black; padding: 5px;">  <div style="background-color: #FFD700; padding: 2px; display: inline-block;">WARNING</div> <p>Hydraulically driven parts can move at any time and cause serious injuries. Keep clear!</p> <p>Disconnect hydraulic lines from tractor or other power sources before servicing.</p> </div> <p>Part No.: G7100-383 Description: Decal, Warning Quantity: 2 (One on each end of hydraulic drive shaft)</p>
	<div style="border: 1px solid black; padding: 5px;">  <div style="background-color: #0070C0; color: white; padding: 2px; display: inline-block;">NOTICE</div> <p>Drawbar must be 20" (50.8 cm) from tractor PTO shaft or equipment will be damaged.</p> <p>Refer to Operator Manual before connecting tractor PTO shaft.</p> </div> <p>Part No.: G7100-396 Description: Decal, Notice Quantity: 2 (Located on each side of planter pump housing)</p> <div style="border: 1px solid black; padding: 5px;">  <div style="background-color: #FFD700; padding: 2px; display: inline-block;">WARNING</div> <p>3-point hitch contact with high speed PTO shaft and hydraulic tank can cause death, serious injury, or damage to property and equipment.</p> <p>Remove or lock up tractor 3-point hitch components.</p> </div> <p>Part No.: G7100-401 Description: Decal, Warning Quantity: 2 (Located on each side of planter pump housing)</p>
<div style="background-color: #0070C0; color: white; padding: 5px; text-align: center;">NOTICE</div> <p style="text-align: center;">Maximum operating pressure 20" H₂O (5 kPa). Higher pressure can cause seed bridging.</p> <p style="text-align: right; font-size: small;">7100-376</p>	<p>Part No.: G7100-376 Description: Decal, Notice Bulk Fill Pressure Quantity: 2 (on each Bulk Fill Tank Lid)</p>
<div style="background-color: #666; color: white; padding: 10px; text-align: center; border: 2px solid black;"> <p>KEEP FAN FREE OF DEBRIS BUILDUP</p> <p style="font-size: small;">10235701</p> </div>	<p>Part No.: G10235701 Description: Decal, Fan Free of Debris</p>



 <p style="text-align: right; font-size: small;">7100-572</p>
<p>WARNING</p> <p>Falling from equipment can cause death or serious injury.</p> <p>Use three points of contact when working on equipment.</p> <p>Never ride on equipment!</p>

Part No.: G7100-572
 Description: Decal, Warning
 Quantity: 1





 <p style="text-align: right; font-size: small;">7100-573</p>
<p>WARNING</p> <p>Static Electricity Shock Hazard</p> <p>Static electricity charge may build up during use of planter and discharge when refilling or performing maintenance.</p> <p>Electronic medical devices, such as pacemakers and defibrillators, may malfunction from shock of static electricity discharge.</p> <p>Persons wearing electronic medical devices should use caution to avoid shock when working around planter.</p>


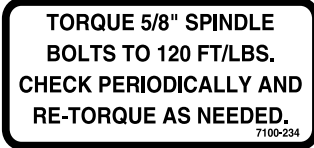
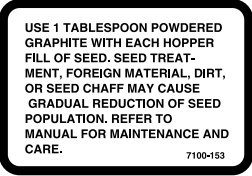

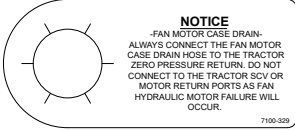
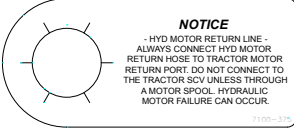



Part No.: G7100-573
 Description: Decal, Static Shock
 Quantity: 2 (Located on each side of stair)

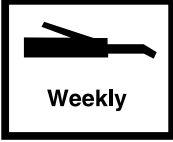


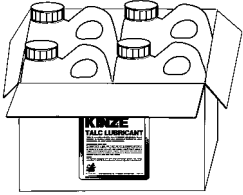
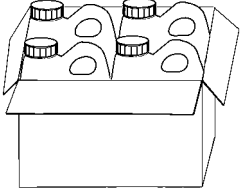


Part No.: GD1512
 Description: Tie Strap, 7½"






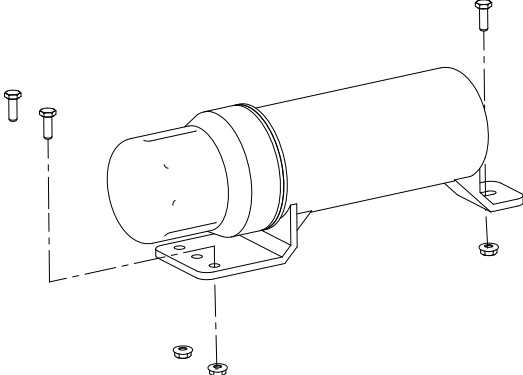

Part No.: GD2117
 Description: Tie Strap, 14½"

Part No.: GD2984
 Description: Tie Strap, 34"

	<p>Part No.: GD10057-01 Description: Hose Identification Sleeve, Red AA</p> <p>Part No.: GD10057-02 Description: Hose Identification Sleeve, Red BB</p> <p>Part No.: GD10057-03 Description: Hose Identification Sleeve, Blue AA</p> <p>Part No.: GD10057-04 Description: Hose Identification Sleeve, Blue BB</p> <p>Part No.: GD10057-11 Description: Hose Identification Sleeve, Green PP</p> <p>Part No.: GD10057-12 Description: Hose Identification Sleeve, Green RR</p> <p>Part No.: GD10057-14 Description: Hose Identification Sleeve, Yellow PP</p> <p>Part No.: GD10057-15 Description: Hose Identification Sleeve, Yellow RR</p> <p>Part No.: GD10057-17 Description: Hose Identification Sleeve, Black PP</p> <p>Part No.: GD10057-18 Description: Hose Identification Sleeve, Black RR</p> <p>Part No.: GD10057-19 Description: Hose Identification Sleeve, Orange CD</p> <p>Part No.: GD10057-20 Description: Hose Identification Sleeve, Purple PP</p> <p>Part No.: GD10057-21 Description: Hose Identification Sleeve, Purple RR</p>
	<p>Part No.: G7100-511 Description: Decal, Sending Unit Quantity: 1</p>
	<p>Part No.: G7100-387 Description: Decal, Warning Quantity: 1</p>
	<p>Part No.: G7100-509 Description: Decal, Vacuum</p>

	<p>Part No.: G7100-508 Description: Decal, Bulk Fill</p>
	<p>Part No.: G7100-234 Description: Decal, Bolt Torque Quantity: -</p>
	<p>Part No.: G7100-153 Description: Decal, Information Quantity: 1 Per Brush-Type Seed Meter</p>
	<p>Part No.: G7100-201 Description: Decal, Information</p>
	<p>Part No.: G7100-329 Description: Tag, Fan Motor Case Drain</p>
	<p>Part No.: G7100-375 Description: Tag, Hydraulic Motor Return Line</p>
	<p>Part No.: G7100-352 Description: Decal, Tank Drain</p>
	<p>Part No.: G7100-111 Description: Decal, Oil Daily</p>
	<p>Part No.: G7100-116 Description: Decal, Grease Daily</p>

	<p>Part No.: G7100-110 Description: Decal, Grease Weekly</p>
	<p>Part No.: GR2127MPP Description: Blue Paint, Twelve Aerosol Cans</p>
	<p>Part No.: GR0146MPP Description: Powdered Graphite, Twenty-Four 1 Pound Containers</p> <p>Part No.: GR2335 Description: Powdered Graphite, 40 Pound Container</p>
	<p>Part No.: GR1570MPP Description: Talc Lubricant, Four 8 Pound Containers</p> <p>Part No.: GR2334 Description: Talc Lubricant, 40 Pound Container</p>
	<p>Part No.: GR1842MPP Description: Graphite Lubricant, Four 5 Pound Containers</p>
<p>Not Available</p>	<p>Part No.: GR2217 Description: Fluency Agent Seed Flow Additive, Four 4.4 Pound Pails</p>
	<p>Part No.: GR2240MPP Description: Talc/Graphite Blend (80 Talc/20 Graphite), Four 8 Pound Containers</p>
	<p>Part No.: GR2241MPP Description: Dispensing Cap, 10/Package</p>

	<p>Part No.: G10057401 Description: Decal, Kinze 3665 (2021-2023 Production) Quantity: 2 (1 On Each Side of Hitch)</p>
	<p>Part No.: G10057301 Description: Decal, Kinze 3665 Blue Drive (2021-2023 Production) Quantity: 2</p>
	<p>Part No.: G10769001 Description: Decal, Kinze 3665 (2024 Production and On) Quantity: 2 (1 On Each Side of Hitch)</p>
	<p>Part No.: G10769101 Description: Decal, Kinze 3665 True Speed (2024 Production and On) Quantity: 2 (1 On Each Side of Hitch)</p>
	<p>Part No.: GM0304-01 Description: Operator Manual, Model 3665</p> <p>Part No.: GM0304-02 Description: Parts Manual, Model 3665</p> <p>Part No.: GPR1094 Description: Binder (Contact Kinze Parts To Order)</p>
	<p>Part No.: GA15422 Description: Operator's Manual Canister Quantity: 1</p> <p>Part No.: G11166 Description: Hex Socket Flange Cap Screw, 1/4"-20 x 3/4" Quantity: 3</p> <p>Part No.: G11320 Description: Lock Nut, 1/4"-20, Grade B Quantity: 3</p>
	<p>Part No.: G7100-484 Description: Decal, American Flag</p>

Numerical Index

M0304-02

Model 3665

Part No.	Page	Part No.	Page	Part No.	Page	Part No.	Page
**A12937-24	P204	*A12065	P177	*A13807	P120	*A18667-180	P201
**GA19301	P292	*A12065	P184	*A13808	P117	*A18667-244	P186
**R2365	P246	*A12071	P184	*A13808	P118	*A18667-244	P188
**R2365	P248	*A12077	P184	*A13870-112	P119	*A18669-304	P186
**R2366	P246	*A12078	P180	*A13870-112	P120	*A18669-334	P188
**R2366	P248	*A12097	P100	*A13870-143	P119	*A18671-29	P186
**R2367	P246	*A12097	P116	*A13870-143	P120	*A18671-29	P188
**R2367	P248	*A12097	P201	*A13870-174	P120	*A18671-29	P192
*A1008	P184	*A12097	P114	*A13870-201	P120	*A18671-30	P190
*A1008	P184	*A12097	P180	*A13870-230	P120	*A18679-243	P201
*A1022	P184	*A12715	P100	*A13870-72	P119	*A18679-243	P180
*A1025	P184	*A12715	P116	*A13870-72	P120	*A18683-24	P186
*A1073	P180	*A12715	P201	*A13870-91	P119	*A18683-24	P190
*A1073	P184	*A12715	P114	*A13870-91	P120	*A18693-154	P180
*A1086	P184	*A12715	P180	*A13870-93	P119	*A18693-226	P180
*A1093	P184	*A12733	P180	*A13870-93	P120	*A18693-226	P201
*A1097	P184	*A12743	P180	*A1408	P186	*A18693-286	P100
*A1107	P180	*A12746	P180	*A1408	P190	*A18693-286	P114
*A1141	P180	*A12747	P180	*A1424	P116	*A18693-286	P116
*A11440	P186	*A12790	P100	*A1424	P201	*A18693-286	P180
*A11440	P188	*A12790	P116	*A1424	P114	*A18693-286	P180
*A11482-158	P198	*A12790	P201	*A1425	P184	*A18693-286	P201
*A11482-158	P201	*A12937-24	P201	*A1425	P184	*A18693-286	P201
*A11482-214	P198	*A12937-24	P206	*A1432	P181	*A18693-346	P100
*A11482-218	P201	*A12937-24	P208	*A1464	P186	*A18693-346	P114
*A11485-224	P180	*A13800	P118	*A1464	P190	*A18693-346	P116
*A11485-224	P201	*A13800	P120	*A15081-171	P201	*A18693-346	P201
*A11490-218	P198	*A13801	P118	*A15081-190	P201	*A21519	P100
*A11490-278	P198	*A13801	P120	*A15081-48	P92	*A21519	P116
*A1154	P180	*A13802	P117	*A15081-48	P186	*A21519	P201
*A11810-68	P196	*A13802	P118	*A15081-48	P188	*A21519	P114
*A11810-68	P198	*A13802	P119	*A15081-48	P190	*A21519	P180
*A11810-68	P201	*A13802	P120	*A15081-48	P192	*A21530-180	P201
*A11810-72	P194	*A13803	P117	*A15081-78	P186	*A21530-76	P186
*A11810-72	P196	*A13803	P118	*A15081-78	P188	*A21530-76	P186
*A11810-72	P198	*A13803	P119	*A15081-78	P190	*A21530-76	P188
*A11810-72	P201	*A13803	P120	*A15081-78	P192	*A21530-76	P192
*A1189	P180	*A13804	P117	*A15081-90	P186	*A21531-304	P186
*A12002	P100	*A13804	P118	*A15081-90	P188	*A21531-334	P188
*A12002	P116	*A13804	P119	*A15081-90	P190	*A21548-286	P100
*A12002	P201	*A13804	P120	*A15081-90	P192	*A21548-286	P114
*A12011	P90	*A13805	P117	*A15092-152	P198	*A21548-286	P116
*A12011	P92	*A13805	P118	*A15092-152	P201	*A21548-286	P180
*A12014	P116	*A13805	P119	*A15092-212	P198	*A21548-286	P201
*A12014	P201	*A13805	P120	*A15092-80	P90	*A21548-286	P201
*A12038	P92	*A13806	P117	*A15092-80	P92	*A21548-346	P100
*A12038	P186	*A13806	P118	*A18629-152	P198	*A21548-346	P114
*A12038	P188	*A13806	P119	*A18629-152	P201	*A21548-346	P116
*A12038	P190	*A13806	P120	*A18629-212	P198	*A21548-346	P180
*A12038	P192	*A13807	P117	*A18629-212	P201	*A21548-346	P201
*A12042	P184	*A13807	P118	*A18666-76	P186	*A24037	P219
*A12062	P184	*A13807	P119	*A18666-76	P192	*A24473	P229

Part No.	Page	Part No.	Page	Part No.	Page	Part No.	Page
*A25487-40	P100	*A7677-20	P188	*D12204	P228	*D13399	P225
*A25487-40	P116	*A7678-13	P186	*D12204	P230	*D13399	P230
*A25487-40	P201	*A7678-13	P188	*D12210	P229	*D17150-03	P157
*A25503	P186	*A7678-19	P90	*D12210	P220	*D17150-04	P157
*A25503	P190	*A7678-19	P92	*D12212	P229	*D17150-08	P157
*A25504-25	P186	*A7678-20	P90	*D12212	P220	*D17150-09	P157
*A25504-25	P188	*A7678-20	P92	*D12213	P229	*D17150-12	P157
*A25504-25	P190	*A7680-11	P90	*D12213	P220	*D17150-13	P156
*A25504-25	P192	*A7680-11	P192	*D12214	P220	*D18634	P220
*A25690-100	P90	*A7680-14	P92	*D12221	P219	*D18635	P220
*A25690-120	P92	*A7680-18	P90	*D12221	P221	*D19250	P214
*A25690-130	P90	*A7680-18	P92	*D12222	P219	*D19251	P214
*A25690-40	P92	*A7680-32	P90	*D12222	P221	*D30262	P229
*A25690-80	P92	*A7680-32	P92	*D12223	P216	*D36495-30	P104
*A25707-68	P196	*A7680-35	P90	*D12223	P218	*D36495-30	P105
*A25707-68	P198	*A7680-35	P92	*D12226	P224	*D36495-30	P106
*A25707-68	P201	*A7680-35	P186	*D12235	P214	*D36495-34	P104
*A25707-72	P194	*A7680-35	P188	*D12236	P214	*D36495-34	P105
*A25707-72	P196	*A7680-35	P190	*D12239	P214	*D36495-34	P106
*A25707-72	P198	*A7680-35	P192	*D12239	P216	*D36495-36	P104
*A25707-72	P201	*A7680-42	P90	*D12239	P218	*D36495-36	P105
*A25708-152	P198	*A7680-42	P92	*D12239	P224	*D36495-36	P106
*A25708-212	P198	*A7680-60	P90	*D12240	P216	*D36495-38	P104
*A25978-368	P180	*A7680-60	P92	*D12240	P218	*D36495-42	P104
*A26166	P214	*A7680-9	P92	*D12240	P224	*D36495-42	P105
*A26169	P218	*A7680-9	P186	*D12242	P216	*D36495-42	P106
*A26169	P216	*A7680-9	P188	*D12242	P218	*D36495-50	P105
*A26673	P292	*A7680-9	P190	*D12242	P224	*D36495-50	P106
*A26936-154	P180	*A7681-15	P186	*D12243	P216	*D6279-03	P246
*A26938-286	P100	*A7681-15	P188	*D12243	P218	*D6279-03	P248
*A26938-286	P116	*A7681-15	P190	*D12243	P224	*D6279-07	P204
*A26938-286	P180	*A7681-15	P192	*D12244	P224	*D6279-07	P206
*A26938-286	P201	*A7681-28	P90	*D12251	P229	*D6279-07	P208
*A26938-286	P114	*A7681-28	P92	*D12251	P220	*GD35274-01	P126
*A26938-346	P100	*A7681-64	P90	*D12253	P221	*R2281	P231
*A26938-346	P114	*A7681-64	P92	*D12253	P228	*R2283	P231
*A26938-346	P116	*A7682-11	P90	*D12255	P216	*R2300	P231
*A26938-346	P180	*A7682-35	P90	*D12255	P218	*R2301	P231
*A26938-346	P201	*A7682-35	P92	*D12255	P224	*R2302	P231
*A3103	P184	*A7682-35	P92	*D12258	P225	*R2303	P231
*A3127	P184	*D12012	P229	*D12258	P230	*R2304	P231
*A3137	P184	*D12047	P228	*D12259	P225	*R2305	P231
*A3137	P184	*D12086	P224	*D12259	P230	*R2307	P231
*A3157	P184	*D12106	P224	*D12260	P225	*R2308	P231
*A3363	P184	*D12148	P216	*D12260	P230	*R2309	P231
*A3365	P116	*D12148	P218	*D12261	P225	700-01078	P28
*A3365	P201	*D12200	P221	*D12261	P230	700-01339	P30
*A3365	P114	*D12200	P228	*D12263	P219	A12887	P139
*A7653	P180	*D12202	P228	*D12264	P219	A13031	P221
*A7655	P180	*D12203	P228	*D12276	P225	A13082	P220
*A7656	P180	*D12204	P219	*D12276	P230	A13083	P219
*A7677-20	P186	*D12204	P225	*D12278	P228	A13084	P216

Numerical Index

M0304-02

Model 3665

Part No.	Page	Part No.	Page	Part No.	Page	Part No.	Page
A13084	P218	G10003	P12	G10007	P122	G10019	P260
A13549	P224	G10003	P13	G10007	P142	G10019	P260
A13794	P144	G10003	P78	G10007	P299	G10020	P28
A13937	P228	G10003	P110	G10007	P141	G10020	P160
A13953	P228	G10003	P140	G10008	P140	G10020	P162
A13956	P220	G10003	P150	G10008	P308	G10020101	P170
A13959	P144	G10003	P150	G10009	P75	G10020201	P170
A14631	P229	G10003	P236	G10010	P18	G10020501	P170
A8775	P214	G10003	P316	G10010	P48	G10020601	P170
D13169	P230	G10003	P122	G10010	P50	G10021	P28
D13426	P225	G10003	P312	G10010	P304	G10021	P90
G10001	P20	G10004	P8	G10010501	P290	G10021	P92
G10001	P74	G10004	P48	G10011	P302	G10021	P170
G10001	P79	G10004	P50	G10011101	P8	G10021	P170
G10001	P108	G10004	P54	G10011201	P8	G10022	P28
G10001	P110	G10004	P71	G10011301	P78	G10022	P156
G10001	P126	G10004	P72	G10011401	P78	G10022	P156
G10001	P134	G10004	P96	G10013	P20	G10023	P39
G10001	P136	G10004	P108	G10013	P86	G10023	P40
G10001	P136	G10004	P126	G10013	P152	G10023	P128
G10001	P194	G10004	P132	G10013201	P296	G10023	P130
G10001	P196	G10004	P138	G10014	P4	G10023	P170
G10001	P204	G10004	P138	G10014	P18	G10023	P194
G10001	P206	G10004	P138	G10014	P134	G10023	P196
G10001	P208	G10004	P138	G10014	P140	G10023	P204
G10001	P248	G10004	P150	G10014	P150	G10023	P206
G10001	P292	G10004	P156	G10014	P177	G10023	P208
G10001	P299	G10004	P176	G10014	P293	G10023	P296
G10001	P86	G10004	P176	G10016	P150	G10023	P122
G10001	P98	G10004	P204	G10016	P194	G10025	P320
G10001	P122	G10004	P206	G10016	P196	G10026	P139
G10001	P144	G10004	P208	G10016	P300	G10026	P166
G10002	P16	G10004	P236	G10017	P52	G10026	P168
G10002	P39	G10004	P300	G10017	P84	G10026	P172
G10002	P40	G10004	P86	G10017	P108	G10027	P126
G10002	P96	G10004	P151	G10017	P194	G10027	P166
G10002	P150	G10004	P159	G10017	P196	G10028	P149
G10002	P206	G10004	P162	G10017	P302	G10028601	P18
G10002	P208	G10004	P162	G10017	P122	G10028701	P18
G10002	P246	G10004	P162	G10017	P152	G10028801	P18
G10002	P248	G10004	P234	G10017	P178	G10029	P138
G10002	P302	G10004	P260	G10017	P308	G10029	P138
G10002	P159	G10004	P310	G10017201	P124	G10029	P138
G10002	P160	G10005	P16	G10017301	P124	G10031	P260
G10002	P162	G10005	P138	G10018	P90	G10033	P74
G10002	P162	G10005	P138	G10018	P92	G10033	P177
G10002	P162	G10005	P138	G10018801	P16	G10033	P160
G10002	P162	G10005	P150	G10019	P108	G10033	P162
G10002701	P128	G10005	P141	G10019	P150	G10036	P45
G10002701	P130	G10006	P140	G10019	P174	G10036	P176
G10002801	P128	G10006	P176	G10019	P160	G10036	P152
G10003	P4	G10007	P110	G10019	P162	G10037	P6

Part No.	Page	Part No.	Page	Part No.	Page	Part No.	Page
G10037	P52	G10057501	P126	G10090401	P16	G10104	P300
G10037	P84	G10057801	P126	G10096	P309	G10104	P302
G10037	P90	G10060301	P60	G10096001	P13	G10104	P86
G10037	P92	G10060901	P290	G10096201	P13	G10104	P160
G10037	P94	G10060902	P290	G10098	P168	G10104	P162
G10037	P144	G10061	P4	G10098201	P201	G10104	P308
G10037	P151	G10061	P12	G10098201	P204	G10104	P310
G10037301	P16	G10061	P24	G10098201	P206	G10104	P312
G10038	P321	G10061	P152	G10098201	P208	G10104	P314
G10038601	P4	G10062	P166	G10098301	P194	G10105	P150
G10038601	P82	G10063	P108	G10098301	P196	G10105	P299
G10039	P74	G10064	P20	G10098401	P194	G10105	P166
G10039	P176	G10064	P134	G10098401	P196	G10106	P312
G10039	P300	G10064	P136	G10100	P300	G10106	P312
G10040	P156	G10064	P160	G10101	P20	G10107	P20
G10041	P50	G10064	P163	G10101	P72	G10107	P45
G10041	P312	G10064	P21	G10101	P88	G10107	P75
G10043	P246	G10064	P21	G10101	P156	G10107	P108
G10043	P248	G10064	P86	G10101	P298	G10107	P108
G10045	P174	G10067	P177	G10101	P300	G10107	P110
G10045	P176	G10067	P177	G10101	P308	G10107	P138
G10046	P302	G10067	P177	G10101	P316	G10107	P138
G10047	P4	G10067	P164	G10101	P86	G10107	P138
G10047	P74	G10068	P160	G10101	P221	G10107	P138
G10047	P136	G10068	P162	G10101	P224	G10107	P140
G10047	P142	G10071	P4	G10101	P234	G10107	P142
G10047	P177	G10071	P6	G10101	P312	G10107	P176
G10047	P274	G10071	P12	G10102	P74	G10107	P176
G10047	P302	G10071	P52	G10102	P84	G10107	P274
G10048	P10	G10071	P74	G10102	P150	G10107	P302
G10048	P88	G10071	P90	G10102	P174	G10107	P122
G10048	P167	G10071	P92	G10102	P174	G10107	P146
G10048	P144	G10071	P94	G10102	P176	G10107	P148
G10048	P152	G10071	P134	G10102	P176	G10107	P152
G10049	P88	G10071	P274	G10102	P194	G10107	P152
G10049	P138	G10071	P275	G10102	P196	G10107	P178
G10049	P300	G10071	P292	G10102	P302	G10107	P310
G10049	P166	G10071	P122	G10102	P178	G10107	P312
G10049501	P266	G10071	P122	G10102	P308	G10107501	P13
G10049501	P290	G10071	P144	G10102	P312	G10108	P4
G10051301	P149	G10071	P151	G10103	P156	G10108	P4
G10052401	P162	G10071	P152	G10103	P162	G10108	P12
G10052501	P162	G10081601	P108	G10104	P8	G10108	P24
G10053	P166	G10082801	P108	G10104	P72	G10108	P25
G10053	P312	G10083301	P108	G10104	P75	G10108	P36
G10053801	P252	G10087	P320	G10104	P78	G10108	P38
G10053801	P253	G10087001	P201	G10104	P79	G10108	P74
G10055	P108	G10087001	P204	G10104	P79	G10108	P78
G10056701	P159	G10087001	P206	G10104	P140	G10108	P79
G10056801	P159	G10087001	P208	G10104	P150	G10108	P88
G10057301	P335	G10088301	P54	G10104	P274	G10108	P94
G10057401	P335	G10088301	P96	G10104	P275	G10108	P108

Numerical Index

M0304-02

Model 3665

Part No.	Page	Part No.	Page	Part No.	Page	Part No.	Page
G10108	P110	G10110	P136	G10116601	P12	G10201	P36
G10108	P124	G10110	P163	G10117	P150	G10201	P88
G10108	P126	G10110	P174	G10117801	P98	G10201	P126
G10108	P126	G10110	P194	G10118	P141	G10203601	P13
G10108	P130	G10110	P196	G10119	P150	G10207	P4
G10108	P136	G10110	P246	G10122301	P4	G10207	P82
G10108	P138	G10110	P248	G10122301	P82	G10207201	P201
G10108	P140	G10110	P274	G10123401	P210	G10207201	P204
G10108	P142	G10110	P275	G10129501	P126	G10207201	P206
G10108	P150	G10110	P160	G10132501	P126	G10207201	P208
G10108	P150	G10110	P160	G10133	P20	G10208201	P60
G10108	P176	G10110	P160	G10133	P48	G10208301	P60
G10108	P176	G10110	P163	G10142601	P274	G10208401	P64
G10108	P177	G10111	P20	G10146001	P12	G10208501	P283
G10108	P194	G10111	P45	G10151601	P290	G10209	P12
G10108	P196	G10111	P74	G10151901	P290	G10209	P94
G10108	P204	G10111	P74	G10153101	P64	G10209	P204
G10108	P206	G10111	P140	G10157	P139	G10209	P206
G10108	P208	G10111	P150	G10157	P141	G10209	P208
G10108	P263	G10111	P163	G10159	P176	G10210	P142
G10108	P274	G10111	P163	G10159	P176	G10210	P206
G10108	P293	G10111	P176	G10159	P177	G10210	P208
G10108	P299	G10111	P177	G10168	P174	G10210	P308
G10108	P300	G10111	P178	G10168	P174	G10210701	P96
G10108	P302	G10111	P194	G10168	P176	G10210701	P290
G10108	P302	G10111	P196	G10169	P139	G10210801	P54
G10108	P316	G10111	P300	G10169	P141	G10210801	P290
G10108	P98	G10111	P300	G10169501	P292	G10210901	P12
G10108	P122	G10111	P300	G10169701	P252	G10210901	P290
G10108	P144	G10111	P302	G10169701	P253	G10211501	P201
G10108	P144	G10111	P302	G10170701	P209	G10211501	P204
G10108	P152	G10111	P321	G10170701	P210	G10211501	P206
G10108	P159	G10111	P321	G10171	P126	G10211501	P208
G10108	P159	G10111	P144	G10176901	P54	G10211901	P290
G10108	P162	G10111	P146	G10176901	P96	G10213501	P62
G10108	P162	G10111	P146	G10177501	P62	G10213502	P55
G10108	P162	G10111	P148	G10177601	P62	G10213601	P54
G10108	P166	G10111	P152	G10177701	P62	G10213601	P96
G10108	P234	G10111	P159	G10179206	P292	G10213601	P290
G10108	P310	G10111	P160	G10180301	P136	G10213602	P54
G10108302	P66	G10111	P160	G10181201	P64	G10213602	P96
G10109	P20	G10111	P162	G10181501	P194	G10213602	P290
G10109	P48	G10111	P166	G10181501	P196	G10216	P18
G10109	P50	G10112	P138	G10186901	P201	G10217	P274
G10109	P98	G10112	P138	G10191301	P211	G10217	P302
G10109	P174	G10112	P138	G10192101	P262	G10218301	P60
G10109	P160	G10112	P140	G10194501	P201	G10220	P299
G10109	P162	G10113	P177	G10194501	P204	G10227	P156
G10110	P21	G10113	P177	G10194501	P206	G10227	P156
G10110	P36	G10113	P148	G10194501	P208	G10227	P122
G10110	P38	G10113	P164	G10199801	P68	G10227	P162
G10110	P134	G10114001	P292	G10201	P25	G10228	P6

Part No.	Page	Part No.	Page	Part No.	Page	Part No.	Page
G10228	P18	G10230	P86	G10257	P130	G10310	P38
G10228	P52	G10230	P141	G10258402	P4	G10310	P88
G10228	P84	G10230	P141	G10258501	P82	G10312	P4
G10228	P84	G10230	P160	G10260	P44	G10312	P21
G10228	P90	G10230	P162	G10261	P44	G10312	P36
G10228	P92	G10230	P308	G10263501	P66	G10312	P38
G10228	P108	G10230	P310	G10265001	P128	G10312	P74
G10228	P150	G10230	P312	G10265001	P130	G10312	P151
G10228	P174	G10230	P314	G10265101	P130	G10312	P152
G10228	P174	G10230101	P96	G10265601	P54	G10315	P36
G10228	P174	G10230701	P60	G10265601	P96	G10315	P38
G10228	P176	G10231	P139	G10266501	P30	G10317	P74
G10228	P176	G10231	P166	G10266701	P54	G10318	P310
G10228	P177	G10231	P172	G10266701	P96	G10318801	P54
G10228	P122	G10232	P108	G10266901	P130	G10318801	P96
G10228	P178	G10232	P150	G10267101	P130	G10318901	P292
G10228	P308	G10232	P236	G10267401	P96	G10320201	P64
G10228	P312	G10232	P302	G10267501	P54	G10320401	P66
G10229	P20	G10232	P237	G10267601	P54	G10320601	P96
G10229	P39	G10232	P312	G10267601	P96	G10322	P300
G10229	P40	G10232	P312	G10269201	P290	G10322501	P18
G10229	P48	G10233	P72	G10269201	P298	G10323	P28
G10229	P50	G10233	P74	G10269501	P212	G10324	P229
G10229	P72	G10233	P151	G10278	P314	G10325	P16
G10229	P74	G10233	P304	G10284	P78	G10325	P36
G10229	P156	G10233	P86	G10285701	P196	G10325	P126
G10229	P298	G10233	P151	G10286102	P290	G10325	P130
G10229	P300	G10233	P152	G10292	P314	G10325	P166
G10229	P300	G10233	P152	G10299701	P196	G10327701	P298
G10229	P316	G10233	P312	G10299802	P194	G10328	P124
G10229	P86	G10234	P149	G10301201	P124	G10328	P146
G10229	P160	G10235	P204	G10301301	P124	G10328	P148
G10229	P162	G10235	P206	G10302401	P54	G10328	P228
G10229	P228	G10235	P208	G10302501	P126	G10329801	P24
G10229	P234	G10236101	P108	G10303	P312	G10330	P170
G10229	P312	G10236201	P108	G10303	P312	G10330	P170
G10229302	P68	G10237	P300	G10305	P38	G10331001	P204
G10229401	P263	G10242601	P130	G10305	P308	G10331001	P206
G10230	P8	G10242801	P130	G10305	P146	G10331001	P208
G10230	P18	G10242801	P290	G10305	P148	G10334701	P18
G10230	P20	G10243	P40	G10305	P170	G10334801	P18
G10230	P72	G10243	P156	G10305	P172	G10334901	P18
G10230	P78	G10243001	P296	G10306	P302	G10335001	P18
G10230	P79	G10244701	P108	G10306	P316	G10335101	P18
G10230	P79	G10245801	P108	G10307601	P236	G10335201	P18
G10230	P140	G10246001	P124	G10308	P12	G10336	P149
G10230	P150	G10246301	P124	G10308	P20	G10336801	P54
G10230	P274	G10251	P130	G10308	P156	G10338	P10
G10230	P275	G10251	P156	G10309	P24	G10338	P24
G10230	P300	G10254701	P265	G10309	P78	G10338	P88
G10230	P300	G10254801	P265	G10310	P10	G10338	P132
G10230	P302	G10254901	P265	G10310	P36	G10338	P134

Numerical Index

M0304-02

Model 3665

Part No.	Page	Part No.	Page	Part No.	Page	Part No.	Page
G10338	P136	G10402701	P4	G10477201	P293	G10568101	P236
G10338	P86	G10402701	P82	G10478101	P30	G10568101	P249
G10338801	P290	G10403	P176	G10478701	P62	G10570	P41
G10338901	P290	G10404	P149	G10483101	P32	G10581	P144
G10339001	P290	G10416001	P292	G10483101	P32	G10581	P159
G10341	P79	G10418802	P54	G10483201	P32	G10581	P162
G10341001	P98	G10418802	P96	G10483401	P32	G10583	P236
G10341401	P98	G10425401	P60	G10485	P308	G10584701	P292
G10341601	P98	G10425501	P60	G10485	P310	G10592	P196
G10345	P176	G10425701	P60	G10488901	P130	G10592	P300
G10349401	P209	G10427101	P50	G10492	P212	G10592	P146
G10349401	P210	G10428901	P262	G10492001	P150	G10592	P148
G10349401	P211	G10429001	P55	G10493	P212	G10592	P164
G10350	P318	G10429001	P66	G10494101	P33	G10594	P300
G10357401	P266	G10429101	P28	G10494201	P32	G10599	P20
G10358301	P290	G10429301	P28	G10495102	P124	G10599	P94
G10366201	P60	G10438	P4	G10495103	P124	G10599	P98
G10374201	P98	G10439801	P292	G10496501	P290	G10599	P126
G10374301	P298	G10448	P170	G10497	P152	G10599	P130
G10375101	P298	G10448	P170	G10500	P28	G10599	P138
G10375201	P298	G10450	P177	G10500901	P4	G10599	P163
G10375401	P96	G10450	P302	G10500901	P82	G10599	P300
G10375501	P96	G10451	P52	G10502X	P1	G10599	P160
G10375601	P298	G10451	P78	G10503	P48	G10600701	P292
G10376101	P308	G10451	P150	G10503	P50	G10602	P24
G10376201	P308	G10457	P140	G10503	P152	G10602	P28
G10377301	P221	G10458	P140	G10503	P152	G10602	P41
G10384401	P221	G10459	P300	G10504X	P69	G10602	P312
G10384501	P166	G10459801	P64	G10506301	P68	G10602	P312
G10384701	P221	G10460	P150	G10507	P300	G10603	P28
G10390	P122	G10460	P150	G10527	P150	G10604	P28
G10390	P274	G10460	P176	G10531	P44	G10614301	P32
G10390	P275	G10460	P176	G10531	P54	G10615101	P298
G10390	P122	G10460	P177	G10531	P96	G10616	P310
G10395301	P204	G10460	P177	G10535601	P150	G10617801	P54
G10395301	P206	G10460	P177	G10544	P174	G10617901	P96
G10395301	P208	G10460	P160	G10545501	P60	G10618501	P62
G10395401	P204	G10460	P162	G10545601	P66	G10619	P310
G10395501	P204	G10460	P166	G10546	P24	G10620	P4
G10395501	P206	G10460	P320	G10546	P41	G10620	P10
G10395801	P201	G10461	P168	G10551	P4	G10620	P24
G10395801	P206	G10462	P144	G10551	P82	G10620	P36
G10395801	P208	G10463	P78	G10557301	P150	G10620	P38
G10395901	P201	G10468	P144	G10557401	P150	G10620	P54
G10395901	P208	G10470	P28	G10564	P52	G10620	P74
G10396901	P194	G10475	P30	G10567	P24	G10620	P88
G10396901	P196	G10475	P32	G10567	P41	G10620	P94
G10397	P74	G10475701	P4	G10567	P90	G10620	P96
G10397801	P16	G10476	P160	G10567	P92	G10620	P132
G10397801	P18	G10476	P162	G10567801	P194	G10620	P134
G10397801	P304	G10476201	P30	G10567801	P196	G10620	P136
G10401	P28	G10477101	P292	G10568101	P212	G10620	P246

Part No.	Page	Part No.	Page	Part No.	Page	Part No.	Page
G10620	P248	G10636	P45	G10724301	P60	G10860	P74
G10620	P304	G10636	P74	G10724301	P66	G10860	P74
G10620	P21	G10636	P150	G10724901	P266	G10860	P74
G10620	P86	G10636	P152	G10724901	P290	G10860X	P62
G10620	P122	G10640	P170	G10725	P174	G10862	P300
G10620	P151	G10640	P172	G10732	P8	G10864	P36
G10620	P152	G10640	P176	G10732	P78	G10864	P38
G10620	P260	G10640	P177	G10733	P314	G10870	P74
G10620	P260	G10640	P219	G10734	P314	G10870	P74
G10620	P260	G10640	P300	G10737701	P266	G10870	P74
G10621	P10	G10640	P302	G10737701	P290	G10870	P74
G10621	P12	G10640	P170	G10743	P178	G10871	P302
G10621	P12	G10640	P170	G10745401	P4	G10871601	P18
G10621	P24	G10641	P299	G10745401	P260	G10871701	P18
G10621	P28	G10643	P176	G10749X	P55	G10871801	P18
G10621	P28	G10649801	P266	G10750X	P62	G10874	P160
G10621	P36	G10649801	P290	G10751	P8	G10880	P204
G10621	P38	G10652801	P50	G10751	P8	G10880	P248
G10621	P39	G10652901	P50	G10751	P78	G10887	P310
G10621	P40	G10660	P41	G10752	P8	G10888	P310
G10621	P78	G10664901	P32	G10752	P24	G10889	P310
G10621	P88	G10665001	P32	G10753	P88	G10892X	P62
G10621	P90	G10665101	P32	G10755	P236	G10894X	P62
G10621	P92	G10670	P36	G10757	P36	G10893X	P62
G10621	P94	G10670	P38	G10757	P38	G10901	P98
G10621	P111	G10670	P39	G10758	P36	G10901	P108
G10621	P128	G10671	P142	G10758	P38	G10901	P308
G10621	P130	G10672	P310	G10758	P130	G10901	P310
G10621	P170	G10672	P314	G10760	P220	G10901301	P45
G10621	P248	G10674	P309	G10765	P48	G10917	P314
G10621	P296	G10674	P310	G10765	P50	G10917X	P69
G10621	P122	G10674	P310	G10765	P140	G10918	P90
G10621	P170	G10676	P104	G10770	P225	G10918	P92
G10622	P12	G10676	P105	G10770	P230	G10918X	P69
G10622	P16	G10676	P106	G10779	P229	G10920X	P1
G10622	P54	G10676	P310	G10809	P140	G10921X	P1
G10622	P74	G10681	P246	G10810301	P272	G10928	P62
G10622	P96	G10681	P248	G10825001	P170	G10928	P66
G10622	P138	G10681	P314	G10825001	P170	G10931	P68
G10622	P167	G10686	P310	G10828	P150	G10931	P130
G10622	P248	G10687	P25	G10829	P293	G10932	P216
G10622	P292	G10688	P71	G10842301	P160	G10932	P218
G10622	P172	G10688	P151	G10842301	P163	G10932	P224
G10623	P310	G10689	P146	G10842301	P256	G10936101	P32
G10626	P309	G10689	P148	G10842401	P256	G10939	P134
G10627	P310	G10689	P312	G10842501	P256	G10939	P136
G10627	P314	G10690	P28	G10844	P174	G10939	P140
G10628	P310	G10693	P316	G10844	P176	G10939	P144
G10629	P310	G10694601	P139	G10857	P128	G10939	P167
G10630	P310	G10718	P78	G10857	P274	G10939	P221
G10630101	P310	G10721201	P170	G10857	P275	G10939	P224
G10633801	P164	G10722	P174	G10860	P74	G10940	P18

Numerical Index

M0304-02

Model 3665

Part No.	Page	Part No.	Page	Part No.	Page	Part No.	Page
G10941101	P250	G11013001	P24	G11091	P138	G11202	P60
G10941101	P251	G11013001	P86	G11091	P138	G11202	P263
G10945001	P250	G11013001	P88	G11091	P150	G11202	P292
G10945001	P251	G11013001	P132	G11091	P156	G11209	P36
G10949902	P64	G11013001	P134	G11091	P163	G11209	P38
G10950801	P124	G11013001	P136	G11091	P236	G11213	P12
G10950901	P124	G11014001	P150	G11091	P260	G11215	P111
G10954	P292	G11014101	P150	G11091	P86	G11215	P98
G10955	P170	G11015	P4	G11091	P122	G11216	P128
G10958	P221	G11015	P82	G11091	P122	G11220	P6
G10958	P224	G11016	P225	G11091	P146	G11223	P141
G10960	P54	G11018	P6	G11091	P148	G11228	P48
G10960	P96	G11018	P84	G11091	P151	G11228	P50
G10961	P54	G11029	P108	G11091	P159	G11230	P144
G10961	P126	G11029	P160	G11091	P160	G11236	P48
G10961	P304	G11042X	P32	G11091	P162	G11236	P50
G10961	P122	G11044001	P140	G11091	P162	G11237	P314
G10966	P36	G11044101	P140	G11091	P162	G11249	P54
G10966	P38	G11044201	P140	G11091	P170	G11249	P96
G10969	P220	G11044301	P140	G11091	P310	G11249	P126
G10972	P218	G11044401	P140	G11105X	P32	G11254	P170
G10972	P219	G11047X	P32	G11106	P272	G11261	P126
G10972	P228	G11048X	P32	G11106	P296	G11261	P144
G10973901	P124	G11065	P130	G11106X	P32	G11277	P152
G10974	P48	G11065	P234	G11107X	P32	G11281	P32
G10974	P50	G11066	P236	G11109	P163	G11284	P128
G10977	P236	G11067	P60	G11123	P54	G11284	P130
G10978501	P272	G11067	P68	G11123	P111	G11286	P167
G10980	P74	G11067	P236	G11123	P292	G11297	P66
G10980	P144	G11067	P292	G11124	P110	G11297	P156
G10983101	P32	G11068	P234	G11124	P292	G11304	P166
G10983201	P32	G11073	P41	G11124X	P62	G11305	P314
G10983301	P32	G11081	P172	G11135	P246	G11306	P310
G10984X	P1	G11081	P216	G11135	P248	G11306	P314
G10985X	P69	G11081	P218	G11135	P122	G11309	P237
G10988	P111	G11082	P168	G11139	P212	G11314	P149
G10991	P302	G11091	P8	G11147	P160	G11314	P172
G10991	P316	G11091	P10	G11147	P163	G11319	P177
G10992	P292	G11091	P12	G11152X	P32	G11320	P124
G10992X	P62	G11091	P13	G11153X	P32	G11320	P176
G10995	P314	G11091	P71	G11154X	P32	G11320	P177
G10996	P236	G11091	P72	G11166	P98	G11320	P335
G10996	P240	G11091	P88	G11166	P292	G11323	P310
G10996	P240	G11091	P110	G11166	P335	G11324	P310
G10996	P256	G11091	P126	G11172	P31	G11326	P234
G11009	P12	G11091	P130	G11182	P98	G11327	P156
G11009	P28	G11091	P134	G11182	P126	G11328	P124
G11009	P32	G11091	P134	G11200	P160	G11329	P163
G11009	P94	G11091	P136	G11200	P163	G11329	P160
G11009	P134	G11091	P136	G11200	P178	G11332X	P32
G11009	P136	G11091	P138	G11201	P66	G11335	P150
G11013001	P10	G11091	P138	G11202	P44	G11336	P150

Part No.	Page	Part No.	Page	Part No.	Page	Part No.	Page
G11337	P110	G11387	P263	G11391	P138	G11588	P292
G11341	P298	G11387	P274	G11391	P140	G11591	P4
G11360	P122	G11387	P292	G11391	P140	G11591	P82
G11367	P108	G11387	P300	G11391	P142	G11592	P4
G11367	P122	G11387	P300	G11391	P150	G11592	P82
G11383	P298	G11387	P302	G11391	P174	G11618	P31
G11385	P36	G11387	P316	G11391	P176	G11619	P32
G11385	P38	G11387	P144	G11391	P292	G11619	P64
G11385	P41	G11387	P144	G11391	P299	G11619	P66
G11385	P52	G11387	P146	G11391	P300	G11687	P44
G11385	P90	G11387	P148	G11391	P302	G11693	P32
G11385	P92	G11387	P160	G11391	P304	G11704	P98
G11385	P134	G11387	P162	G11391	P141	G11729	P60
G11385	P136	G11387	P234	G11391	P146	G11770	P68
G11385	P156	G11387	P312	G11391	P178	G11793	P41
G11385	P246	G11388	P164	G11391	P308	G11862	P20
G11385	P248	G11389	P6	G11391	P310	G11874	P142
G11385	P122	G11389	P48	G11391	P312	G11875	P52
G11385	P122	G11389	P50	G11392	P48	G11929	P94
G11386	P18	G11389	P52	G11392	P50	G11931	P272
G11386	P90	G11389	P74	G11392	P126	G11939	P272
G11386	P92	G11389	P74	G11396	P320	G11958	P12
G11386	P126	G11389	P78	G11397	P320	G11960	P55
G11386	P302	G11389	P84	G11400	P176	G11960	P263
G11386	P260	G11389	P90	G11400	P177	G11961	P263
G11386	P312	G11389	P92	G11401	P130	G11965	P31
G11386	P312	G11389	P94	G11409	P13	G11976	P8
G11387	P4	G11389	P98	G11409	P111	G11976	P8
G11387	P4	G11389	P160	G11415	P108	G11976	P78
G11387	P13	G11389	P163	G11418	P174	G11981	P55
G11387	P20	G11389	P163	G11418	P292	G11983	P68
G11387	P20	G11389	P177	G11419	P20	G11994	P66
G11387	P24	G11389	P194	G11419	P312	G11995	P60
G11387	P25	G11389	P196	G11445	P44	G11996	P54
G11387	P36	G11389	P300	G11447	P44	G11996	P60
G11387	P74	G11389	P302	G11448	P30	G11996	P96
G11387	P74	G11389	P302	G11448	P32	G11998	P40
G11387	P79	G11389	P321	G11472	P293	G12103	P264
G11387	P88	G11389	P144	G11514	P8	G12122	P272
G11387	P98	G11389	P146	G11514	P8	G12212-08.	P264
G11387	P126	G11389	P148	G11514	P78	G12219-12.	P292
G11387	P126	G11389	P159	G11514	P78	G1K248	P154
G11387	P136	G11389	P160	G11522	P126	G1K248	P256
G11387	P140	G11389	P162	G11528	P126	G1K248	P260
G11387	P140	G11389	P178	G11528	P293	G1K252	P154
G11387	P144	G11389	P312	G11539	P94	G1K252	P260
G11387	P177	G11389	P312	G11539	P96	G1K268	P256
G11387	P194	G11391	P6	G11556	P32	G1K274	P240
G11387	P196	G11391	P20	G11556	P64	G1K275	P240
G11387	P204	G11391	P52	G11578	P32	G1K296	P18
G11387	P206	G11391	P84	G11578	P66	G1K320	P154
G11387	P208	G11391	P108	G11588	P32	G1K320	P256

Numerical Index

M0304-02

Model 3665

Part No.	Page	Part No.	Page	Part No.	Page	Part No.	Page
G1K321	P154	G2704-08	P184	G3310-104	P75	G6400-10	P242
G1K345	P20	G304-C-06	P92	G3310-104	P312	G6400-10	P248
G1K362	P260	G304-C-06	P180	G3310-158	P75	G6400-10	
G1K363	P260	G304-C-10	P180	G3310-170	P75	G6400-10	P184
G1K426	P101	G304-C-12	P180	G3310-58	P312	G6400-10	P234
G1K534	P79	G304-C-6	P90	G3310-99	P151	G6400-10-08	P102
G1K535	P79	G304-C-8	P177	G3317-16	P152	G6400-10-08	P103
G1K728	P33	G304-C-8	P204	G3324-01	P142	G6400-10-08	P186
G1K758	P8	G304-C-8	P206	G3400-01	P74	G6400-10-08	P192
G1K759	P79	G304-C-8	P208	G3400-01	P151	G6400-10-08	P184
G1K774	P54	G304-C-8	P246	G3400-01	P152	G6400-10-08	P238
G2100-03	P74	G304-C-8	P248	G3400-01	P312	G6400-10-08	P239
G2100-03	P151	G304-C-8	P228	G4200-03	P309	G6400-12	P103
G2100-03	P152	G306-06	P100	G4202-03	P310	G6400-12	P209
G2403-12	P204	G306-06	P116	G4202-03	P314	G6400-12	P210
G2403-12	P206	G306-06	P114	G4205-10	P314	G6400-12	P211
G2403-12	P208	G306-06	P180	G4206-02	P310	G6400-12	P102
G2408-06	P180	G306-08	P186	G4301-07	P314	G6400-12	P122
G2408-10	P180	G306-08	P188	G4418-05	P146	G6400-12-10	P239
G2408-12	P180	G306-08	P181	G4418-05	P148	G6400-12-10	P184
G2503-20	P204	G306-08	P184	G4602-01	P308	G6400-12-10	P238
G2503-20	P206	G306-10	P100	G4602-02	P310	G6400-L-06	P234
G2503-20	P208	G306-10	P116	G6325X	P8	G6408-04	P229
G2603-06	P90	G306-10	P186	G6400-04	P90	G6408-06	P238
G2603-06	P92	G306-10	P188	G6400-04	P92	G6408-08	P229
G2603-06	P186	G306-10	P204	G6400-04	P251	G6408-08	P236
G2603-06	P188	G306-10	P206	G6400-06	P98	G6408-08	P236
G2603-06	P190	G306-10	P208	G6400-06	P103	G6408-08	P214
G2603-06	P192	G306-10	P114	G6400-06	P102	G6408-08	P216
G2700-06-06	P100	G306-10	P180	G6400-06	P234	G6408-08	P218
G2700-06-06	P116	G306-12	P100	G6400-06-08	P180	G6408-08	P220
G2700-06-06	P114	G306-12	P116	G6400-06-08	P243	G6408-08	P221
G2700-06-06	P180	G306-12	P114	G6400-08	P212	G6408-08	P224
G2700-08	P186	G306-12	P180	G6400-08	P236	G6408-08	P225
G2700-08	P188	G3303-103	P10	G6400-08	P236	G6408-08	P228
G2700-08	P228	G3303-108	P8	G6400-08	P249	G6408-08	P230
G2700-10	P100	G3303-108	P36	G6400-08	P184	G6408-08	P243
G2700-10	P116	G3303-108	P134	G6400-08	P184	G6408-10	P209
G2700-10	P186	G3303-108	P136	G6400-08	P224	G6408-10	P236
G2700-10	P188	G3303-114	P36	G6400-08	P234	G6408-12	P209
G2700-10	P114	G3303-120	P134	G6400-08-04	P177	G6408-H06-O	P102
G2700-10	P180	G3303-120	P136	G6400-08-04	P228	G6408-H06-O	P103
G2700-12	P100	G3303-16	P8	G6400-08-10	P98	G6408-H06-O	P212
G2700-12	P116	G3303-34	P10	G6400-08-12	P246	G6408-H06-O	P236
G2700-12	P114	G3303-41	P88	G6400-08-12	P248	G6408-H06-O	P236
G2700-12	P180	G3303-44	P10	G6400-10	P102	G6408-H06-O	P239
G2701-08	P181	G3303-78	P88	G6400-10	P103	G6408-H06-O	P242
G2701-08	P184	G3303-88	P10	G6400-10	P186	G6408-H06-O	P234
G2701-10	P204	G3303-96	P78	G6400-10		G6408-H06-O	P237
G2701-10	P206	G3303-98	P8	G6400-10	P188	G6408-H08-0	P239
G2701-10	P208	G3310-100	P75	G6400-10	P192	G6408-H08-0	P237
G2703-08	P184	G3310-103	P151	G6400-10	P241	G6408-H10-0	P102

Part No.	Page	Part No.	Page	Part No.	Page	Part No.	Page
G6408-H10-0.....	P103	G6801-04-04.....	P52	G6801-LL-06-08.....	P218	G7100-509.....	P332
G6408-H10-0.....	P248	G6801-04-04.....	P90	G6801-LL-08.....	P184	G7100-511.....	P332
G6408-H10-0.....	P237	G6801-04-04.....	P92	G6801-LL-10.....	P209	G7100-557.....	P326
G6408-HHP-16.....	P209	G6801-04-04.....	P186	G6801-LL-10.....	P210	G7100-557.....	P326
G6408-HHP-16.....	P210	G6801-04-04.....	P250	G6801-LL-10.....	P212	G7100-557.....	P327
G6408-HHP-16.....	P211	G6801-04-04.....	P251	G6801-LL-10.....	P236	G7100-558.....	P325
G6410-04-06.....	P212	G6801-06.....	P110	G6801-LL-10.....	P236	G7100-558.....	P326
G6410-04-06.....	P236	G6801-06.....	P293	G6801-LL-12.....	P204	G7100-558.....	P327
G6410-16-08.....	P204	G6801-06.....	P234	G6801-LL-12.....	P206	G7100-558.....	P329
G6410-16-08.....	P206	G6801-06-08.....	P180	G6801-LL-12.....	P208	G7100-559.....	P326
G6410-16-08.....	P208	G6801-06-08.....	P216	G6803-04-04-04.....	P250	G7100-559.....	P326
G6410-20-16.....	P204	G6801-06-08.....	P218	G6803-08.....	P180	G7100-559.....	P327
G6410-20-16.....	P206	G6801-08.....	P177	G6803-10.....	P248	G7100-572.....	P331
G6410-20-16.....	P208	G6801-08.....	P252	G6804-04-04-04.....	P251	G7100-573.....	P331
G6500-06.....	P234	G6801-08.....	P253	G6804-08.....	P204	G7100-614.....	P33
G6500-08.....	P246	G6801-08.....	P180	G6804-08.....	P206	G8409X.....	P256
G6500-08.....	P248	G6801-08.....	P184	G6804-08.....	P208	G9881X.....	P304
G6500-08.....	P184	G6801-08.....	P234	G6804-10.....	P204	G9897X.....	P32
G6500-10.....	P246	G6801-08.....	P237	G6815-06-04.....	P249	G9903X.....	P32
G6500-10.....	P248	G6801-08-12.....	P248	G6835-16-16-16.....	P204	G9978X.....	P142
G6500-10.....	P293	G6801-10.....	P98	G6835-16-16-16.....	P206	GA0237.....	P299
G6500-12.....	P239	G6801-10.....	P204	G6835-16-16-16.....	P208	GA0245.....	P174
G6500-12.....	P238	G6801-10.....	P209	G7100-110.....	P334	GA0257.....	P174
G6502-06.....	P180	G6801-10.....	P210	G7100-111.....	P333	GA0895.....	P172
G6502-08.....	P184	G6801-10.....	P211	G7100-116.....	P333	GA10036.....	P304
G6502-10.....	P100	G6801-10.....	P236	G7100-153.....	P333	GA10037.....	P304
G6502-10.....	P116	G6801-10.....	P241	G7100-201.....	P333	GA10137.....	P24
G6502-10.....	P246	G6801-10.....	P242	G7100-234.....	P333	GA10138.....	P170
G6502-10.....	P248	G6801-10.....	P293	G7100-262.....	P326	GA10139.....	P170
G6502-10.....	P114	G6801-10.....	P237	G7100-329.....	P333	GA10139.....	P170
G6502-12.....	P100	G6801-10-08.....	P238	G7100-352.....	P333	GA10151.....	P10
G6502-12.....	P116	G6801-10-08.....	P239	G7100-370.....	P329	GA10151.....	P24
G6502-12.....	P114	G6801-10-12.....	P110	G7100-375.....	P333	GA10151.....	P88
G6502-12.....	P122	G6801-10-12.....	P246	G7100-376.....	P330	GA10151.....	P132
G6504-08-08-04.....	P212	G6801-10-16.....	P204	G7100-381.....	P328	GA10151.....	P86
G6504-08-08-04.....	P236	G6801-12.....	P110	G7100-382.....	P323	GA10157.....	P4
G6600-08.....	P90	G6801-12.....	P194	G7100-383.....	P330	GA10206.....	P256
G6600-08.....	P92	G6801-12.....	P196	G7100-384.....	P323	GA10799.....	P98
G6602-06.....	P90	G6801-12.....	P204	G7100-385.....	P324	GA10799.....	P111
G6602-06.....	P92	G6801-12.....	P206	G7100-385.....	P324	GA10917.....	P122
G6602-06.....	P100	G6801-12.....	P208	G7100-386.....	P329	GA10918.....	P204
G6602-06.....	P116	G6801-12.....	P122	G7100-387.....	P332	GA10918.....	P241
G6602-06.....	P186	G6801-12-10.....	P236	G7100-389.....	P328	GA10918.....	P248
G6602-06.....	P188	G6801-12-10.....	P242	G7100-392.....	P323	GA11079.....	P141
G6602-06.....	P190	G6801-12-16.....	P206	G7100-393.....	P329	GA11285.....	P75
G6602-06.....	P192	G6801-12-16.....	P208	G7100-396.....	P330	GA11287.....	P74
G6602-08.....	P90	G6801-12-20.....	P204	G7100-397.....	P325	GA11331.....	P72
G6602-08.....	P92	G6801-12-20.....	P206	G7100-400.....	P324	GA11331.....	P74
G6602-10.....	P186	G6801-12-20.....	P208	G7100-401.....	P330	GA11331.....	P86
G6602-10.....	P188	G6801-20.....	P194	G7100-471.....	P328	GA11331.....	P151
G6602-12.....	P186	G6801-20.....	P196	G7100-484.....	P335	GA11331.....	P151
G6602-12.....	P190	G6801-LL-06-08.....	P216	G7100-508.....	P333	GA11331.....	P152

Numerical Index

M0304-02

Model 3665

Part No.	Page	Part No.	Page	Part No.	Page	Part No.	Page
GA11331	P152	GA12868	P272	GA13624	P308	GA14037	P126
GA11736	P256	GA12888	P166	GA13625	P308	GA14038	P126
GA11971	P78	GA12889	P149	GA13626	P308	GA14040	P126
GA11982	P6	GA12892	P150	GA13631	P110	GA14041	P126
GA11982	P84	GA13017	P172	GA13631	P122	GA14044	P138
GA11992	P156	GA13022	P220	GA13632	P308	GA14045	P138
GA11995	P157	GA13026	P220	GA13633	P237	GA14046	P138
GA11997	P156	GA13028	P216	GA13655	P146	GA14047	P138
GA12038	P90	GA13034	P212	GA13655	P148	GA14048	P138
GA12108	P302	GA13034	P236	GA13657	P146	GA14049	P309
GA12109	P302	GA13048	P262	GA13657	P148	GA14050	P310
GA12143	P24	GA13078	P237	GA13661	P237	GA14052	P126
GA12163	P141	GA13079	P237	GA13665	P141	GA14053	P138
GA12164	P141	GA13094	P150	GA13667	P98	GA14054	P138
GA12235	P48	GA13094	P218	GA13673	P141	GA14078	P124
GA12236	P48	GA13114	P176	GA13679	P71	GA14105	P308
GA12265	P139	GA13169	P156	GA13683	P71	GA14111	P310
GA12299	P144	GA13171	P148	GA13711	P138	GA14112	P310
GA12300	P140	GA13173	P177	GA13712	P138	GA14127	P156
GA12306	P150	GA13174	P177	GA13713	P138	GA14129	P128
GA12306	P216	GA13191	P218	GA13741	P236	GA14133	P128
GA12330	P316	GA13204	P170	GA13750	P256	GA14134	P308
GA12403	P128	GA13234	P74	GA13764	P176	GA14135	P128
GA12403	P130	GA13236	P166	GA13768	P139	GA14135	P130
GA12539	P264	GA13251	P152	GA13775	P144	GA14152	P194
GA12557	P262	GA13253	P178	GA13776	P122	GA14152	P196
GA12558	P262	GA13340	P178	GA13777	P122	GA14162	P320
GA12559	P262	GA13341	P140	GA13782	P138	GA14163	P320
GA12563	P260	GA13397	P260	GA13783	P141	GA14166	P320
GA12565	P268	GA13398	P156	GA13799	P257	GA14167	P320
GA12565	P151	GA13399	P156	GA13904	P219	GA14168	P320
GA12566	P262	GA13487	P177	GA13935	P228	GA14169	P320
GA12567	P262	GA13519	P154	GA13938	P228	GA14192	P310
GA12568	P268	GA13521	P263	GA13939	P228	GA14195	P108
GA12598	P262	GA13523	P150	GA13940	P146	GA14379	P139
GA12629	P156	GA13548	P150	GA13940	P148	GA14412	P172
GA12661	P151	GA13548	P224	GA13941	P124	GA14413	P172
GA12675	P78	GA13556	P224	GA13954	P228	GA14446	P194
GA12676	P79	GA13560	P152	GA13957	P220	GA14448	P264
GA12677	P78	GA13562	P264	GA13961	P148	GA14449	P264
GA12812	P111	GA13572	P264	GA13962	P146	GA14450	P262
GA12812	P262	GA13587	P86	GA13963	P146	GA14452	P262
GA12812	P268	GA13597	P166	GA13965	P243	GA14516	P170
GA12812	P98	GA13605	P166	GA13966	P243	GA14518	P170
GA12812	P154	GA13614	P312	GA13980	P260	GA14521	P170
GA12812	P260	GA13617	P312	GA13994	P176	GA14522	P170
GA12834	P168	GA13619	P312	GA13998	P216	GA14572	P111
GA12835	P168	GA13620	P312	GA13998	P218	GA14574	P110
GA12836	P168	GA13621	P150	GA14011	P256	GA14760	P167
GA12852	P264	GA13622	P310	GA14015	P256	GA14761	P167
GA12853	P264	GA13623	P310	GA14016	P256	GA14805	P111
GA12868	P264	GA13623	P314	GA14031	P132	GA14846	P154

Part No.	Page	Part No.	Page	Part No.	Page	Part No.	Page
GA14847	P98	GA16829	P268	GA20640	P134	GA22554-20	P298
GA14847	P111	GA16832	P269	GA20640	P136	GA22554-265	P278
GA14847	P260	GA16833	P269	GA2068	P312	GA22554-265	P286
GA15081-48	P90	GA16834	P269	GA20710	P44	GA22554-265	P288
GA15151	P174	GA16923	P260	GA20711	P12	GA22554-36	P278
GA15197	P20	GA17070	P138	GA20711	P32	GA22554-36	P286
GA15288	P268	GA17078	P138	GA20711	P94	GA22554-36	P288
GA15290	P268	GA17079	P138	GA20712	P12	GA22554-36	P298
GA15416	P300	GA1720	P8	GA20712	P38	GA22554-360	P278
GA15416	P302	GA1720	P10	GA20712	P94	GA22554-360	P286
GA15422	P335	GA1720	P88	GA20902	P12	GA22554-360	P288
GA15473	P44	GA17200	P268	GA20902	P94	GA22554-360	P298
GA15485	P12	GA17399	P176	GA20902	P260	GA22554-375	P278
GA15485	P54	GA17400	P176	GA20910	P102	GA22554-375	P286
GA15485	P94	GA17401	P176	GA20910	P103	GA22554-375	P288
GA15485	P96	GA17402	P176	GA20914	P12	GA22554-424	P278
GA15499	P100	GA17426	P242	GA20914	P94	GA22554-445	P286
GA15499	P114	GA17542	P262	GA21030	P177	GA22554-533	P278
GA15499	P116	GA17542	P268	GA21030	P229	GA22554-533	P283
GA15499	P181	GA17543	P268	GA21067	P239	GA22554-533	P288
GA15882	P268	GA17544	P262	GA21143	P296	GA22555-160	P286
GA15883	P268	GA17545	P268	GA21309	P134	GA22555-160	P288
GA15884	P268	GA17546	P268	GA21309	P136	GA22555-174	P278
GA16145	P138	GA18195	P44	GA21405	P156	GA22555-174	P283
GA16145	P321	GA18311	P304	GA21406	P98	GA22555-184	P278
GA16157	P308	GA18353	P13	GA21406	P111	GA22555-184	P283
GA16157	P309	GA18486	P256	GA21451	P32	GA22555-20	P278
GA16343	P268	GA18822	P305	GA21482	P136	GA22555-20	P283
GA16350	P268	GA18933	P94	GA21676	P18	GA22555-20	P286
GA16351	P260	GA2007	P24	GA21677	P18	GA22555-20	P288
GA16355	P269	GA2007	P78	GA21687	P283	GA22555-202	P286
GA16374	P10	GA20111	P32	GA21687	P12	GA22555-202	P288
GA16374	P88	GA2012L	P16	GA21695	P290	GA22555-27	P278
GA16374	P268	GA2012R	P16	GA21695	P290	GA22556-109	P286
GA16374	P269	GA2014	P48	GA21695	P256	GA22556-109	P288
GA16375	P262	GA2014	P50	GA21696	P256	GA22556-115	P286
GA16375	P268	GA2019	P28	GA21697	P154	GA22556-115	P288
GA16376	P262	GA2020	P28	GA21697	P256	GA22556-134	P286
GA16376	P268	GA20252	P249	GA2180	P71	GA22556-134	P288
GA16381	P262	GA20269	P102	GA2180	P72	GA22556-91	P278
GA16381	P268	GA20269	P103	GA2180	P86	GA22556-91	P283
GA16382	P262	GA20269	P210	GA2180	P151	GA22556-91	P286
GA16382	P268	GA20270	P239	GA22270	P310	GA22556-91	P288
GA16383	P262	GA20271	P239	GA22273	P156	GA22556-97	P278
GA16383	P268	GA20272	P102	GA22522	P38	GA22556-97	P283
GA16389	P256	GA20272	P103	GA22547	P290	GA22585	P283
GA16393	P262	GA20272	P239	GA22554-120	P278	GA22684	P152
GA16393	P268	GA20583	P305	GA22554-120	P286	GA22793	P156
GA16428	P308	GA20622	P32	GA22554-120	P288	GA24239	P45
GA16428	P309	GA20640	P10	GA22554-20	P278	GA24281	P296
GA16826	P268	GA20640	P24	GA22554-20	P286	GA24284	P296
GA16827	P262	GA20640	P88	GA22554-20	P288	GA24285	P296

Numerical Index

M0304-02

Model 3665

Part No.	Page	Part No.	Page	Part No.	Page	Part No.	Page
GA24364	P44	GA25384	P90	GA26287	P36	GA26926	P292
GA24483	P290	GA25384	P92	GA26287	P38	GA26958	P20
GA24484	P290	GA25388	P110	GA26287	P39	GA26980	P55
GA24486	P290	GA25389	P249	GA26297	P82	GA26989	P32
GA24487-100	P278	GA25390	P249	GA26330	P44	GA26999	P68
GA24487-120	P278	GA25399-36	P278	GA26374	P296	GA27001	P55
GA24487-132	P278	GA25399-36	P286	GA26375	P256	GA27001	P60
GA24488-168	P278	GA25399-36	P288	GA26375	P290	GA27002	P54
GA24488-27	P278	GA25399-36	P296	GA2660	P310	GA27002	P62
GA24488-27	P283	GA25401	P52	GA26683	P292	GA27003	P60
GA24488-27	P286	GA25403	P249	GA26684	P292	GA27004	P60
GA24488-27	P288	GA25404	P249	GA26685	P293	GA27005	P60
GA24543	P98	GA25405	P274	GA26686	P293	GA27007	P66
GA24543	P100	GA25427	P108	GA26687	P293	GA27013	P64
GA24543	P201	GA25437	P296	GA26688	P292	GA27014	P64
GA24649	P264	GA25454	P170	GA26709	P12	GA27015	P64
GA24676	P32	GA25454	P274	GA26713	P290	GA27023	P62
GA24752	P32	GA25482	P276	GA26723	P274	GA27038	P48
GA24826	P172	GA25519	P274	GA26723	P275	GA27038	P50
GA24828	P172	GA25520	P274	GA26723	P276	GA27048	P256
GA24873	P26	GA25521	P274	GA26743	P283	GA27084	P60
GA24877	P32	GA25522	P275	GA26844	P274	GA27102	P204
GA24878	P31	GA25523	P275	GA26876	P174	GA27102	P206
GA24887	P262	GA25524	P275	GA26909	P174	GA27102	P208
GA24889	P71	GA25551	P170	GA26909	P176	GA27133	P60
GA24889	P78	GA25551	P274	GA26920	P16	GA27134	P60
GA25023	P292	GA25557	P272	GA26924-01	P181	GA27146	P4
GA25029	P12	GA25585	P274	GA26924-02	P181	GA27158	P124
GA25029	P94	GA25585	P275	GA26924-03	P181	GA27159	P124
GA25031	P290	GA25782	P272	GA26924-04	P181	GA27160	P124
GA25038	P12	GA25819	P290	GA26924-05	P100	GA27163	P124
GA25038	P94	GA25840	P272	GA26924-05	P116	GA3407	P234
GA25084	P94	GA25857	P246	GA26924-05	P181	GA3413	P236
GA25240	P90	GA25857	P248	GA26924-06	P100	GA3584	P236
GA25240	P92	GA25857	P248	GA26924-06	P116	GA3584	P256
GA25257	P52	GA25869	P140	GA26924-06	P181	GA4286	P299
GA25258	P52	GA25949	P12	GA26924-07	P114	GA4287	P299
GA25261	P52	GA25949	P54	GA26924-07	P116	GA4293	P102
GA25261	P90	GA25949	P94	GA26924-07	P181	GA4293	P103
GA25261	P92	GA25949	P96	GA26924-08	P114	GA4293	P237
GA25261	P231	GA25949	P278	GA26924-08	P116	GA4293	P238
GA2528	P256	GA25949	P283	GA26924-08	P181	GA4376	P172
GA25289	P246	GA25950	P278	GA26924-09	P181	GA4444	P39
GA25289	P248	GA25950	P283	GA26924-10	P181	GA4444	P40
GA25290	P274	GA25982	P249	GA26924-11	P100	GA4722	P170
GA25290	P275	GA25993	P292	GA26924-11	P114	GA4722	P170
GA25304	P134	GA26005	P249	GA26924-11	P116	GA4723	P170
GA25304	P136	GA26007	P262	GA26924-11	P181	GA4723	P170
GA25365	P272	GA26013	P272	GA26924-12	P186	GA4976	P310
GA25366	P272	GA26104	P124	GA26924-12	P188	GA4995	P140
GA25367	P272	GA2612	P256	GA26924-13	P186	GA5090	P312
GA25369	P274	GA26173	P283	GA26924-13	P188	GA5105	P75

Part No.	Page	Part No.	Page	Part No.	Page	Part No.	Page
GA5105	P152	GA7859	P260	GA9714	P26	GB0366	P8
GA5107	P75	GA8046	P260	GA9714	P86	GB0383	P48
GA5108	P72	GA8047	P260	GA9840	P160	GB0383	P50
GA5108	P151	GA8050	P260	GA9840	P162	GB0387	P48
GA5109	P72	GA8092	P152	GA9846	P312	GB0387	P50
GA5109	P75	GA8135	P263	GA9964	P98	GB0389	P84
GA5111	P312	GA8326	P41	GA9964	P111	GB0389	P90
GA5114	P151	GA8328	P154	GA9964	P154	GB0389	P92
GA5121	P162	GA8328	P256	GA9978	P260	GB0390	P84
GA5654	P48	GA8329	P154	GA9979	P260	GB0391	P84
GA5654	P50	GA8343	P28	GB0110	P28	GB0392	P84
GA5698	P30	GA8364	P41	GB0115	P41	GB0393	P6
GA5699	P30	GA8366	P41	GB0116	P41	GB0395	P6
GA5853	P174	GA8371	P39	GB0120	P28	GB0396	P6
GA5887	P299	GA8371	P40	GB0186	P8	GB0397	P6
GA6108	P256	GA8603	P45	GB0205	P299	GB0397	P84
GA6109	P256	GA8603	P302	GB0206	P300	GB0400	P302
GA6171	P18	GA8641	P45	GB0209	P300	GB0405	P302
GA6171	P20	GA8688	P300	GB0210	P300	GB0409	P320
GA6171	P20	GA8689	P300	GB0218	P140	GB0410	P28
GA6171	P20	GA8731	P257	GB0218	P176	GB0423	P150
GA6171	P304	GA8738	P256	GB0218	P299	GB0425	P117
GA6171	P86	GA8760	P48	GB0218	P146	GB0425	P118
GA6434	P20	GA8816	P214	GB0218	P148	GB0425	P119
GA6434	P86	GA8818	P150	GB0218	P178	GB0425	P120
GA6527	P314	GA8818	P214	GB0218	P312	GB0428	P134
GA6597	P20	GA8859	P228	GB0230	P140	GB0428	P136
GA6741	P36	GA8882	P216	GB0239	P20	GB0429	P117
GA6741	P38	GA8882	P218	GB0254	P20	GB0429	P118
GA6761	P159	GA8882	P224	GB0265	P4	GB0429	P119
GA6907	P36	GA8931	P318	GB0266	P4	GB0429	P120
GA6966	P302	GA8979	P228	GB0266	P82	GB0430	P68
GA6975	P257	GA9088	P178	GB0267	P4	GB0430	P124
GA7016	P140	GA9097	P236	GB0267	P82	GB0430	P132
GA7022	P140	GA9098	P234	GB0268	P20	GB0430	P134
GA7023	P234	GA9105	P79	GB0274	P4	GB0430	P136
GA7123	P71	GA9130	P86	GB0274	P82	GB0431	P124
GA7123	P151	GA9145	P176	GB0276	P18	GB0444	P124
GA7154	P74	GA9205	P140	GB0278	P24	GB0445	P132
GA7154	P74	GA9205	P230	GB0278	P41	GB0446	P132
GA7154	P312	GA9357	P312	GB0282	P20	GB0448	P122
GA7180	P312	GA9407	P318	GB0285	P4	GB0455	P132
GA7239	P300	GA9407	P314	GB0285	P82	GB0455	P134
GA7240	P300	GA9433	P302	GB0292	P139	GB0455	P136
GA7270	P38	GA9434	P302	GB0296	P302	GB0464	P48
GA7433	P140	GA9437	P302	GB0309	P160	GB0464	P50
GA7434	P170	GA9472	P304	GB0309	P162	GB0554	P174
GA7434	P172	GA9481	P256	GB0314	P8	GB0574	P132
GA7845	P310	GA9547	P132	GB0314	P78	GB0577	P44
GA7851	P262	GA9559	P140	GB0315	P321	GB0579	P44
GA7852	P262	GA9559	P225	GB0322	P302	GB0673	P126
GA7853	P262	GA9564	P302	GB0323	P302	GB0675	P126

Numerical Index

M0304-02

Model 3665

Part No.	Page	Part No.	Page	Part No.	Page	Part No.	Page
GB0676	P32	GB1231	P32	GD10057-02	P332	GD1104	P300
GB0697	P31	GB1237	P32	GD10057-03	P332	GD11089	P256
GB0717	P134	GB1240	P68	GD10057-04	P332	GD11089	P260
GB0717	P136	GB1242	P68	GD10057-11	P332	GD1109	P20
GB0780	P31	GB1246	P68	GD10057-12	P332	GD1109	P86
GB0815	P31	GB1247	P68	GD10057-14	P332	GD11123	P310
GB0818	P32	GB1249	P105	GD10057-15	P332	GD11124	P309
GB0823	P31	GB1249	P106	GD10057-17	P332	GD1113	P8
GB0901	P134	GB1250	P60	GD10057-18	P332	GD1113	P78
GB0901	P136	GB1251	P60	GD10057-19	P332	GD1113	P300
GB0905	P126	GB1255	P60	GD10088	P178	GD11218	P88
GB0907	P32	GB1256	P60	GD10207	P229	GD11219	P36
GB0920	P32	GB1257	P60	GD10242	P300	GD11223	P308
GB0921	P32	GB1275	P64	GD1026	P25	GD11239	P24
GB0926	P12	GB1276	P64	GD1026	P36	GD11239	P41
GB0926	P32	GB1281	P66	GD1026	P74	GD11240	P41
GB0926	P94	GB1282	P66	GD1026	P88	GD11259	P4
GB0926	P134	GB1288	P66	GD1026	P302	GD11259	P82
GB0926	P136	GB1289	P55	GD10273	P300	GD11264	P78
GB0958	P32	GB1289	P66	GD10273	P320	GD11279	P26
GB0968	P88	GB1291	P55	GD10283	P174	GD11279	P86
GB1084	P30	GB1291	P66	GD10296	P320	GD11286	P28
GB1090	P260	GB1306	P64	GD10303	P300	GD11297	P41
GB1090	P262	GB1307	P64	GD10304	P300	GD11305	P36
GB1107	P30	GB1313	P104	GD1041	P28	GD11306	P16
GB1123	P30	GB1313	P105	GD1042	P28	GD1132	P48
GB1124	P30	GB1313	P106	GD10487	P300	GD1132	P50
GB1130	P30	GB1313	P136	GD10519	P48	GD11413	P24
GB1131	P30	GD0453-02	P176	GD10519	P50	GD11413	P41
GB1132	P30	GD0453-03	P86	GD10531	P149	GD11424	P39
GB1133	P30	GD0453-08	P176	GD10538-07	P176	GD11424	P40
GB1134	P30	GD0453-08	P86	GD10538-15	P144	GD11474	P263
GB1147	P30	GD0453-11	P176	GD1059L	P39	GD11490	P172
GB1147	P31	GD0746	P174	GD1059L	P40	GD11528	P28
GB1148	P30	GD0829	P167	GD1059R	P39	GD11557	P302
GB1171	P30	GD0829	P194	GD1059R	P40	GD11558	P302
GB1195	P124	GD0829	P196	GD1060	P39	GD11579	P216
GB1196	P124	GD0840	P174	GD1060	P40	GD11579	P218
GB1197	P124	GD0914-138	P72	GD1061	P41	GD11649	P78
GB1199	P124	GD0914-138	P151	GD1063	P41	GD11677	P45
GB1201	P124	GD0914-15	P72	GD1065	P25	GD11700	P249
GB1203	P124	GD0914-15	P86	GD1083	P28	GD11700	P314
GB1204	P124	GD0914-27	P86	GD1085	P20	GD11751	P177
GB1206	P126	GD0914-49	P152	GD1085	P86	GD11784	P50
GB1216	P104	GD0914-52	P71	GD10963	P36	GD11787	P28
GB1218	P54	GD0914-52	P74	GD10963	P38	GD11953	P304
GB1223	P8	GD0914-75	P151	GD10984	P36	GD11962	P25
GB1223	P78	GD0914-78	P72	GD10984	P38	GD11962	P36
GB1224	P8	GD0914-78	P151	GD10991	P18	GD11970	P228
GB1224	P8	GD10036	P6	GD10993	P4	GD11984	P228
GB1224	P78	GD10036	P8	GD10993	P82	GD11985	P220
GB1224	P78	GD10057-01	P332	GD11001	P4	GD12012	P220

Part No.	Page	Part No.	Page	Part No.	Page	Part No.	Page
GD12072	P221	GD14910	P216	GD17051	P74	GD18545	P162
GD12085	P224	GD14910	P218	GD17052	P24	GD18598	P166
GD12102	P229	GD15100	P141	GD17052	P79	GD1862	P310
GD12102	P220	GD1512	P331	GD17052	P136	GD18643	P170
GD12104	P221	GD15406	P170	GD17052	P104	GD18663	P150
GD12104	P228	GD15537	P74	GD17141	P156	GD18663	P160
GD12106	P216	GD15605	P308	GD17143	P156	GD18663	P162
GD12106	P218	GD15623	P224	GD17143	P156	GD18676	P170
GD12121	P219	GD15624	P160	GD17150-04	P154	GD18676	P170
GD12135	P221	GD15624	P162	GD17150-06	P154	GD18695	P160
GD12139	P225	GD15698	P28	GD17150-17	P6	GD18695	P162
GD12139	P230	GD15699	P30	GD17151-20	P98	GD18696	P166
GD12208	P221	GD15725	P141	GD17151-20	P111	GD18697	P166
GD12224	P221	GD15803	P98	GD17154	P156	GD18698	P166
GD12507	P220	GD15803	P111	GD17156	P156	GD18704	P28
GD12522	P216	GD15804	P98	GD17180	P168	GD18705	P160
GD12522	P218	GD15804	P111	GD1719	P86	GD18705	P162
GD12522	P224	GD15849-02	P98	GD17245	P141	GD18709	P148
GD12539	P221	GD15849-02	P111	GD17479	P168	GD18710	P148
GD12541	P221	GD15867-01	P160	GD17758	P160	GD18716	P160
GD12561	P26	GD15867-01	P162	GD17758	P162	GD18716	P162
GD12561	P26	GD15867-02	P108	GD17765	P144	GD18732	P150
GD12561	P132	GD16037	P201	GD18009	P166	GD18747	P151
GD12597	P228	GD16037	P204	GD18010	P157	GD18748	P74
GD12676	P302	GD16037	P206	GD18010	P154	GD18750	P162
GD12677	P302	GD16037	P208	GD18011	P84	GD18751	P162
GD12679	P302	GD16037	P122	GD18011	P156	GD18752	P159
GD12685	P302	GD16038	P204	GD18015	P86	GD18752	P162
GD12724	P21	GD16038	P206	GD18071-03	P146	GD18767	P178
GD12818	P234	GD16038	P208	GD18071-03	P148	GD18794	P166
GD13146	P236	GD16038	P122	GD18078	P156	GD18795-01	P166
GD13170	P225	GD16040	P204	GD18084	P156	GD18796	P154
GD13170	P230	GD16040	P206	GD18118	P263	GD18811	P237
GD13171	P230	GD16040	P208	GD18135	P79	GD18815	P176
GD13172	P225	GD16226	P141	GD18136	P79	GD18817	P140
GD13172	P230	GD16245	P4	GD18168	P263	GD18827	P177
GD13173	P225	GD16245	P82	GD18274	P157	GD18828	P150
GD13173	P230	GD16303	P141	GD18275	P257	GD18828	P177
GD13287	P302	GD16418-02	P177	GD18347	P274	GD18830	P144
GD13309	P304	GD16489	P152	GD18407	P264	GD18831	P140
GD13310	P236	GD16490	P152	GD18408	P264	GD18832	P140
GD13310	P234	GD16561	P136	GD18433	P159	GD18835	P150
GD13310	P256	GD16598	P72	GD18433	P162	GD18840	P149
GD13348	P236	GD16598	P108	GD18434	P162	GD18841	P149
GD13348	P256	GD16598	P274	GD18435	P162	GD18842	P149
GD13400	P225	GD16598	P275	GD18509	P212	GD18849	P150
GD13400	P230	GD16598	P302	GD18509	P236	GD18873	P108
GD13401	P172	GD16598	P86	GD18515	P221	GD18888	P144
GD13425	P225	GD16598	P310	GD18519	P220	GD18889	P176
GD13706-02	P321	GD16598	P312	GD18528	P224	GD18893	P166
GD14217	P8	GD16598	P314	GD18540	P176	GD18894	P166
GD14308	P229	GD17014	P4	GD18545	P160	GD18895	P166

Numerical Index

M0304-02

Model 3665

Part No.	Page	Part No.	Page	Part No.	Page	Part No.	Page
GD18896	P166	GD19430	P148	GD19825	P148	GD22968	P268
GD18954	P138	GD19440	P237	GD19832	P146	GD22974	P268
GD18954	P308	GD19448	P308	GD19833	P146	GD22974	P272
GD19001	P219	GD19460	P98	GD19834	P243	GD22975	P268
GD19002	P219	GD19461	P236	GD19842	P149	GD23002	P229
GD19003	P219	GD19462	P146	GD19852	P124	GD23773	P25
GD19007	P166	GD19462	P148	GD19856	P108	GD23774	P10
GD19007	P320	GD19465	P150	GD19856	P122	GD23774	P88
GD19008	P166	GD19465	P144	GD19858-01	P178	GD23995	P6
GD19076	P170	GD19468	P141	GD19864	P124	GD2423	P36
GD19076	P170	GD19469	P98	GD20035	P126	GD24386	P126
GD19077	P151	GD19470	P98	GD20036	P126	GD24545	P4
GD19079	P156	GD19480	P177	GD20037	P126	GD24545	P78
GD1908	P160	GD19482	P172	GD20060	P310	GD24754	P126
GD1908	P162	GD19483	P170	GD20094	P144	GD24879-01	P126
GD19080	P156	GD19484	P172	GD20095	P167	GD25007	P293
GD19085	P74	GD19491	P177	GD20104	P168	GD25189	P176
GD19087	P156	GD19508	P68	GD20105	P168	GD25522	P100
GD19089	P156	GD19508	P134	GD20122	P220	GD25522	P114
GD19090	P156	GD19508	P136	GD20123	P220	GD25522	P116
GD19123	P238	GD19509	P68	GD20156	P320	GD25522	P181
GD19129	P122	GD19509	P132	GD20165	P320	GD25568	P78
GD19186	P166	GD19509	P134	GD20166	P320	GD25569	P78
GD19225	P122	GD19509	P136	GD20167	P320	GD2558	P140
GD19249	P150	GD19517	P110	GD20168	P320	GD2558	P144
GD19261	P224	GD19587	P163	GD20282	P128	GD2558	P146
GD19274	P260	GD19587	P160	GD20282	P130	GD2558	P148
GD19275	P260	GD19588	P163	GD20469	P321	GD2558	P164
GD19292	P45	GD19596	P74	GD20923	P126	GD2558	P312
GD19316	P224	GD19597	P74	GD20928	P110	GD25644	P111
GD19330	P166	GD19599	P74	GD21080	P124	GD2597	P174
GD19331	P166	GD19606	P177	GD21094	P167	GD26146	P20
GD19332	P166	GD19639	P122	GD21142	P176	GD26288	P54
GD19333	P28	GD19639	P122	GD21143	P177	GD26288	P96
GD19353	P150	GD19639	P310	GD2117	P160	GD26293	P55
GD19358	P150	GD19655	P146	GD2117	P163	GD26593	P32
GD19359	P74	GD19656	P144	GD2117	P331	GD26598	P304
GD19360	P74	GD19658-01	P122	GD21274	P156	GD26803	P38
GD19366	P150	GD19658-07	P108	GD21278	P98	GD26970	P90
GD19366	P144	GD19659-01	P122	GD21278	P111	GD26970	P92
GD19382	P150	GD19661-01	P177	GD21300	P111	GD26973	P48
GD19383-01	P167	GD19662	P214	GD21337	P8	GD26973	P50
GD19383-03	P194	GD19690-03	P126	GD21540	P174	GD26989	P298
GD19383-03	P196	GD19690-04	P126	GD2169	P168	GD27019	P292
GD19388	P166	GD19696	P110	GD2199	P324	GD27190	P298
GD19393	P312	GD19696	P122	GD2199	P160	GD27201	P170
GD19401	P312	GD19783	P166	GD2199	P162	GD2721	P176
GD19413	P150	GD19790	P28	GD22200	P292	GD2721	P321
GD19413	P144	GD19793	P167	GD22691	P234	GD27232	P230
GD19422	P310	GD19798	P138	GD22695	P44	GD27233	P214
GD19423	P310	GD19812	P177	GD22696	P44	GD27234	P229
GD19430	P146	GD19825	P146	GD22965	P256	GD27237	P216

Part No.	Page	Part No.	Page	Part No.	Page	Part No.	Page
GD27607	P126	GD30263	P229	GD35311	P246	GD35836	P12
GD27654	P256	GD30264	P229	GD35311	P248	GD35836	P94
GD2829	P256	GD30500	P242	GD35314	P249	GD35837	P12
GD28354	P292	GD30570	P102	GD35339	P142	GD35837	P94
GD28363	P292	GD30570	P103	GD35340	P142	GD35838	P12
GD28390	P4	GD30571	P239	GD35349	P12	GD35838	P94
GD28515	P44	GD30725	P16	GD3537-18	P144	GD35844	P126
GD28631	P32	GD30725	P48	GD35381	P204	GD35857	P126
GD29315	P102	GD30725	P50	GD35381	P206	GD35858	P134
GD29315	P103	GD30726	P12	GD35381	P208	GD35926	P246
GD29315	P210	GD30726	P283	GD35404	P274	GD35971	P216
GD29315	P239	GD30726	P298	GD35404	P275	GD35971	P218
GD29318	P209	GD30882	P110	GD35420	P283	GD3612	P4
GD29318	P239	GD31424	P104	GD35422	P239	GD3612	P82
GD29318	P249	GD31424	P105	GD35434	P108	GD3623	P310
GD29319	P102	GD31424	P106	GD35435	P108	GD36264	P21
GD29319	P103	GD31466	P304	GD35443	P186	GD36277	P36
GD29319	P209	GD31511	P177	GD35443	P188	GD36333	P44
GD29319	P210	GD31518	P163	GD35444	P16	GD36388	P12
GD29319	P211	GD31518	P160	GD35449	P12	GD36388	P94
GD29319	P249	GD31519	P160	GD35449	P94	GD36660	P140
GD29321	P102	GD31519	P163	GD35449	P96	GD36660	P144
GD29321	P103	GD3180-30	P6	GD35459	P52	GD36680	P292
GD29321	P209	GD3180-30	P84	GD35465	P296	GD36681	P292
GD29321	P210	GD3180-34	P176	GD35471	P71	GD36682	P292
GD29321	P211	GD32092	P256	GD35471	P78	GD36709	P18
GD29321	P239	GD32368	P140	GD35472	P71	GD36713	P18
GD29321	P252	GD32503	P150	GD35472	P78	GD36820	P292
GD29321	P253	GD33756	P296	GD35493	P272	GD36821	P292
GD29339	P132	GD33757	P296	GD35572	P274	GD36822	P292
GD29413	P12	GD33758	P272	GD35572	P275	GD36856	P16
GD29413	P94	GD33758	P296	GD35574	P283	GD36860	P16
GD29413	P134	GD33759	P272	GD35609	P12	GD36866	P181
GD29413	P136	GD33759	P296	GD35609	P54	GD36866	P186
GD29425	P32	GD34021-02	P30	GD35609	P94	GD36866	P188
GD29459	P78	GD3421	P150	GD35609	P96	GD36922	P28
GD2947	P36	GD34774	P32	GD35628	P94	GD36936	P60
GD2947	P38	GD34923	P299	GD35629	P12	GD36938	P60
GD29491	P44	GD34923	P320	GD35629	P54	GD36951	P54
GD29492	P44	GD35058	P12	GD35629	P94	GD36951	P96
GD29493	P38	GD35127	P142	GD35629	P96	GD36952-02	P54
GD29507	P24	GD35211	P90	GD35761	P140	GD36954	P64
GD29657	P32	GD35211	P92	GD35761	P144	GD36959	P66
GD2971-09	P140	GD35230	P90	GD35784-01	P30	GD36961	P55
GD2971-10	P36	GD35230	P92	GD35790	P256	GD36990	P16
GD2971-24	P88	GD35231	P90	GD35791	P272	GD37001	P126
GD2971-26	P108	GD35231	P92	GD35792	P272	GD37049	P124
GD2971-31	P16	GD35251	P212	GD35826	P248	GD37050	P124
GD29798	P4	GD35251	P236	GD35827	P246	GD3860	P256
GD29798	P134	GD35271	P250	GD35835	P246	GD3951	P310
GD2984	P331	GD35271	P251	GD35835	P248	GD4086	P100
GD30262	P293	GD35294	P111	GD35835	P248	GD4086	P116

Numerical Index

M0304-02

Model 3665

Part No.	Page	Part No.	Page	Part No.	Page	Part No.	Page
GD4086	P180	GD8224	P300	GR0434	P172	GR1037	P236
GD4230	P320	GD8238	P299	GR0528	P170	GR1037	P238
GD4632	P214	GD8239	P300	GR0594	P260	GR1037	P238
GD4887-16	P74	GD8247	P299	GR0664	P28	GR1037	P239
GD4887-17	P74	GD8276	P300	GR0761	P236	GR1037	P239
GD4887-18	P74	GD8276	P148	GR0761	P240	GR1037	P243
GD5173	P144	GD8460	P20	GR0761	P250	GR1037	P243
GD5625	P140	GD8739	P274	GR0761	P251	GR1045	P98
GD5752	P312	GD8739	P256	GR0763	P236	GR1045	P102
GD5753	P312	GD8740	P256	GR0763	P240	GR1045	P103
GD5857	P74	GD8741	P256	GR0764	P240	GR1045	P103
GD5857	P312	GD8778	P30	GR0764	P234	GR1045	P110
GD5857	P152	GD8893-01	P88	GR0911	P164	GR1045	P234
GD5857	P164	GD8893-07	P142	GR0912	P75	GR1045	P234
GD5949	P214	GD8893-11	P150	GR0912	P75	GR1045	P239
GD6291	P38	GD9093	P140	GR0912	P164	GR1045	P242
GD6291	P40	GD9120	P20	GR1037	P102	GR1045	P293
GD6291	P194	GD9120	P86	GR1037	P103	GR1045	P102
GD6291	P196	GD9254	P45	GR1037	P177	GR1045	P234
GD6291	P21	GD9529	P240	GR1037	P180	GR1045	P234
GD6291	P86	GD9529	P240	GR1037	P186	GR1045	P238
GD6291	P256	GD9530	P240	GR1037	P192	GR1104	P316
GD6553	P299	GD9530	P240	GR1037	P204	GR1112	P316
GD6825-13	P312	GD9695	P71	GR1037	P206	GR1116	P316
GD6825-9.875	P312	GD9695	P78	GR1037	P208	GR1118	P316
GD7079	P170	GD9724	P48	GR1037	P228	GR1120	P316
GD7089	P170	GD9724	P50	GR1037	P236	GR1123	P316
GD7089	P170	GD9896	P257	GR1037	P236	GR1124	P316
GD7137	P140	GD9905	P234	GR1037	P249	GR1134	P316
GD7147	P228	GM0304-01	P335	GR1037	P252	GR1290	P257
GD7148	P41	GM0304-02	P335	GR1037	P253	GR1292	P44
GD7258	P41	GPD-02M-04MB	P236	GR1037	P180	GR1292	P256
GD7318	P25	GPR1094	P335	GR1037	P180	GR1363	P256
GD7318	P236	GR0146MPP	P334	GR1037	P180	GR1364	P256
GD7426	P74	GR0150	P174	GR1037	P184	GR1389	P316
GD7803	P45	GR0151	P174	GR1037	P184	GR1414	P263
GD7804	P45	GR0188	P299	GR1037	P184	GR1415	P263
GD7817-18	P79	GR0193	P150	GR1037	P214	GR1445	P236
GD7864	P170	GR0193	P160	GR1037	P216	GR1465	P90
GD7864	P170	GR0193	P162	GR1037	P216	GR1465	P92
GD7889	P312	GR0193	P164	GR1037	P218	GR1465	P251
GD7900	P299	GR0196	P36	GR1037	P218	GR1465	P228
GD7904-02	P300	GR0196	P78	GR1037	P220	GR1465	P229
GD7907	P300	GR0196	P164	GR1037	P221	GR1466	P98
GD7907	P320	GR0196	P134	GR1037	P224	GR1466	P98
GD7908	P299	GR0196	P136	GR1037	P224	GR1466	P102
GD7912	P300	GR0196	P8	GR1037	P225	GR1466	P103
GD7962	P299	GR0201	P164	GR1037	P229	GR1466	P186
GD8188	P140	GR0270	P172	GR1037	P230	GR1466	P192
GD8189	P140	GR0367	P150	GR1037	P234	GR1466	P204
GD8189	P140	GR0375	P160	GR1037	P234	GR1466	P209
GD8189	P144	GR0375	P162	GR1037	P236	GR1466	P209

Part No.	Page	Part No.	Page	Part No.	Page	Part No.	Page
GR1466	P209	GR1598	P225	GR1951	P156		
GR1466	P210	GR1598	P230	GR1960	P110		
GR1466	P210	GR1708	P309	GR1961	P111		
GR1466	P211	GR1708	P310	GR1965	P111		
GR1466	P236	GR1708	P308	GR1966	P111		
GR1466	P236	GR1709	P309	GR1967	P111		
GR1466	P241	GR1709	P310	GR1968	P111		
GR1466	P242	GR1709	P308	GR1968	P111		
GR1466	P242	GR1736	P98	GR1969	P111		
GR1466	P242	GR1736	P111	GR1977	P111		
GR1466	P248	GR1736	P260	GR1978	P111		
GR1466	P249	GR1777	P98	GR1979	P111		
GR1466	P293	GR1777	P111	GR2000	P110		
GR1466	P184	GR1777	P122	GR2003	P316		
GR1466	P234	GR1778	P156	GR2025	P194		
GR1466	P236	GR1790	P152	GR2041	P102		
GR1466	P236	GR1795	P316	GR2041	P237		
GR1466	P236	GR1797	P316	GR2041	P238		
GR1466	P237	GR1799	P316	GR2043	P236		
GR1467	P103	GR1801	P316	GR2109	P111		
GR1467	P110	GR1802	P316	GR2126	P292		
GR1467	P194	GR1804	P316	GR2127MPP	P334		
GR1467	P196	GR1805	P316	GR2152	P139		
GR1467	P204	GR1806	P316	GR2153	P139		
GR1467	P206	GR1808	P316	GR2154	P28		
GR1467	P209	GR1838	P264	GR2179	P110		
GR1467	P210	GR1839	P264	GR2185	P316		
GR1467	P211	GR1842MPP	P334	GR2217	P334		
GR1467	P102	GR1843	P156	GR2233	P156		
GR1467	P122	GR1846	P237	GR2240MPP	P334		
GR1517	P218	GR1848	P28	GR2241MPP	P334		
GR1517	P216	GR1917	P314	GR2279	P264		
GR1517	P224	GR1918	P314	GR2287	P250		
GR1519	P228	GR1919	P308	GR2287	P251		
GR1533	P318	GR1921	P156	GR2312	P209		
GR1535	P318	GR1923	P256	GR2312	P210		
GR1540	P318	GR1924	P218	GR2312	P211		
GR1541	P318	GR1924	P216	GR2314	P98		
GR1542	P318	GR1925	P229	GR2314	P100		
GR1543	P316	GR1926	P220	GR2333	P100		
GR1543	P318	GR1927	P224	GR2361	P246		
GR1544	P318	GR1928	P221	GR2361	P248		
GR1545	P318	GR1929	P219	GR2362	P231		
GR1559	P318	GR1930	P214	GR2363	P231		
GR1561	P318	GR1936	P220	GR2368	P246		
GR1566	P318	GR1939	P237	GR2368	P248		
GR1567	P318	GR1941	P309	GR2382	P292		
GR1568	P318	GR1941	P310	GR2383	P196		
GR1569	P28	GR1941	P308				
GR1570MPP	P334	GR1943	P156				
GR1574	P318	GR1947	P117				
GR1575	P318	GR1947	P118				