



**ROW UNIT**

Pull Row Unit Assembly . . . . . P1  
 Shank Assembly, Seed Tube, and Depth Adjustment . . . . . P3  
 Pneumatic Down Pressure Package Option . . . . . P5  
 Parallel Arms, Mounting Support Plate, and Quick Adjustable Down Force Springs Option . . . . . P7  
 Ag Leader Electric Clutch . . . . . P9  
 Blue Drive Row Unit . . . . . P11  
 15" Seed Opener Disc Blade/Bearing Assembly and Scrapers . . . . . P13  
 Gauge Wheels . . . . . P15  
 "V" Closing Wheels . . . . . P17  
 Hopper Support and Meter Drive . . . . . P19  
 Row Unit Idler . . . . . P21  
 Seed Hopper and Lid . . . . . P22  
 Finger Pickup Seed Meter . . . . . P23  
 Brush-Type Seed Meter 2.0 . . . . . P25  
 Vacuum Seed Meter . . . . . P27  
 Granular Chemical . . . . . P29  
 Granular Chemical Hopper and Hopper Panel Extension . . . . . P31  
 Granular Chemical Meter and Meter Drive . . . . . P32  
 Row Unit Mounted No Till Coulter . . . . . P34  
 Coulter Mounted Residue Wheels . . . . . P35  
 Coulter Mounted Residue Wheel W/Treader . . . . . P37  
 True Speed Row Unit . . . . . P39  
 True Speed Seed Delivery System W/Driver . . . . . P41  
 True Speed Seed Delivery System Assembly . . . . . P43  
 True Speed Seed Meter . . . . . P47  
 True Speed Meter Housing . . . . . P49  
 True Speed Meter Cover . . . . . P51  
 True Speed Mini-Hopper . . . . . P53

**SPLIT ROW**

Push Row Unit Assembly . . . . . P55  
 Parallel Arms and Face Plate (Split Row) . . . . . P57  
 Shank and Depth Adjustment (Split Row) . . . . . P59  
 Pneumatic Down Pressure Package (Split Row) . . . . . P63  
 Interplant Push Row Unit Drive . . . . . P65  
 Clutch Sprocket Assembly . . . . . P67  
 Split Row Blue Drive . . . . . P69  
 Split Row True Speed . . . . . P71

**VACUUM SYSTEM**

Vacuum Fan Assembly, 6 Row . . . . . P73  
 Vacuum Fan Assembly, 8 Row (Bulk Fill) . . . . . P75  
 Vacuum Fan Assembly, 8 Row (Blue Drive) . . . . . P77

Vacuum Fan Hydraulic Components, 6 Row . . . . . P79  
 Vacuum Fan Hydraulic Components, 8 Row . . . . . P81  
 Vacuum Fan Hydraulic Motor Assembly, 6 Row . . . . . P83  
 Optional Flow Control Needle Valve Kit . . . . . P84  
 Vacuum Fan Motor Valve Block Assembly (Located Below Vacuum Fan Motor Assembly), 6 Row . . . . . P85  
 Manifolds and Distribution Hoses, 6 Row . . . . . P87  
 Manifolds and Distribution Hoses, 8 Row . . . . . P89

**BULK FILL**

Bulk Fill Fan Mounts and Catwalk . . . . . P91  
 Bulk Fill Fan Manifold . . . . . P93  
 Bulk Fill Fan Hydraulic Components (Mechanical) . . . . . P95  
 Bulk Fill Fan Hydraulic Components (Vacuum) . . . . . P97  
 Bulk Fill Fan System, Bulk Fill . . . . . P99  
 Bulk Fill Fan System, Blue Drive . . . . . P100  
 Bulk Fill Distribution Hoses . . . . . P101  
 Even-Row . . . . . P101  
 Bulk Fill Distribution Hoses . . . . . P102  
 Entrainer Assembly . . . . . P103  
 Bulk Fill Tank Assembly . . . . . P105  
 Bulk Fill Scale Package (2023 Production and On) . . . . . P107  
 Mechanical Row Unit, Bulk Fill . . . . . P109  
 Vacuum Row Unit, Bulk Fill . . . . . P111  
 Split Row Unit, Bulk Fill . . . . . P113

**BASE MACHINE**

Inner Hitch . . . . . P115  
 Safety Chain . . . . . P116  
 2-Point Hitch Option . . . . . P117  
 Outer Hitch . . . . . P119  
 Frame Assembly . . . . . P121  
 Axle/Pivot and Wheel Assembly . . . . . P124  
 Rock Guards . . . . . P127  
 Implement Switch . . . . . P128  
 Contact Wheel and Arm Assembly . . . . . P129  
 Driveline . . . . . P131  
 Seed Rate Transmission Assembly . . . . . P132  
 Pneumatic Down Pressure Control Box, Sending Unit, and Harnesses . . . . . P135  
 Pneumatic Down Pressure Air Compressor, Dual Solenoid Assembly, Tubing, and Fittings . . . . . P137  
 Row Marker Assembly, Two-Fold Low Profile, 6 Row 30" (Conventional) . . . . . P139  
 Row Marker Assembly, Two-Fold Low Profile, 8 Row 30" (Conventional) . . . . . P141  
 Row Marker W/Mounts, 8 Row 30" (Bulk Fill) . . . . . P143  
 Row Marker Assembly, 8 Row 30" (Bulk Fill) . . . . . P145

Row Marker Spindle/Hub/Blade . . . . . P147

Planter Hydraulic System, Row Hoppers (6 Row) . . . . . P149

Planter Hydraulic System, Row Hoppers (8 Row) . . . . . P151

Planter Hydraulic System, Bulk Fill . . . . . P153

Planter Hydraulic System, Blue Drive . . . . . P155

Planter Hydraulic System, True Depth . . . . . P159

PTO Pump Drive and Oil Cooler Option, 6 Row . . . . . P161

PTO Pump Drive and Oil Cooler -  
Single Stage, 8 Row . . . . . P164

PTO Pump Drive and Oil Cooler -  
Dual Stage, 8 Row . . . . . P167

PTO Pump Drive and Oil Cooler Schematic -  
Dual Stage, 8 Row . . . . . P169

Hydraulic Down Force Hoses and Fittings, 8 Row Pull Units  
(True Rate/Bulk Fill/Blue Drive) . . . . . P171

Hydraulic Down Force Hoses and Fittings, 8 Row Push Units  
(True Rate/Bulk Fill/Blue Drive) . . . . . P173

Rotation Cylinder . . . . . P175

Transport Latch Cylinder, All Sizes . . . . . P175

Lift Cylinder, Conventional . . . . . P177

Lift Cylinder, Bulk Fill . . . . . P179

Row Marker Cylinder . . . . . P181

Stroke Limiter Valve, Bulk Fill . . . . . P183

Hydraulic Down Force Cylinder . . . . . P185

Down Force Manifold Block . . . . . P186

Selector Valve . . . . . P187

Stroke Limiter Valve, Conventional . . . . . P187

Row Marker Sequencing/Flow Control Valve . . . . . P188

Bulk Fill/Vacuum Anti-Cavitation Check Valve Block . . . . . P189

Row Unit Control Block, Pull Row Units . . . . . P190

Row Unit Control Block, Push Row Units . . . . . P191

PTO Pump Hydraulic Valve Block  
(Bulk Fill/Blue Drive) . . . . . P192

PTO Pump Block Assembly . . . . . P193

Vacuum Valve Block, Blue Drive . . . . . P194

Blue Drive Bulk Fill Fan Block . . . . . P195

PTO Pump Block Assembly . . . . . P196

**ELECTRONICS**

Electrical Components . . . . . P197

LED Work Lights . . . . . P199

KPM III Electronic Seed Monitor . . . . . P201

Ag Leader PMM . . . . . P203

Ag Leader Electric Clutch . . . . . P205

InCommand Display . . . . . P206

Ag Leader Interconnect Schematic . . . . . P207

Shaft Rotation Sensor . . . . . P209

Blue Drive Interconnect Schematic (True Rate) . . . . . P211

Blue Drive Ethernet Interconnect Schematic  
(True Rate) . . . . . P215

Blue Drive Interconnect Schematic (True Speed) . . . . . P217

Blue Drive Ethernet Interconnect Schematic  
(True Speed) . . . . . P221

Power Pack Assembly . . . . . P223

Blue Vantage Display . . . . . P225

Vacuum/Bulk Fill Pressure Sensor,  
Ground Contact Drive . . . . . P227

Vacuum/Bulk Fill Pressure Sensor, Blue Drive . . . . . P229

Camera . . . . . P231

PTO Package Electrical Schematic . . . . . P233

**FERTILIZER**

HD Single Disc Fertilizer Opener  
(Blade and Drop Tube) . . . . . P235

Notched Single Disc Fertilizer Opener . . . . . P237

Depth/Gauge Wheel Attachment for  
Notched Single Disc Fertilizer Opener . . . . . P241

Dry Fertilizer Transmission Assembly . . . . . P243

Dry Fertilizer Hopper and Mounts . . . . . P247

Liquid Fertilizer Tanks, Saddles, Mounts,  
Hoses, and Fittings . . . . . P249

Liquid Fertilizer Piston Pump Mounting Brackets and  
Driveline . . . . . P251

Liquid Fertilizer Piston Pump Uses 18 Tooth Sprocket . . . . . P253

Liquid Fertilizer Piston Pump Flow Divider . . . . . P255

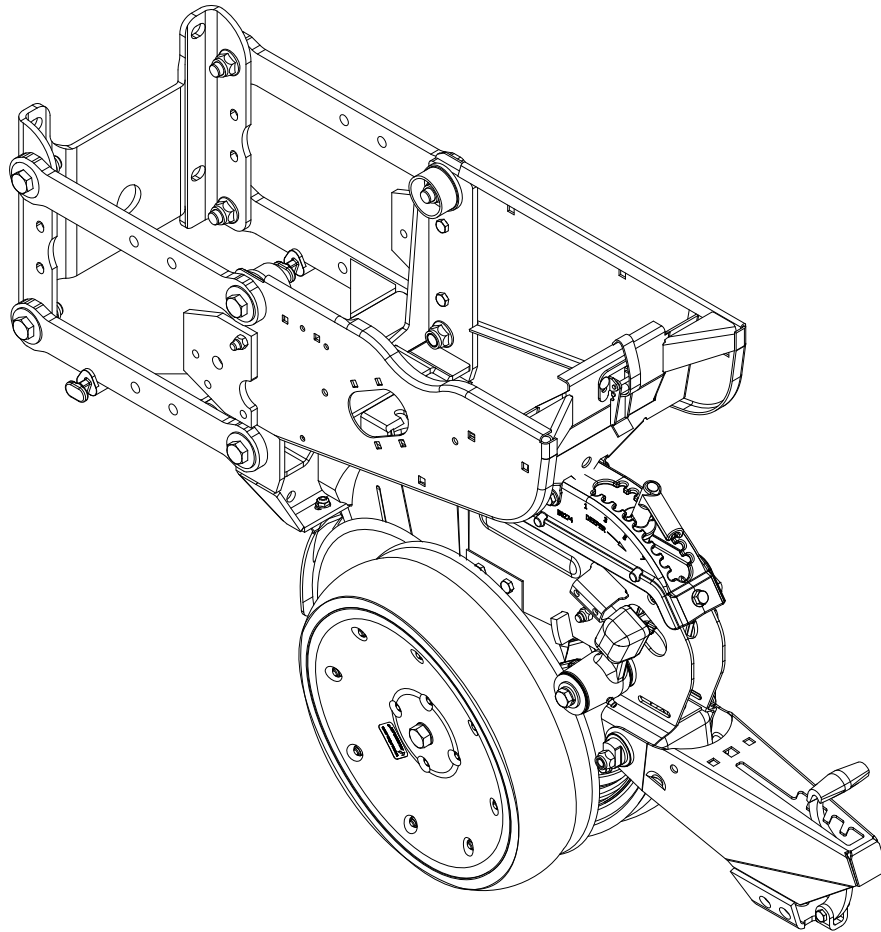
Liquid Fertilizer Tube In Furrow . . . . . P257

Rear Trailer Hitch . . . . . P259

**DECALS, PAINT, AND MISCELLANEOUS . . . . . P261**

**NUMERICAL INDEX . . . . . P274**

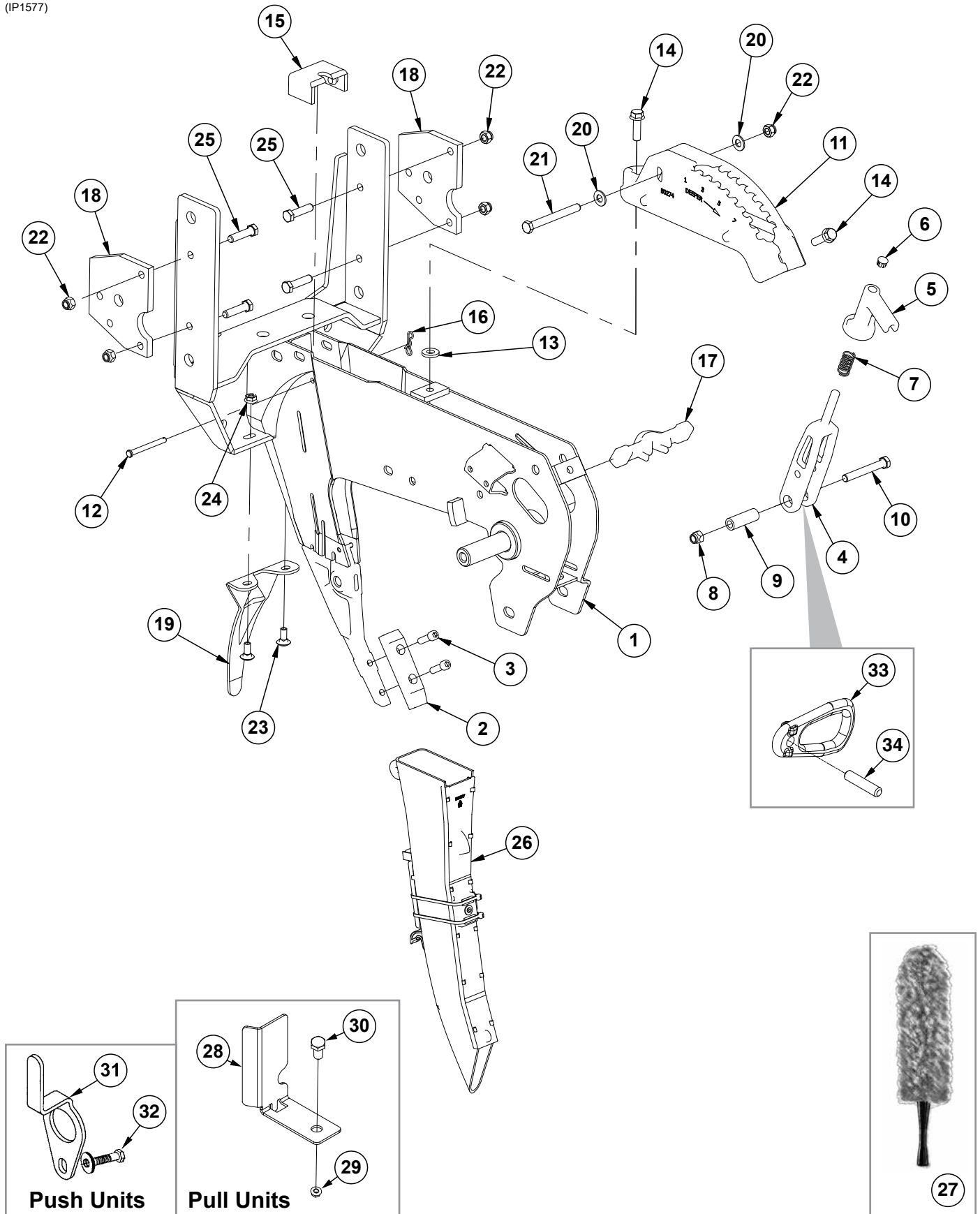
**NOTE: Row unit assembly does not include the following: seed meter assembly, seed tube assembly, row unit hopper assembly, closing wheels, or seed meter clutch.**



ITEM	PART NO.	QTY. (Per Row)	DESCRIPTION
1	G10502X	1	Pull Row Unit Assembly, Standard Gauge Wheel
2	G10984X	1	Pull Row Unit Assembly, Spoked Gauge Wheel
3	G10920X	1	Pull Row Unit Assembly, Standard Gauge Wheel (True Speed)
4	G10921X	1	Pull Row Unit Assembly, Spiked Gauge Wheel (True Speed)

**This page left blank intentionally.**

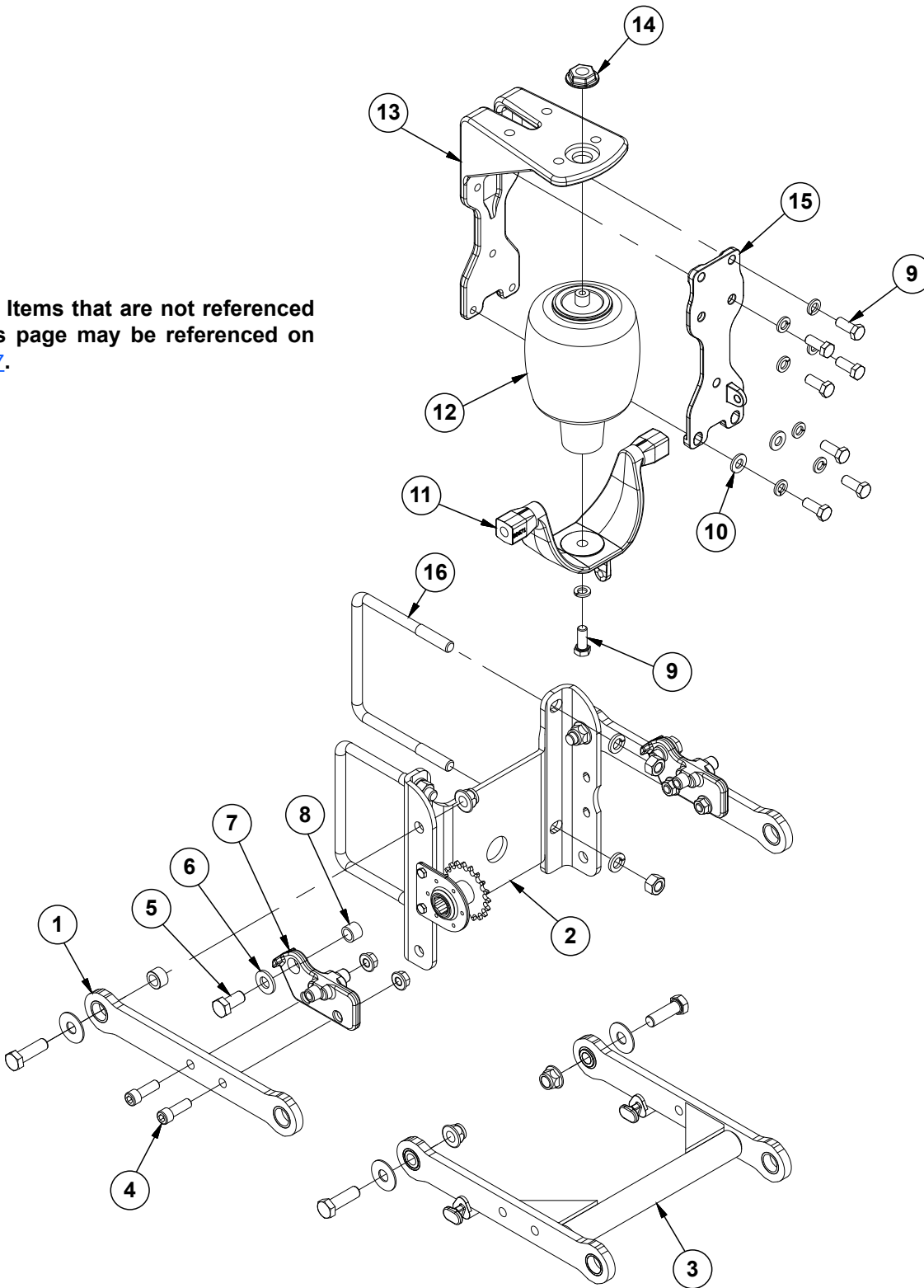
(IP1577)



ITEM	PART NO.	QTY. (Per Row)	DESCRIPTION
1	GA10157 GD11001 G10438	1 - -	Shank W/Gauge Wheel Pivot Spindle and Set Screw Spindle Hex Head Cap Screw, 1/2"-13 x 3/4"
2	G10038601	1	Scraper
3	G10912	2	Hex Socket Head Cap Screw, 5/16"-18 x 1", Grade 8
4	GB0267	1	Lever, Depth Adjustment
5	GB0266	1	Handle, Depth Adjustment
6	GD3612	1	Cap Plug
7	GD10993	1	Spring
8	G11591	1	Hex Lock Nut, 3/8"-24, Grade C
9	GD11259	1	Sleeve, 3/8" I.D. x 5/8" O.D. x 1 <sup>25</sup> / <sub>32</sub> " Long
10	G11592	1	Hex Head Cap Screw, 3/8"-24 x 2 <sup>3</sup> / <sub>4</sub> ", Grade 8
11	GB0274	1	Cover, Depth Adjustment
12	G10551	1	Clevis Pin, 1/4" x 2 1/2"
13	G10207	1	Washer, 7/8" O.D. x 1 <sup>3</sup> / <sub>32</sub> " I.D. x .134" (If Applicable)
14	G11015	2	Hex Washer Head Cap Screw, 3/8"-16 x 1 <sup>1</sup> / <sub>4</sub> "
15	GD16245	1	Sun Shade (Rubber)
16	G10122301	1	Bow Tie Cotter Pin
17	GB0265	1	Pivot Link, Depth Adjustment
18	GD24545	2	Row Unit Stop
19	GD28390	1	Shield
20	G11387	2	Flat Washer, 3/8" SAE
21	G10061	1	Hex Head Cap Screw, 3/8"-16 x 3 1/2"
22	G10108	4	Lock Nut, 3/8"-16
23	G10312	2	Carriage Bolt, 5/16"-18 x 3/4"
24	G10620	2	Serrated Flange Nut, 5/16"-18
25	G10003	3	Hex Head Cap Screw, 3/8"-16 x 1 <sup>1</sup> / <sub>2</sub> "
26	A21515 G10745401	1 1	Seed Tube Assembly ( <b>Non-Stock Sub to G10745401</b> ) Seed Tube Assembly
27	G10475701	1	Seed Tube Brush, Microfiber
28	GD29798	1	Chain Guard
29	G10071	1	Serrated Flange Nut, 1/2"-13
30	G10014	1	Hex Head Cap Screw, 1/2"-13 x 1"
31	G10180301	1	Hose Guide, Push Units
32	G10047 G11387 G10108	1 2-3 1	Hex Head Cap Screw, 3/8"-16 x 1 <sup>3</sup> / <sub>4</sub> " Flat Washer, 3/8" SAE Lock Nut, 3/8"-16
33	GB0285 GA27146	1	Collar, Depth Adjustment (Non-Blue Vantage) Collar, Depth Adjustment (Blue Vantage)
34	G10402701	1	Pin, 3/8" x 1 <sup>2</sup> / <sub>3</sub> "

(IP1640)

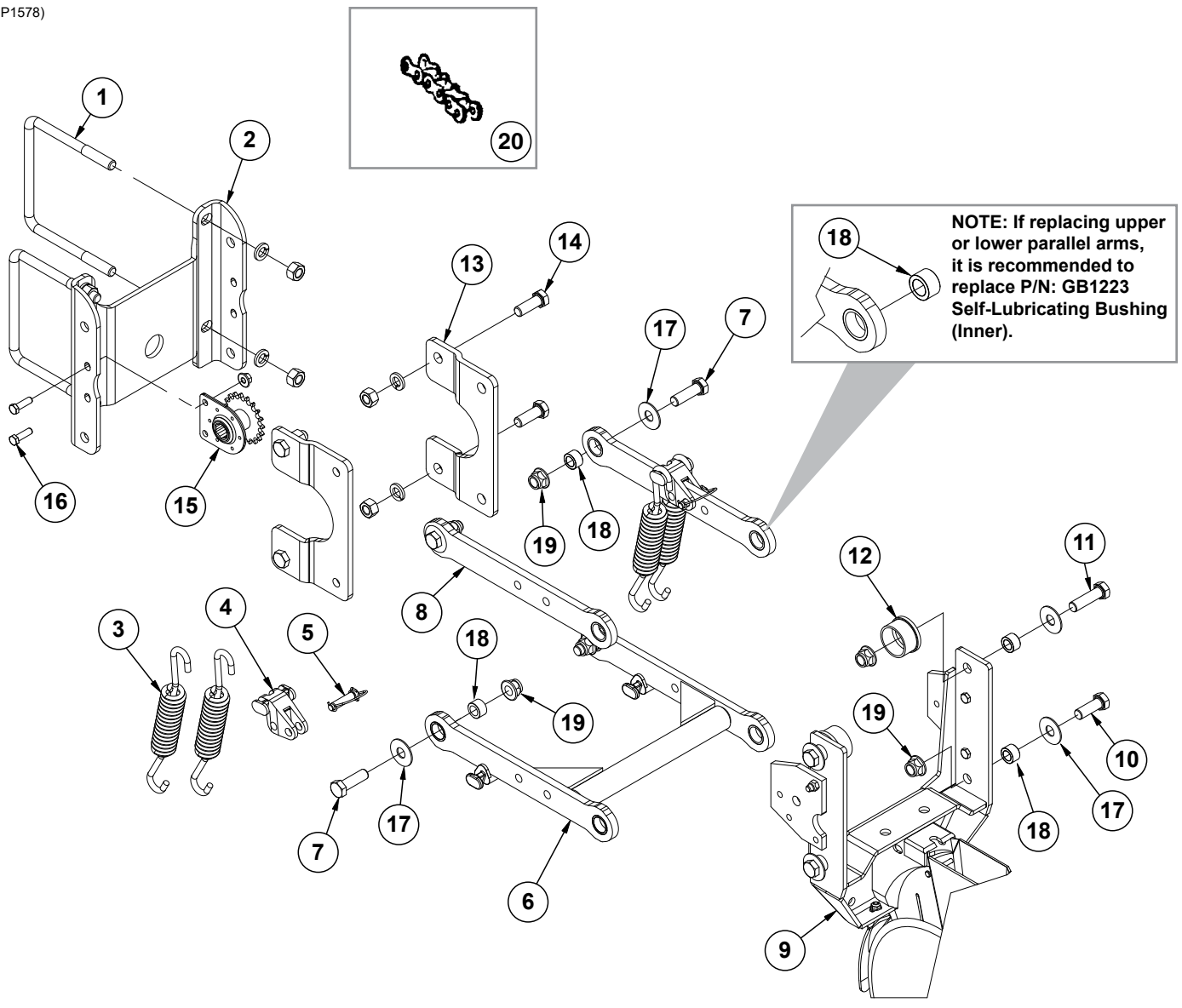
**NOTE:** Items that are not referenced on this page may be referenced on [page P7](#).





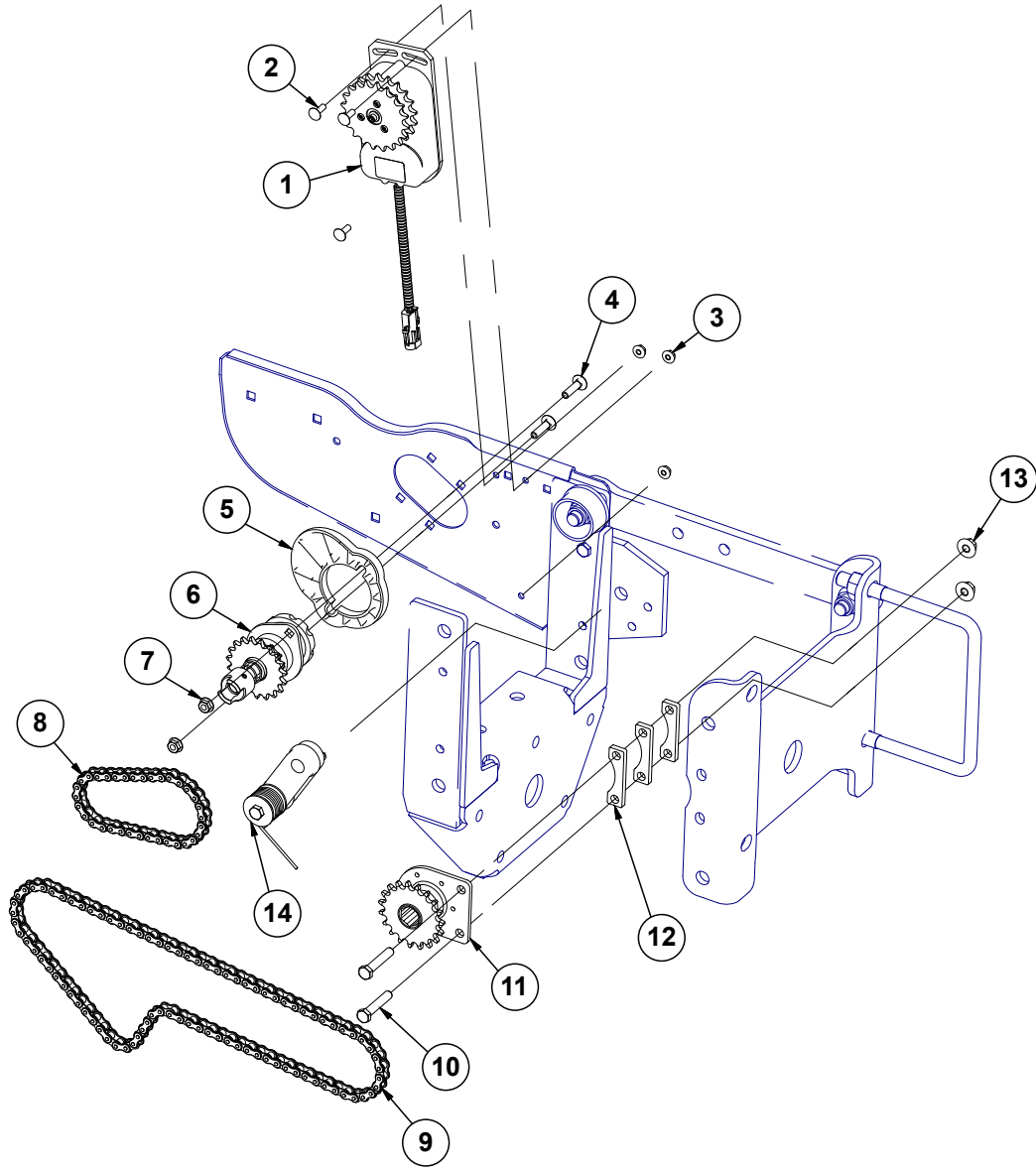
ITEM	PART NO.	QTY. (Per Row)	DESCRIPTION
1	---	2	<a href="#">See "Parallel Arms, Mounting Support Plate, and Quick Adjustable Down Force Springs Option" on page P7</a>
2	GD10036	1	Mounting Support Plate
3	---	1	<a href="#">See "Parallel Arms, Mounting Support Plate, and Quick Adjustable Down Force Springs Option" on page P7</a>
4	G11220	4	Hex Socket Cap Screw, 1/2"-13 x 1 1/2"
	G10071	4	Serrated Flange Nut, 1/2"-13
5	G11018	2	Hex Head Cap Screw, 5/8"-18 x 1 1/4"
6	G11391	2	Flat Washer, 5/8" SAE
7	GB0395	2	Bracket
8	GD3180-30	2	Sleeve, 7/8" O.D. x 5/8" I.D. x 2 1/32"
9	G10037	8	Hex Head Cap Screw, 1/2"-13 x 1 1/4"
	G10228	8	Lock Washer, 1/2"
10	G11389	2	Flat Washer, 1/2" SAE
11	GD23995	1	Saddle
12	GA11982	1	Air Spring Assembly
13	GB0396	1	Head Mount
14	GB0397	1	Shoulder Nut, 3/4"-16
15	GB0393	1	Plate
16	---	---	<a href="#">See "Parallel Arms, Mounting Support Plate, and Quick Adjustable Down Force Springs Option" on page P7</a>

(IP1578)



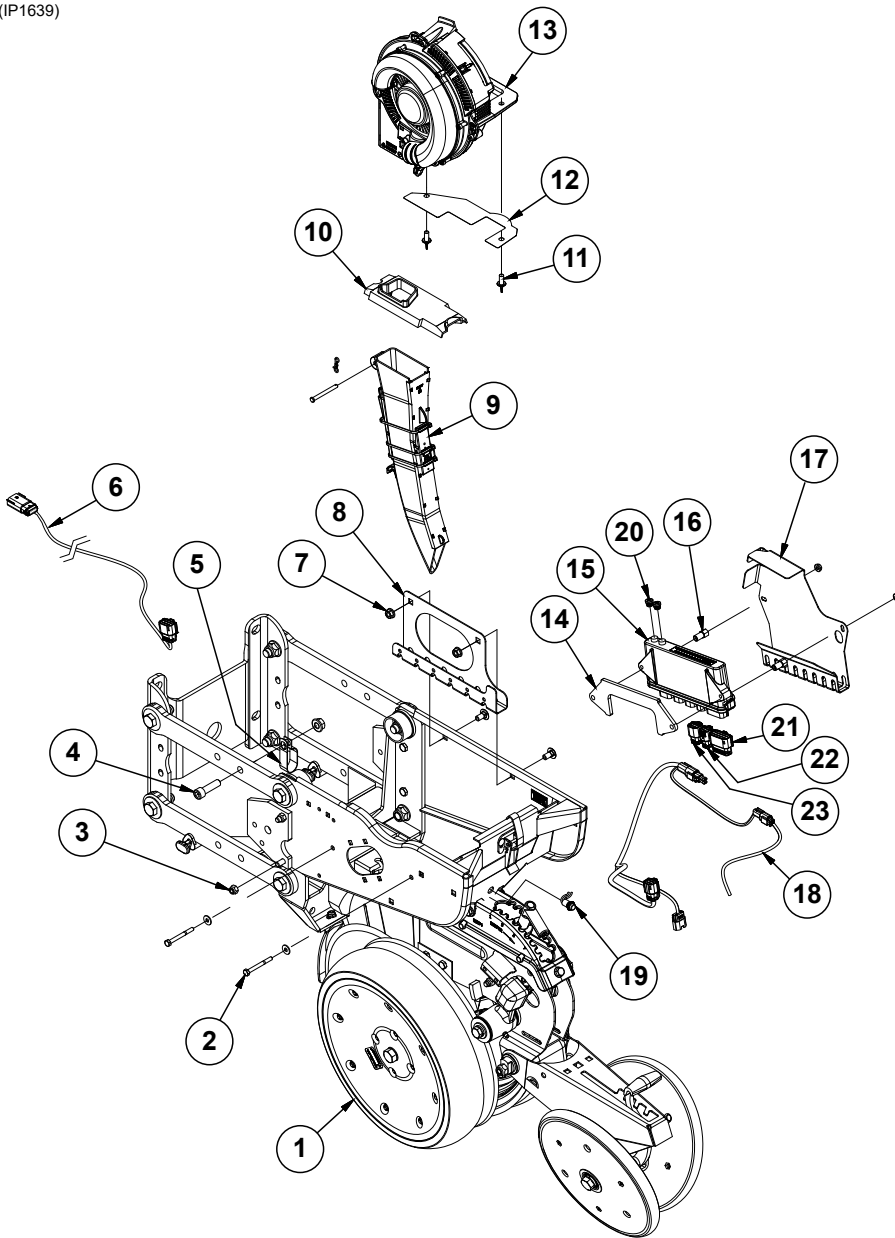
ITEM	PART NO.	QTY. (Per Row)	DESCRIPTION
1	GD1113	2	U-Bolt, 5" x 7" x 5/8"-11
	G10230	4	Lock Washer, 5/8"
	G10104	4	Hex Nut, 5/8"-11
2	GD10036	1	Mounting Support Plate
3	GD21337	4	Heavy Duty Down Pressure Spring
4	GB0186	2	Spring Anchor
5	GD14217	2	Tab Lock Pin, 7/16" x 1 1/2"
6	G10011201	1	Lower Parallel Arm Assembly
	GB1224		Self-Lubricating Bushing, 1 1/4" O.D. x 1" I.D. x 1/2" (Included in G10011201)
7	G10732	4	Hex Head Cap Screw, 5/8"-18 x 2"
8	G10011101	2	Upper Parallel Arm Assembly
	GB1224	2	Self-Lubricating Bushing, 1 1/4" O.D. x 1" I.D. x 1/2" (Included in G10011101)
9	---	1	<a href="#">See "Shank Assembly, Seed Tube, and Depth Adjustment" on page P3</a>
10	G10751	2	Hex Head Cap Screw, 5/8"-18 x 1 3/4"
11	G10752	2	Hex Head Cap Screw, 5/8"-18 x 2 1/4"
12	GB0314	2	Hopper Mount
13	GB0366	2	Extension Bracket
14	G10751	4	Hex Head Cap Screw, 5/8"-11 x 1 3/4"
	G11976	4	Flat Washer, 5/8" x 1 3/4"
	G11514	4	Non-Serrated Flange Locknut, 5/8"-18
15	GA1720	1	Bearing/Sprocket, 7/8" Hex Bore
16	G10004	2	Hex Head Cap Screw, 3/8"-16 x 1 1/4"
	G11091	2	Serrated Flange Nut, 3/8"-16
17	G11976	8	Flat Washer, 5/8" x 1 3/4"
18	GB1223	8	Self-Lubricating Bushing
19	G11514	8	Lock Nut, 5/8"-18
20	G3303-98	1	Chain, No. 41, 98 Pitch Including Connector Link (Mechanical)
	G3303-108	1	Chain, No. 41, 108 Pitch Including Connector Link (Vacuum)
	G3303-16	1	Chain, No. 41, 16 Pitch Including Connector Link (Used W/Row Unit Extension Brackets)
	GR0196	-	Connector Link, No. 41
A	G6325X	-	U-Bolt Package For 5" x 7" Toolbar, Includes: (2) GD1113, (4) G10230, (4) G10104
B	G1K758	-	Pull Row Unit Parallel Arm Kit, Includes: (2) G10011101, (1) G10011201, (8) GB1223, (8) G11976, (4) G10732, (2) G10751, (2) G10752, (8) G11514, (1) IS1066

(IP1664)



ITEM	PART NO.	QTY. (Per Row)	DESCRIPTION
1	GA16374	1	Electric Clutch
2	G10310	3	Carriage Bolt, 1/4"-20 x 3/4", Grade 2
3	G10621	3	Serrated Flange Nut, 1/4"-20
4	G10338	2	Carriage Bolt, 5/16"-18 x 1 1/4"
5	G11013001	1	Clutch Adapter Plate
6	GA10151	1	Seed Meter Clutch Assembly, 11/19 Tooth (Mechanical) Shown
	GA20640	-	Seed Meter Clutch Assembly, 11/28 Tooth (Vacuum)
7	G10620	2	Serrated Flange Nut, 5/16"-18
8	G3303-34	1	Chain, No. 41, 34 Pitch Including Connector Link (Mechanical)
	G3303-44	-	Chain, No. 41, 44 Pitch Including Connector Link (Vacuum)
9	G3303-88	1	Chain, No. 41, 88 Pitch Including Connector Link (Pull Row Unit) Shown
	G3303-103	4	Chain, No. 41, 103 Pitch Including Connector Link (4 Center Row Units Only)
10	G10048	2	Hex Head Cap Screw, 3/8"-16 x 2"
11	GA1720	1	Bearing/Sprocket, 7/8" Hex Bore
12	GD23774	3	Spacer
13	G11091	2	Serrated Flange Nut, 3/8"-16
14	---	1	<a href="#">See "Row Unit Idler" on page P21</a>

(IP1639)



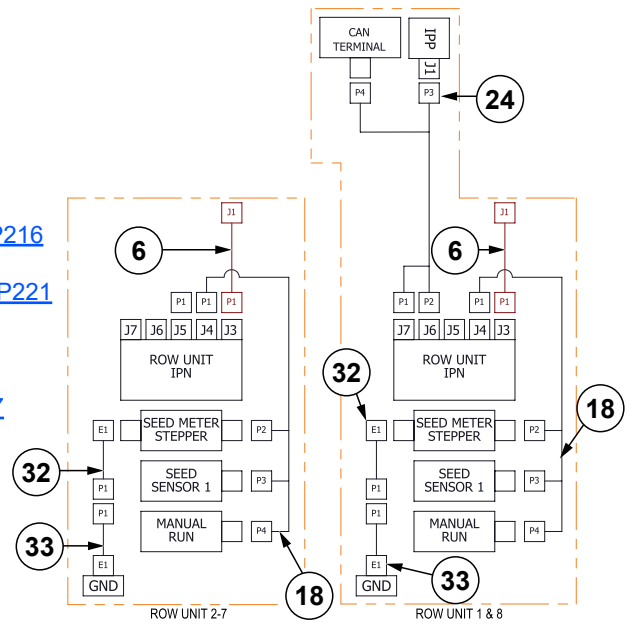
**For Additional Information:**

[See "Blue Drive Ethernet Interconnect Schematic \(True Rate\)" on page P216](#)

[See "Blue Drive Ethernet Interconnect Schematic \(True Speed\)" on page P221](#)

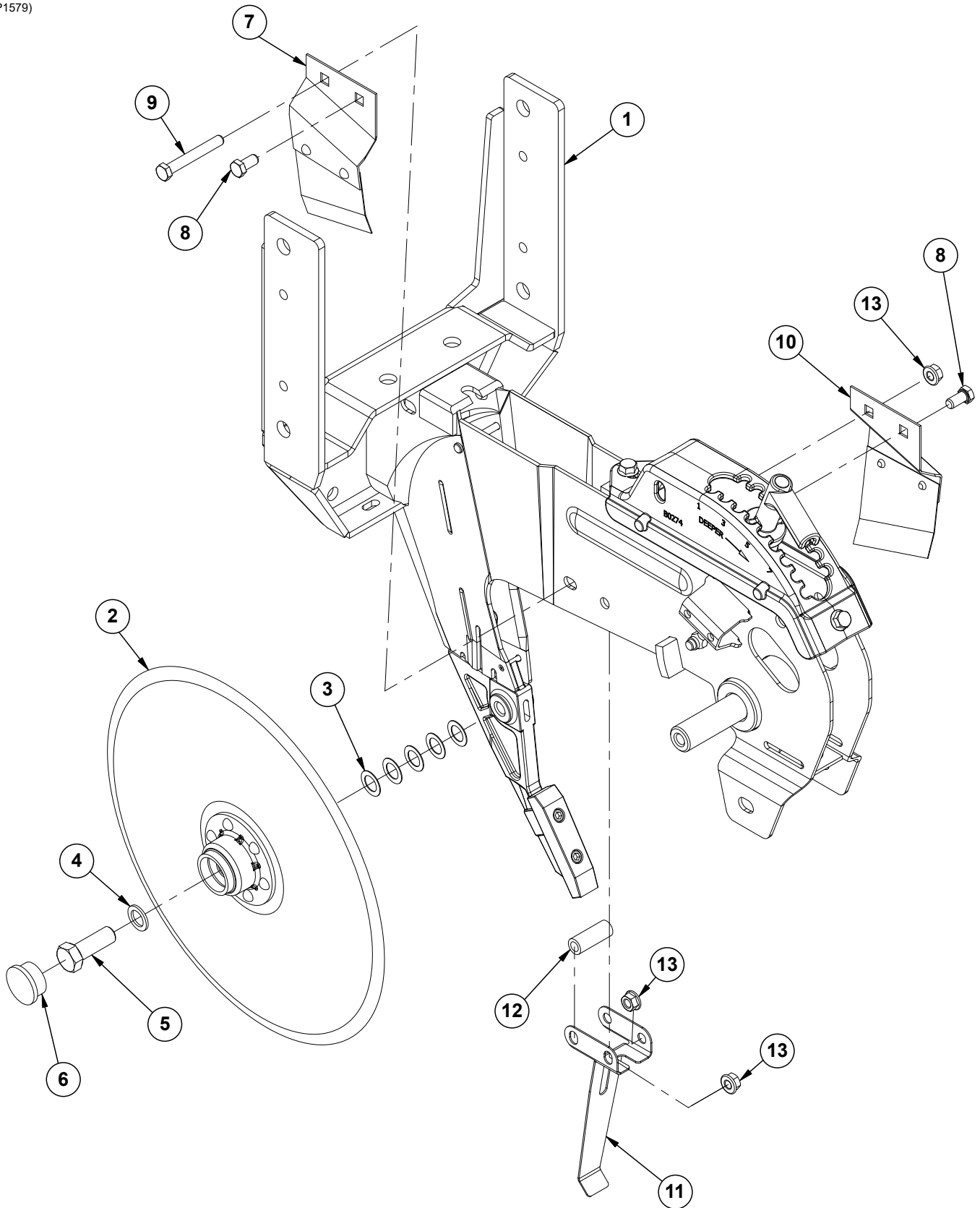
[See "Blue Drive Interconnect Schematic \(True Rate\)" on page P211](#)

[See "Blue Drive Interconnect Schematic \(True Speed\)" on page P217](#)



ITEM	PART NO.	QTY. (Per Row)	DESCRIPTION
1	---	1	<a href="#">See "Parallel Arms, Mounting Support Plate, and Quick Adjustable Down Force Springs Option" on page P7</a>
2	G11958	2	Hex Head Cap Screw, 1/4"-20 x 2 1/2", Grade 5
	G10209	2	Washer, 1/4" USS
	G10621	2	Serrated Flange Nut, 1/4"-20
3	G10108	1	Lock Nut, 3/8"-16
	G10003	1	Hex Head Cap Screw, 3/8"-16 x 1 1/2"
4	G10116601	1	Hex Socket Head Cap Screw, 1/2"-13 x 1 3/4", Grade 8
	G10071	1	Serrated Flange Nut, 1/2"-13
5	GD36388	1	Double Tube Clamp, 1"
6	GA25029	1	Row Unit Power Extension Harness
7	G10622	2	Serrated Flange Nut, 3/8"-16
	G10308	2	Carriage Bolt, 3/8"-16 x 3/4"
8	GD35058	1	Row Unit Meter Wire Tray
9	GA20914	1	Seed Tube W/Computerized Sensor
	GA20902		Seed Tube (With Holes For Sensor Installation) (Included W/GA20914)
10	GB0926	1	Shank Cover
11	G11009	2	Locking Thumbscrew, 5/16"-18 x 3/4"
12	GD29413	1	Hopper Shim
13	---	1	<a href="#">See "Vacuum Seed Meter" on page P27</a>
14	GD35629	1	IPN Row Unit Plate
15	GA25949	1	IPN Module Assembly
16	GD35609	2	Hex Standoff
17	G10146001	1	IPN Wire Shield
18	GA25038	1	Row Unit Seed Meter Harness
19	GA15485	1	Button
20	GD30726	2	Socket Dust Cover, M12 <a href="#">See "Blue Drive Ethernet Interconnect Schematic (True Rate)" on page P216</a> <a href="#">See "Blue Drive Ethernet Interconnect Schematic (True Speed)" on page P221</a>
21	GD35838	1	Sealed Plug, MX150, 2 x 10, Key A W/CPA
22	GD35837	1	Sealed Plug, MX150, 2 x 3, Key A W/CPA
23	GD35836	1	Sealed Plug, MX150, 2 x 4, Key B W/CPA
24	GA25214	-	IPP Wing Harness
25	GA21687	-	IPP Module (Outside End Row Only)
26	GD35349	-	IPP Enclosure Bracket
27	G11213	-	Hex Socket Head Cap Screw, 1/4"-20 x 3/4"
	G10621	-	Serrated Flange Nut, 1/4"-20
28	GD35449	1	Double Tube Clamp, 1"
29	G10061	1	Hex Head Cap Screw, 3/8"-16 x 3 1/2"
	G11091	1	Serrated Flange Nut, 3/8"-16
30	GA26709	-	Integrated True Depth Row Unit Harness
31	GA25203	-	Row Unit Seed Meter Harness
32	GA20711	-	Seed Meter Motor ESD Drain Harness
33	GA21451	-	Seed Meter Motor ESD Drain Harness

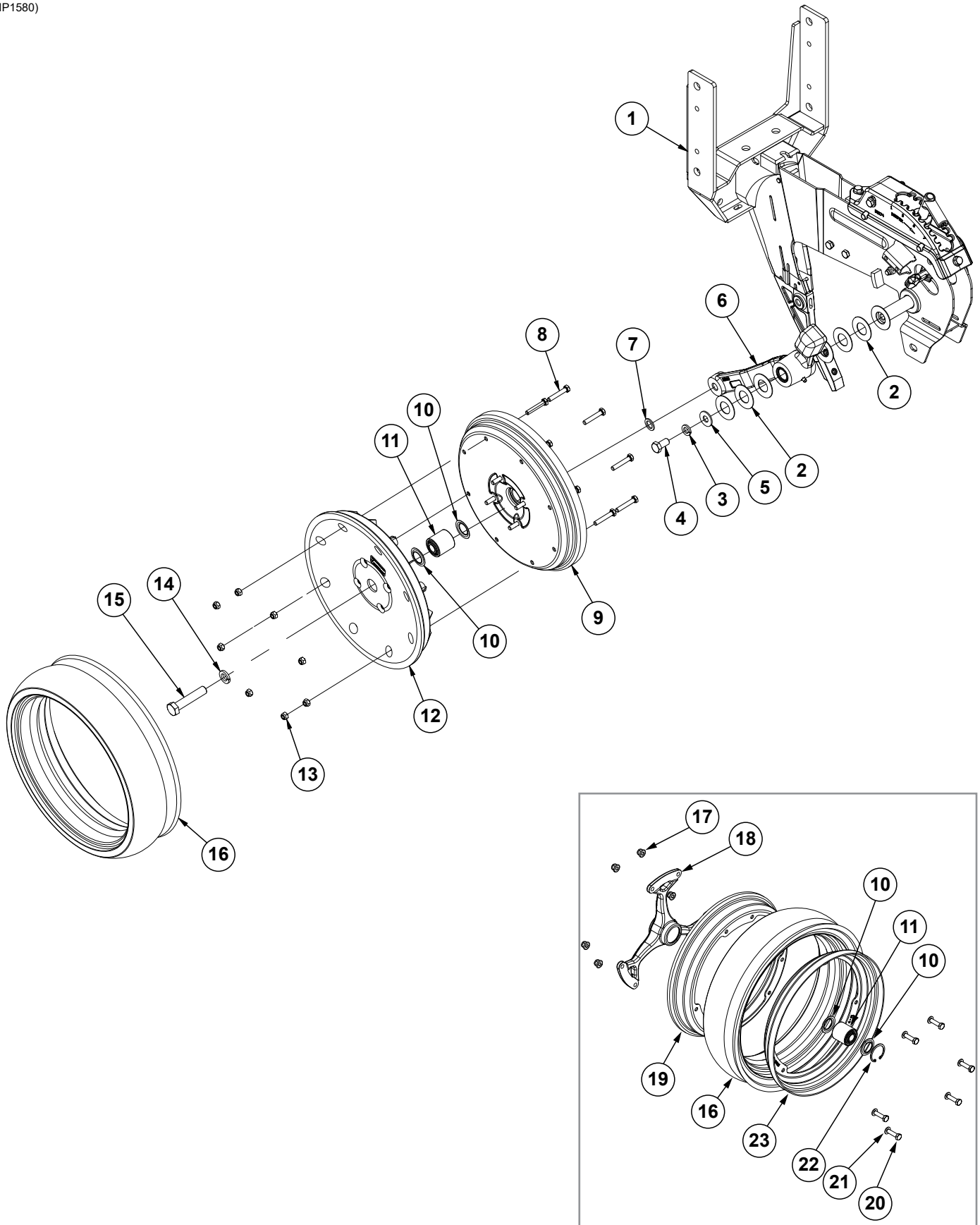
(IP1579)





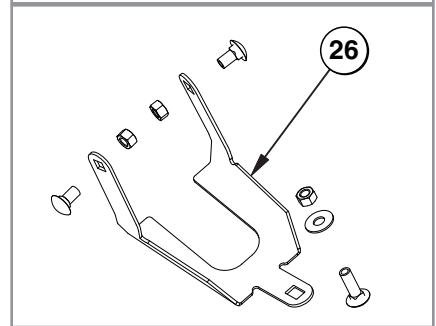
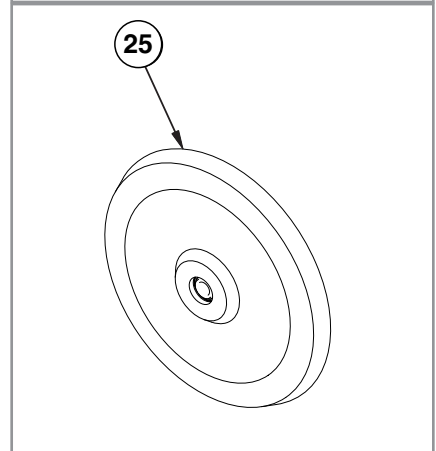
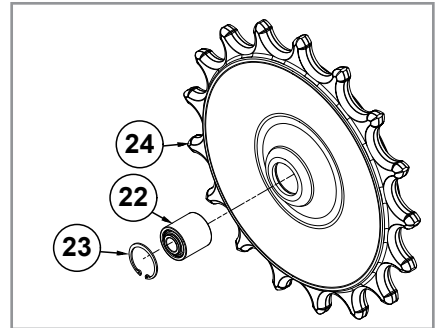
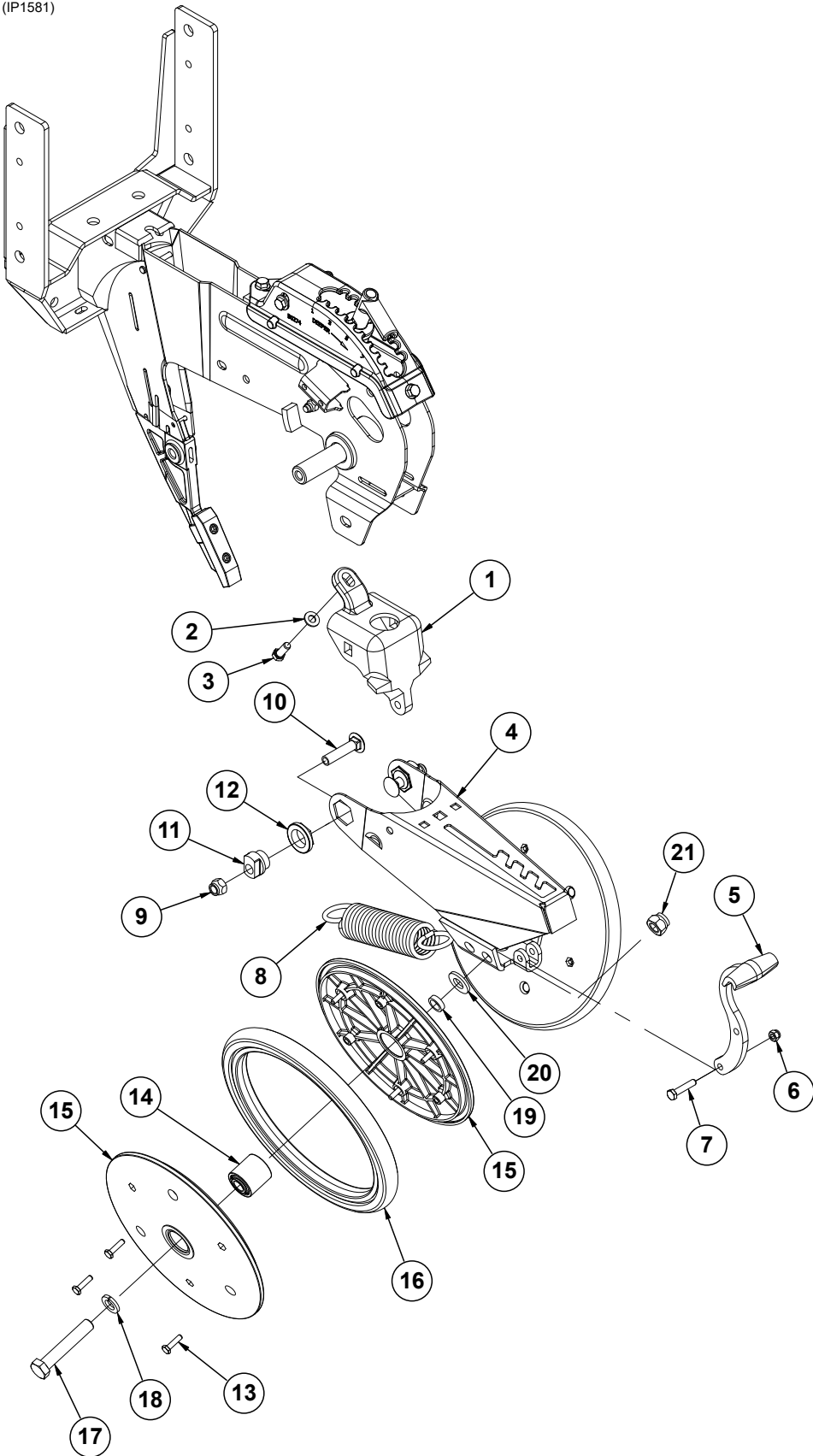
ITEM	PART NO.	QTY. (Per Row)	DESCRIPTION
1	---	1	<a href="#">See "Shank Assembly, Seed Tube, and Depth Adjustment" on page P3</a>
2	G10018801	2	Disc and Bearing Assembly
	GA26920	1	Bearing (Included W/G10018801)
	GD11306	1	Disc Blade, 3.5 mm x 15" (Included W/G10018801)
	GD36860	1	Bearing Housing (Included W/G10018801)
	GD36990	6	Rivet, 1/4" x 9/16" (Included W/G10018801)
3	GD30725	10	Machine Bushing, 5/8" (.030" Thick) (5 Per)
4	G10397801	2	Special Machine Bushing, 5/8" x 1" O.D.
5	GD36856	1	Opener Blade Bolt, 5/8"-11 x 1 3/4", Grade 5 (L.H. Threads)
	G10005	1	Hex Head Cap Screw, 5/8"-11 x 1 3/4"
6	G10090401	2	Plastic Ribbed Hub Cap (1 Per)
7	GA2012L	1	Disc Scraper, L.H.
8	G10002	2	Hex Head Cap Screw, 3/8"-16 x 3/4"
9	G10325	1	Hex Head Cap Screw, 3/8"-16 x 2 3/4"
10	GA2012R	1	Disc Scraper, R.H.
11	GD35444	1	Seed Tube Bracket
12	GD2971-31	1	Sleeve, 3/8" I.D. x 5/8" O.D. x 1.78" Long
13	G10622	3	Serrated Flange Nut, 3/8"-16

(IP1580)



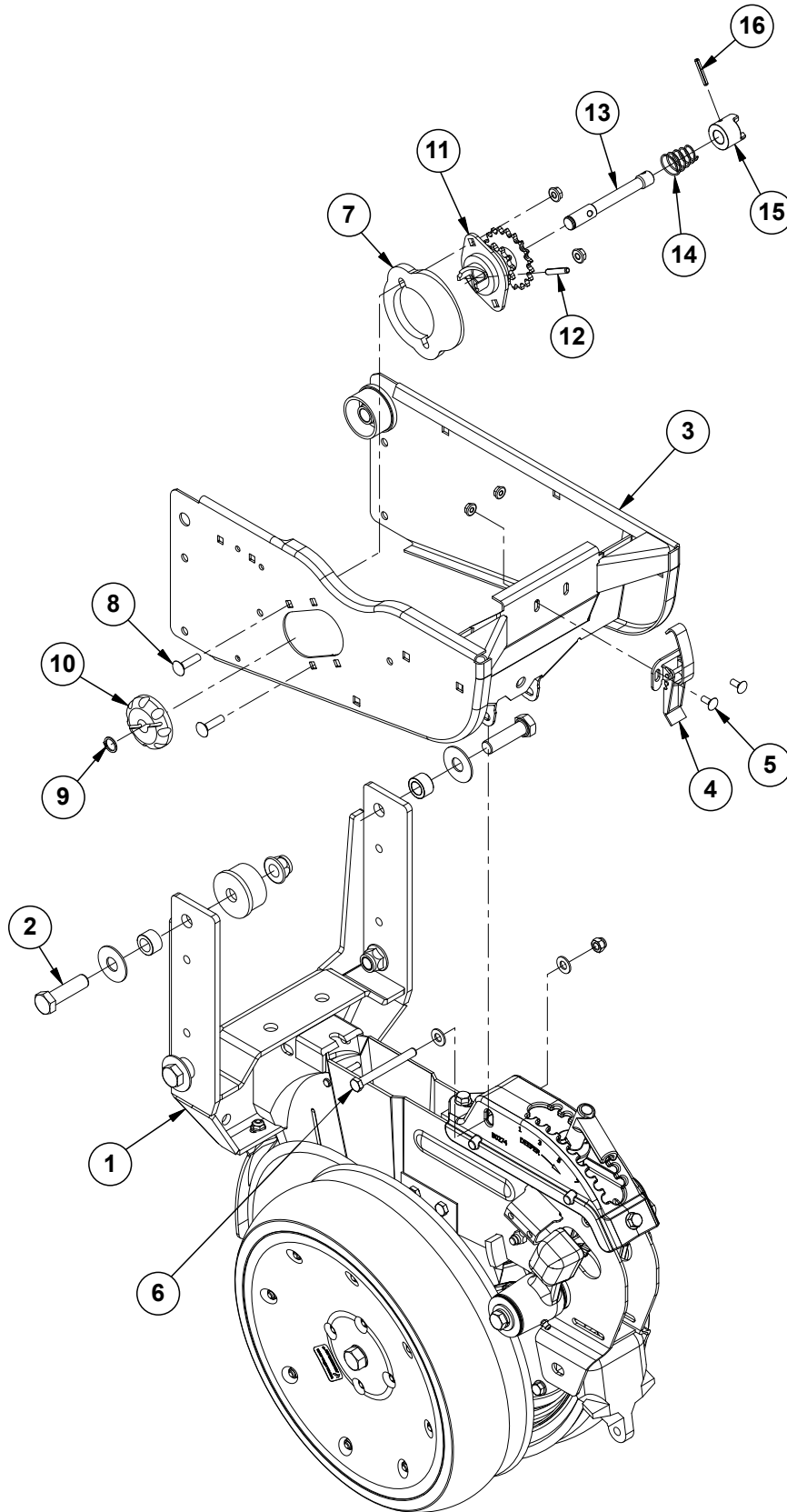
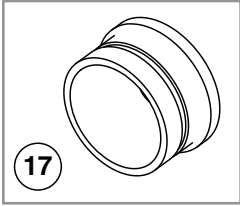
ITEM	PART NO.	QTY. (Per Row)	DESCRIPTION
1	---	-	<a href="#">See "Shank Assembly, Seed Tube, and Depth Adjustment" on page P3</a>
2	G10940	7	Machine Bushing, 1" (.048" Thick)
3	G10228	2	Lock Washer, 1/2"
4	G10014	2	Hex Head Cap Screw, 1/2"-13 x 1"
5	G10216	2	Washer, 1/2" USS
6	GA21677	1	Wheel Arm W/Grease Fitting, Bushings, and Seals, L.H. (Shown)
	GA21676	-	Wheel Arm W/Grease Fitting, Bushings, and Seals, R.H.
	GD10991	2	Seal (Per Arm) (Included W/GA21677 and GA21676)
	GB0276	2	Bushing, 1" I.D. x 1 1/4" O.D. x 1" Long (Per Arm) (Included W/GA21677 and GA21676)
7	G10397801	1	Special Machine Bushing, 5/8" x 1" O.D.
8	G10871701	8	Hex Non-Serrated Cap Screw, M8 x 45
9	G10028701	1	Half Gauge Wheel
	G10871601	4	Hex Non-Serrated Cap Screw, M8 x 25
10	GD36713	2	Gauge Wheel Dust Shield
11	GA6171	1	Bearing
12	GD36709	1	Half Gauge Wheel
13	G10871801	12	Hex Flanged Lock Nut, Nylon Lock - M8
14	G10230	1	Lock Washer, 5/8"
15	G10010	1	Hex Head Cap Screw, 5/8"-11 x 3"
16	G10028601	1	Tire, 4 1/2" x 16
17	G10335001	6	Flange Wheel
18	G10334701	1	Flange Hub
19	G10334901	1	Flange Wheel
20	G10335101	6	Screw, M8 x 30/8.8
21	G11386	6	Flat Washer, 5/16" SAE
22	G10335201	1	Elastic Ring
23	G10334801	1	Flange Wheel
A	G10028801	-	Standard Gauge Wheel Complete (Items 8-13 and 16)
B	G1K296	-	Gauge Wheel Arm Bushing and Seal Driver Kit, Includes: (1) Seal Driver, (1) Bushing Driver, (1) Instruction
C	G10322501	-	Spoked Gauge Wheel Complete (Items 10-11 and 16-23)

(IP1581)



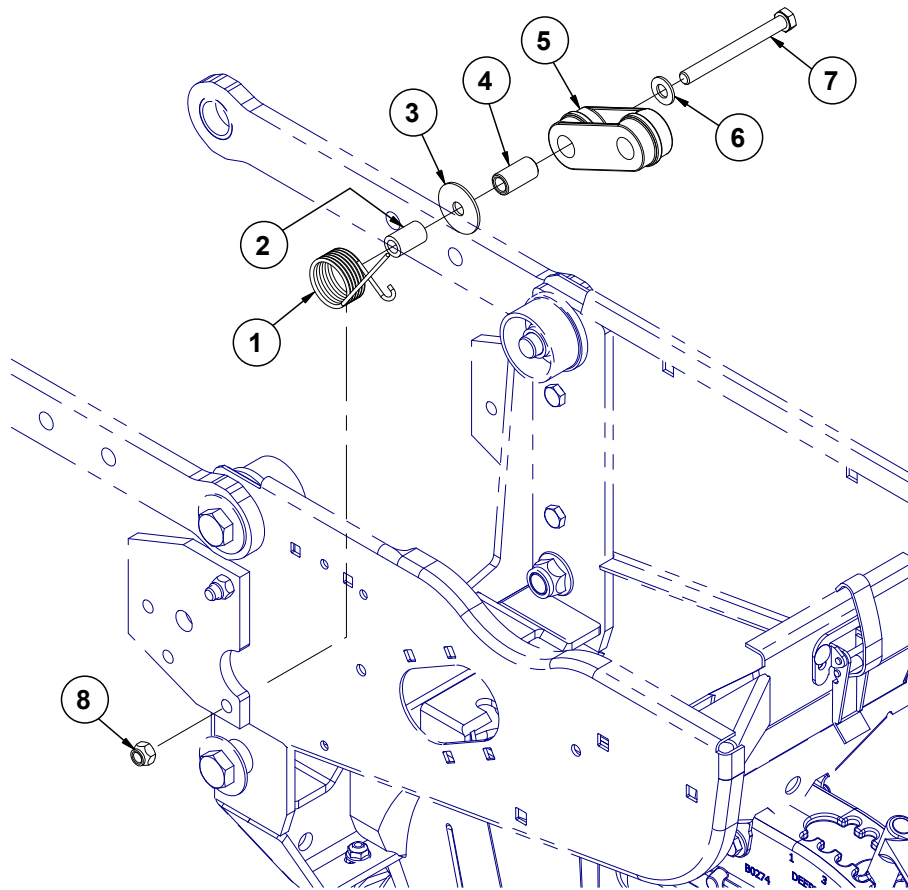
ITEM	PART NO.	QTY. (Per Row)	DESCRIPTION
1	GB0268	1	Wheel Arm Mount
2	G11387	1	Flat Washer, 3/8" SAE
3	G10001	1	Hex Head Cap Screw, 3/8"-16 x 1"
4	GA15197	1	Closing Wheel Arm
5	GB0254	1	Lever
6	G10109	1	Lock Nut, 5/16"-18, Grade 8
7	G10133	1	Hex Head Cap Screw, 5/16"-18 x 1 1/2"
8	GD8460	1	Spring
9	G10111	2	Lock Nut, 1/2"-13
10	G11419	2	Carriage Bolt, 1/2"-13 x 2 1/4"
11	GB0239	2	Eccentric Bushing
12	GB0282	2	Stepped Bushing
13	G10064	6	Hex Head Cap Screw, 1/4"-20 x 1"
14	GA6171	1	Bearing
15	GD9120	2	Nylon Half Wheel
16	GD1085	1	Rubber Tire, 1" x 12"
17	G10013	2	Hex Head Cap Screw, 5/8"-11 x 3 1/2"
18	G10230	2	Lock Washer, 5/8"
19	GD1109	2	Bushing, 4 1/64" I.D. x 7/8" O.D. x 1/4" Long
20	G11391	2	Flat Washer, 5/8" SAE
21	G10107	2	Lock Nut, 5/8"-11
22	GA6171	1	Bearing (Included W/GA26958)
23	G11862	1	Internal Retaining Ring (Included W/GA26958)
24	GA26958	1	Spiked Closing Wheel Assembly (Includes Items 22 and 23)
25	GA6597	1	Cast Iron Closing Wheel W/Bearing
	GA6171	1	Bearing
26	G1K345	-	Closing Wheel Shield Kit W/Hardware and Instruction
	GD26146	1	Closing Wheel Shield (Included W/G1K345)
	G10599	1	Carriage Bolt, 3/8"-16 x 1 1/4" (Included W/G1K345)
	G10308	2	Carriage Bolt, 3/8"-16 x 3/4" (Included W/G1K345)
	G10101	3	Hex Nut, 3/8"-16 (Included W/G1K345)
	G10229	3	Lock Washer, 3/8" (Included W/G1K345)
	G11387	1	Hardened Washer, 3/8" SAE (Included W/G1K345)
A	GA6434	-	Rubber Closing Wheel Complete W/Bearing (Items 13-16)

(IP1582)



ITEM	PART NO.	QTY. (Per Row)	DESCRIPTION
1	---	1	<a href="#">See "Shank Assembly, Seed Tube, and Depth Adjustment" on page P3</a>
2	G10752	2	Hex Head Cap Screw, 5/8"-18 x 2 1/4"
3	G10329801	1	Hopper Support
4	GA2007	1	Hopper Hold Down Latch
5	G10309	2	Carriage Bolt, 1/4"-20 x 5/8", Grade 2
	G10621	2	Serrated Flange Nut, 1/4"-20
6	G10061	1	Hex Head Cap Screw, 3/8"-16 x 3 1/2"
	G11387	2	Flat Washer, 3/8" SAE
	G10108	1	Lock Nut, 3/8"-16
7	G11013001	1	Clutch Adapter Plate
8	G10338	2	Carriage Bolt, 5/16"-18 x 1 1/4"
	G10620	2	Serrated Flange Nut, 5/16"-18
9	G10567	1	External Retaining Ring, 5/8"
10	GD11239	1	Knob
11	GA10137	1	Double Sprocket and Bearing, Drive Clutch, 11/19 Tooth (Mechanical)
	GA12143	-	Double Sprocket and Bearing, Drive Clutch, 11/28 Tooth (Vacuum)
12	G10602	1	Spring Pin, 1/4" x 1 1/2"
13	GD29507	1	Clutch Shaft
14	GD11413	1	Spring
15	GB0278	1	Coupler
16	G10546	1	Spring Pin, 3/16" x 1 1/4"
17	GD17052	-	Vacuum Plug
A	GA10151	-	Seed Meter Clutch Assembly, 11/19 Tooth (Items 9-16) (Mechanical)
B	GA20640	-	Seed Meter Clutch Assembly, 11/28 Tooth (Items 9-16) (Vacuum)

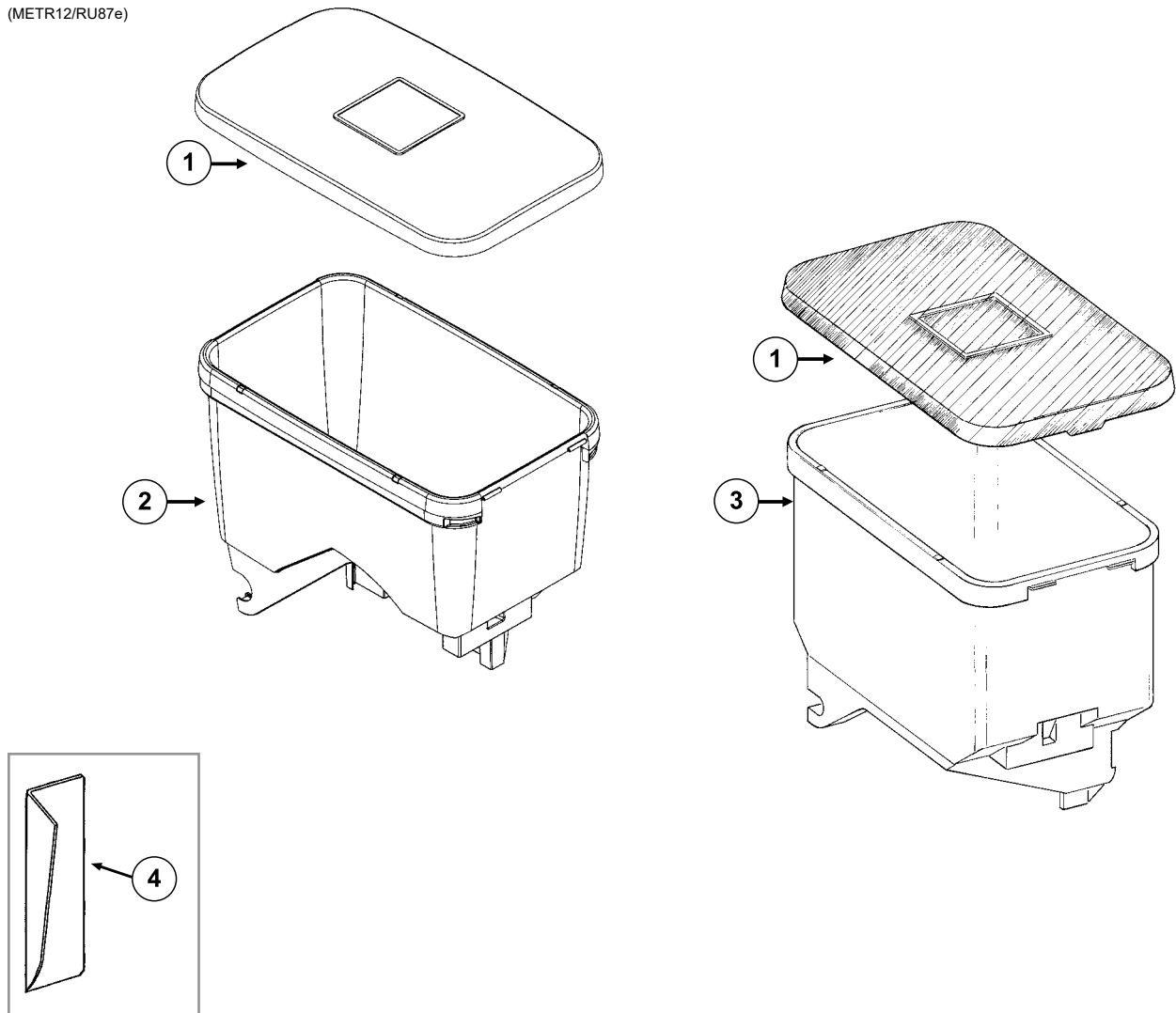
(IP1583)



ITEM	PART NO.	QTY. (Per Row)	DESCRIPTION
1	GD1065	1	Idler Spring
2	GD7318	1	Sleeve, 1" Long
3	G10201	1	Special Washer, 3/8" x 1 1/2" O.D.
4	GD1026	1	Sleeve, 1 3/16" Long
5	GD11962	1	Idler
6	G11387	1	Flat Washer, 3/8" SAE
7	G10326	1	Hex Head Cap Screw, 3/8"-16 x 3 3/4"
8	G10108	1	Lock Nut, 3/8"-16

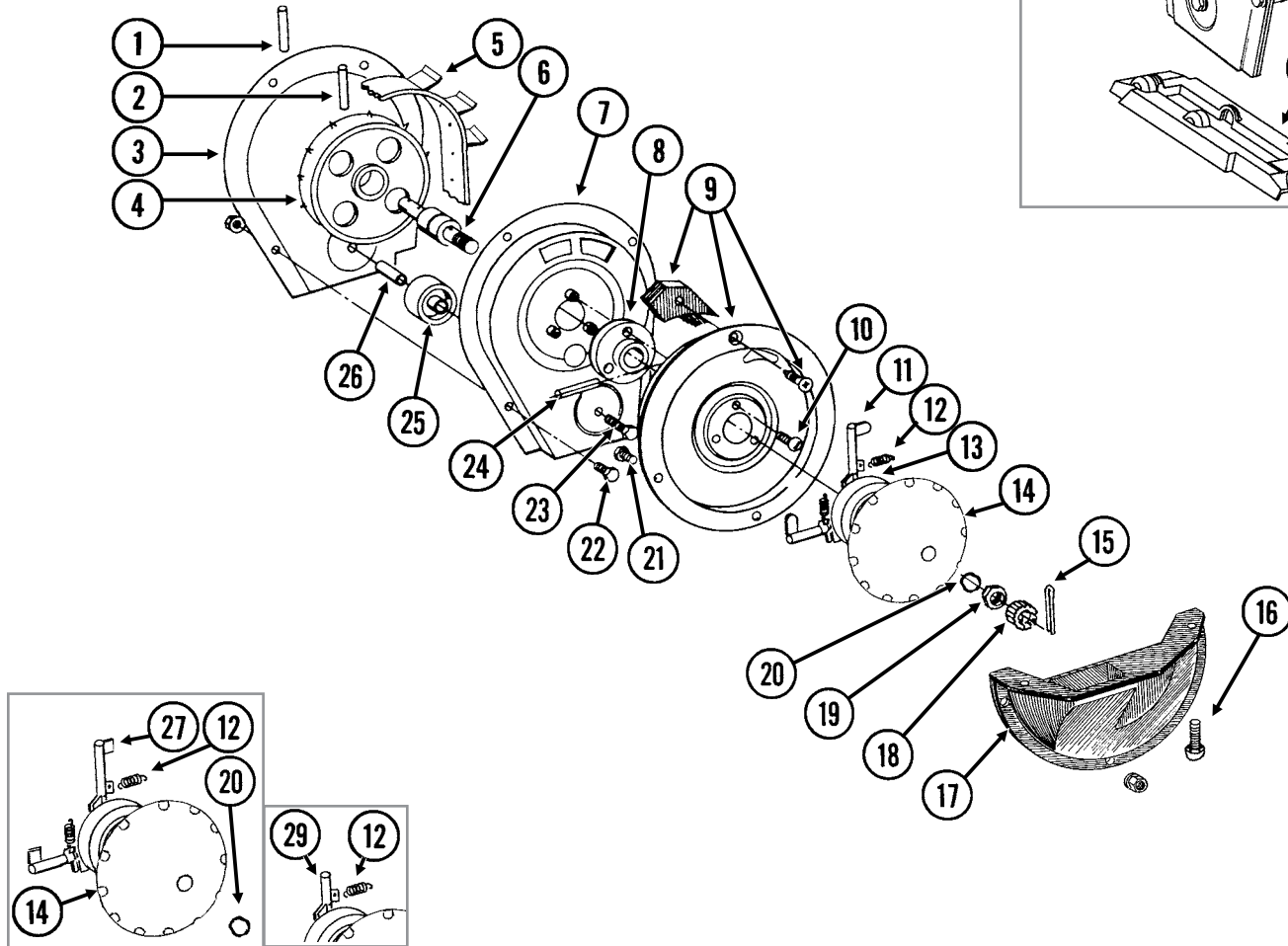
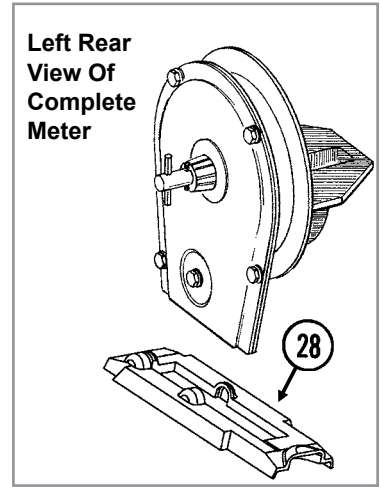


(METR12/RU87e)

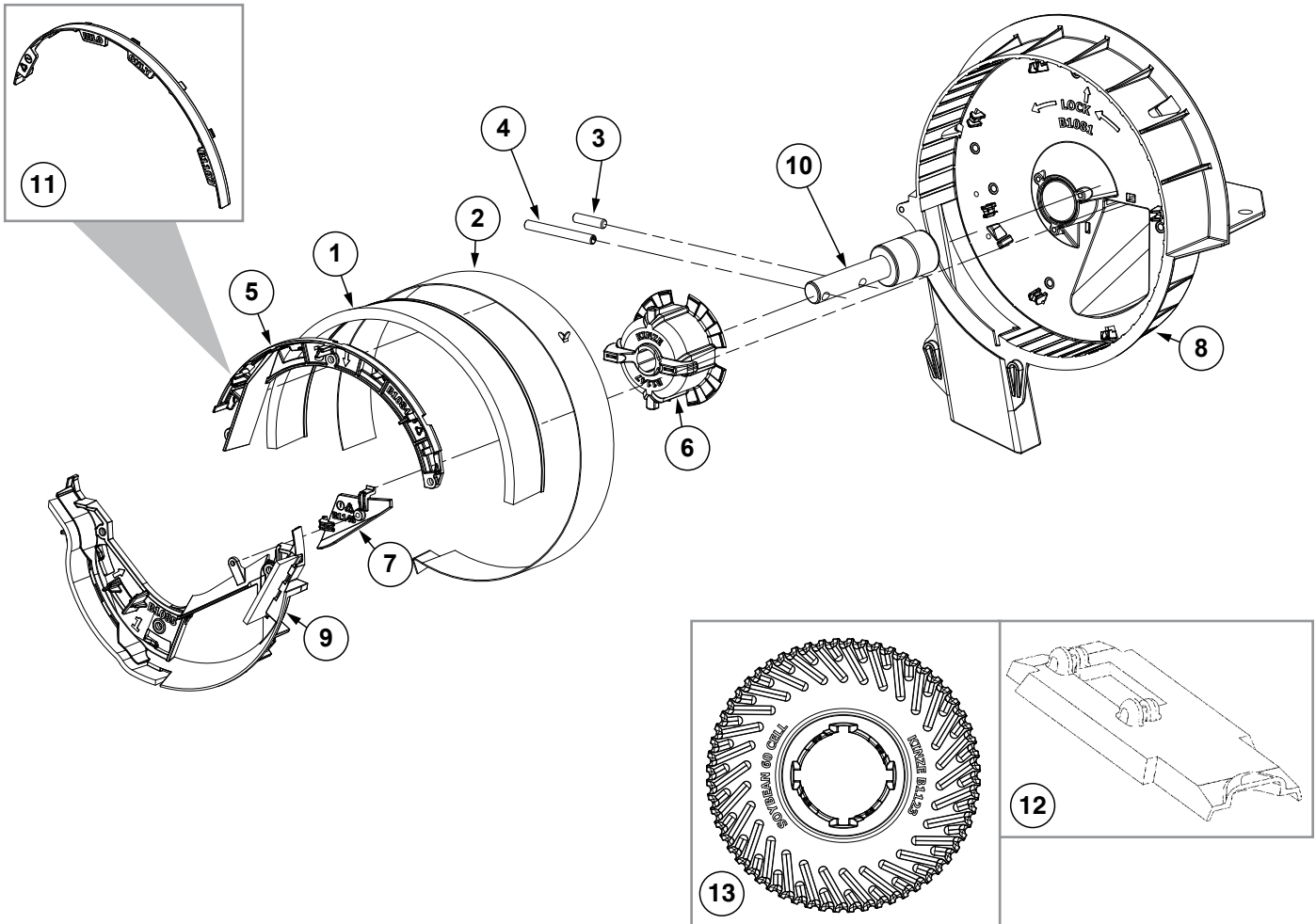


ITEM	PART NO.	QTY.	DESCRIPTION
1	GD11279	1	Lid
2	GA24873	1	Seed Hopper (Vacuum)
	GD12561	-	Threaded Insert, 5/16"-18 (Included W/GA20254)
3	GA9714	1	Seed Hopper, Reinforced (Mechanical)
	GD12561	-	Threaded Insert, 5/16"-18 (Included W/GA9714)
4	GD11747	1	Seed Reserve Baffle

RUA015/RUA056/RUA057(RU13k/RU13d)

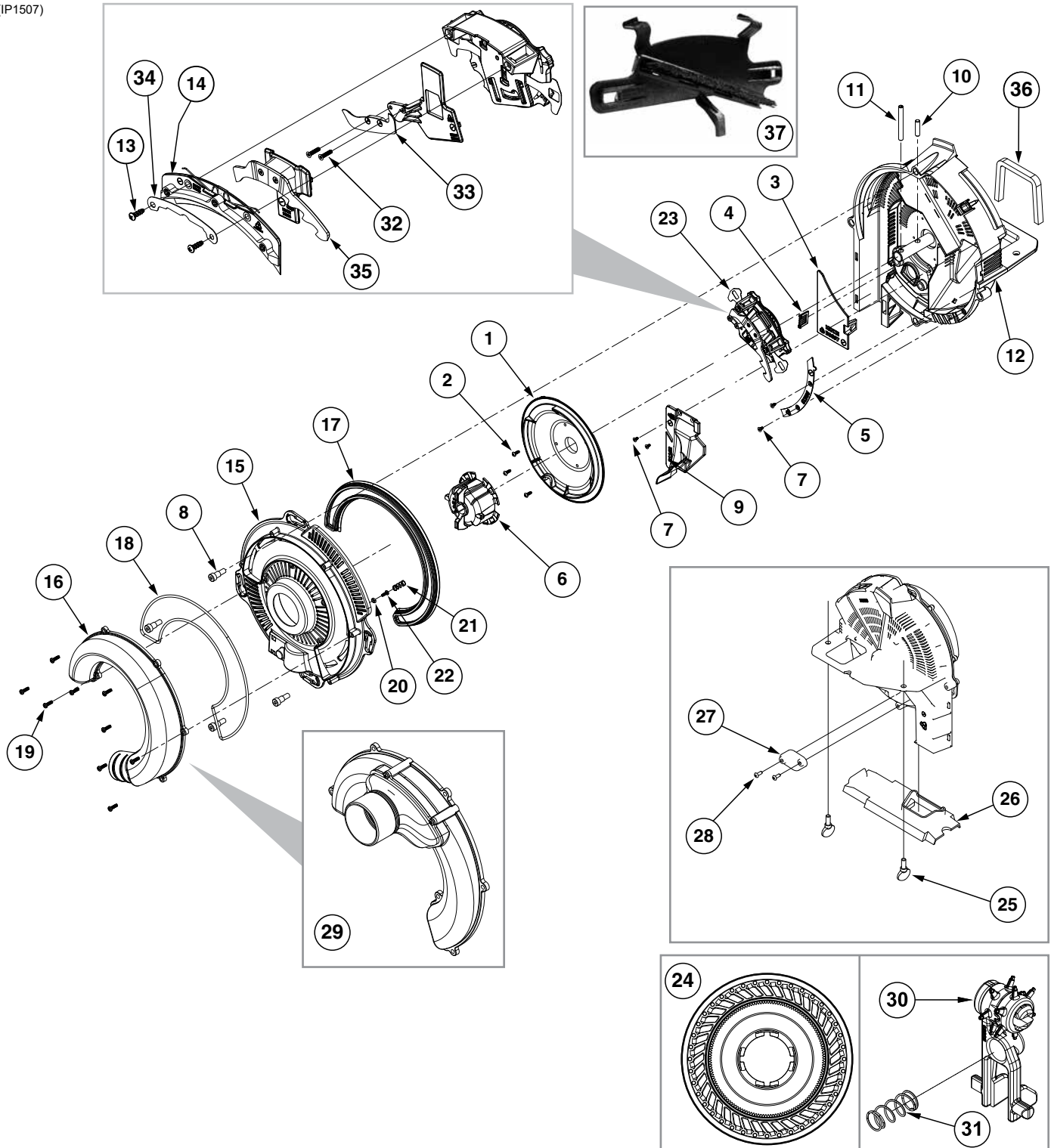


ITEM	PART NO.	QTY. (Per Row)	DESCRIPTION
1	G10602	1	Spring Pin, 1/4" x 1 1/2"
2	G10604	1	Spring Pin, 3/16" x 1 1/2"
3	G10429301	1	Housing Cover
4	GD1041	1	Belt Drive Sprocket
5	GD11286	1	Seed Belt
6	GA2019	1	Bearing
7	G10429101	1	Conveyor Housing
8	GB0110	1	Bearing Housing
9	GR1569	-	Carrier Plate W/Brush and Screw (Corn)
	GR0664	-	Carrier Plate W/Brush and Screw (Sunflower)
	GA2020	-	Brush
	G10690	-	Rolling Thread Screw, No. 10 x 3/4"
10	G10401	3	Slotted Hex Washer Head Screw, No. 10-32 x 5/8"
11	GD18704	12	Finger, Corn
12	GD19790	12	Spring
13	GB0410	1	Cam
14	GD11528	1	Finger Holder
15	G10470	1	Cotter Pin, 5/32" x 1"
16	G11009	2	Locking Thumbscrew, 5/16"-18 x 3/4"
17	GD36922	1	Seed Baffle
18	GD1083	1	Cover Nut
19	G10500	1	Jam Nut, 5/8"-18 UNF
20	GA8343	1	Wave Washer, 5/8" (Triple Wave)
21	G10020	3	Hex Head Cap Screw, 1/4"-20 x 5/8"
	G10323	3	Hex Flange Nut, 1/4"-20, No Serrations
22	G10022	4	Hex Head Cap Screw, 1/4"-20 x 1/2"
	G10621	4	Serrated Flange Nut, 1/4"-20
23	G10021	1	Hex Head Cap Screw, 1/4"-20 x 1 1/2"
	G10621	1	Serrated Flange Nut, 1/4"-20
24	G10603	1	Spring Pin, 1/4" x 1 1/4"
25	GD1042	1	Idler
26	GB0120	1	Bushing, 1 7/64" I.D. x 1 1/32" Long
27	GD19333	12	Finger, Oil Sunflower
28	GD15698	1	Shank Cover, Finger Pickup Seed Meter
29	GD11787	-	Half Rate Blank Finger
A	GR1848	-	Finger Assembly, Corn (Items 11-14 and 20)
B	GR2154	-	Finger Assembly, Oil Sunflower (Items 12, 14, 20, 27, and 30)
C	700-01078	-	Corn Meter Assembly (Items 1-26 and 28)



ITEM	PART NO.	QTY. (Per Row)	DESCRIPTION
1	GA5699	1	Upper Brush
2	GD8778	1	Wear Strip
3	G11448	1	Pin, 1/4" x 1"
4	G10475	1	Spring Pin, 1/4" x 2 1/4"
5	GB1084	1	Upper Brush Retainer (Used W/Soybean and Wheat Discs)
6	GB1147	1	Disc Hub
7	GB1148	1	Lower Retainer Wall
8	G10478101	1	Brush Meter Housing
9	G10476201	1	Lower Brush Retainer Assembly
	G10266501	1	Lower Brush Retainer (Included W/GA24956)
	GD34021-02	1	Brush, 6" (Included W/GA24956)
	GD35784-01	1	Brush, 2" (Included W/GA24956)
10	GA5698	1	Bearing
11	GB1107	-	Upper Brush Retainer (Used W/Milo/Grain Sorghum Discs)
12	GD15699	1	Shank Cover, Brush-Type Seed Meter
13	GB1123		Seed Disc, Soybean, 60 Cell, Black Color-Coded
	GB1171		Seed Disc, Soybean, 54 Cell, Dark Gray Color-Coded
	GB1124		Seed Disc, Soybean, 48 Cell, Dark Blue Color-Coded
	GB1130		Seed Disc, Small Milo/Grain Sorghum, 30 Cell, Orange Color-Coded
	GB1131		Seed Disc, Large Milo/Grain Sorghum, 30 Cell, Light Blue Color-Coded
	GB1132		Seed Disc, High Rate Small Milo/Grain Sorghum, 60 Cell, Red Color-Coded
	GB1133		Seed Disc, High Rate Large Milo/Grain Sorghum, 60 Cell, Yellow Color-Coded
	GB1134		Seed Disc, Wheat, 54 Cell, Purple Color-Coded
A	700-01339	-	Brush Meter 2.0 (Items 1-11)

(IP1507)



ITEM	PART NO.	QTY.	DESCRIPTION
1	GB0815	1	Shield
2	G11965	3	Torx Pan Head Tapping Screw, No. 6-19 x 3/8"
3	GB0697	1	Chute Cover
4	GB0780	1	Brush
5	GB0823	1	Baffle
6	GB1147	1	Disc Hub

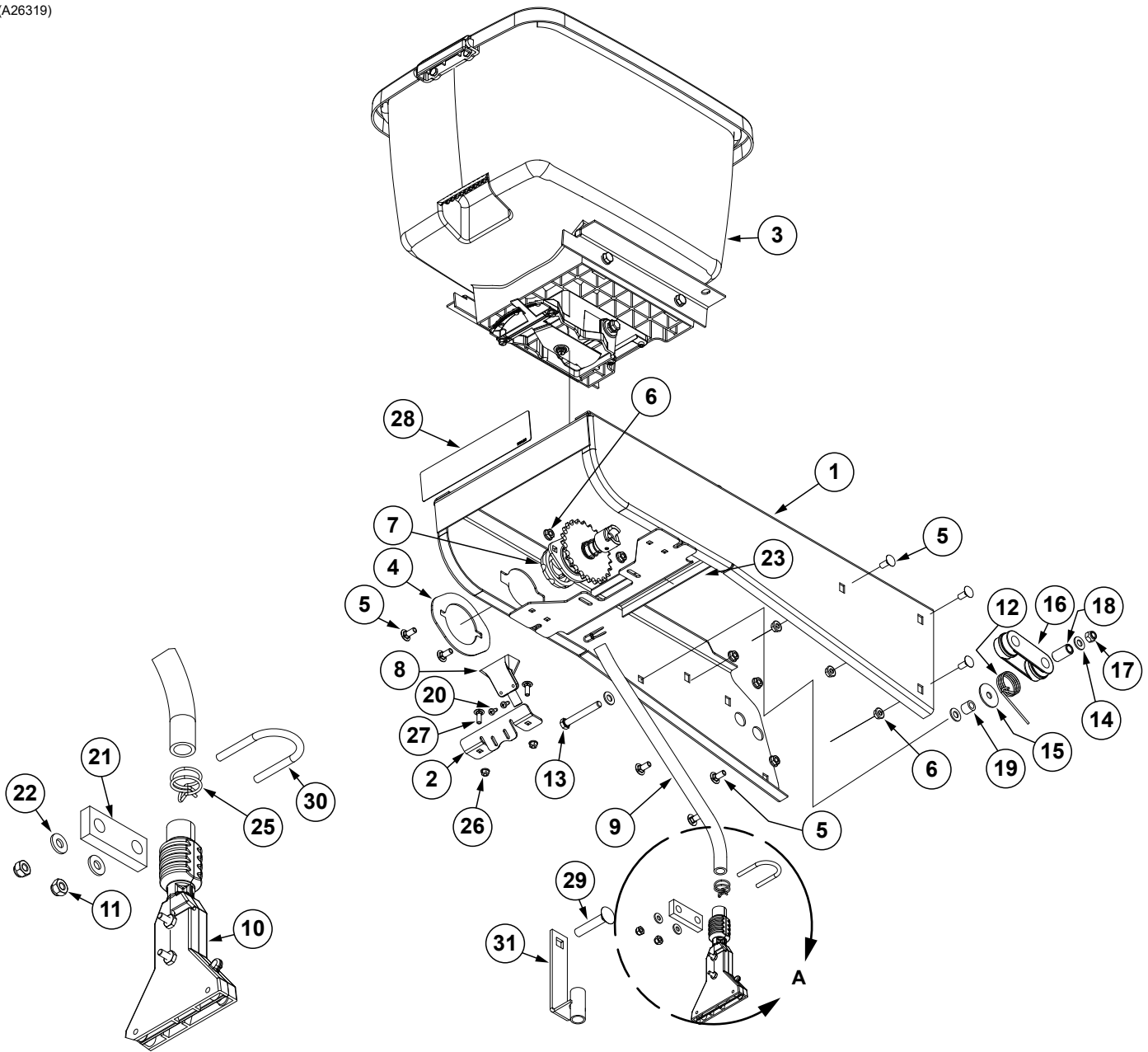
## Vacuum Seed Meter

M0302-02

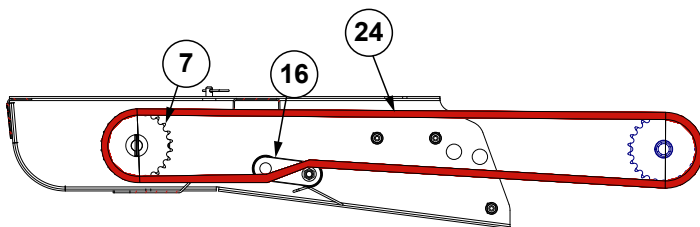
Model 3505

ITEM	PART NO.	QTY.	DESCRIPTION
7	G11618	4	Torx Flat Head Tapping Screw, No. 6-19 x ¼"
8	G11172	4	Hex Socket Head Shoulder Screw, ¼"-20 x ¾", Stainless Steel
9	GA24878	1	Baffle Assembly
10	G11448	1	Pin, ¼" x 1"
11	G10475	1	Spring Pin, ¼" x 2¼"
12	GA24877	1	Meter Housing W/Bearing
13	G11578	2	Phillips Pan Head Tapping Screw, No. 8-18 x ½"
14	GA24676	1	Singulator Guide Assembly
15	GB0920	1	Cover
16	GB0818	1	Vacuum Port, Pull Row Unit
17	GB0676	1	Lip Seal
18	GD26593	1	Gasket Housing
19	G11556	9	Phillips Pan Head Tapping Screw, 6-19 x ½"
20	GB0907	1	Retainer Spring
21	G10483101	1	Compression Spring
22	G11619	1	Phillips Pan Head Tapping Screw, No. 6-19 x ¾"
23	GA24752	1	Singulator Assembly (Includes Items 13 and 14)
24	G11152X	1	Seed Disc, Corn (40 Cell) Light Blue Color-Coded, Ejector Wheel, and Spring
	G11047X	-	Seed Disc, Soybean (120 Cell) Black Color-Coded, Ejector Wheel, and Spring
	G11154X	-	Seed Disc, Sugar Beets/Milo, Dark Orange Color-Coded, Ejector Wheel, and Spring
	G11153X	-	Seed Disc, Sunflower (40 Cell) Gray Color-Coded, Ejector Wheel, and Spring
	G11105X	-	Seed Disc, Cotton (60 Cell) Green Color-Coded, Ejector Wheel, and Spring
	G11106X	-	Seed Disc, Black Turtle, Navy Edible Bean and Popcorn (60 Cell) Brown Color-Coded, Ejector Wheel, and Spring
	G11107X	-	Seed Disc, Pinto, Great Northern Edible Beans, and Soybean (60 Cell) Dark Blue Color Coded, Ejector Wheel, and Spring
	GB1237	-	Anti-Static Blank Seed Disc
	GB1231	-	Blank Seed Disc
	G11048X	-	Seed Disc, Soybean (60 Cell) Black Color-Coded
	G11042X	-	Seed Disc, Wheat (54 Cell) Purple Color-Coded
	G11332X	-	Seed Disc, Wheat (231 Cell) Red Color-Coded, Ejector Wheel, Spring, and Wheat Brush Singulator (Item 42)
25	G11009	2	Locking Thumbscrew, ⅝"-18 x ¾"
26	GB0926	1	Shank Cover
27	GD28631	1	Cover Plate
28	G11281	2	Hex Button Head Cap Screw, 10-24 x ½"
29	GA20111	1	Vacuum Port, Push Row Unit
30	G10665101	-	Ejector Arm, Corn
	G10483401	-	Ejector Arm, Soybean (120 Cell)
	G10665001	-	Ejector Arm, Sunflower
	G10664901	-	Ejector Arm, Beets/Milo
	G10614301	-	Ejector Arm, Black Turtle, Navy, Pinto, Great Northern Edible Bean, and Popcorn
	G10483201	-	Ejector Arm, Soybean (60 Cell)
	GA26989	-	Ejector Arm, Wheat
31	G10483101	-	Compression Spring
32	G11693	2	Torx Flat Head Machine Screw, No. 4-40 x ½"
33	GB0921	1	Lower Blade
34	G10483101	1	Retainer
35	GB0958	1	Outer Blade
36	GD34774	1	Meter Gasket
37	G10983301	1	Wheat Brush Singulator Assembly
	G10983101	1	Wheat Brush Mount (Included W/G10983301)
	G10983201	1	Brush (Included W/G10983301)
A	G9903X	-	Vacuum Meter Assembly, Pull Row Unit (Excludes Items 24 and 29-31)
B	G9897X	-	Vacuum Meter Assembly, Push Row Unit (Excludes Items 16, 24, and 30-31)
C	GA20622	-	Cover Assembly (Items 15-22)

(A26319)



Detail A

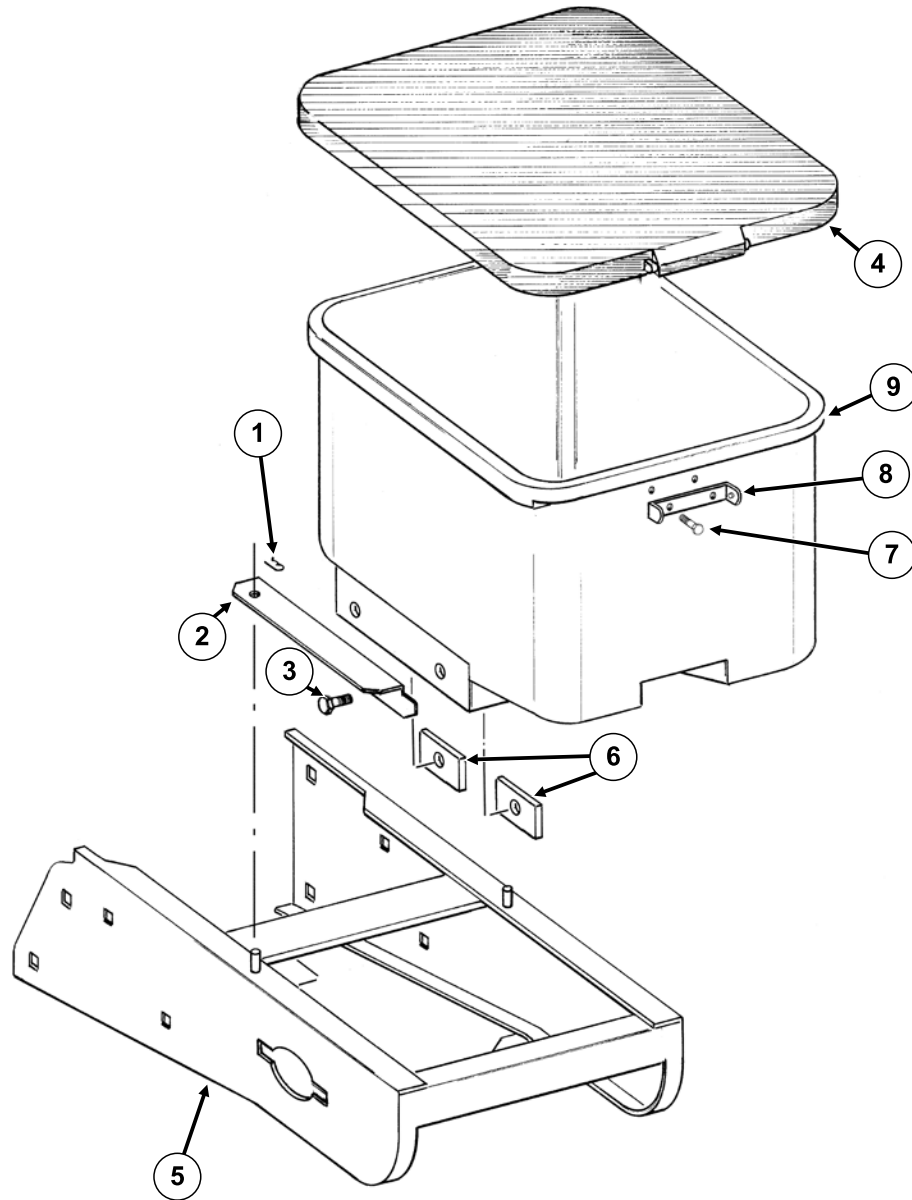


Chain Routing



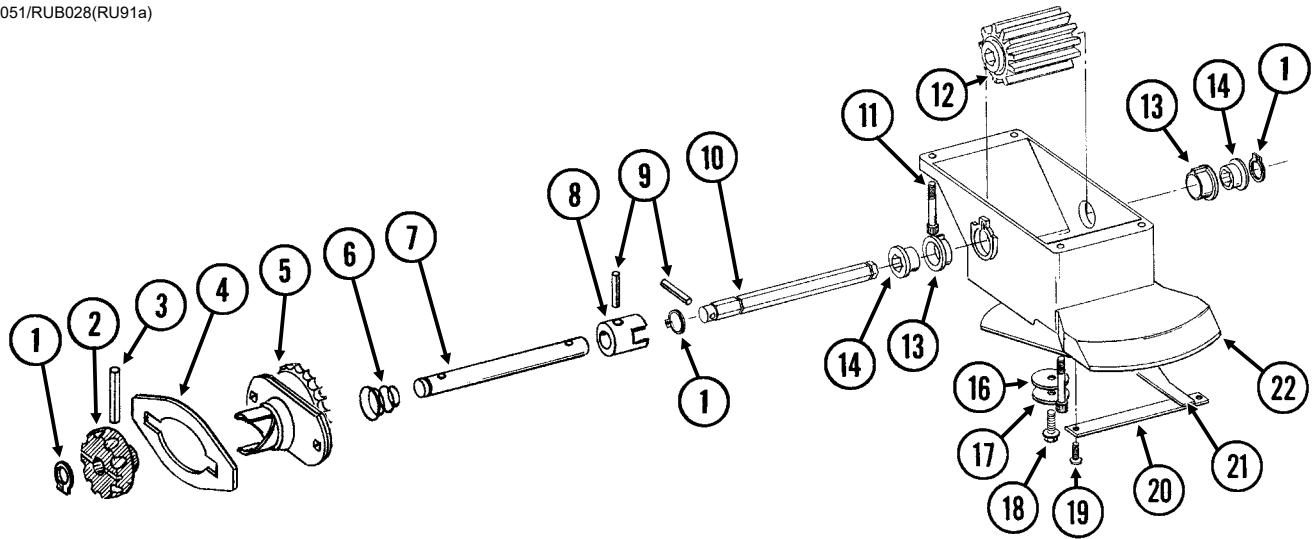
ITEM	PART NO.	QTY. (Per Row)	DESCRIPTION
1	A26287	1	Hopper Panel Extension <b>(Non-Stock Item)</b>
2	GD36277	1	Funnel Bracket
3	---	-	<a href="#">See "Granular Chemical Hopper and Hopper Panel Extension" on page P31</a>
4	GD11305	1	Plate
5	G10312	8	Carriage Bolt, 5/16"-18 x 3/4"
6	G10620	8	Serrated Flange Nut, 5/16"-18
7	---	1	<a href="#">See "Granular Chemical Meter and Meter Drive" on page P32</a>
8	GD2423	1	Funnel
9	GD2947	1	Hose, 7/16" x 28"
10	GA6907	1	Slope-Compensating Bander W/Hardware (4 1/2" Band Width)
	G10864	1	Uni-Clamp (Included W/GA6907)
	G10757	2	Pan Head Screw, No. 10-32 x 1 1/4" (Included W/GA6907)
	G10758	2	Hex Nut, No. 10-32 (Included W/GA6907)
11	G10110	2	Lock Nut, 1/4"-20, Grade B
12	GD11219	1	Spring
13	G10325	1	Hex Head Cap Screw, 3/8"-16 x 2 3/4"
14	G11387	3	Flat Washer, 3/8" SAE
15	G10201	1	Special Washer, 3/8" x 1 1/2" O.D.
16	GD11962	1	Idler
17	G10108	1	Lock Nut, 3/8"-16
18	GD1026	1	Sleeve, 1 3/16" Long
19	GD2971-10	1	Sleeve, 9/16" Long
20	G10966	2	Phillips Head Self-Tapping Screw, No. 10 x 1/2"
21	GD10984	1	Spacer
22	G11385	2	Flat Washer, 1/4" SAE
23	G10670	2	Hair Pin Clip, No. 3
24	G3303-114	1	Chain, No. 41, 114 Pitch Including Connector Link (Mechanical)
	G3303-108	-	Chain, No. 41, 108 Pitch Including Connector Link (Vacuum)
	GR0196	1	Connector Link, No. 41
25	G11209	2	Wire Hose Clamp, 3/4"
26	G10621	2	Serrated Flange Nut, 1/4"-20
27	G10310	2	Carriage Bolt, 1/4"-20 x 3/4", Grade 2
28	---	-	<a href="#">See "Decals, Paint, and Miscellaneous" on page P261</a>
29	G10315	1	Carriage Bolt, 1/2"-13 x 2 1/2" (Replaces Existing 1/2" x 2 1/4" Hardware)
30	GD10963	1	U-Bolt, 1 1/2" x 1 5/16" x 1/4"-20
31	GA6741	1	Bracket (Straight Drop In-Furrow)

(METR14d)



ITEM	PART NO.	QTY. (Per Row)	DESCRIPTION
1	G10670	2	Hair Pin Clip, No. 3
2	GD1059L GD1059R	1 1	Support, L.H. (Shown) Support, R.H.
3	G10002 G10229	4 4	Hex Head Cap Screw, 3/8"-16 x 3/4" Lock Washer, 3/8"
4	GA4444	1	Lid
5	GA26287	1	Hopper Panel Extension ( <b>Non-Stock Item</b> )
6	GD11424	4	Block
7	G10023 G10621	2 2	Hex Head Cap Screw, 1/4"-20 x 3/4" Serrated Flange Nut, 1/4"-20
8	GD1060	1	Hinge
9	GA8371	1	Hopper

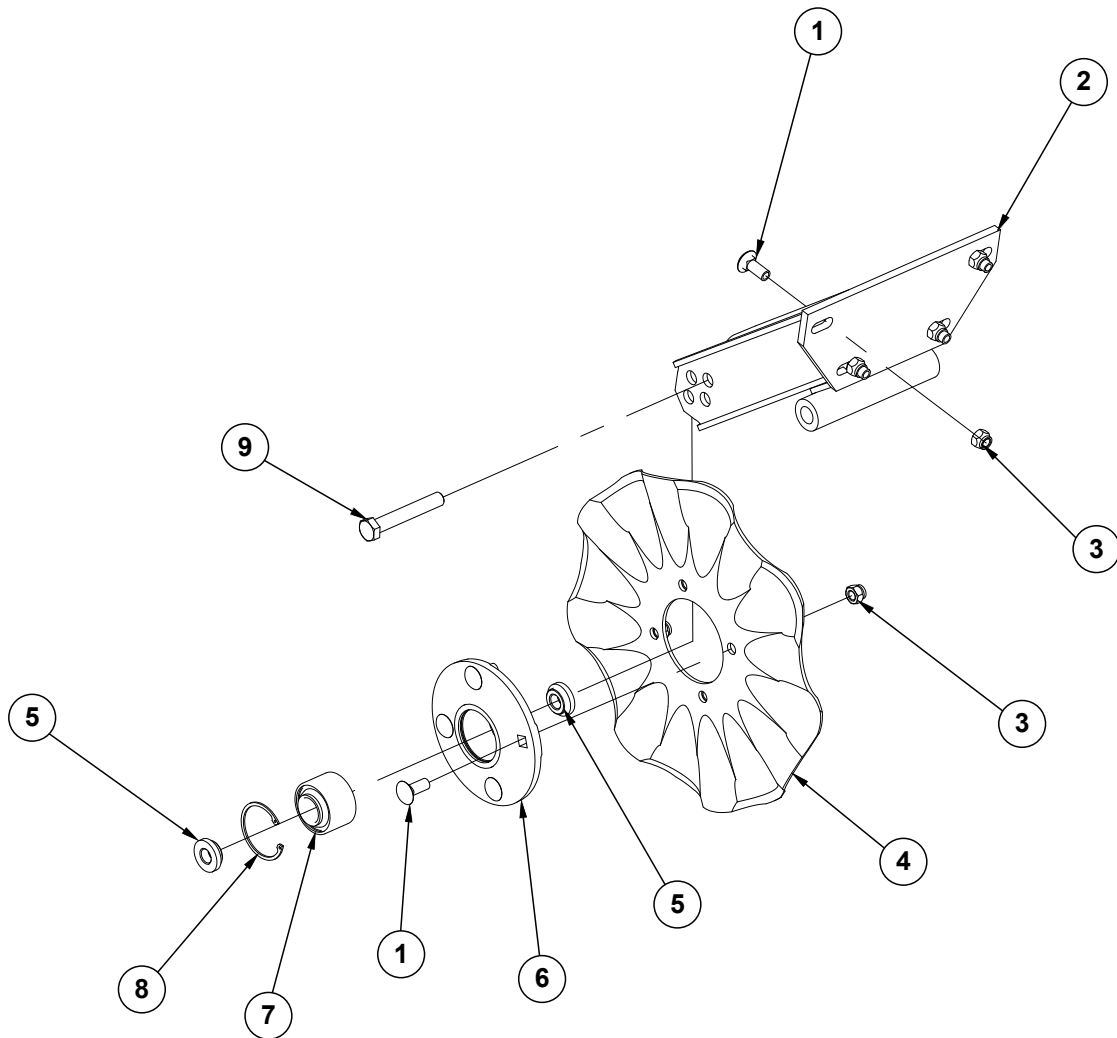
RUA051/RUB028(RU91a)



ITEM	PART NO.	QTY. (Per Row)	DESCRIPTION
1	G10567	3	External Retaining Ring, 5/8"
2	GD11239	1	Knob
3	G10602	1	Spring Pin, 1/4" x 1 1/2"
4	---	-	<a href="#">See "Granular Chemical Hopper and Hopper Panel Extension" on page P31</a>
5	GA8364	1	Sprocket and Bearing, Drive Clutch, 24 Tooth
6	GD11413	1	Spring
7	GD11240	1	Shaft
8	GB0278	1	Coupler
9	G10546	2	Spring Pin, 3/16" x 1 1/4"
10	GD11297	1	Shaft
11	G11793	4	Hex Socket Head Cap Screw, No. 10-24 x 7/8"
12	GD7148	1	Feed Roller, Hex Bore
13	GB0115	2	Bearing
14	GD7258	2	Hex Bushing
15	---	-	---
16	G10660	1	Wave Washer, 1/2"
17	G11385	1	Flat Washer, 1/4" SAE
18	G10570	1	Slotted Hex Self-Tapping Screw, 1/4"-20 x 3/4"
19	G11073	2	Slotted Hex Self-Tapping Screw, No. 10 x 3/8"
20	GD1061	1	Support Strap
21	GD1063	1	Metering Gate
22	GB0116	1	Granular Housing
A	GA8326	-	Granular Chemical Meter Complete (Items 1, 9, 10, 12-14 and 16-22)
B	GA8366	-	Granular Chemical Meter Clutch (Items 1-3 and 5-9)

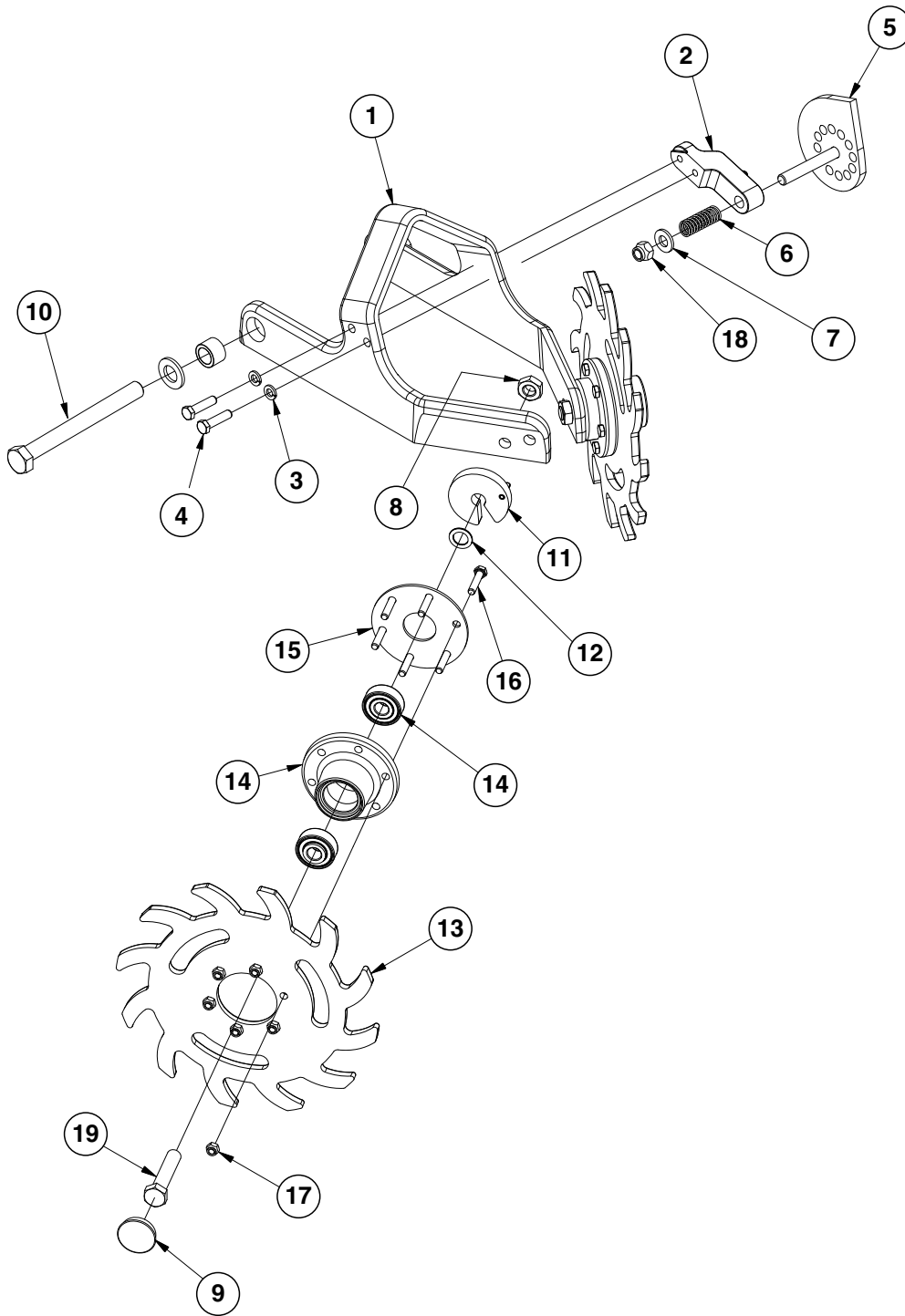
**This page left blank intentionally.**

(IP1279)



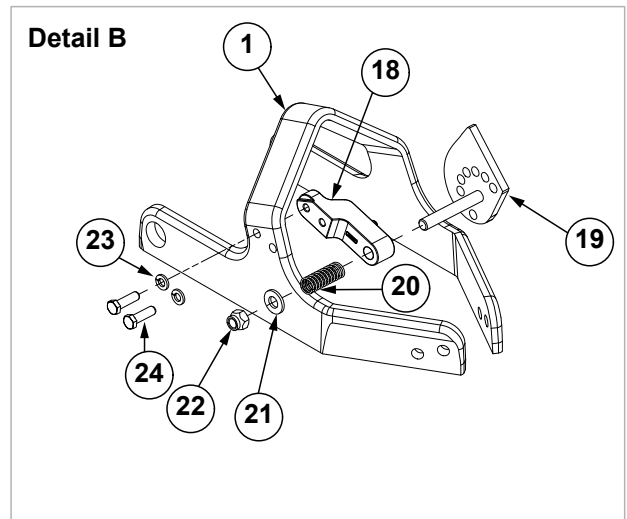
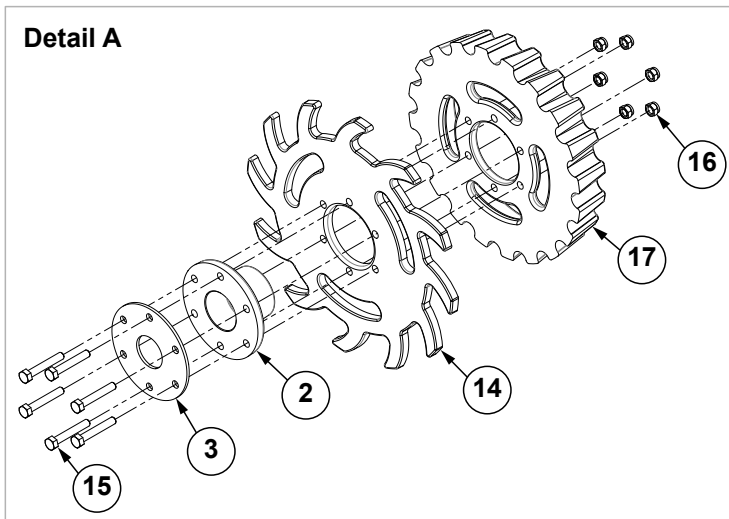
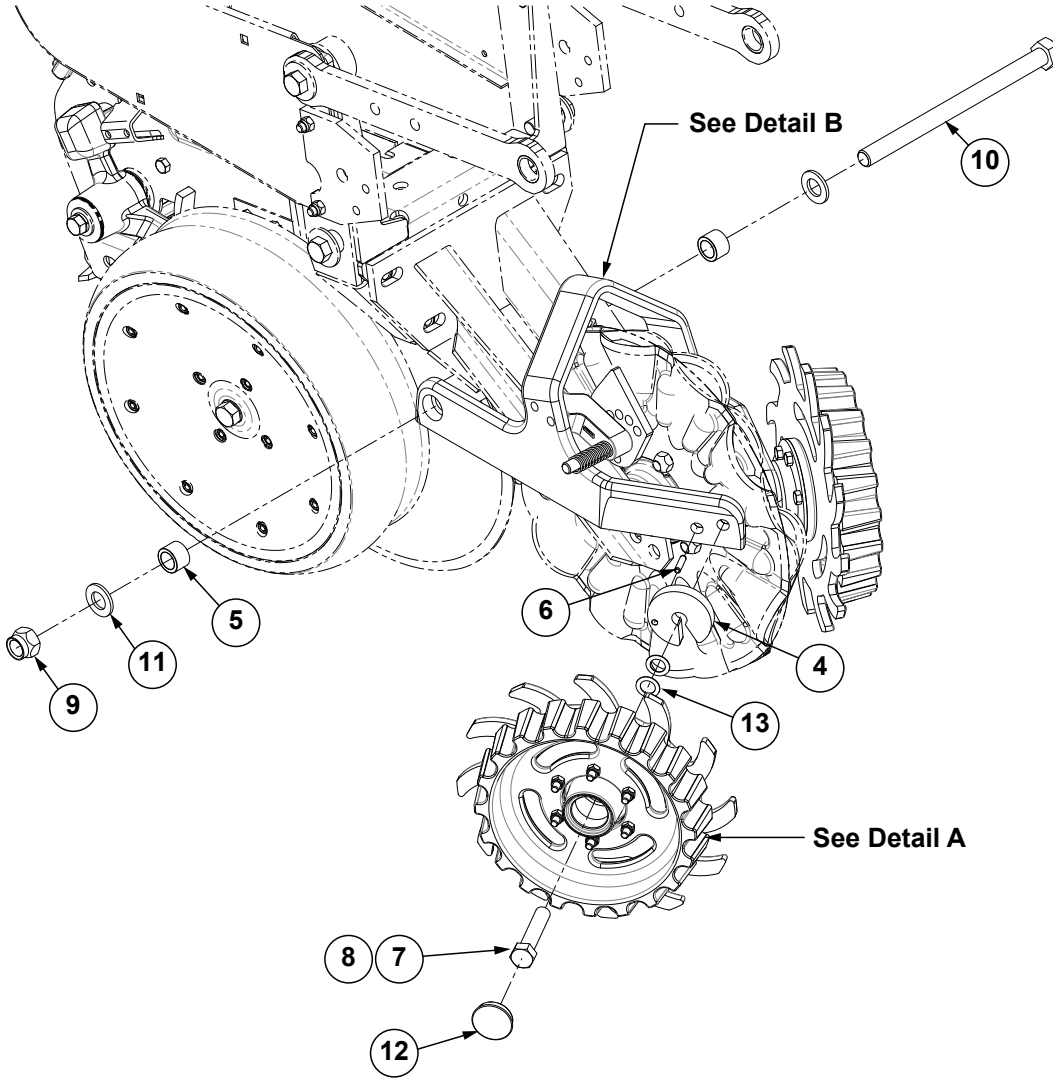
ITEM	PART NO.	QTY. (Per Row)	DESCRIPTION
1	G10636	8	Carriage Bolt, 1/2"-13 x 1 1/2"
2	GA24239	1	Arm
3	G10111	8	Lock Nut, 1/2"-13
4	GD7803	1	Disc Blade, Fluted, 1", 8 Flutes (Shown)
	GD7804	-	Disc Blade, Bubbled, 1"
	GD9254	-	Disc Blade, Fluted, 3/4", 13 Flutes
	G10901301	-	Disc Blade, Fluted, 5/16", 25 Waves
5	GD11677	2	Adapter
6	GA8641	1	Hub W/Bearing And Retaining Ring (Includes items 7 and 8)
7	GA8603	1	Bearing, Double Row
8	GD19292	1	Retaining Ring (Square), 27/16"
9	G10036	1	Hex Head Cap Screw, 5/8"-11 x 4"
	G10107	1	Lock Nut, 5/8"-11

(IP1468)



ITEM	PART NO.	QTY. (Per Row)	DESCRIPTION
1	GB0464	1	Residue Wheel Mount
2	GD26973	1	Cam Locking Pin
3	G10229	2	Lock Washer, 3/8"
4	G10004	2	Hex Head Cap Screw, 3/8"-16 x 1 1/4"
5	GA27038	1	Cam
6	GD10519	1	Spring
7	G11389	1	Flat Washer, 1/2" Plated SAE
8	G10503	2	Hex Jam Nut, 5/8"-11, Grade 2
9	GD1132	2	Dust Cap
10	G11236	1	Hex Head Cap Screw, 3/4"-10 x 10 1/2"
	G11392	2	Flat Washer, 3/4" SAE
	GB0383	2	Bushing, 1 1/8" O.D. x 25/32" I.D. x 3/4" Long
	G11228	1	Lock Nut, 3/4"-10
11	GA8760	2	Weed Guard W/Spring Pin
	G10765	-	Spring Pin, 1/4" x 1" (Included W/GA8760)
12	GD30725	4	Machine Bushing, 5/8" (.030" Thick)
13	GB0387	2	Wheel, 12 Tine, 3/8" x 12"
14	GA5654	2	Hub W/Bearings
	GA2014	-	Bearing (Included W/GA5654)
15	GD9724	2	Backing Plate
16	G10133	12	Hex Head Cap Screw, 5/16"-18 x 1 1/2"
17	G10109	12	Lock Nut, 5/16"-18, Grade 8
18	G10974	1	Lock Nut W/Nylon Insert, 1/2"-13
19	G10010	2	Hex Head Cap Screw, 5/8"-11 x 3"
A	GA12235	-	L.H. Residue Wheel (Items 13-17)
B	GA12236	-	R.H. Residue Wheel (Items 13-17)

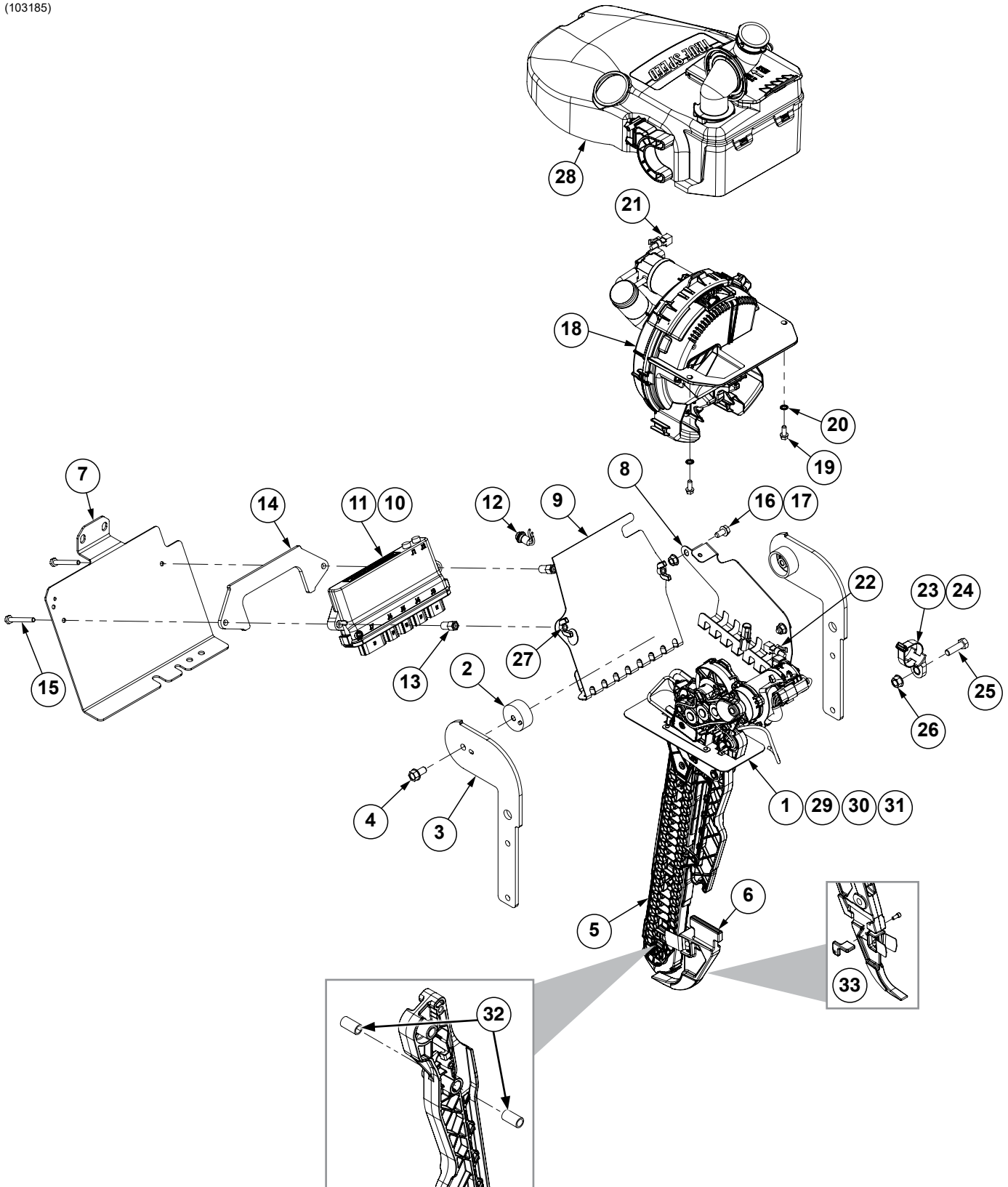
(106531/106528/A19012)





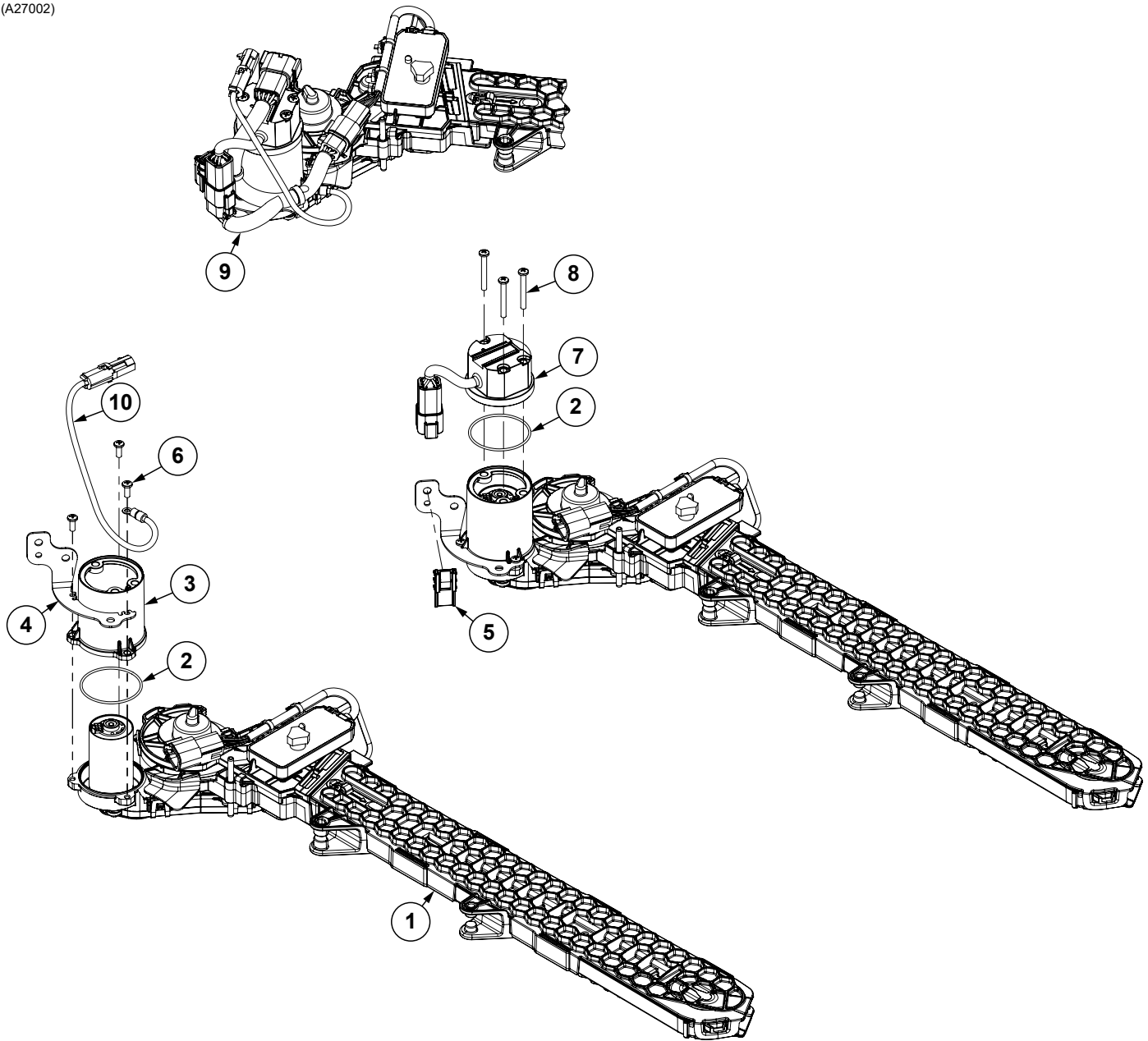
ITEM	PART NO.	QTY. (Per Row)	DESCRIPTION
1	GB0464	1	Residue Wheel Mount
2	GA5654	2	Hub W/Bearings
	GA2014	-	Bearing (Included W/GA5654)
3	GD9724	1	Backing Plate
4	GD11784	2	Weed Guard
5	GB0383	2	Bushing, 1 1/8" O.D. x 25/32" I.D. x 3/4" Long
6	G10765	2	Spring Pin, 1/4" x 1"
7	G10010	2	Hex Head Cap Screw, 5/8"-11 x 3"
8	G10503	2	Hex Jam Nut, 5/8"-11, Grade 2
9	G11228	1	Lock Nut, 3/4"-10
10	G11236	1	Hex Head Cap Screw, 3/4"-10 x 10 1/2"
11	G11392	2	Flat Washer, 3/4" SAE
12	GD1132	2	Dust Cap
13	GD30725	4	Machine Bushing, 5/8" (.030" Thick)
14	GB0387	1	Wheel, 12 Tine, 3/8" x 12"
15	G10041	6	Hex Head Cap Screw, 5/16"-18 x 2"
16	G10109	6	Lock Nut, 5/16"-18, Grade 8
17	G10427101	1	Row Cleaner Floater
18	GD26973	1	Cam Locking Pin
19	GA27038	1	Cam
20	GD10519	1	Spring
21	G11389	1	Flat Washer, 1/2" Plated SAE
22	G10974	1	Lock Nut W/Nylon Insert, 1/2"-13
23	G10229	2	Lock Washer, 3/8"
24	G10004	2	Hex Head Cap Screw, 3/8"-16 x 1 1/4"
A	G10652801	1	L.H. Residue Wheel (Items 2-3 and 14-17)
B	G10652901	1	R.H. Residue Wheel (Items 2-3 and 14-17)

(103185)



ITEM	PART NO.	QTY. (per row)	DESCRIPTION
1	GA27008 GD36951 G11996	1 - -	Seed Delivery Rail Seed Delivery Spring Slotted Spring Pin, 3/16" x 2 1/4"
2	GB1218	2	Hopper Mount
3	G10302401	2	True Speed Hopper Mount
4	G11123	2	Hex Serrated Flange Cap Screw, 3/8"-16 x 3/4"
5	GA27002	1	<a href="#">See "True Speed Seed Delivery System W/Driver" on page P41</a>
6	G10418802	1	Disc Opener Scraper Assembly
7	G10617801	1	IPN Pull Row Unit Mount
8	G10267501	1	Wire Tray
9	G10267601	1	IPN Wire Shield, 3000 Series
10	GA25949	1	IPN Module Assembly
11	---	---	---
12	GA15485	1	Button
13	GD35609	2	Hex Standoff
14	GD35629	1	IPN Row Unit Plate
15	G10265601	2	Hex Head Cap Screw, 1/4"-20 x 2 1/4", Grade 5
16	G10961	2	Flanged Whiz Lock Screw, 5/16"-18 x 3/4", No Serration
17	G10620	2	Serrated Flange Nut, 5/16"-18
18	---	1	<a href="#">See "True Speed Seed Meter" on page P47</a>
19	G10960	2	Hex Non-Serrated Flange Cap Screw, 1/4"-20 x 5/8", Grade 5
20	G11249	2	External Tooth Washer, 1/4"
21	G10213601	1	True Speed ESD Ground Strap Harness
22	G10213602	1	True Speed ESD Ground Strap Harness
23	G10176901	1	Cable Tie, 1/2" x 12" (Black)
24	G10088301	1	Cable Tie Mount, 3/8"
25	G10004	1	Hex Head Cap Screw, 3/8"-16 x 1 1/4"
26	G10622	1	Serrated Flange Nut, 3/8"-16
27	G10531	2	Wing Nut W/Nylon Insert, 1/4"-20
28	G10336801	1	<a href="#">See "True Speed Mini-Hopper" on page P53</a>
29	G10210801	1	True Speed 3K Pull Row Unit Harness
30	GD26288	1	Cap, 6-Pin Deutsch Plug
31	G10266701	1	Dust Cap, 8 Pin
32	GD36952-02	2	Spacer
33	G1K774	---	Row Unit Scraper Shim Kit; Includes (1) Hex Socket Head Cap Screw, (1) Scraper Shim, and (1) Instruction Sheet

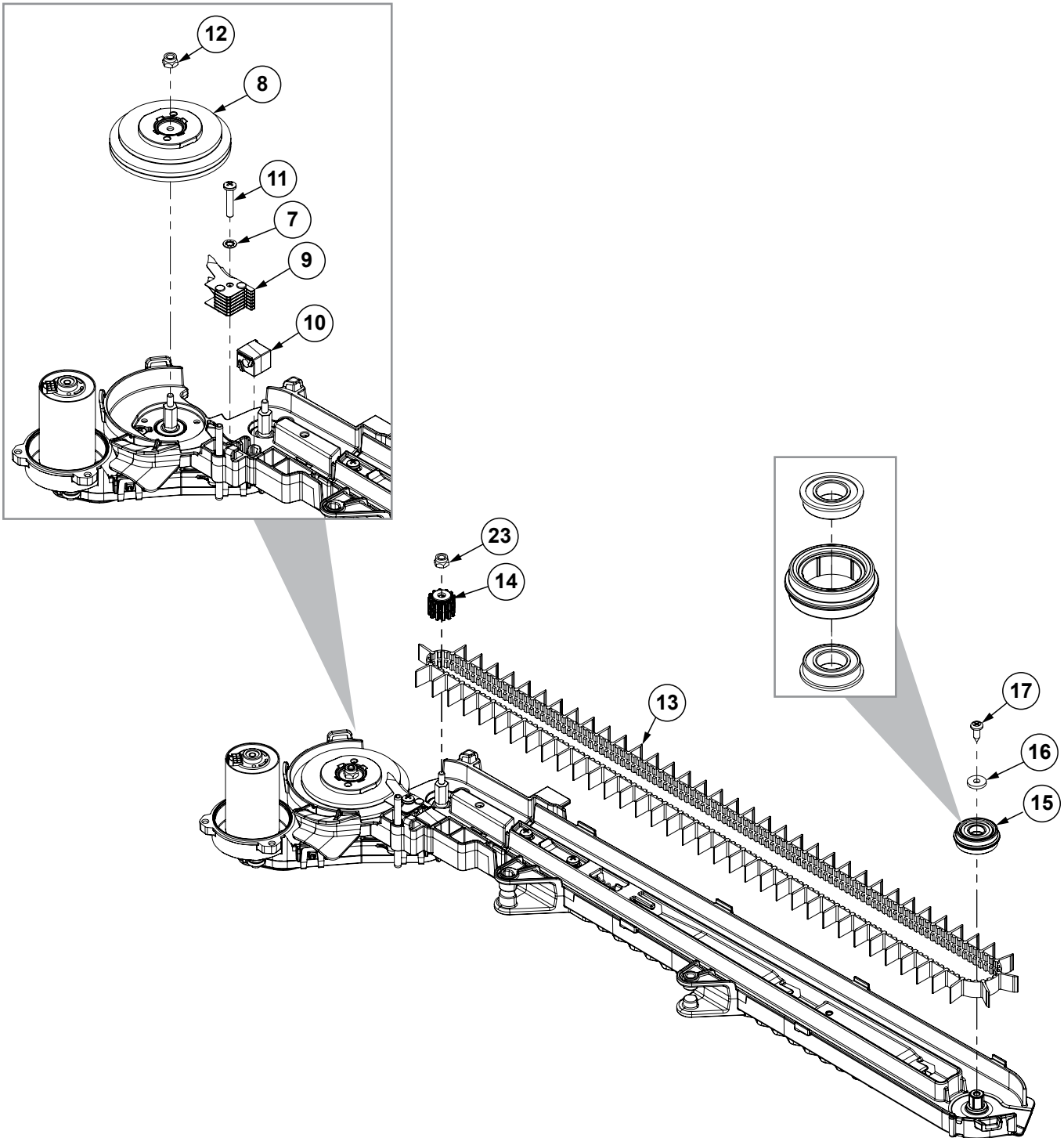
(A27002)



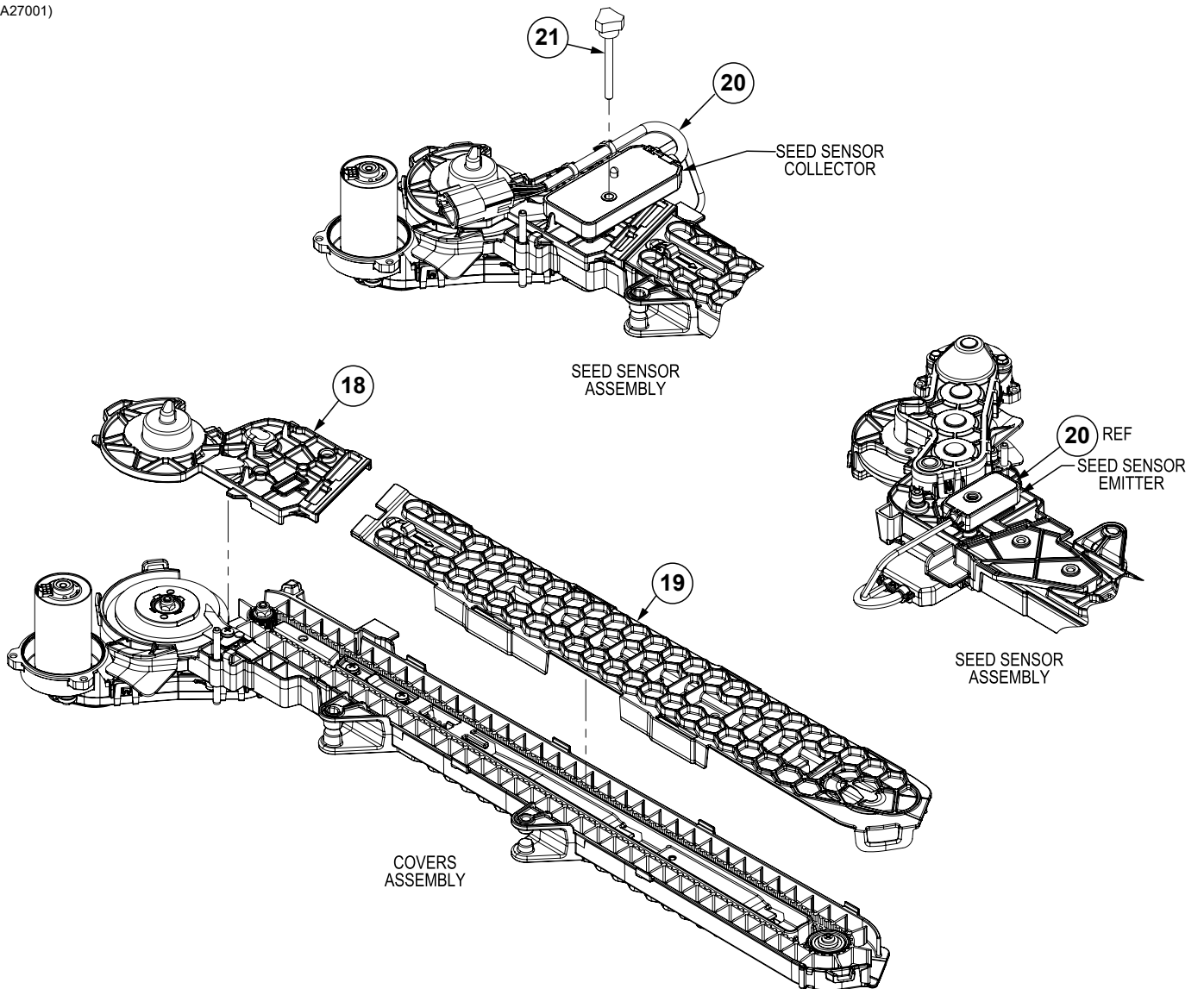
ITEM	PART NO.	QTY.	DESCRIPTION
1	GA27001	1	<a href="#">See "True Speed Seed Delivery System Assembly" on page P43</a>
2	GB1291	2	O-Ring
3	GB1289	1	BLDC Cover Housing
4	GD36961	1	Harness Routing Bracket
5	GD26293	-	Attachment Clip
6	G11981	-	Phillips Pan Head Machine Screw, #8-32 x 1/2"
7	G10429001	1	Motor Driver Assembly
8	G11960	3	Phillips Pan Head Machine Screw #8-32 x 1/2", Stainless Steel
9	GA26980	1	True Speed Seed Tube
10	G10213502	1	True Speed ESD Ground Strap Harness
A	G10749X	-	Seed Delivery System W/Driver (Items 1-10)

**This page left blank intentionally.**

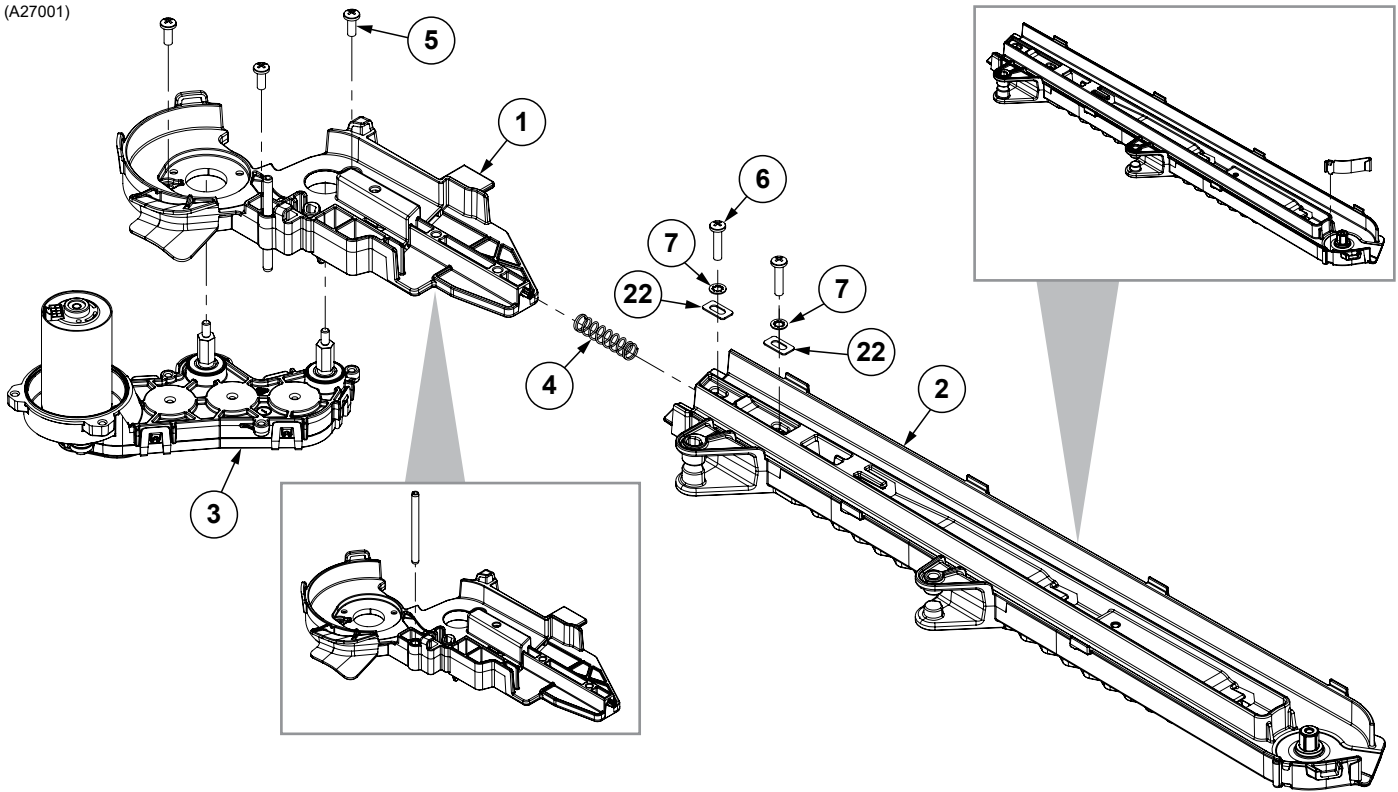
(A27001)



(A27001)



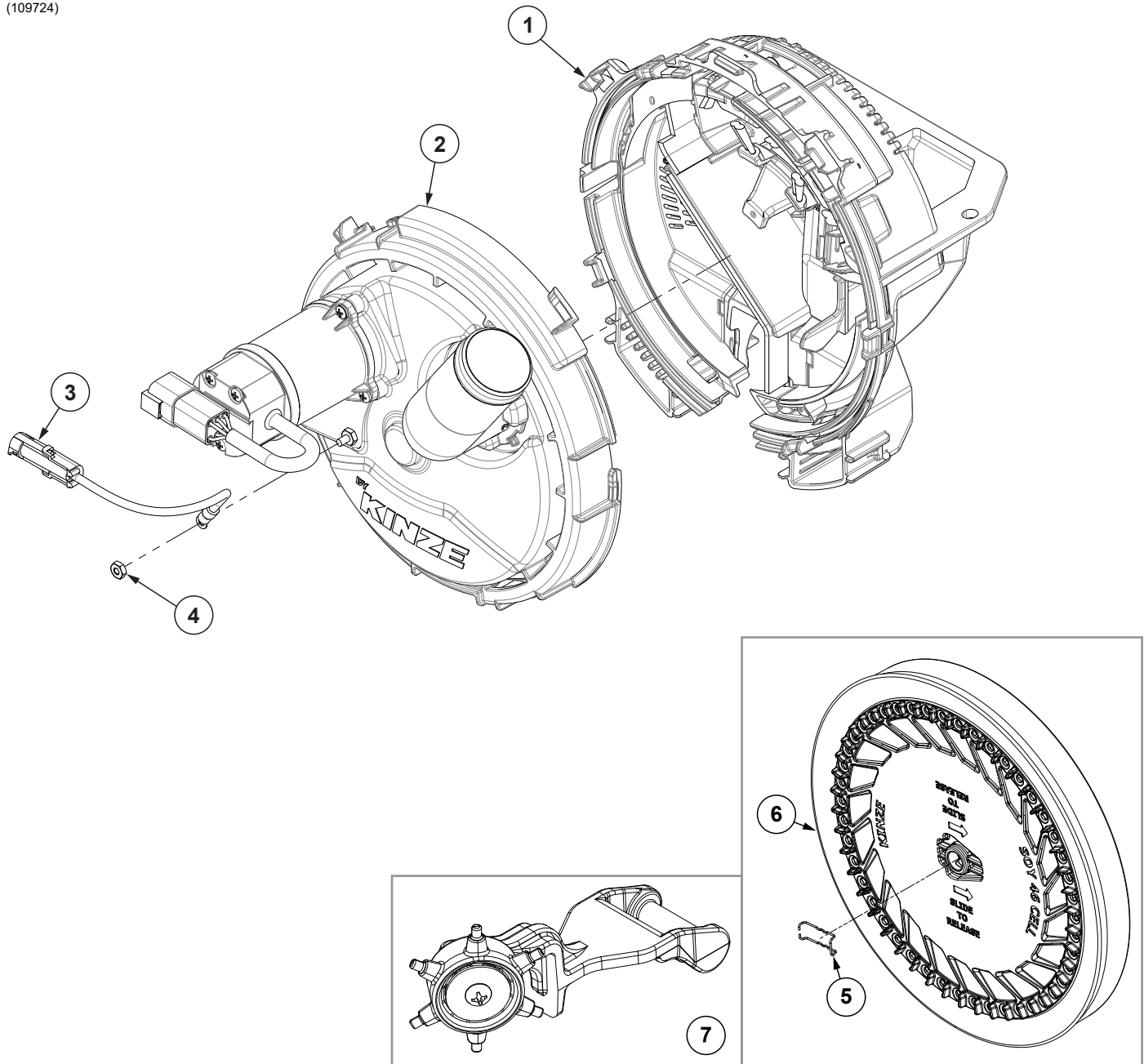
(A27001)





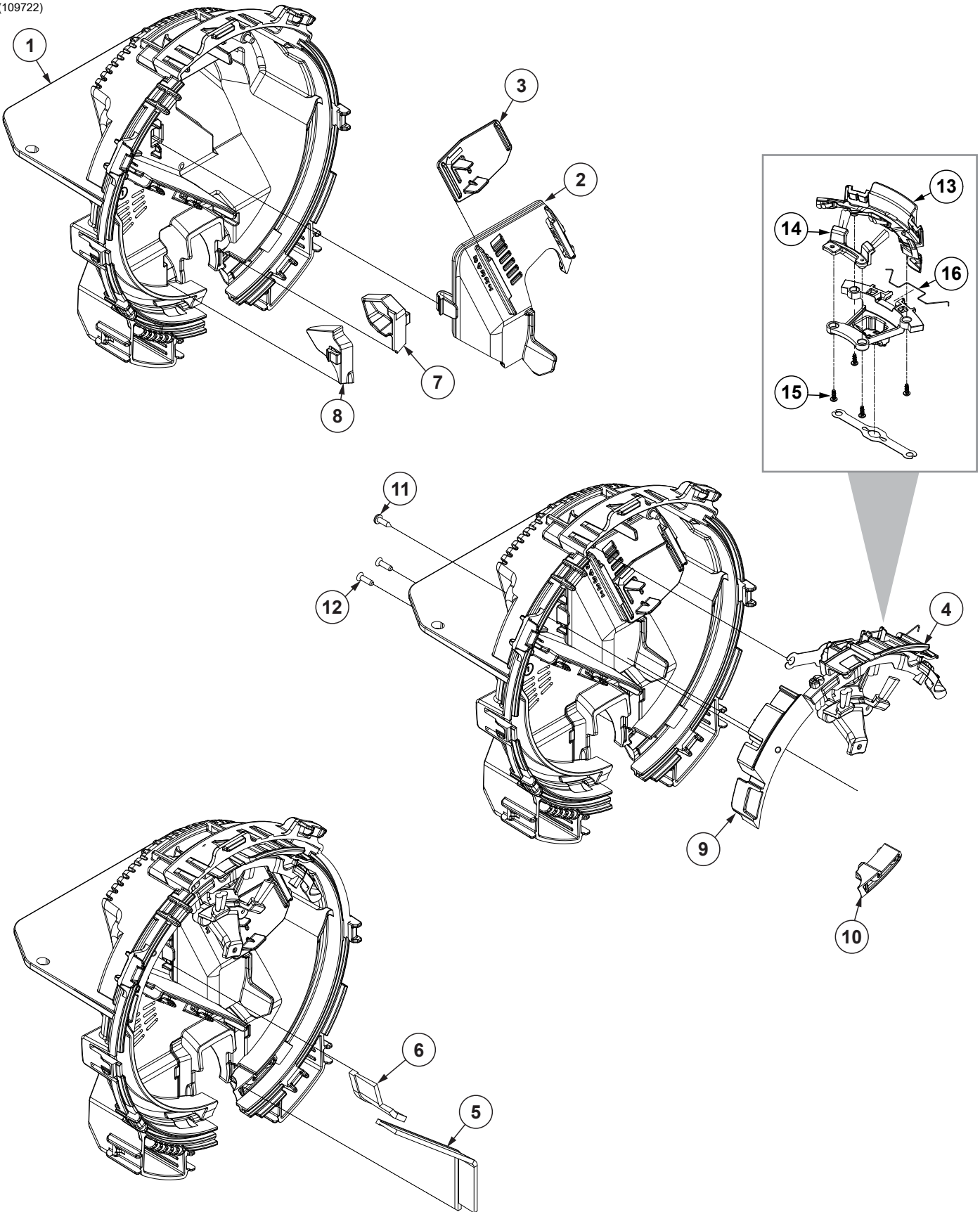
ITEM	PART NO.	QTY.	DESCRIPTION
1	GA27133	1	Seed Delivery Upper Housing Assembly
	G10208201	1	Seed Delivery Upper Housing (Included W/GA27133)
	G11996	1	Spring Slot Pin, 3/16" x 2 1/4" (Included W/GA27133)
2	GA27084	1	Seed Delivery Lower Housing Assembly
	GB1250	1	Seed Delivery Lower Housing (Included W/GA27084)
3	G10545501	1	Seed Delivery Gearcase Assembly
4	GD36938	1	Belt Tensioner Spring
5	G11986	3	Phillips Pan Head Machine Screw, No. 8-32 x 7/16"
6	G11067	2	Phillips Pan Head Machine Screw, No. 8-32 x 3/4", Stainless Steel
7	G11995	3	Internal Tooth Washer, No. 8, Stainless Steel
8	GA27005	1	Brush Wheel Assembly
9	GA27004	1	Brush Wheel Comb Assembly
10	GB1257	1	Seed Relief Scrubber
11	G10425701	1	Phillips Pan Head Machine Screw, No. 8-32 x 7/8", Black Oxide
12	G11202	2	Lock Nut W/Nylon Insert, No. 8-32, Stainless Steel
13	GB1256	1	Seed Delivery Belt
14	G10218301	1	Belt Drive Sprocket
15	GA27134	1	Seed Delivery Idler Pulley Assembly
	GB1255	1	Seed Deliver Idler Pulley (Included W/GA27134)
16	G10425501	1	Washer, 12 MM O.D. x 4.3MM I.D. x 1MM
17	G10425401	1	Phillips Flat Head Tapping Screw, No. 8-18 x 1/2"
18	G10208301	1	Seed Delivery Upper Cover
19	GB1251	1	Seed Delivery Lower Cover
20	GA27003	1	Seed Sensor Assembly
21	G10230701	1	Hex Socket Head Cap Screw, No. 10-24
	G10060301	1	Knob, No. 10
22	G10366201	2	Slotted Rectangular Washer
23	G11729	1	Hex Lock Nut, No. 6-32
A	GA27001	1	Seed Delivery System Assembly, Items 1-21

(109724)



ITEM	PART NO.	QTY.	DESCRIPTION
1	---	1	<a href="#">See "True Speed Meter Housing" on page P49</a>
2	---	1	<a href="#">See "True Speed Meter Cover" on page P51</a>
3	G10213501	1	True Speed ESD Ground Strap Harness
4	G10928	1	Hex Nut, No. 8-32, Stainless Steel
5	G10318701	1	Seed Disc Retention Clip (Included W/Item 6)
6	G10892X	-	Seed Disc, Corn, 32 Cell (Light Blue Color-Coded) and Ejector Assembly
	G10894X	-	Seed Disc, Soybean, 46 Cell (Black Color-Coded) and Ejector Assembly
	G10893X	-	Seed Disc, Soybean, 92 Cell (Black Color-Coded) and Ejector Assembly
	G10992X	-	Seed Disc, Cotton, 46 Cell (Green Color-Coded) and Ejector Assembly
	G10860X	-	Seed Disc, Sugar Beets/Milo, 46 Cell (Orange Color-Coded) and Ejector Assembly
	G11124X	-	Seed Disc, Sunflower, 23 Cell (Yellow Color-Coded) and Ejector Assembly
7	G10177501	-	Ejector Assembly, 32 Cell Corn (Included W/G10892X)
	G10177701	-	Ejector Assembly, 46 Cell Soybean (Included W/G10894X)
	G10177601	-	Ejector Assembly, 92 Cell Soybean (Included W/G10893X)
	GA27002	-	Ejector Assembly, 46 Cell Cotton (Included W/G10992X)
	GA27023	-	Ejector Assembly, 46 Cell Sugar Beets (Included W/G10860X)
	G10618501	-	Ejector Assembly, 23 Cell Sunflower (Included W/G11124X)
A	G10750X	1	True Speed Meter W/Driver Assembly, Items 1-4

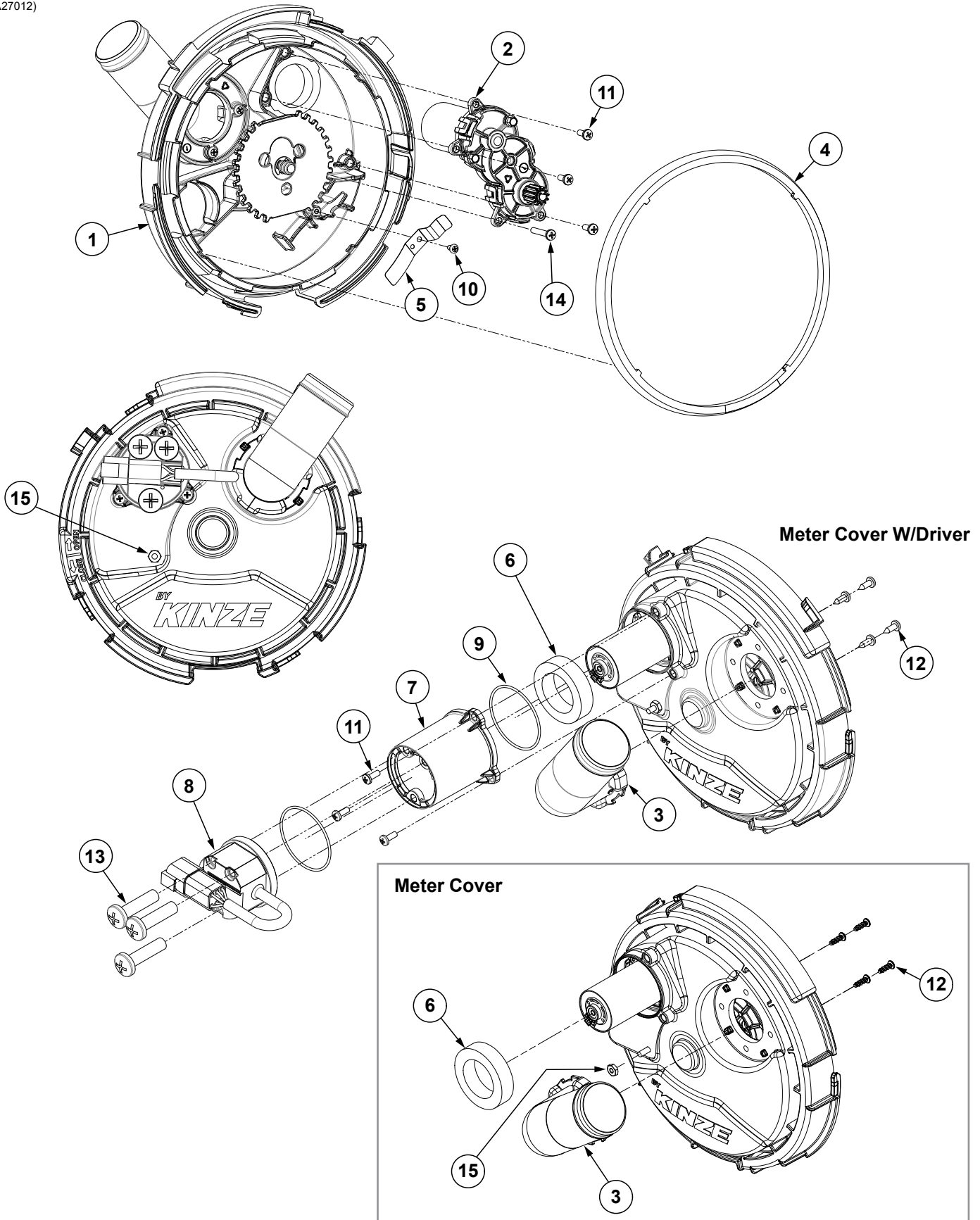
(109722)



---

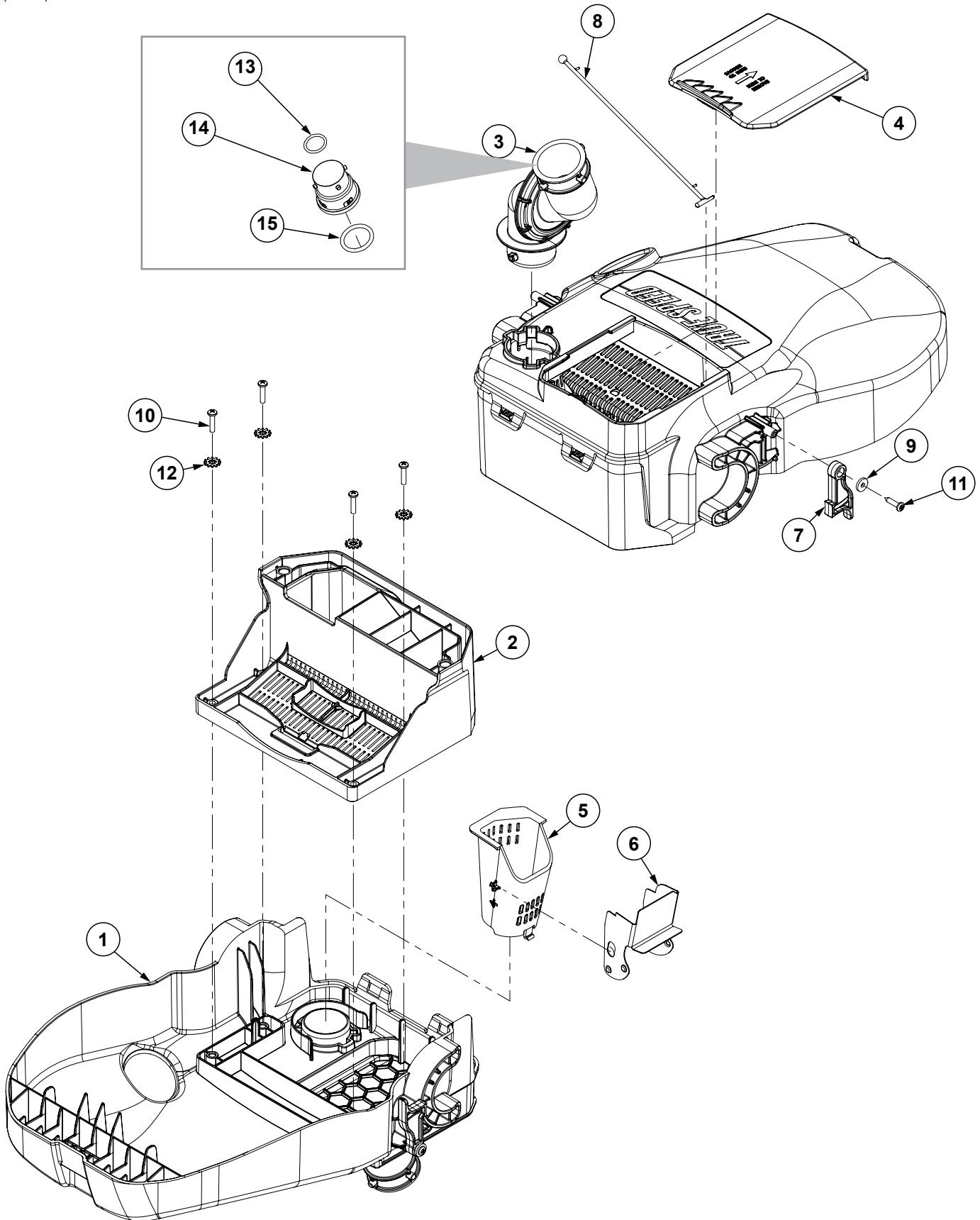
ITEM	PART NO.	QTY.	DESCRIPTION
1	G10208401	1	Meter Housing
2	GB1275	1	Meter Baffle
3	GB1276	1	Door Baffle
4	GA27013	1	Singulator Assembly (Includes Items 13-14)
5	GD36954	1	Meter Wall Brush, Large
6	G10459801	1	Meter Wall Brush, Small
7	GB1307	1	Meter Housing Plug
8	GB1306	1	Meter Housing Plug
9	G10153101	1	Upper Seed Relief Insert
10	G10949902	1	Lower Seed Relief Insert
11	G11556	1	Phillips Pan Head Tapping Screw, 6-19 x 1/2"
12	G10181201	2	Phillips Pan Head Tapping Screw, No. 6-19 x 1/2"
13	GA27015	1	Outer Singulator Brush (Included W/Item 4)
14	GA27014	1	Inner Singulator Brush (Included W/Item 4)
15	G11619	4	Phillips Pan Head Tapping Screw, No. 6-19 x 3/8"
16	G10320201	1	Singulator Spring

(A27012)



ITEM	PART NO.	QTY.	DESCRIPTION
1	G10320401	1	Meter Cover W/Bearing Assembly
2	G10545601	1	Meter Gearcase Assembly
	GA27007	-	BLDC Motor (Included W/G10545601)
	GB1288	-	Meter Pinion Gear (Included W/G10545601)
	G11994	-	External Side Mount Retaining Ring (Included W/G10545601)
	G10263501	-	Hex Serrated Flange Machine Screw, No. 6-32 x 5/8", Grade 5 (Included W/G10545601)
3	GB1281	1	Vacuum Elbow
4	GB1282	1	Meter Seal
5	GD36959	1	Ejector Arm Retention Spring
6	G10108302	1	Motor Foam Seal
7	GB1289	1	BLDC Cover Housing
8	G10429001	1	Motor Driver Assembly
9	GB1291	2	O-Ring
10	G11619	1	Phillips Pan Head Tapping Screw, No. 6-19 x 3/8"
11	G10724301	6	Phillips Pan Head Machine Screw, No. 8-32 x 7/16"
12	G11578	4	Phillips Pan Head Tapping Screw, No. 8-18 x 1/2"
13	G11297	3	Phillips Pan Head Machine Screw #8 - 32 x 1 3/8", Stainless Steel
14	G11201	1	Phillips Pan Head Machine Screw, No. 8-32 x 1", Stainless Steel
15	G10928	1	Hex Nut, No. 8-32, Stainless Steel

(103368)





---

ITEM	PART NO.	QTY.	DESCRIPTION
1	G10229302	1	Mini-Hopper Cover
2	GB1240	1	Mini-Hopper
3	GA26999	1	Bulk Fill Swivel Inlet
4	GB1242	1	Mini-Hopper Lid
5	G10506301	1	Bulk Fill Diffuser
6	G10199801	1	Diffuser Door
7	GB1246	1	Hopper Latch
8	GB1247	1	Tether
9	G11983	1	Flat Washer, No. 8
10	G11067	4	Phillips Pan Head Machine Screw, No. 8-32 x 3/4", Stainless Steel
11	G11770	1	Phillips Pan Head Tapping Screw,
12	G10931	4	Lock Washer, No. 8, Internal/External, Stainless Steel
13	GD19508	-	Small O-Ring
14	GB0430	-	Bulk Fill Large Cap
15	GD19509	-	O-Ring, Large

**NOTE:** Push row units use the same seed tube, row unit depth adjustment components, quick adjustable down force springs, 15" opener disc blades, gauge wheels, closing wheels, meter drive and seed hopper as the pull row unit. See those pages for common parts.

[See "Shank Assembly, Seed Tube, and Depth Adjustment" on page P3](#)

[See "Parallel Arms, Mounting Support Plate, and Quick Adjustable Down Force Springs Option" on page P7](#)

[See "15" Seed Opener Disc Blade/Bearing Assembly and Scrapers" on page P13](#)

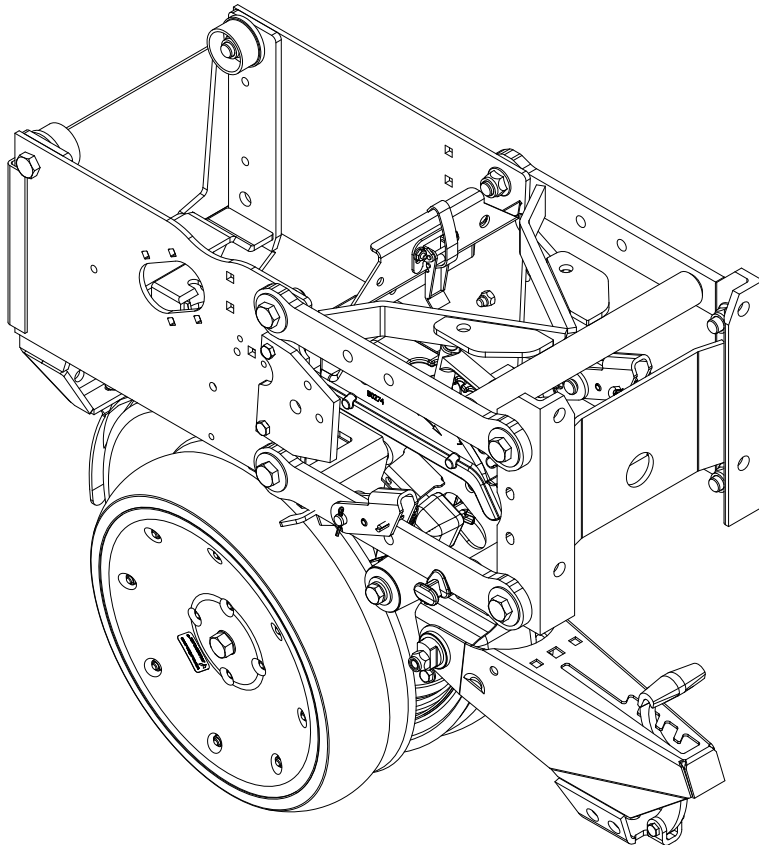
[See "Gauge Wheels" on page P15](#)

[See "'V" Closing Wheels" on page P17](#)

[See "Hopper Support and Meter Drive" on page P19](#)

[See "Seed Hopper and Lid" on page P22](#)

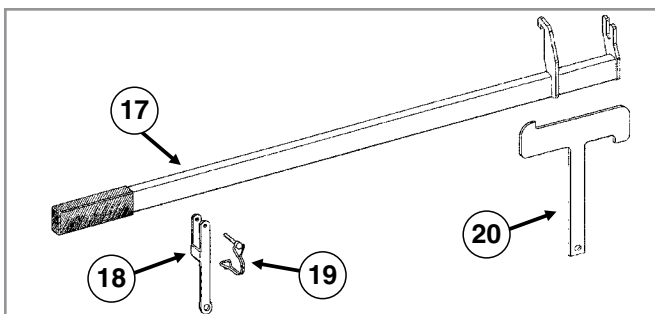
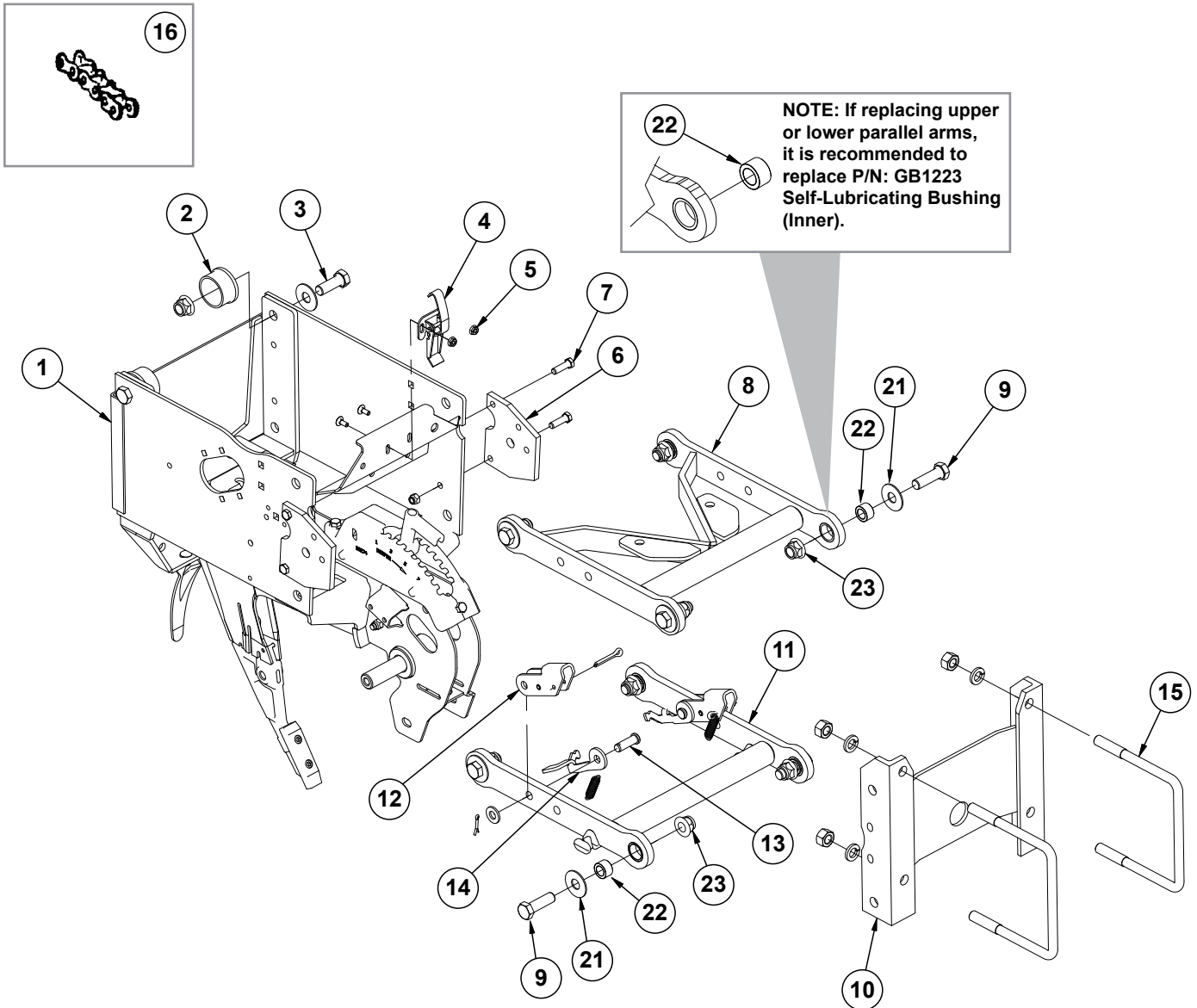
**NOTE:** Row unit assembly does not include the following: seed meter assembly, seed tube assembly, row unit hopper assembly, closing wheels, or seed meter clutch.



ITEM	PART NO.	QTY. (Per Row)	DESCRIPTION
1	G10504X	1	Push Row Unit Assembly, Standard Gauge Wheel
2	G10985X	1	Push Row Unit Assembly, Spoked Gauge Wheel
3	G10917X	1	Push Row Unit Assembly, Standard Gauge Wheel (True Speed)
4	G10918X	1	Push Row Unit Assembly, Spoked Gauge Wheel (True Speed)

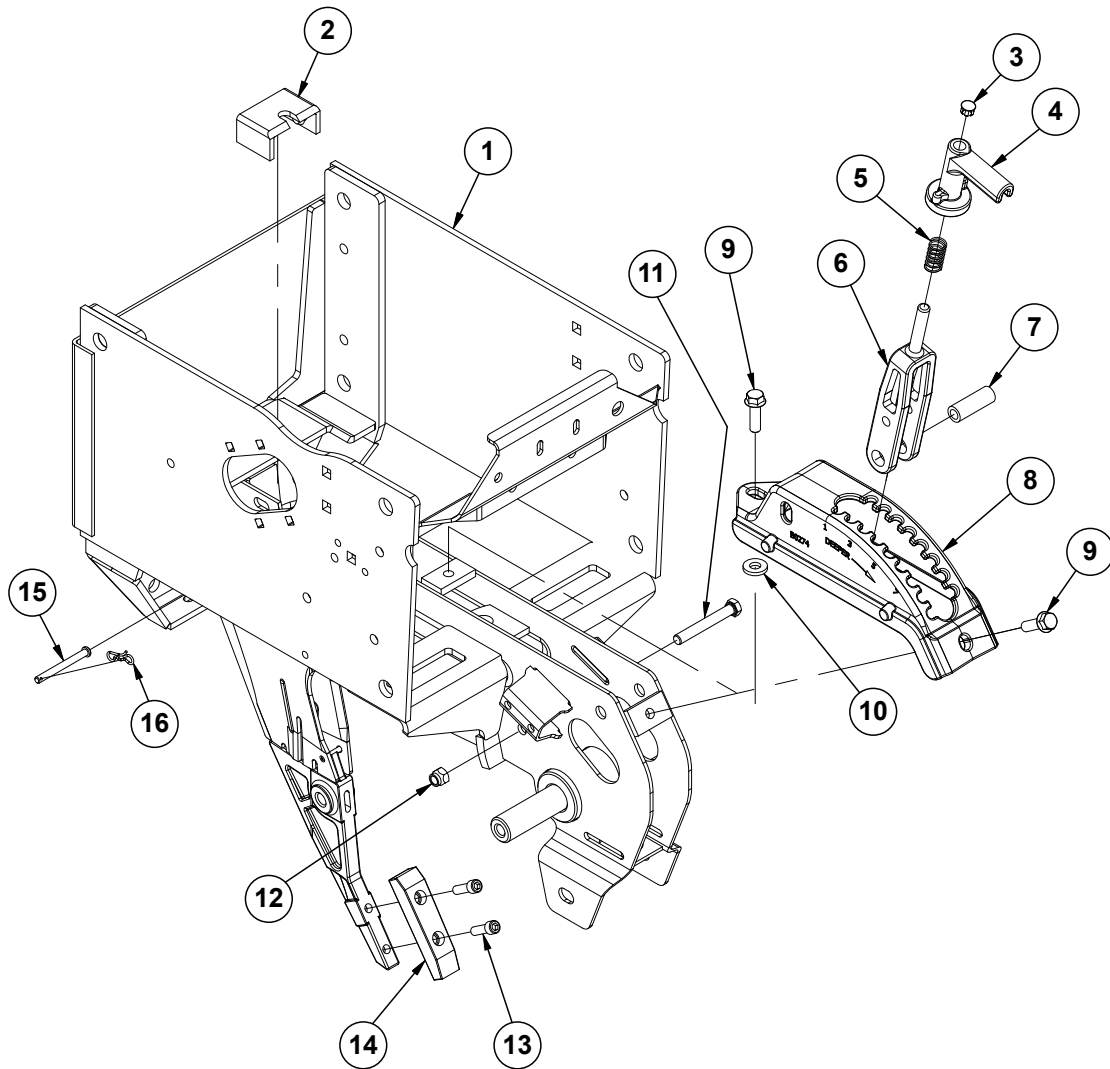
**This page left blank intentionally.**

**NOTE:** Push row units use the same seed tube, row unit depth adjustment components, quick adjustable down force springs, 15" opener disc blades, gauge wheels, closing wheels, meter drive and seed hopper as the pull row unit. See those pages for common parts.



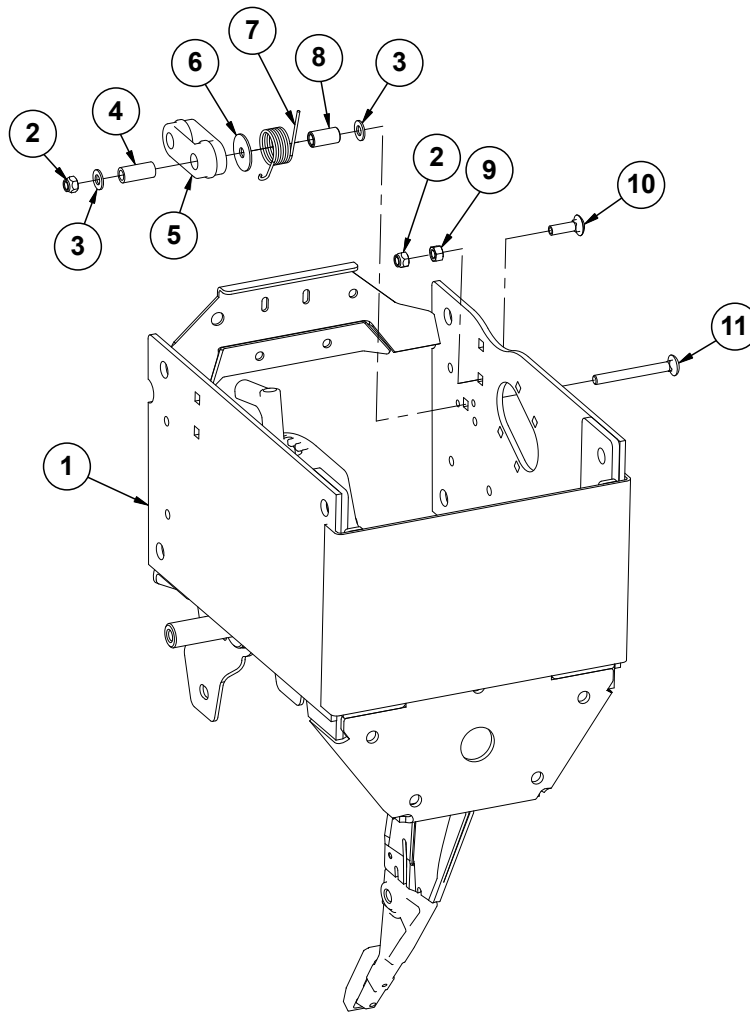
ITEM	PART NO.	QTY. (Per Row)	DESCRIPTION
1	---	1	<a href="#">See "Shank and Depth Adjustment (Split Row)" on page P59</a>
2	GB0314	2	Hopper Mount
3	G10751	2	Hex Head Cap Screw, 5/8"-18 x 1 3/4"
	G11514	2	Lock Nut, 5/8"-18
4	GA2007	1	Hopper Hold Down Latch
5	G10621	2	Serrated Flange Nut, 1/4"-20
	G10309	2	Carriage Bolt, 1/4"-20 x 5/8", Grade 5
6	GD24545	2	Row Unit Stop
7	G10003	4	Hex Head Cap Screw, 3/8"-16 x 1 1/2"
	G10108	4	Lock Nut, 3/8"-16
8	G10011301	1	Upper Parallel Arm Assembly
	GB1224	-	Self-Lubricating Bushing (Included W/G10011301)
9	G10732	4	Hex Head Cap Screw, 5/8"-18 x 2"
10	GA11971	1	Mounting Plate
11	G10011401	1	Lower Parallel Arm Assembly
	GB1224	-	Self-Lubricating Bushing (Included W/G10011301)
12	GD11264	1	Lockup
	G10718	2	Spring Pin, 5/16" x 1 1/2"
	G10463	2	Cotter Pin, 1/4" x 1 1/2"
	GD25569	2	Spring
13	G10284	2	Clevis Pin, 1/2" x 1 1/2"
	G11389	2	Flat Washer, 1/2" Plated SAE
	G10451	2	Cotter Pin, 1/8" x 1"
14	GD25568	1	Spring Mount Tab, L.H.
	GD29459	1	Spring Mount Tab, R.H.
15	GD1113	2	U-Bolt, 5" x 7" x 5/8"-11
	GD1114	2	U-Bolt, 7" x 7" x 5/8"-11
	G10230	4	Lock Washer, 5/8"
	G10104	4	Hex Nut, 5/8"-11
16	G3303-96	1	Chain, No. 41, 96 Pitch Including Connector Link
	GR0196	1	Connector Link, No. 41
17	GA24889	-	Lift Lever W/Boot
	GD11649	-	Boot (Included W/GA24889)
18	GD35471	1	Bracket (Lift Lever)
19	GD9695	1	Wire Lock Pin, 1/4" x 1 3/4"
20	GD35472	1	Mount
21	G11976	8	Flat Washer, 5/8" x 1 3/4"
22	GB1223	8	Self-Lubricating Bushing
23	G11514	8	Lock Nut, 5/8"-18
A	G1K534	-	Push Unit Lock-Up Kit, Items 6, and 12-14 (Includes GD24545 - Push Unit Stop)
B	G1K535	-	Push Unit Spring Lock-Up Kit, Items 12-14
C	G1K759	-	Push Row Unit Parallel Kit, Includes: (1) G10011301, (1) G10011401, (8) GB1223, (8) G11976, (2) G10732, (8) G11514, (6) G10751, (2) IS1066

(IP1585)



ITEM	PART NO.	QTY. (Per Row)	DESCRIPTION
1	GA26297	1	Push Row Unit Shank
2	GD16245	1	Sun Shade (Rubber)
3	GD3612	1	Cap Plug
4	GB0266	1	Handle, Depth Adjustment
5	GD10993	1	Spring
6	GB0267	1	Lever, Depth Adjustment
7	GD11259	1	Sleeve, $\frac{3}{8}$ " I.D. x $\frac{5}{8}$ " O.D. x $1\frac{25}{32}$ " Long
8	GB0274	1	Cover, Depth Adjustment
9	G11015	2	Hex Washer Head Cap Screw, $\frac{3}{8}$ "-16 x $1\frac{1}{4}$ "
10	G10207	1	Washer, $\frac{7}{8}$ " O.D. x $1\frac{3}{32}$ " I.D. x .134"
11	G11592	1	Hex Head Cap Screw, $\frac{3}{8}$ "-24 x $2\frac{3}{4}$ ", Grade 8
12	G11591	1	Nylon Lock Nut, $\frac{3}{8}$ "-24, Grade C
13	G10500901	2	Hex Socket Head Cap Screw, $\frac{5}{16}$ "-18 x 1", Grade 8
14	G10038601	1	Scraper
15	G10551	1	Clevis Pin, $\frac{1}{4}$ " x $2\frac{1}{2}$ "
16	G10122301	1	Bow Tie Cotter Pin

(IP1586)

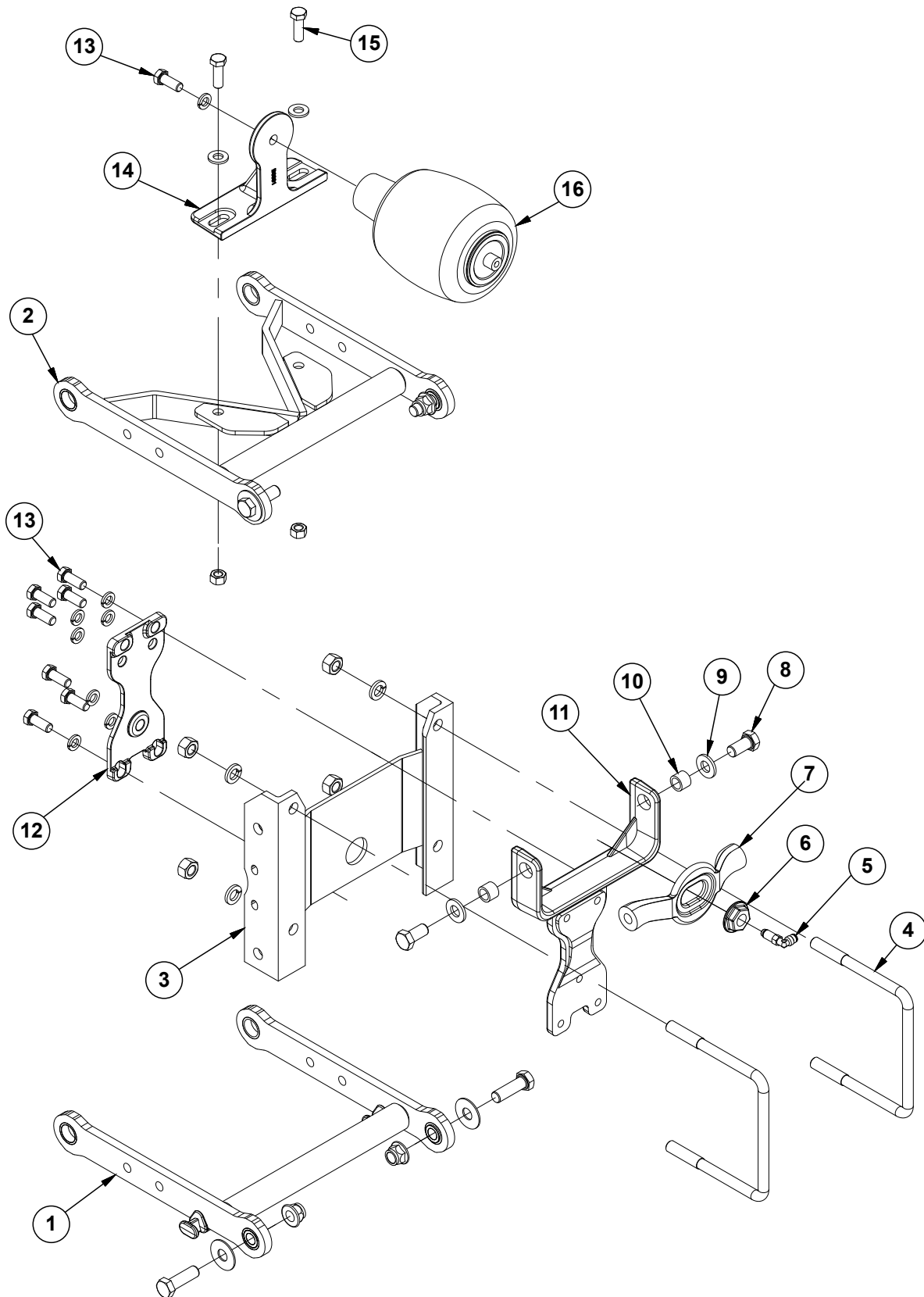


ITEM	PART NO.	QTY. (Per Row)	DESCRIPTION
1	---	1	<a href="#">See "Shank and Depth Adjustment (Split Row)" on page P34</a>
2	G10108	2	Lock Nut, 3/8"-16
3	G11387	2	Flat Washer, 3/8" SAE
4	GD8893-01	1	Sleeve, 1 3/8" Long
5	GB0968	1	Idler
6	G10201	1	Special Washer, 3/8" x 1 1/2" O.D.
7	GD11218	1	Spring
8	GD1026	1	Sleeve, 1 3/8" Long
9	G10101	1	Hex Nut, 3/8"-16
10	G10599	1	Carriage Bolt, 3/8"-16 x 1 1/4"
11	G10307	1	Carriage Bolt, 3/8"-16 x 3 1/2"



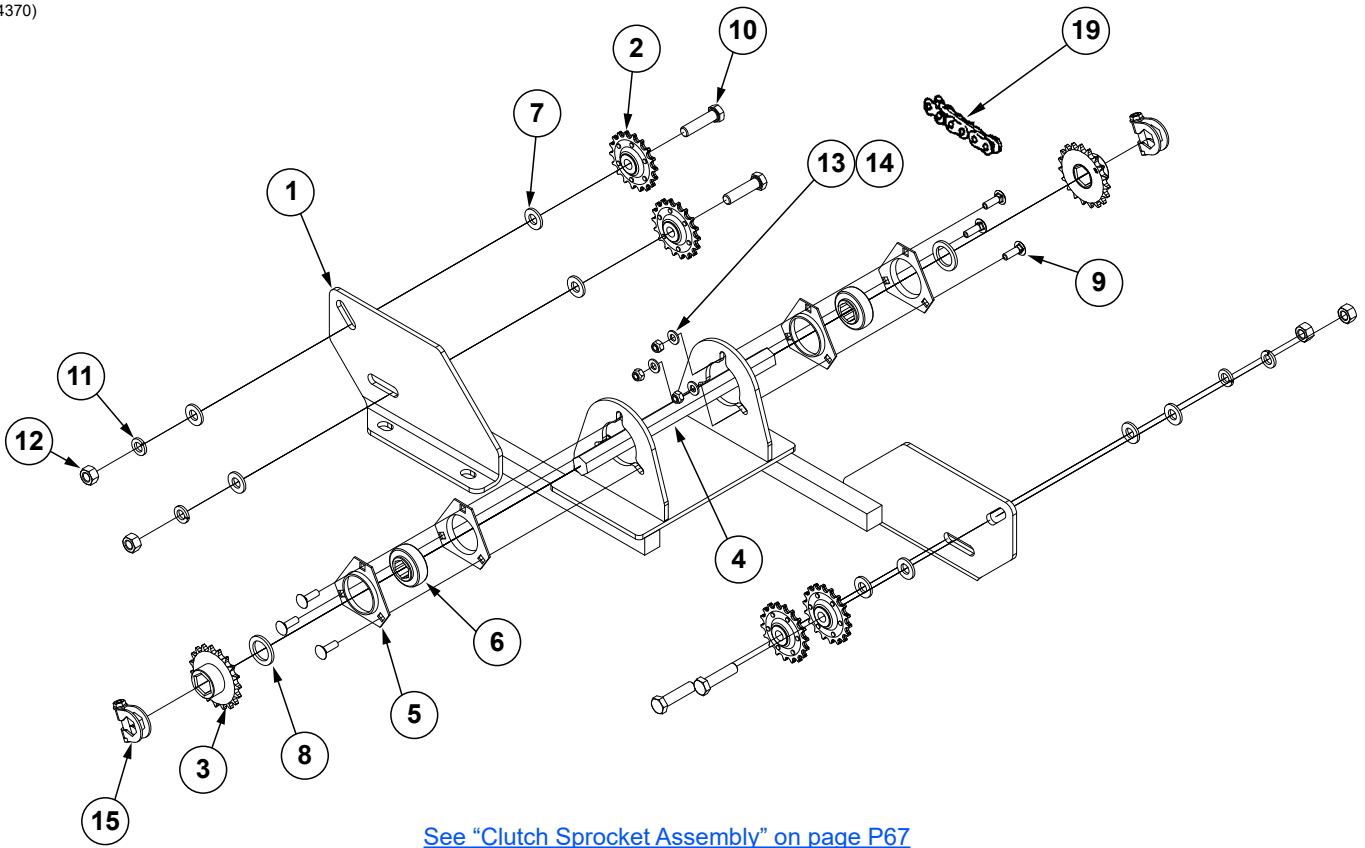
**This page left blank intentionally.**

(IP1641)

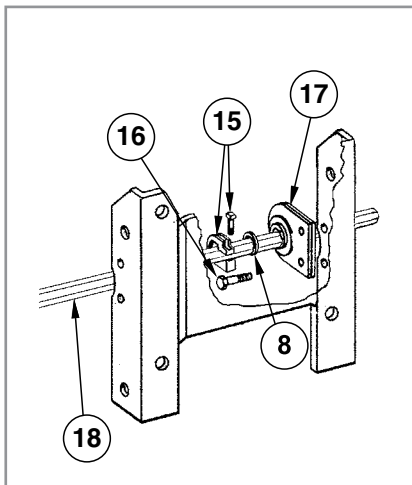


ITEM	PART NO.	QTY. (Per Row)	DESCRIPTION
1	---	---	<a href="#">See "Parallel Arms and Face Plate (Split Row)" on page P57</a>
2	---	---	<a href="#">See "Parallel Arms and Face Plate (Split Row)" on page P57</a>
3	---	1	<a href="#">See "Parallel Arms and Face Plate (Split Row)" on page P57</a>
4	---	---	<a href="#">See "Parallel Arms and Face Plate (Split Row)" on page P57</a>
5	GD18011	1	Elbow, 3/8" x 1/8" NPT Extended
6	GB0397	1	Shoulder Nut, 3/4"-16
7	GB0392	1	Yoke
8	G11018	2	Hex Head Cap Screw, 5/8"-18 x 1 1/4"
9	G11391	2	Flat Washer, 5/8" SAE
10	GD3180-30	2	Sleeve, 7/8" O.D. x 5/8" I.D. x 2 1/32"
11	GB0390	1	Yoke Mount
12	GB0389	1	Plate
13	G10037	8	Hex Head Cap Screw, 1/2"-13 x 1 1/4"
	G10228	8	Lock Washer, 1/2"
14	GB0391	1	Mount
15	G10037	2	Hex Head Cap Screw, 1/2"-13 x 1 1/4"
	G11389	2	Flat Washer, 1/2" Plated SAE
	G10071	2	Serrated Flange Nut, 1/2"-13
16	GA11982	1	Air Spring Assembly

(A24370)

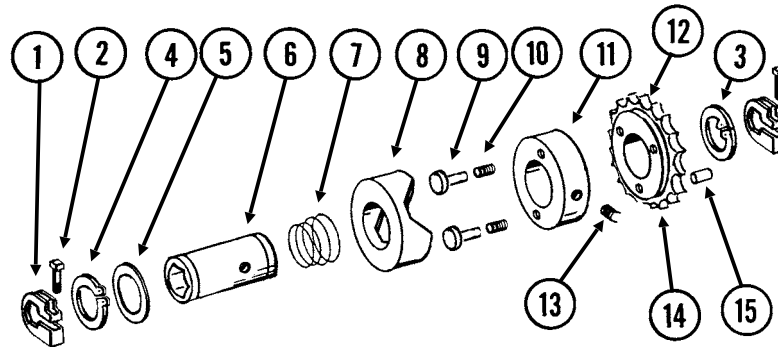


[See "Clutch Sprocket Assembly" on page P67](#)



ITEM	PART NO.	QTY.	DESCRIPTION
1	GA24373	1	Crossover
2	GA7154	4	Sprocket W/Bearing, 18 Tooth
3	GA5107	2	Sprocket, 19 Tooth
4	GD0914-12.5	1	Hex Shaft, 7/8" x 12 1/2"
5	G3400-01	4	Flangette
6	G2100-03	2	Bearing, 7/8" Hex Bore, Spherical
7	G11389	8	Flat Washer, 1/2" Plated SAE
8	G10233	2	Machine Bushing, 1 1/2" x 1/32", 10 Gauge (.1345")
9	G10303	6	Carriage Bolt, 5/16"-18 x 1"
10	G10016	4	Hex Head Cap Screw, 1/2"-13 x 2"
11	G10228	4	Lock Washer, 1/2"
12	G10102	4	Hex Nut, 1/2"-13
13	G11386	6	Flat Washer, 5/16" SAE
14	G10109	6	Lock Nut, 5/16"-18
15	GA11331	2	Hex Lock Clamp Assembly
16	G10001	-	Hex Head Cap Screw, 3/8"-16 x 1"
	G11091	-	Serrated Flange Nut, 3/8"-16
17	GA2180	-	Hanger Bearing, 7/8" Hex Bore
18	GD0914-155	-	Hex Shaft, 7/8" x 155" (No Holes), 6 Row 30"
	GD0914-215	-	Hex Shaft, 7/8" x 215" (No Holes), 8 Row 30"
19	G3310-122	2	Chain, No. 40, 122 Pitch Including Connector Link
	GR0912	-	Connector Link, No. 40 (Included W/G3310-122)

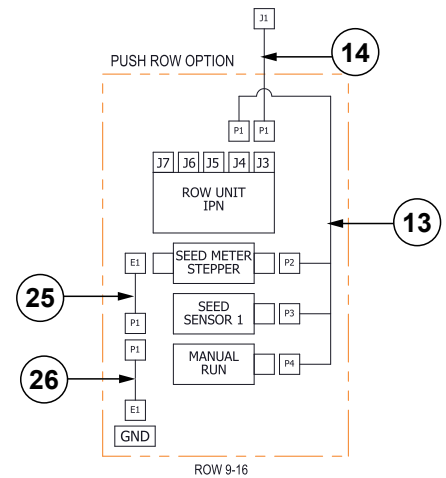
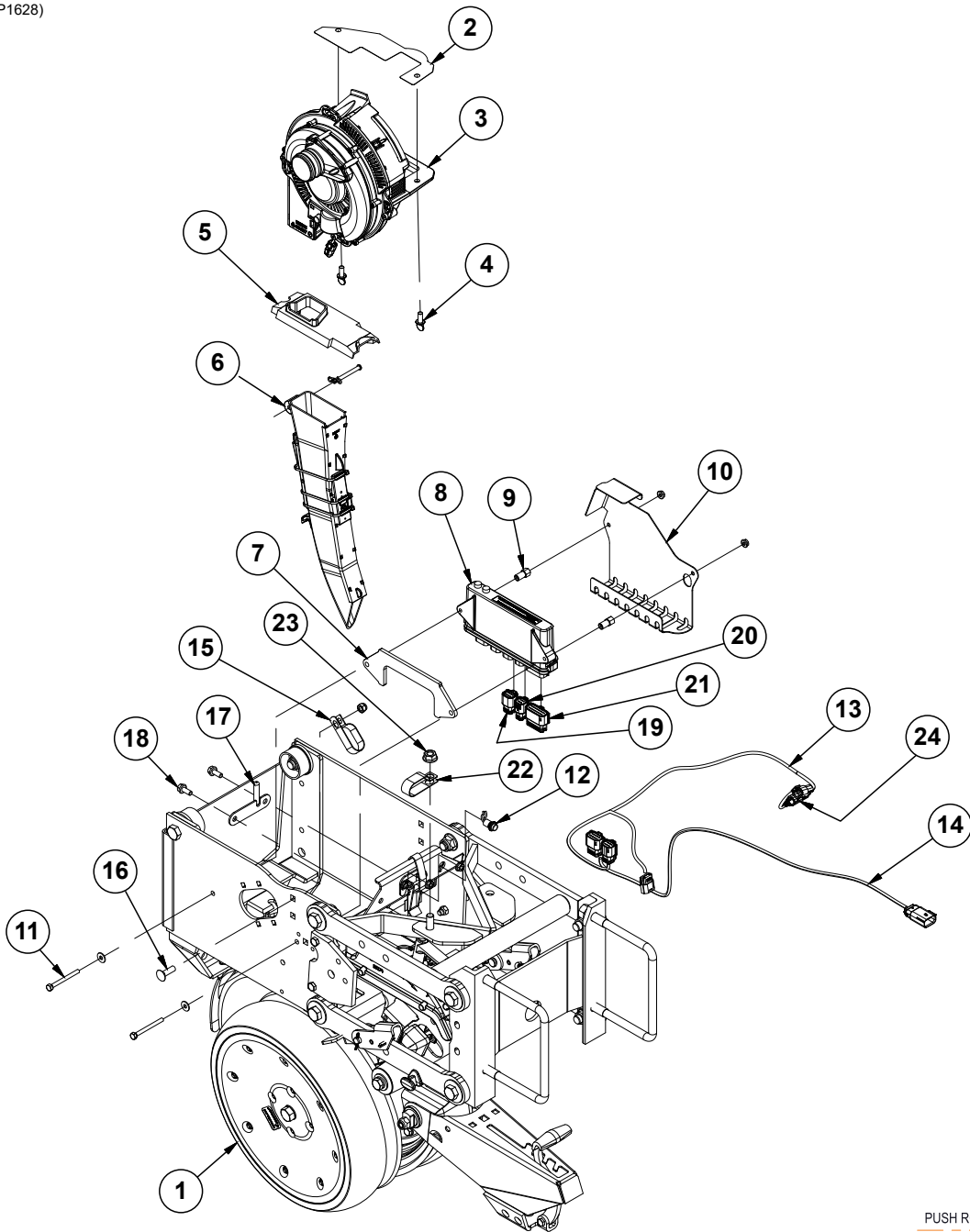
(TWL58g)



ITEM	PART NO.	QTY.	DESCRIPTION
1	GD11045	-	Lock Clamp
2	G10130	-	Square Head Machine Bolt, 5/16"-18 x 1 3/4"
	G10923	-	Flange Nut, 5/16"-18, No Serration
3	GD8306	2	U-Bolt, 7" x 5" x 1/2"-13
	G10228	4	Lock Washer, 1/2"
	G10102	-	Hex Nut, 1/2"-13
4	G10496	2	External Inverted Snap Ring, 1 1/2"
5	GR1411	1	Shim
6	GR1407	1	Drive Shaft
7	GR1408	1	Compression Spring
8	GR1409	1	Knurled Collar
9	GR1410	1	Pin
10	GR1413	1	Spring
11	GR1405	1	Lock Collar
12	GR1406	1	Bushing
13	G10535	1	Hex Socket Set Screw, 3/8"-16 x 3/4"
14	GR1412	1	Sprocket, 19 Tooth
15	G10968	1	Spring Pin, 5/32" x 7/16"
A	GA8092	-	Clutch Sprocket Assembly, 19 Tooth (Items 4-15)
B	G1K331	-	Clutch Sprocket Kit (Items 12, 14 And 15)

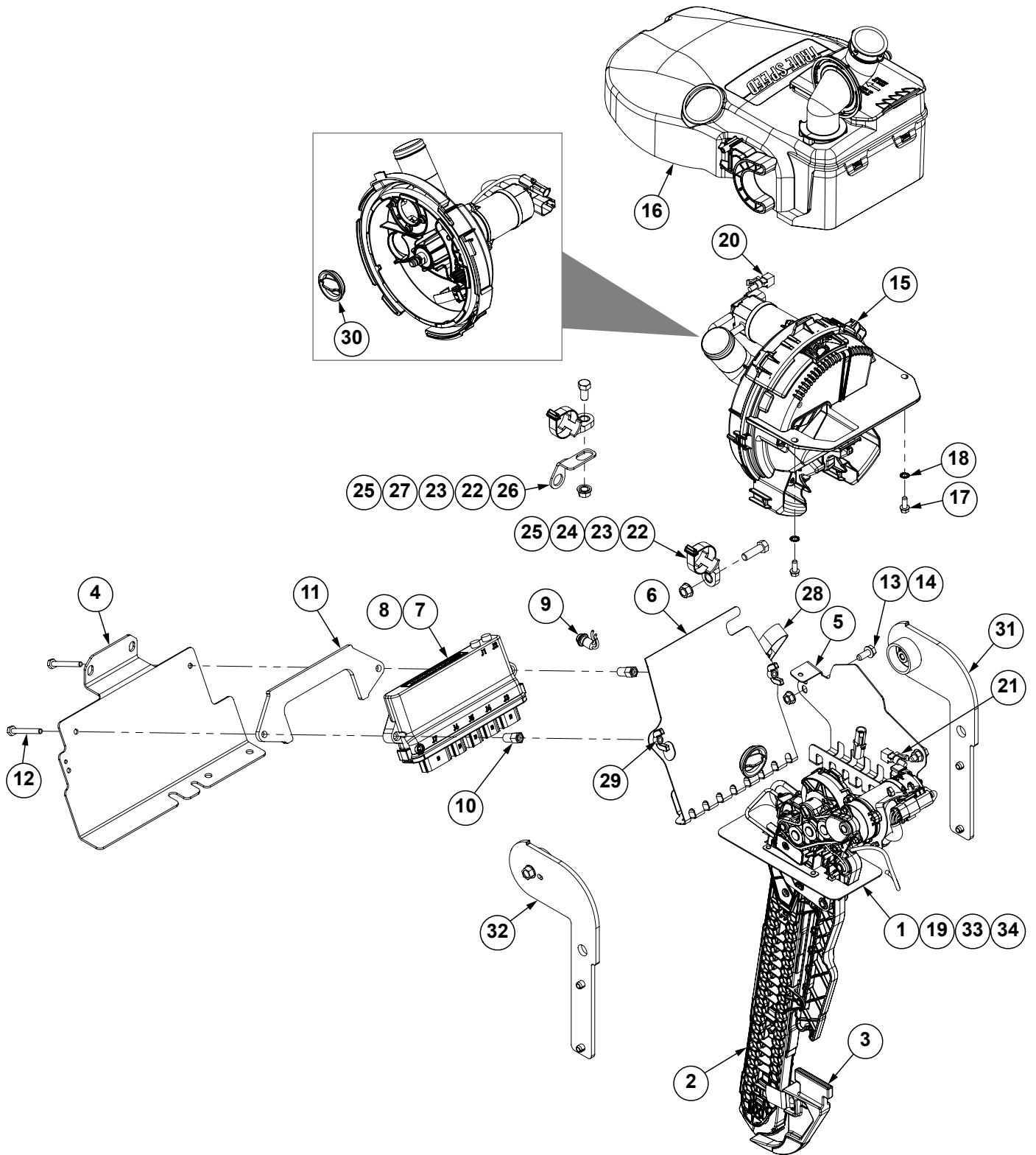
**This page left blank intentionally.**

(IP1628)



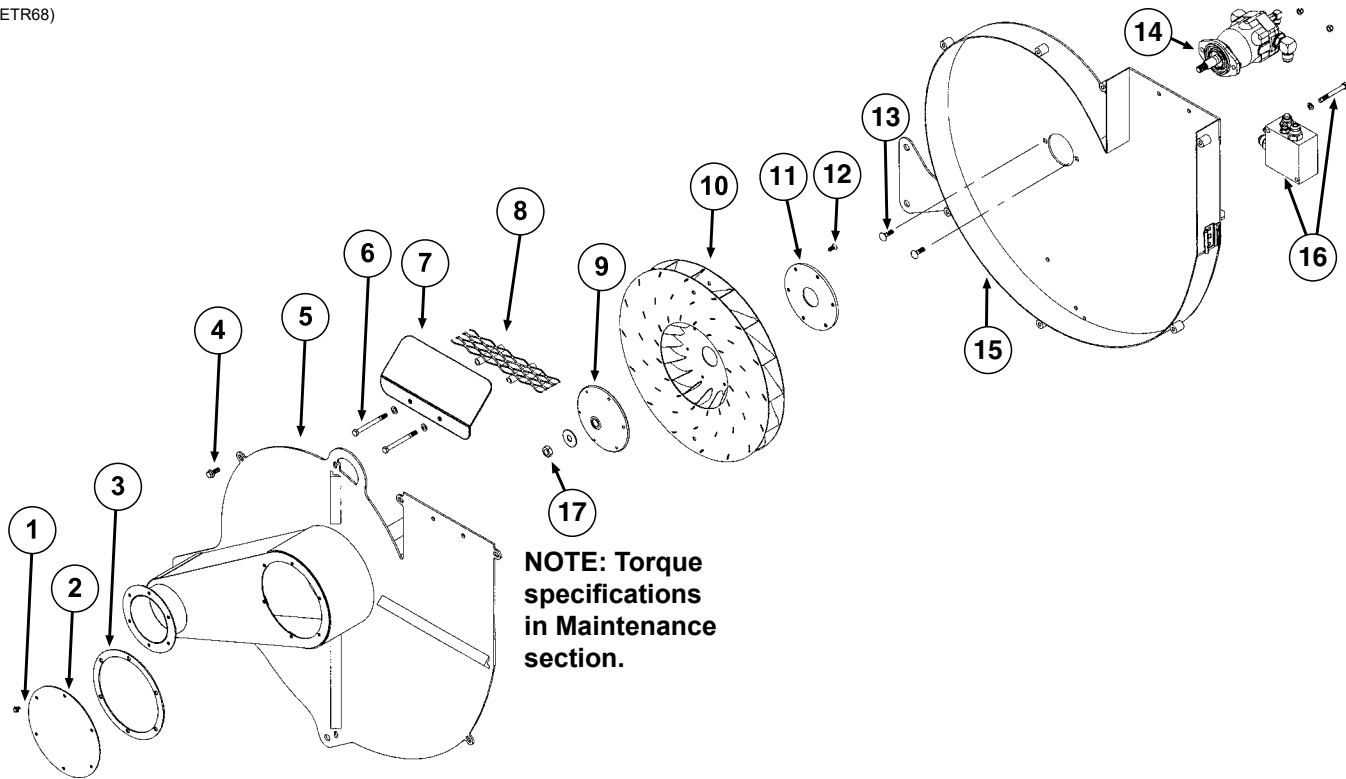


ITEM	PART NO.	QTY. (Per Row)	DESCRIPTION
1	---	1	<a href="#">See "Shank and Depth Adjustment (Split Row)" on page P59</a>
2	GD29413	1	Hopper Shim
3	---	1	<a href="#">See "Vacuum Seed Meter" on page P27</a>
4	G11009	2	Locking Thumbscrew, 5/16"-18 x 3/4"
5	GB0926	1	Shank Cover
6	GA20914	1	Seed Tube W/Computerized Sensor
	GA20902	-	Seed Tube (With Holes For Sensor Installation) (Included W/GA20914)
7	GD35629	1	IPN Row Unit Plate
8	GA25949	1	IPN Module Assembly
9	GD35609	2	Hex Standoff
10	GD35628	1	IPN Wire Shield, Push Unit
11	G11929	2	Hex Head Cap Screw, 1/4"-20 x 2 3/4", Grade 5
	G10209	2	Washer, 1/4" USS
	G10621	2	Serrated Flange Nut, 1/4"-20
12	GA15485	1	Button
13	GA25038	1	Row Unit Seed Meter Harness
14	GA25029	1	Row Unit Power Extension Harness
15	GD35449	1	Double Tube Clamp, 1"
16	G10599	1	Carriage Bolt, 3/8"-16 x 1 1/4"
	G10108	1	Lock Nut, 3/8"-16
17	GA25084	1	Meter Wire Guard
18	G11539	2	Hex Socket Flange Cap Screw, 5/16"-18 x 3/4"
	G10620	2	Serrated Flange Nut, 5/16"-18
19	GD35836	1	Sealed Plug, MX150, 2 x 4, Key B W/CPA
20	GD35837	1	Sealed Plug, MX150, 2 x 3, Key A W/CPA
21	GD35838	1	Sealed Plug, MX150, 2 x 10, Key A W/CPA
22	GD36388	1	Double Tube Clamp, 1" (1/2" Bolt)
23	G10071	1	Serrated Flange Nut, 1/2"-13
	G10037	1	Hex Head Cap Screw, 1/2"-13 X 1 1/4"
	G11389	1	Flat Washer, 1/2" Plated SAE
24	GA18933	1	4-Pin Dust Plug
25	GA20711	-	Seed Meter Motor ESD Drain Harness
26	GA21451	-	Seed Meter Motor ESD Drain Harness



ITEM	PART NO.	QTY. (per row)	DESCRIPTION
1	G10800501 GD36951 G11996	1 - -	Seed Delivery Rail Seed Delivery Spring Slotted Spring Pin, 3/16" x 2 1/4"
2	---	1	<a href="#">See "True Speed Seed Delivery System W/Driver" on page P41</a>
3	G10418802	1	Disc Opener Scraper Assembly
4	G10617901	1	IPN Row Unit Mount
5	G10267401	1	Wire Tray
6	G10267601	1	IPN Wire Shield, 3000 Series
7	GA25949	1	IPN Module Assembly
8	---	---	---
9	GA15485	1	Button
10	GD35609	2	Hex Standoff
11	GD35629	1	IPN Row Unit Plate
12	G10265601	2	Hex Head Cap Screw, 1/4"-20 x 2 1/4", Grade 5
13	G11539	2	Hex Socket Flange Cap Screw, 5/16"-18 x 3/4"
14	G10620	2	Serrated Flange Nut, 5/16"-18
15	---	1	<a href="#">See "True Speed Seed Meter" on page P47</a>
16	---	1	<a href="#">See "True Speed Mini-Hopper" on page P53</a>
17	G10960	2	Hex Non-Serrated Flange Cap Screw, 1/4"-20 x 5/8", Grade 5
18	G11249	2	External Tooth Washer, 1/4"
19	G10210701	1	True Speed Row Unit Harness
20	G10213601	1	True Speed ESD Ground Strap Harness
21	G10213602	1	True Speed ESD Ground Strap Harness
22	G10176901	2	Cable Tie, 1/2" x 12" (Black)
23	G10088301	2	Cable Tie Mount, 3/8"
24	G10004	1	Hex Head Cap Screw, 3/8"-16 x 1 1/4"
25	G10622	2	Serrated Flange Nut, 3/8"-16
26	G10320601	1	Cable Tie Bracket Plate
27	G10002	1	Hex Head Cap Screw, 3/8"-16 x 3/4"
28	GD35449	1	Double Tube Clamp, 1"
29	G10531	2	Wing Nut W/Nylon Insert, 1/4"-20
30	G10230101	1	True Speed Meter Vacuum Plug
31	G10375501	1	True Speed Hopper Mount, Split Row
32	G10375401	1	True Speed Hopper Mount, Split Row
33	GD26288	1	Cap, 6-Pin Deutsch Plug
34	G10266701	1	Dust Cap, 8 Pin

(METR68)

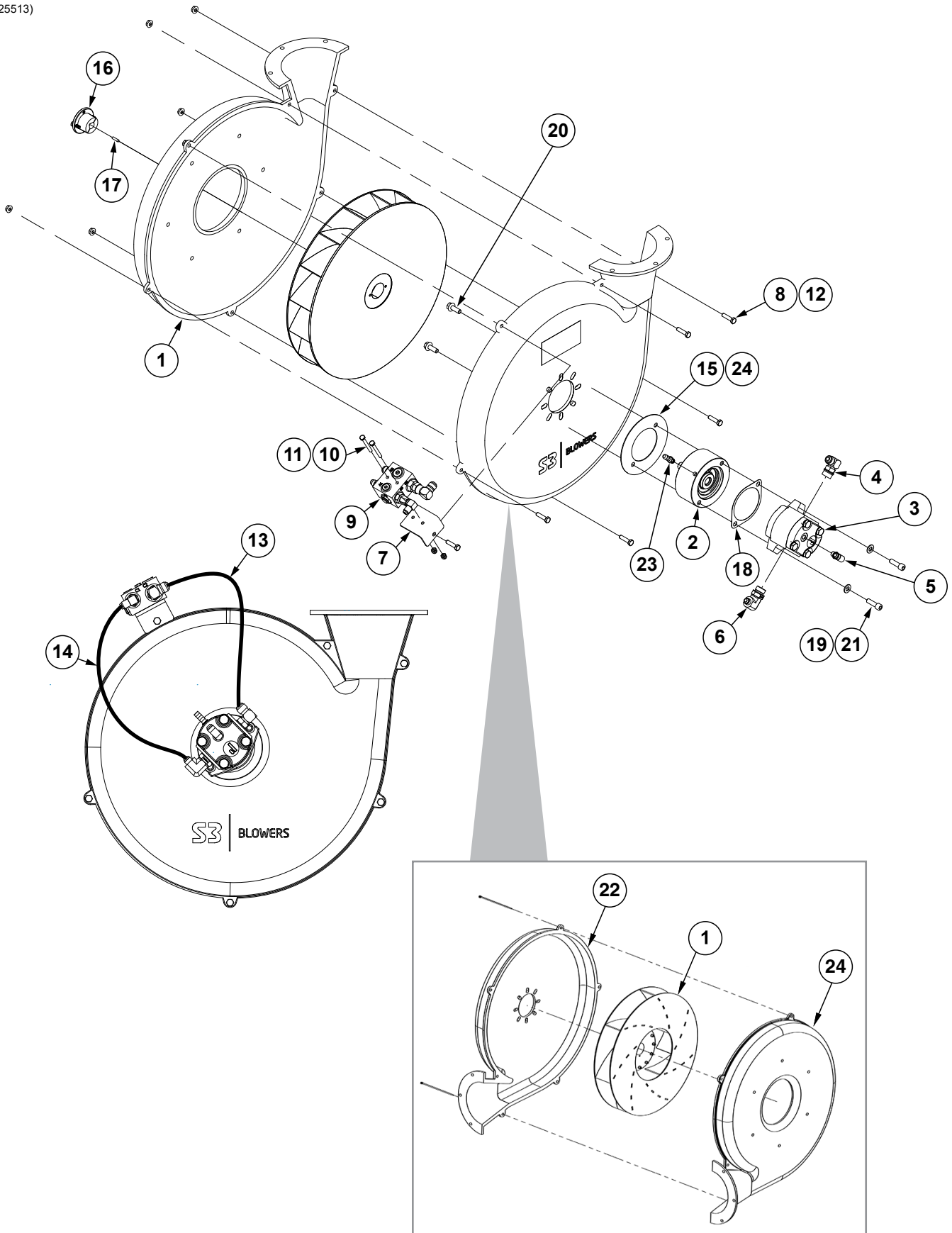


**NOTE: Torque specifications in Maintenance section.**

ITEM	PART NO.	QTY.	DESCRIPTION
1	G11166	6	Whiz Lock Bolt, 1/4"-20 x 3/4"
2	GD16233	1	Manifold
3	GD16241	1	Gasket
4	G11124	7	Whiz Lock Bolt, 3/8"-16 x 1"
5	GA11086	1	Cover
6	G10063	2	Hex Head Cap Screw, 3/8"-16 x 4"
	G11387	2	Flat Washer, 3/8" SAE
	G10108	2	Lock Nut, 3/8"-16
7	GD15863	1	Discharge Deflector
8	GA11987	2	Screen
9	GD35847	1	Hub
10	GA10635	1	Impeller
11	G10234201	1	Backing Plate
12	G11133	6	Hex Socket Head Cap Screw, 5/16"-18 x 3/4", Grade 8
13	G10599	2	Carriage Bolt, 3/8"-16 x 1 1/4"
	G11387	2	Hardened Washer, 3/8" SAE
	G10108	2	Lock Nut, 3/8"-16
14	---	-	<a href="#">See "Vacuum Fan Hydraulic Motor Assembly, 6 Row" on page P83</a>
15	GA11085	1	Shroud
16	---	-	<a href="#">See "Vacuum Fan Motor Valve Block Assembly (Located Below Vacuum Fan Motor Assembly), 6 Row" on page P85</a>
17	G11389	1	Flat Washer, 1/2" Plated SAE
	G11704	1	Hex Jam Nut, 1/2"-20, Grade 2
A	GA24546	-	Vacuum Fan Assembly (Items 1-17 on this page and Items 22-24 on <a href="#">See "Vacuum Fan Hydraulic Components, 6 Row" on page P79</a> )

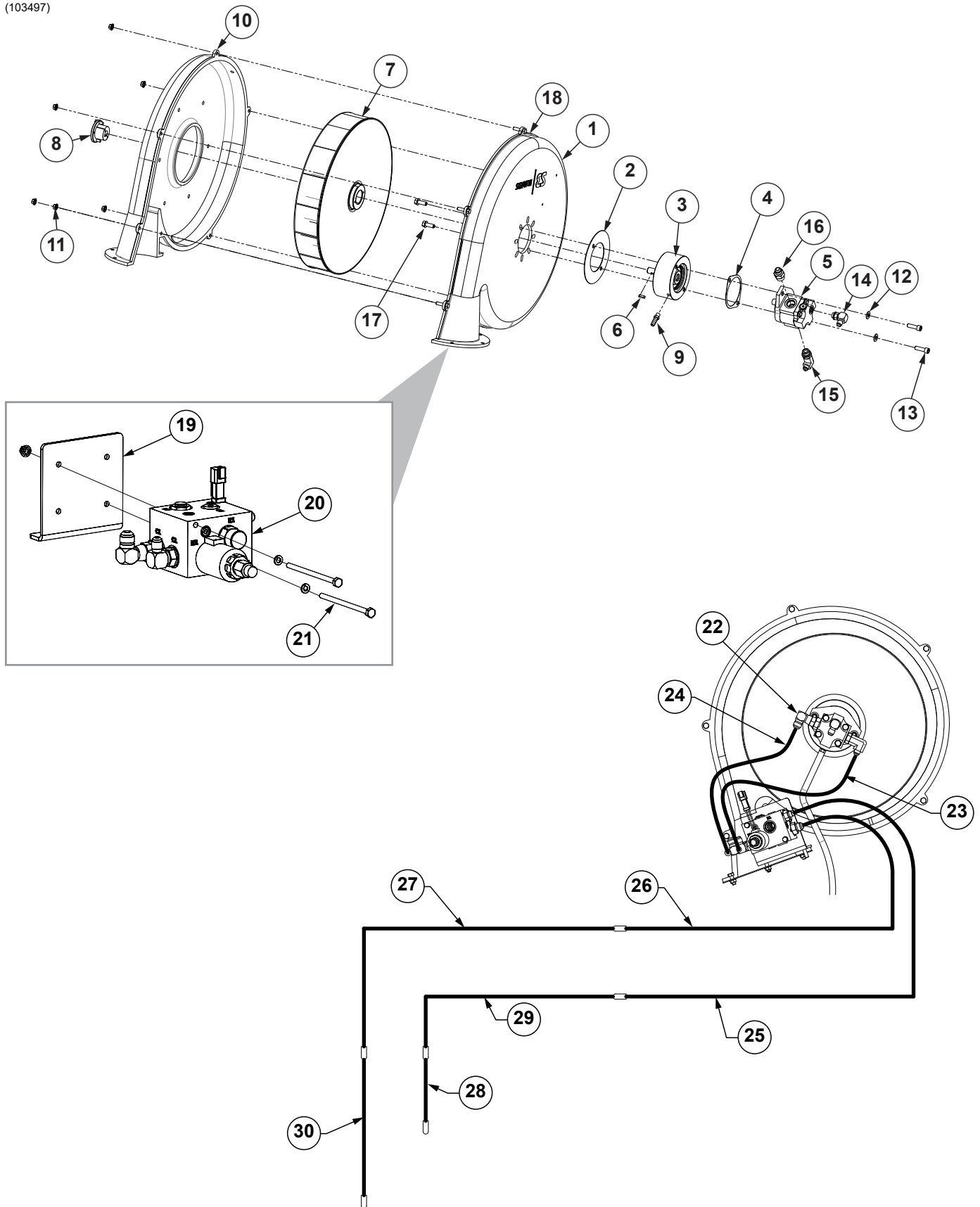
**This page left blank intentionally.**

(A25513)



ITEM	PART NO.	QTY.	DESCRIPTION
1	GA21510	1	Impellor
2	GA25388	1	Overhurd Load Adapter
3	GA24426	1	Motor
	G10706401	-	Key
	GR2332	-	Seal Kit
4	G6801-08-10 GR1466	1	Elbow W/O-Ring, 90°, ¾"-16 Male JIC To ⅞"-14 O-Ring O-Ring
5	G6801-06-04	1	Elbow, 90°, ⅝"-18 x ⅞"-20 W/O-Ring
6	G6801-06-08	1	Elbow W/O-Ring, 90°, ⅝"-18 Male JIC To ¾"-16 O-Ring
7	GD34098	1	Plate Mount Bracket
8	G10171	6	Hex Head Cap Screw, ⅝"-18 x 1¼"
9	GA26398	1	Bulk Fill/Vacuum Anti-Cavitation Check
10	G10880	2	Hex Head Cap Screw, ¼"-20 x 2¼"
11	G11320	2	Lock Nut, ¼"-20, Grade B
12	G10620	6	Serrated Flange Nut, ⅝"-18
13	*A12767	1	Hose Assembly, ½" x 22" (08F-08F)
14	*A3292	1	Hose Assembly, ⅜" x 22"
15	GD25644	1	Cover Plate
16	GD34103	1	Bushing
17	GD21300	1	Key
18	GD30882	1	2-Bolt Mount Gasket
19	G11387	2	Flat Washer, ⅜" SAE
20	G11124	2	Hex Serrated Flange Cap Screw, ⅜"-16 x 1"
21	G11848	2	Hex Socket Head Cap Screw, ⅜"-16 x 1¼"
22	G10102301	1	Vacuum Fan Drive Case
23	GD35294	1	Hose Barb, ⅛"-27 NPTF x ⅜"
24	GD35447	1	Inlet Housing
A	GA25513	-	Vacuum Fan Assembly Complete W/Motor (Items 1-24)

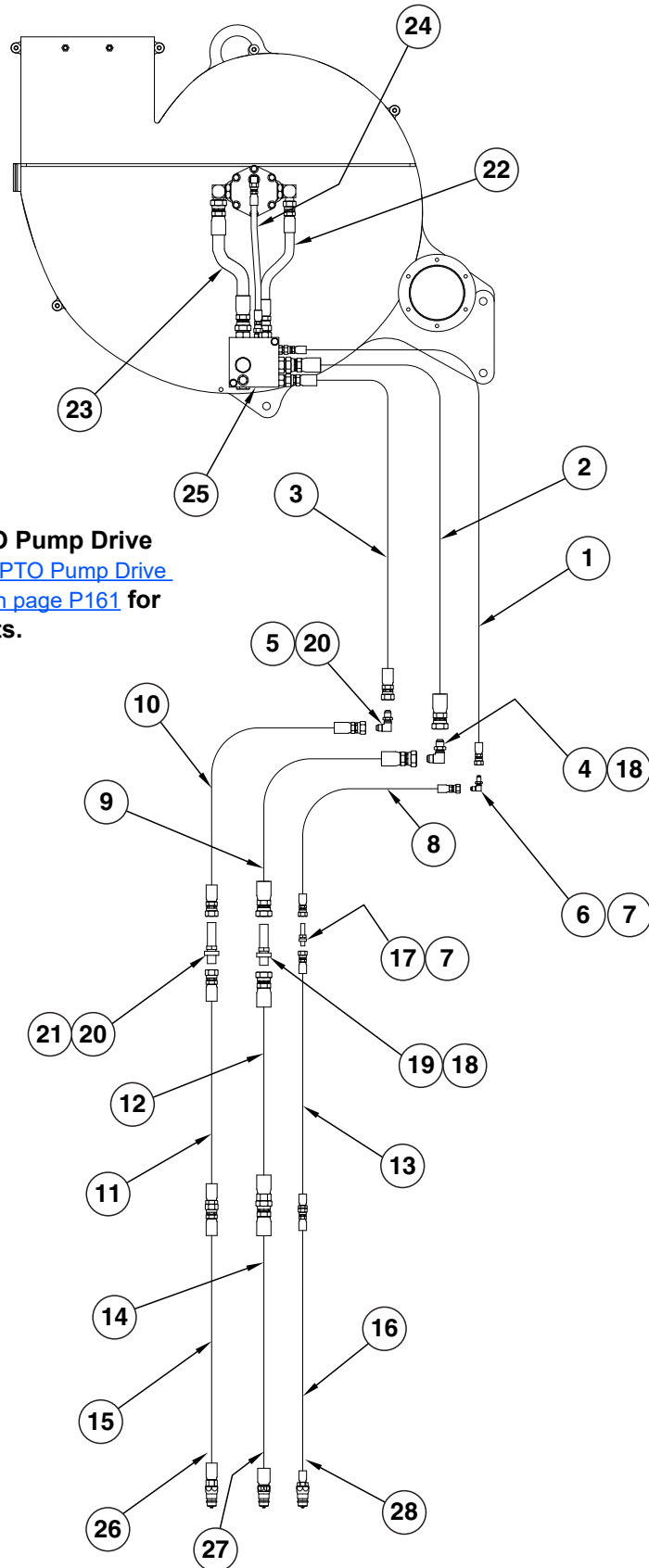
(103497)





ITEM	PART NO.	QTY.	DESCRIPTION
1	G10102301	1	Vacuum Fan Drive Case
2	GD25644	1	Cover Plate
3	GA25388	1	Overhurd Load Adapter
4	GD30882	1	2-Bolt Mount Gasket
5	G10164001	1	Hydraulic Motor
	GR2381	-	Seal Kit
6	GD21300	1	Key
7	GA21510	1	Impellor
8	GD34103	1	Bushing
9	GD35294	1	Hose Barb, 1/8"-27 NPTF x 3/8"
10	GD35447	1	Inlet Housing
11	G10620	6	Serrated Flange Nut, 5/16"-18
12	G11387	2	Flat Washer, 3/8" SAE
13	G11848	2	Hex Socket Head Cap Screw, 3/8"-16 x 1 1/4"
14	G6801-06	1	Elbow W/O-Ring, 90°, 1/8"-18 Male JIC To O-Ring
	GR1045	-	O-Ring
15	G6801-L-06-08	1	Long Elbow W/O-Ring, 90°, 1/8"-18 x 3/4"-16
16	G6400-08-10	1	Connector W/O-Ring, 3/4"-16 Male JIC To 1/2"-14 O-Ring
	GR1466		O-Ring
17	G11124	2	Hex Serrated Flange Cap Screw, 3/8"-16 x 1"
18	G10171	6	Hex Head Cap Screw, 5/16"-18 x 1 1/4"
19	G10349801	1	Fan Block Mount Plate
20	---	1	<a href="#">See "Vacuum Valve Block, Blue Drive" on page P194</a>
21	G11203	2	Hex Head Cap Screw, 1/4"-20 x 4 1/2"
	G10227	2	Lock Washer, 1/4"
	G10621	2	Serrated Flange Nut, 1/4"-20
22	G6500-08	1	Swivel Elbow, 90°, 3/4"-16 Male JIC To Female
23	*A15081-30	1	Hose Assembly, 3/8" x 30" (06F-06F)
24	*A18667-24	1	Hose Assembly, 1/2" x 24" (08F-08F)
25	*A15082-172	1	Hose Assembly, 3/8" x 172" (06F-06M JIC)
26	*A18668-172	1	Hose Assembly, 1/2" x 172" (08F-10M)
27	*A21525-77	1	Hose Assembly, 5/8" x 77" (10F-10M)
28	*A12016	1	Hose Assembly, 3/8" x 86" (06M-06F)
29	*A15082-77	1	Hose Assembly, 3/8" x 77" (06F-06M)
30	*A11407	1	Hose Assembly, 5/8" x 84" (10F - 12M)
A	G10349701	-	Vacuum Fan Assembly Complete W/Motor (Items 1-18)

(IP1269a)

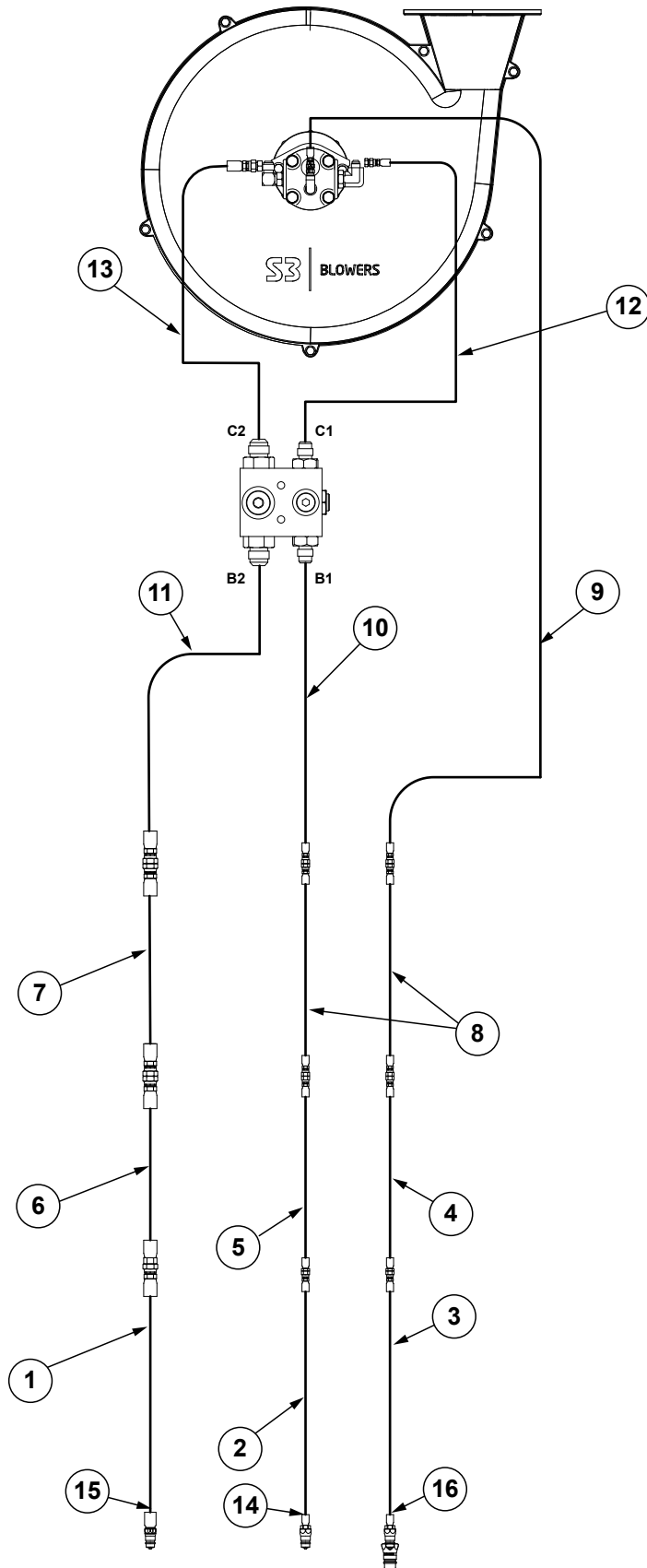


**NOTE:** If equipped with PTO Pump Drive  
And Oil Cooler Option See [“PTO Pump Drive  
and Oil Cooler Option, 6 Row”](#) on page P161 for  
those hydraulic components.

ITEM	PART NO.	QTY.	DESCRIPTION
1	*A12081	1	Hose Assembly, 3/8" x 58"
2	*A12924	1	Hose Assembly, 3/4" x 54"
3	*A8280	1	Hose Assembly, 1/2" x 54"
4	G2701-12	1	Bulkhead Elbow, 90°, 1 1/16"-12 Male JIC
5	G2701-10	1	Bulkhead Elbow, 90°, 7/8"-14 Male JIC
6	G2701-06	1	Bulkhead Elbow, 90°, 9/16"-18 Male JIC
7	G306-06	2	Lock Nut, 9/16"-18
8	*A12080	1	Hose Assembly, 3/8" x 64"
9	*A12925	1	Hose Assembly, 3/4" x 62"
10	*A1460	1	Hose Assembly, 1/2" x 62"
11	*A8274	1	Hose Assembly, 1/2" x 86"
12	*A3368	1	Hose Assembly, 3/4" x 86"
13	*A12016	1	Hose Assembly, 3/8" x 86"
14	*A21548-150	1	Hose Assembly, 5/8" x 150" (12F-1/2M NPTF W/Ext., W/Tip)
15	*A18693-150	1	Hose Assembly, 1/2" x 150" (10F-1/2M NPTF W/Ext., W/Tip)
16	*A26938-152	1	Hose Assembly, 3/8" x 152" (06F-1/2M NPTF W/Ext., W/Tip)
17	G2700-06-06	1	Bulkhead Tube Union, 9/16"-18 Male JIC
18	G306-12	2	Lock Nut, 1 1/16"-12
19	G2700-12	1	Bulkhead Tube Union, 1 1/16"-12 Male JIC
20	G306-10	2	Lock Nut, 7/8"-14
21	G2700-10	1	Bulkhead Tube Union, 7/8"-14 Male JIC
22	*A8261	1	Hose Assembly, 1/2" x 13 1/2"
23	*A3352	1	Hose Assembly, 3/4" x 13 1/2"
24	*A12015	1	Hose Assembly, 3/8" x 17"
25	---	-	<a href="#">See "Vacuum Fan Motor Valve Block Assembly (Located Below Vacuum Fan Motor Assembly), 6 Row" on page P85</a>
26	GA26924-05	1	Hose Label/Cover, Green (Extend)
27	GA26924-06	1	Hose Label/Cover, Green (Retract)
28	GA26924-11	1	Hose Label/Cover, Orange (Retract)

\* Hydraulic hose is not stocked by Kinze Repair Parts.

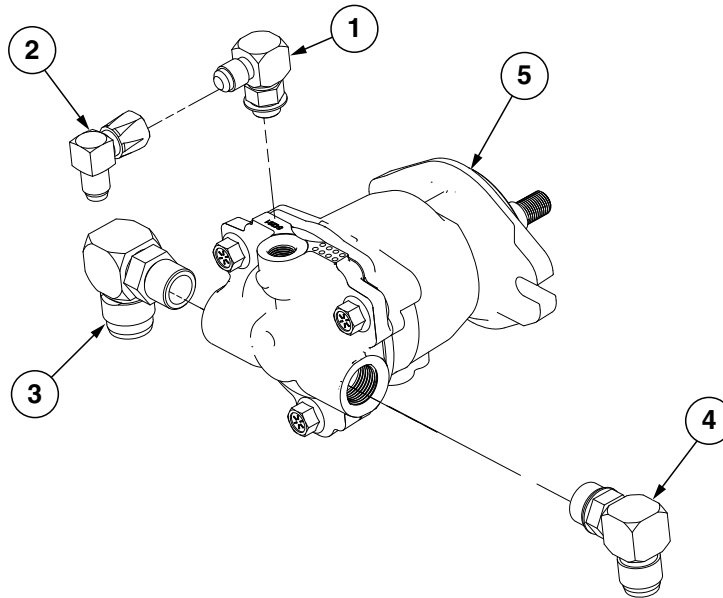
(A10944)



ITEM	PART NO.	QTY.	DESCRIPTION
1	*A21548-174	1	Hose Assembly, 5/8" x 174" (12F-1/2M NPTF W/Ext., W/Tip)
2	*A26941-174	1	Hose Assembly 3/8" x 174" (10F-1/2M NPTF W/Ext., W/Tip)
3	*A26938-174	1	Hose Assembly, 3/8" x 174" (06F-1/2M NPTF W/Ext., W/Tip)
4	*A12016	1	Hose Assembly, 3/8" x 86" (06M-06F)
5	*A15090-86	1	Hose Assembly, 3/8" x 86" (06F-10M)
6	*A11407	1	Hose Assembly, 5/8" x 84 (10F - 12M)
7	*A21525-77	1	Hose Assembly, 5/8" x 77" (10F-10M)
8	*A15082-77	2	Hose Assembly, 3/8" x 77" (06F-06M)
9	*A15000	1	Hose Assembly, 3/8" x 164" (06F-06F)
10	*A15023	1	Hose Assembly, 3/8" x 154"
11	*A18668-152	1	Hose Assembly, 1/2" x 152" (08F-10M)
12	*A3292	1	Hose Assembly, 3/8" x 22"
13	*A12767	1	Hose Assembly, 1/2" x 22" (08F-08F)
14	GA26924-05	1	Hose Label/Cover, Green (Extend)
15	GA26924-06	1	Hose Label/Cover, Green (Retract)
16	GA26924-11	1	Hose Label/Cover, Orange (Retract)

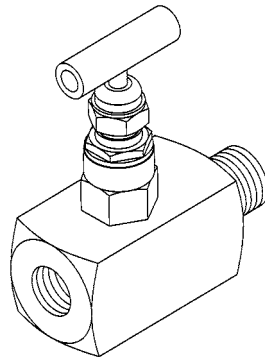
\* Hydraulic hose is not stocked by Kinze Repair Parts.

(A10636)



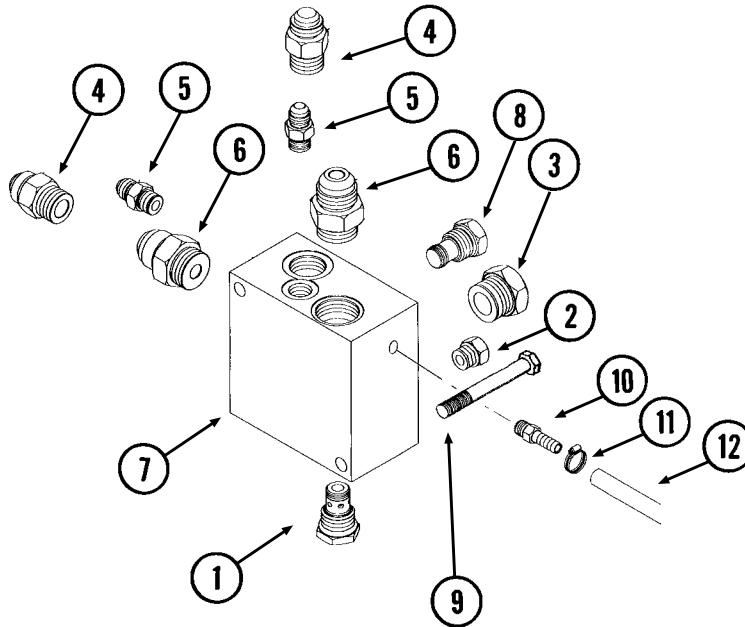
ITEM	PART NO.	QTY.	DESCRIPTION
1	G6801-06 GR1045	1 -	Elbow W/O-Ring, 90°, 1/16"-18 Male JIC To O-Ring O-Ring
2	G6500-06	1	Swivel Elbow, 90°, 1/16"-18 Male JIC To Female
3	G6801-12-10 GR1466	1	Elbow W/O-Ring, 90°. 1 1/16"-12 Male JIC To 7/8"-14 O-Ring O-Ring
4	G6801-10 GR1466	1	Elbow W/O-Ring, 90°, 7/8"-14 Male JIC To O-Ring O-Ring
5	GA24543 GR2314 GR2333	1 - -	Hydraulic Motor Motor Key Seal Kit

(A11650)



ITEM	PART NO.	QTY.	DESCRIPTION
1	G1K426	-	Needle Valve Kit W/Instructions

(A11068d)

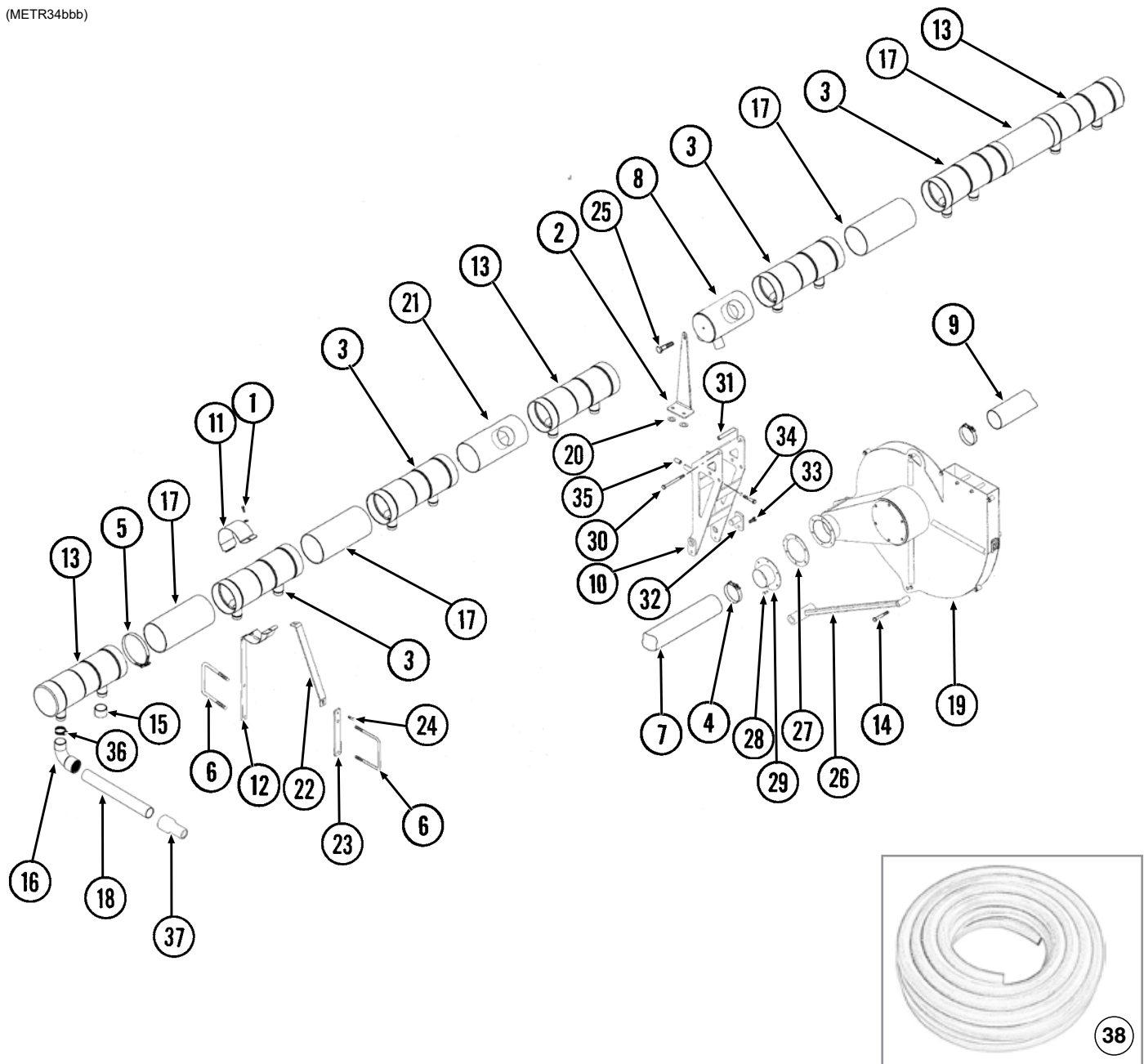


ITEM	PART NO.	QTY.	DESCRIPTION
1	GA4293 GR2041	1 -	Check Valve Seal Kit
2	G6408-06 GR1045	1 -	Plug W/O-Ring, 9/16"-18 O-Ring O-Ring
3	G6408-12 GR1467	1 -	Plug W/O-Ring, 1 1/16"-12 O-Ring O-Ring
4	G6400-10 GR1466	2 -	Connector W/O-Ring, 7/8"-14 Male JIC To O-Ring O-Ring
5	G6400-06 GR1045	2 -	Connector W/O-Ring, 9/16"-18 Male JIC To O-Ring O-Ring
6	G6400-12 GR1467	2 -	Connector W/O-Ring, 1 1/16"-12 Male JIC To O-Ring O-Ring
7	GD16188	1	Valve Block
8	GA11934	1	Relief Valve Cartridge
9	G10809 G10229	2 2	Hex Head Cap Screw, 3/8"-16 x 3 1/4" Lock Washer, 3/8"
10	GD11700	1	Adapter, 1/4" NPT To 3/8" Barb
11	G10681	1	Hose Clamp, No. 6
12	GD6279-05	1	Clear Plastic Tubing, 9/16" O.D. x 60"



**This page left blank intentionally.**

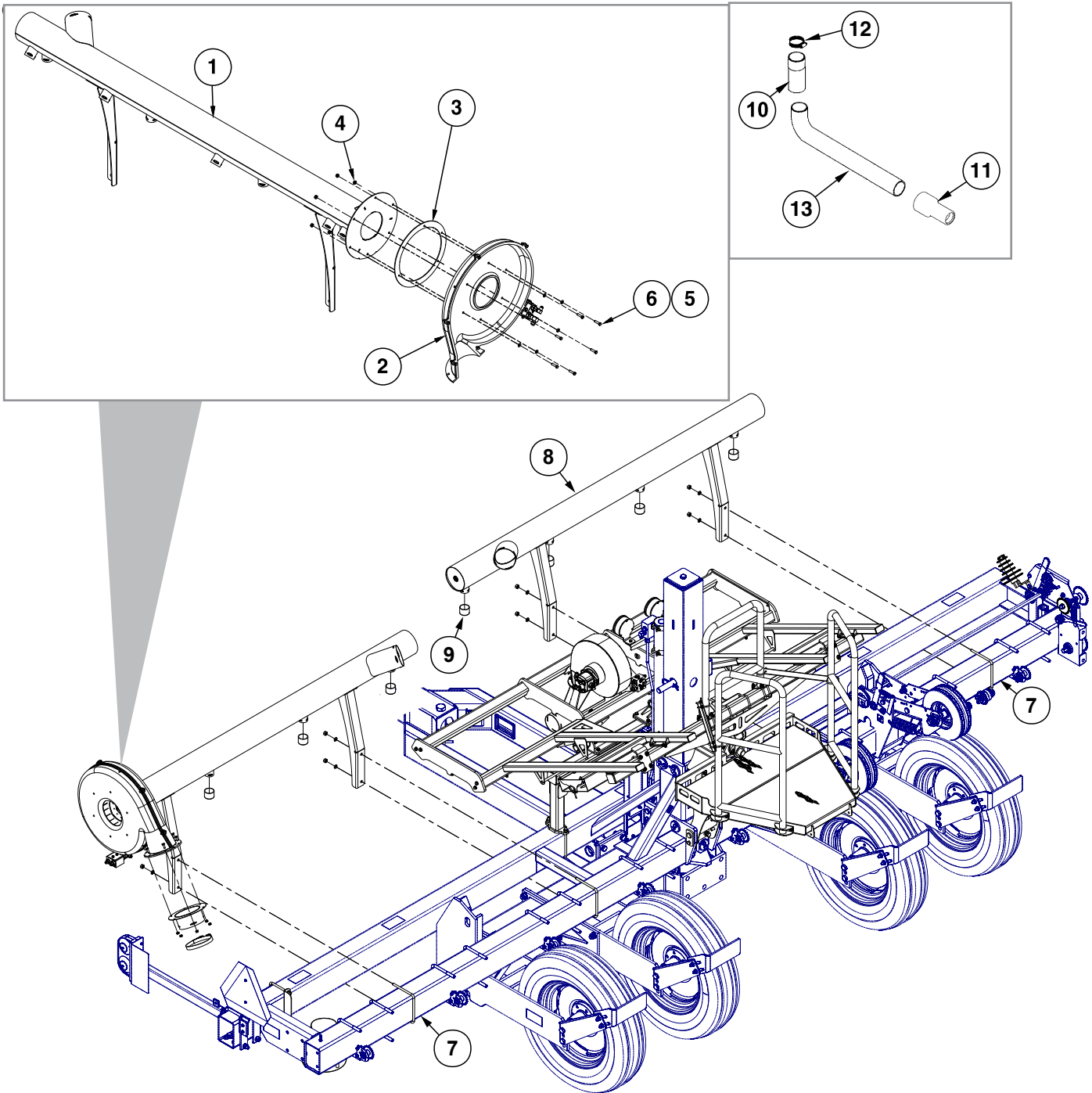
(METR34bbb)



ITEM	PART NO.	QTY.	DESCRIPTION
1	G10338	-	Carriage Bolt, 5/16"-18 x 1 1/4"
	G10620	-	Serrated Flange Nut, 5/16"-18
2	GD16156	1	Bracket
3	GD15799	2-4	Manifold, 21" (Open Both Ends)
4	G11137	4	T-Bolt Clamp, 4 1/4", Stainless Steel
5	G11145	7-11	T-Bolt Clamp, 7"
6	GD11721	-	U-Bolt, 5" x 7" x 1/2"-13
	G10228	-	Lock Washer, 1/2"
	G10102	-	Hex Nut, 1/2"-13
7	GD15791-03	1	Hose, 4" x 46"
8	GA11298	1	Manifold, 11"
9	GD15791-06	1	Hose, 4" x 40"

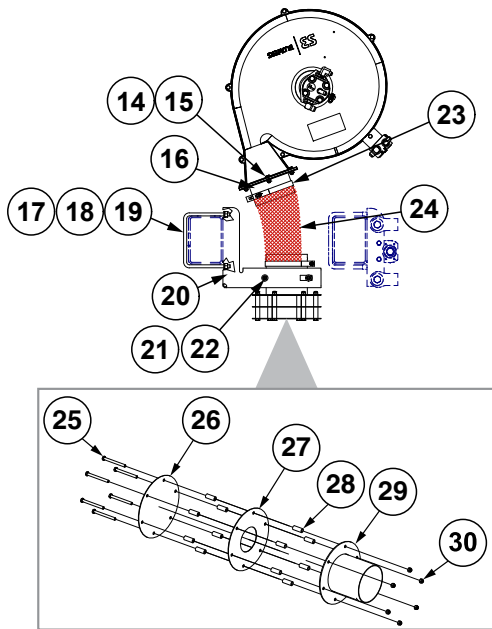
ITEM	PART NO.	QTY.	DESCRIPTION
10	GA11301	1	Fan Mount
11	GD15854	5	Clamp
12	GA11023	5	Manifold Stand
13	GD15850	3	Manifold, 21" (Open One End)
14	G10036	1	Hex Head Cap Screw, 5/8"-11 x 4"
	G10107	1	Lock Nut, 5/8"-11
15	G11147	-	Cap, 2"
16	GB1313	6	90° Elbow, 1½" Hose
17	GD15856-01	2	Pipe, 6" x 14"
18	*D36495-46	-	Hose, 1½" x 46" (Pull Row Units)
	*D36495-50	-	Hose, 1½" x 50" (Center 4 Row Pull Row Units)
	*D36495-30	-	Hose, 1½" x 30" (Push Row Units)
	*D36495-60	-	Hose, 1½" x 60" (Push Row Units)
19	---	-	<a href="#">See "Vacuum Fan Assembly, 6 Row" on page P73</a>
20	G11387	2	Flat Washer, 3/8" SAE
21	GA10812	1	Manifold, 14"
22	GD16154	2	Stiffener
23	GD16155	2	Support
24	G10171	2	Hex Head Cap Screw, 5/16"-18 x 1¼"
	G11386	2	Flat Washer, 5/16" SAE
	G10232	2	Lock Washer, 5/16"
	G10106	2	Hex Nut, 5/16"-18
25	G10001	1	Hex Head Cap Screw, 3/8"-16 x 1"
	G10229	1	Lock Washer, 3/8"
	G11387	1	Flat Washer, 3/8" SAE
26	GA11295	1	Fan Strut
27	GD16251	2	Gasket
28	G10023	12	Hex Head Cap Screw, ¼"-20 x ¾"
	G10110	12	Lock Nut, ¼"-20, Grade B
29	GA11296	2	Outlet, 4"
30	G10830	2	Hex Head Cap Screw, 5/8"-11 x 7½"
	G10107	2	Lock Nut, 5/8"-11
31	GD3180-27	2	Sleeve, 5/8" I.D. x 7/8" O.D. x 2¼" Long
	GD3777-10	2	Sleeve, 1¾" x 3½"
	GD3777-11	2	Sleeve, 1¾" x 2½"
32	GA5121	2	Pin, 2½"
33	G10581	2	Hex Head Cap Screw, ½"-13 x 2¼"
	G10228	2	Lock Washer, ½"
34	G10862	1	Hex Head Cap Screw, 5/8"-11 x 3¼"
	G10230	1	Lock Washer, 5/8"
35	GD3180-28	1	Sleeve, 5/8" I.D. x 7/8" O.D. x 2¼" Long
36	G10676	-	Hose Clamp, No. 36, Stainless Steel
37	GD31424	6	Vacuum Cuff Screw (Meter), 1½"
38	GD15792-18	-	Vacuum Hose, 2" x 50'

\*Hose not stocked by Kinze repair parts, but is available in bulk (GD36495-600).

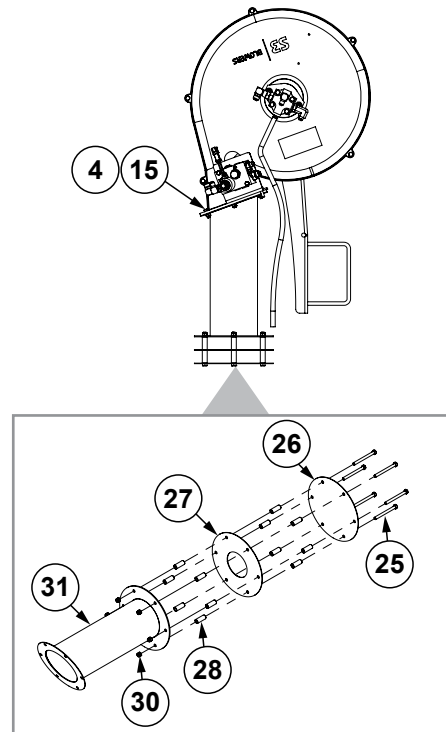


ITEM	PART NO.	QTY.	DESCRIPTION
1	G10140501	1	Vacuum Manifold, L.H.
2	GA24425	1	<a href="#">See "Vacuum Fan Assembly, 8 Row (Bulk Fill)" on page P75</a>
3	GD26697	1	Backing Plate
4	G10620	6	Serrated Flange Nut, 5/16"-18
5	G11386	6	Flat Washer, 5/16" SAE
6	G10171	6	Hex Head Cap Screw, 5/16"-18 x 1 1/4"
7	GD11721	4	U-Bolt, 5" x 7" x 1/2"-13
	G10228	8	Lock Washer, 1/2"
	G10102	8	Hex Nut, 1/2"-13
8	G10825101	1	Vacuum Manifold, R.H.

2021 - 2023 Production



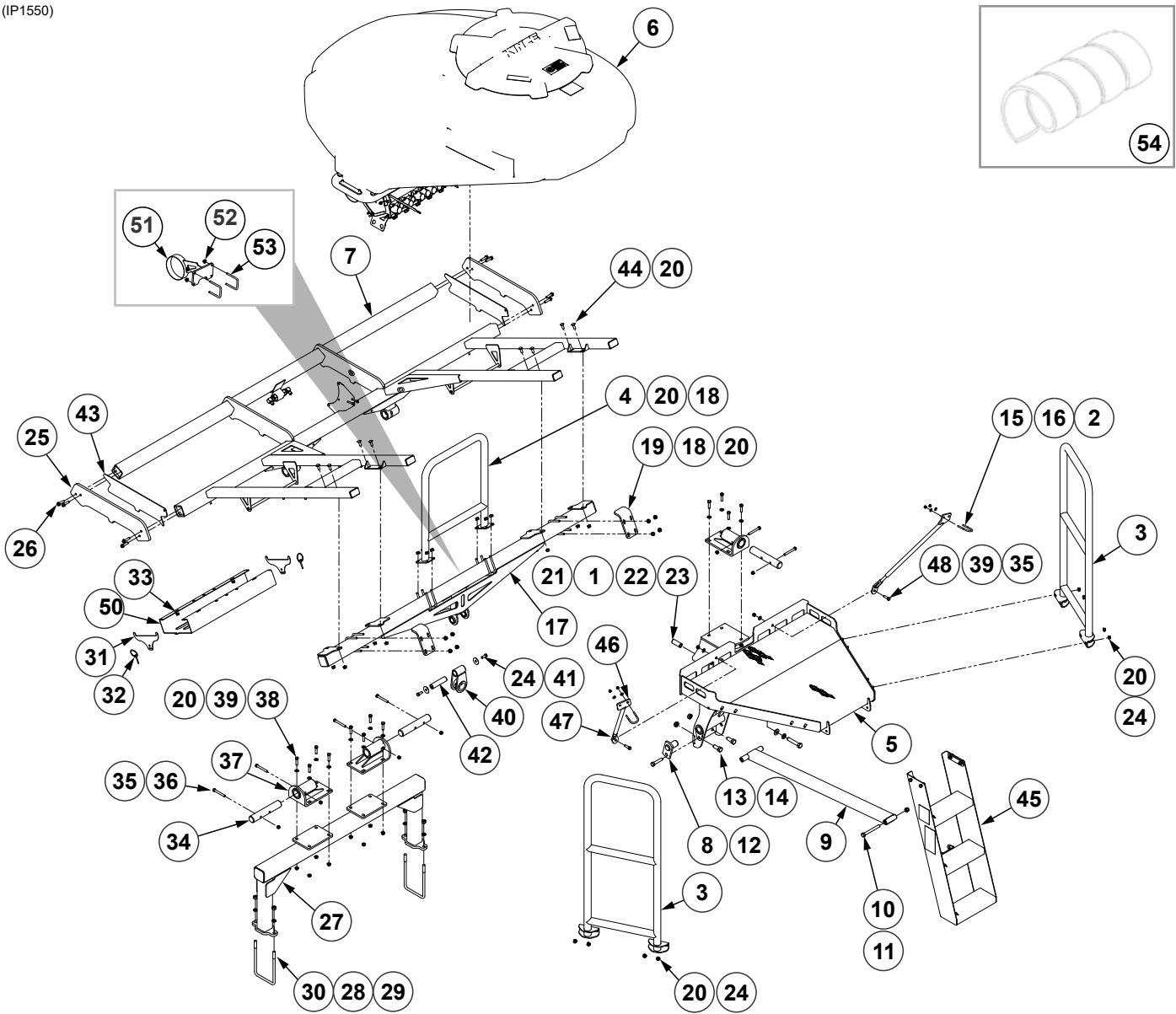
2024 Production and On



ITEM	PART NO.	QTY.	DESCRIPTION
9	G11147	16	Cap, 2"
10	GD31424	8	1½" Vacuum Cuff Screw (Meter)
11	GB1216	8	1½" Vacuum Cuff Screw (Manifold), True Rate
	GB1249	8	Vacuum Hose End (Manifold), True Speed
12	G10676	8	Hose Clamp, No. 36, Stainless Steel
13	*D36495-46	-	Hose, 1½" x 46" (Pull Row Units)
	*D36495-50	-	Hose, 1½" x 50" (Center 4 Row Pull Row Units)
	*D36495-30	-	Hose, 1½" x 30" (Push Row Units)
	*D36495-60	-	Hose, 1½" x 60" (Push Row Units)
14	G10620	6	Serrated Flange Nut, ⅝"-18
15	G10991	6	Hex Head Cap Screw, ⅝"-18 x 7/8"
16	GA25441	1	Flex Tube Mount
17	G10102	2	Hex Nut, ½"-13
18	G10228	2	Lock Washer, ½"
19	GD11721	1	U-Bolt, 5" x 7" x ½"-13
20	GD35491	1	Diffuser Bracket
21	G11091	2	Serrated Flange Nut, ⅜"-16
22	GD35437	1	U-Bolt, 6" x ⅜"-16
23	G11142	2	T-Bolt Clamp, 6¼"
24	GD19658-03	1	Black Hose, 6" I.D. x 20"
25	G10063	6	Hex Head Cap Screw, ⅜"-16 x 4"
26	GD35435	1	Diffuser Cap
27	GD35434	1	Diffuser Ring
28	GD2971-26	12	Sleeve, ⅜" I.D x ⅝" O.D. x 1.63" Long
29	GA25427	1	Diffuser
30	G10108	6	Lock Nut, ⅜"-16
31	G10863401	1	Diffuser

\*Hose not stocked by Kinze repair parts, but is available in bulk (GD36495-600).

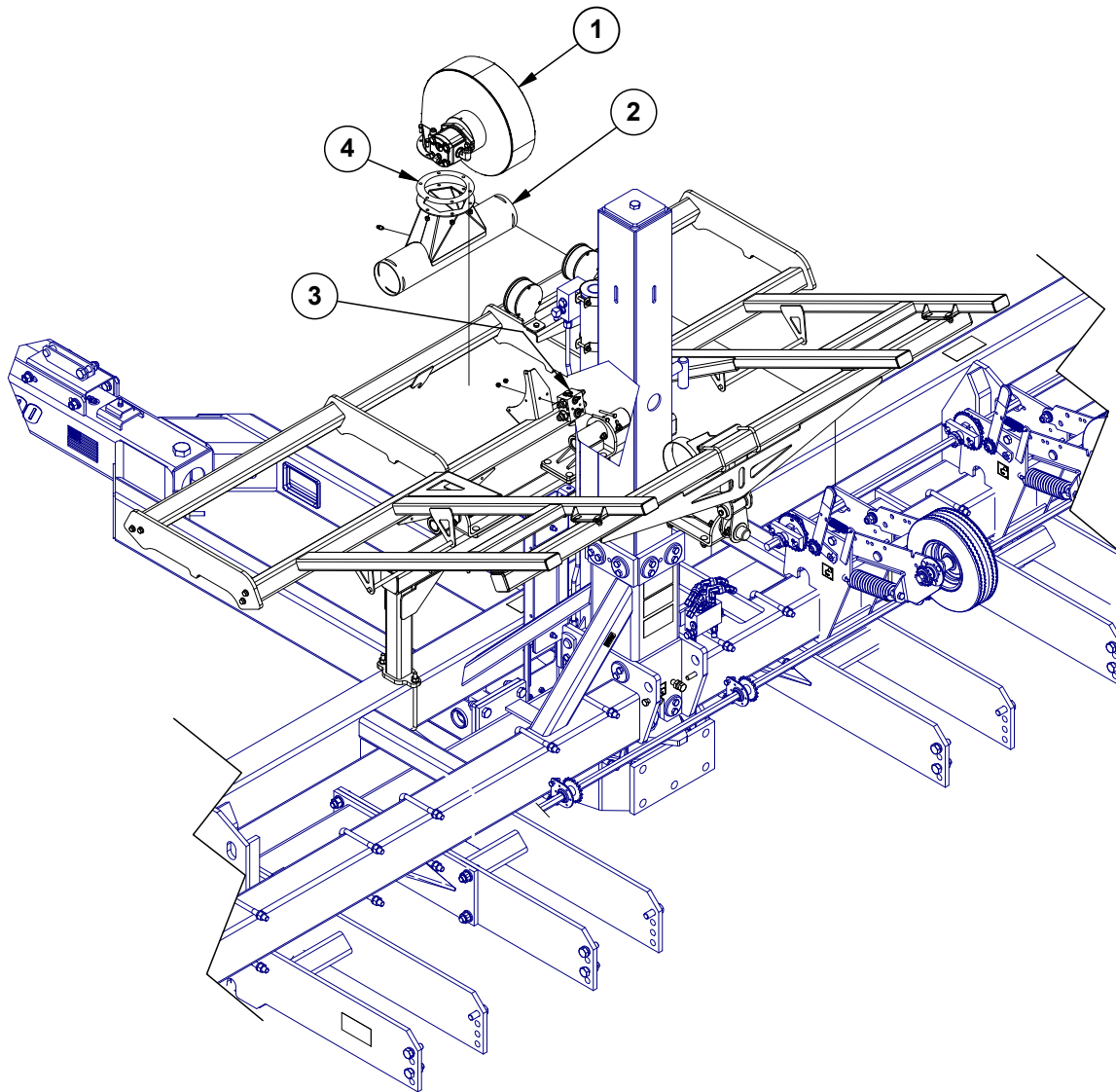
(IP1550)



ITEM	PART NO.	QTY.	DESCRIPTION
1	G10230	1	Lock Washer, 5/8"
2	G10110	4	Lock Nut, 1/4"-20, Grade B
3	GA24374	2	Handrail
4	GA24377	1	Handrail
5	G10610401	1	Catwalk
6	---	1	<a href="#">See "Bulk Fill Tank Assembly" on page P105</a>
7	GA24365	1	Bulk Tank Support
8	GA5121	2	Pin, 2 1/8"
9	GA24376	1	Tube W/Sleeves
10	G10045	1	Hex Head Cap Screw, 1/2"-13 x 4 1/2"
11	G10111	1	Lock Nut, 1/2"-13
12	G10053	2	Hex Head Cap Screw, 1/2"-13 x 2 1/2"
13	G10007	2	Hex Head Cap Screw, 5/8"-11 x 1 1/2"
14	G10503	2	Hex Jam Nut, 5/8"-11, Grade 2

ITEM	PART NO.	QTY.	DESCRIPTION
15	GD26274	2	U-Bolt, 1½" x ¼"-20
16	G11385	4	Flat Washer, ¼" SAE
17	GA24366	1	Tank Support
18	GD19212	8	U-Bolt, 2½" x ⅜"-16
19	GD34071	2	Mount Plate
20	G11091	44	Serrated Flange Nut, ⅜"-16
21	G10862	1	Hex Head Cap Screw, ⅝"-11 x 3¼"
22	G11391	1	Flat Washer, 5/8" SAE
23	GD3180-28	1	Sleeve, ⅝" I.D. x 7/8" O.D. x 2¼" Long
24	G10001	10	Hex Head Cap Screw, ⅜"-16 x 1"
25	GD33953	2	Side Mount Plate
26	G11408	8	Hex Serrated Flange Cap Screw, ⅜"-16 x 1½"
27	GA24378	1	Front Bulk Fill Mount Support
28	G10228	4	Lock Washer, ½"
29	G10102	4	Hex Nut, ½"-13
30	GD8306	2	U-Bolt, 7" x 5" x ½"-13
31	GD34702	2	Chute Tray End Plate
32	GD5625	2	Lynch Pin, ⅜"
33	G10620	4	Serrated Flange Nut, ⅝"-18
34	GD33595	3	Pin, 1½" x 8.313"
35	G10108	8	Lock Nut, ⅜"-16
36	G10062	6	Hex Head Cap Screw, ⅜"-16 x 3"
37	GA14041	3	Bulk Fill Tank Mount
38	G10003	12	Hex Head Cap Screw, ⅜"-16 x 1½"
39	G11387	14	Hardened Washer, ⅜" SAE
40	GA17034	1	Rear Tank Mount
41	G10201	2	Special Washer, ⅜" x 1½" O.D.
42	GD33958	1	Threaded Rod
43	GD35126	2	Shim, 10 Gauge (.1345")
44	G10305	8	Carriage Bolt, ⅜"-16 x 1"
45	GA24758	1	Bulk Fill Step W/Out Rear Trailer Hitch, 6 Row
	GA24515	-	Bulk Fill Step W/Out Rear Trailer Hitch, 8 Row
	GA24757	-	Bulk Fill Step W/Rear Trailer Hitch
46	G10596001	2	Rail Brace Strut
47	G10595901	2	Rail Brace Nut
48	G10004	2	Hex Head Cap Screw, ⅜"-16 x 1 1/4"
49	GA14822	1	Cleanout Chute, 6 Row
	GA14078	1	Cleanout Chute, 8 Row
50	GD34701	1	Clean Out Chute Tray
51	GA24381	1	Bracket
52	G11091	4	Serrated Flange Nut, ⅜"-16
53	GD19212	2	U-Bolt, 2 ½" x ⅜"-16
54	GD19383-03	1	Hose Wrap, 60"

(IP1550-3)

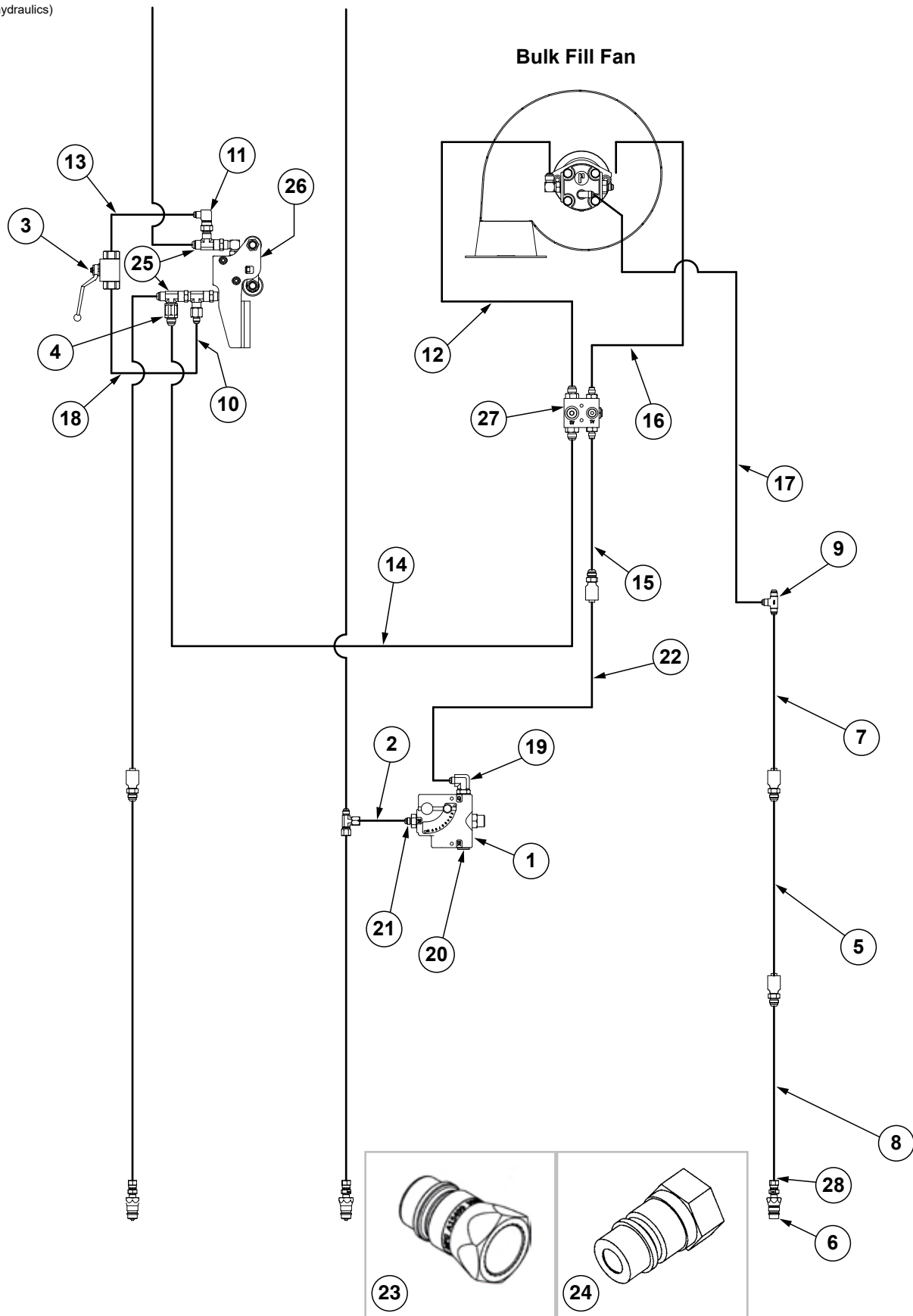


ITEM	PART NO.	QTY.	DESCRIPTION
1	---	-	<a href="#">See "Bulk Fill Fan System, Bulk Fill" on page P99</a>
	G10043	6	<a href="#">See "Bulk Fill Fan System, Blue Drive" on page P100</a> Hex Head Cap Screw, 5/16"-18 x 3/4"
2	GA24414	1	Bulk Fill Manifold
	GR1777	2	Hose Barb, 1/8" Male NPT To 3/16" Barb
	G10109	6	Lock Nut, 5/16"-18, Grade 8
3	GA24507	1	<a href="#">See "Bulk Fill/Vacuum Anti-Cavitation Check Valve Block" on page P189</a>
	G10746	2	Hex Head Cap Screw, 1/4"-20 x 2 3/4"
	G11320	2	Lock Nut, 1/4"-20, Grade B
	GD11395	2	Bushing, 1/2"
4	G10763901	1	6 Bolt Flange Seal



**This page left blank intentionally.**

(A24457-02\_hydraulics)

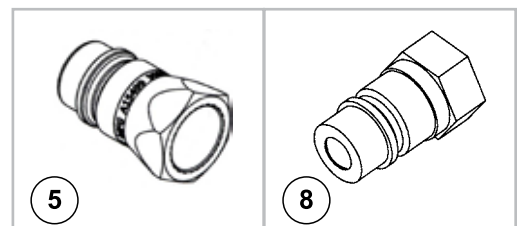
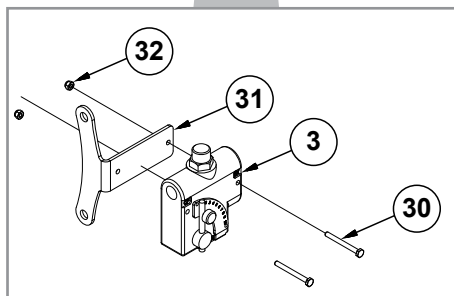
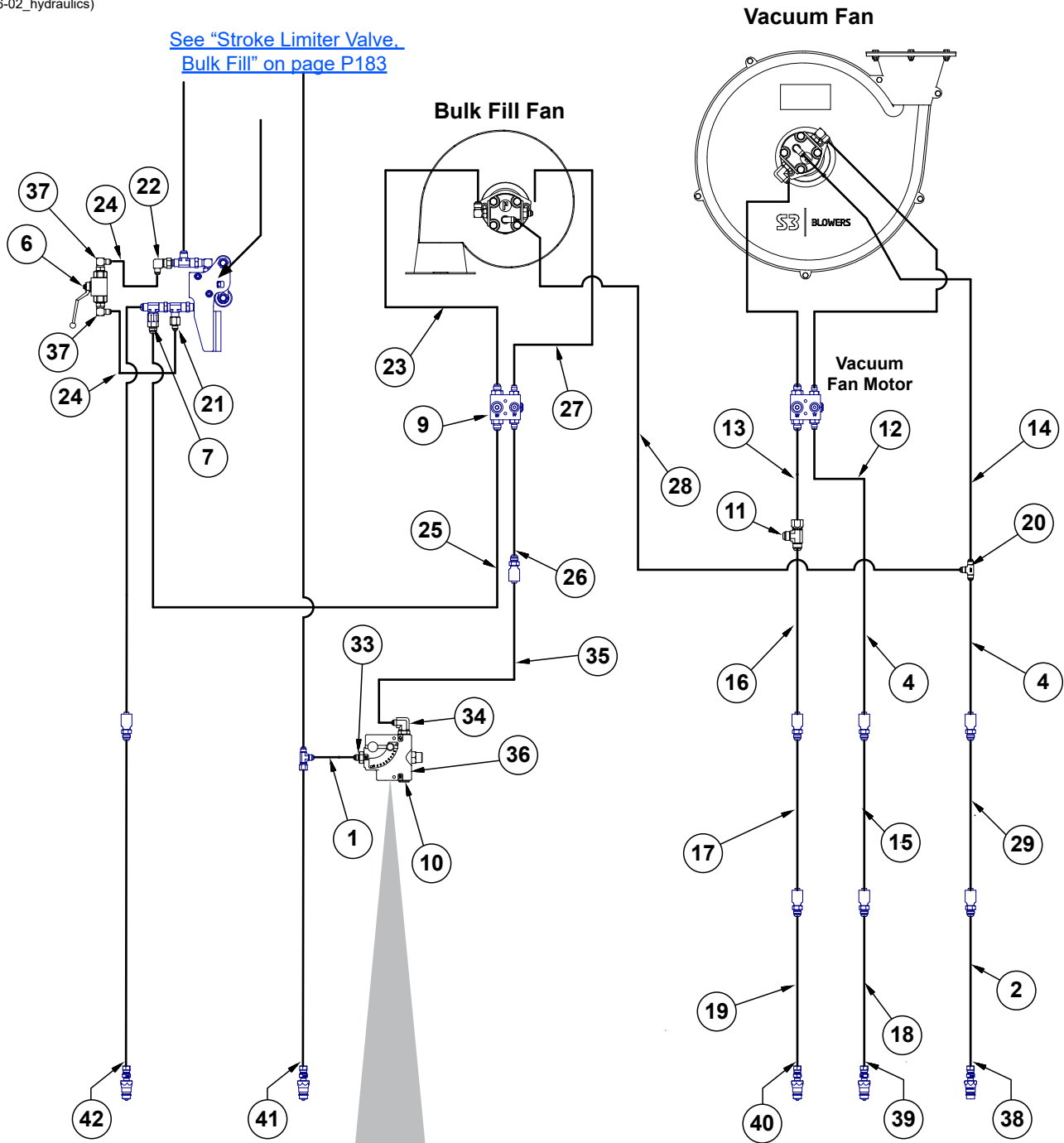


ITEM	PART NO.	QTY.	DESCRIPTION
1	GA10918	1	Flow Control Valve
2	*A15081-24	1	Hose Assembly, 3/8" x 24" (06F-06F)
3	GA22901	1	Shutoff Valve
4	GA19432	1	Inline Check Valve
5	*A12016	1	Hose Assembly, 3/8" x 86" (06M-06F)
6	GD25522	1	Hydraulic Tip Cover
7	*A15082-77	1	Hose Assembly, 3/8" x 77" (06F-06M)
8	*A26938-174	1	Hose Assembly, 3/8" x 174" (06F-1/2M NPTF W/Ext., W/Tip)
9	G2603-06	1	Tee, 1/16"-18 Male JIC
10	G2406-08-06	1	Reducer, 3/4"-16 Female JIC To 1/16"-18 Male JIC
11	G6500-06-08	1	90° Swivel Elbow, 1/16"-18 x 3/4"-16
12	*A8213	1	Hose Assembly, 1/2" x 29" (08F-08F)
13	*A1155	1	Hose Assembly, 1/4" x 48" (06F-06F)
14	*A1434	1	Hose Assembly, 1/2" x 42 1/2" (08F-08F)
15	*A15081-128	1	Hose Assembly, 3/8" x 128" (06F-06F)
16	*A15081-12	1	Hose Assembly, 3/8" x 12" (06F-06F)
17	*A12080	1	Hose Assembly, 3/8" x 64" (06F-06F)
18	*A1153	1	Hose Assembly, 1/4" x 56" (06F-06F)
19	G6801-06-10	1	Elbow, 1/16"-18 x 7/8"-14 W/O-Ring
20	G6408-H10-0	1	Hex Socket Head Plug W/O-Ring, 7/8"-14 O-Ring
21	G6400-06-10	1	Adapter, 1/16"-18 JIC, 7/8"-14 O-Ring
22	*A15082-154	1	Hose Assembly, 3/8" x 154" (06F-06M)
23	GA15499	-	Special Pioneer Coupler, Zero Pressure Return
	GD25522	-	Hydraulic Tip Cover
24	GD4086	-	ISO Coupler
25	6602-08	2	Swivel Tee, 3/4"-16 JIC
26	---	-	<a href="#">See "Stroke Limiter Valve, Bulk Fill" on page P183</a>
27	---	-	<a href="#">See "Bulk Fill/Vacuum Anti-Cavitation Check Valve Block" on page P189</a>
28	GA26924-11	1	Hose Label/Cover, Orange (Retract)

\*Hydraulic hose is not stocked by Kinze Repair Parts.

(A24456-02\_hydraulics)

[See "Stroke Limiter Valve Bulk Fill" on page P183](#)



## Bulk Fill Fan Hydraulic Components (Vacuum)

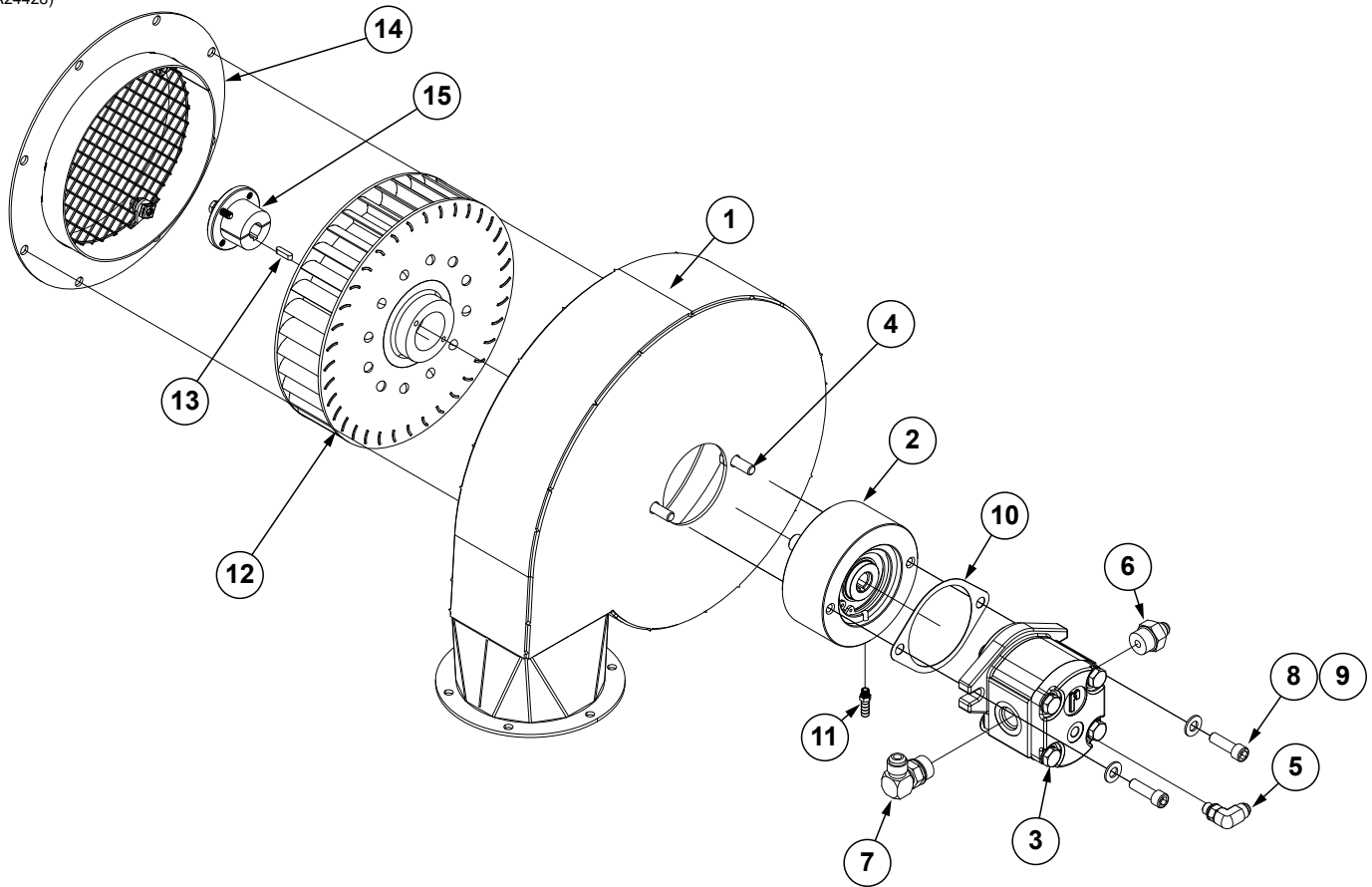
M0302-02

Model 3505

ITEM	PART NO.	QTY.	DESCRIPTION
1	*A15081-24	1	Hose Assembly, 3/8" x 24" (06F-06F)
2	*A26938-174	1	Hose Assembly, 3/8" x 174" (06F-1/2M NPTF W/Ext., W/Tip)
3	GA10918	1	Flow Control Valve
	G10253	2	Hex Socket Head Cap Screw, No. 10-32 x 1/2"
4	*A15082-77	2	Hose Assembly, 3/8" x 77 (06F-06M)
5	GA15499	-	Special Pioneer Coupler, Zero Pressure Return
	GD25522	-	Hydraulic Tip Cover
6	GA22901	1	Shutoff Valve
7	GA19432	1	Inline Check Valve
8	GD4086	-	ISO Coupler
9	---	-	<a href="#">See "Bulk Fill/Vacuum Anti-Cavitation Check Valve Block" on page P189</a>
10	G6408-H10-0	1	Hex Socket Head Plug W/O-Ring, 7/8"-14 O-Ring
11	G6602-10	1	Swivel Tee, 7/8"-14 JIC
12	*A15023	1	Hose Assembly, 3/8" x 154"
13	*A18668-152	1	Hose Assembly, 1/2" x 152" (08F-10M)
14	*A15000	1	Hose Assembly, 3/8" x 164" (06F-06F)
15	*A15090-86	1	Hose Assembly, 3/8" x 86" (06F-10M)
16	*A21525-77	1	Hose Assembly, 5/8" x 77" (10F-10M)
17	*A11407	1	Hose Assembly, 5/8" x 84 (10F - 12M)
18	*A26941-174	1	Hose Assembly 3/8" x 174" (10F-1/2M NPTF W/Ext., W/Tip)
19	*A21548-174	1	Hose Assembly, 5/8" x 174" (12F-1/2M NPTF W/Ext., W/Tip)
20	G2603-06	1	Tee, 9/16"-18 Male JIC
21	G2406-08-06	1	Reducer, 3/4"-16 Female JIC To 9/16"-18 Male JIC
22	G6500-06-08	1	90° Swivel Elbow, 9/16"-18 x 3/4"-16
23	*A8213	1	Hose Assembly, 1/2" x 29" (08F-08F)
24	*A1155	1	Hose Assembly, 1/4" x 48" (06F-06F)
25	*A1434	1	Hose Assembly, 1/2" x 42 1/2" (08F-08F)
26	*A15081-128	1	Hose Assembly, 3/8" x 128" (06F-06F)
27	*A15081-12	1	Hose Assembly, 3/8" x 12" (06F-06F)
28	*A12080	1	Hose Assembly, 3/8" x 64" (06F-06F)
29	*A12016	1	Hose Assembly, 3/8" x 86" (06M-06F)
30	G10403	2	Hex Head Cap Screw, 1/4"-20 x 2 1/2"
31	GD34765	1	Mount Plate
32	G10110	2	Lock Nut, 1/4"-20, Grade B
33	G6400-06-10	1	Adapter, 9/16"-18 JIC, 7/8"-14 O-Ring
34	G6801-06-10	1	Elbow, 9/16"-18 x 7/8"-14 W/O-Ring
35	*A15082-154	1	Hose Assembly, 3/8" x 154" (06F-06M)
36	*A10918	1	Flow Control Valve
37	G6801-06-08	2	Elbow W/O-Ring, 90°, 9/16"-18 Male JIC To 3/4"-16 O-Ring
	GR1037	-	O-Ring
38	GA26924-11	1	Hose Label/Cover, Orange (Retract)

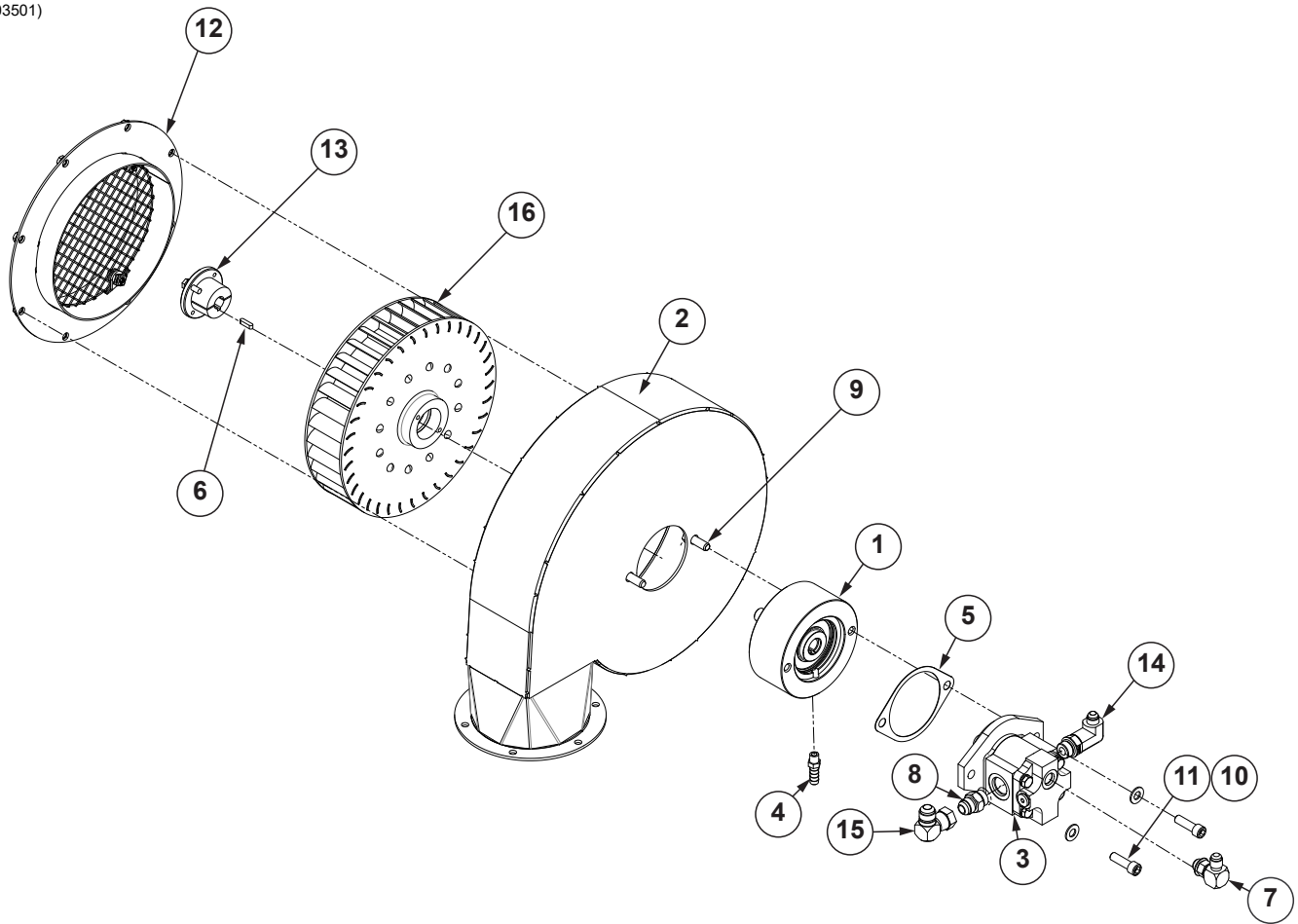
**\*Hydraulic hose is not stocked by Kinze Repair Parts.**

(A24428)



ITEM	PART NO.	QTY.	DESCRIPTION
1	GA25034	1	Fan Housing
2	GA25388	1	Overhauled Load Adapter
3	GA24426	1	Motor
	G10706401	-	Key
	GR2332	-	Seal Kit
4	G11124	2	Hex Serrated Flange Cap Screw, 3/8"-16 x 1"
5	G6801-06-04	1	Elbow, 90°, 1/16"-18 x 7/16"-20 W/O-Ring
6	G6400-06-10	1	Elbow, 90°, 1/16"-18 x 7/8"-14 W/O-Ring
7	G6801-08-10	1	Elbow W/O-Ring, 90°, 3/4"-16 Male JIC To 7/8"-14 O-Ring
	GR1466	-	O-Ring
8	G11848	2	Hex Socket Head Cap Screw, 3/8"-16 x 1-1/4"
9	G11387	2	Flat Washer, 3/8" SAE
10	GD30882	1	2-Bolt Mount Gasket
11	GD35294	1	Hose Barb, 1/8"-27 NPTF x 3/8"
12	GA25035	1	Fan Rotor
13	GD21300	1	Key
14	GA25036	1	Fan Inlet
	GD35011	1	Inlet Screen
15	GD34103	1	Bushing
A	GA24429	1	Bulk Fill Fan (Includes Items 1, 12, and 14-15)

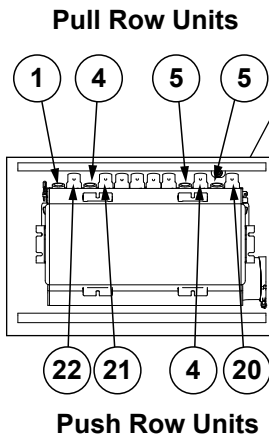
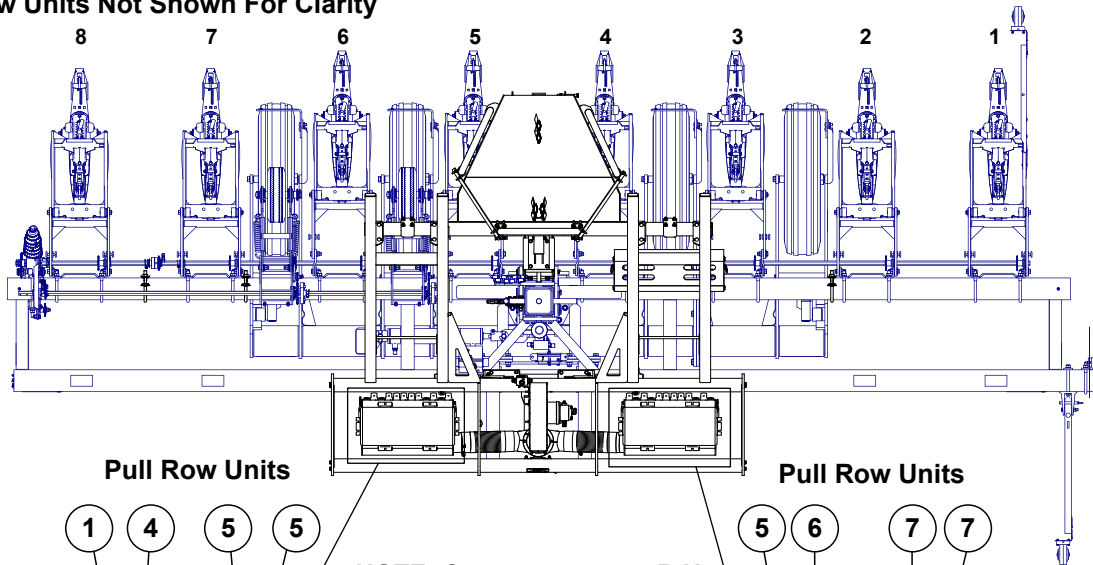
(103501)



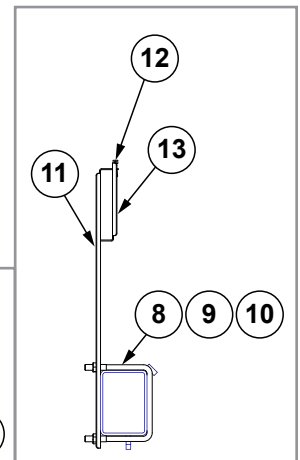
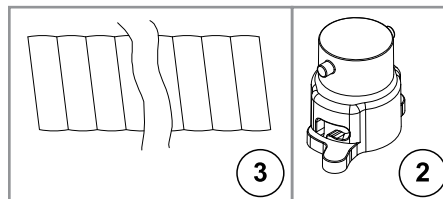
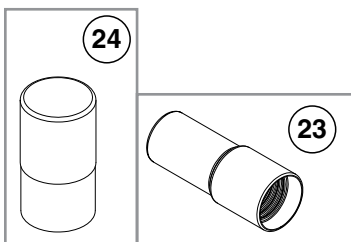
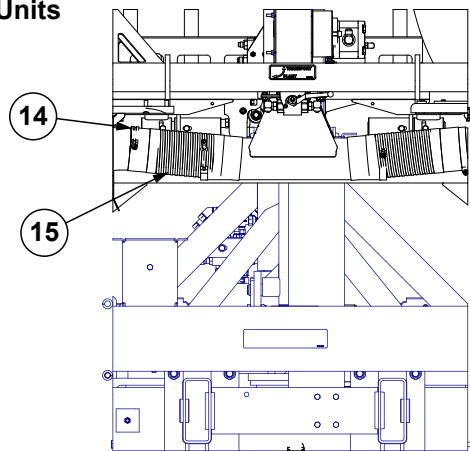
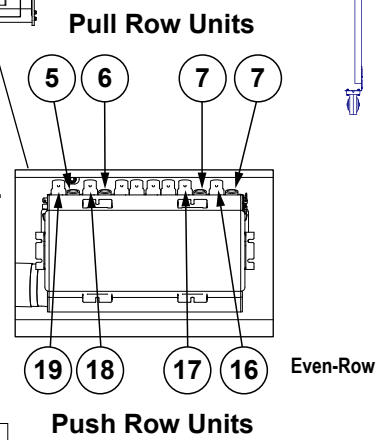
ITEM	PART NO.	QTY.	DESCRIPTION
1	GA25388	1	Overhauled Load Adapter
2	GA25034	1	Fan Housing
3	G10164001	1	Motor
	GR2381	-	Seal Kit
4	GD35294	1	Hose Barb, 1/8"-27 NPTF x 3/8"
5	GD30882	1	2-Bolt Mount Gasket
6	GD21300	1	Key
7	G6801-06	1	Elbow W/O-Ring, 90°, 1/16"-18 Male JIC To O-Ring
	GR1045	-	O-Ring
8	G6400-08-10	1	Connector W/O-Ring, 3/4"-16 Male JIC To 7/8"-14 O-Ring
	GR1466	-	O-Ring
9	G11124	2	Hex Serrated Flange Cap Screw, 3/8"-16 x 1", Grade 5
10	G11387	2	Flat Washer, 3/8" SAE
11	G11848	2	Hex Socket Head Cap Screw, 3/8"-16 x 1 1/4"
12	GA25036	1	Fan Inlet
	GD35011	1	Inlet Screen
13	GD34103	1	Bushing
14	G6801-L-06-08	1	Long Elbow W/O-Ring, 90°, 1/16"-18 x 3/4"-16
15	G6500-08	1	Swivel Elbow, 90°, 3/4"-16 Male JIC To Female
16	GA25035	1	Fan Rotor
A	GA24429	1	Bulk Fill Fan (Includes Items 2, 12-13, and 16)

(IP1245)

\*Split Row Units Not Shown For Clarity



**NOTE: Center 4 rows on R.H. and L.H entrainer MUST be plugged or seed will not flow.**



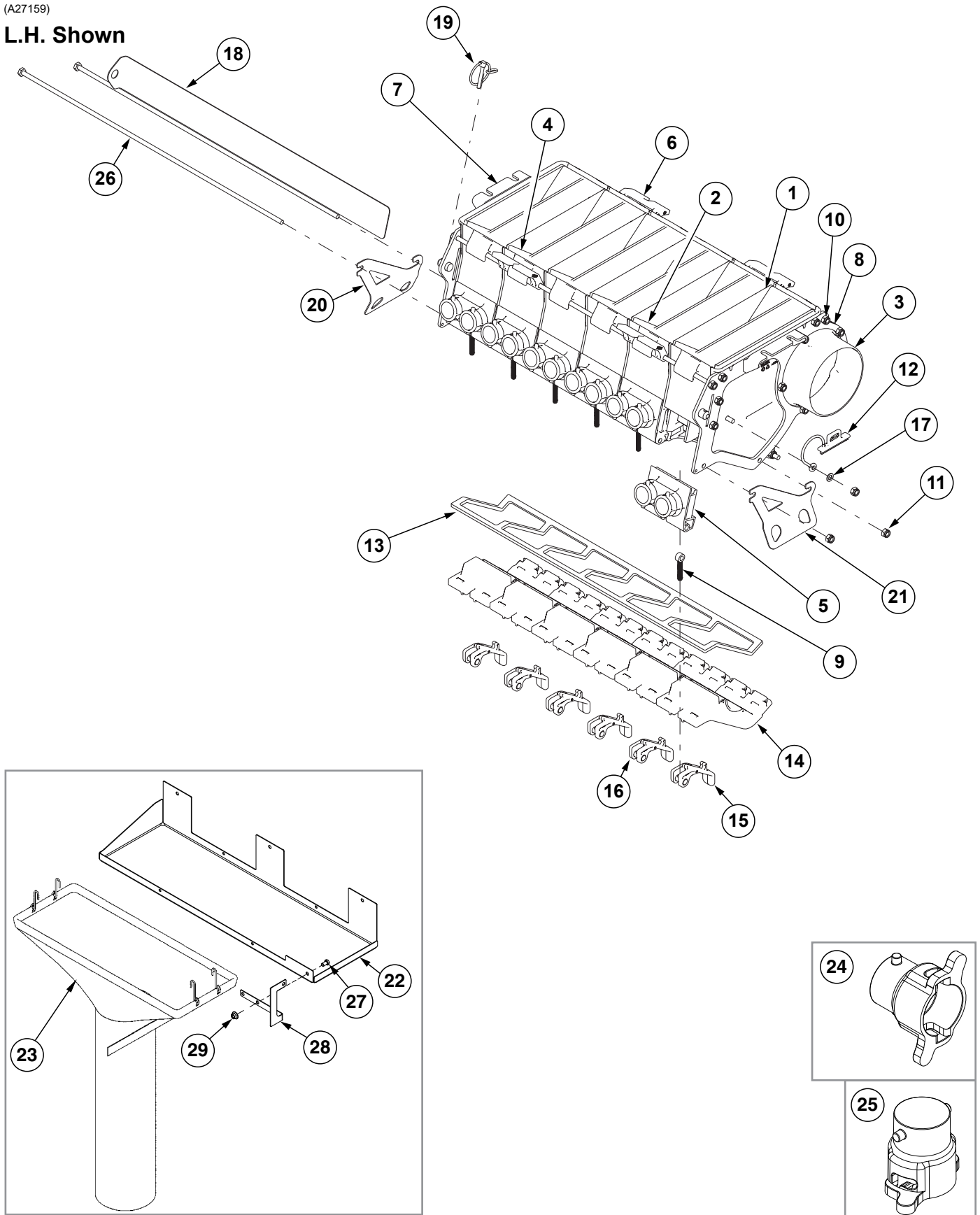


ITEM	PART NO.	QTY.	DESCRIPTION
1	*A13870-133	1	Seed Hose Assembly, 1¼" x 133"
2	GB0431	-	Bulk Fill Small Cap
	GD19508	-	Small O-Ring
3	GD9129-01	-	Hose Protector, 48"
4	*A13870-101	1	Seed Hose Assembly, 1¼" x 101"
5	*A13870-72	3	Seed Hose Assembly, 1¼" x 72"
6	*A13870-74	1	Seed Hose Assembly, 1¼" x 74"
7	*A13870-116	2	Seed Hose Assembly, 1¼" x 116"
8	GD1113	3	U-Bolt, 5" x 7" x ⅝"-11
9	G10104	6	Hex Nut, ⅝"-11
10	G10230	6	Lock Washer, ⅝"
11	GD34372	3	Hose Holder Mount, 30"
12	GD2558	3	Lynch Pin, ¼"
13	GD20595	3	Hose Holder Short Mount
14	G11360	4	T-Bolt Hose Clamp, 4½"
15	GD19659-08	2	Black Hose, 4½" I.D. x 12"
16	*A13870-137	1	Seed Hose Assembly, 1¼" x 137"
17	*A13870-149	1	Seed Hose Assembly, 1¼" x 149"
18	*A13870-97	1	Seed Hose Assembly, 1¼" x 97"
19	*A13870-82	1	Seed Hose Assembly, 1¼" x 82"
20	*A13870-93	1	Seed Hose Assembly, 1¼" x 93"
21	*A13870-118	1	Seed Hose Assembly, 1¼" x 118"
22	*A13870-123	1	Seed Hose Assembly, 1¼" x 123"
23	GD31424	8	Screw Cuff, 2"
24	GB1216	8	Screw Cuff, 1½"

\*Hose not stocked by Kinze repair parts, but is available in bulk (GR1947).

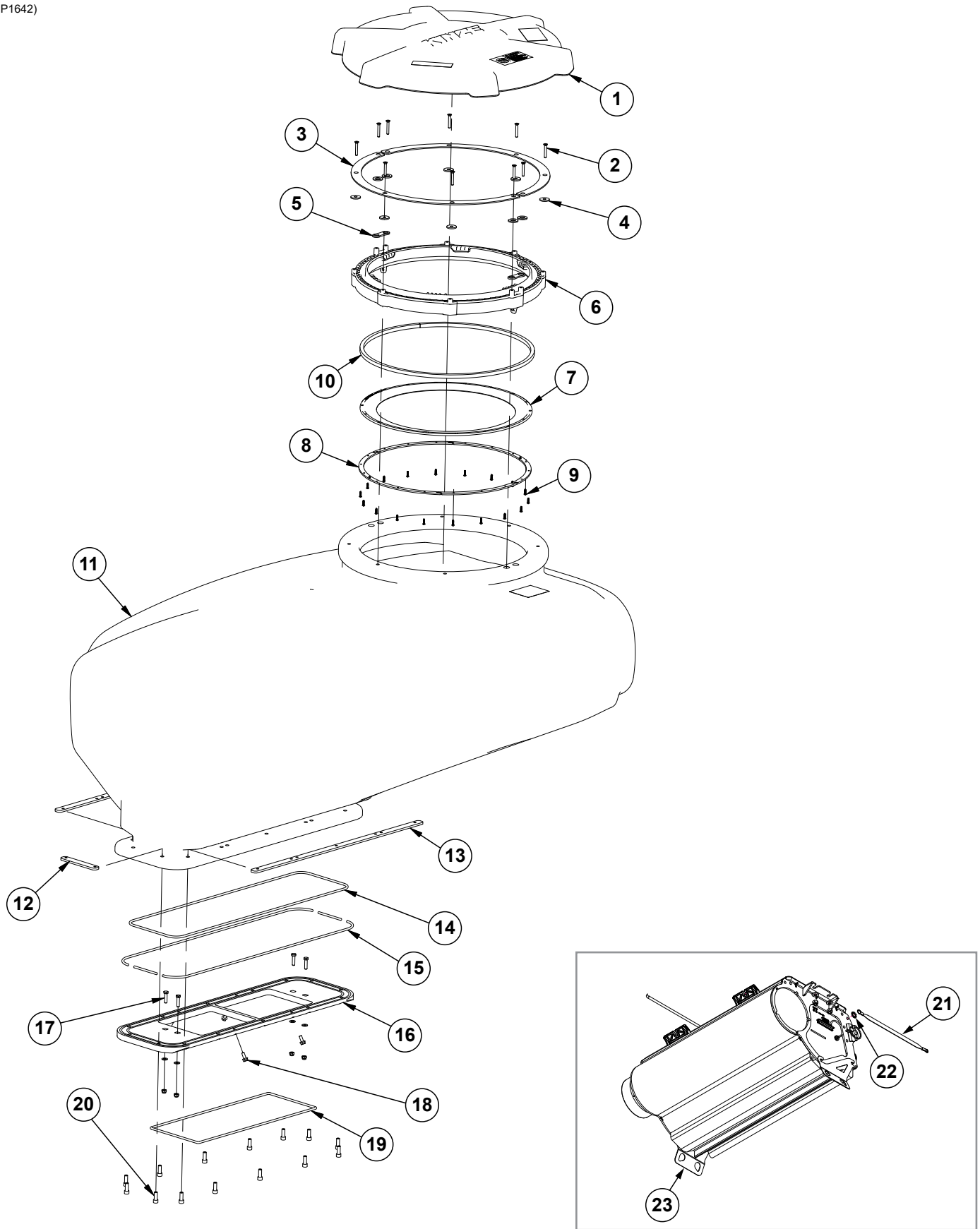
(A27159)

L.H. Shown



ITEM	PART NO.	QTY.	DESCRIPTION
1	GB1195	6	Entrainer Section
2	GB1197	5	Entrainer Interior Wall
3	GB1201	1	Entrainer End Cap, L.H.
4	GB1199	1	Entrainer End Cap, L.H.
5	GB1196	6	Entrainer Outlet Dual, 1"
6	GB1204	4	Entrainer Mount Adapter
7	G10950901	1	Entrainer Retainment Assembly, L.H.
8	G10950801	1	Entrainer Retainment Assembly, R.H.
9	GD19864	6	Eye Bolt, ¼"-20 x 1.83"
10	GD37049	12	Hex Head Cap Screw, ¼"-20 x 21¼", Grade 2
11	G11320	15	Lock Nut, ¼"-20, Grade B
12	GB0444	2	Bulk Fill Shutoff Door Plug
13	G10301201	1	Cleanout Door Gasket
14	GA26104	6	Entrainer Door
15	GB1203	6	Entrainer Door Latch
16	GD21080	6	Cam Nut, ¼"-20
17	G11328	2	Washer, ¼"
18	G10495103	1	Entrainer Slide
19	G10973901	1	Pin W/Chain, ⅜" x 1 ⅝"
20	G10017201	1	Bulk Fill Chute Hanger
21	G10017301	1	Bulk Fill Chute Hanger
22	G10246301	1	Clean Out Chute Bottom
23	GA14822	1	Cleanout Chute
24	GB0430	-	Bulk Fill Large Cap
25	GB0431	-	Bulk Fill Small Cap (If Applicable)
26	GD19852	3	Hex Head Cap Screw, ¼"-20 x 22"
27	G10328	1	Hex Head Cap Screw, ⅜"-16 x ⅝"
28	G10246001	1	Cleanout Chute Mount
29	G11091	1	Serrated Flange Nut, ⅜"-16
A	GA27158	-	Bulk Fill Entrainer Assembly, R.H. (Items 1-21)
B	GA27159	-	Bulk Fill Entrainer Assembly, L.H. (Shown) (Items 1-21)

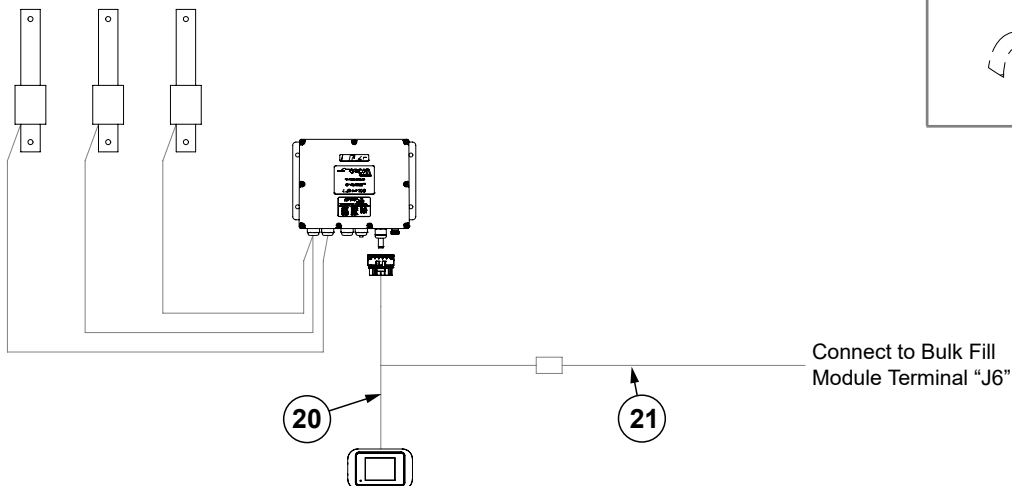
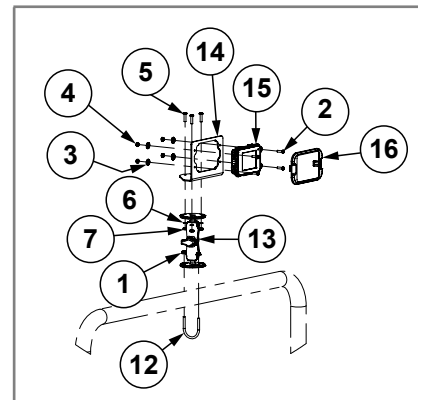
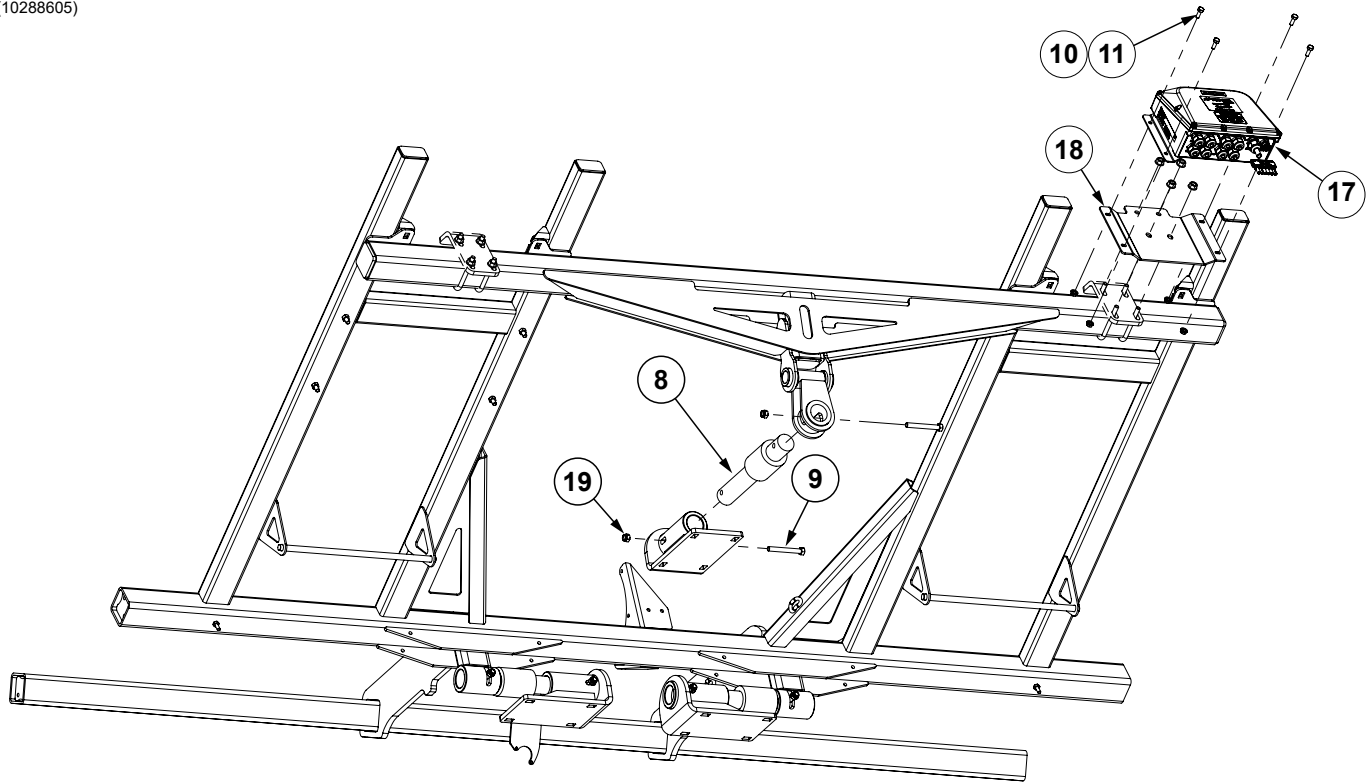
(IP1642)



ITEM	PART NO.	QTY.	DESCRIPTION
1	GB0673	1	Bulk Fill Tank Lid
	GD24879-01	1	Rope Tether, 36"
	G11386	1	Flat Washer, 5/16"SAE
2	G10132501	10	Hex Flange Head Cap Screw, 1/4"-20 x 1 3/4"
3	GD35844	2	Top Ring Mount Plate
4	GD35857	6	Foam Seal Washer
5	GB0905	2	Lid Seal Ring Spacer
	GD24754	4	Foam Seal
6	GB1206	1	Bulk Fill Tank Lid Latch
7	GB0675	1	Bulk Fill Tank Lid Seal
8	GD24386	6	Bulk Fill Lid Seal Ring Segment
9	G11522	18	Phillip Pan Head Tapping Screw, #8-18 x 5/8"
10	*GD35274-01	1	Ribbon Sealer, 66 1/2" (Length Used For Tank Lid)
11	G10058001	1	Bulk Seed Tank, 25 Bushel
12	GD20923	2	Entrainer Mount Tap Block, Short
13	G10057501	2	Entrainer Mount Tap Block
14	GD19690-03	1	Ribbon Sealer, 6.5'
15	GD19690-04	1	Ribbon Sealer, 7'
16	GD37001	1	Entrainer Adapter, 12 Row
17	G10171	4	Hex Head Cap Screw, 5/16"-18 x 1 1/4"
	G11386	4	Flat Washer, 5/16" SAE
	G11182	4	Lock Nut W/Nylon Insert, 5/16"-18
18	G10961	4	Flanged Whiz Lock Screw, 5/16"-18 x 3/4", No Serration
19	G10302501	1	Foam Cord, 58"
20	G11261	14	Hex Socket Head Cap Screw, 3/8"-16 x 1"
21	GD27607	1	Ground Strap
22	G10529	1	External Tooth Lock Washer, 3/8"
23	---	---	<a href="#">See "Entrainer Assembly" on page P103</a>
A	G10129501	-	Bulk Fill Lid Seal Assembly (Items 6-9)

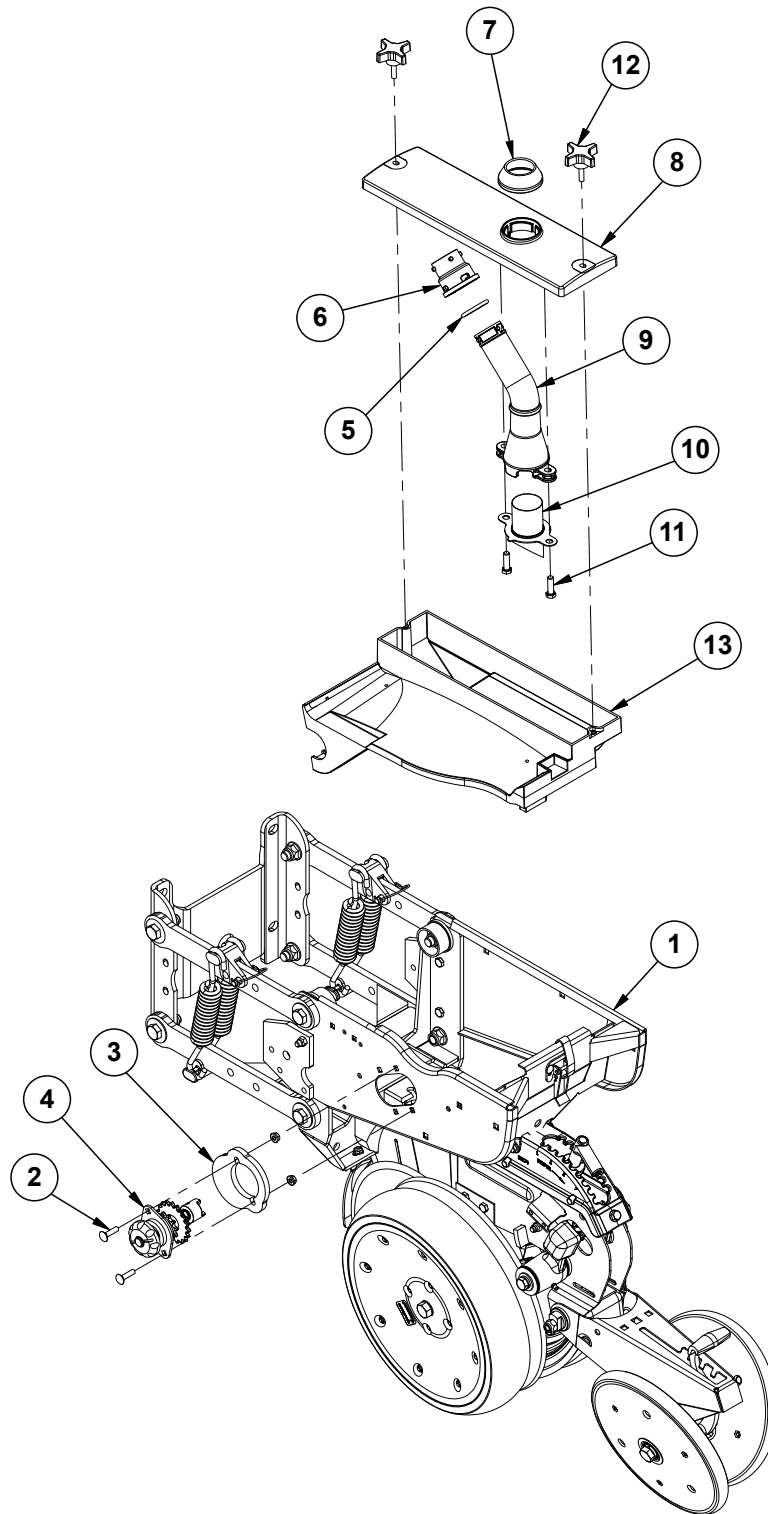
\*Available in bulk only (21.75').

(10288605)



ITEM	PART NO.	QTY.	DESCRIPTION
1	G11284	2	Serrated Flange Nut, No. 8-32
2	G11065	4	Phillips Pan Head Machine Screw, No. 8-32 x 5/8", Stainless Steel
3	G10931	4	Lock Washer, No. 8, Internal/External, Stainless Steel
4	G10251	4	Hex Nut, No. 8-32
5	G11401	3	Phillips Pan Head Machine Screw, No. 10-32 x 3/4", Stainless Steel
6	G10257	3	Lock Washer, No. 10
7	G10758	3	Hex Nut, No. 10-32
8	GA14135	6	Load Cell
9	G10325	12	Hex Head Cap Screw, 3/8"-16 x 2 3/4"
10	G10023	4	Hex Head Cap Screw, 1/4"-20 x 3/4"
11	G10621	4	Serrated Flange Nut, 1/4"-20
12	GD20282	1	U-Bolt, #10-32
13	GA12403	1	Mounting Bracket Assembly, Includes: (2) Mounting Brackets, (2) Connector Halves, (1) Compression Spring
14	G10242601	1	Display Mount Bracket
15	G10488901	1	PHD28 Scale Display
16	G10267101	1	PHD28 Bezel
17	G10002701	1	CAN Scale Module
18	G10265001	1	Scale Module Mount
19	G10108	12	Lock Nut, 3/8"-16
20	G10242801	1	PHD28 Bulk Fill Scale CAN Cable
21	G10266901	1	CAN Stub Harness

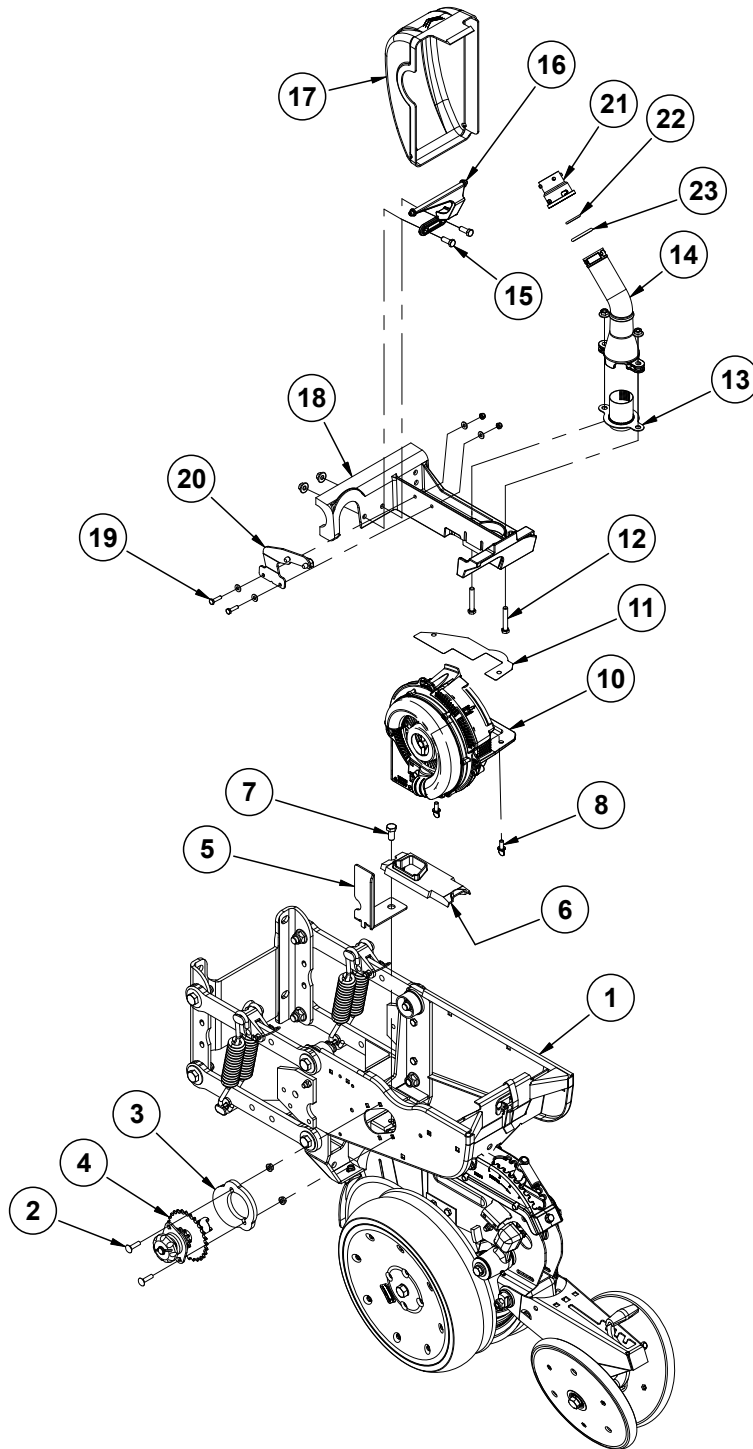
(IP1638)





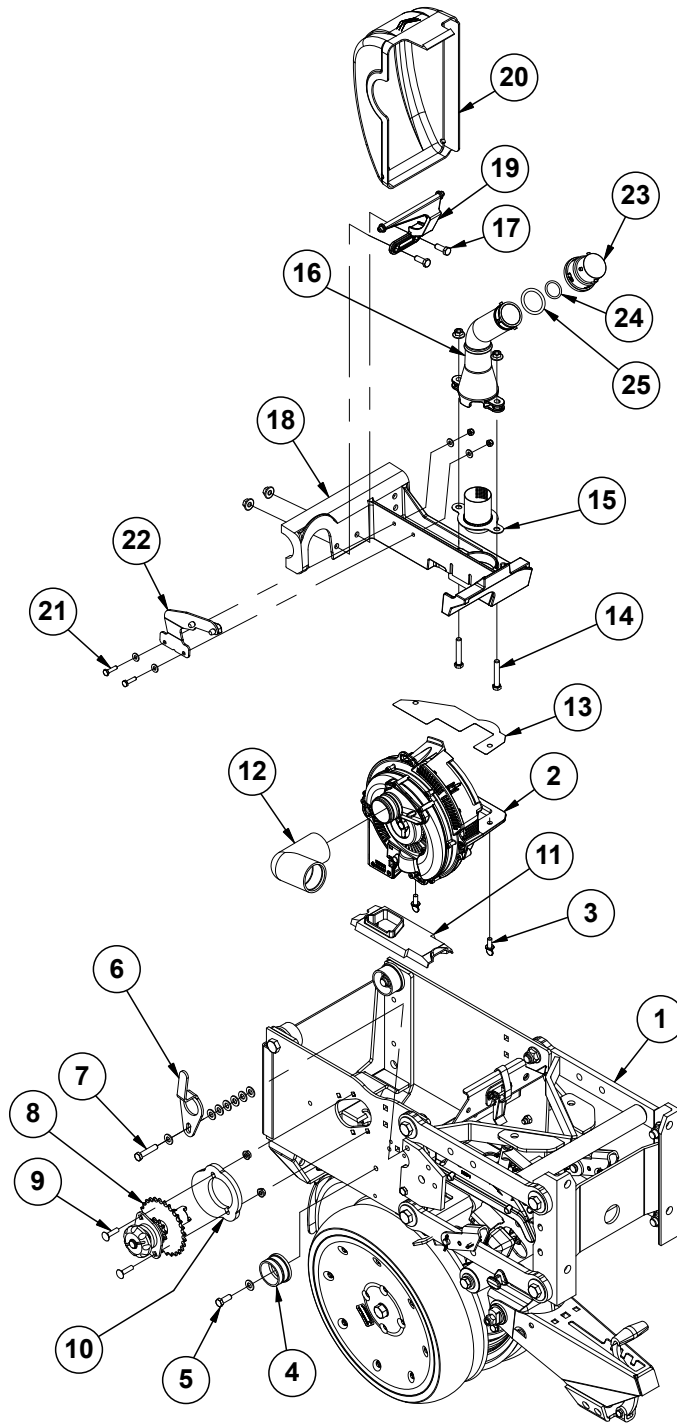
ITEM	PART NO.	QTY. Per Row	DESCRIPTION
1	---	-	<a href="#">See "Shank Assembly, Seed Tube, and Depth Adjustment" on page P3</a> <a href="#">See "Parallel Arms, Mounting Support Plate, and Quick Adjustable Down Force Springs Option" on page P7</a> <a href="#">See "Hopper Support and Meter Drive" on page P19</a>
2	G10338	2	Carriage Bolt, 5/16"-18 x 1 1/4"
	G10620	2	Serrated Flange Nut, 5/16"-18
3	G11013001	1	Clutch Adapter Plate
4	GA10151	1	Seed Meter Clutch Assembly, 11/19 Tooth
5	GD19509	1	O-Ring, Large
6	GB0430	1	Bulk Fill Large Cap
7	GB0446	1	Bulk Fill Mechanical Meter Cover Seal
8	GB0445	1	Bulk Fill Mechanical Meter Cover
9	GB0455	1	Bulk Fill Air Pressure Dissipator
10	GB0574	1	Air Dissipator Screen
11	G10004	2	Hex Head Cap Screw, 3/8"-16 x 1 1/4"
12	GD29339	2	4-Prong Knob
13	GA9547	1	Mini-Hopper
	GD12561	-	Threaded Insert, 5/16"-18
A	GA14031	-	Bulk Fill Mechanical Meter Cover Assembly (Items 7-11)

(IP1636)



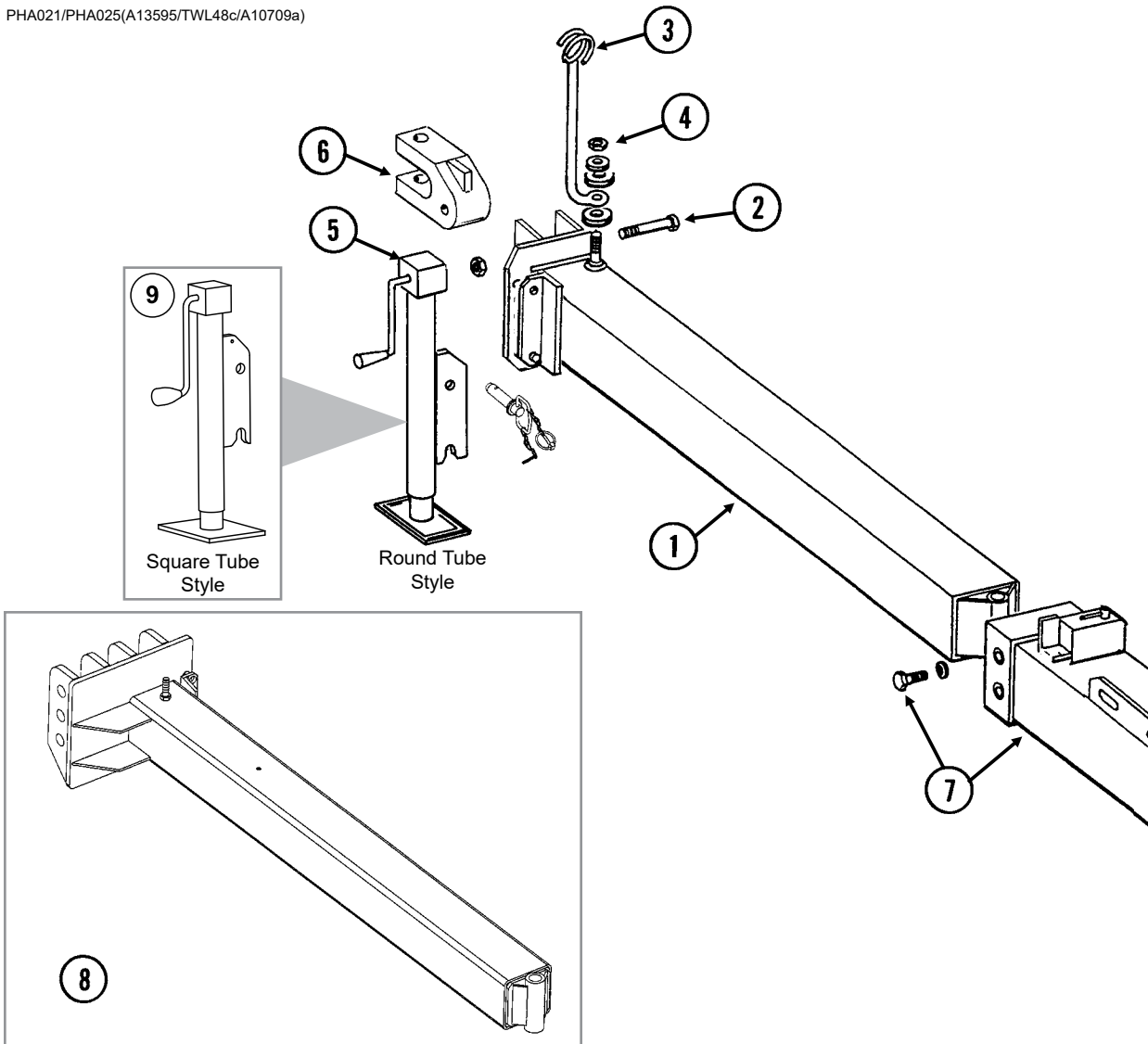
ITEM	PART NO.	QTY.	DESCRIPTION
1	---	---	<a href="#">See "Shank Assembly, Seed Tube, and Depth Adjustment" on page P3</a> <a href="#">See "Parallel Arms, Mounting Support Plate, and Quick Adjustable Down Force Springs Option" on page P7</a> <a href="#">See "Hopper Support and Meter Drive" on page P19</a>
2	G10338	2	Carriage Bolt, 5/16"-18 x 1 1/4"
	G10620	2	Serrated Flange Nut, 5/16"-18
3	G11013001	1	Clutch Adapter Plate
4	GA20640	1	Meter Drive Assembly, 11/28 Tooth
	G3303-108	-	Chain, No. 41, 108 Pitch Including Connector Link
	G3303-120	-	Chain, No. 41, 120 Pitch Including Connector Link (Center 4 Rows)
	GR0196	-	Connector Link, No. 41
5	GD29798	1	Chain Guard
6	GB0926	1	Shank Cover
7	G10014	1	Hex Head Cap Screw, 1/2"-13 x 1"
	G10071	1	Serrated Flange Nut, 1/2"-13
8	G11009	2	Locking Thumbscrew, 5/16"-18 x 3/4"
9	---	---	---
10	----	1	<a href="#">See "Vacuum Seed Meter" on page P27</a>
11	GD29413	1	Hopper Shim
12	G10939	2	Hex Head Cap Screw, 3/8"-16 x 2 1/4"
	G11091	2	Serrated Flange Nut, 3/8"-16
13	GB0901	1	Air Dissipator Screen
14	GB0455	1	Bulk Fill Air Pressure Dissipator
15	G10001	2	Hex Head Cap Screw, 3/8"-16 x 1"
	G11091	2	Serrated Flange Nut, 3/8"-16
16	GB0717	1	Vacuum Meter Cover Hinge
17	GB0428	1	Meter Cover
18	GA25304	1	Meter Mount W/Inserts
	GD35858	-	Threaded Insert, 5/16"-18 (Included W/GA25304)
19	G10064	2	Hex Head Cap Screw, 1/4"-20 x 1"
	G11385	4	Flat Washer, 1/4" SAE
	G10110	2	Lock Nut, 1/4"-20, Grade B
20	GA21309	1	Meter Support
21	GB0430	1	Bulk Fill Large Cap
22	GD19508	1	Small O-Ring
23	GD19509	1	O-Ring, Large

(IP1637)



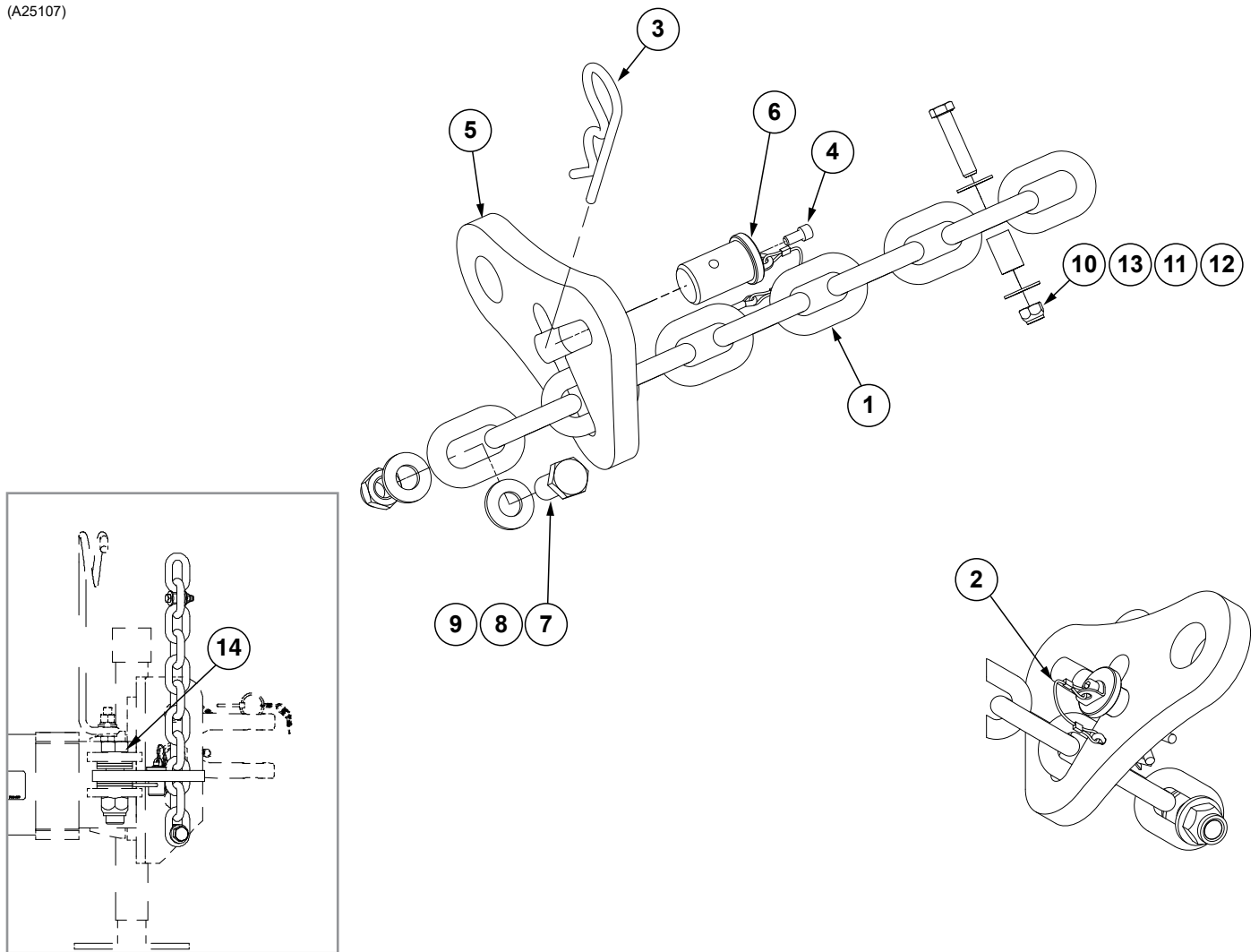
ITEM	PART NO.	QTY.	DESCRIPTION
1	---	---	<a href="#">See "Shank and Depth Adjustment (Split Row)" on page P59</a> <a href="#">See "Parallel Arms and Face Plate (Split Row)" on page P57</a>
2	GA21482	1	<a href="#">See "Vacuum Seed Meter" on page P27</a>
3	G11009	2	Locking Thumbscrew, 5/16"-18 x 3/4"
4	GD17052	1	Vacuum Plug
5	G10001	1	Hex Head Cap Screw, 3/8"-16 x 1"
	G11387	8	Hardened Washer, 3/8" SAE
	G10108	1	Lock Nut, 3/8"-16
6	G10180301	1	Vacuum Hose Guide
7	G10047	1	Hex Head Cap Screw, 3/8"-16 x 1 3/4"
8	GA20640	1	Meter Drive Assembly, 11/28 Tooth
	G3303-108	-	Chain, No. 41, 108 Pitch Including Connector Link
	G3303-120	-	Chain, No. 41, 120 Pitch Including Connector Link (Center 4 Rows)
	GR0196	-	Connector Link, No. 41
9	G10338	2	Carriage Bolt, 5/16"-18 x 1 1/4"
	G10620	2	Serrated Flange Nut, 5/16"-18
10	G11013001	1	Clutch Adapter Plate
11	GB0926	1	Shank Cover
12	GB1313	1	90° Elbow, 1 1/2" Hose
13	GD29413	1	Hopper Shim
14	G10939	2	Hex Head Cap Screw, 3/8"-16 x 2 1/4"
	G11091	2	Serrated Flange Nut, 3/8"-16
15	GB0901	1	Air Dissipator Screen
16	GB0455	1	Bulk Fill Air Pressure Dissipator
17	G10001	2	Hex Head Cap Screw, 3/8"-16 x 1"
	G11091	2	Serrated Flange Nut, 3/8"-16
18	GA25304	1	Meter Mount W/Inserts
	GD16561	-	Threaded Insert, 5/16"-18 (Included W/GA25304)
19	GB0717	1	Vacuum Meter Cover Hinge
20	GB0428	1	Vacuum Meter Cover
21	G10064	2	Hex Head Cap Screw, 1/4"-20 x 1"
	G10110	2	Lock Nut, 1/4"-20, Grade B
	G11385	4	Flat Washer, 1/4" SAE
22	GA21309	1	Meter Support
23	GB0430	1	Bulk Fill Large Cap
24	GD19508	1	Small O-Ring
25	GD19509	1	O-Ring, Large

PHA021/PHA025(A13595/TWL48c/A10709a)



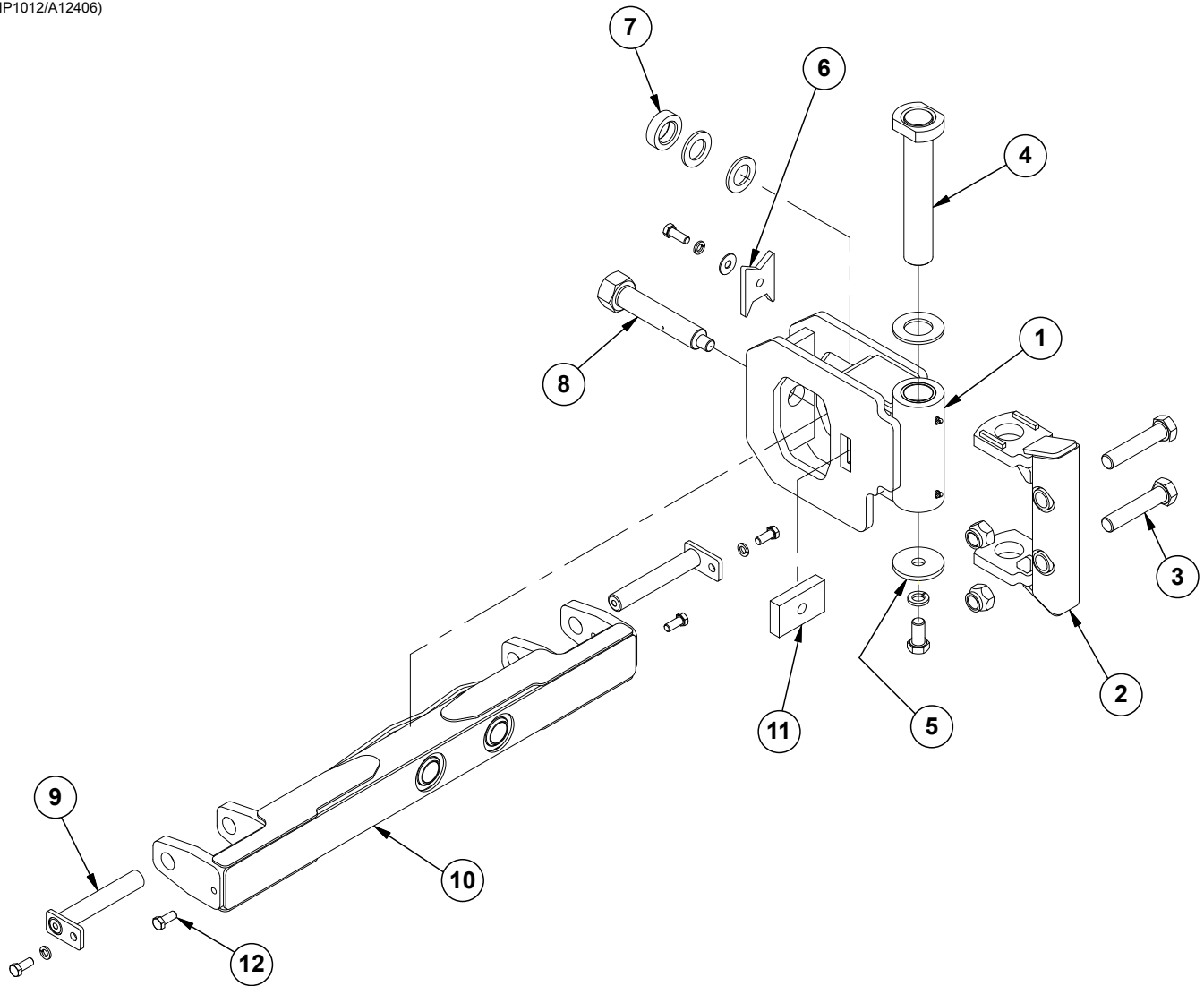
ITEM	PART NO.	QTY.	DESCRIPTION
1	GA8699	1	Inner Hitch, 65¼"
2	G10169	1	Hex Head Cap Screw, 1¼"-7 x 6"
	G10157	1	Lock Nut, 1¼"-7
3	GD16328	1	Hose Holder
4	G10217	2	Washer, ⅝" USS
	G10230	1	Lock Washer, ⅝"
	G10104	1	Hex Nut, ⅝"-11
5	GA13986	1	Jack Assembly Complete (Round Tube Style)
	GA4995	-	Detent Pin Assembly
	GR0516	-	Crank Assembly
	GR0515	-	Bevel Gear Set, Includes: (2) Bevel Gears, (1) Gear Pin, (1) Groove Pin
6	GB0156	1	Clevis
7	---	-	<a href="#">See "Outer Hitch" on page P119</a>
8	GA10709	1	Inner Hitch, 65¼", 7½" Offset
9	G11044501	-	Jack Assembly Complete (Square Tube Style)
	G11044201	-	Side Wide Handle, 8.5" (Included W/G11044501)
	G11043301	-	Gear Set (Included W/G11044501)
	G11044001	-	⅝" Pin Kit W/Chain (Included W/G11044501)
	G11044401	-	Bearing (Included W/G11044501)

(A25107)



ITEM	PART NO.	QTY.	DESCRIPTION
1	G3324-01	1	Safety Chain, 13MM Grade 70, 97½"
2	GD35339	1	Looped Tether W/Tabs and Cotter Pin
3	G10671	1	Hairpin Cotter, ⅜" x 3¼"
4	G11874	1	Hex Socket Head Cap Screw, ¼"-20 x ½"
5	GD35127	1	Single Chain Latch
6	GD35340	1	Chain Latch Pin
7	G10007	1	Hex Head Cap Screw, ⅝"-11 x 1½"
8	G11391	2	Flat Washer, ⅝" SAE
9	G10107	1	Lock Nut, ⅝"-11
10	G10108	1	Lock Nut, ⅝"-16
11	GD8893-07	1	Sleeve, 1" Long
12	G10047	1	Hex Head Cap Screw, ⅜"-16 x 1¾"
13	G10210	2	Washer, ⅜" USS
14	G11290	1	Hex Head Cap Screw, 1¼"-7 x 5"
	G10157	1	Lock Nut, 1¼"-7
	G11396	6	Flat Washer, 1¼" SAE
A	G9978X	-	⅝" Transport Safety Chain Package (Items 1-13)

(IP1012/A12406)

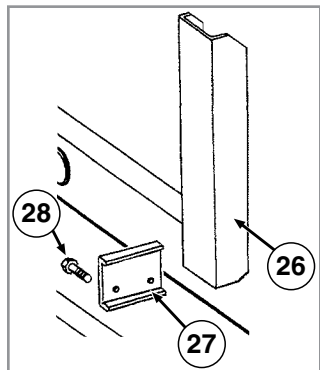
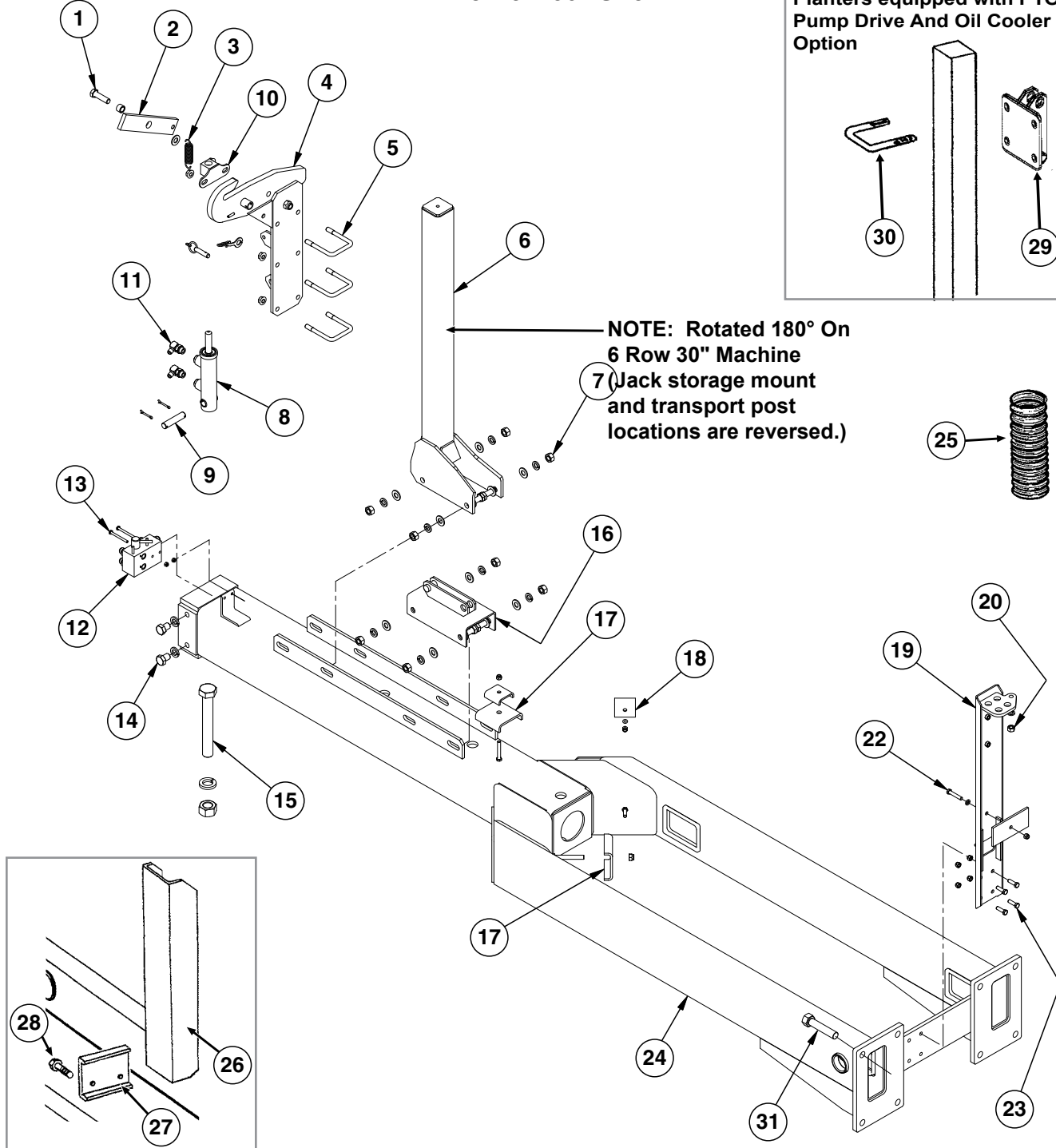
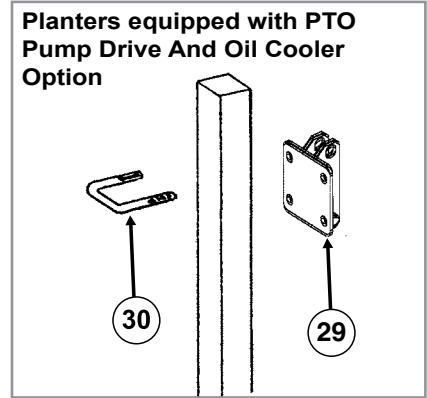




ITEM	PART NO.	QTY.	DESCRIPTION
1	GA13665	1	Hitch Pivot
2	GA13783	1	Pivot Mount
3	G10169	2	Hex Head Cap Screw, 1¼"-7 x 6"
	G10157	2	Lock Nut, 1¼"-7
4	GA12163	1	Pin, 13⅜"
	GD15725	1	Washer, 4" O.D. x 2¼" I.D. x ¼"
5	GD17245	1	Washer, 4" O.D. x 1½" I.D. X ⅜"
	G11223	1	Hex Head Cap Screw, 1"-8 x 2"
	G10118	1	Lock Washer, 1"
6	GD15100	1	Pivot Lock
	G10230	1	Lock Washer, ⅝"
	G11391	1	Flat Washer, ⅝" SAE
	G10005	1	Hex Head Cap Screw, ⅞"-11 x 1¼"
7	GD16226	1	Sleeve, 3" O.D. x 1 <sup>25</sup> / <sub>32</sub> " x 2 <sup>9</sup> / <sub>32</sub> " Thick
	GD16303	2	Washer, 3" O.D. x 1 <sup>25</sup> / <sub>32</sub> " x ¼" Thick
8	GA13673	1	Pivot Pin
9	GA11079	2	Hammer Strap, Category 3 And 3N
	G10007	2	Hex Head Cap Screw, ⅝"-11 x 1½"
	G10230	2	Lock Washer, ⅝"
10	GA12164	1	Hitch Bar
11	GD19468	1	Tapped Bar
12	G10034	2	Hex Head Cap Screw, ⅜"-16 x ½"

(TWL49g/IP1119)

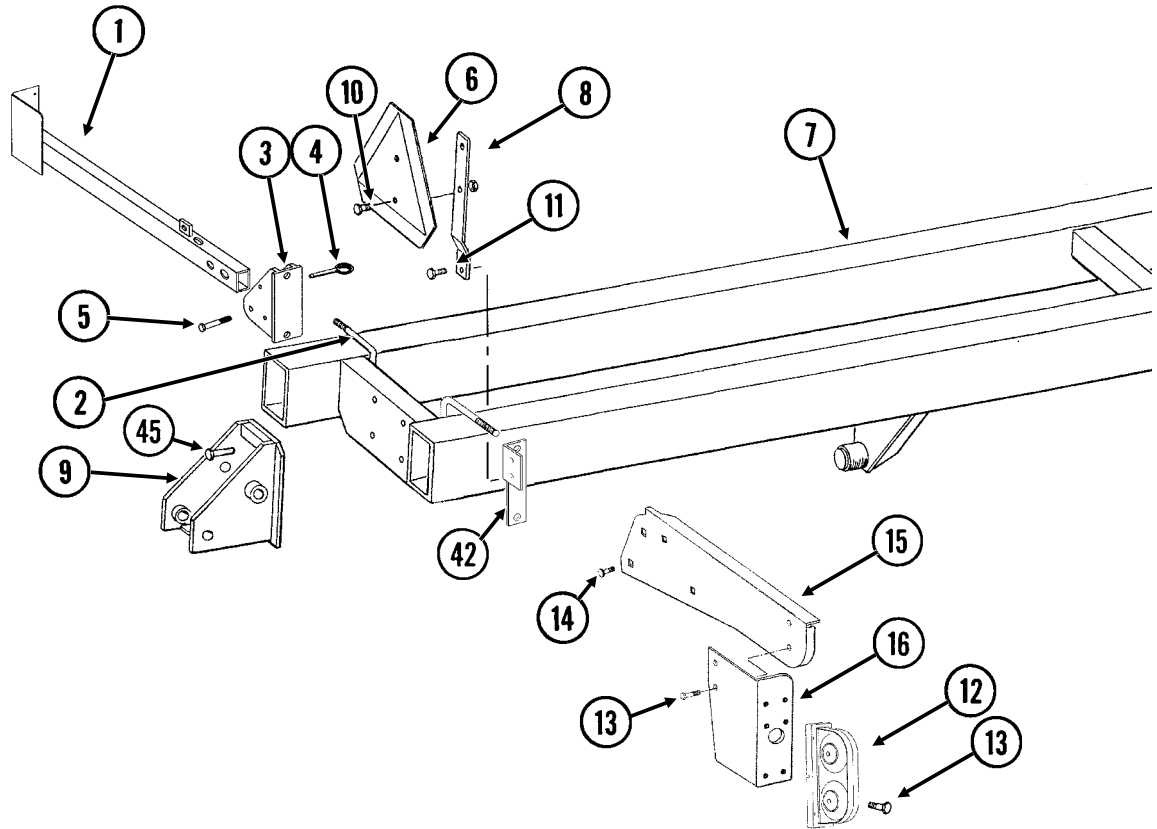
8 Row 30" Shown



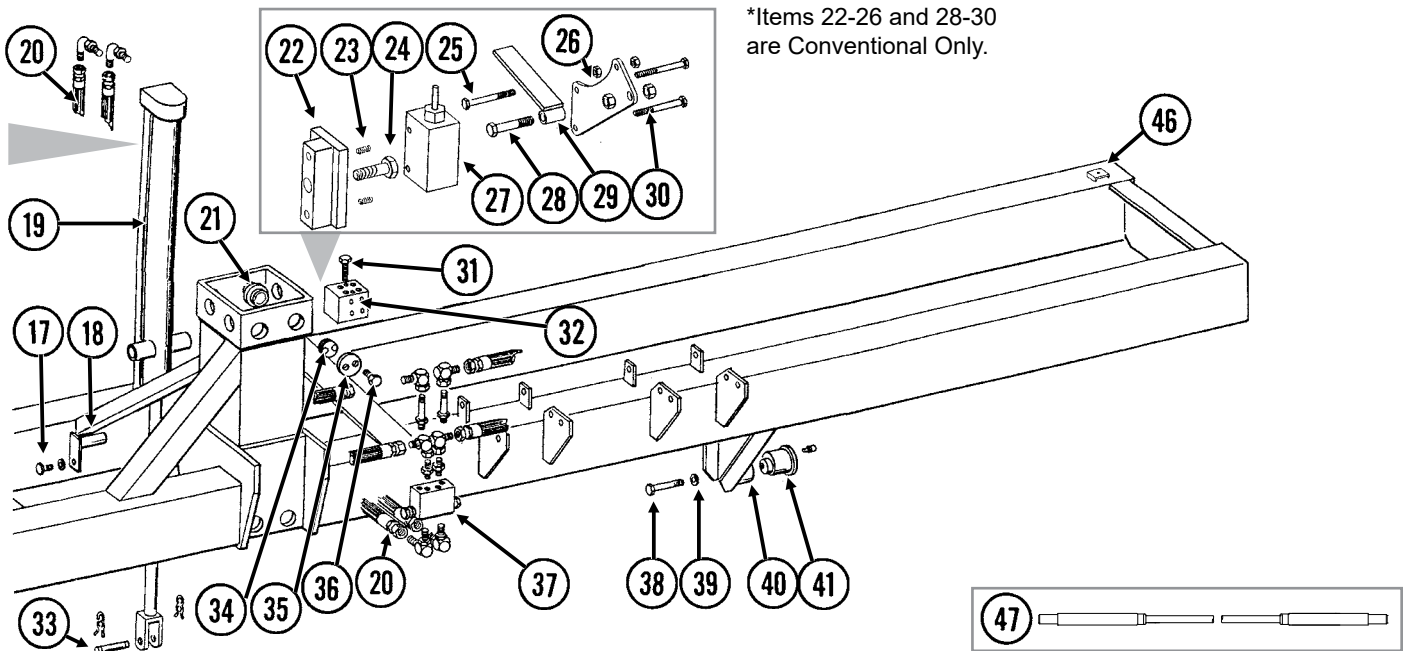
ITEM	PART NO.	QTY.	DESCRIPTION
1	G10006	1	Hex Head Cap Screw, 5/8"-11 x 2 1/4"
	GB0218	1	Bushing, 2 1/32" I.D. x 7/8" O.D. x 1 9/32" Long
	G10107	1	Lock Nut, 5/8"-11
2	GA6422	1	Catch Bar
	GD7805	1	Special Washer, 5/8", Hardened
3	GD5857	1	Spring
4	GA6420	1	Transport Catch
	G10765	1	Spring Pin, 1/4" x 1"

ITEM	PART NO.	QTY.	DESCRIPTION
5	GD4743	3	U-Bolt, 3" x 3" x 1/2"-13
	GA7022	1	Detent Pin W/Chain
	G10071	6	Serrated Flange Nut, 1/2"-13
6	GA6623	1	Transport Post, 6 Row 30"
	GA6418	1	Transport Post, 8 Row 30" (Shown)
7	G10104	4	Hex Nut, 5/8"-11
	G10230	4	Lock Washer, 5/8"
	G10005	4	Hex Head Cap Screw, 5/8"-11 x 1 3/4"
	GD7805	4	Special Washer, 5/8", Hardened
8	GA9559	1	<a href="#">See "Transport Latch Cylinder, All Sizes" on page P175</a>
9	GD7137	1	Pin, 3/4" x 3 3/8"
	G10457	2	Cotter Pin, 5/32" x 1 1/2"
10	GA21728	1	Rod Guide
11	G6801-06-08	2	Elbow W/O-Ring, 90°, 9/16"-18 Male JIC To 3/4"-16 O-Ring
	GR1037		O-Ring
12	---	-	<a href="#">See "Selector Valve" on page P187</a>
13	G10746	2	Hex Head Cap Screw, 1/4"-20 x 2 3/4"
	G10110	2	Lock Nut, 1/4"-20, Grade B
14	G10716	2	Hex Head Cap Screw, 3/4"-10 x 1"
	G10231	2	Lock Washer, 3/4"
15	G10717	1	Hex Head Cap Screw, 1 1/4"-7 x 9"
	G10239	1	Hex Nut, 1 1/4"-7
	G10236	1	Lock Washer, 1 1/4"
16	G10740701	1	Jack Storage Mount
	G10104	4	Hex Nut, 5/8"-11
	G10230	4	Lock Washer, 5/8"
	G10005	4	Hex Head Cap Screw, 5/8"-11 x 1 3/4"
17	GD0740	2	Hose Clamp, 3/4" x 4" x 3 1/2"
	G10108	1	Lock Nut, 3/8"-16
18	GD0740	2	Hose Clamp, 3/4" x 4" x 3 1/2"
	G11387	1	Flat Washer, 3/8" SAE
	G10108	3	Lock Nut, 3/8"-16
19	GA11201	1	Hose Support
20	G10102	1	Hex Nut, 1/2"-13
	G10228	1	Lock Washer, 1/2"
	GA6608	1	Cable Assembly
21	---	-	---
22	G10048	1	Hex Head Cap Screw, 3/8"-16 x 2"
	GD16341	1	Hose Clamp, 3 3/4" x 6"
	G10229	1	Lock Washer, 3/8"
23	G10004	4	Hex Head Cap Screw, 3/8"-16 x 1 1/4"
	G10108	4	Lock Nut, 3/8"-16
24	GA25836	1	Outer Hitch, 125 1/2"
25	GD9129-01	1	Hose Protector, 48"
26	GD14106	1	Channel (If Applicable)
27	GD10731	1	Wire Clamp (If Applicable)
28	G10004	2	Hex Head Cap Screw, 3/8"-16 x 1 1/4" (If Applicable)
	G10108	2	Lock Nut, 3/8"-16 (If Applicable)
29	GA11528	-	Bracket
30	GD16642	2	U-Bolt, 3" x 4" x 1/2"-13
	G10228	4	Lock Washer, 1/2"
	G10102	4	Hex Nut, 1/2"-13
31	G10437	8	Hex Head Cap Screw, 3/4"-10 x 2 1/2", Grade 8
	GD2169	8	Special Washer, 25/32" I.D. x 1 1/4" O.D., Hardened
	G10112	8	Lock Nut, 3/4"-10

(TWL50e/A9689b/TWL51bb)



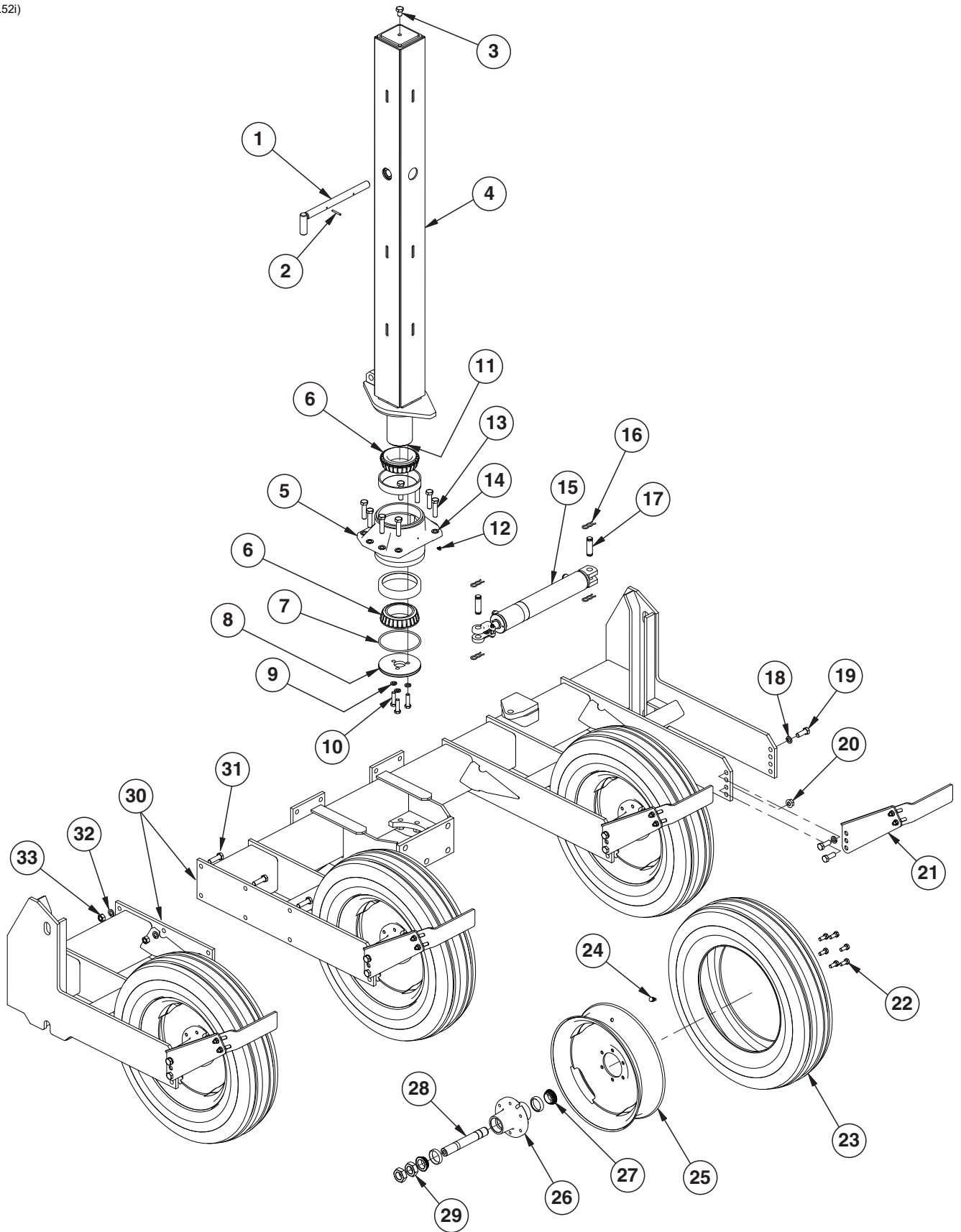
ITEM	PART NO.	QTY.	DESCRIPTION
1	GA9840	1	Light Bracket
2	GD1113	2	U-Bolt, 5" x 7" x 5/8"-11
	G10230	4	Lock Washer, 5/8"
	G10104	4	Hex Nut, 5/8"-11
3	GB0309	1	Light Mount Bracket
4	G10874	1	Detent Pin, 1/2" x 3 1/2" Grip
5	G10033	1	Hex Head Cap Screw, 1/2"-13 x 3 1/2"
	G10206	4	Washer, 1/2" SAE
	G10111	1	Lock Nut, 1/2"-13
6	---	-	<a href="#">See "Decals, Paint, and Miscellaneous" on page P261</a>
7	A9402	-	Frame, 188", 6 Row 30" Conventional ( <b>Non-Stock Item</b> )
	A9401	-	Frame, 248", 8 Row 30" Conventional ( <b>Non-Stock Item</b> )
	A24626	-	Frame, 248" 8 Row 30" Bulk Fill ( <b>Non-Stock Item</b> )
8	GD6783	1	Bracket
9	---	-	<a href="#">See "Row Marker Assembly, Two-Fold Low Profile, 6 Row 30" (Coventional)" on page P139</a> <a href="#">See "Row Marker Assembly, Two-Fold Low Profile, 8 Row 30" (Conventional)" on page P141</a> <a href="#">See "Row Marker W/Mounts, 8 Row 30" (Bulk Fill)" on page P143</a>
10	G10064	2	Hex Head Cap Screw, 1/4"-20 x 1"
	G10621	2	Serrated Flange Nut, 1/4"-20

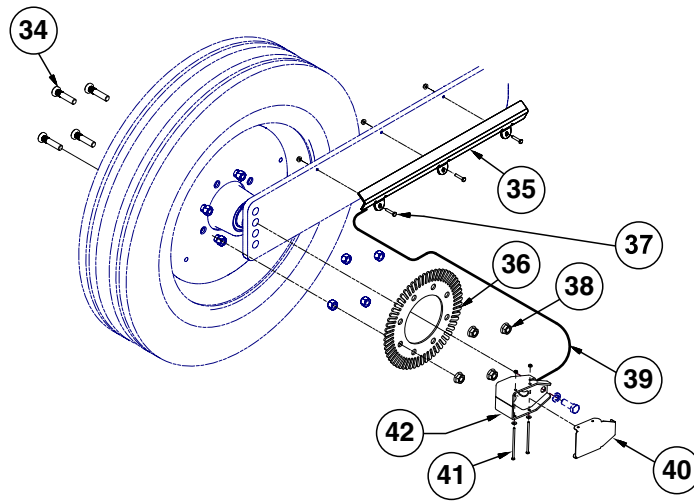


ITEM	PART NO.	QTY.	DESCRIPTION
11	G10004	2	Hex Head Cap Screw, 3/8"-16 x 1 1/4"
	G11091	2	Serrated Flange Nut, 3/8"-16
12	---	-	<a href="#">See "Electrical Components" on page P197</a>
13	G10064	-	Hex Head Cap Screw, 1/4"-20 x 1"
	G10227	-	Lock Washer, 1/4"
	G10103	-	Hex Nut, 1/4"-20
	G10110	-	Lock Nut, 1/4"-20, Grade B
14	G10305	2-4	Carriage Bolt, 3/8"-16 x 1"
	G11091	2-4	Serrated Flange Nut, 3/8"-16
15	GD36264	1	Light Mount Extension
16	GD12724	1	Bracket
17	G10037	2	Hex Head Cap Screw, 1/2"-13 x 1 1/4"
	G10228	2	Lock Washer, 1/2"
	G10102	2	Hex Nut, 1/2"-13
18	GA5121	2	Pin, 2 1/8"
19	---	-	<a href="#">See "Lift Cylinder, Conventional" on page P177</a> <a href="#">See "Lift Cylinder, Bulk Fill" on page P179</a>
20	---	-	<a href="#">See "Planter Hydraulic System, Row Hoppers (6 Row)" on page P149</a> <a href="#">See "Planter Hydraulic System, Bulk Fill" on page P153</a>
21	GD9093	16	Poly Wear Pad, 6 Row
	GD34081	16	Poly Wear Pad, 8 Row
22	GA6850	1	Valve Mount (Conventional Only)
23	G10120	2	Hex Socket Set Screw, 3/8"-16 x 1/2" (Conventional Only)
24	G10005	1	Hex Head Cap Screw, 5/8"-11 x 1 3/4" (Conventional Only)
25	G10638	1	Hex Head Cap Screw, 1/4"-20 x 2" (Conventional Only)
	G10103	2	Hex Nut, 1/4"-20
26	GD10129	1	Mounting Bracket (Conventional Only)
27	---	-	<a href="#">See "Stroke Limiter Valve, Conventional" on page P187</a> <a href="#">See "Stroke Limiter Valve, Bulk Fill" on page P183</a>
28	G10048	1	Hex Head Cap Screw, 3/8"-16 x 2" (Conventional Only)
	G10101	2	Hex Nut, 3/8"-16 (Conventional Only)

ITEM	PART NO.	QTY.	DESCRIPTION
29	GA7153	1	Stroke Limiter Arm (Conventional Only)
30	G10403	2	Hex Head Cap Screw, 1/4"-20 x 2 1/2" (Conventional Only)
	G10227	2	Lock Washer, 1/4" (Conventional Only)
31	G10172	2	Hex Head Cap Screw, 3/8"-16 x 5"
	G10108	2	Lock Nut, 3/8"-16
32	GD9971	1	Manifold Block
33	GR0375	1	Pin, 1" x 3 1/2"
	GR0193	2	Hair Pin Clip
34	GB0234	16	Adjustment Plug
35	GB0230	16	Cap
36	G10014	32	Hex Head Cap Screw, 1/2"-13 x 1"
37	---	-	<a href="#">See "Row Marker Sequencing/Flow Control Valve" on page P188</a>
38	G10026	2	Hex Head Cap Screw, 3/4"-10 x 2"
	G10231	2	Lock Washer, 3/4"
39	GB0409	2	Spring Washer
40	GD10532	2	Sleeve
41	GA6497	2	Cam Follower W/Grease Fitting
	G10640	-	Grease Fitting, 1/4"-28
42	GD13250	1	SMV Bracket
43	---	-	---
44	---	-	---
45	G10006	4	Hex Head Cap Screw, 5/8"-11 x 2 1/4"
	G10230	4	Lock Washer, 5/8"
	G10104	4	Hex Nut, 5/8"-11
46	GD5875	1	Hose Clamp, 9/16" x 2 1/2" x 2"
	G10108	1	Lock Nut, 3/8"-16
47	GA6608	-	Cable Assembly

(TWL52)





ITEM	PART NO.	QTY.	DESCRIPTION
1	GA6849	1	Safety Lockup Pin
2	G10606	1	Spring Pin, 1/4" x 2"
	G10671	1	Slotted Spring Pin, 3/16" x 3 1/4"
3	G10716	1	Hex Head Cap Screw, 3/4"-10 x 1"
4	GA7543	1	Center Post
5	GA20686	1	Bearing Housing W/Cups, Less Grease Fitting
	GD9121	-	Cup (Included W/GA20686)
6	GA6435	2	Bearing
7	GD9130	1	O-Ring
8	GD9051	1	Bearing Cap
9	G11391	3	Flat Washer, 5/8" SAE
10	G10006	3	Hex Head Cap Screw, 5/8"-11 x 2 1/4"
11	GD9124	4	Shim, .020" Thick (As Required)
	GD9123	4	Shim, .007" Thick (As Required)
	GD9122	4	Shim, .005" Thick (As Required)
12	G10779	1	Grease Fitting, 90°, 1/4"-28
13	G10810	8	Hex Head Cap Screw, 3/4"-10 x 3 1/2", Grade 8
	G10105	8	Hex Nut, 3/4"-10
14	GD2169	16	Special Washer, 25/32" I.D. x 1 1/4" O.D., Hardened
15	GA8911	1	<a href="#">See "Rotation Cylinder" on page P175</a>
16	GR0193	4	Hair Pin Clip
17	GR0375	2	Pin, 1" x 3 1/2"
18	G10231	8	Lock Washer, 3/4"
19	G10026	12	Hex Head Cap Screw, 3/4"-10 x 2"
20	G11314	4	Serrated Flange Nut, 3/4"-10
21	GA24561	4	Mud Scraper Assembly
	G10636	2	Carriage Bolt, 1/2"-13 x 1 1/2" (Included W/GA24561)
	G10071	2	Serrated Flange Nut, 1/2"-13 (Included W/GA24561)
	GD34178	1	Slotted Scrapper (Included W/GA24561)
	GD20456	1	Short Scraper Arm (Included W/GA24561)
22	GR0270	24	Lug Bolt, 9/16"-18
23	GD13401	1	Tire, 7.50" x 20", 8 Ply, Tubeless W/O Center Rib (Specify Brand*)
24	GA7434	1	Valve Stem
25	GA14413	1	Rim, 5.50" x 20"
26	GA24826	1	Hub W/Cups, 6 Bolt
	GR0434	-	Cup (Included W/GA24826)

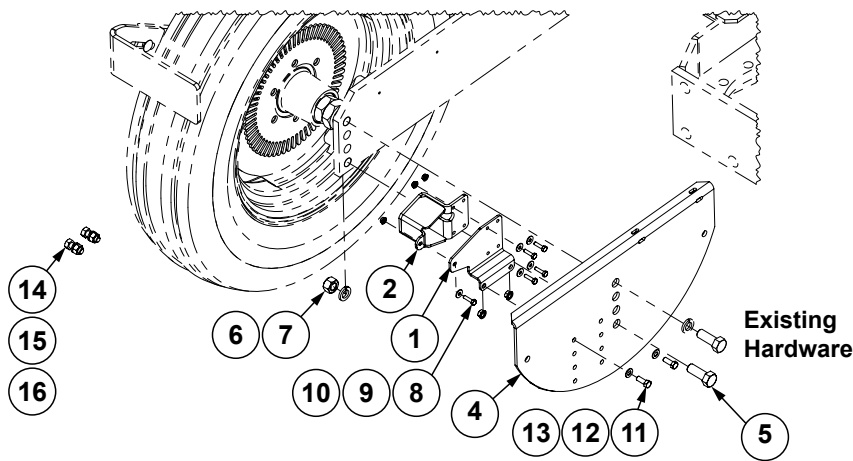
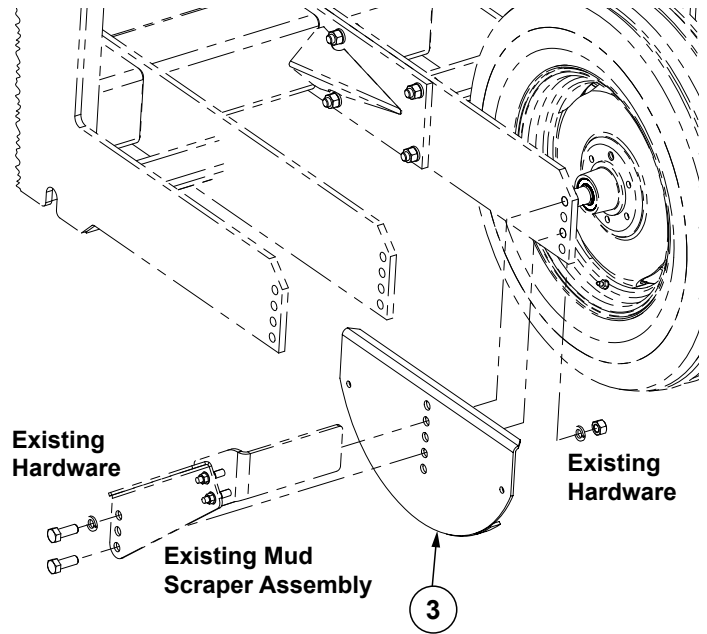
Continued on the next page.



ITEM	PART NO.	QTY.	DESCRIPTION
27	GA24825	2	Bearing
28	GA4693	1	Spindle, W/Round External Retaining Ring, 10½"
	GD11490	-	Round External Retaining Ring (Included W/GA4693)
29	G11081	2	Hex Jam Nut, 1½"-12, Grade 2
30	GA25838	1	Axle W/Stub, 6 Row
	GA17066	-	Stub Axle, 6 Row
	G10350301	1	Axle W/Stub, 8 Row
	GA17066	-	Stub Axle, 8 Row
31	G10027	6	Hex Head Cap Screw, ¾"-10 x 2½"
32	G10231	6	Lock Washer, ¾"
33	G10105	6	Hex Nut, ¾"-10
34	GD24354	4	Hub Bolt, ⅝"-18 x 2"
35	G10034401	1	Cable Guard
36	GD24353	1	Jump Start Wheel
37	G10023	3	Hex Head Cap Screw, ¼"-20 x ¾"
	G11385	3	Flat Washer, ¼" SAE
38	G11520	4	Locknut, ⅝"-18
39	GA13204	1	Motion Sensor
40	G10105001	1	Jump Start Sensor Cover
41	G10013101	2	Hex Head Cap Screw, ¼"-20 x 5½"
	G10209	2	Washer, ¼" USS
	G10621	2	Serrated Flange Nut, ¼"-20
42	G10099301	1	Jump Start Bracket
A	GA14412	4	Tire and Rim Assembly (Specify Brand*) (Items 23-25)
B	GA24829	4	Hub And Spindle Assembly (Items 26-29)
C	GA26928	1	Jump Start Bracket Assembly (Items 39-42)

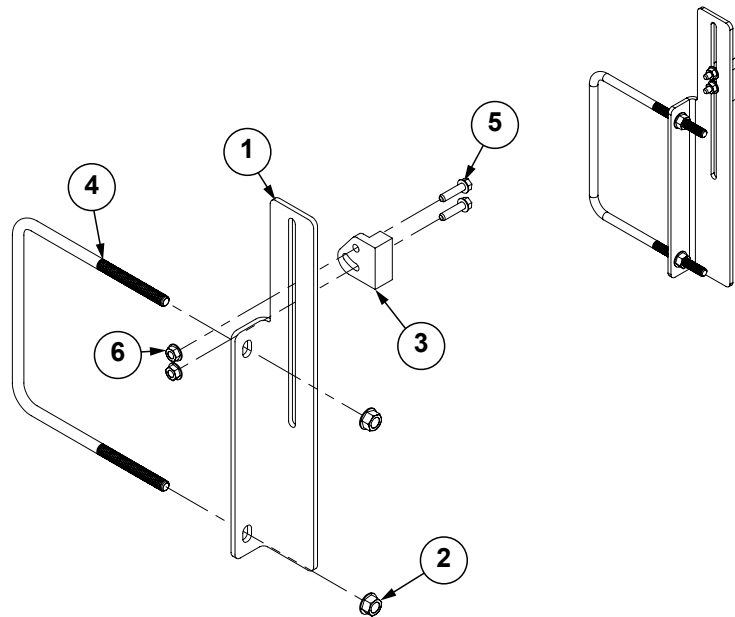
**\*Specific brand requests will be supplied only as available from current Kinze Repair Parts stock. If a specific brand requested is not in stock, the brand available will be supplied. Different brand tires may have different diameters. Change in tire brand may affect rates. Field checks are recommended after any change in contact tires.**

(10407301)



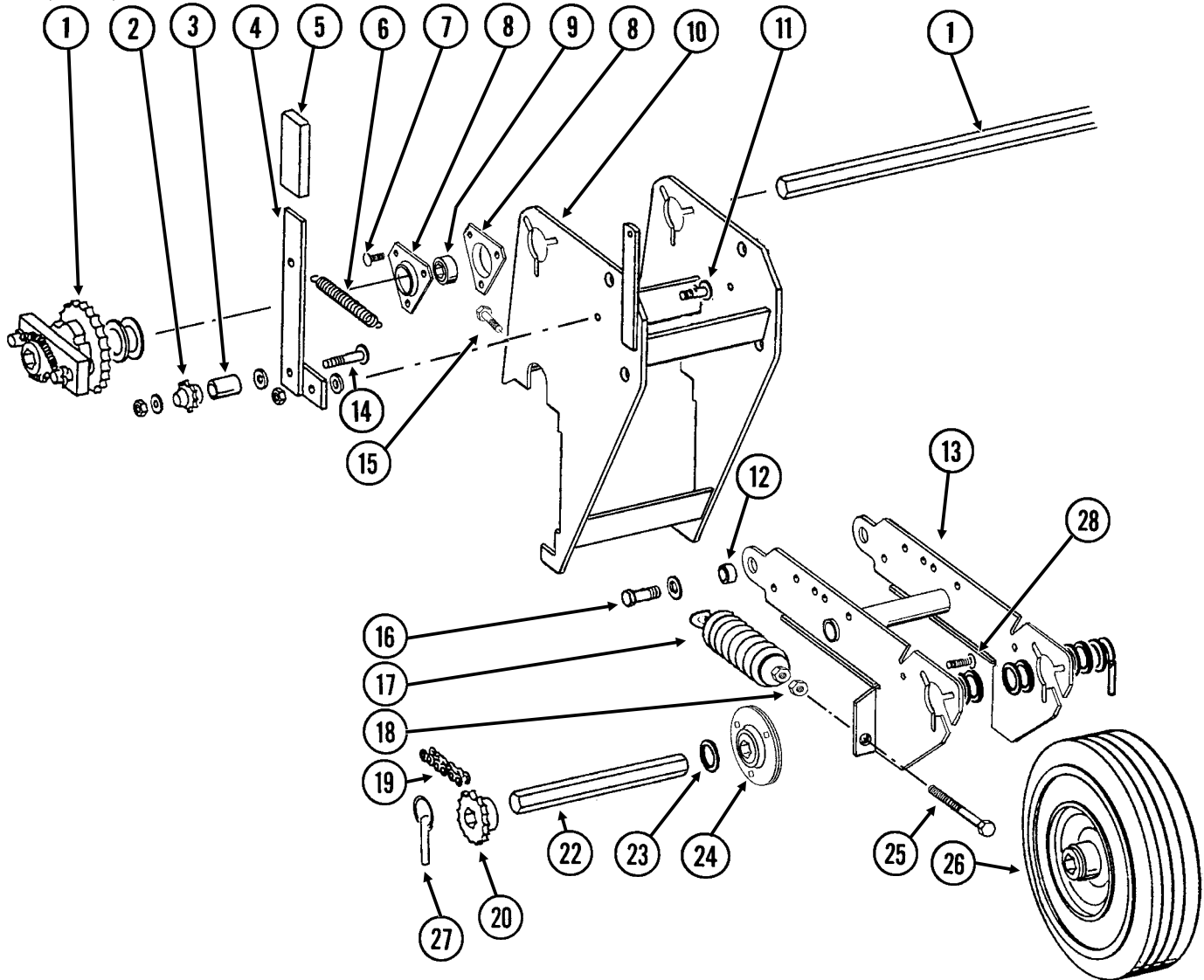
ITEM	PART NO.	QTY.	DESCRIPTION
1	G10436101	1	Jump Start Mount Bracket
2	G10020501	1	Jump Start Bracket
3	GA6529		Rock Guard
4	G10407101	1	Rock Guard W/Speed Sensor
5	G10026	1	Hex Head Cap Screw, 3/4"-10 x 2"
6	G10231	1	Lock Washer, 3/4"
7	G10105	1	Hex Nut, 3/4"-10
8	G10064	5	Hex Head Cap Screw, 1/4"-20 x 1"
9	G10209	5	Washer, 1/4" USS
10	G10621	5	Serrated Flange Nut, 1/4"-20
11	G10001	2	Hex Head Cap Screw, 3/8"-16 x 1"
12	G11387	2	Flat Washer, 3/8" SAE
13	G10622	2	Serrated Flange Nut, 3/8"-16
14	G10037	2	Hex Head Cap Screw, 1/2"-13 X 1 1/4"
15	G10228	2	Lock Washer, 1/2"
16	G10102	2	Hex Nut, 1/2"-13

(10405001)



ITEM	PART NO.	QTY.	DESCRIPTION
1	G10403701	1	Switch Mount Bracket
2	G11091	2	Serrated Flange Nut, 3/8"-16
3	GA18353	1	Position Switch Magnetic Reed
4	G10403601	1	U-Bolt, 7" x 6.625" x 3/8"-16
5	G11409	2	Hex Serrated Flanged Cap Screw, 1/4"-20 x 1"
6	G10621	2	Serrated Flange Nut, 1/4"-20

PLA026(TWL5300)

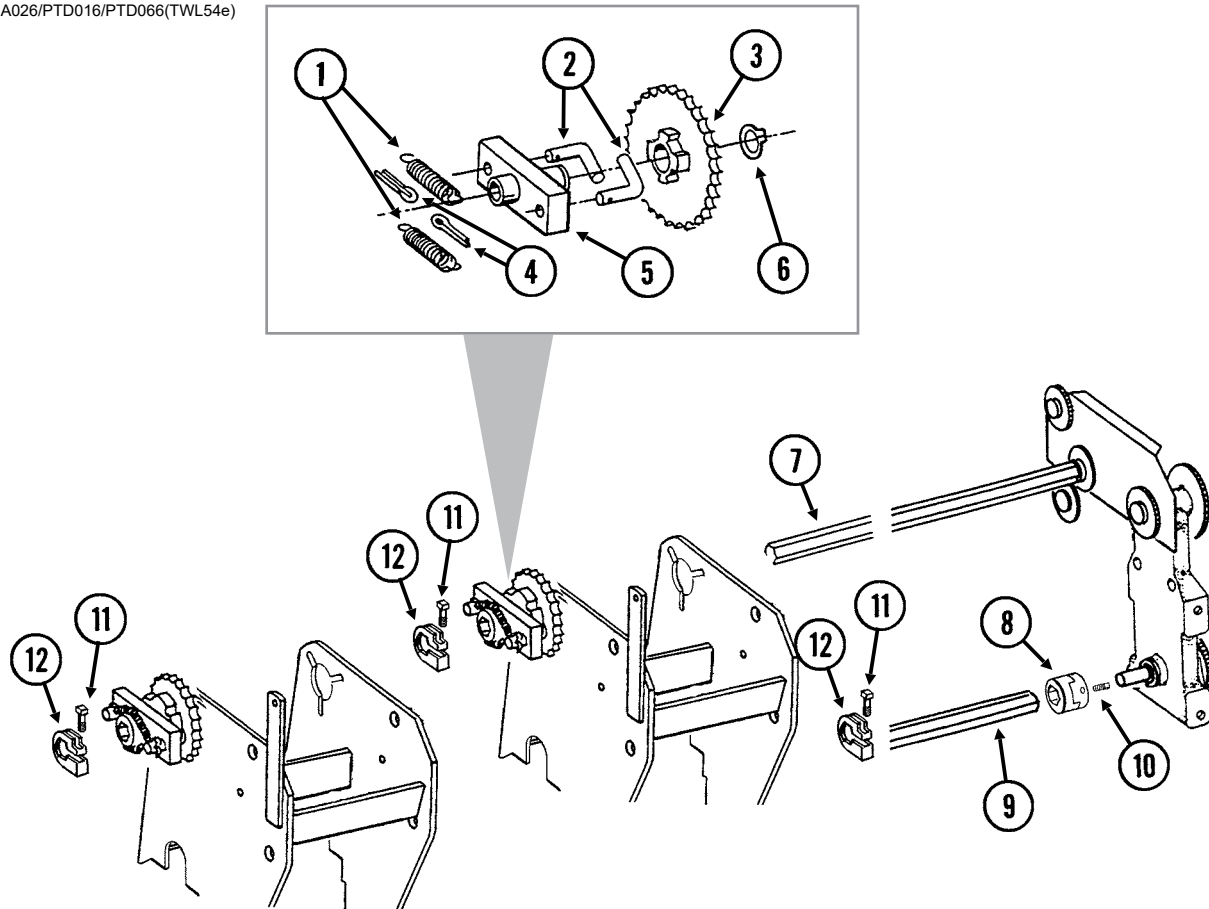


ITEM	PART NO.	QTY. (Per Wheel)	DESCRIPTION
1	---	-	<a href="#">See "Driveline" on page P131</a>
2	GD7426	1	Sprocket, 12 Tooth
3	GD1026	1	Sleeve, 1 <sup>3</sup> / <sub>16</sub> " Long
4	GA5157	1	Idler Arm, L.H.
5	GD5827	1	Cover
6	GD5857	1	Spring
7	G10303 G10620	3 3	Carriage Bolt, 5/16"-18 x 1" Serrated Flange Nut, 5/16"-18
8	G3400-01	4	Flangette
9	G2100-03	2	Bearing, 7/8" Hex Bore, Spherical
10	GA27097	1	Mount
11	G10004 G10229 G10370 GD5756	1 1 1 1	Hex Head Cap Screw, 3/8"-16 x 1 <sup>1</sup> / <sub>4</sub> " Lock Washer, 3/8" Machine Bushing, 3/8", 22 Gauge Special Nut, 3/8"-16
12	GB0218	2	Bushing, 2 <sup>1</sup> / <sub>32</sub> " I.D. x 7/8" O.D. x 1 <sup>9</sup> / <sub>32</sub> " Long
13	A7369	1	Wheel Arm (Non-Stock Item)(Sub G1K253)

ITEM	PART NO.	QTY. (Per Wheel)	DESCRIPTION
14	G10306	1	Carriage Bolt, 3/8"-16 x 2"
	G11387	-	Flat Washer, 3/8" SAE (As Required)
	G10108	1	Lock Nut, 3/8"-16
15	G11604	2	Hex Head Cap Screw, 3/8"-16 x 1 1/2"
	G10101	2	Hex Nut, 3/8"-16
16	G10751	2	Hex Head Cap Screw, 5/8"-18 x 1 3/4"
	G10235	6	Machine Bushing, 7/8", 14 Gauge
	G11391	2	Flat Washer, 5/8" SAE
	G10412	2	Lock Nut, 5/8"-18
17	GA2068	2	Spring W/Plug
18	G10501	2	Hex Jam Nut, 1/2"-13, Grade 2
19	G3310-116	1	Chain, No. 40, 116 Pitch Including Connector Link (Used With 15 And 19 Tooth Sprockets)
	G3310-124	1	Chain, No. 40, 124 Pitch Including Connector Link (Used With 30 Tooth Sprocket)
	GR0912	-	Connector Link, No. 40
20	GA5105	1	Sprocket, 15 Tooth
	GA5107	-	Sprocket, 19 Tooth
	GA5114	-	Sprocket, 30 Tooth
21	G10602	1	Spring Pin, 1/4" x 1 1/2"
22	GD6825-10.5	1	Hex Shaft, 7/8" x 10 1/2" (2 Holes)
23	G10233	6	Machine Bushing, 1 1/2" x 1/32", 10 Gauge
24	GA9846	-	Flanged Bearing, 7/8" Hex Bore
25	G11232	2	Hex Head Cap Screw, 1/2"-13 x 4", Grade 5
26	GA5090	-	Tire And Rim Assembly (Specify Brand*)
	GD5753	1	Tire, 4.10" x 6" (Specify Brand*) (Included W/GA5090)
	GD5752	1	Inner Tube (Included W/GA5090)
27	GD2558	1	Lynch Pin, 1/4"
28	G10303	-	Carriage Bolt, 5/16"-18 x 1"
	G10232	-	Lock Washer, 5/16"
	G10106	6	Hex Nut, 5/16"-18
A	G1K253	-	Contact Wheel Arm Replacement Kit (Items 13, 18, 21, 22, 24, 25, 27 And 28)

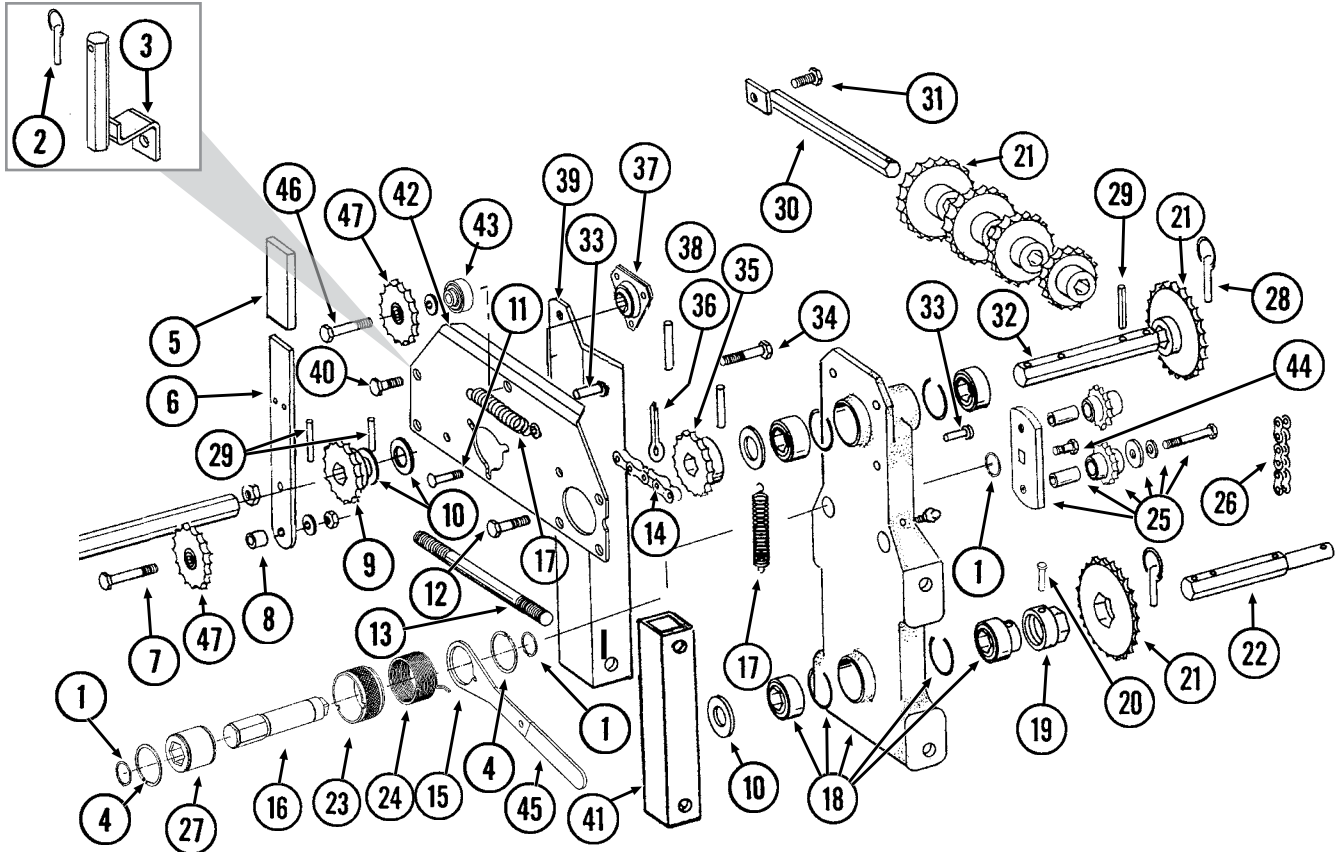
**\*Specific brand requests will be supplied only as available from current Kinze Repair Parts stock. If a specific brand requested is not in stock, the brand available will be supplied. Different brand tires may have different diameters. Change in tire brand may affect rates. Field checks are recommended after any change in contact tires.**

PTD033/PLA026/PTD016/PTD066(TWL54e)



ITEM	PART NO.	QTY. (Per Planter)	DESCRIPTION
1	GD1256	4	Spring
2	GD1255	4	L-Pin
3	GA5165	2	Sprocket, 30 Tooth
4	G10453	4	Cotter Pin, 3/16" x 1"
5	GA0378	2	Block And Hub Assembly
6	G10430	2	External Retaining Ring, 1 1/4"
7	GD9078	-	Hex Shaft, 7/8" x 58" (4 Holes), 6 Row 30"
	GD9077	-	Hex Shaft, 7/8" x 98" (4 Holes), 8 Row 30"
8	GB0287	2	Coupler
9	GD0914-165	-	Hex Shaft, 7/8" x 165" (No Holes), 6 Row 30"
	GD0914-225	-	Hex Shaft, 7/8" x 225" (No Holes), 8 Row 30"
10	G10131	4	Square Head Set Screw, 5/16"-18 x 3/4"
11	G10130	-	Square Head Machine Bolt, 5/16"-18 x 1 3/4"
	G10923	-	Flange Nut, 5/16"-18, No Serration
12	GD11045	-	Lock Clamp
A	GA5164	-	Ratchet/Sprocket Assembly (Items 1-6)

(METR34aa/PT8mmPT8LL)



ITEM	PART NO.	QTY.	DESCRIPTION
1	G11075	3	Internal Inverted Snap Ring, 7/8"
2	GD2558	-	Lynch Pin, 1/4"
3	GA12178	1	Sprocket Storage Rod (Vacuum) See Item No. 21 for Sprockets
4	G10496	2	External Inverted Snap Ring, 1 1/2"
5	GD5827	1	Cover
6	GD31450	1	Arm
7	G10053	1	Hex Head Cap Screw, 1/2"-13 x 2 1/2"
	G10128	-	Machine Bushing, 1/2", 14 Gauge (As Required)
	G10102	1	Lock Nut, 1/2"-13
8	GD4887-01	1	Sleeve, 1/2" I.D. x 5/8" Long
9	GA5105	1	Sprocket, 15 Tooth
10	G10233	-	Machine Bushing, 1", 10 Gauge
11	G10303	3	Carriage Bolt, 5/16"-18 x 1"
	G10620	3	Serrated Flange Nut, 5/16"-18
12	G10037	3	Hex Head Cap Screw, 1/2"-13 x 1 1/4"
	G10228	3	Lock Washer, 1/2"
	G10102	3	Hex Nut, 1/2"-13
13	G10177	2	Hex Head Cap Screw, 5/8"-11 x 9 1/2"
	G10230	2	Lock Washer, 5/8"
	G10104	2	Hex Nut, 5/8"-11
14	G3310-92	1	Chain, No. 40, 92 Pitch Including Connector Link
	G3310-100	-	Chain, No. 40, 100 Pitch Including Connector Link, Used With Half Rate (2 To 1)
		-	Drive Reduction (Mechanical only)
	GR0912	-	Connector Link, No. 40

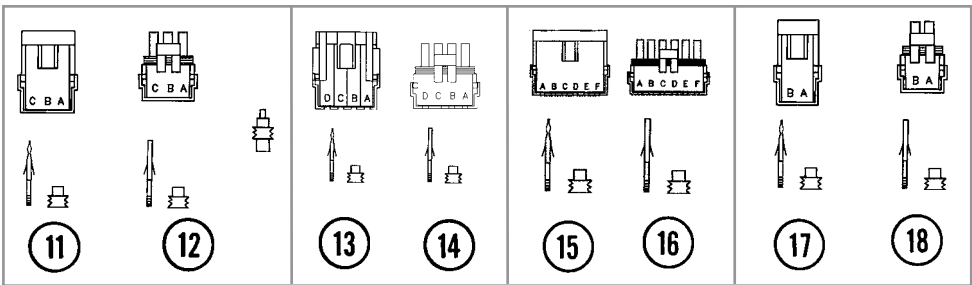
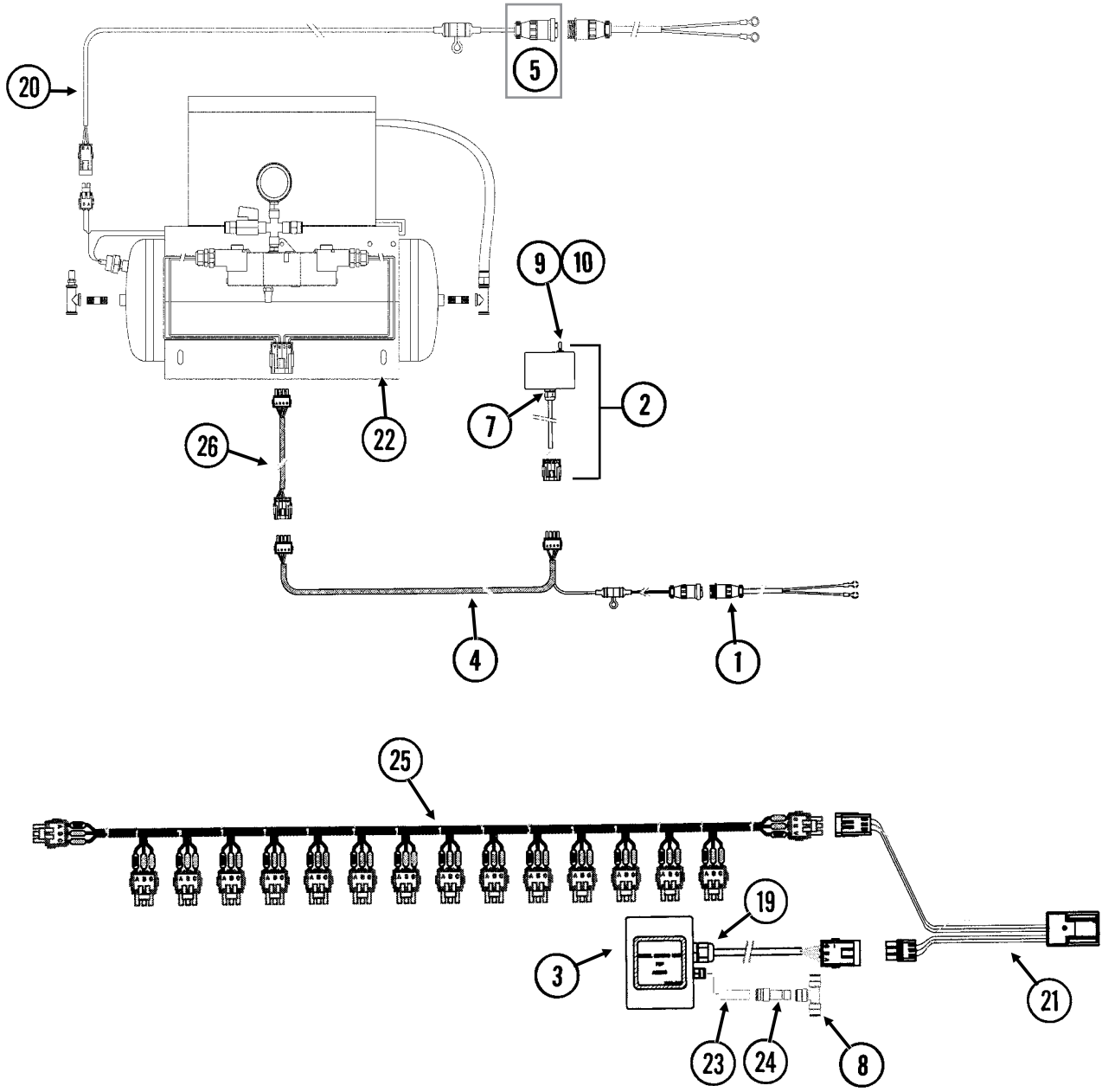
Continued on the next page.

ITEM	PART NO.	QTY.	DESCRIPTION
15	GD14431	1	Handle
16	GD14427	1	Tightener Shaft, 4 $\frac{7}{8}$ "
17	GD5857	2	Spring
18	GA5629	1	Transmission Plate W/Bearings, Grease Fittings And Retaining Rings
	GA5116	3	Bearing, $\frac{7}{8}$ " Hex Bore, Cylindrical (Included W/GA5629)
	GA5624	1	Special Bearing, $\frac{7}{8}$ " Hex Bore x 1.6" (Included W/GA5629)
	GD6551	4	Ring (Included W/GA5629)
	G10641	-	Grease Fitting, $\frac{1}{8}$ " NPT (Included W/GA5629)
19	GD7127	1	Shear Coupler
20	G10821	1	Clevis Pin, $\frac{3}{16}$ " x 2"
	G10455	-	Cotter Pin, $\frac{1}{16}$ " x $\frac{1}{2}$ "
21	GA5105	1	Sprocket, 15 Tooth
	GA5106	1	Sprocket, 17 Tooth
	GA5107	1	Sprocket, 19 Tooth
	GA5108	2	Sprocket, 23 Tooth
	GA5109	1	Sprocket, 24 Tooth
	GA5110	1	Sprocket, 25 Tooth
	GA5111	1	Sprocket, 26 Tooth
	GA5112	1	Sprocket, 27 Tooth
	GA5113	1	Sprocket, 28 Tooth
22	GD7822	1	Shaft, $\frac{7}{8}$ " x 7"
23	GD19343	1	Release Collar, Gold, R.H.
24	GD14413	1	Torsion Spring, L.H. (Used On R.H. Wrap Spring Wrench)
25	GA7336	1	Idler W/Bolt-On Sprockets
	GD7426	-	Sprocket, 12 Tooth (Included W/GA7336)
	GD1026	-	Sleeve, 1 $\frac{3}{16}$ " Long (Included W/GA7336)
	G11387	-	Flat Washer, $\frac{3}{8}$ " SAE (Included W/GA7336)
	G10229	-	Lock Washer, $\frac{3}{8}$ " (Included W/GA7336)
	G10047	-	Hex Head Cap Screw, $\frac{3}{8}$ "-16 x $\frac{1}{4}$ " (Included W/GA7336)
26	G3310-80	1	Chain, No. 40, 80 Pitch Including Connector Link
	GR0912	-	Connector Link, No. 40
27	GD14432	1	Sleeve, $\frac{1}{4}$ "
28	GD2558	3	Lynch Pin, $\frac{1}{4}$ "
29	G10602	5	Spring Pin, $\frac{1}{4}$ " x $\frac{1}{2}$ "
30	GA5146	1	Sprocket Storage Rod
31	G10017	1	Hex Head Cap Screw, $\frac{1}{2}$ "-13 x $1\frac{1}{2}$ "
	G10527	1	Lock Washer, $\frac{1}{2}$ " Internal/External
	G10111	1	Lock Nut, $\frac{1}{2}$ "-13
32	GD5835	1	Shaft, $\frac{7}{8}$ " x 7"
33	G10870	1	Clevis Pin, $\frac{3}{8}$ " x 1"
	G10860	1	Retaining Ring, $\frac{3}{8}$ "
34	G10004	1	Hex Head Cap Screw, $\frac{3}{8}$ "-16 x $1\frac{1}{4}$ "
	G10229	1	Lock Washer, $\frac{3}{8}$ "
	G10203	-	Washer, $\frac{3}{8}$ " SAE (As Required)
	GD15538	-	Spacer, $\frac{3}{8}$ " I.D. x $\frac{7}{8}$ " O.D., 7 Gauge
	GD5756	1	Special Nut, $\frac{3}{8}$ "-16
35	GA5106	1	Sprocket, 17 Tooth, Standard Drive (Mechanical)
	GA5108	-	Sprocket, 23 Tooth, (Vacuum)
	GA5202	-	Sprocket, 34 Tooth, Half Rate (2 To 1) Drive Reduction (Mechanical only)
36	G10460	1	Cotter Pin, $\frac{1}{4}$ " x 2"
37	G2100-03	1	Bearing, $\frac{7}{8}$ " Hex Bore, Spherical
38	G3400-01	2	Flangette
39	GD30624	1	Angle Support, R.H.



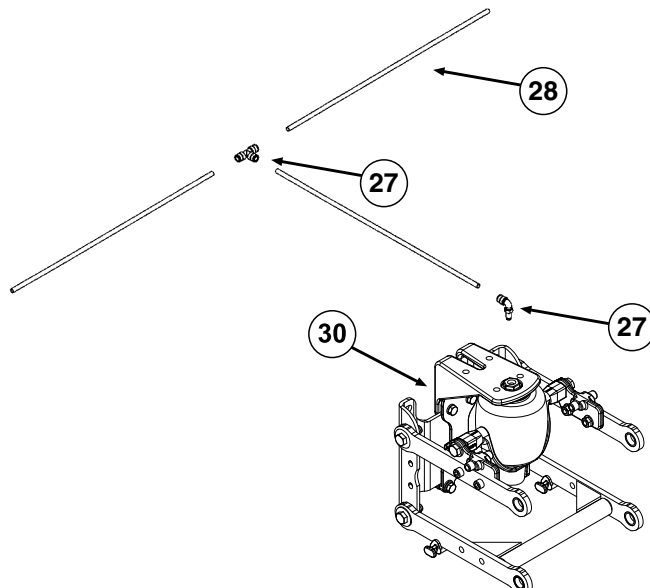
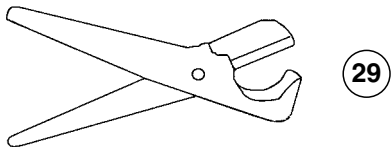
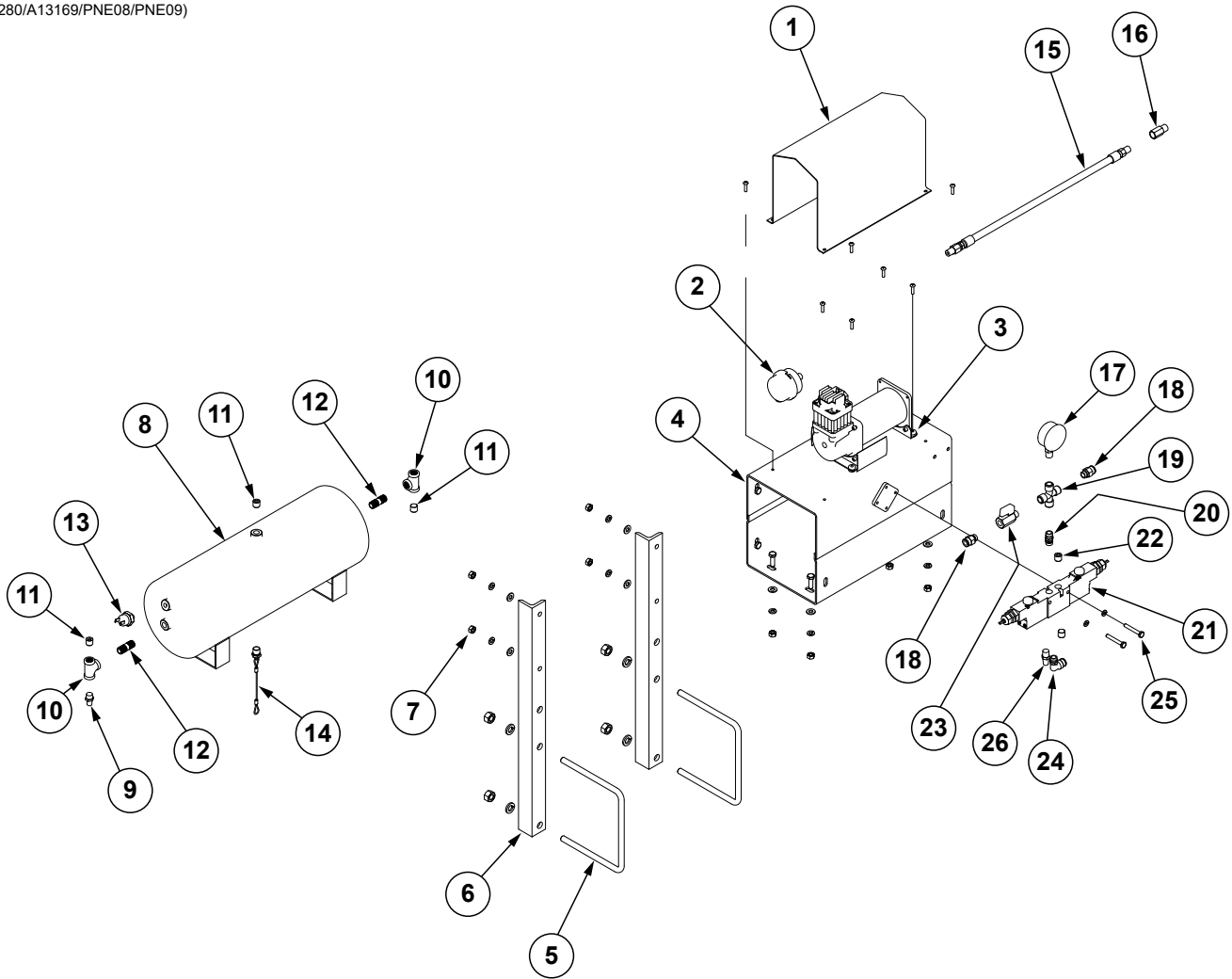
ITEM	PART NO.	QTY.	DESCRIPTION
40	G10017	2	Hex Head Cap Screw, 1/2"-13 x 1 1/2"
	G10228	2	Lock Washer, 1/2"
	G10102	2	Hex Nut, 1/2"-13
41	GD9047	1	Spacer
42	GD30622	-	Reverser Plate
43	GB0259	-	Spacer, 1"
44	G11100	1	Hex Socket Button Head Cap Screw, 1/4"-20 x 1/2", Grade 8
	G10227	1	Lock Washer, 1/4"
	G11453	1	Fender Washer, 1/4"
45	G11078	1	Vinyl Cap
46	G10038	1	Hex Head Cap Screw, 1/2"-13 x 3"
	G10128	-	Machine Bushing, 1/2", 14 Gauge (As Required)
	G10228	1	Lock Washer, 1/2"
	G10102	1	Hex Nut, 1/2"-13
47	GA7154	2	Sprocket W/Bearing, 18 Tooth
A	G1K378	1	Wrap Spring Wrench Replacement Kit, Gold Collar, R.H. (Items 1, 4, 15, 16, 23, 24, 27, 44, And 45)

(PNE01/MTR27a/ELC27b/MTR45/MTR27t)



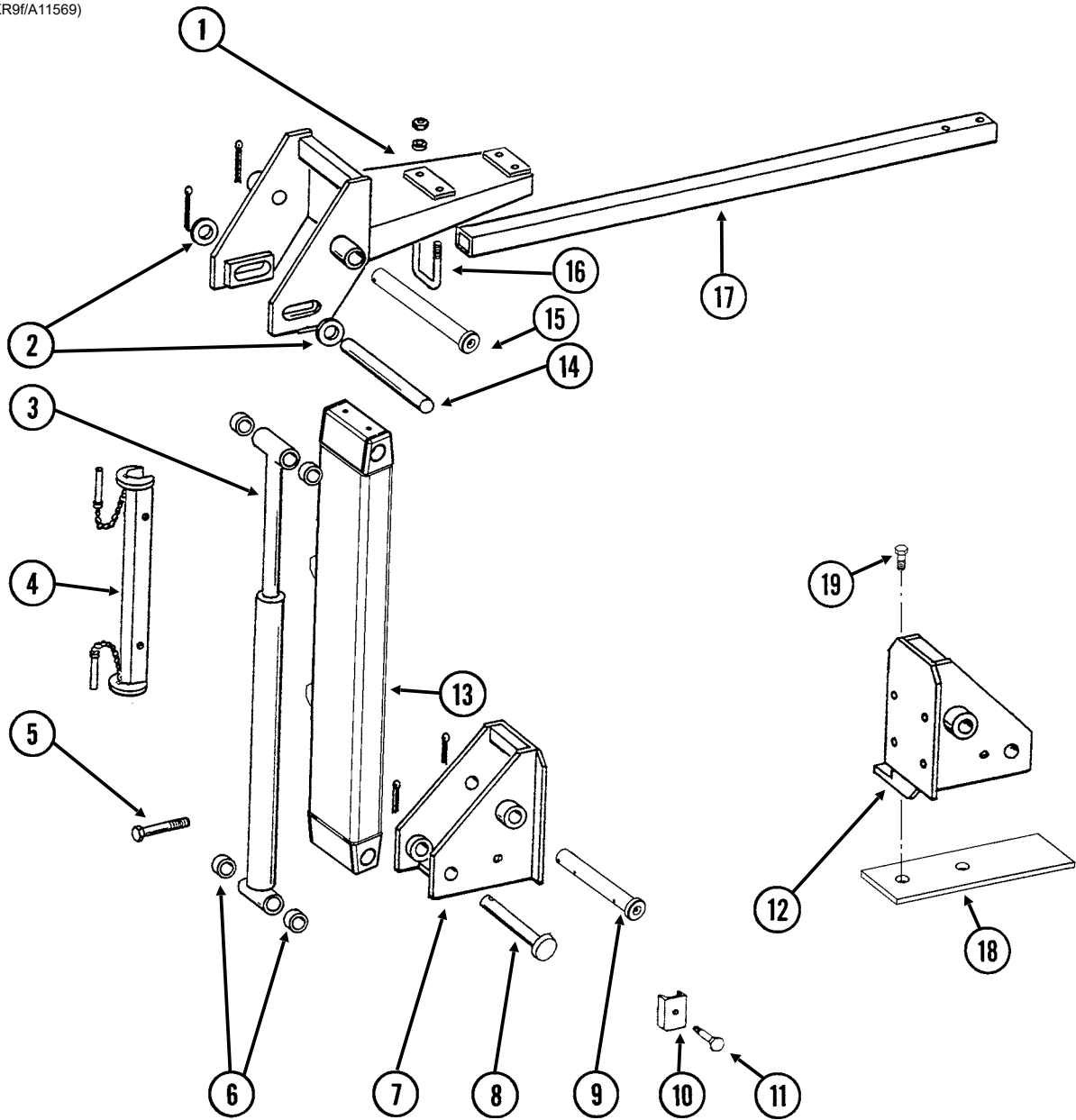
ITEM	PART NO.	QTY.	DESCRIPTION
1	GA17547	2	Power Lead Adapter
2	GA12813	1	Control Console Assembly
3	GA14846	1	Sending Unit
4	GA13944	1	Wiring Harness W/Fuse Holder And Fuse, 206"
	GD14258	-	Fuse Holder (Included W/GA12645)
	GD14660	-	Fuse, 2 Amp Delay Action (Included W/GA12645)
5	G1K268	-	Console Cable Connector Kit, Includes: (1) 3-Pin Connector, (1) Cable Clamp, (1) Lock Ring, (3) Female Terminal Pins
6	---	-	---
7	GA9963	1	Strain Relief
8	GD18010	1	Tee, 3/8" Tube Union
9	GR1363	1	Hex Face Nut, 15/32"-32
10	GA20765	1	Switch, 3 Position Toggle, ON-OFF-ON
11	G1K248	-	3-Pin Female Connector Kit (Black), Includes: (3) 3-Pin Female Housings, (9) Pin Contacts, (9) Seals
12	G1K252	-	3-Pin Male Connector Kit (Black), Includes: (3) 3-Pin Male Housings, (9) Socket Contacts, (9) Seals
13	GA8328	-	4-Pin Female Connector Kit, Includes: (1) 4-Pin Female Housing, (4) Pin Contacts, (4) Seals
14	GA8329	-	4-Pin Male Connector Kit, Includes: (1) 4-Pin Male Housing, (4) Socket Contacts, (4) Seals
15	G1K396	-	6-Pin Female Connector Kit (Black), Includes: (3) 6-Pin Female Housings, (18) Pin Contacts, (18) Seals
16	G1K395	-	6-Pin Male Connector Kit (Black), Includes: (3) 6-Pin Male Housings, (18) Socket Contacts, (18) Seals
17	G1K321	-	2-Pin Female Connector Kit (Black), Includes: (3) 2-Pin Female Housings, (6) Pin Contacts, (6) Seals
18	G1K320	-	2-Pin Male Connector Kit (Black), Includes: (3) 2-Pin Male Housings, (6) Socket Contacts, (6) Seals
19	GA9964	2	Strain Relief
20	GA16391	1	Compressor Harness, 40'
21	GA12812	1	Hall Effect Adapter
22	---	-	<a href="#">See "Pneumatic Down Pressure Air Compressor, Dual Solenoid Assembly, Tubing, and Fittings" on page P137</a>
23	GD17151-06	1	Nylon Tubing, 1/4" O. D. x 1 1/2"
24	GD18796	1	Reducer, 3/8" To 1/4"
25	---	-	<a href="#">See "KPM III Electronic Seed Monitor" on page P201</a>
26	GA12858	1	Wiring Harness, 60'

(IP1280/A13169/PNE08/PNE09)



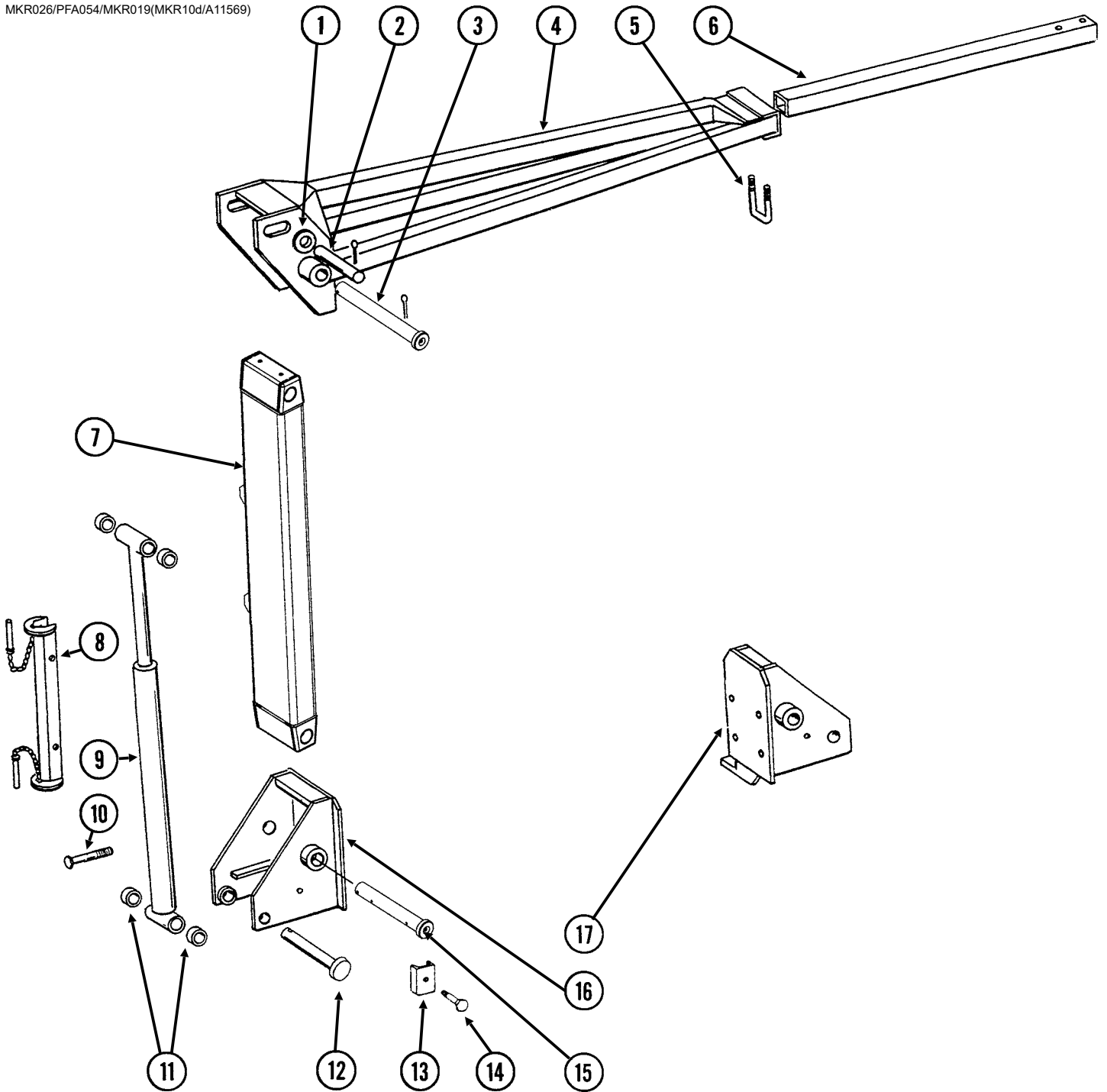
ITEM	PART NO.	QTY.	DESCRIPTION
1	GD18112	1	Cover
	G11066	8	Phillips Pan Head Machine Screw, No. 10-24 x ¾", Stainless Steel
	G10992	8	Serrated Flange Nut, No. 10-24
2	GA14127	1	Filter Assembly
	GR1943	1	Filter (Included W/GA14127)
3	GA22273	1	Air Compressor
	G11066	4	Phillips Pan Head Machine Screw, No. 10-24 x ¾", Stainless Steel
	G10992	4	Serrated Flange Nut, No. 10-24
	GR2233		Vibration Isolator Gromet, 4 Pack
4	GA12358	1	Mount
	G10019	4	Hex Head Cap Screw, ⅝"-18 x 1"
	G10232	4	Lock Washer, ⅝"
	G11386	4	Flat Washer, ⅝" SAE
	G10106	4	Hex Nut, ⅝"-18
5	GD11721	2	U-Bolt, 5" x 7" x ½"-13
	G10228	4	Lock Washer, ½"
	G10102	4	Hex Nut, ½"-13
6	GD18119	2	Compressor Mount
7	G10106	4	Hex Nut, ⅝"-18
	G10232	4	Lock Washer, ⅝"
	G11386	4	Flat Washer, ⅝" SAE
	G10019	4	Hex Head Cap Screw, ⅝"-18 x 1"
8	GA11988	1	Tank, 3 Gallon
9	GA13512	1	Valve Stem, ¼" NPT
10	GD19237	2	Tee, ¼" NPT
11	GD17156	3	Plug, ¼" NPT
12	GD19238	2	Nipple, ¼" NPT
13	GR1778	1	Pressure Switch
14	GA11991	1	Drain, ¼" NPT
15	GR1951	1	Leader Hose without Check Valve
16	GR1921	1	Check Valve
17	GA21405	1	Pressure Gauge
18	GD17141	2	Connector, ¼" Male
19	GD18078	1	Female Cross, ¼" NPT
20	GD17154	1	Connector, ¼" Male
21	GA22793	1	Dual Solenoid Assembly
22	GD17156	2	Plug, ¼" NPT
23	GA11992	1	Shutoff Valve, ¼" NPT
24	GD17143	1	Swivel Elbow, ¼" NPT x ⅜"
25	G10040	2	Hex Head Cap Screw, ¼"-20 x 1¾"
	G10227	2	Lock Washer, ¼"
26	GA11997	1	Breather, ¼" NPT
27	GD18274	-	Tee, ⅜" x ⅛" NPT Extended
	GD18010	-	Tee, ⅜" Tube Union
	GD18011	-	Elbow, ⅜" x ⅛" NPT Extended
28	GD17150-01	-	Nylon Tubing, ⅜" O.D. x 32', 6 Row Pull Row Units
	GD17150-02	-	Nylon Tubing, ⅜" O.D. x 44', 8 Row Pull Row Units
	GD17150-11	-	Nylon Tubing, ⅜" O.D. x 28', 5 Row Push Row Units
	GD17150-10	-	Nylon Tubing, ⅜" O.D. x 40', 7 Row Push Row Units
	GD17150-12	-	Nylon Tubing, ⅜" O.D. x 5', Even-Row Push Row Unit
29	GA13169	1	Tube Cutter W/Blade
	GR1843	-	Blade
30	---	-	<a href="#">See "Pneumatic Down Pressure Package (Split Row)" on page P63</a>
A	GA12626	1	Air Compressor Assembly (Items 1-4, 8-14)
B	GA22793	-	Valve Seal Kit

MKR025/PFA054(MKR9#/A11569)



ITEM	PART NO.	QTY. (Per Marker)	DESCRIPTION
1	GA6442	1	Arm, Second Stage, 20"
2	G11396	2	Flat Washer, 1¼" SAE
3	---	-	<a href="#">See "Row Marker W/Mounts. 8 Row 30" (Bulk Fill)" on page P144</a>
4	GA24754	1	Safety Lockup W/Detent Pins
	G10536	-	Detent Pin, ½" x 2½" Grip (Included W/GA24754)
5	G10008	4	Hex Head Cap Screw, ⅝"-11 x 2"
	G10230	4	Lock Washer, ⅝"
	G11391	4	Flat Washer, ⅝" SAE
	G10104	4	Hex Nut, ⅝"-11
6	GD0752-41	-	Sleeve, 1" (If Applicable)
7	GA6859	1	Mount, L.H.
8	GD15386	1	Pin, 1¼" x 7⅝"
	G10460	1	Cotter Pin, ¼" x 2"
9	GD21143	-	Marker Pin, 1¼" x 9½"
	G10159	-	Washer, 1⅞"
	G11400	-	Retaining Ring, 1¼"
	G10640	-	Grease Fitting, ¼"-28
	G10463	-	Cotter Pin, ¼" x 1½"
10	GD5875	1	Hose Clamp, ⅝" x 2½" x 2"
11	G10003	1	Hex Head Cap Screw, ⅜"-16 x 1½"
	G10108	1	Lock Nut, ⅜"-16
12	GA6858	-	Mount, R.H.
13	GA13762	1	Arm, First Stage
	GD11751	-	Steel Bushing, 1" Wide
14	GD2161	1	Pin, 1¼" x 8¼"
	G10159	1	Washer, 1⅞"
	G10460	2	Cotter Pin, ¼" x 2"
15	GD21142	-	Marker Pin, 1¼" x 1⅜"
	G10159	-	Washer, 1⅞"
	G11400	-	Retaining Ring, 1¼"
	G10640	-	Grease Fitting, ¼"-28
	G10460	-	Cotter Pin, ¼" x 2"
16	GD2721	2	U-Bolt, 2" x 2" x ½"-13
	G10228	4	Lock Washer, ½"
	G10102	4	Hex Nut, ½"-13
17	GD0453-02	1	Extension Tube, 40"
	GD0453-06	-	Extension Tube, 30" (Used With Interplant Package Option)
	GD0453-05	-	Extension Tube, 55" (L.H. Side Only With Even-Row Push Row Unit)
18	GD13457	1	Extension Plate
19	G10005	2	Hex Head Cap Screw, ⅝"-11 x 1¾"
	G10230	2	Lock Washer, ⅝"
	G10104	2	Hex Nut, ⅝"-11

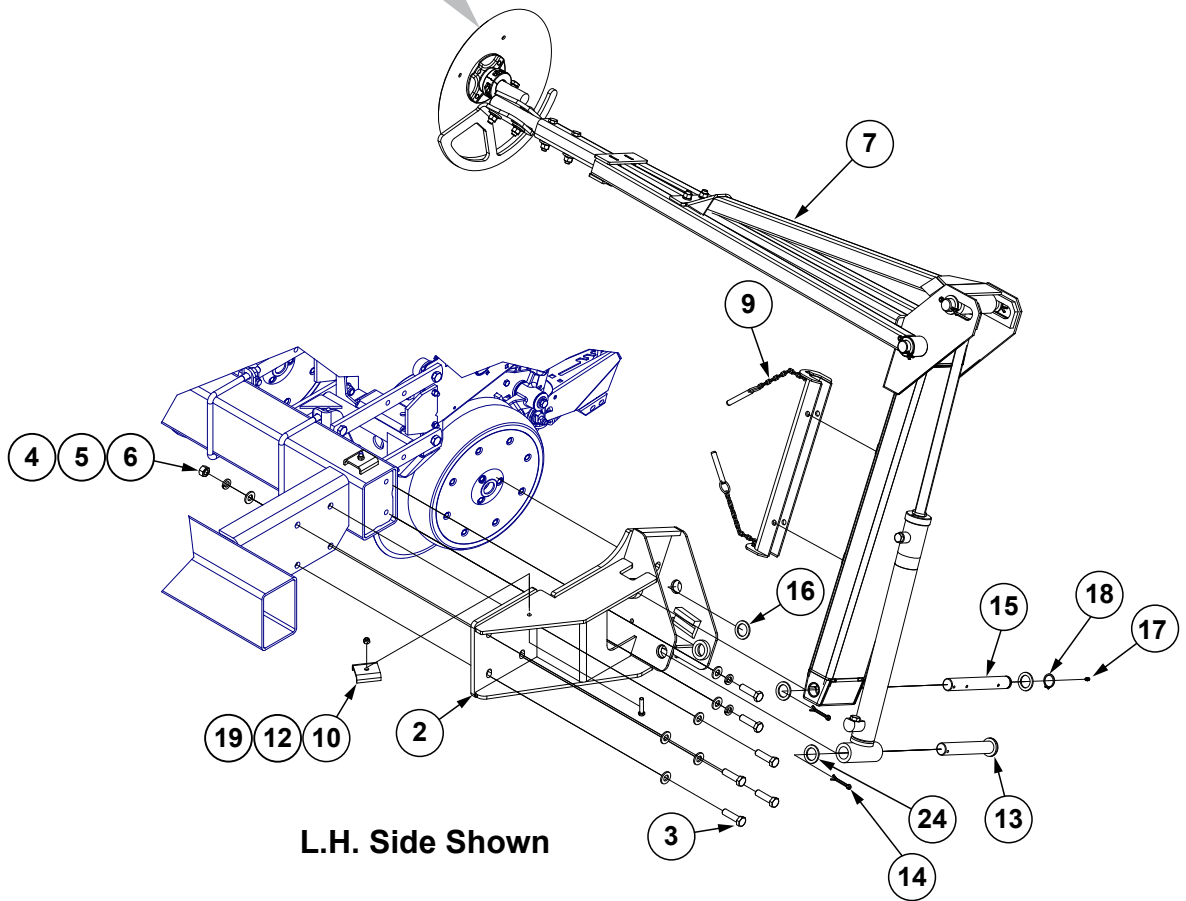
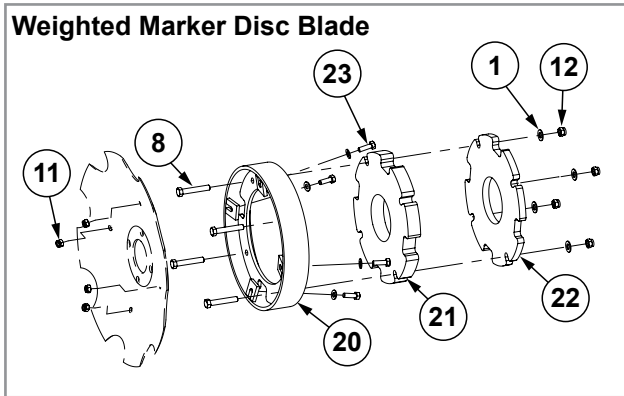
MKR026/PFA054/MKR019(MKR10d/A11569)





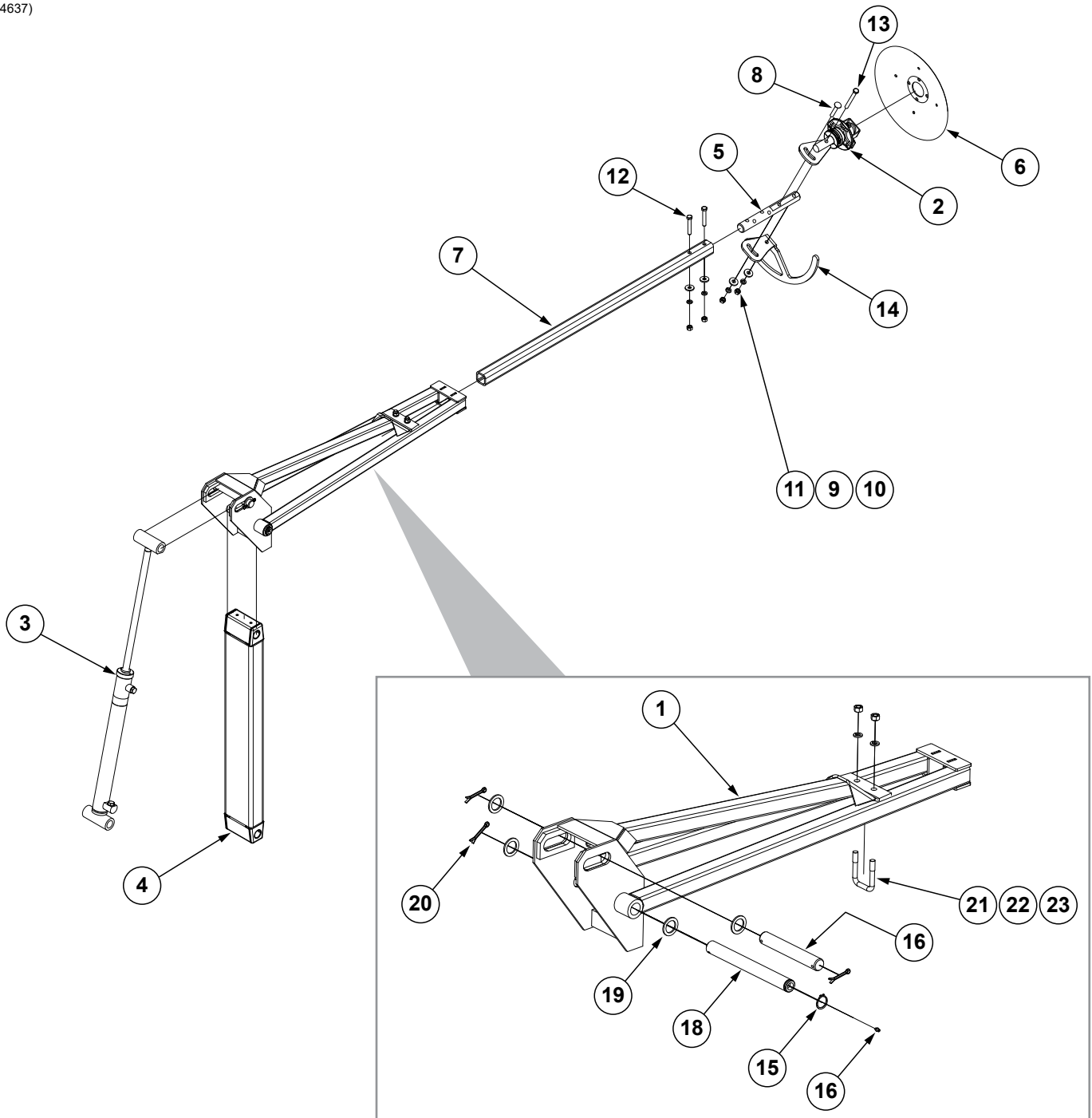
ITEM	PART NO.	QTY. (Per Marker)	DESCRIPTION
1	G11396	2	Flat Washer, 1¼" SAE
2	GD2161	1	Pin, 1¼" x 8¼"
	G10159	-	Washer, 1⅞"
	G10460	2	Cotter Pin, ¼" x 2"
3	GD21142	-	Marker Pin, 1¼" x 1⅜"
	G10159	-	Washer, 1⅞"
	G11400	-	Retaining Ring, 1¼"
	G10640	-	Grease Fitting, ¼"-28
	G10460	-	Cotter Pin, ¼" x 2"
4	GA5188	1	Arm, Second Stage
5	GD2721	1	U-Bolt, 2" x 2" x ½"-13
	G10228	2	Lock Washer, ½"
	G10102	2	Hex Nut, ½"-13
6	GD0453-03	1	Extension Tube, 50"
	GD0453-08	-	Extension Tube, 65" (L.H. Side Only With Even-Row Push Row Unit)
7	GA13762	1	Arm, First Stage
	GD11751	-	Steel Bushing, 1" Wide
8	GA24754	1	Safety Lockup W/Detent Pins
	G10536	-	Detent Pin, ½" x 2½" Grip (Included W/GA24754)
9	---	-	<a href="#">See "Row Marker W/Mounts. 8 Row 30" (Bulk Fill)" on page P143</a>
10	G10008	4	Hex Head Cap Screw, ⅝"-11 x 2"
	G10230	4	Lock Washer, ⅝"
	G11391	4	Flat Washer, ⅝" SAE
	G10104	4	Hex Nut, ⅝"-11
11	GD0752-41	-	Sleeve, 1" (If Applicable)
12	GD15386	1	Pin, 1¼" x 7⅝"
	G10460	1	Cotter Pin, ¼" x 2"
13	GD5875	1	Hose Clamp, ⅞" x 2½" x 2"
14	G10003	1	Hex Head Cap Screw, ⅜"-16 x 1½"
	G10229	1	Lock Washer, ⅜"
	G10101	1	Hex Nut, ⅜"-16
15	GD21143	-	Pin W/Grease Fitting, 1¼" x 9½"
	G10159	-	Washer, 1⅞"
	G11400	-	Retaining Ring, 1¼"
	G10640	-	Grease Fitting, ¼"-28
	G10463	-	Cotter Pin, ¼" x 1½"
16	GA6859	1	Mount, L.H.
17	GA6858	-	Mount, R.H.

(A24450)



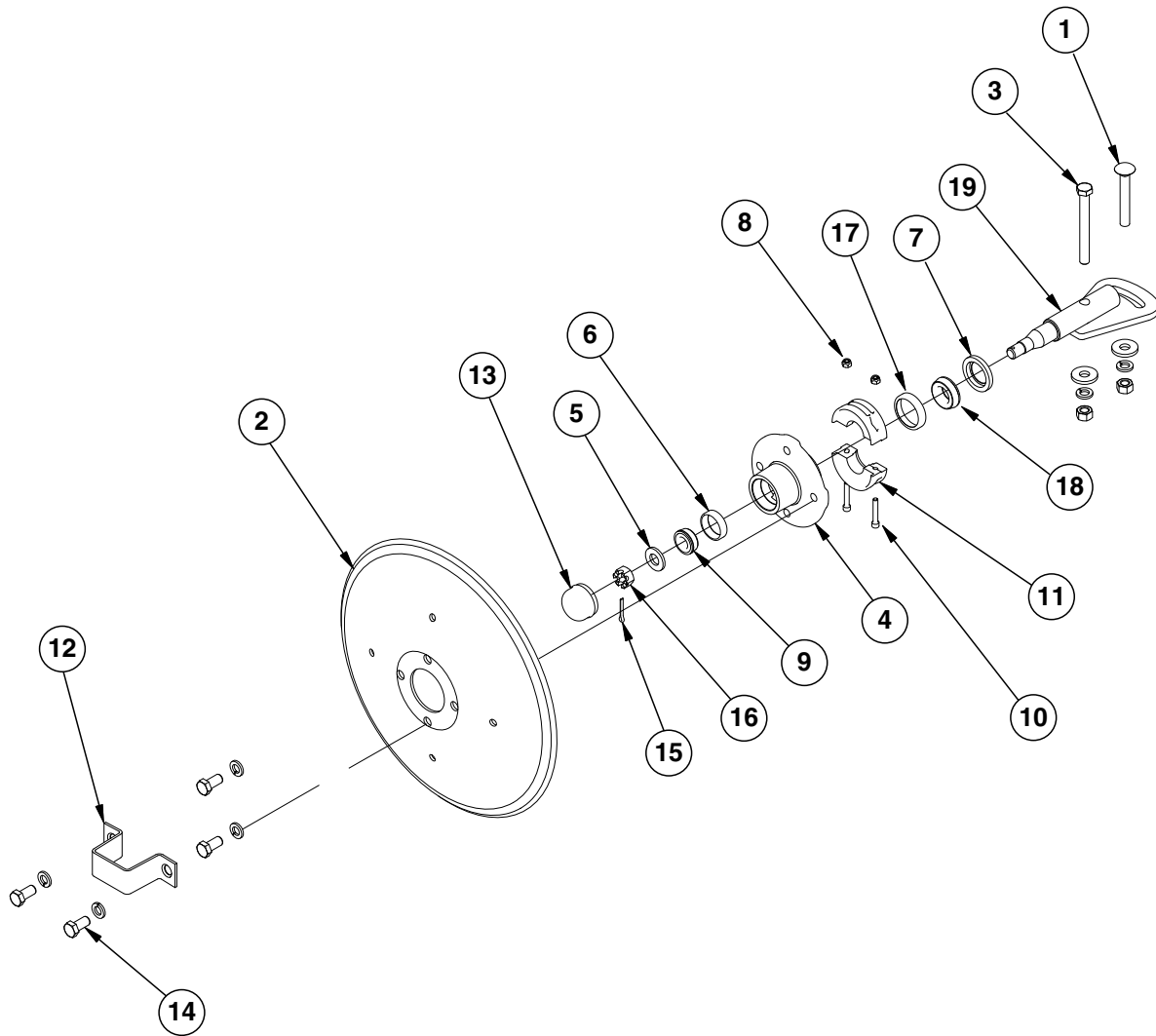
ITEM	PART NO.	QTY.	DESCRIPTION
1	G11387	4	Flat Washer, 3/8" SAE
2	GA24511	1	Marker Mount, R.H.
	GA24513	1	Marker Mount, L.H.
3	G10006	12	Hex Head Cap Screw, 5/8"-11 x 2 1/4"
4	G11391	20	Flat Washer, 5/8" SAE
5	G10230	12	Lock Washer, 5/8"
6	G10104	8	Hex Nut, 5/8"-11
7	---	-	<a href="#">See "Row Marker Assembly, 8 Row 30" (Bulk Fill)" on page P145</a>
8	G10939	4	Hex Head Cap Screw, 3/8"-16 x 2 1/4"
9	GA24754	2	Safety Lockup W/Detent Pins, 19 3/8"
	G10536	2	Detent Pin, 1/2" x 2 1/2" (Included W/GA24754)
10	GD5875	4	Hose Clamp, 9/16" x 2 1/2" x 2"
11	G10109	4	Lock Nut, 5/16"-18, Grade 8
12	G10108	8	Lock Nut, 3/8"-16
13	GD15386	2	Pin, 1 1/4" x 7 5/8"
14	G10460	4	Cotter Pin, 1/4" x 2"
15	GD21143	2	Marker Pin, 1 1/4" x 9 1/2"
16	G11334	2	Washer, 1 7/8", 14 Gauge (.0747")
17	G10640	2	Grease Fitting, 1/4"-28
18	G11400	2	Retaining Ring, 1 1/4"
19	G10047	2	Hex Head Cap Screw, 3/8"-16 x 1 3/4"
20	G10428401	1	Weighted Depth Band
21	G10428701	1	Marker Weight, 1"
22	G10428601	1	Marker Weight, 1/2"
23	G10019	4	Hex Head Cap Screw, 5/16"-18 x 1"
	G11386	4	Flat Washer, 5/16" SAE
24	G10159	6	Washer, 1 7/8", 10 Gauge (.1345")

(A24637)

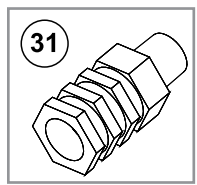
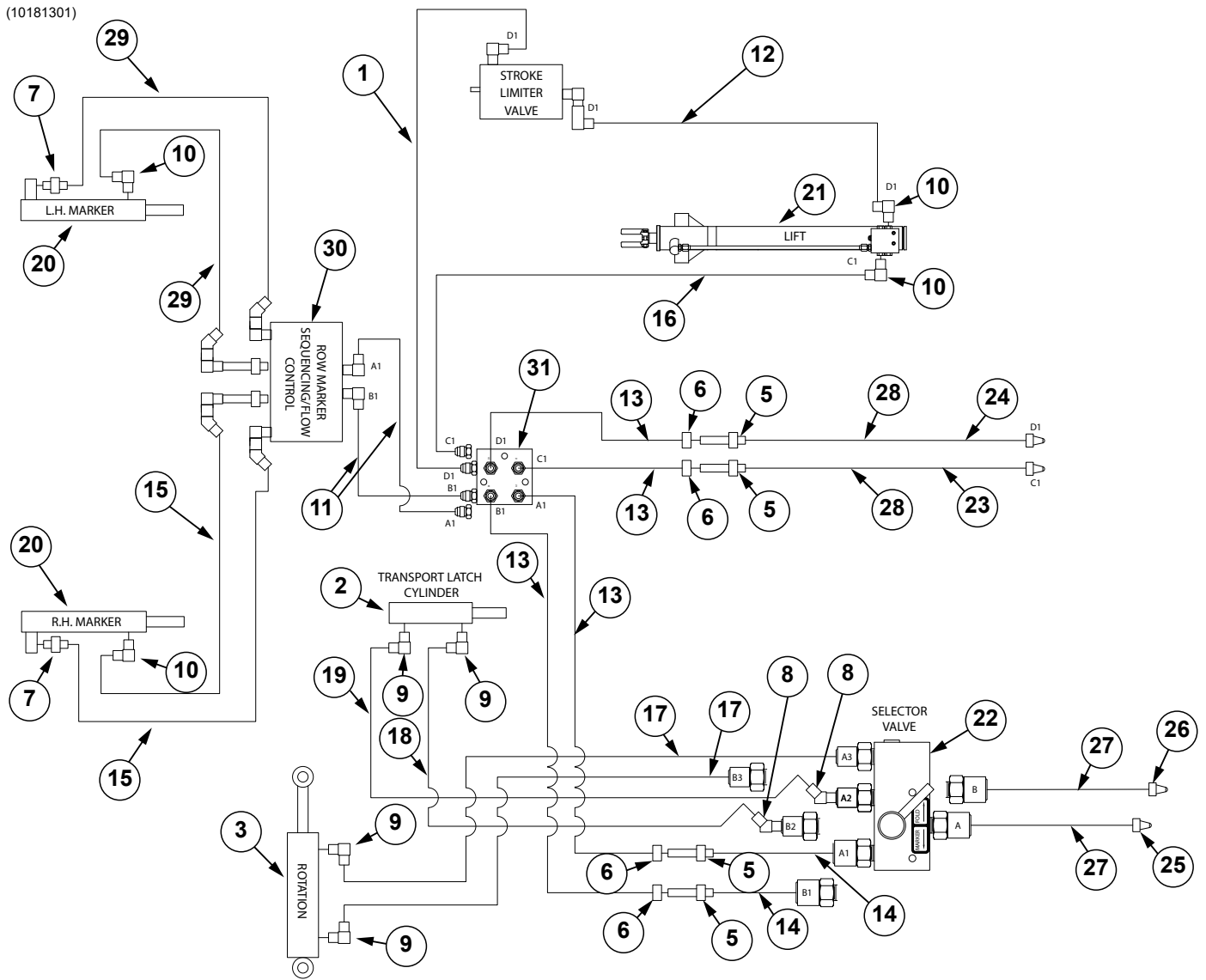


ITEM	PART NO.	QTY. (Per Marker)	DESCRIPTION
1	GA5188	1	Arm, Second Stage, 46"
2	---	1	<a href="#">See "Row Marker Spindle/Hub/Blade" on page P147</a>
3	GA21158	1	<a href="#">See "Row Marker W/Mounts. 8 Row 30" (Bulk Fill)" on page P144</a>
4	GA13762 GD11751	1 -	Arm, 1st Stage Steel Bushing, 1" Wide
5	GD34287	1	Marker Mount
6	GD0746	1	Disc Blade, Solid, 16" (Shown)
7	GD0453-03 GD0453-08	1 1	Extension Tube, 50" Extension Tube, 65" (L.H. Side Only With Even-Row Push Row Unit)
8	G10314	1	Carriage Bolt, 5/16"-18 x 3/4"
9	G10228	4	Lock Washer, 1/2"
10	G10168	4	Machine Bushing, 1/2", 7 Gauge (.1793")
11	G10102	4	Hex Nut, 1/2"-13
12	G10038	2	Hex Head Cap Screw, 1/2"-13 x 3"
13	G10045	1	Hex Head Cap Screw, 1/2"-13 x 4 1/2"
14	GD34763 GD34762	1 -	Plate Bump Guard, L.H. Plate Bump Guard, R.H.
15	G11400	1	Retaining Ring, 1 1/4"
16	G10640	1	Grease Fitting, 1/4"-28
17	GD2161	1	Pin, 1 1/4" x 8 1/4"
18	GD21142	1	Marker Pin, 1 1/4" x 1 3/16"
19	G10159	4	Washer, 1 7/8"
20	G10460	3	Cotter Pin, 1/4" x 2"
21	GD2721	1	U-Bolt, 2" x 2" x 1/2"-13
22	G10228	2	Lock Washer, 1/2"
23	G10102	2	Hex Nut, 1/2"-13

IP1035aa



ITEM	PART NO.	QTY. (Per Assy.)	DESCRIPTION
1	G10844	1	Carriage Bolt, 1/2"-13 x 3 1/2"
	G10168	2	Machine Bushing, 1/2", 7 Gauge
	G10228	2	Lock Washer, 1/2"
	G10102	2	Hex Nut, 1/2"-13
2	GD0746	1	Disc Blade, Solid, 16" (Shown)
	GD10283	-	Disc Blade, Notched, 16" (Optional)
3	G10045	1	Hex Head Cap Screw, 1/2"-13 x 4 1/2"
	G10168	2	Machine Bushing, 1/2", 7 Gauge
	G10228	2	Lock Washer, 1/2"
	G10102	2	Hex Nut, 1/2"-13
4	GA26876	1	Hub W/Cups, 4 Bolt (Includes Items 6 and 17)
	GB1225		Hub, 4 Bolts (Included w/GA26786)
5	G11391	1	Flat Washer, 5/8" SAE
6	GR0151	1	Outer Cup
7	GD21540	1	Grease Seal
8	G10110	2	Lock Nut, 1/4"-20, Grade B
9	GA0257	1	Bearing
10	G11418	2	Hex Socket Head Cap Screw, 1/4" x 1 1/2"
11	GB0554	2	Hub Shield
12	GD2597	1	Retainer
13	GD0840	1	Dust Cap
14	G10722	4	Hex Head Cap Screw, 1/2"-20 x 1"
	G10228	4	Lock Washer, 1/2"
15	G10544	1	Cotter Pin, 5/32" x 1"
16	G10725	1	Slotted Hex Nut, 5/8"-18
17	GR0150	1	Inner Cup
18	GA0245	1	Bearing
19	GA15151	1	Spindle
A	GA26909	-	Hub And Spindle Assembly, (Items 4-19)

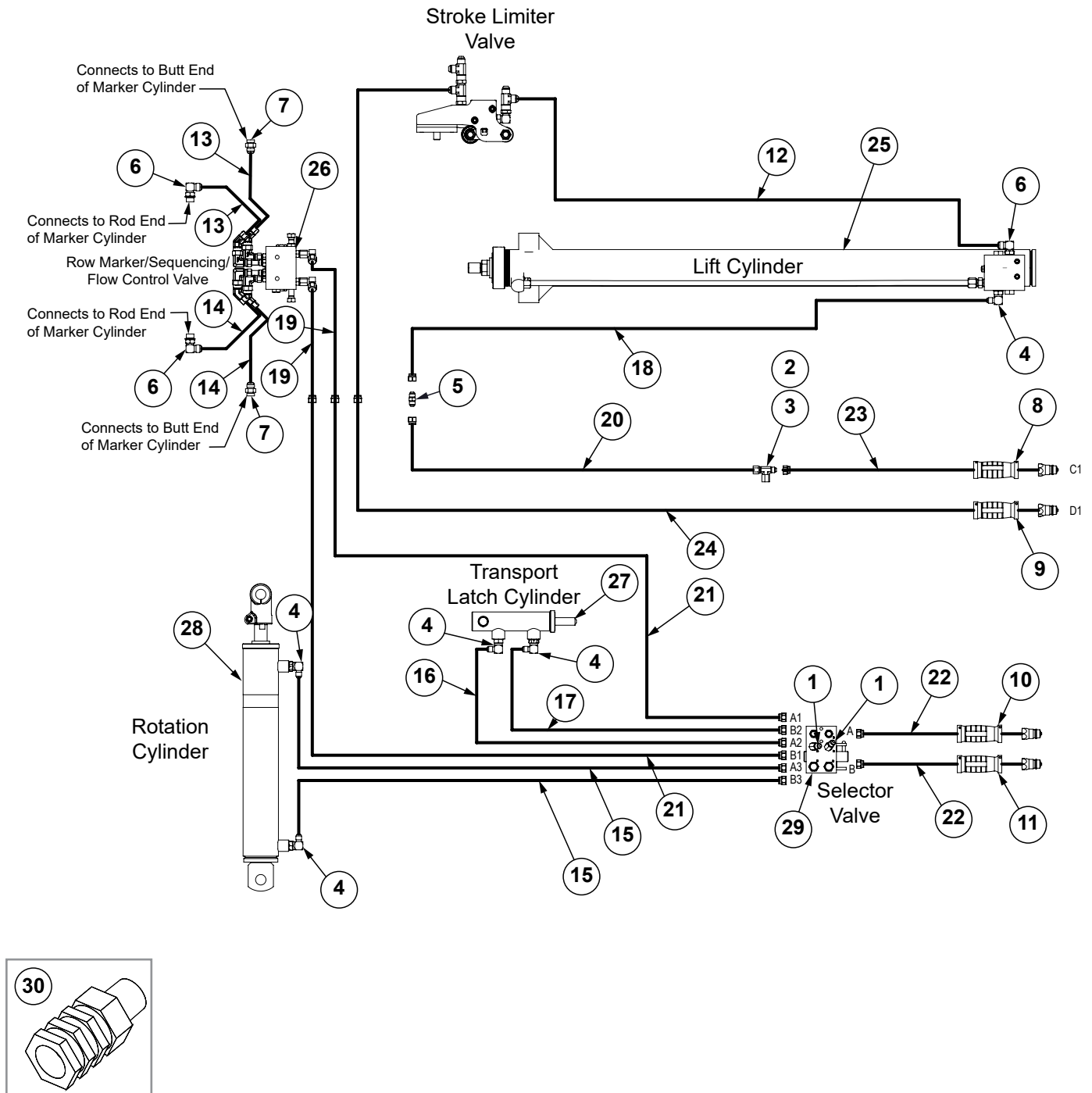




ITEM	PART NO.	QTY.	DESCRIPTION
1	*A1076	1	Hose Assembly, 3/8" x 30" (08F-08F)
2	GA9559	1	<a href="#">See "Transport Latch Cylinder, All Sizes" on page P175</a>
3	GA8911	1	<a href="#">See "Rotation Cylinder" on page P175</a>
4	G11387	2	Flat Washer, 3/8" SAE
5	G2700-08	4	Bulkhead Tube Union, 3/4"-16 Male JIC
6	G306-08	4	Lock Nut, 3/4"-16
7	G6400-08 GR1037	2 -	Connector W/O-Ring, 3/4"-16 Male JIC To O-Ring O-Ring
8	G6502-06	2	Swivel Elbow, 45°, 1/16"-18 Male JIC To Female
9	G6801-06-08 GR1037	4 -	Elbow W/O-Ring, 90°, 1/16"-18 Male JIC To 3/4"-16 O-Ring O-Ring
10	G6801-08 <a href="#">GR1037</a>	4 -	Elbow W/O-Ring, 90°, 3/4"-16 Male JIC To O-Ring O-Ring
11	*A1002	2	Hose Assembly, 3/8" x 20" (08F-08F)
12	*A1018	1	Hose Assembly, 3/8" x 40" (08F-08F)
13	*A1021	4	Hose Assembly, 3/8" x 56" (08F-08F)
14	*A1026	2	Hose Assembly, 3/8" x 152" (08F-08F)
15	*A1041	2	Hose Assembly, 3/8" x 130" (08F-08F)
16	*A1055	1	Hose Assembly, 3/8" x 66" (08F-08F)
17	*A1109	2	Hose Assembly, 1/4" x 145" (06F-06F)
18	*A1141	1	Hose Assembly, 1/4" x 62" (06F-06F)
19	*A1153	1	Hose Assembly, 1/4" x 56" (06F-06F)
20	GA21158	2	<a href="#">See "Row Marker Cylinder" on page P181</a>
21	GA21487	1	<a href="#">See "Lift Cylinder, Conventional" on page P177</a>
22	---	1	<a href="#">See "Selector Valve" on page P187</a>
23	GA26924-01	1	Hose Label/Cover, Red (Extend)
24	GA26924-02	1	Hose Label/Cover, Red (Retract)
25	GA26924-03	1	Hose Label/Cover, Blue (Extend)
26	GA26924-04	1	Hose Label/Cover, Blue (Retract)
27	*A26936-114	2	Hose Assembly, 3/8" x 114" (08F-1/2M NPTF W/Ext., W/Tip)
28	*A26936-272	2	Hose Assembly, 3/8" x 272" (08F-1/2M NPTF W/Ext., W/Tip)
29	*A3115	2	Hose Assembly, 3/8" x 146"
30	---	1	<a href="#">See "Row Marker Sequencing/Flow Control Valve" on page P188</a>
31	GD36866	-	Fitting, 1/2"

\* Hydraulic hose is not stocked by Kinze Repair Parts.

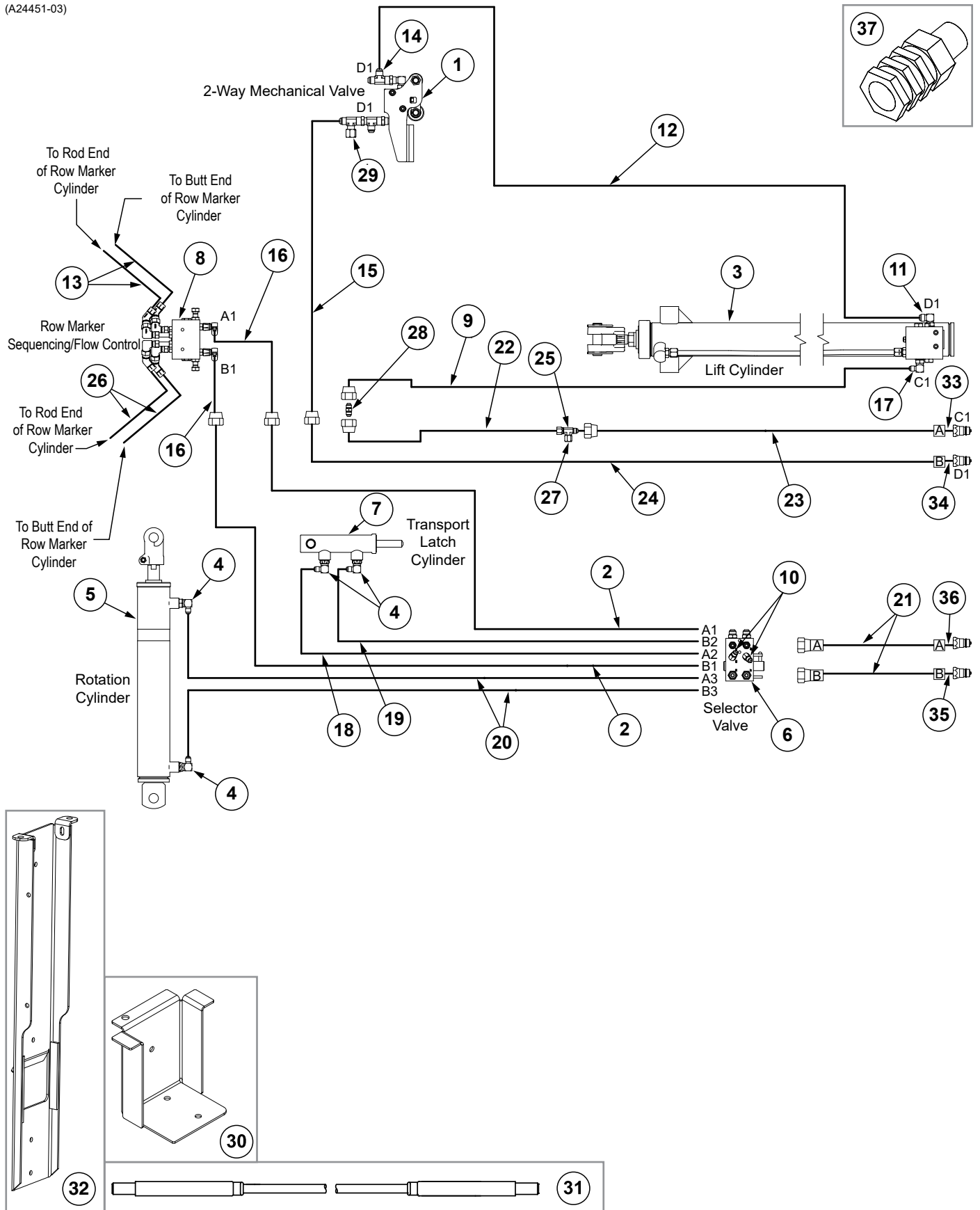
(10383001)



ITEM	PART NO.	QTY.	DESCRIPTION
1	G6502-06	2	Swivel Elbow, 45°, 1/16"-18 Male JIC To Female
2	G304-C-6	1	Cap Nut, 1/16"-18
3	G6602-06	1	Swivel Tee, 1/16"-18 JIC
4	G6801-06-08	5	Elbow W/O-Ring, 90°, 1/16"-18 Male JIC To 3/4"-16 O-Ring
5	G2403-06	1	Union, 1/16"-18 Male JIC
6	G6801-08	3	Elbow W/O-Ring, 90°, 3/4"-16 Male JIC To O-Ring
7	G6400-08 GR1037	2 -	Connector W/O-Ring, 3/4"-16 Male JIC To O-Ring O-Ring
8	GA26924-01	1	Hose Label/Cover, Red (Extend)
9	GA26924-02	1	Hose Label/Cover, Red (Retract)
10	GA26924-03	1	Hose Label/Cover, Blue (Extend)
11	GA26924-04	1	Hose Label/Cover, Blue (Retract)
12	*A1018	1	Hose Assembly, 3/8" x 40" (08F-08F)
13	*A1078	2	Hose Assembly, 3/8" x 174" (08F-08F)
14	*A1090	2	Hose Assembly, 3/8" x 162" (08F-08F)
15	*A1109	2	Hose Assembly, 1/4" x 145" (06F-06F)
16	*A1194	1	Hose Assembly, 1/4" x 30" (06F-06F)
17	*A1195	1	Hose Assembly, 1/4" x 34" (06F-06F)
18	*A15064	1	Hose Assembly, 3/8" x 130" (06F-06F)
19	GA15081-98	2	Hose Assembly, 3/8" x 98" (06F-06F)
20	*A15082-140	1	Hose Assembly, 3/8" x 140" (06F-06M)
21	*A15083-137	2	Hose Assembly, 3/8" x 137" (08F-06M)
22	*A26936-114	2	Hose Assembly, 3/8" x 114" (08F-1/2M NPTF W/Ext., W/Tip)
23	*A26939-120	1	Hose Assembly, 3/8" x 120" (06F-1/2M NPTF W/Ext., W/Tip)
24	*A26940-260	1	Hose Assembly, 3/8" x 260" (06M-1/2M JIC NPTF W/Ext., W/Tip)
25	---	---	<a href="#">See "Lift Cylinder, Conventional" on page P177</a>
26	---	---	<a href="#">See "Row Marker Sequencing/Flow Control Valve" on page P188</a>
27	---	---	<a href="#">See "Transport Latch Cylinder, All Sizes" on page P175</a>
28	---	---	<a href="#">See "Rotation Cylinder" on page P175</a>
29	---	---	<a href="#">See "Selector Valve" on page P187</a>
30	GD36866	-	Fitting, 1/2"

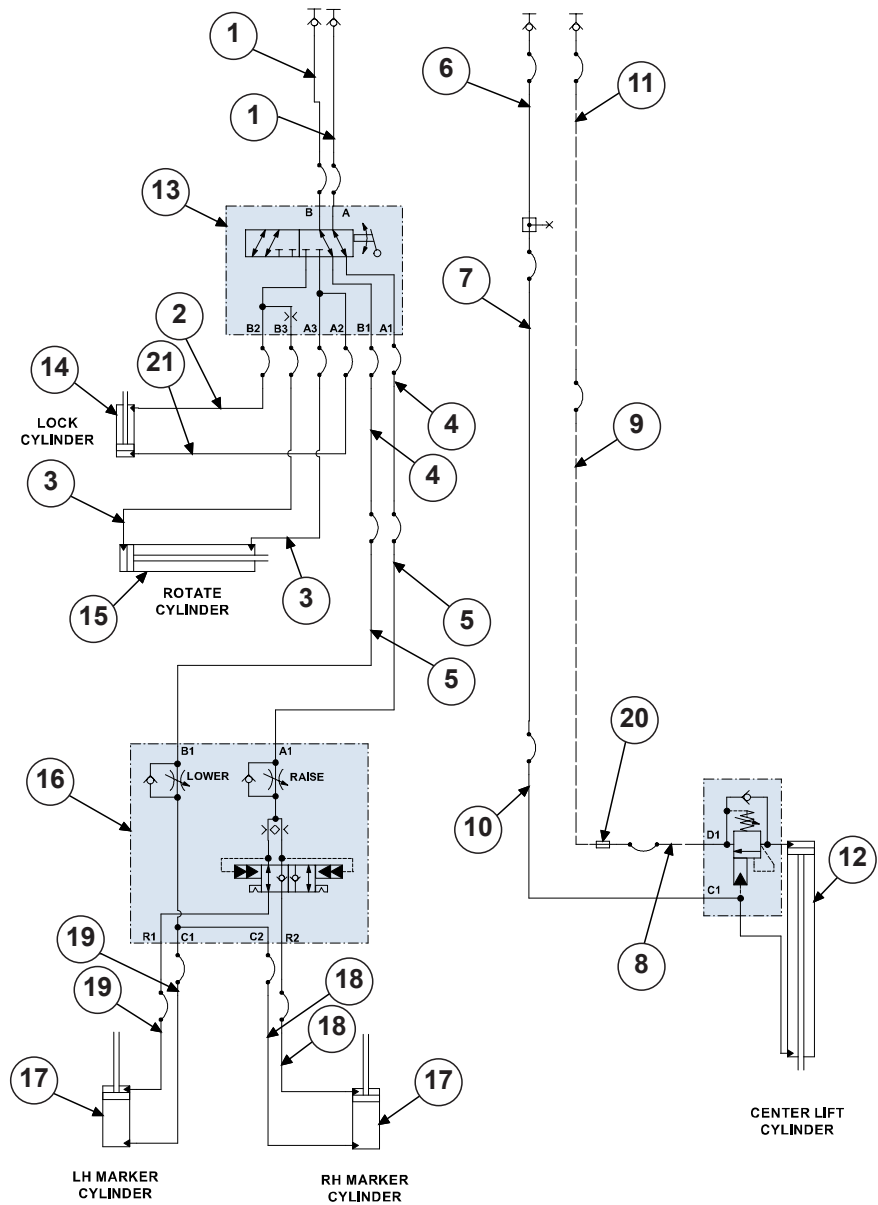
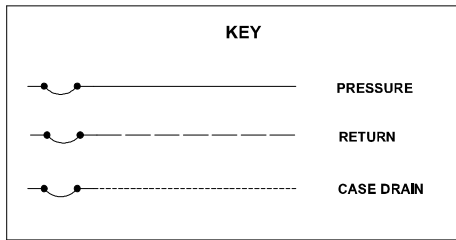
\* Hydraulic hose is not stocked by Kinze Repair Parts.

(A24451-03)

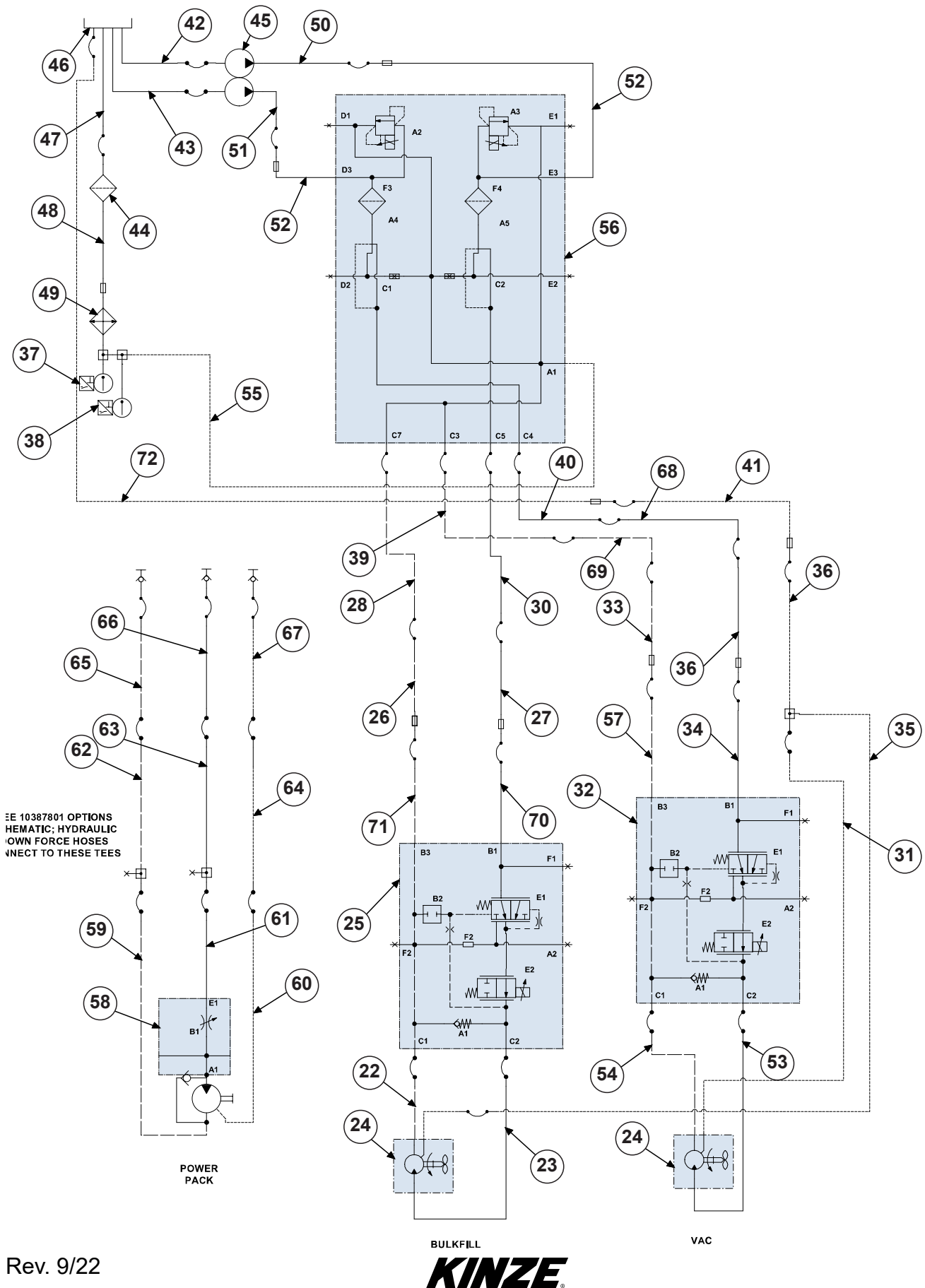


ITEM	PART NO.	QTY.	DESCRIPTION
1	A24497	1	<a href="#">See "Stroke Limiter Valve, Bulk Fill" on page P183</a>
2	*A15083-137	2	Hose Assembly, 3/8" x 137" (08F-06M)
3	A24694	1	<a href="#">See "Lift Cylinder, Bulk Fill" on page P179</a>
4	G6801-06-08 GR1037	5	Elbow W/O-Ring, 90°, 9/16"-18 Male JIC To 3/4"-16 O-Ring O-Ring
5	A8911	1	<a href="#">See "Rotation Cylinder" on page P175</a>
6	A24891	1	<a href="#">See "Selector Valve" on page P187</a>
7	A9559	1	<a href="#">See "Transport Latch Cylinder, All Sizes" on page P175</a>
8	A24921	1	<a href="#">See "Row Marker Sequencing/Flow Control Valve" on page P188</a>
9	*A15064	1	Hose Assembly, 3/8" x 130" (06F-06F)
10	G6502-06	2	Swivel Elbow, 45°, 9/16"-18 Male JIC To Female
11	G6801-08	1	Elbow W/O-Ring, 90°, 3/4"-16 x 3/4"-16
12	*A1018	1	Hose Assembly, 3/8" x 40"
13	*A1078	2	Hose Assembly, 3/8" x 174"
14	G6602-08	3	Swivel Tee, 3/4"-16 JIC
15	*A15092-98	1	Hose Assembly, 3/8" x 98" (06F - 08F)
16	*A15081-95	2	Hose Assembly, 3/8" x 95" (06F-06F)
17	---	-	---
18	*A1194	1	Hose Assembly, 1/4" x 30" (06F-06F)
19	*A1195	1	Hose Assembly, 1/4" x 34" (06F-06F)
20	*A1109	2	Hose Assembly, 1/4" x 145" (06F-06F)
21	*A26936-114	2	Hose Assembly, 3/8" x 114" (08F-1/2M NPTF W/Ext., W/Tip)
22	*A15082-140	1	Hose Assembly, 3/8" x 140" (06F-06M)
23	*A26939-120	1	Hose Assembly, 3/8" x 120" (06F-1/2M NPTF W/Ext., W/Tip)
24	*A15077-260	1	Hose Assembly, 3/8" x 260" (1/2 Male NPTF W/Tip -06M)
25	G6602-06	1	Swivel Tee, 9/16"-18 JIC
26	*A1090	2	Hose Assembly, 3/8" x 162" (08F-08F)
27	G304-C-6	1	Cap Nut, 9/16"-18
28	G2403-06	1	Union, 9/16"-18 Male JIC
29	G304-C-8	1	Cap Nut, 3/4"-16
30	GD34104	1	Hydraulic Hose Bracket
	G10004	2	Hex Head Cap Screw, 3/8"-16 x 1 1/4"
	G11847	1	Hex Head Cap Screw, 3/8"-16 x 2 3/4"
	G10108	3	Lock Nut, 3/8"-16
31	GA6608		Cable Assembly
32	GA24422	1	Hydraulic Hose Tray
	GD34015	3	Hose Plate Clamp
	G10062	3	Hex Head Cap Screw, 3/8"-16 x 3"
	G10108	2	Lock Nut, 3/8"-16
33	GA26924-01	1	Hose Label/Cover, Red (Extend)
34	GA26924-02	1	Hose Label/Cover, Red (Retract)
35	GA26924-03	1	Hose Label/Cover, Blue (Extend)
36	GA26924-04	1	Hose Label/Cover, Blue (Retract)
37	GD36866	-	Fitting, 1/2"

\* Hydraulic hose is not stocked by Kinze Repair Parts.



SI  
SC  
D  
COR

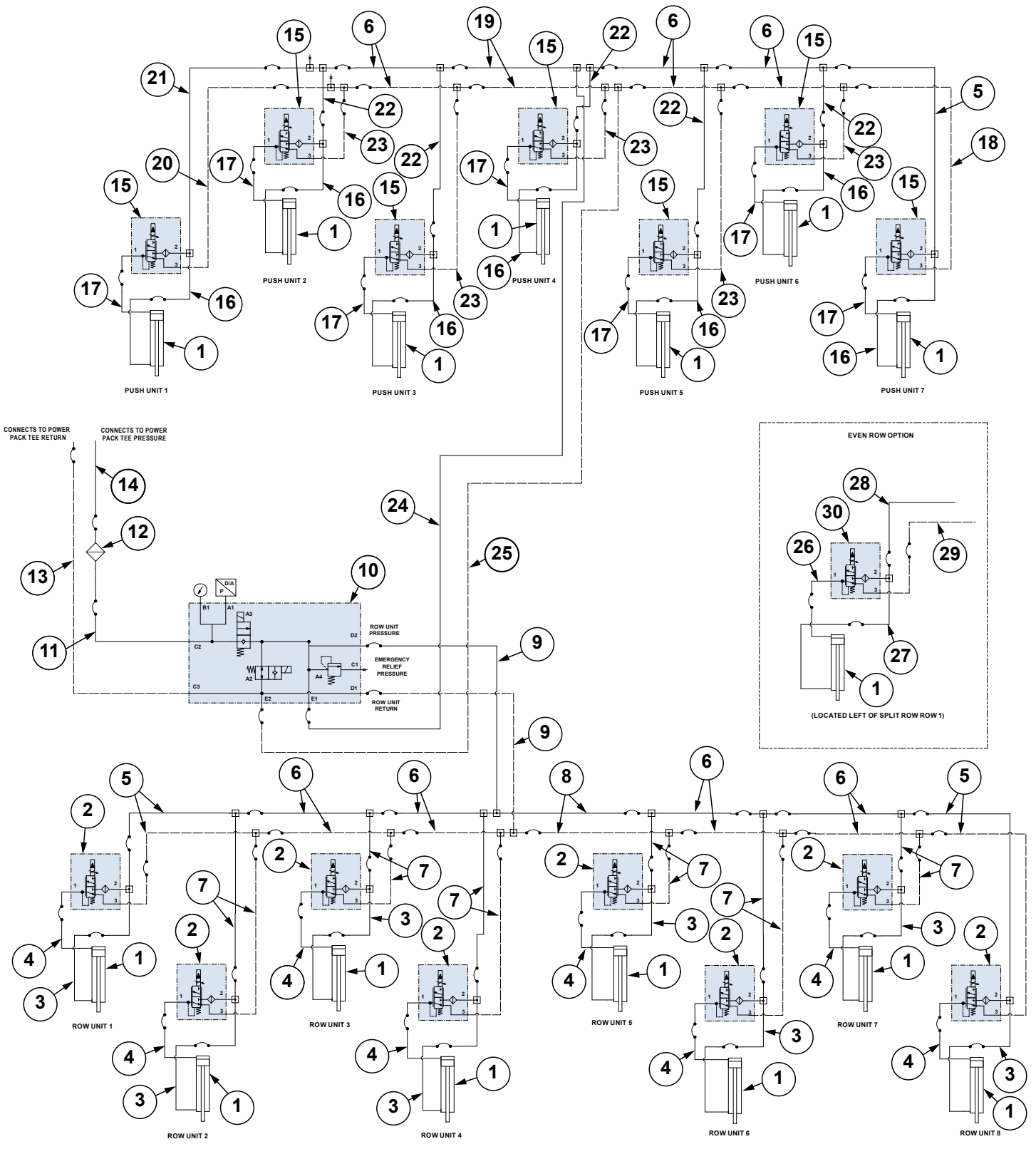


ITEM	PART NO.	QTY.	DESCRIPTION
1	*A26936-114	2	Hose Assembly, 3/8" x 114" (08F-1/2M NPTF W/Ext., W/Tip)
2	*A1195	1	Hose Assembly, 1/4" x 34" (06F-06F)
3	*A1109	2	Hose Assembly, 1/4" x 145" (06F-06F)
4	*A15081-98	2	Hose Assembly, 3/8" x 98" (06F-06F)
5	*A15083-137	2	Hose Assembly, 3/8" x 137" (08F-06M)
6	*A26939-120	1	Hose Assembly, 3/8" x 120" (06F-1/2M NPTF W/Ext., W/Tip)
7	*A15082-140	1	Hose Assembly, 3/8" x 140" (06F-06M JIC)
8	*A1018	1	Hose Assembly, 3/8" x 40" (08F-08F)
9	*A15092-106	1	Hose Assembly, 3/8" x 106" (06F-08F)
10	*A15064	1	Hose Assembly, 3/8" x 130" (06F-06F)
11	*A26940-260	1	Hose Assembly, 3/8" x 260" (06M-1/2M JIC NPTF W/Ext., W/Tip)
12	GA24694	1	<a href="#">See "Lift Cylinder, Bulk Fill" on page P179</a>
13	GA24891	1	Selector Valve
14	GA9559	1	<a href="#">See "Transport Latch Cylinder, All Sizes" on page P175</a>
15	GA8911	1	<a href="#">See "Rotation Cylinder" on page P175</a>
16	---	1	<a href="#">See "Row Marker Sequencing/Flow Control Valve" on page P188</a>
17	GA21158	2	<a href="#">See "Row Marker Cylinder" on page P181</a>
18	*A1090	2	Hose Assembly, 3/8" x 162" (08F-08F)
19	*A1078	2	Hose Assembly, 3/8" x 174" (08F-08F)
20	G2403-08	1	Union, 3/4"-16 Male JIC
21	*A1194	1	Hose Assembly, 1/4" x 30" (06F-06F)
22	*A18667-26	1	Hose Assembly, 1/2" x 26" (08F-08F)
23	*A15081-21	1	Hose Assembly, 3/8" x 21" (06F-06)
24	G10164001 GR2381	1 -	Hydraulic Motor Seal Kit
25	G10382201	1	<a href="#">See "Blue Drive Bulk Fill Fan Block" on page P195</a>
26	*A18687-170	1	Hose Assembly, 1/2" x 170" (10F-12F)
27	*A25701-170	1	Hose Assembly, 1/2" x 170" (08F-10F)
28	*A18679-73	1	Hose Assembly, 1/2" x 73" (10F - 10M JIC)
30	*A25710-73	1	Hose Assembly, 1/2" x 73" (08M JIC - 10F)
31	*A15000	1	Hose Assembly, 3/8" x 164" (06F-06F)
32	---	1	<a href="#">See "Vacuum Valve Block, Blue Drive" on page P194</a>
33	*A21525-77	1	Hose Assembly, 5/8" x 77" (10F-10M)
34	*A15082-172	1	Hose Assembly, 3/8" x 172" (06F-06M JIC)
35	GA12080	1	Hose Assembly, 3/8" x 64" (06F-06F)
36	GA15082-77	2	Hose Assembly, 3/8" x 77" (06F-06M)
37	G10087001	1	Temperature Sensor, 100°
38	G10098201	1	Temperature Sensor
39	*A25487-70	1	Hose Assembly, 5/8" x 70" (10F-12F)
40	*A26949-74	1	Hose Assembly, 3/8" x 74" (06F-10F)
41	*A12016	1	Hose Assembly, 3/8" x 86" (06M-06F)
42	GA11810-72	1	Hose Assembly, 1 1/4" x 72" (20F - 20F)
43	GA11810-68	1	Hose Assembly, 1 1/4" x 68" (20F - 20F)
44	GD16037	1	Oil Filter, 10 Micron
45	G10288701 GR2383	1 -	Gear Pump Seal Kit
46	---	1	<a href="#">See "PTO Pump Drive and Oil Cooler - Dual Stage, 8 Row" on page P167</a>
47	GA12937-24	1	Hose Assembly, 3/4" x 24" (12F-12F90S)
48	G10399801	1	Hydraulic Steel Line, 3/4"
49	G10339301	1	Oil Cooler and Fan Assembly
50	GA25707-72	1	Hose Assembly, 1/2" AR x 72" (10F45-12F)



ITEM	PART NO.	QTY.	DESCRIPTION
51	GA25707-68	1	Hose Assembly, 1/2" AR x 68" (10F45-12F)
52	G10333501	2	Hydraulic Steel Line, 5 5/8"
53	GA15081-30	1	Hose Assembly, 3/8" x 30" (06F-06F)
54	GA18667-24	1	Hose Assembly, 1/2" x 24" (08F-08F)
55	G10399901	1	Hydraulic Steel Line, 3/4"
56	---	1	<a href="#">See "PTO Pump Hydraulic Valve Block (Bulk Fill/Blue Drive)" on page P192</a>
57	*A18668-172	1	Hose Assembly, 1/2" x 172" (08F-10M)
58	---	1	<a href="#">See "PTO Pump Block Assembly" on page P196</a>
59	GA11481-116	1	Hose Assembly, 5/8" AR x 116" (10F-10F)
60	GA7695-116	1	Hose Assembly, 1/4" AR x 116" (04M-06F)
61	GA18630-116	1	Hose Assembly, 1/2" AR x 116" (08F - 08F)
62	GA21536-190	1	Hose Assembly, 5/8" AR x 190" (10F - 10M JIC)
63	GA25704-190	1	Hose Assembly, 1/2" AR x 190" (08F - 08M JIC)
64	GA7694-190	1	Hose Assembly, 1/4" AR x 190" (04F - 04M)
65	*A21546-180	1	Hose Assembly, 5/8" AR x 180" (10F-1/2M NPTF W/Ext, W/Tip SP)
66	*A18692-180	1	Hose Assembly, 1/2" AR x 180" (8F - 1/2 M NPTF W/EXT W/TIP)
67	GA7696-180	1	Hose Assembly, 1/4" AR x 180" (04F - 1/2M NPTF W/EXT W/TIP SP)
68	*A12016	1	Hose Assembly, 3/8" x 86" (06M-06F)
69	*A11407	1	Hose Assembly, 5/8" x 84 (10F - 12M)
70	*A18679-40	1	Hose Assembly, 1/2" x 40" (10F-10M)
71	*A21535-40	1	Hose Assembly, 5/8" x 40" (12F-12M)
72	*A15092-74	1	Hose Assembly, 3/8" x 74" (06F - 08F)

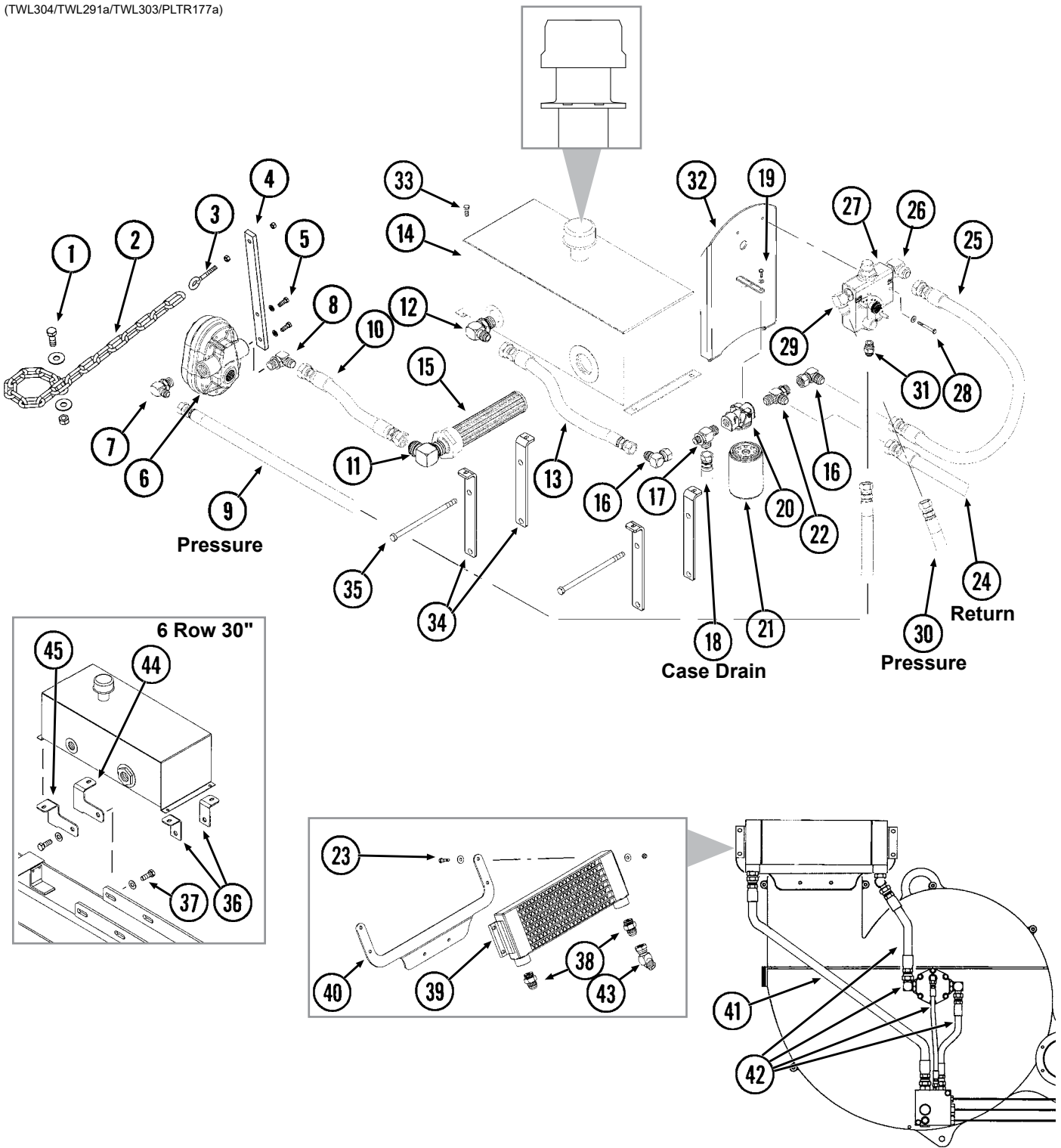
\* Hydraulic hose is not stocked by Kinze Repair Parts.



ITEM	PART NO.	QTY.	DESCRIPTION
1	GA25261	16	<a href="#">See "Hydraulic Down Force Cylinder" on page P185</a>
2	---	8	<a href="#">See "Row Unit Control Block, Pull Row Units" on page P190</a>
3	*A7677-20	8	Hose Assembly, 1/4" x 20" (04F - 04F STD 90)
4	*A7678-13	8	Hose Assembly, 1/4" x 13" (04F-04F)
5	*A7680-35	5	Hose Assembly, 1/4" X 35" (04F 90S-06F)
6	*A12038	14	Hose Assembly, 3/8" x 30" (06F-06F)
7	*A7680-10	12	Hose Assembly, 1/4" x 10" (04F - 06F)
8	*A15081-32	2	Hose Assembly, 3/8" x 32" (06F - 06F)
9	*A25504-19	2	Hose Assembly, 3/8" x 19" (06F - 08F90S)
10	---	1	<a href="#">See "Down Force Manifold Block" on page P186</a>
11	*A18671-30	1	Hose Assembly, 1/2" x 30" (08F-08F90S)
12	A25857	1	In-Line Filter Assembly
13	*A21542-64	1	Hose Assembly, 5/8" x 64" (10F - 10F90M)
14	*A18667-72	1	Hose Assembly, 1/2" x 72" (08F - 08F)
15	---	7	<a href="#">See "Row Unit Control Block, Push Row Units" on page P191</a>
16	*A7678-19	7	Hose Assembly, 1/4" x 19" (04F-04F)
17	*A7678-20	7	Hose Assembly, 1/4" x 20" (04F-04F)
18	*A7682-35	1	Hose Assembly, 1/4" x 35" (04L90F-06F)
19	*A15081-27	2	Hose Assembly, 3/8" x 27" (06F - 06F)
20	*A7682-25	1	Hose Assembly, 1/4" x 25" (04F90L - 06F)
21	*A7680-15	1	Hose Assembly, 1/4" x 15" (04F - 06F)
22	*A7680-11	5	Hose Assembly, 1/4" x 11" (04F-06F)
23	*A7680-14	5	Hose Assembly, 1/4" x 14" (04F-06F)
24	*A25690-67	1	Hose Assembly, 3/8" x 67" (06F - 08F90M)
25	*A25690-58	1	Hose Assembly, 3/8" x 58" (06F - 08F90M)
26	*A7678-20	1	Hose Assembly, 1/4" x 20" (04F-04F)
27	*A7678-19	1	Hose Assembly, 1/4" x 19" (04F-04F)
28	*A7681-58	1	Hose Assembly, 1/4" x 58" (04F90S-06F)
29	*A7682-58	1	Hose Assembly, 1/4" x 58" (04F90L-06F)
30	---	1	<a href="#">See "Row Unit Control Block, Push Row Units" on page P191</a>

\* Hydraulic hose is not stocked by Kinze Repair Parts.

(TWL304/TWL291a/TWL303/PLTR177a)



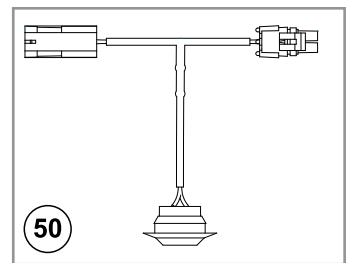
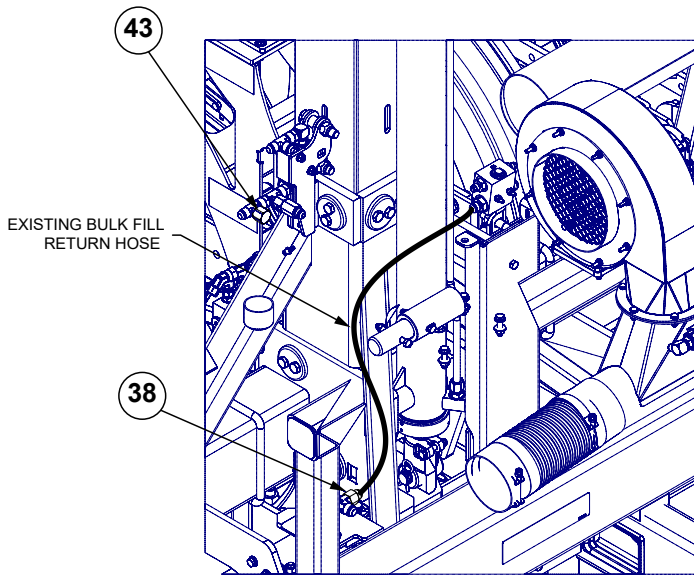
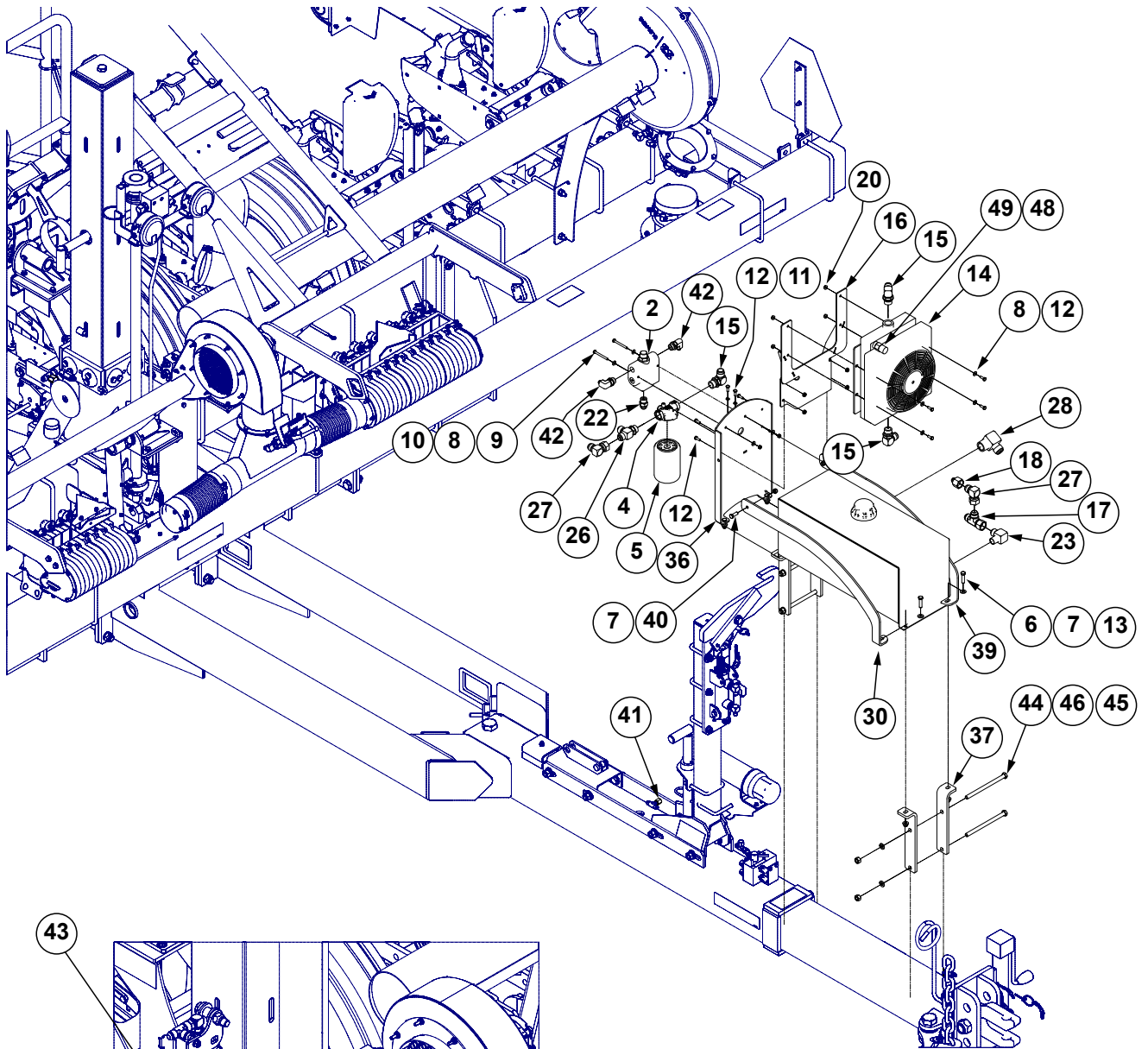
Continued on following pages.

ITEM	PART NO.	QTY.	DESCRIPTION
1	G10005	1	Hex Head Cap Screw, 5/8"-11 x 1 3/4"
	G10217	2	Washer, 5/8" USS
	G10107	1	Lock Nut, 5/8"-11
2	G3302-09	1	Coil Chain, No. 9/0, 17 Links
3	GD16035	1	Eyebolt, 3/8"-16 x 4"
	G10101	2	Hex Nut, 3/8"-16
4	GD16036	1	Anti-Rotation Bracket
5	G10001	2	Hex Head Cap Screw, 3/8"-16 x 1"
	G10229	2	Lock Washer, 3/8"
6	G10225X GR2025	1	PTO Pump Replacement Package (Includes Pump and Instruction Sheet) Seal Kit
7	G6801-10-12 GR1467	1 -	Elbow W/O-Ring, 90°, 7/8"-14 Male JIC To 1 1/16"-12 O-Ring O-Ring
8	G6801-16-20	1	Elbow W/O-Ring, 90°, 1 5/16"-12 Female JIC To O-Ring (Used with GA14446 PTO Pump)
9	*A1462	1	Hose Assembly, 1/2" x 78", 6 Row 30"
10	*A6201	1	Hose Assembly, 1" x 72", 6 Row 30"
11	G2501-16-20	1	Elbow, 90°, 1 5/16"-12 Male JIC To 1 1/4" NPT
12	G2501-12-16	1	Elbow, 90°, 1 1/16"-12 Male JIC To 1" NPT
13	*A3371	1	Hose Assembly, 3/4" x 25"
14	GA27105 GA27102	1 -	Reservoir W/Breather, 10 Gallon Raised Filler Breather (Included W/GA27105)
15	GD16040	1	Strainer
16	G6500-12	2	Swivel Elbow, 90°, 1 1/16"-12 Male JIC To Female
17	G6804-12-12-8 GR1467	1 -	Adjustable Tee W/O-Ring, 1 1/16"-12 Male JIC To 1 1/16"-12 Male O-Ring To 3/4"-16 O-Ring
18	*A3278	1	Hose Assembly, 3/8" x 70", 6 Row 30"
19	G10023	2	Hex Head Cap Screw, 1/4"-20 x 3/4"
	G10227	2	Lock Washer, 1/4"
20	GD16038	1	Filter Head
21	GD16037	1	Oil Filter, 10 Micron
22	G6804-12 GR1467	1 -	Adjustable Tee W/O-Ring, 1 1/16"-12 Male JIC To O-Ring O-Ring
23	G10171	4	Hex Head Cap Screw, 5/16"-18 x 1 1/4"
	G11386	8	Flat Washer, 5/16" SAE
	G10109	4	Lock Nut, 5/16"-18, Grade 8
24	*A3372	1	Hose Assembly, 3/4" x 68", 6 Row 30"
25	*A21533-36	1	Hose Assembly, 3/4" x 36" (12F-12F)
26	G6801-12-10 GR1466	1 -	Elbow W/O-Ring, 90°, 1 1/16"-12 Male JIC To 7/8"-14 O-Ring O-Ring
27	GA10918	1	Flow Control Valve
28	G10403	2	Hex Head Cap Screw, 1/4"-20 x 2 1/2"
	G11385	4	Flat Washer, 1/4" SAE
	G10110	2	Lock Nut, 1/4"-20, Grade B
29	G6801-10 GR1466	1 -	Elbow W/O-Ring, 90°, 7/8"-14 Male JIC To O-Ring O-Ring
30	*A8280	1	Hose Assembly, 1/2" x 54", 6 Row 30"
31	G6400-10 GR1466	1 -	Connector W/O-Ring, 7/8"-14 Male JIC To O-Ring O-Ring

ITEM	PART NO.	QTY.	DESCRIPTION
32	GA25512	1	Mounting Bracket
33	G10001	2	Hex Head Cap Screw, 3/8"-16 x 1"
	G11387	4	Flat Washer, 3/8" SAE
	G10108	4	Lock Nut, 3/8"-16
34	GD16034	4	Bracket, 10 1/4", 8 Row 30"
35	G11109	4	Hex Head Cap Screw, 1/2"-13 x 7 1/2"
	G10228	4	Lock Washer, 1/2"
	G10102	4	Hex Nut, 1/2"-13
36	GD16640	2	Bracket, 6 Row 30"
37	G10005	4	Hex Head Cap Screw, 5/8"-11 x 1 3/4"
	G11391	4	Flat Washer, 5/8" SAE
	G10230	4	Lock Washer, 5/8"
	G10104	4	Hex Nut, 5/8"-11
38	G6400-12	2	Connector W/O-Ring, 1 1/16"-12 Male JIC To O-Ring
	GR1467	-	O-Ring
39	GA10917	1	Oil Cooler
40	GD16608	1	Bracket
41	*A3369	1	Hose Assembly, 3/4" x 40"
42	---	-	<a href="#">See "Vacuum Fan Hydraulic Components, 6 Row" on page P79</a>
43	G6502-12	1	Swivel Elbow, 45°, 1 1/16"-12 Male JIC To Female
44	GD16612	1	Mount, R.H.
45	GD16613	1	Mount, L.H.

\*Hydraulic hose is not stocked by Kinze Repair Parts.

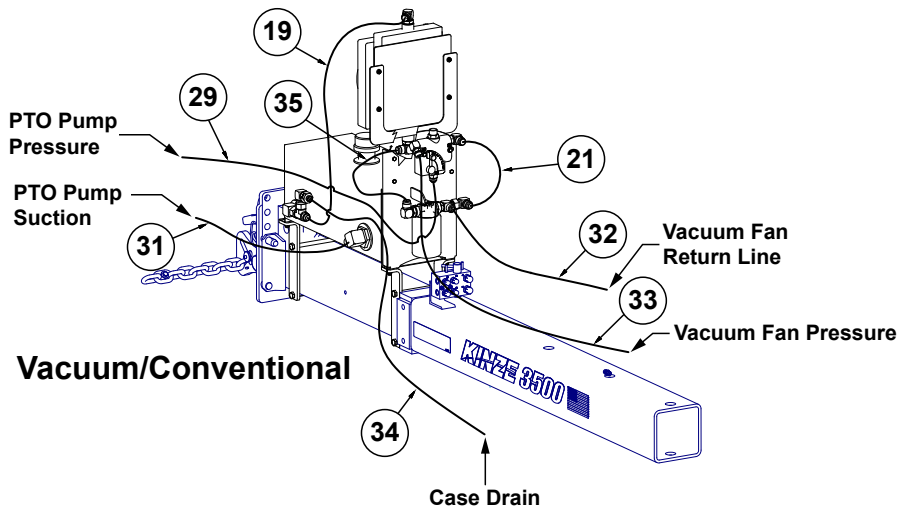
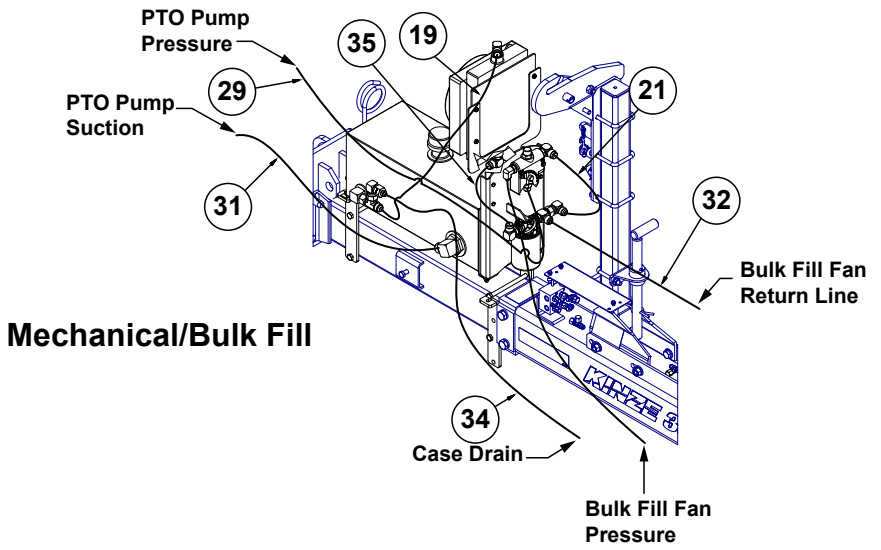
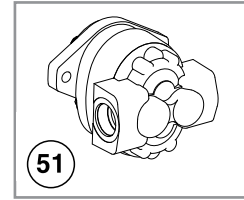
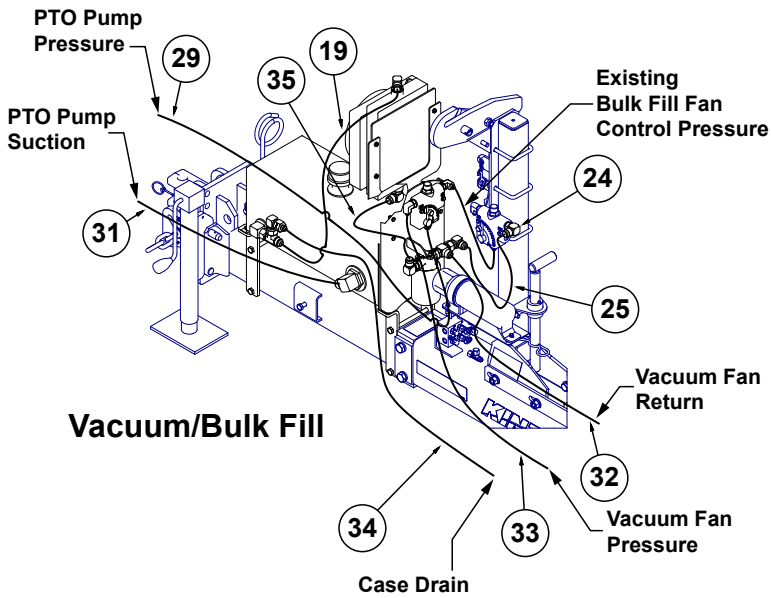
(A24509)



# PTO Pump Drive and Oil Cooler - Single Stage, 8 Row

Model 3505

M0302-02





**PTO Pump Drive and Oil Cooler - Single Stage, 8 Row**

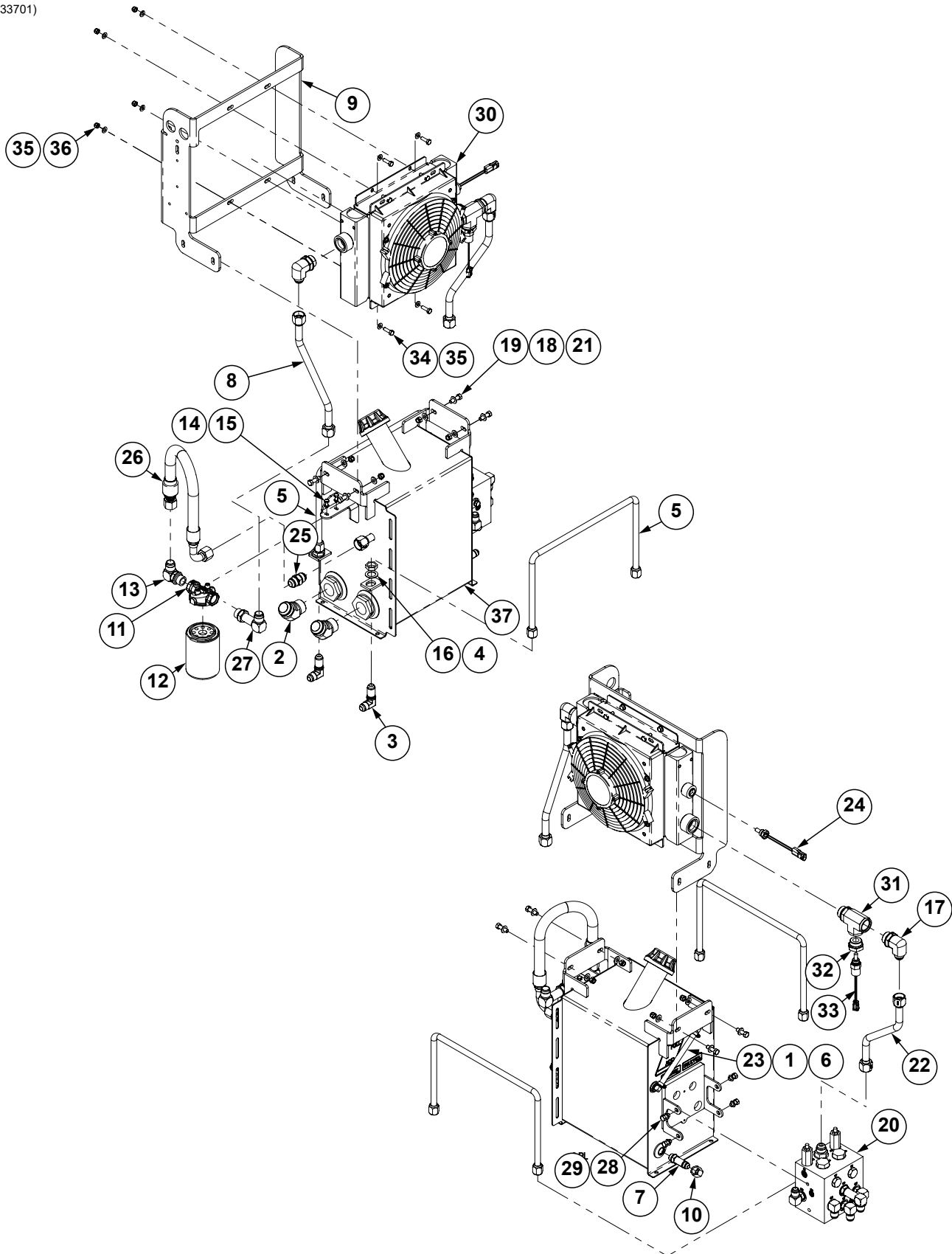
M0302-02

Model 3505

ITEM	PART NO.	QTY.	DESCRIPTION
1	GA27105	1	Reservoir W/Breather, 10 Gallon
	GA27102	-	Raised Filler Breather (Included W/GA27105)
	GD16040	-	Strainer
2	GA10918	1	Flow Control Valve
4	GD16038	1	Filter Head
5	GD16037	1	Oil Filter, 10 Micron
6	G10003	2	Hex Head Cap Screw, 3/8"-16 x 1 1/2"
7	G10108	6	Lock Nut, 3/8"-16
8	G11385	8	Flat Washer, 1/4" SAE
9	G10403	2	Hex Head Cap Screw, 1/4"-20 x 2 1/2"
10	G10110	2	Lock Nut, 1/4"-20, Grade B
11	G10227	2	Lock Washer, 1/4"
12	G10023	10	Hex Head Cap Screw, 1/4"-20 x 3/4"
13	G11387	6	Flat Washer, 3/8" SAE
14	GA17113	1	Fan and Cooler
15	G6801-12	3	Elbow W/O-Ring, 90°, 1 1/16"-12 Male JIC To O-Ring
	GR1467	-	O-Ring
16	G10047801	1	Fan Mount
17	G6602-12	1	Swivel Tee, 1 1/16"-12
18	G2406-12-08	1	Reducer Tee, 1 1/16"-12 JIC x 3/4"-16
19	*A11447	1	Hose Assembly, 5/8" x 45" (12F-12F)
20	G10621	8	Serrated Flange Nut, 1/4"-20
21	*A21533-36	1	Hose Assembly, 3/4" x 36" (12F-12F)
22	G6400-10	1	Connector W/O-Ring, 7/8"-14 Male JIC To O-Ring
	GR1466	-	O-Ring
23	G2501-12-16	1	Elbow, 90°, 1 1/16"-12 Male JIC To 1" NPT
24	G6801-12-10	1	Elbow W/O-Ring, 90°. 1 1/16"-12 Male JIC To 7/8"-14 O-Ring
	GR1466	-	O-Ring
25	*A3371	1	Hose Assembly, 3/4" x 25" (12M-12F)
26	G6804-12	1	Adjustable Tee W/O-Ring, 1 1/16"-12 Male JIC To O-Ring
	GR1467	-	O-Ring
27	G6500-12	2	Swivel Elbow, 90°, 1 1/16"-12 Male JIC To Female
28	G2501-16-20	1	Elbow, 90°, 1 5/16"-12 Male JIC To 1 1/4" NPT
29	*A1465	1	Hose Assembly, 1/2" x 84" (10F-10F)
30	G10048301	1	R.H. Bracket
31	*A6206	1	Hose Assembly, 1" x 56", 8 Row 30"
32	*A3370	1	Hose Assembly, 3/8" x 80" (12F-12F)
33	*A8279	1	Hose Assembly, 1/2" x 80" (10F-10F)
34	*A15092-95	1	Hose Assembly, 3/8" x 95" (06F-08F)
35	*A3371	1	Hose Assembly, 3/4" x 25" (12F-12F)
36	G10048201	1	Mounting Bracket
37	GD16034	4	Bracket, 10 1/4"
38	G2406-10-08	1	Reducer, 7/8"-14 Female JIC To 3/4"-16 Male JIC
39	G10048401	1	L.H. Bracket
40	G10001	2	Hex Head Cap Screw, 3/8"-16 x 1"
41	G304-C-6	1	Cap Nut, 9/16"-18
42	G6801-06-10	2	Elbow, 9/16"-18 x 7/8"-14 W/O-Ring
43	G304-C-8	1	Cap Nut, 3/4"-16
44	G11109	4	Hex Head Cap Screw, 1/2"-13 x 7 1/2"
45	G10102	4	Hex Nut, 1/2"-13
46	G10228	4	Lock Washer, 1/2"
47	*A3393	1	Hose Assembly, 3/4" x 30" (12M-12F)
48	GA20283	1	PTO Reservoir Fan Wire Harness
49	G10087001	1	Temperature Sensor, 100°
50	GA25284	1	PTO Cooling Fan Indicator Harness
51	GA14446	-	PTO Pump (1 3/8" or 1 3/4" Spline)
	GR2025	-	Seal Kit

\*Hydraulic hose is not stocked by Kinze Repair Parts.

(10333701)



**PTO Pump Drive and Oil Cooler - Dual Stage, 8 Row**

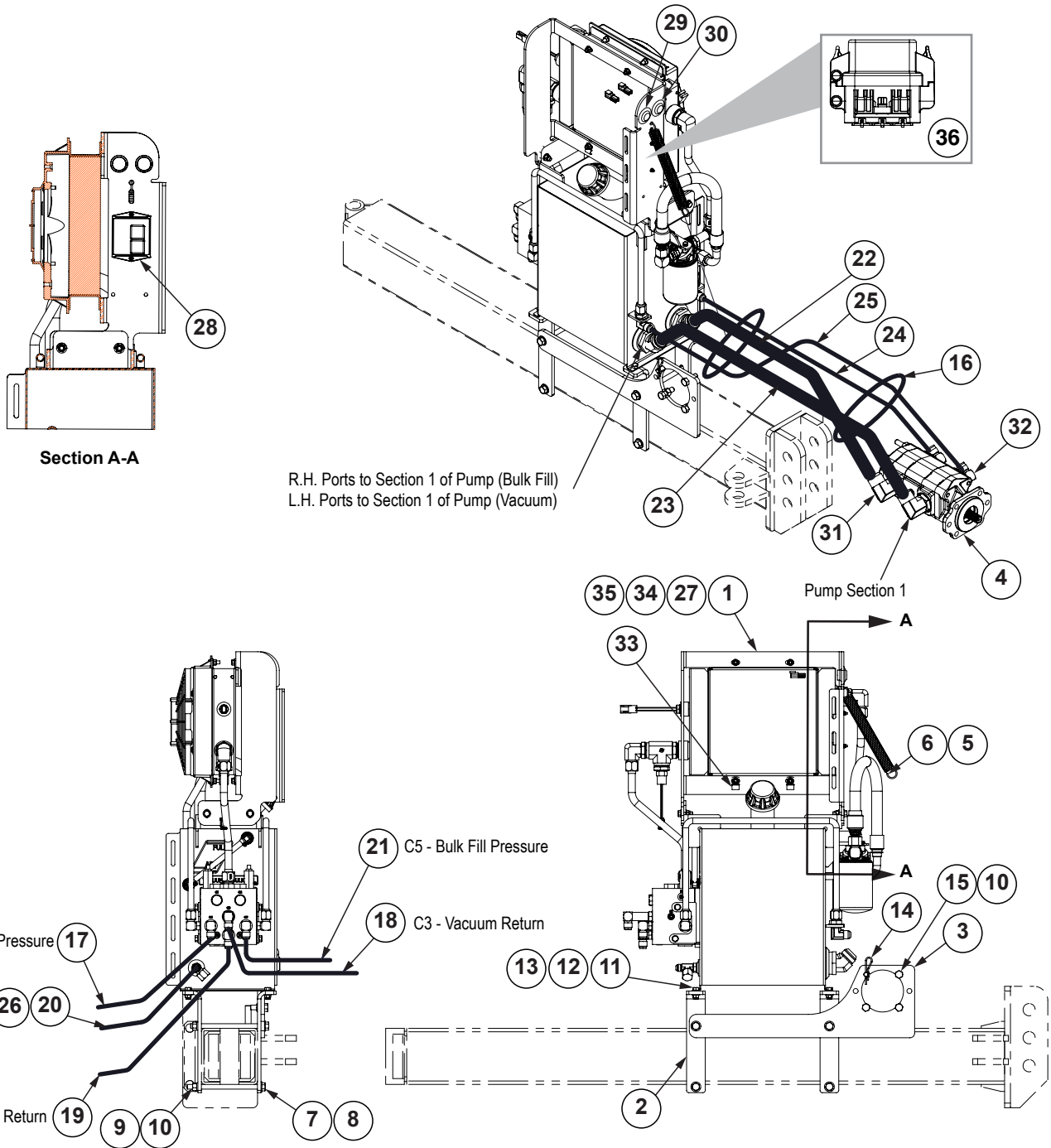
M0302-02

Model 3505

ITEM	PART NO.	QTY.	DESCRIPTION
1	G10331001	2	No. 4 Hose Clamp, 5/8"-1/4" x 5/16"
2	G2503-20	2	Elbow, 45°, 1 5/8"-12 JIC x 1 1/4" MNPT
3	G2701-10	2	Elbow, 90°, 7/8"-14 Male JIC
4	G306-10	2	Lock Nut, 7/8"-14
5	G10333501	2	Hydraulic Steel Line, 5/8"
6	GD35381	2	3/8" O.D. Brass Barbed x 1/4" NPT 90° Elbow
7	G6804-08 GR1037	1	Adjustable Tee, 3/4"-16 Male JIC To O-Ring O-Ring
8	G10399801	1	Hydraulic Steel Line, 3/4"
9	G10333601	1	Cooler Mount Bracket
10	G304-C-8	1	Cap Nut, 3/4"-16
11	GD16038	1	Filter Head
12	GD16037	1	Oil Filter, 10 Micron
13	G6801-12 GR1467	1	Elbow W/O-Ring, 90°, 1 1/16"-12 Male JIC To O-Ring O-Ring
14	G10227	2	Lock Washer, 1/4"
15	G10023	2	Hex Head Cap Screw, 1/4"-20 x 3/4"
16	G10235	2	Machine Bushing, 7/8", 14 Gauge (.0747")
17	6801-12-16	2	90° Adjusting Elbow W/O-Ring, 1 1/16" x 1 5/16"
18	G11387	8	Flat Washer, 3/8" SAE
19	G10004	4	Hex Head Cap Screw, 3/8"-16 x 1 1/4"
20	---	1	<a href="#">See "PTO Pump Hydraulic Valve Block (Bulk Fill/Blue Drive)" on page P192</a>
21	G10108	4	Lock Nut, 3/8"-16
22	G10399901	1	Hydraulic Steel Line, 3/4"
23	GD6279-07	1	Clear Plastic Tubing, 3/8" x 7 1/4"
24	G10087001	1	Temperature Sensor, 100°
25	G2403-12	1	Union, 1 1/16"-12 Male JIC
26	*A12937-24	1	Hose Assembly, 3/4" x 24" (12F-12F90S)
27	G6801-LL-12	1	Adjustable Elbow W/O-Ring, 1 1/16"-12 x 1 1/16"-12
28	G10002	4	Hex Head Cap Screw, 3/8"-16 x 3/4"
29	G10229	4	Lock Washer, 3/8"
30	G10339301	1	Oil Cooler and Fan Assembly
31	G6835-16-16-16	1	Tee, 1 5/16" O-Ring
32	G6410-16-08	1	Adapter W/O-Ring, 1 5/16"-12 x 3/4"-16
33	G10098201	1	Temperature Sensor
34	G10019	4	Hex Head Cap Screw, 5/16"-18 x 1"
35	G11386	8	Flat Washer, 5/16" SAE
36	G10109	4	Lock Nut, 5/16" -18
37	G10333801	1	PTO Reservoir
	GA27102	-	Filler Breather (Included W/G10333801)
	GD16040	-	Strainer (Included W/G10333801)

**\*Hydraulic hose is not stocked by Kinze Repair Parts.**

(10340101)



**PTO Pump Drive and Oil Cooler Schematic - Dual Stage, 8 Row**

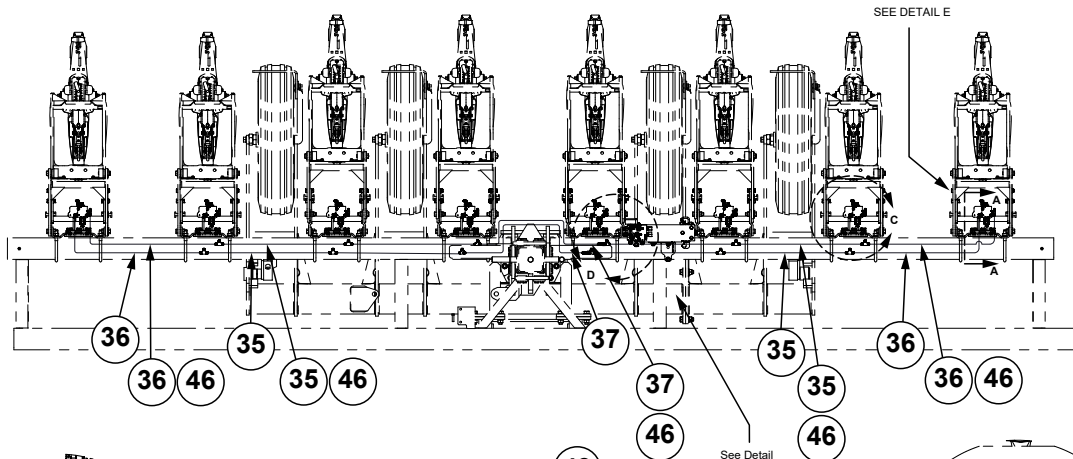
M0302-02

Model 3505

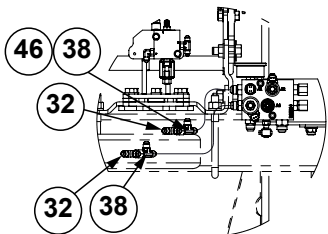
ITEM	PART NO.	QTY.	DESCRIPTION
1	---	1	<a href="#">See "PTO Pump Drive and Oil Cooler - Dual Stage, 8 Row" on page P167</a>
2	G10333401	4	Tank Mount Bracket
3	G10363101	1	Parker PTO Pump Mount
4	G10288701	1	Gear Pump
	GR2383	-	Seal Kit
5	GA14152	1	Hose Strap
6	GD0829	1	Spring
7	G11200	4	Hex Head Cap Screw, 1/2"-13 x 8"
8	G11389	4	Flat Washer, 1/2" Plated SAE
9	G10228	4	Lock Washer, 1/2"
10	G10102	6	Hex Nut, 1/2"-13
11	G10001	4	Hex Head Cap Screw, 3/8"-16 x 1"
12	G11387	4	Flat Washer, 3/8" SAE
13	G10108	4	Lock Nut, 3/8"-16
14	G10592	1	Hair Pin Clip, No. 11
15	G10017	2	Hex Head Cap Screw, 1/2"-13 x 1 1/2"
16	GD19383-03	1	Hose Wrap, 60"
17	*A26949-74	1	Hose Assembly, 3/8" x 74" (06F-10F)
18	*A25487-70	1	Hose Assembly, 5/8" x 70" (10F-12F)
19	*A18679-73	1	Hose Assembly, 1/2" x 73" (10F - 10M JIC)
20	*A15092-74	1	Hose Assembly, 3/8" x 74" (06F - 08F)
21	*A25710-73	1	Hose Assembly, 1/2" x 73" (08M JIC - 10F)
22	*A11810-68	1	Hose Assembly, 1 1/4" x 68" (20F - 20F)
23	*A11810-72	1	Hose Assembly, 1 1/4" x 72" (20F - 20F)
24	*A25707-68	1	Hose Assembly, 1/2" AR x 68" (10F45-12F)
25	*A25707-72	1	Hose Assembly, 1/2" AR x 72" (10F45-12F)
26	GD10057-19	2	Hose Identification Sleeve, Orange CD
27	G10357401	1	PTO Harness, 3000 Series
28	G10396901	1	Reverser Module Assembly
29	G10098401	1	PTO Red Light Harness
30	G10098301	1	PTO Green Light Harness
31	G6801-20	2	Elbow W/O-Ring, 90°, 1 5/8"-12 Male JIC To O-Ring
32	G6801-12	2	Elbow W/O-Ring, 90°, 1 1/16"-12 Male JIC To O-Ring
	GR1467		O-Ring
33	GD6291	2	Insulated Clamp, 3/8"
34	G10049501	1	Tractor Battery Connection Harnees and Fuse Kit
35	G10724901	1	Tractor Power Harness
36	G10567801	1	Relay Module Mount Bracket
	G10110	2	Lock Nut, 1/4"-20, Grade B
	G10023	2	Hex Head Cap Screw, 1/4"-20 x 3/4"

**\*Hydraulic hose is not stocked by Kinze Repair Parts.**

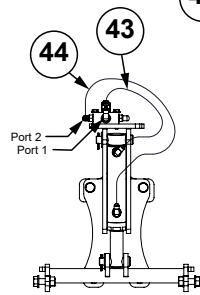
(10376001)



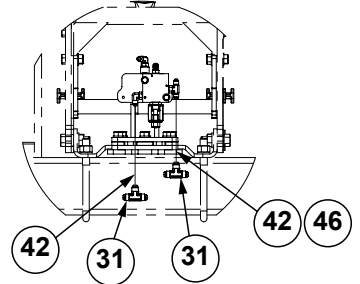
SEE DETAIL E



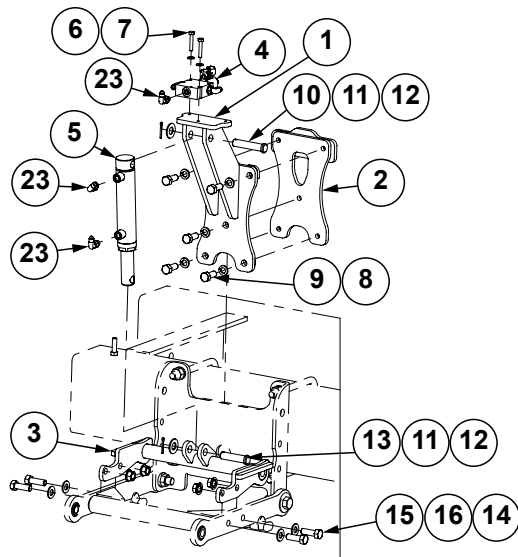
Detail D



Section B-B  
(8 Places)

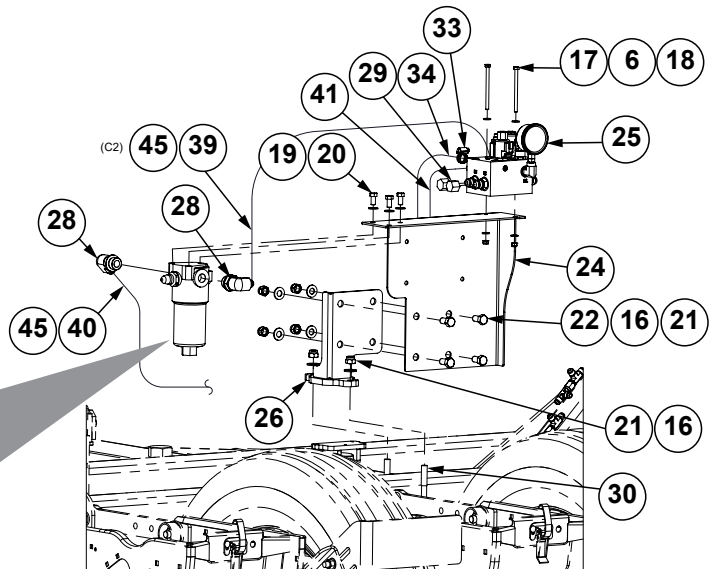


Detail C  
(6 Places)

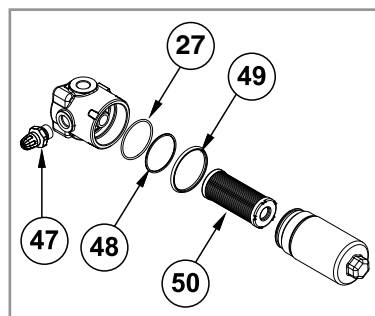


Detail E  
(8 Places)

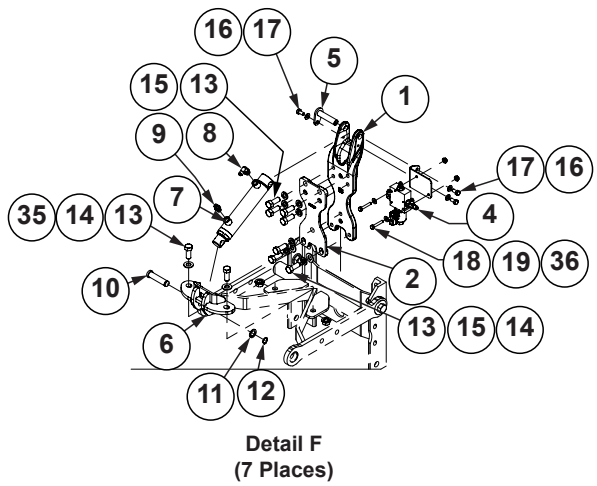
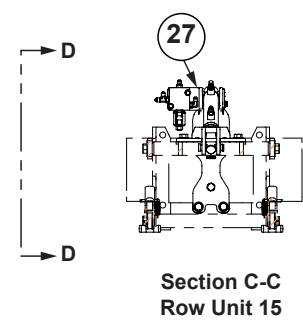
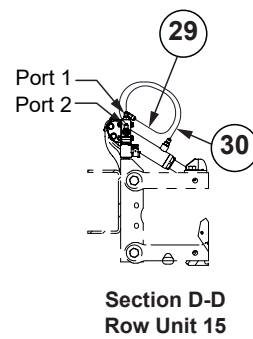
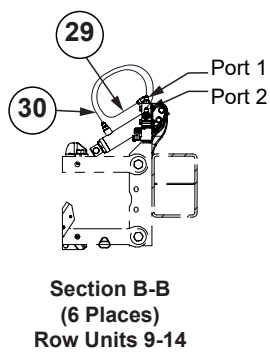
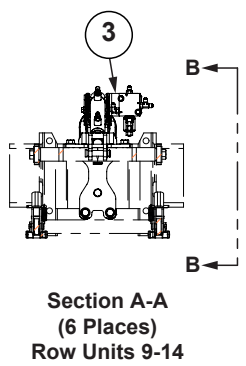
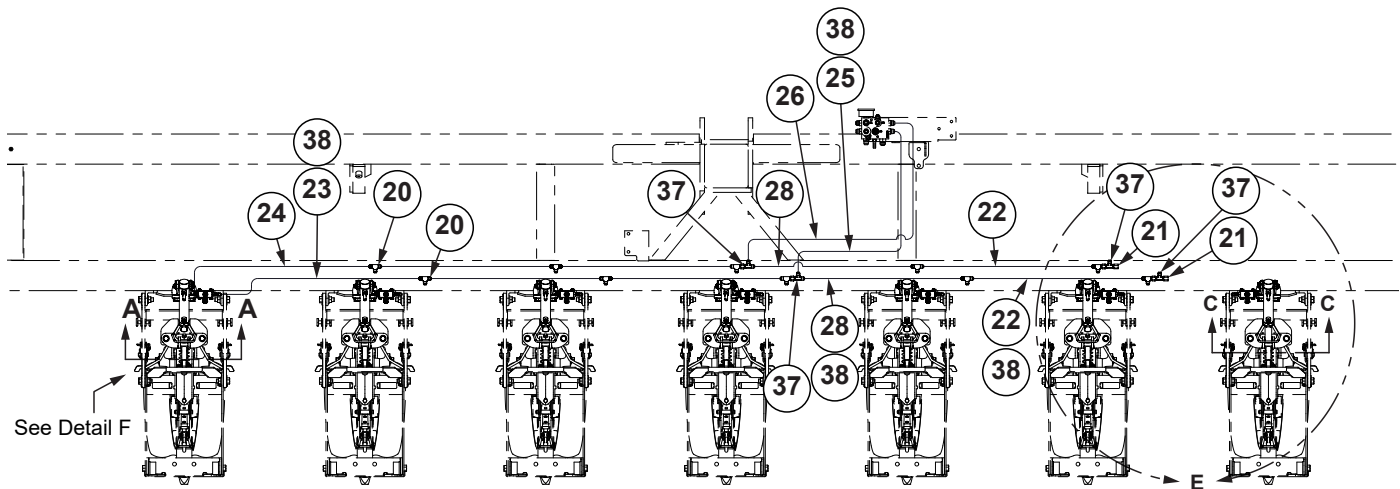
[See "Planter Hydraulic System, True Depth" on page P159](#)



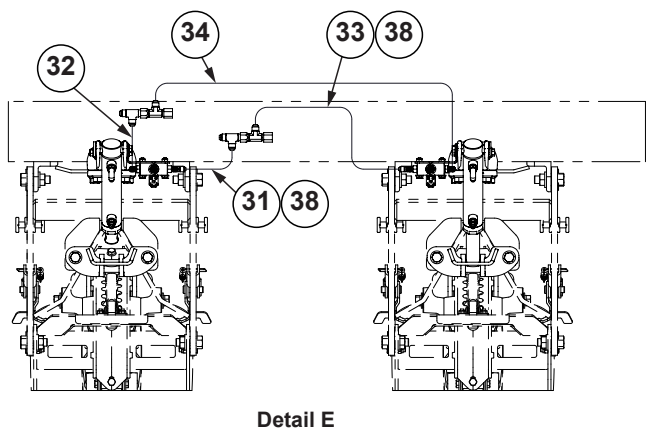
Detail F  
(Rotated for Clarity)



ITEM	PART NO.	QTY.	DESCRIPTION
1	GA25258	8	Upper Mounting Bracket
2	GA25401	8	Back Mount
3	GA25257	8	Lower Mounting Bracket
4	---	8	<a href="#">See "Row Unit Control Block, Pull Row Units" on page P190</a>
5	GA25261	8	<a href="#">See "Hydraulic Down Force Cylinder" on page P185</a>
6	G11385	20	Flat Washer, ¼" SAE
7	GD35459	16	Hex Head Cap Screw, ¼"-20 x 1½", Grade 5
8	G10228	40	Lock Washer, ½"
9	G10037	40	Hex Head Cap Screw, ½"-13 x 1¼"
10	G11875	8	Clevis Pin, ⅝" x 3"
11	G11391	16	Flat Washer, 5/8" SAE
12	G10451	16	Cotter Pin, ⅛" x 1"
13	G10564	8	Clevis Pin, ⅝" x 2½"
14	G10071	32	Serrated Flange Nut, ½"-13
15	G10017	32	Hex Head Cap Screw, ½"-13 x 1½"
16	G11389	38	Flat Washer, ½" Plated SAE
17	G11135	2	Hex Head Cap Screw, ¼"-20 X 3¾"
18	G10110	2	Lock Nut, ¼"-20, Grade B
19	G11387	3	Flat Washer, ⅜" SAE
20	G10002	3	Hex Head Cap Screw, ⅜"-16 x ¾"
21	G10111	6	Lock Nut, ½"-13
22	G10014	4	Hex Head Cap Screw, ½"-13 x 1"
23	G6801-04-04	24	90° Adjustable Elbow W/O-Ring, 7/16"-20
24	GD36756	1	Hydraulic Block Mount Bracket
25	---	1	<a href="#">See "Down Force Manifold Block" on page P186</a>
26	G10336501	1	Hydraulic Down Force Main Bracket
27	**R2367	1	Sealing O-Ring
28	G6801-08-12	2	90° Adjustable Elbow W/O-Ring, ¾"-16 x 1½"
29	G304-C-8	2	Cap, ¾"-16
30	GD8306	1	U-Bolt, 7" x 5" x ½"-13
31	G2603-06	12	Tee, 9/16"-18 Male JIC
32	G6602-06	2	Swivel Tee, 9/16"-18 JIC
33	G10681	1	Hose Clamp, No. 6
34	GD6279-03	1	Clear PVC Tubing, ⅜" x 28"
35	*A12038	8	Hose Assembly, ⅜" x 30" (06F-06F)
36	*A7680-35	4	Hose Assembly, ¼" X 35" (04F 90S-06F)
37	*A15081-32	2	Hose Assembly, ⅜" x 32" (06F - 06F)
38	*A25504-19	2	Hose Assembly, ⅜" x 19" (06F - 08F90S)
39	*A18671-30	1	Hose Assembly, ½" x 30" (08F-08F90S)
40	*A18667-72	1	Hose Assembly, ½" x 72" (08F - 08F)
41	*A21542-64	1	Hose Assembly, ⅝" x 64" (10F - 10F90M)
42	*A7680-10	12	Hose Assembly, ¼" x 10" (04F - 06F)
43	*A7678-13	8	Hose Assembly, ¼" x 13" (04F-04F)
44	*A7677-20	8	Hose Assembly, ¼" x 20" (04F - 04F STD 90)
45	GD10057-20	4	Hose Identification Sleeve, Purple PP
46	GD35904-01	28	Hose Identification Sleeve, Purple PP
47	GR2361	1	Flow Indicator
48	**R2366	1	Anti-Extrusion Ring
49	**R2365	1	External O-Ring
50	GD35835	1	Replacement Filter Cartridge
A	GA25857	1	In-Line Filter Assembly, Includes Items 27 and 48-50
B	GR2368	-	Seal Kit, Includes: (1) Sealing O-Ring, (1) Anit-Extrusion Ring, (1) External O-Ring



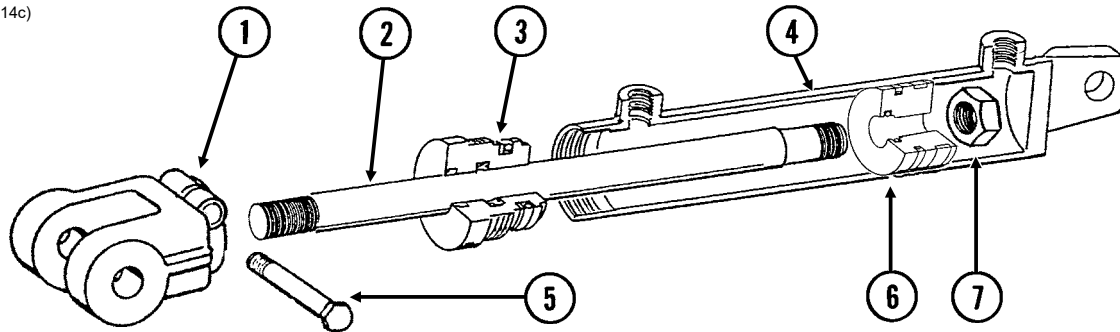
[See "Planter Hydraulic System, True Depth" on page P159](#)





ITEM	PART NO.	QTY.	DESCRIPTION
1	GD35211	7	Down Force Cylinder Mount
2	GB0389	7	Plate
3	GD35231	6	Valve Block Mount, L.H.
4	---	7	<a href="#">See "Row Unit Control Block, Push Row Units" on page P191</a>
5	GA25384	7	Hammer Strap Pin
6	GA25240	7	Rod Mount
7	GA25261	7	<a href="#">See "Hydraulic Down Force Cylinder" on page P185</a>
8	G6801-04-04	7	90° Adjustable Elbow W/O-Ring, 7/16"-20
9	G6400-04 GR1465	7 -	Connector W/O-Ring, 7/16"-20 Male JIC To O-Ring O-Ring
10	GD26970	7	Pin, 5/8" x 2 1/2"
11	G10918	7	Machine Bushing, 5/8", 14 Gauge (.0747")
12	G10567	7	External Retaining Ring, 5/8"
13	G10037	63	Hex Head Cap Screw, 1/2"-13 X 1 1/4"
14	G11389	28	Flat Washer, 1/2" Plated SAE
15	G10228	49	Lock Washer, 1/2"
16	G11386	21	Flat Washer, 5/16" SAE
17	G10018	21	Hex Head Cap Screw, 5/16"-18 x 5/8"
18	G10021	14	Hex Head Cap Screw, 1/4"-20 x 1 1/2"
19	G11385	14	Flat Washer, 1/4" SAE
20	G2603-06	10	Tee, 9/16"-18 Male JIC
21	G304-C-6	2	Cap Nut, 9/16"-18
22	*A12038	8	Hose Assembly, 3/8" x 30" (06F-06F)
23	*A7680-35	1	Hose Assembly, 1/4" X 35" (04F 90S-06F)
24	*A7682-35	1	Hose Assembly, 1/4" x 35" (04L90F-06F)
25	*A25690-58	1	Hose Assembly, 3/8" x 58" (06F - 08F90M)
26	*A25690-67	1	Hose Assembly, 3/8" x 67" (06F - 08F90M)
27	GD35230	1	Valve Block Mount, R.H.
28	*A15081-27	2	Hose Assembly, 3/8" x 27" (06F - 06F)
29	*A7678-20	7	Hose Assembly, 1/4" x 20" (04F-04F)
30	*A7678-19	7	Hose Assembly, 1/4" x 19" (04F-04F)
31	*A7680-11	5	Hose Assembly, 1/4" x 11" (04F-06F)
32	*A7682-11	5	Hose Assembly, 1/4" x 11" (04L90F-06F)
33	*A7680-15	1	Hose Assembly, 1/4" x 15" (04F - 06F)
34	*A7682-25	1	Hose Assembly, 1/4" x 25" (04F90L - 06F)
35	G10071	14	Serrated Flange Nut, 1/2"-13
36	G10621	14	Serrated Flange Nut, 1/4"-20
37	G6602-06	4	Swivel Tee, 9/16"-18 JIC
38	GD35904-01	26	Hose Identification Sleeve, Purple PP

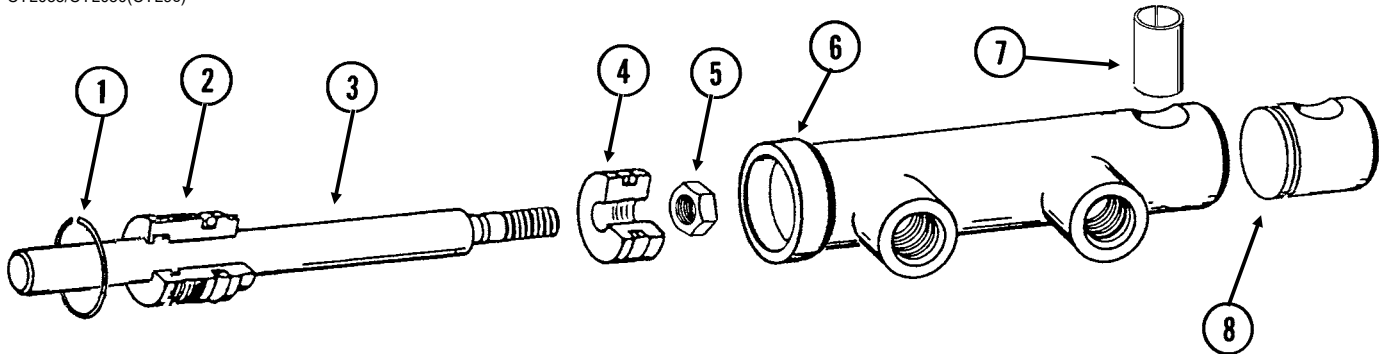
CYL032(CYL14c)



ITEM	PART NO.	QTY. (Per Cylinder)	DESCRIPTION
1	GD11950	1	Clevis
2	GD12501	1	Rod
3	GD11999	1	Gland
4	A6524	1	Barrel <b>(Non-Stock Item)</b>
5	G10939	1	Hex Head Cap Screw, 3/8"-16 x 2 1/4"
	G10108	1	Lock Nut, 3/8"-16
6	GD12502	1	Piston
7	G10958	1	Lock Nut, 1"-14
A	GA8911	-	Cylinder Complete, 3" x 16" <i>(Part Number Stamped On Barrel)</i>
B	GR1526	-	Seal Kit, Includes: (1) Wear Ring, (1) T-Seal, (2) O-Rings, (1) BU Ring, (1) U-Cup, (1) Wiper

Transport Latch Cylinder, All Sizes

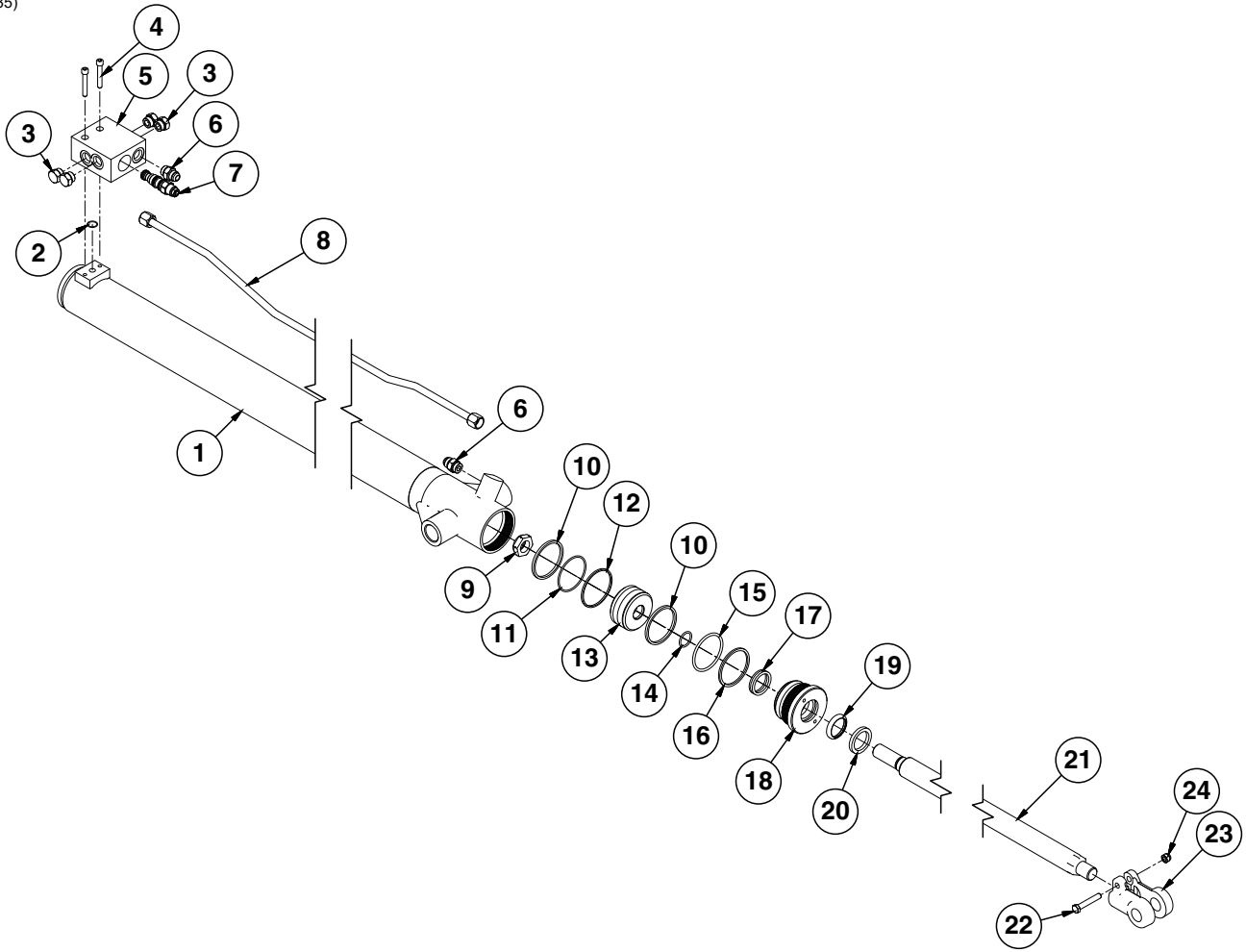
CYL035/CYL050(CYL9c)



ITEM	PART NO.	QTY.	DESCRIPTION
1	G10770	1	Internal Retaining Ring, 1 1/16"
2	GD13170	1	Gland
3	GD13425	1	Rod
4	GD13172	1	Piston
5	GD27232	1	Nylon Lock Nut, 1/2"-20, Grade 8
6	D13426	1	Barrel <b>(Non-Stock Item)</b>
7	GD13400	1	Tension Bushing, 1" x 2" Long
8	GD13173	1	End Cap
A	GA9559	-	Cylinder Complete, 1 1/2" x 2 1/2" <i>(Part Number Stamped On Barrel)</i>
B	GR1598	-	Seal Kit, Includes: (3) O-Rings, (2) BU Rings, (1) Rod Wiper, (1) T-Seal, (1) Bronze Bushing, (1) Seal, (1) U-Cup

**This page left blank intentionally.**

(IP1535)

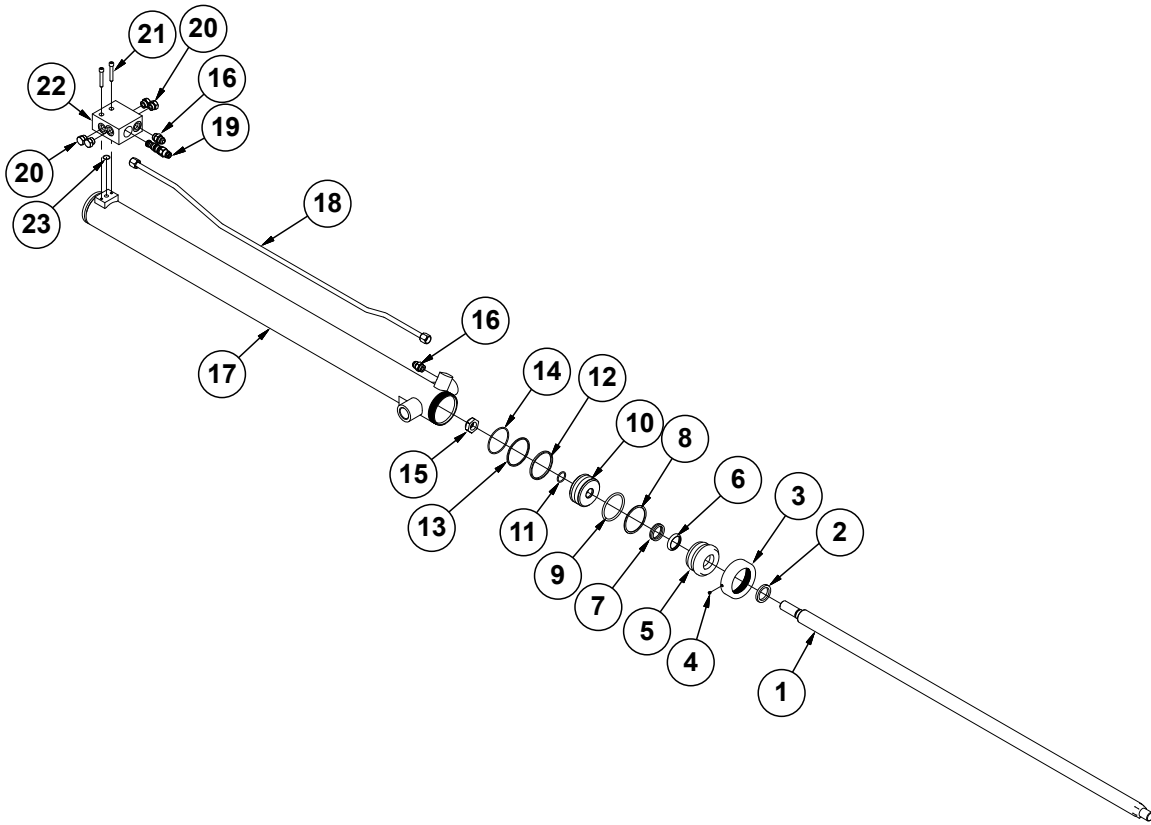


ITEM	PART NO.	QTY. (Per Cylinder)	DESCRIPTION
1	GA8884	1	Barrel
2	*D12239	1	O-Ring, No. 016
3	G6408-08 GR1037	2 -	Plug W/O-Ring, 3/4"-16 O-Ring O-Ring
4	G10932	2	Hex Socket Head Cap Screw, 5/16"-18 x 2", Grade 8
5	GD11579	1	Block
6	G6400-08 GR1037	2 -	Connector W/O-Ring, 3/4"-16 Male JIC To O-Ring O-Ring
7	GA8882 GR1517	1 -	Counter Balance Valve Seal Kit For Counter Balance Valve, Includes: (3) O-Rings, (3) BU Rings
8	GA8888	1	Steel Hydraulic Line, 43 <sup>11</sup> / <sub>16</sub> "
9	GD27235	1	Nylon Lock Nut, 1"-14, Grade 8
10	*D12050	2	Piston Ring, 3"
11	*D12051	1	Piston Seal, 3"
12	*D12209	1	Energizer Seal, 3"
13	GD30632	1	Piston Cylinder
14	*D29649	1	O-Ring, No. 215
15	*D12202	1	O-Ring, No. 334
16	*D12203	1	BU Ring
17	*D12252	1	U-Cup
18	GD12518	1	Gland
19	*D12206	1	Wiper, 1 1/2"
20	GD12103	1	Ring
21	GD30631	1	Cylinder Rod, 1 1/2"
22	**G10939	1	Hex Head Cap Screw, 3/8"-16 x 2 1/4"
23	**GD30859	1	Clevis Rod
24	**G10108	1	Lock Nut, 3/8"-16
A	GA21487	---	Cylinder Complete, 3" x 48" ( <i>Part Number Stamped On Barrel</i> )
B	GR2223	---	Seal Kit (Cylinder), Includes: (1) Wiper, (1) U-Cup, (7) O-Rings, (4) BU Rings, (1) Seal, (1) Seal Expander, (2) Cast Iron Rings

\*Item is part of seal kit, item can not be purchased individually.

\*\*Items is not part of GA21487, must purchase separately.

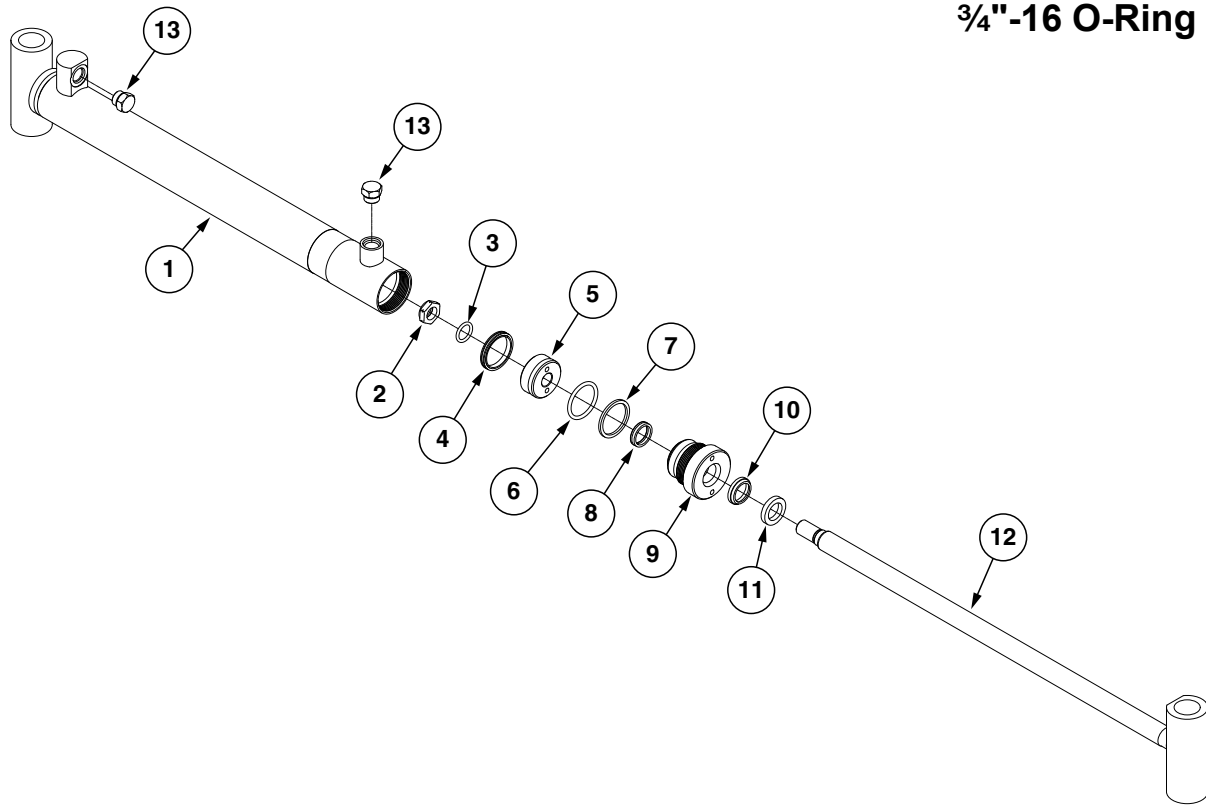
(IP1551)



ITEM	PART NO.	QTY. (Per Cylinder)	DESCRIPTION
1	GD30631	1	Cylinder Rod, 1½"
2	GD12103	1	Ring
3	GD13303	1	Cap
4	G10907	1	Set Screw, ¼"-20 x ¼"
5	GD13302	1	Gland
6	GD12206	1	Wiper, 1½"
7	*D12252	1	U-Cup
8	*D12228	1	Back-Up Ring
9	*D12227	1	O-Ring, No. 336
10	GD30697	1	Piston
11	*D29649	1	O-Ring, No. 215
12	*D12110	2	Cast Iron Piston Ring
13	*D12257	1	Energizer Seal
14	*D12108	1	Piston Seal
15	GD27235	1	Nylon Lock Nut, 1"-14, Grade 8
16	G6400-08 GR1037	2	Connector W/O-Ring, ¾"-16 Male JIC To O-Ring O-Ring
17	GA24695	1	Barrel
18	GA8888	1	Steel Hydraulic Line, 43 <sup>11</sup> / <sub>16</sub> "
19	GA8882	1	Counter Balance Valve
20	G6408-08 GR1037	4 -	Plug W/O-Ring, ¾"-16 O-Ring O-Ring
21	G10932	2	Hex Socket Head Cap Screw, 5/16"-18 x 2", Grade 8
22	GD11579	1	Manifold Block
23	GD12239	1	O-Ring, No. 016
A	GA24694	-	Cylinder Complete, 3¼" x 48" (Part Numbered Stamped on Barrel)
B	GR2274	-	Seal Kit, Includes: (1) Wiper, (1) U-Cup, (3) O-Rings, (1) BU Ring, (1) T-Seal, (1) Cast Iron Piston Ring, (1) Piston Seal, and (1) Energizer Seal

\*Item is part of seal kit, item can not be purchased individually.

(IP1527) 3/4"-16 O-Ring Ports



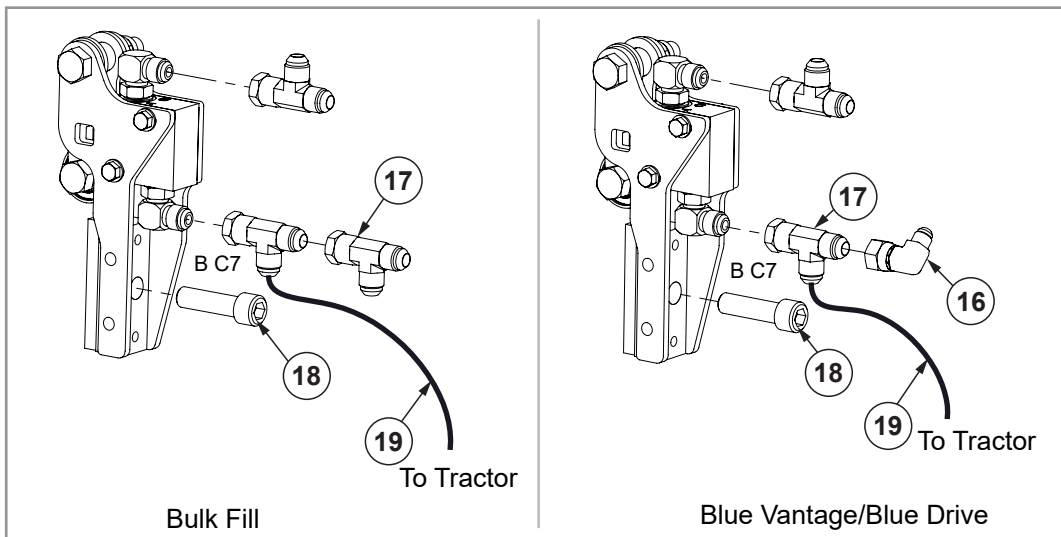
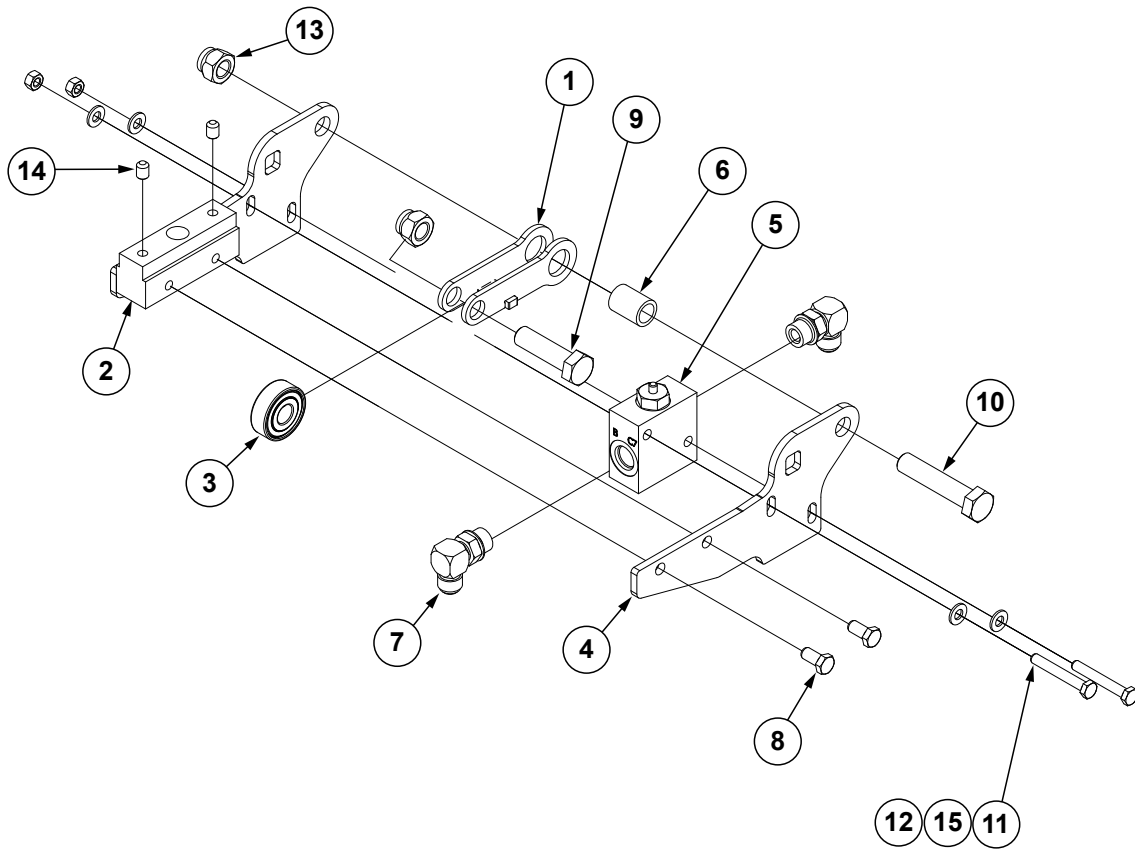
ITEM	PART NO.	QTY.	DESCRIPTION
1	A9442	1	Barrel
2	GD27233	1	Nylon Lock Nut, 3/4"-16, Grade 8
3	*D29692	1	O-Ring, No. 211
4	*A26166	1	BP Seal
5	GD29689	1	Piston
6	*D12235	1	O-Ring, No. 326
7	*D12236	1	Back-Up Ring
8	*D12256	1	U-Cup
9	GD12510	1	Gland
10	*D12233	1	Wiper Rod
11	GD12101	1	Ring
12	GA21159	1	Rod
13	G6408-08	2	Plug W/O-Ring, 3/4"-16 O-Ring
	GR1037	-	O-Ring
A	GA21158	-	Cylinder Complete, 2" x 20 <sup>1</sup> / <sub>16</sub> " (Part Number Stamped On Barrel)
B	GR2229	-	Seal Kit, Includes: (1) Wiper, (2) U-Cup, (3) O-Rings, (1) BU Ring, (1) BP Seal, (1) Instruction Sheet

\*Item is part of seal kit, item can not be purchased individually.



**This page left blank intentionally.**

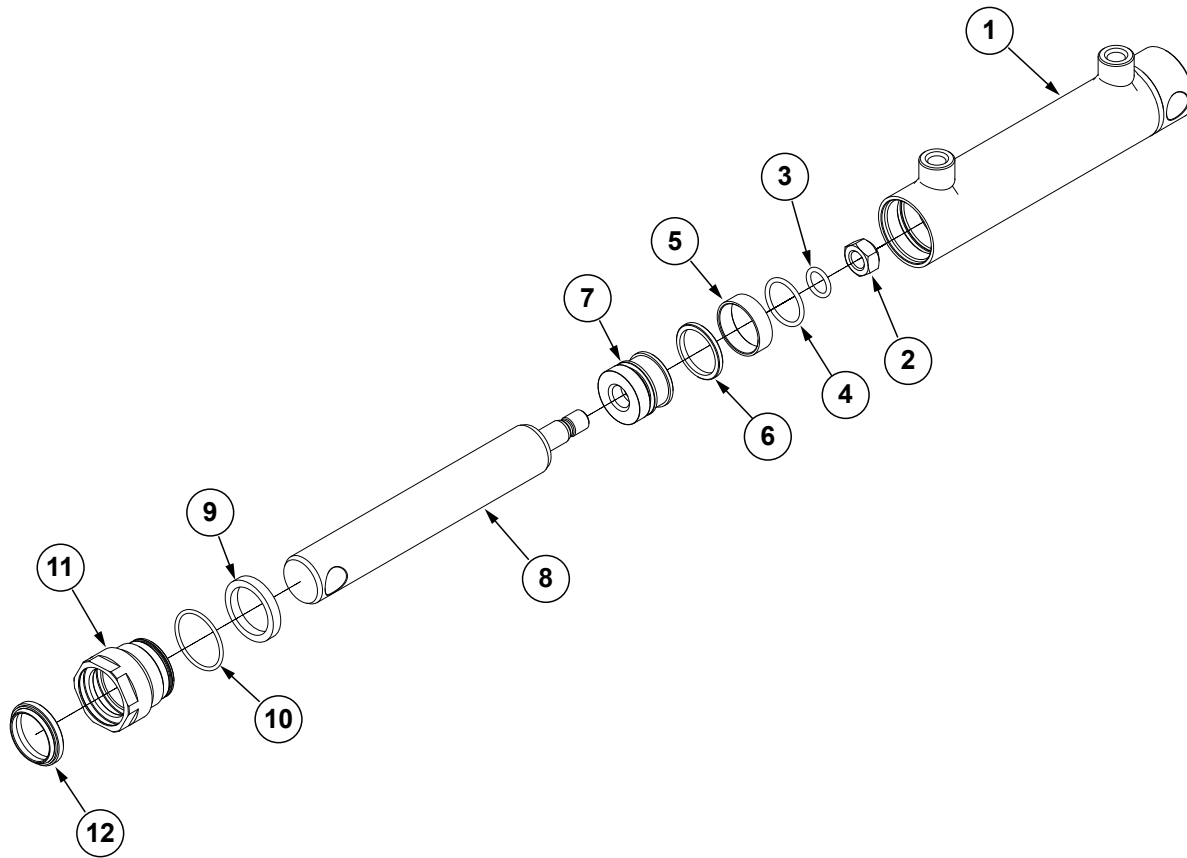
(A24497/101550)



ITEM	PART NO.	QTY.	DESCRIPTION
1	GA24495	1	Check Valve Mount
2	GA24496	1	Block Mount
3	GA2014	1	Bearing, 5/8"
4	GD35573	1	Side Mount Plate
5	GA24715	1	Plunger Valve
	GR1254	-	Valve
	GR1090	-	Check Valve Block
6	GD3180-05	1	Sleeve, 5/8" I.D. x 7/8" O.D. x 1 3/16" Long
7	G6801-08	2	Elbow W/O-Ring, 90°, 3/4"-16 Male JIC To O-Ring
	GR1037	-	O-Ring
8	G10002	2	Hex Head Cap Screw, 3/8"-16 x 3/4"
9	G10006	1	Hex Head Cap Screw, 5/8"-11 x 2 1/4"
10	G10010	1	Hex Head Cap Screw, 5/8"-11 x 3"
11	G10069	2	Hex Head Cap Screw, 5/16"-18 x 2 1/4"
12	G10106	2	Hex Nut, 5/16"-18
13	G10107	2	Lock Nut, 5/8"-11
14	G10120	2	Hex Socket Set Screw, 3/8"-16 x 1/2"
15	G11386	4	Flat Washer, 5/16" SAE
16	G6500-06-08	1	90° Swivel Elbow, 9/16"-18 x 3/4"-16
17	G6502-08	1	Swivel Elbow, 45°, 3/4"-16 Male JIC To Female
18	G11859	1	Hex Socket Head Cap Screw, 5/8"-11 x 2 1/4"
19	*A15092-98	1	Hose Assembly, 3/8" x 98" (06F - 08F)

\*Hydraulic hose is not stocked by Kinze Repair Parts.

(IP1531)

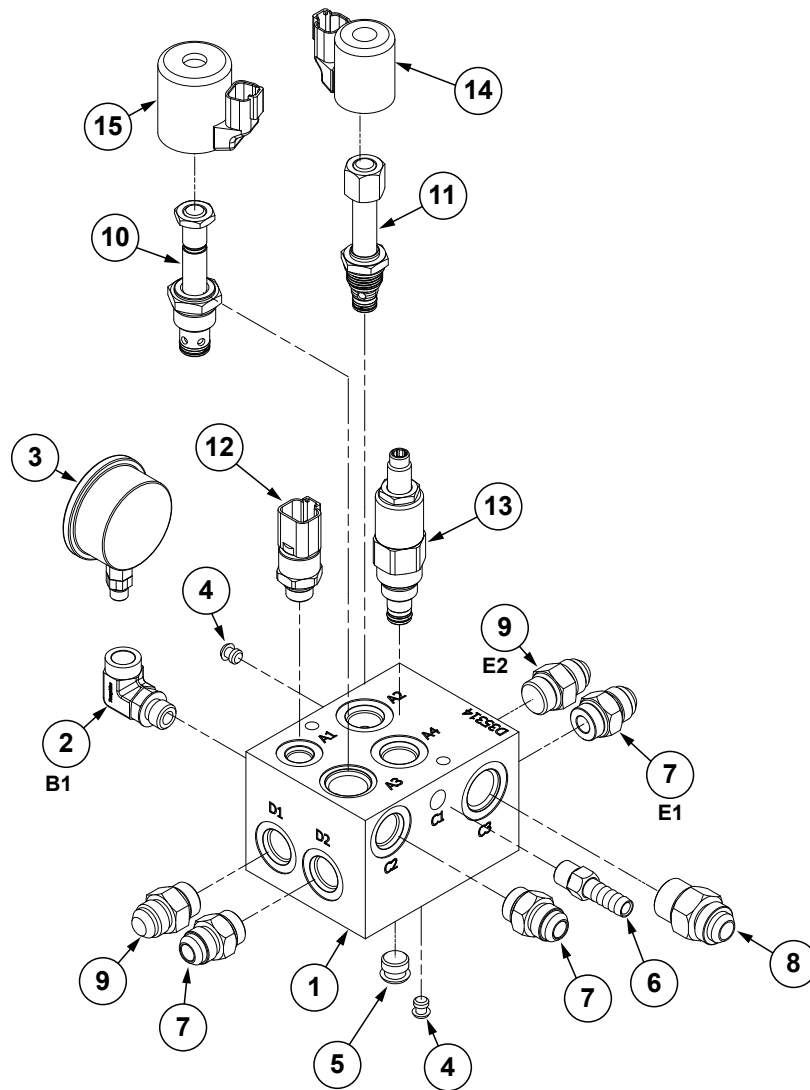


ITEM	PART NO.	QTY.	DESCRIPTION
1	---	1	Barrell (Non-Stock Item)
2	*R2309	1	Piston Nut
3	*R2303	1	O-Ring
4	*R2300	1	Piston O-Ring
5	*R2302	1	Wear Band
6	*R2301	1	Piston Seal
7	*R2308	1	Piston
8	*R2281	1	Cylinder Rod
9	*R2305	1	Rod Seal
10	*R2304	1	O-Ring
11	*R2283	1	Head Gland
12	*R2307	1	Wiper

A	GA25261	-	Cylinder Complete, 1¼" x 4¼"
B	GR2362	-	Piston Rod and Seals Assembly, Includes Items 2-8
C	GR2363	-	Head Gland and Seals Assembly, Includes Items 9-12

\* Item is part of a sub-assembly, item can not be purchased individually.

(A25289)



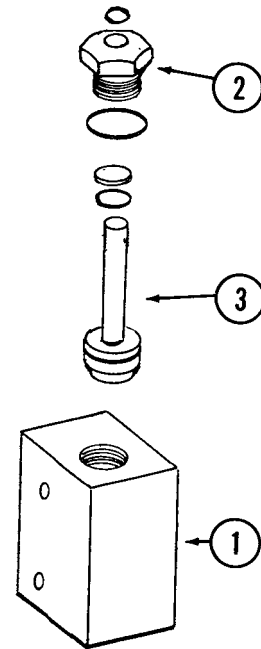
ITEM	PART NO.	QTY.	DESCRIPTION
1	GD35314	1	Manifold Block
2	G6815-06-04	1	90° Adjustable Street Elbow
3	GA26005	1	Pressure Gauge
4	GD29318	2	Plug
5	GD29319	1	Plug
6	GD11700	1	Adapter, 1/4" NPT To 3/8" Barb
7	G6400-08 GR1037	3 -	Connector W/O-Ring, 3/4"-16 Male JIC To O-Ring O-Ring
8	G6400-10 GR1466	1 -	Connector W/O-Ring, 7/8"-14 Male JIC To O-Ring O-Ring
9	GA20252	2	Check Valve
10	GA25390	1	Solenoid, No. 10, Single Poppet
11	GA25389	1	Solenoid, No. 8, Single Poppet
12	G10568101	1	Pressure Sensor
13	GA25982	1	Direct Relief
14	GA25403	1	Coil, 12V
15	GA25404	1	Coil, 12V

(TWL55)

ITEM	PART NO.		QTY.	DESCRIPTION
	Style A*	Style B*		
1	---	---	1	Block (Non-Stock Item)
2	GR1281	**	1	Adapter Plug
3	GR1282	GR2193	1	Piston Rod And Poppet Assembly
A	GA6884	GA6884	-	Stroke Limiter Valve Complete
B	GR1289	---	-	Seal Kit, Includes: (2) O-Rings, (1) BU Ring, (1) Seal
C	---	GR2194	-	Seal Kit, Includes: (2) O-Rings, (1) BU Ring, (1) Seal, (1) Adapter Plug

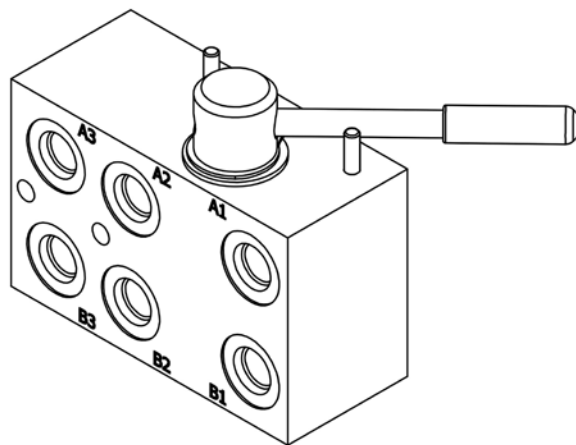
\*Style A and B are determined by block color. Style A block will be yellow/zinc in color and manufactured by Shoemaker Inc. Style B block will be black in color and manufactured by Delta Power Company.

\*\*Item is part of seal kit (GR2194), item can not be purchased individually



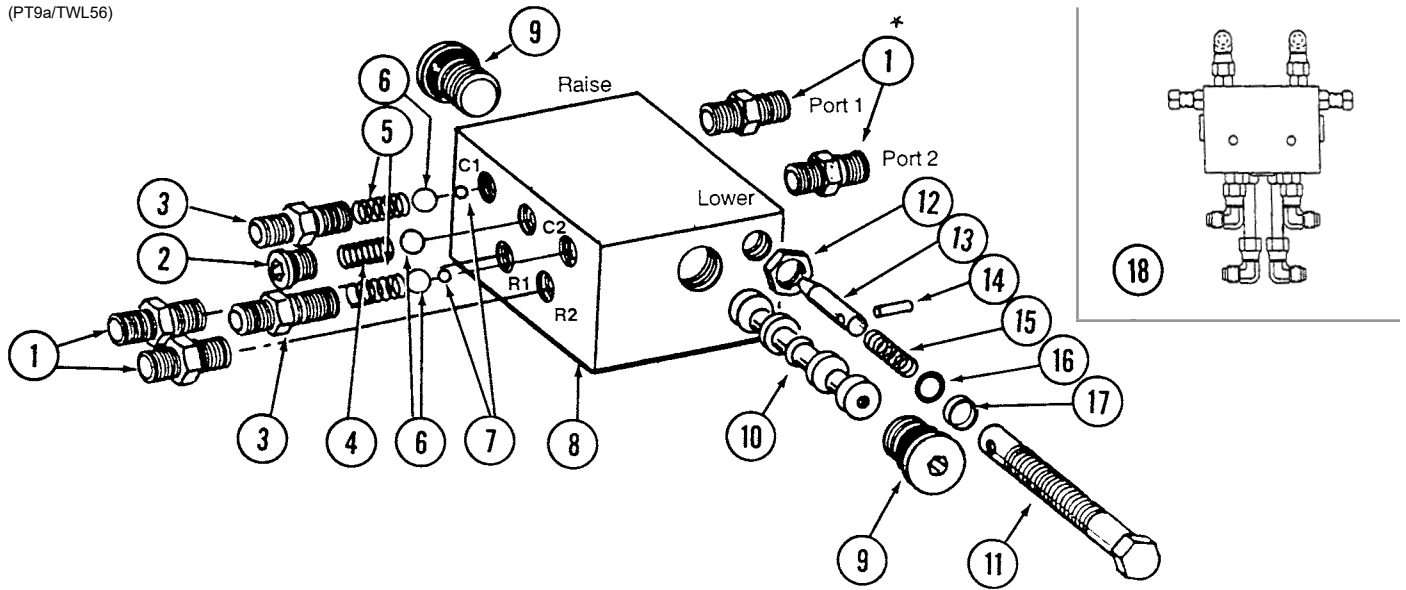
Selector Valve

(A24857)



ITEM	PART NO.	QTY.	DESCRIPTION
A	GA24857	-	Valve Assembly

(PT9a/TWL56)

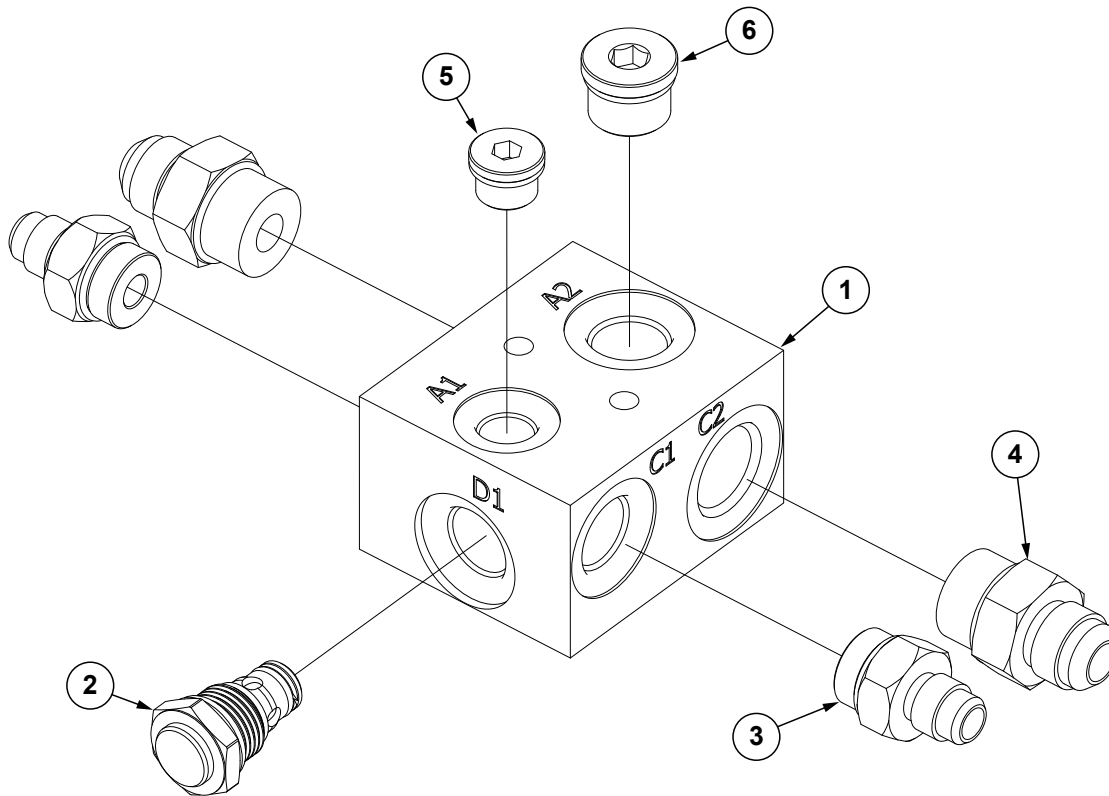


ITEM	PART NO.	QTY.	DESCRIPTION
1	G6400-06 GR1045	4 -	Connector W/O-Ring, 1/16"-18 Male JIC To O-Ring O-Ring
2	*R1034 GR1035	2 -	Hex Socket Plug W/O-Ring O-Ring
3	*R1032 GR1045	2 -	Port Adapter W/O-Ring O-Ring
4	*R1033	1	Detent Spring
5	*R1036	2	Spring
6	*R1044	3	7/16" Check Ball
7	*R1043	2	1/4" Steel Ball
8	---	1	Valve Body ( <b>Non-Stock Item</b> )
9	*R1047 GR1037	2 -	Hex Socket Plug W/O-Ring O-Ring
10	---	-	Spool ( <b>Non-Stock Item</b> )
11	**R1042	2	Adjustment Screw
12	**R1048	2	Hex Jam Nut, 1/2"-20
13	**R1038	2	Needle
14	**R1039	2	Spring Pin
15	**R1046	2	Compression Spring
16	**R1040	2	O-Ring
17	**R1041	2	Teflon BU Ring
18	---	---	<a href="#">See "Planter Hydraulic System, Row Hoppers (6 Row)" on page P149</a>
A	GA5552	-	Valve Assembly Complete (Items 1-17)
B	GA20822	-	Flow Control Assembly Portion Only (Items 11-17)
C	GR2035	-	Detent Kit, Includes: (2) Hex Socket Plug W/O-Ring, (2) Port Adapter W/O-Ring, (1) Detent Spring, (2) Spring, (3) Check Ball, (2) Steel Ball

\*Item is part of detent kit (GR2035), item can not be purchased individually

\*\*Item is part of seal kit (GA20822), item can not be purchased individually.

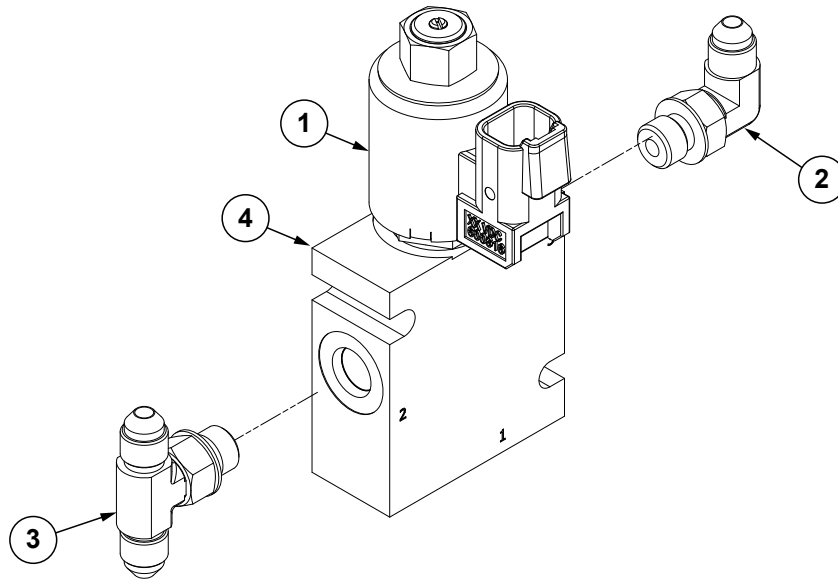
(A24507)



ITEM	PART NO.	QTY.	DESCRIPTION
1	GD33511	1	Valve Block
2	GA21067	1	Check Valve, No. 8
3	G6400-06-08 GR1037	2 -	Connector W/O-Ring, 9/16"-18 Male JIC To 3/4"-16 O-Ring O-Ring
4	G6400-08-10 GR1466	2 -	Connector W/O-Ring, 3/4"-16 Male JIC To 7/8"-14 O-Ring O-Ring
5	G6408-H06-O GR1045	1 -	Hex Socket Head Plug W/O-Ring, 9/16"-18 O-Ring O-Ring
6	G6408-H08-0	1	Hex Socket Head Plug W/O-Ring, 3/4"-16 O-Ring

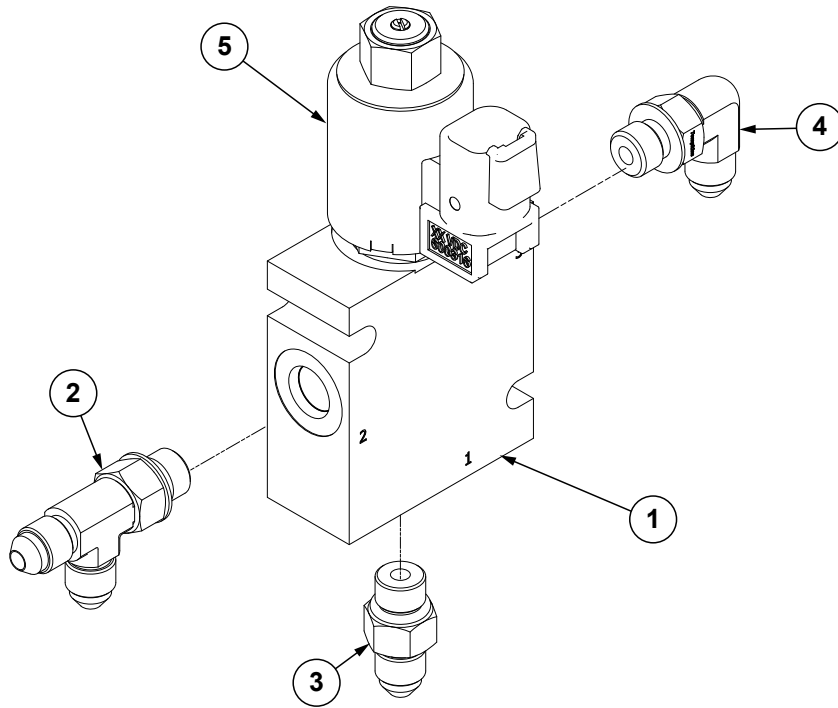


(A25264)



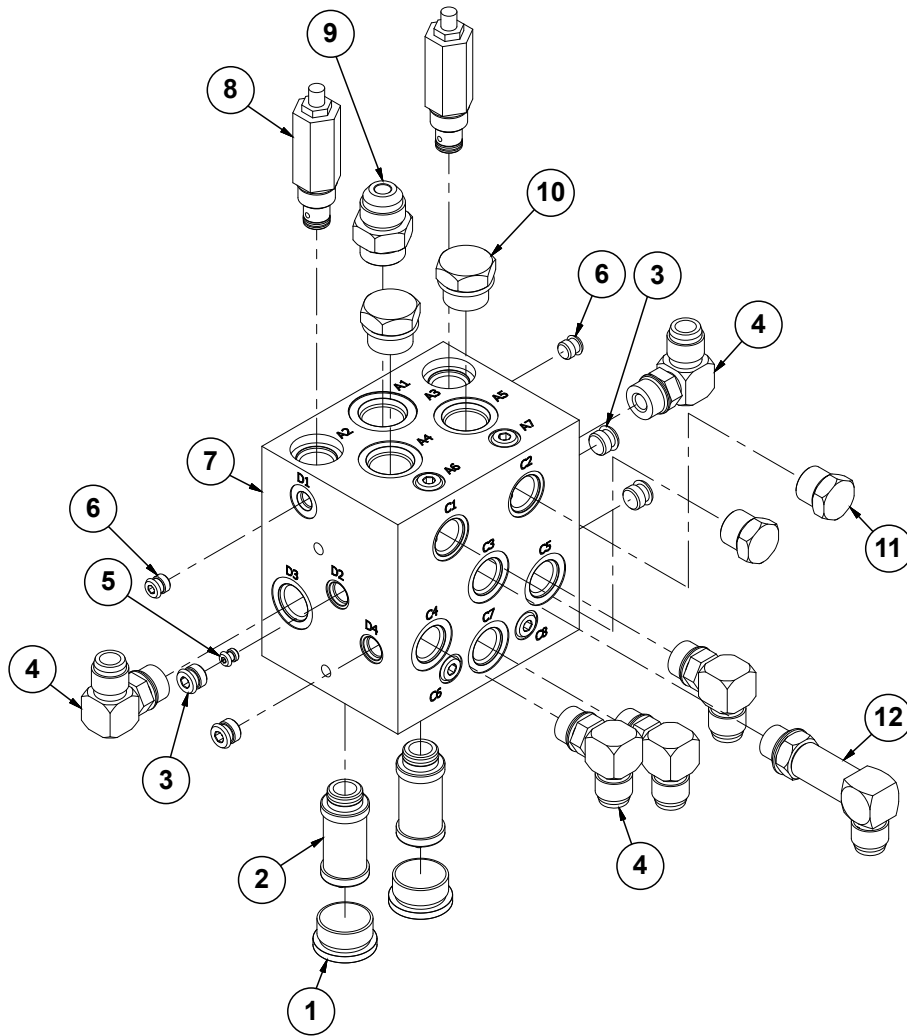
ITEM	PART NO.	QTY.	DESCRIPTION
1	G10941101	1	Manual Override Cartridge Assembly
	G10959201	1	Solenoid Cartridge (Included W/G10941101)
	GR0761	1	Special Hex Nut, 1/2"-20 (Included W/G10941101)
2	G6801-04-04	1	90° Adjustable Elbow, 7/16"-20
3	G6803-04-04-04	1	Adjustable Tee, 7/16"-20
4	GD35271	1	Row Unit Control Block
A	G10945001	-	Row Unit Control Block Sub-Assembly, Items 1 and 4

(A25265)



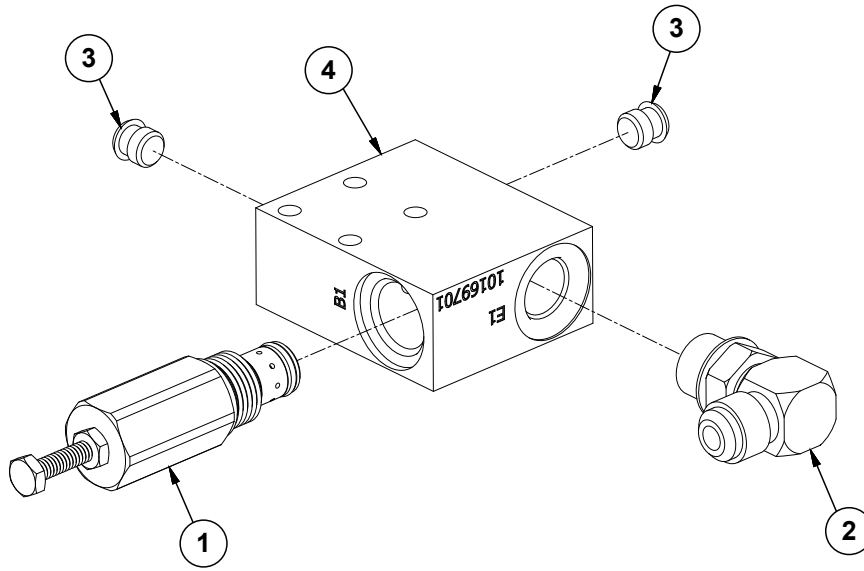
ITEM	PART NO.	QTY.	DESCRIPTION
1	GD35271	1	Row Unit Control Block
2	G6804-04-04-04	1	Adjustable Tee, 7/16"-20
3	G6400-04 GR1465	1 -	Connector W/O-Ring, 7/16"-20 Male JIC To O-Ring O-Ring
4	G6801-04-04	1	90° Adjustable Elbow, 7/16"-20
5	G10941101	1	Manual Override Cartridge Assembly
	G10959201	1	Solenoid Cartridge (Included W/G10941101)
	GR0761	1	Special Hex Nut, 1/2"-20 (Included W/G10941101)
A	G10945001	-	Row Unit Control Block Sub-Assembly, Items 1 and 5

(IP1659)



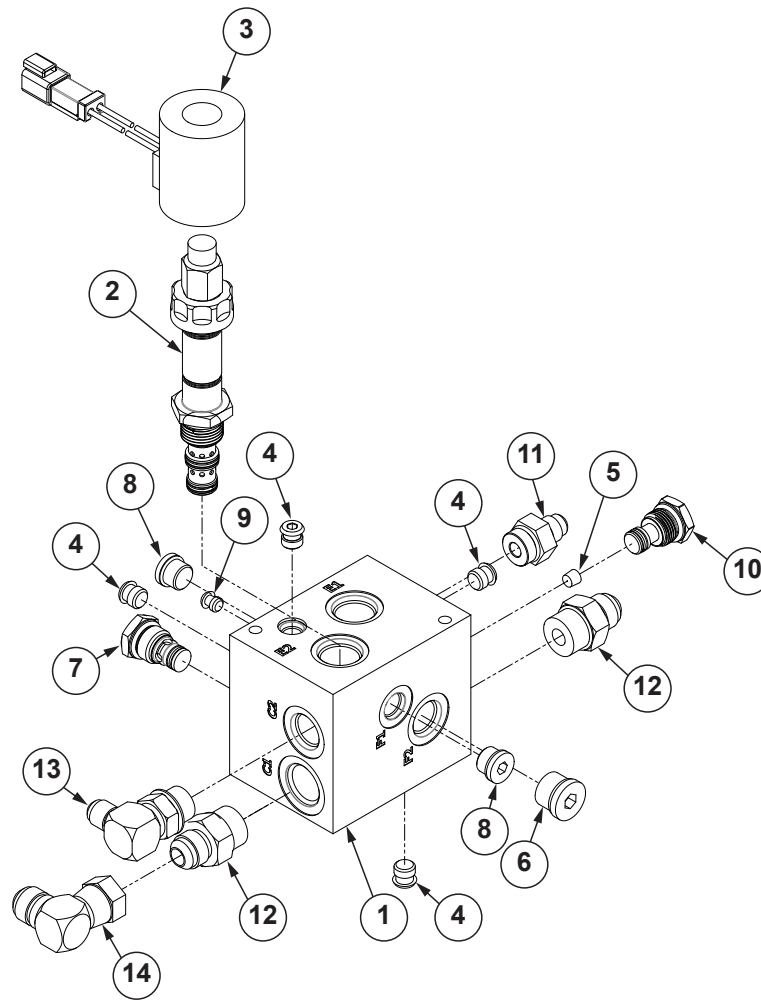
ITEM	PART NO.	QTY.	DESCRIPTION
1	G6408-HHP-16	2	Hex Plug W/O-Ring, 1 <sup>5</sup> / <sub>16</sub> "-12
2	GR2312	2	Cartridge Filter Manifold
3	GD29319	12	Plug
4	G6801-10 GR1466	5	Elbow W/O-Ring, 90°, 7/8"-14 Male JIC To O-Ring
5	GD29318	2	Plug
6	GD29321	2	Plug
7	G10170701	1	Manifold Block
8	G10349401	2	Pressure Relief Valve, 2500 PSI
9	G6400-12 GR1467	1	Connector, W/O-Ring, 1 <sup>1</sup> / <sub>16</sub> "-12 Male JIC To O-Ring
10	G6408-12	2	Plug W/O-Ring, 1 <sup>1</sup> / <sub>16</sub> "-12 O-Ring
11	G6408-10 GR1466	2	Plug W/O-Ring, 7/8"-14 O-Ring
12	G6801-LL-10 GR1466	1	X-Long Elbow W/O-Ring, 90°, 7/8"-14 Male JIC To O-Ring

(IP1700)



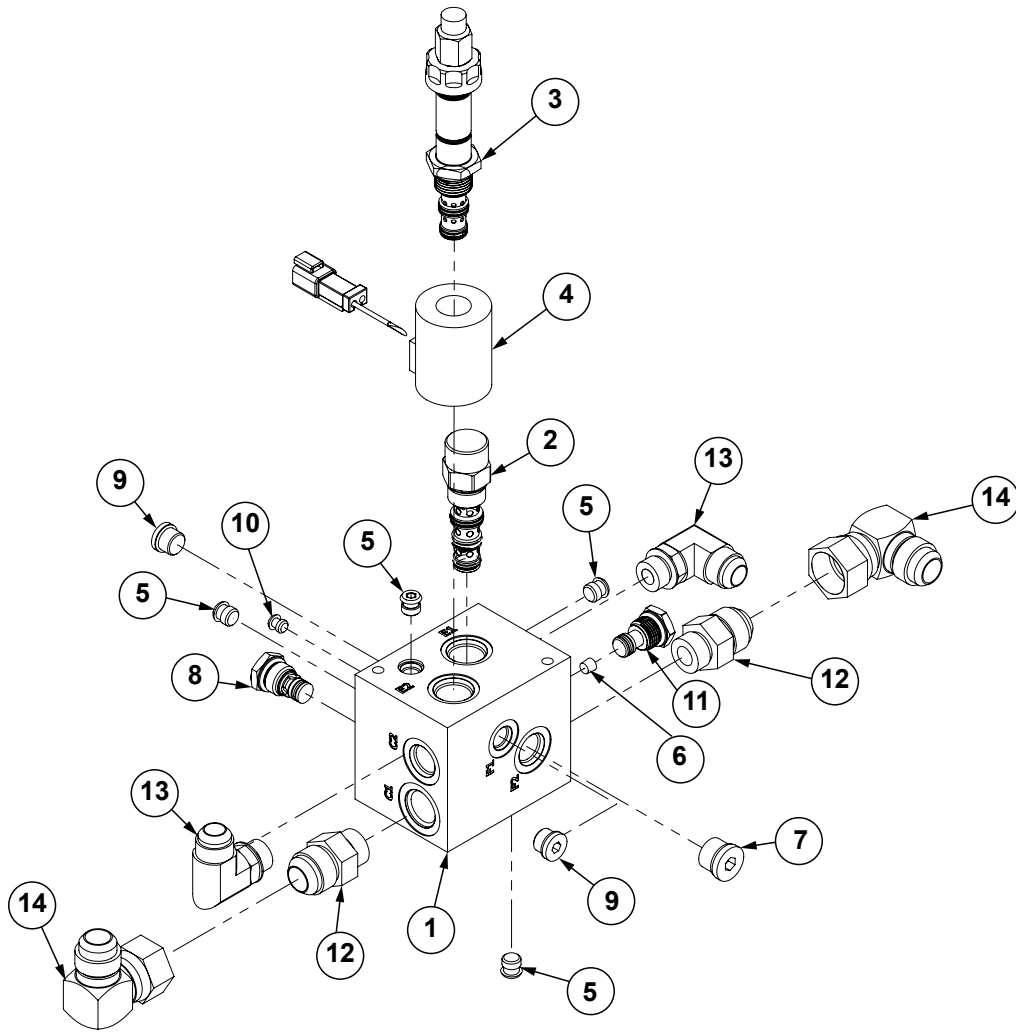
ITEM	PART NO.	QTY.	DESCRIPTION
1	G10053801	1	Adjustable Flow Control Valve
2	G6801-08 GR1037	1 -	Elbow W/O-Ring, 90°, 3/4"-16 Male JIC To O-Ring O-Ring
3	GD29321	2	Plug
4	G10169701	1	Hydraulic Manifold Block

(105241)



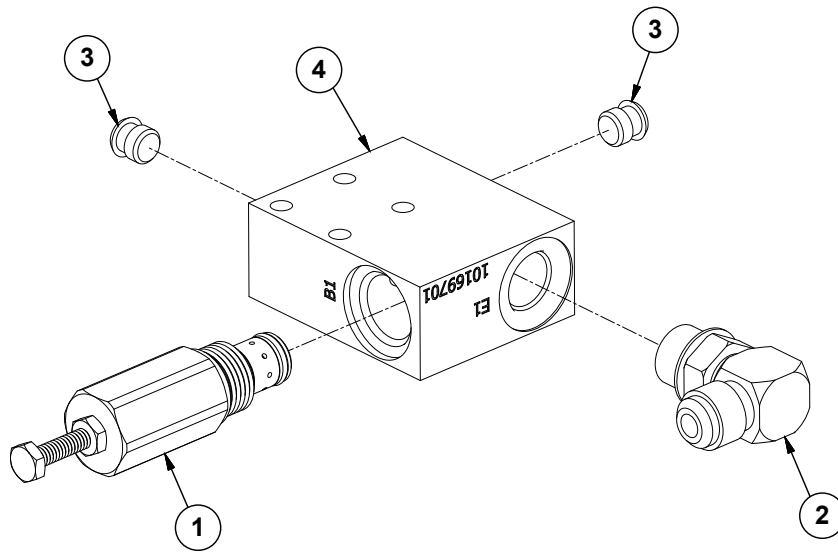
ITEM	PART NO.	QTY.	DESCRIPTION
1	GD30571	1	Bulk Fill Fan Valve Block
2	GA20271	1	Proportional Flow Control, 0-8 GPM
3	GA20272	1	Coil, 12VDC
4	GD29321	4	Plug
5	GD29315	1	Flow Restrictor Orifice, .015" Diameter
6	G6408-H08-0	1	Hex Socket Head Plug W/O-Ring, 3/4"-16
7	GA21067	1	Check Valve, No. 8
8	G6408-H06-O GR1045	2 -	Hex Socket Head Plug W/O-Ring, 9/16"-18 O-Ring O-Ring
9	GD29318	1	Plug
10	GD35422	1	Cavity Plug
11	G6400-06-08 GR1037	1	Connector W/O-Ring, 9/16"-18 Male JIC To 3/4"-16 O-Ring O-Ring
12	G6400-08-10 GR1466	2	Connector W/O-Ring, 3/4"-16 Male JIC To 7/8"-14 O-Ring O-Ring
13	G6801-06-08 GR1037	1	Elbow W/O-Ring, 90°, 9/16"-18 Male JIC To 3/4"-16 O-Ring O-Ring
14	G6500-08	1	Swivel Elbow, 90°, 3/4"-16 Male JIC To Female

(10382201)



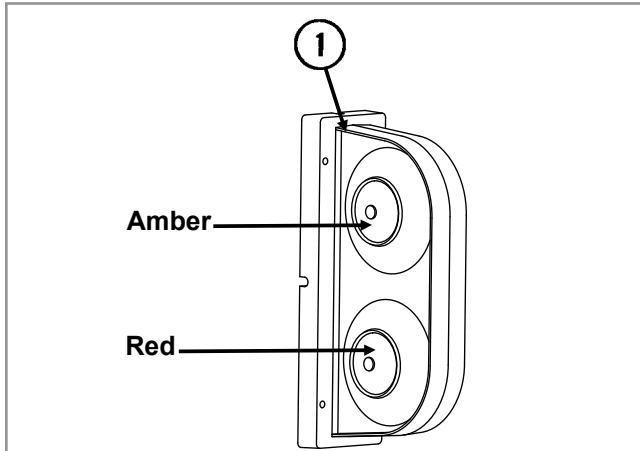
ITEM	PART NO.	QTY.	DESCRIPTION
1	GD30571	1	Bulk Fill Fan Valve Block
2	GA20270	1	Pressure Compensator, 150 PSI
3	GA20271	1	Proportional Flow Control, 0-8 GPM
4	GA20272	1	Coil, 12VDC
5	GD29321	4	Plug
6	GD29315	1	Flow Restrictor Orifice, .015" Diameter
7	G6408-H08-0	1	Hex Socket Head Plug W/O-Ring, 3/4"-16
8	GA21067	1	Check Valve, No. 8
9	G6408-H06-O GR1045	2 -	Hex Socket Head Plug W/O-Ring, 9/16"-18 O-Ring O-Ring
10	GD29318	1	Plug
11	GD35422	1	Cavity Plug
12	G6400-12-10	1	Connector W/O-Ring, 1 1/16"-12 JIC To 7/8"-14 O-Ring
13	G6801-10-08 GR1037	1 -	Elbow W/O-Ring, 90°, 7/8"-14 Male JIC To 3/4"-16 O-Ring O-Ring
14	G6500-12	1	Swivel Elbow, 90°, 1 1/16"-12 Male JIC To Female
15	G6400-08-10 GR1466	1	Connector W/O-Ring, 3/4"-16 Male JIC To 7/8"-14 O-Ring O-Ring
16	G6801-06-08 GR1037	1	Elbow W/O-Ring, 90°, 9/16"-18 Male JIC To 3/4"-16 O-Ring O-Ring
17	G6500-08	1	Swivel Elbow, 90°, 3/4"-16 Male JIC To Female

(IP1700)

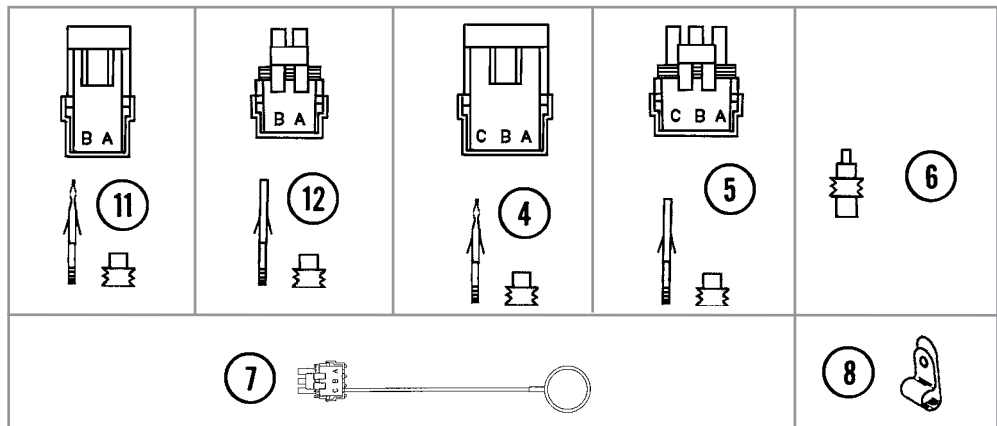
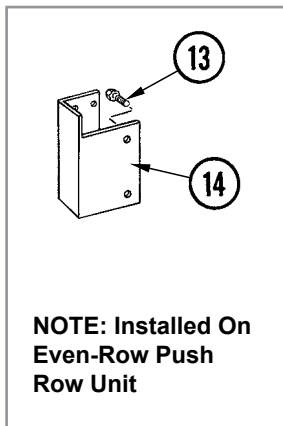
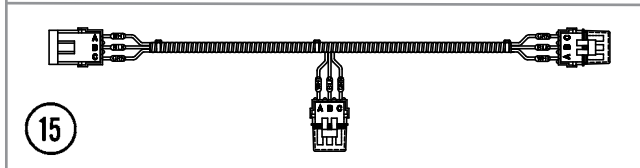
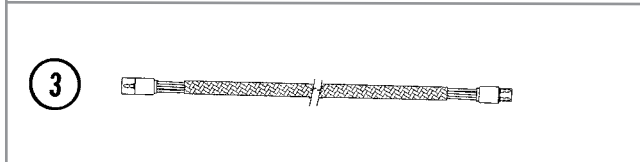
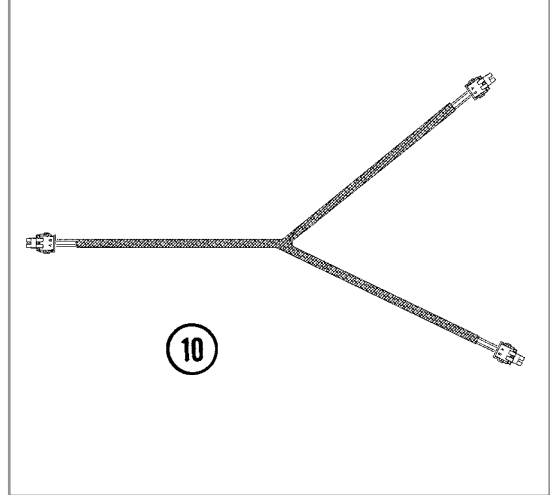
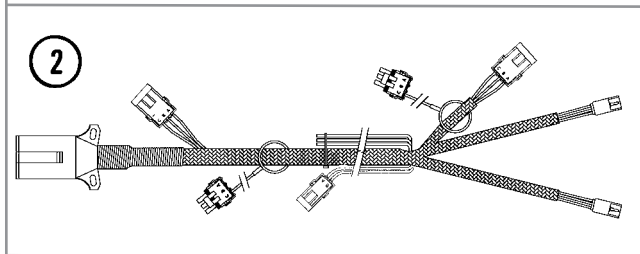
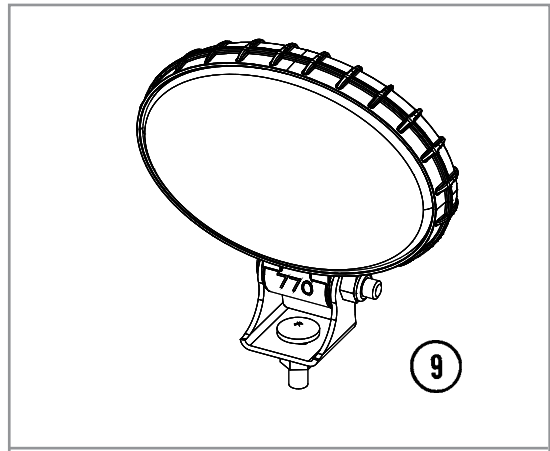


ITEM	PART NO.	QTY.	DESCRIPTION
1	G10053801	1	Adjustable Flow Control Valve
2	G6801-08 GR1037	1	Elbow W/O-Ring, 90°, 3/4"-16 Male JIC To O-Ring O-Ring
3	GD29321	2	Plug
4	G10169701	1	Hydraulic Manifold Block

(TWL23/A9152a/ELC38/MTR27/MTR27a/ELC8/ELC39/A9689/A10924)



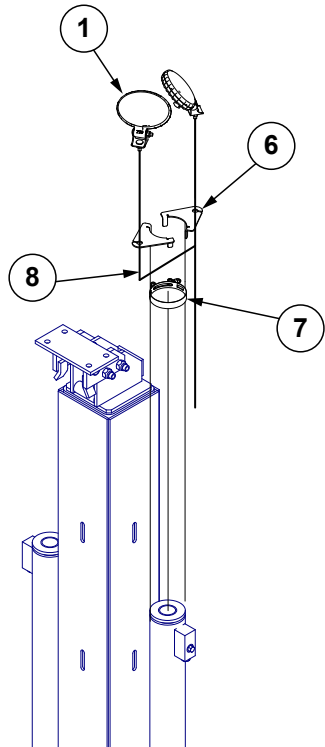
[See "Frame Assembly" on page P121](#)



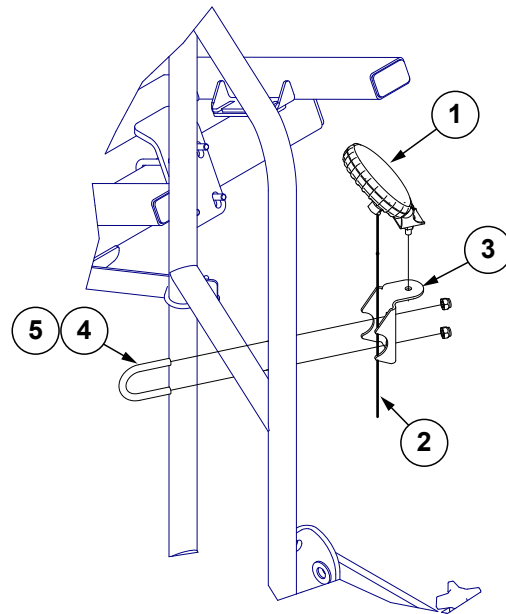


ITEM	PART NO.	QTY.	DESCRIPTION
1	G10842301	1	Double Light Assembly
	G10842401	1	Double Light Assembly (Shown)
2	GA9152	-	Wiring Harness W/7 Terminal Female Connector, 516" (2 Light Connections), 6 Row 30"
	GA9153	-	Wiring Harness W/7 Terminal Female Connector, 564" (2 Light Connections), 8 Row 30"
	GA5385	-	7 Terminal Female Connector (Included W/GA9152 and GA9153)
3	GA9096	2	Harness Extension, 42"
4	G1K248	-	3-Pin Female Connector Kit (Black), Includes: (3) 3-Pin Female Housings, (9) Pin Contacts, (9) Seals
5	G1K252	-	3-Pin Male Connector Kit (Black), Includes: (3) 3-Pin Male Housings, (9) Socket Contacts, (9) Seals
6	GD11089	-	Sealing Plug
7	GA8047	-	Dust Plug (Black)
8	GD6291	1-2	Insulated Clamp, 3/8"
	GD22965	-	Insulated Clamp, 1/4"
	G11091	-	Serrated Flange Nut, 3/8"-16
9	GA18486	2	Work Light Assembly
	GR1923	-	Bulb H3-55W
10	GA10924	1	Wiring Harness, 348"
11	G1K321	-	2-Pin Female Connector Kit (Black), Includes: (3) 2-Pin Female Housings, (6) Pin Contacts, (6) Seals
12	G1K320	-	2-Pin Male Connector Kit (Black), Includes: (3) 2-Pin Male Housings, (6) Socket Contacts, (6) Seals
13	G10001	2	Hex Head Cap Screw, 3/8"-16 x 1"
	G10229	2	Lock Washer, 3/8"
	G10101	2	Hex Nut, 3/8"-16
14	GA9130	1	Push Row Unit Light Bracket
15	GA13551	-	Tee Junction Harness

(A24505/A24506)



Conventional

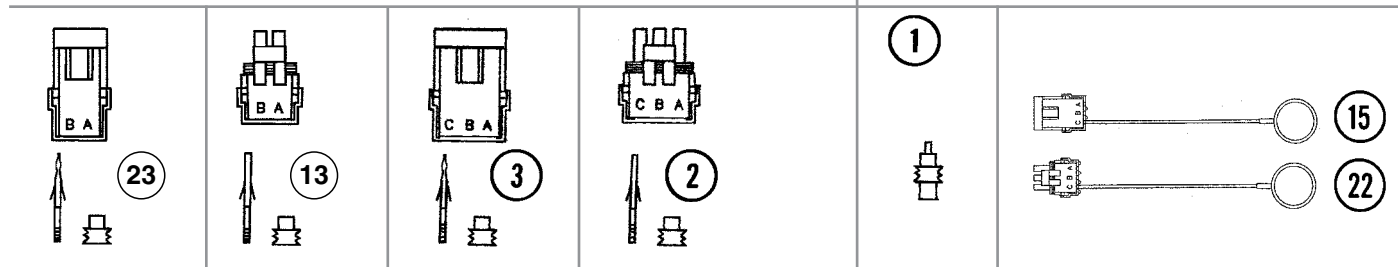
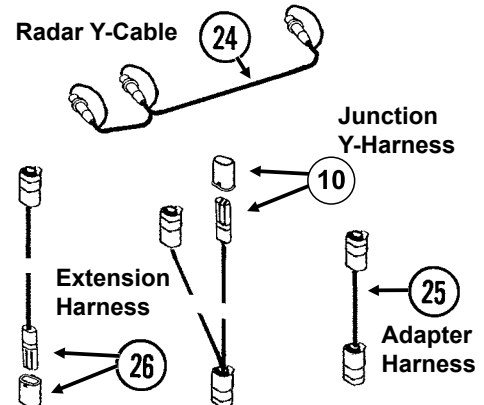
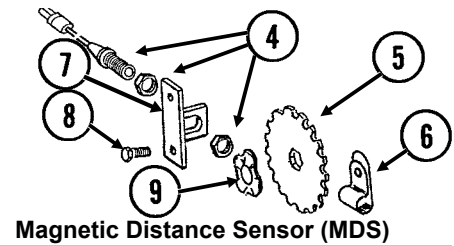
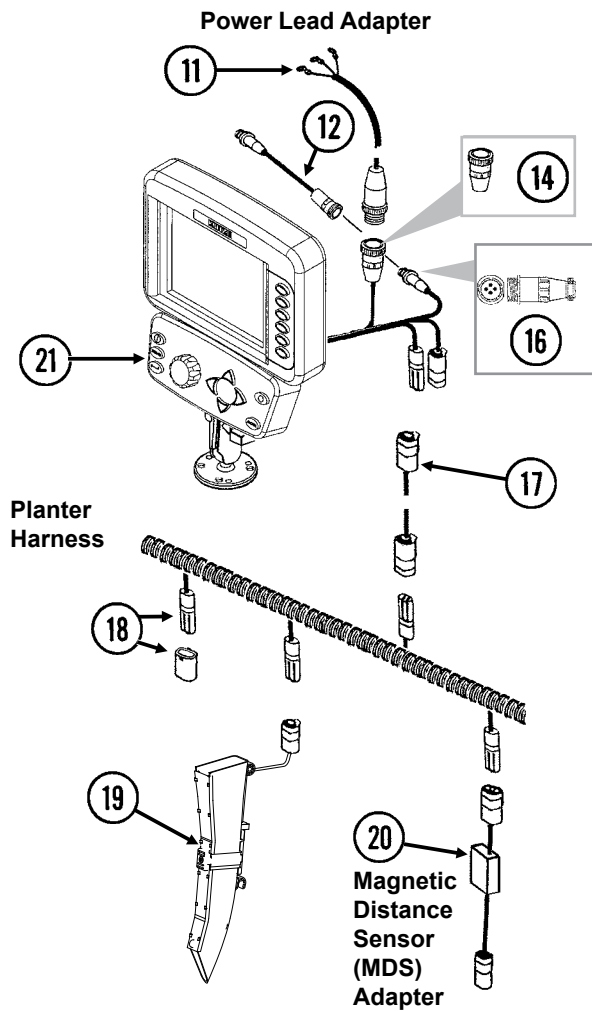


Bulk Fill

ITEM	PART NO.	QTY.	DESCRIPTION
1	GA18486	2	LED Work Light Assembly
2	GA24605	1	Work Light Wire Harness
3	GD26989	2	Work Light Bracket
4	GD27190	2	U-Bolt, 1½" x ⅜"-16
5	G11091	4	Serrated Flange Nut, ⅜"-16
6	GD16046	2	Bracket, 4¼" x 4"
7	G11160	1	T-Bolt Clamp, 3¾", Stainless Steel
8	GA24501	1	Work Light Wire Harness

**This page left blank intentionally.**

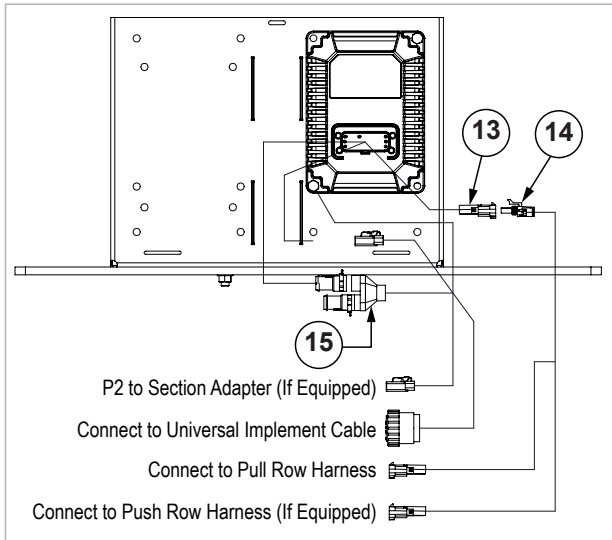
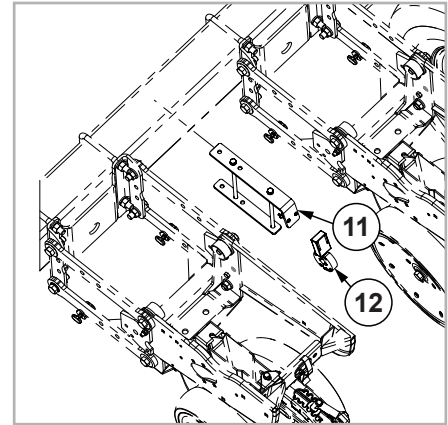
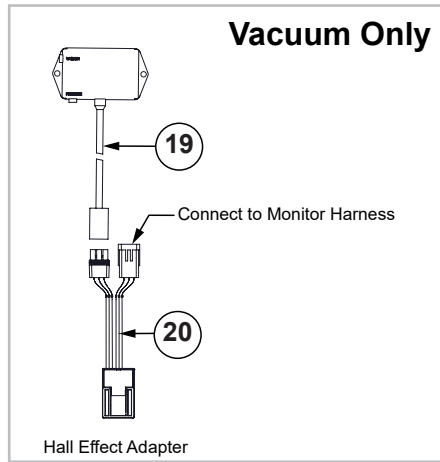
(MTR58)



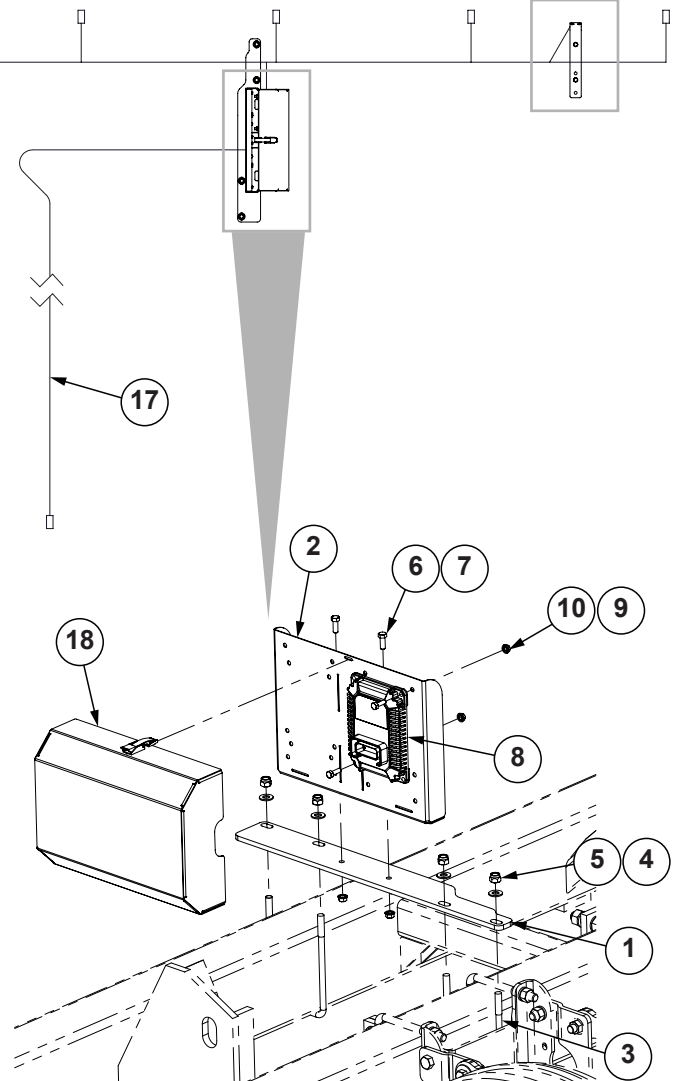
ITEM	PART NO.	QTY.	DESCRIPTION
1	GD11089	-	Sealing Plug
2	G1K252	-	3-Pin Male Connector Kit (Black), Includes: (3) 3-Pin Male Housings, (9) Socket Contacts, (9) Seals
	G1K363	-	3-Pin Male Connector Kit (Blue), Includes: (3) 3-Pin Male Housings, (9) Socket Contacts, (9) Seals
3	G1K248	-	3-Pin Female Connector Kit (Black), Includes: (3) 3-Pin Female Housings, (9) Pin Contacts, (9) Seals
	G1K362	-	3-Pin Female Connector Kit (Blue), Includes: (3) 3-Pin Female Housings, (9) Pin Contacts, (9) Seals
4	GA5600	1	Magnetic Distance Sensor
5	GD8751	-	Magnetic Distance Sensor Pulse Wheel
6	GD13348	-	Insulated Clamp, 1 1/16"

ITEM	PART NO.	QTY.	DESCRIPTION
7	GD8770	1	Bracket
8	G11124	2	Hex Serrated Flange Cap Screw, 3/8"-16 x 1"
	G10229	2	Lock Washer, 3/8"
	G10101	2	Hex Nut, 3/8"-16
9	GD8771	1	Spring Wave Washer
10	GA7853	-	Junction Y-Harness W/Dust Cap
	GB1090	-	Dust Cap (Included W/GA7853)
11	GA17547	1	Power Adapter Cable
12	GA9144	-	Monitor/Radar Adapter Cable, 10"
13	G1K320	-	2-Pin Male Connector Kit (Black), Includes: (3) 2-Pin Male Housings, (6) Socket Contacts, (6) Seals
14	G1K268	-	Console Cable Connector Kit, Includes: (1) Cable Clamp, (1) 3-Pin Connector, (1) Lock Ring, (3) Female Terminal Pins
15	GA8046	-	Dust Plug (Black)
	GA9978	-	Dust Plug (Blue)
16	G1K322	-	4-Pin Connector Kit W/Male Housing, Includes: (4) Female Socket Contacts And (1) Cable Clamp
17	---	-	Included In Light Wiring Harness, See Item 2, <a href="#">page P197</a>
18	GA8021	-	Planter Harness W/Dust Caps, 4 Row (7 Connectors)
	GA8022	-	Planter Harness W/Dust Caps, 6 Row (9 Connectors) (6 Row Mechanical)
	GA7850	-	Planter Harness W/Dust Caps, 8 Row (12 Connectors)
	GB1090	-	(6 Row Vacuum and 8 Row Mechanical/Vacuum) Dust Cap (Included W/GA8021, GA8022, and GA7850)
19	G10745401	-	Seed Tube W/Computerized Sensor
	GA20902	-	Seed Tube (With Holes For Sensor Installation)
20	GA7859	1	Magnetic Distance Sensor Adapter (Analog To Digital)
21	8647x	1	KPM III Backlit Console W/Brush (Item 23), Dust Plug (Item 22), Console Mounting Bracket Hardware And Power Harness
	GA12403	-	Mounting Bracket Assembly, Includes: (2) Mounting Brackets, (2) Connector Halves, (1) Compression Spring, (1) Tension Knob, (1) 1/4"-20 x 1 3/4" Hex Head Cap Screw, (1) 1/4" Plastic Washer, (1) 1/4" Steel Washer
	GR1762	-	Console Mounting Bracket Hardware Package, Includes: (3) No. 10-32 x 5/8" Hex Socket Pan Head Plated Screws, (3) 1/4" Plated Lock Washers
	GA16082	-	KPM III Console Power Harness
22	GA8047	-	Dust Plug (Black)
	GA9978	-	Dust Plug (Blue)
23	G1K321	-	2-Pin Female Connector Kit (Black), Includes: (3) 2-Pin Female Housings, (6) Pin Contacts, (6) Seals
24	GR0586	1	Radar Y-Cable (Used To Connect Radar Distance Sensor For Multiple Functions)
25	GA7857	-	Adapter Harness, 1'
26	GA7854	-	Extension Harness W/Dust Cap, 15'
	GA7855	-	Extension Harness W/Dust Cap, 30'
	GB1090	-	Dust Cap (Included W/GA7854 and GA7855)
A	GA6147	-	Magnetic Distance Sensor And Mounting Package (Items 4-9)
B	GR1763	-	KPM III Loaner (Display Only)

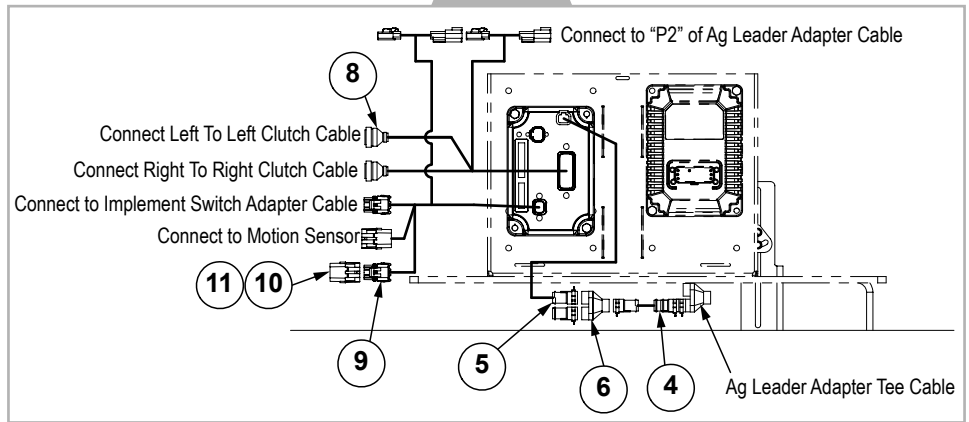
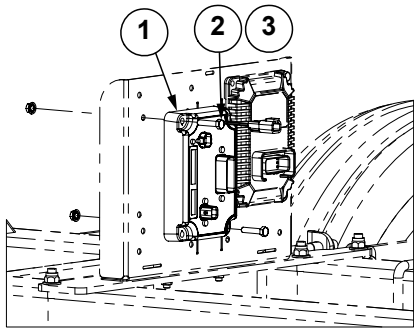
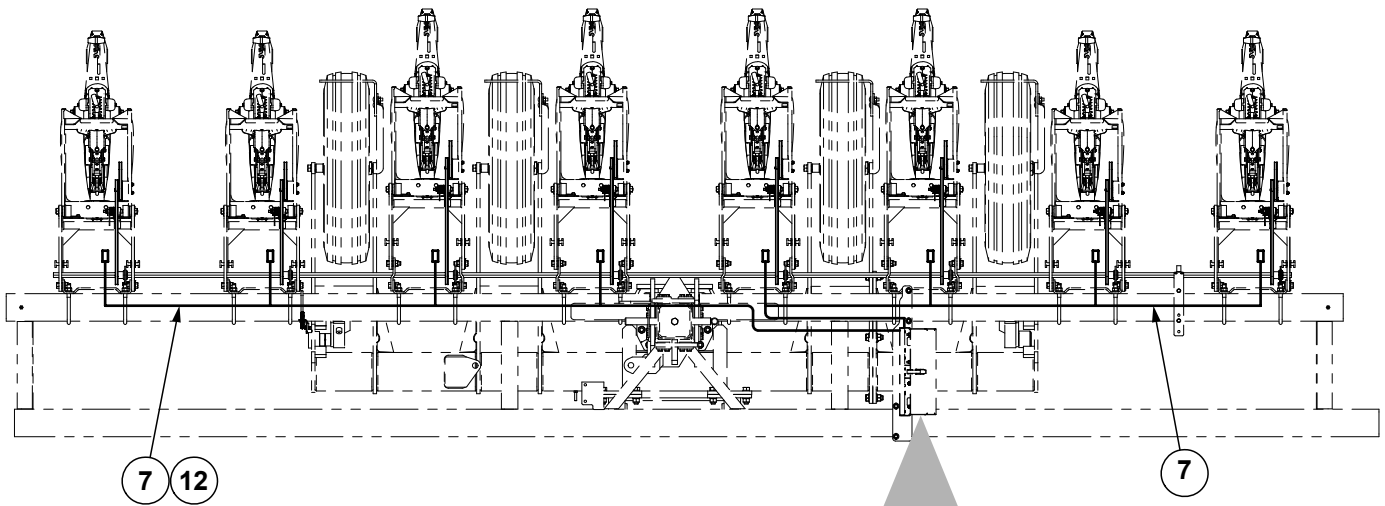
(10385601)



**Wire Diagram**

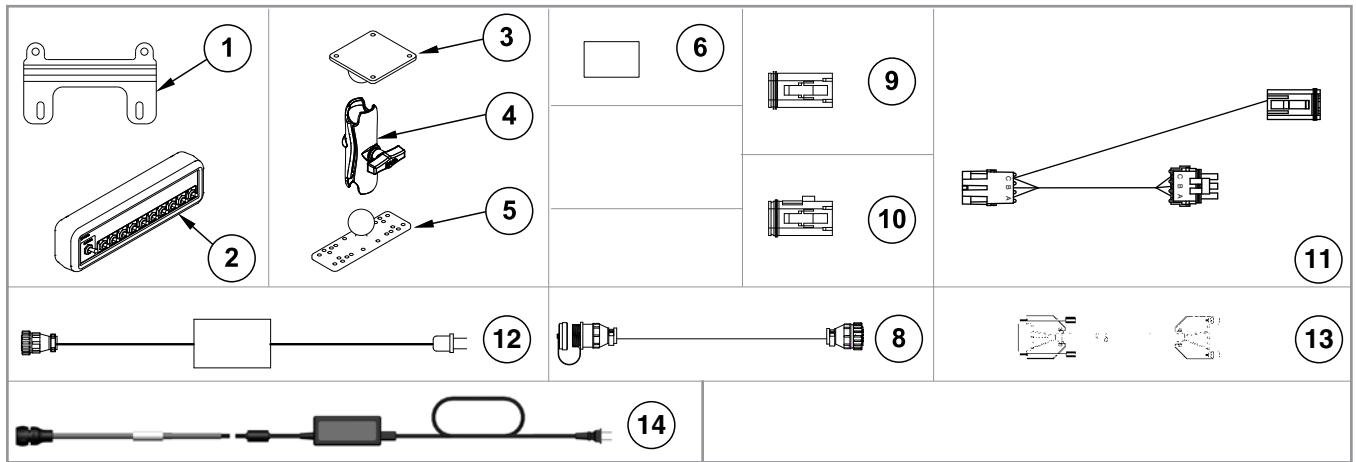


ITEM	PART NO.	QTY.	DESCRIPTION
1	GD36928	1	Mounting Plate
2	G10379601	1	PMM Mount
3	GD8306	2	U-Bolt, 7" x 5" x 1/2"-13
4	G11389	4	Flat Washer, 1/2" Plated SAE
5	G10111	4	Lock Nut, 1/2"-13
6	G10001	2	Hex Head Cap Screw, 3/8"-16 x 1"
7	G10622	2	Serrated Flange Nut, 3/8"-16
8	GA16351	1	Planter Monitor Module
9	G10019	2	Hex Head Cap Screw, 5/16"-18 x 1"
10	G10620	2	Serrated Flange Nut, 5/16"-18
11	---	1	<a href="#">See "Shaft Rotation Sensor" on page P209</a>
12	---	1	<a href="#">See "Shaft Rotation Sensor" on page P209</a>
13	GA12557	1	Planter Monitor Module Cable
14	GA7853 GB1090	1 -	Junction Y-Harness W/Dust Cap Dust Cap
15	GA17544	1	Ag Leader Adapter Cable
16	GA7850 GB1090	1 -	Planter Harness W/Dust Caps, 8 Row (12 Connectors) Dust Cap
17	GA17542	1	Universal Implement Cable, 520"
18	GA25413	1	PMM Cover
19	GA14847	1	Low Pressure Sensor (0-40 IN H2O)
20	GA12812	1	Hall Effect Adapter

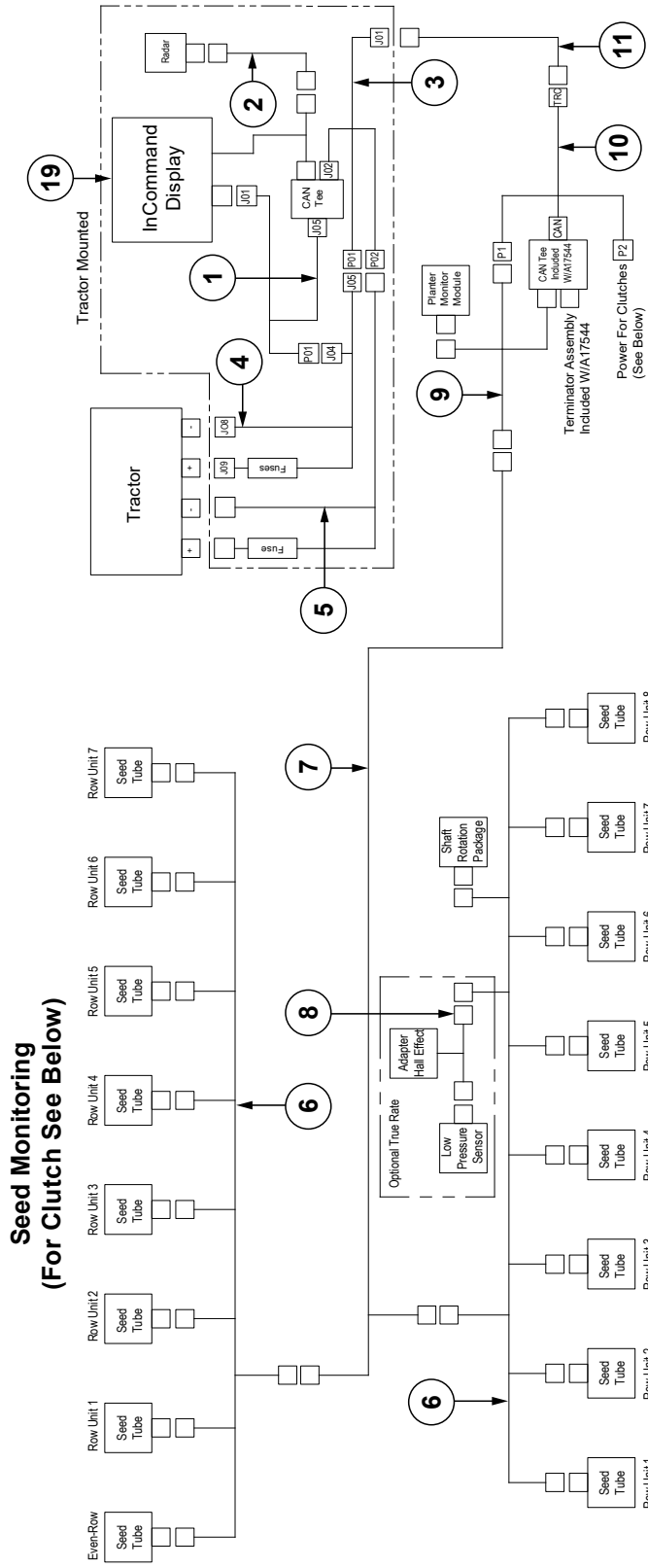


ITEM	PART NO.	QTY.	DESCRIPTION
1	GA12537	1	Clutch Control Module
2	G10133	2	Hex Head Cap Screw, 5/16"-18 x 1 1/2"
3	G10620	2	Serrated Flange Nut, 5/16"-18
4	GA12559	1	Can Extension Cable, 5"
5	GA12558	1	Can Stub Cable, 8"
6	GD18176	1	Y-Splice Connector
7	G10337701	2	12V Clutch Harness, 8 Row
8	G10401101	1	Section Adapter Cable, 8 Row (2 Row)
9	GA16826	1	Implement Switch Extension Cable
10	GD11079	1	3 Pin Receptacle, Black
11	GD11089	3	Sealing Plug
12	GA26007	8	2 Wire Extension Harness, 54" (Only Used W/Split Row)

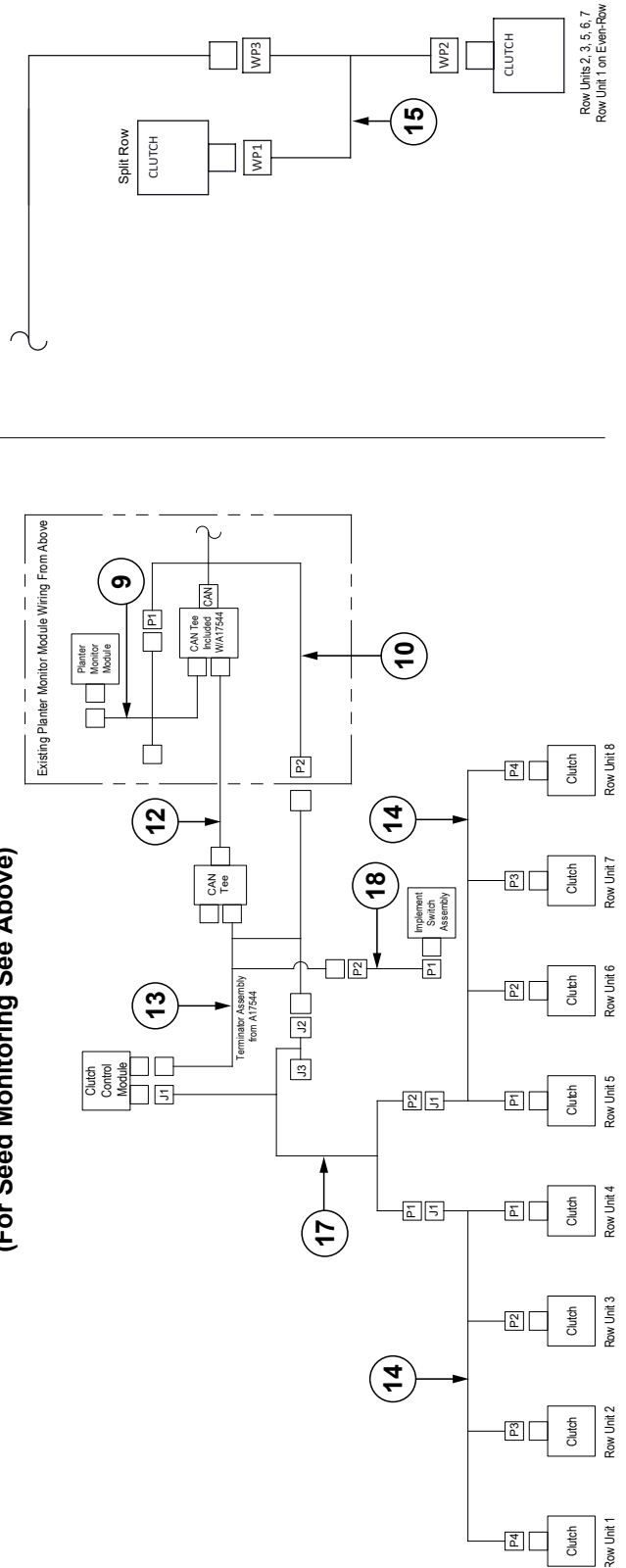




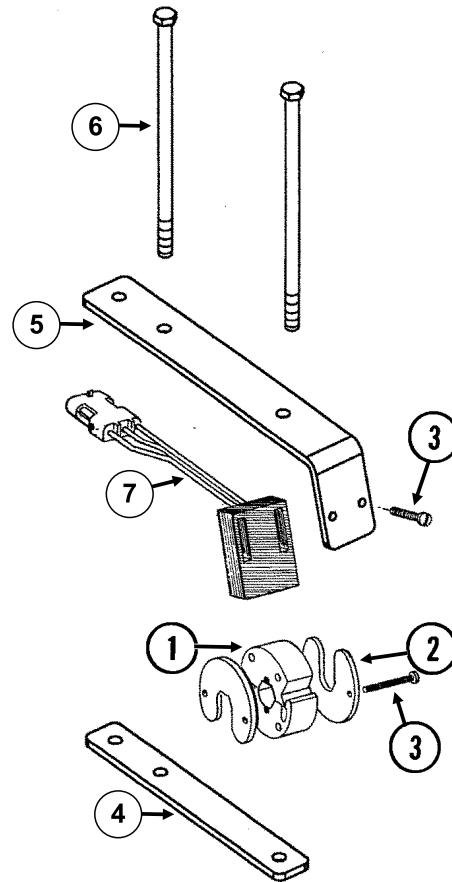
ITEM	PART NO.	QTY.	DESCRIPTION
1	GR2279	1	Switch Box Bracket
	G12103	4	Lock Washer, M6
	G12212-08	4	Phillips Pan Head Machine Screw, M6-1.0 x 8, Grade 2
2	GA12539	1	Switch Box Module
3	GD18408	1	Ram Vesa Base
4	GA12868	1	Ram Double Socket Arm
5	GD18407	1	Ram Base
6	GA14449	1	Flash Drive
7	---	-	---
8	GA13562	1	Cable Extension, 180"
9	GR1838	1	Dust Plug
10	GR1839	1	Dust Plug
11	GA13572	1	Multi-Product Cable
12	GA12852	1	Power Supply
13	GA12853	1	Null Modem Cable
14	GA24649	1	Power Supply (InCommand)
A	GA14448	-	Ram Mount Hardware Kit



### Pull Row Unit Clutch (For Seed Monitoring See Above)

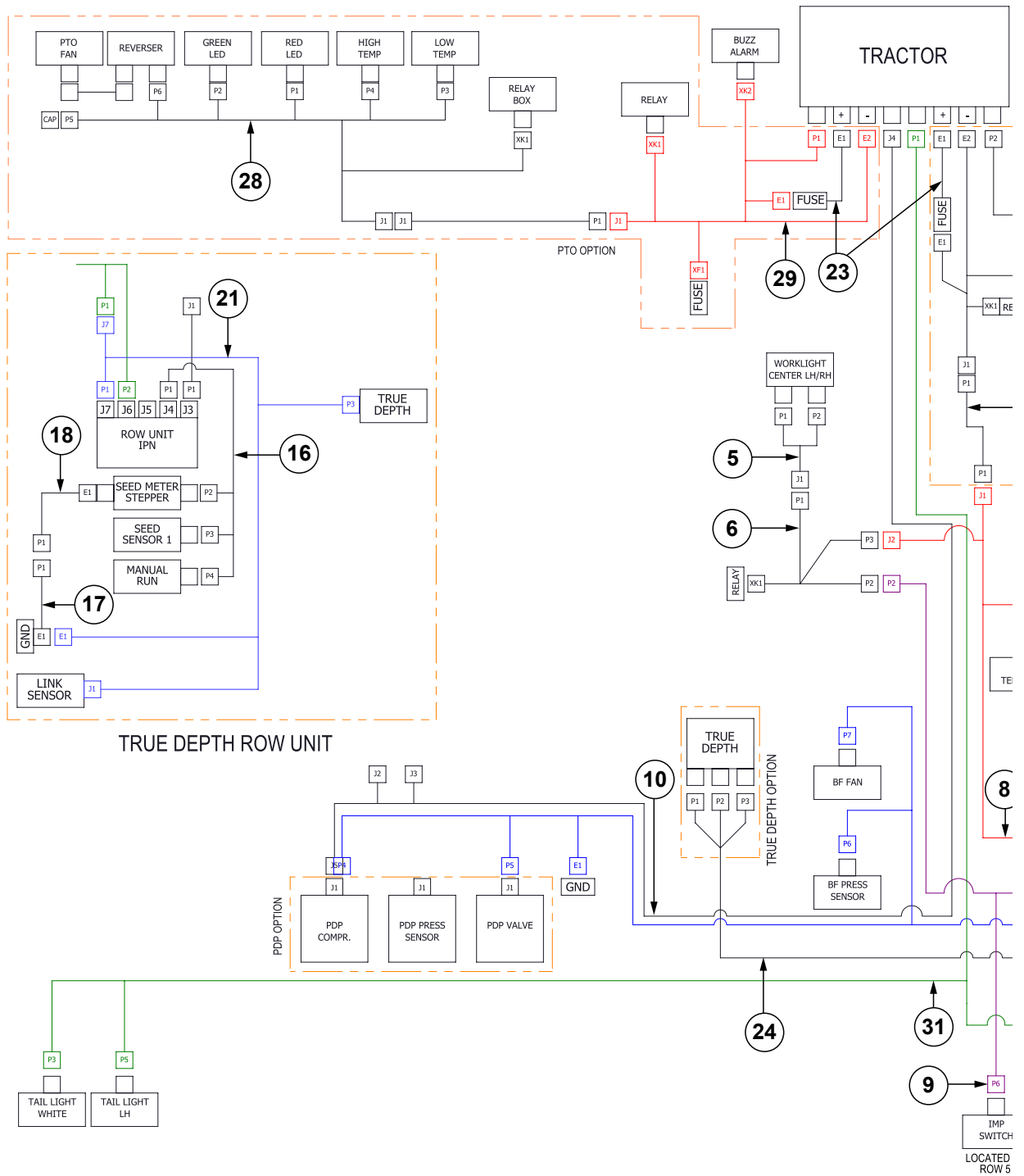


ITEM	PART NO.	QTY.	DESCRIPTION
1	G10428901	1	InCommand Display Cable
2	GA12596	1	Radar Adapter Cable
3	GA14450	1	CAN Adapter Cable
4	GA14452	1	Power Cable
5	GA12598	1	Seed Rate Power Cable
6	GA7850	1	Planter Harness W/Dust Caps, 8 Row (12 Connectors)
	GB1090	-	Dust Cap
7	GA7853	1	Junction Y-Harness W/Dust Cap
	GB1090	-	Dust Cap
8	GA12812	1	Hall Effect Adapter
9	GA12557	2	Planter Monitor Module Cable
10	GA17544	2	Ag Leader Adapter Cable
11	GA17542	1	Universal Implement Cable, 520"
12	GA12559	1	Can Extension Cable, 5"
13	GA16826	1	Implement Switch Extension Cable
14	G10337701	1	12V Clutch Harness, 8 Row
15	GA16393	7	Split Row Cable (2 Rows)
16	---	---	---
17	G10401101	1	Section Adapter Cable, 8 Row (2 Row)
18	G10192101	1	Implement Switch Adapter Harness
19	GA24887	1	InCommand Display



ITEM	PART NO.	QTY.	DESCRIPTION
1	GR1414	1	Actuator
2	GD11474	2	Cover
3	G11960	8	Phillips Pan Head Machine Screw, No. 8-32 x 1½", Staninless Steel
	G11961	4	Flat Washer, No. 8
	G11202	8	Lock Nut W/Nylon Insert, No. 8-32, Stainless Steel
4	GD18168	2	Mount
5	GD18118	2	Shaft Sensor Mount
6	G10229401	8	Hex Head Cap Screw, ⅜"-16 x 8"
	G11387	4	Lock Washer, ⅜"
	G10108	8	Hex Nut, ⅜"-16
7	GR1415	1	Rotation Sensor
A	GA13521	-	Shaft Sensor Mounting Package (Items 2-3 and 4-6)
B	GA8135	-	Shaft Rotation Kit, Includes: (2) Actuators (2) Rotation Sensors

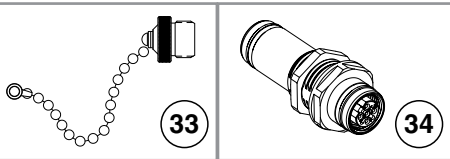
**This page left blank intentionally.**

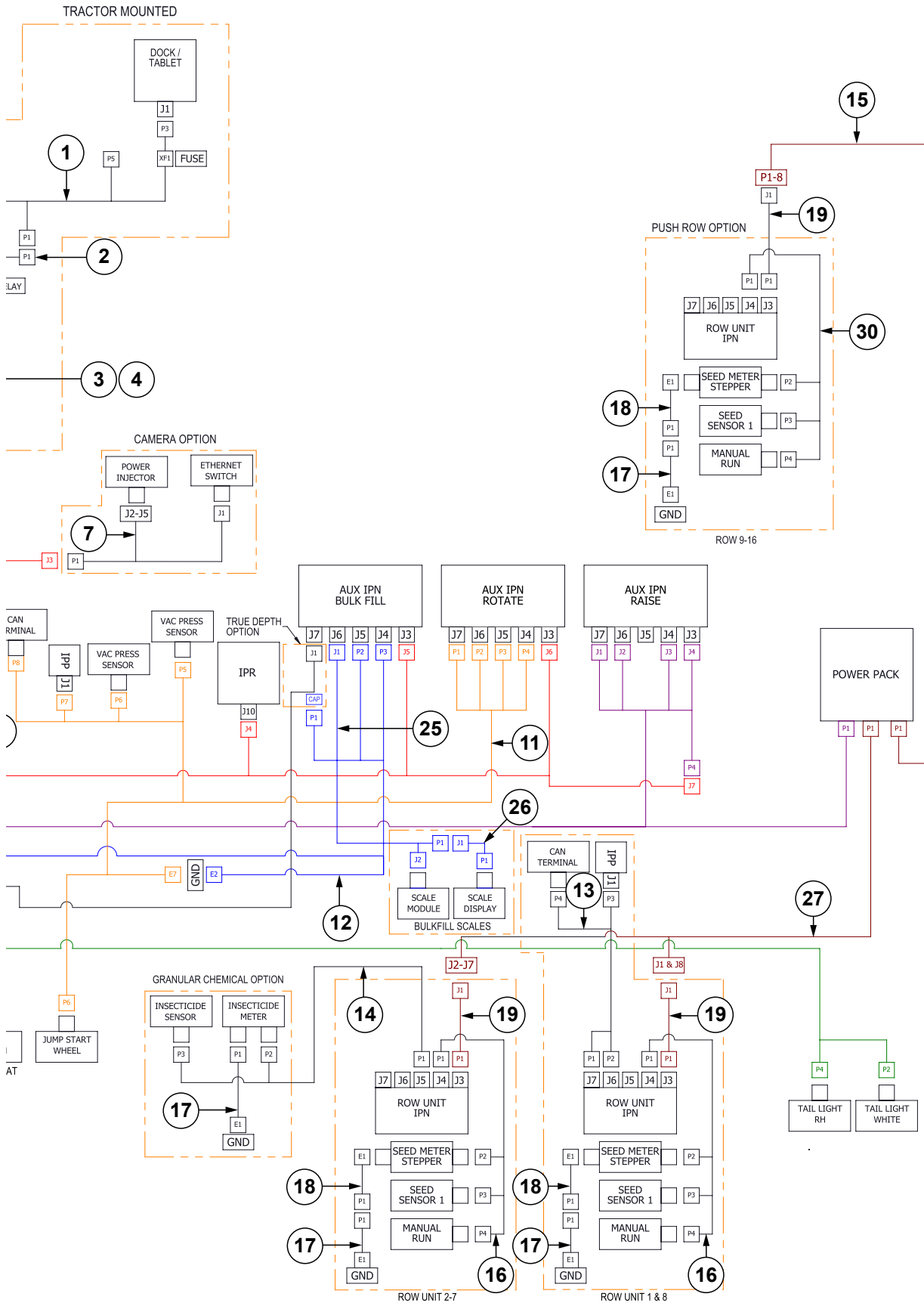


**32**

Torque Driver, M12, Includes: (1) Interchangeable Blade, (1) Torque Handle, (1) Setting Aid, (1) M12 Attachment

**NOTE:** Torque ethernet cables to 0.7 N-m.

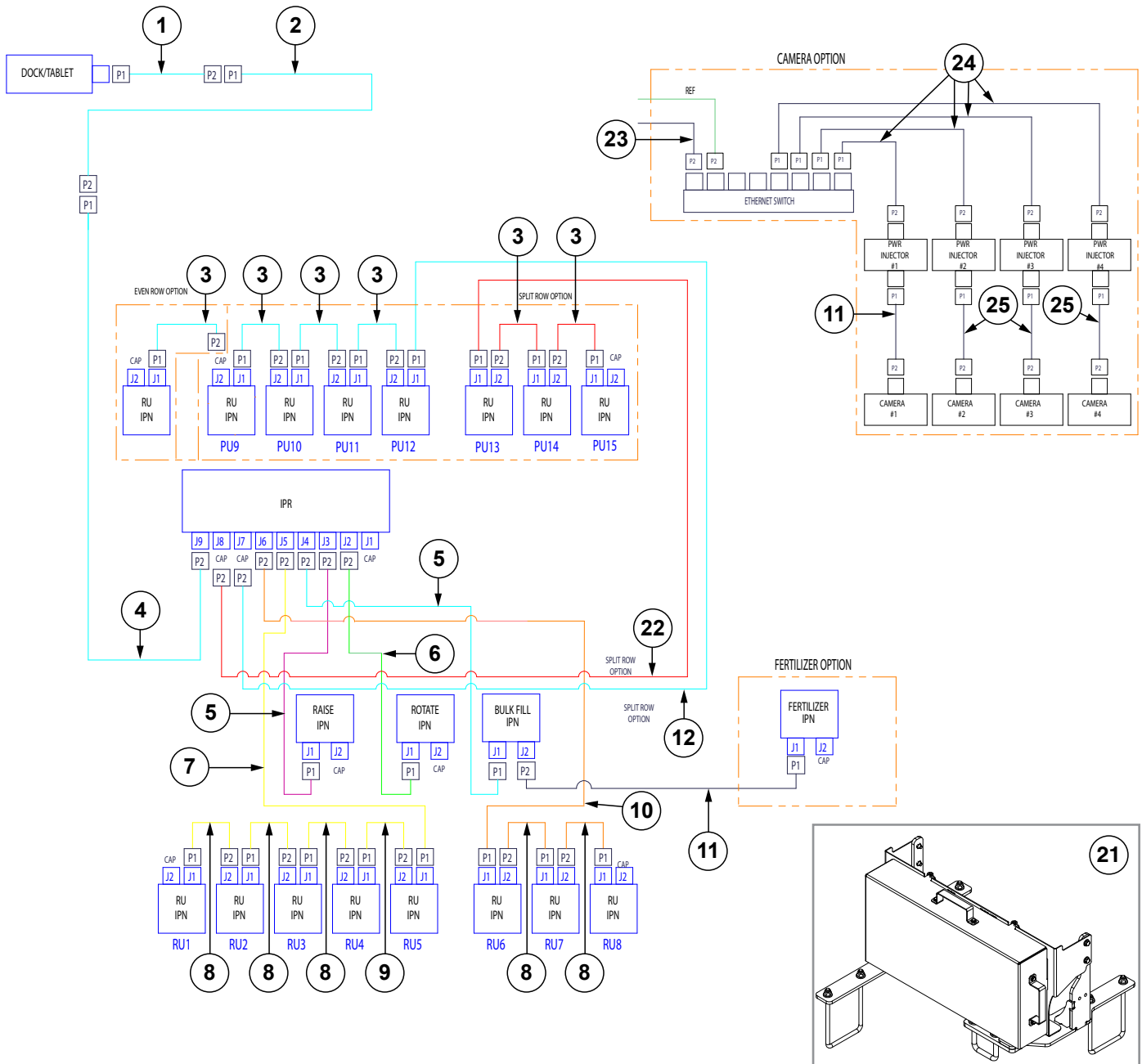




ITEM	PART NO.	QTY.	DESCRIPTION
1	GA25031	1	Tractor Console Harness
2	G10211901	1	Tractor Power Harness
3	G10060901	1	Tractor Power Harness Extension, 10'
4	G10060902	1	Tractor Power Harness Extension, 16'
5	GA26885	1	Work Light Harness
6	GA22547	1	Work Light Relay Harness
7	G10269201	1	Camera Power Harness
8	G10331601	1	3505 AUX IPN 12 Volt Power Harness
9	G10331401	1	3505 Raise IPN Harness
10	GA16391	1	Compressor Harness, 40'
11	G10074801	1	Rotate Harness
12	GA26884	1	Bulk Fill PDP Harness
13	GA25214	1	IPP Harness, Wing
14	GA22522	1	Insecticide Harness
15	G10331701	1	Split Row Row Unit Power Harness
16	GA25038	3	Row Unit Seed Meter Harness
17	GA21451	4	Seed Meter Motor ESD Drain Harness
18	GA20711	4	Seed Meter Motor ESD Drain Harness
19	GA25029	3	Row Unit Power Extension Harness
20	---	---	---
21	GA26709	1	Integrated True Depth Row Unit Harness
23	G10049501	1	Tractor Battery Connection Harnees and Fuse Kit
24	G10337001	1	Integrated True Depth Harness
25	G10242801	1	Bulk Fill Scale CAN Cable PHD28
26	G10286102	1	CAN Stub Harness
27	G10331501	1	24V Row Unit Power Harness
28	G10649801	1	PTO Harness
29	G10724901	1	PTO Tractor Power Harness
30	GA25039	1	Row Unit Seed Meter Harness
31	GA26375	1	Light Harness, 16 Row
32	GA26173	-	Torque Driver, M12, Includes: (1) Inerchangeable Blade, (1) Torque Handle, (1) Setting Aid, (1) M12 Attachment
33	GD35420	-	M12 Ethernet Cap W/Chain
34	GA22585	-	Bulkhead, FEM-FEM M12x1



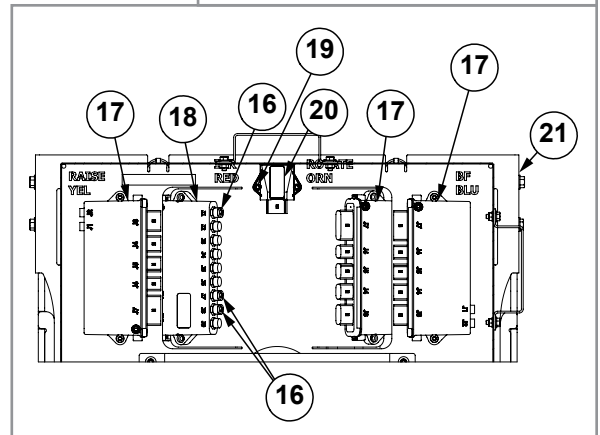
**This page left blank intentionally.**



**13** Torque Driver, M12, Includes: (1) Interchangeable Blade, (1) Torque Handle, (1) Setting Aid, (1) M12 Attachment

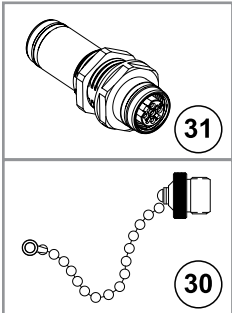
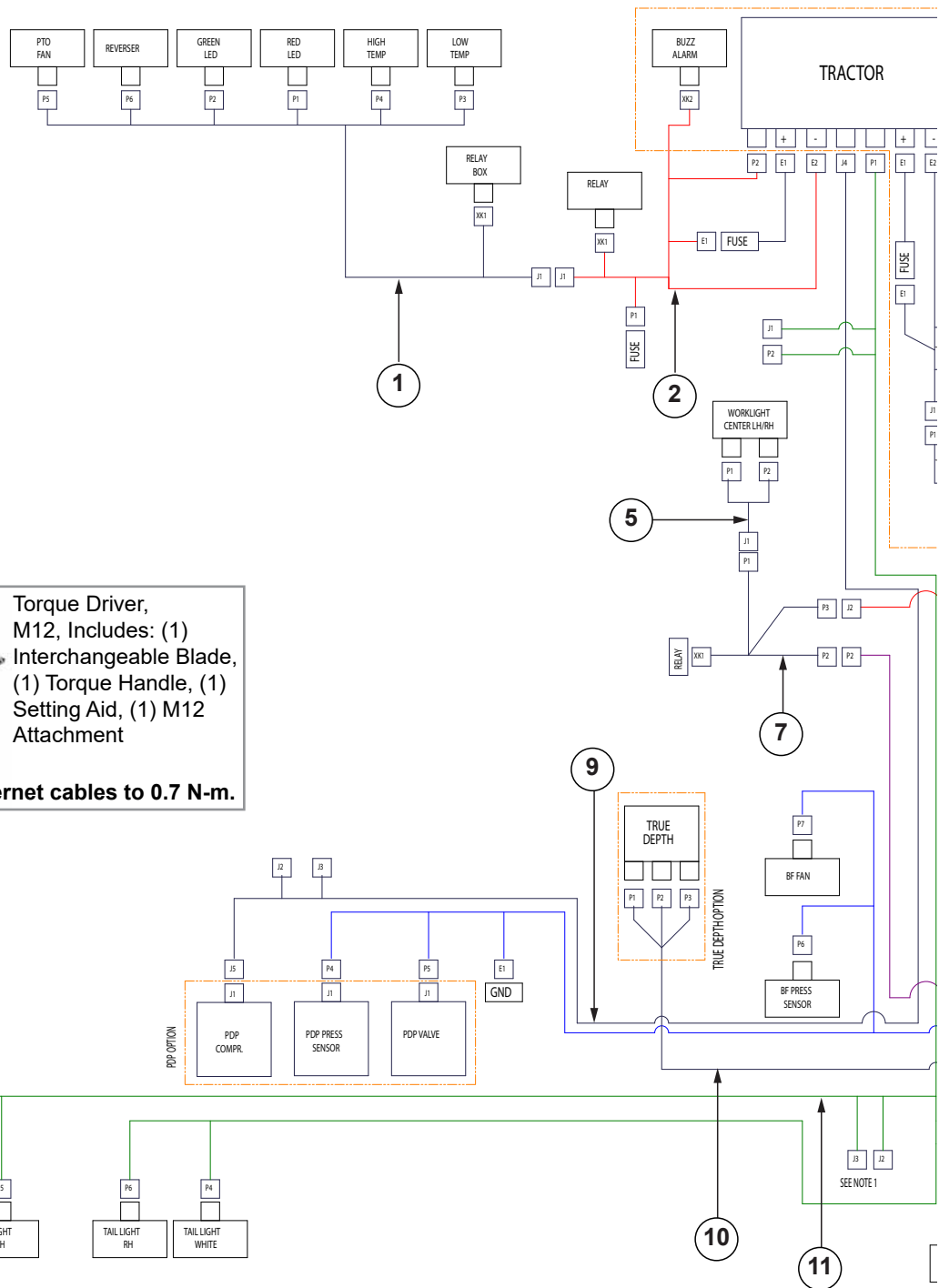
**NOTE:** Torque ethernet cables to 0.7 N-m.

**14** **15**



ITEM	PART NO.	QTY.	DESCRIPTION
1	GA25399-36	1	Ethernet Cable (RJ45-Female M12 STR), 36"
2	GA22554-265	1	Ethernet Cable (M12 STR-M12 STR), 265"
	GA22554-375	1	Ethernet Cable (M12 STR-M12 STR), 375"
3	GA24487-100	6	Ethernet Cable (M12 RA-M12 RA), 100"
4	GA22554-325	1	Ethernet Cable (M12 STR-M12 STR), 325"
5	GA22555-20	1	Ethernet Cable (M12 RA-M12 STR), 20"
6	GA24488-27	1	Ethernet Cable (M12 RA-M12 STR), 27"
7	GA22555-94	2	Ethernet Cable (M12 RA-M12 STR), 96"
8	GA22556-91	5	Ethernet Cable (M12 RA-M12 RA), 91"
9	GA22556-100	1	Ethernet Cable (M12 RA Special-M12 RA Special) x 100"
10	GA22555-94	1	Ethernet Cable (M12 RA-M12 STR), 96"
11	GA22554-120	2	Ethernet Cable (M12 STR-M12 STR), 120"
12	GA24488-96	1	Ethernet Cable (M12 RA-M12 STR), 96"
13	GA26173	-	Torque Driver, M12, Includes: (1) Inerchangeable Blade, (1) Torque Handle, (1) Setting Aid, (1) M12 Attachment
14	GD35420	-	M12 Ethernet Cap W/Chain
15	GA22585	-	Bulkhead, FEM-FEM M12x1
16	GD30726	2	Socket Dust Cover, M12
17	GA25949	1	IPN Module Assembly
18	GA25950	1	IPR Module Assembly
19	G10252	1	Hex Socket Head Cap Screw, ¼"-20 x ⅞", Grade 8
20	GA21687	2	IPP Module Assembly
21	G10019001	1	Module Mount Assembly
22	GA24488-64	1	Ethernet Cable (M12 RA-M12 STR), 64"
23	GA22554-36	1	Ethernet Cable, CAT 5 (M12 STR - M12 STR) x 36"
24	GA22554-20	4	Ethernet Cable, CAT 5 (M12 STR - M12 STR) x 20"
25	GA22554-360	3	Ethernet Cable, CAT 5 (M12 STR - M12 STR) x 360"

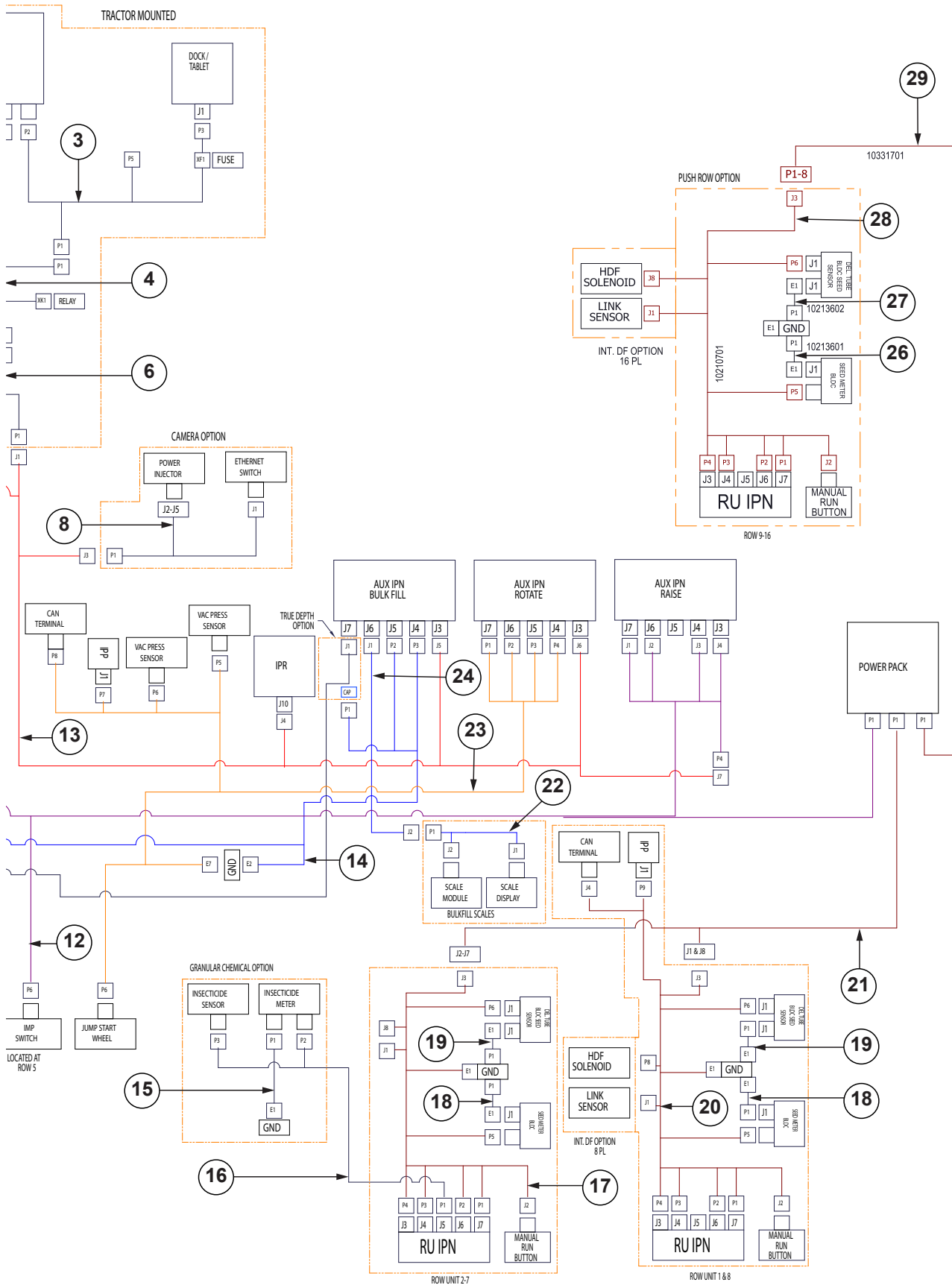
(104838)



**25**

Torque Driver, M12, Includes: (1) Interchangeable Blade, (1) Torque Handle, (1) Setting Aid, (1) M12 Attachment

**NOTE: Torque ethernet cables to 0.7 N-m.**



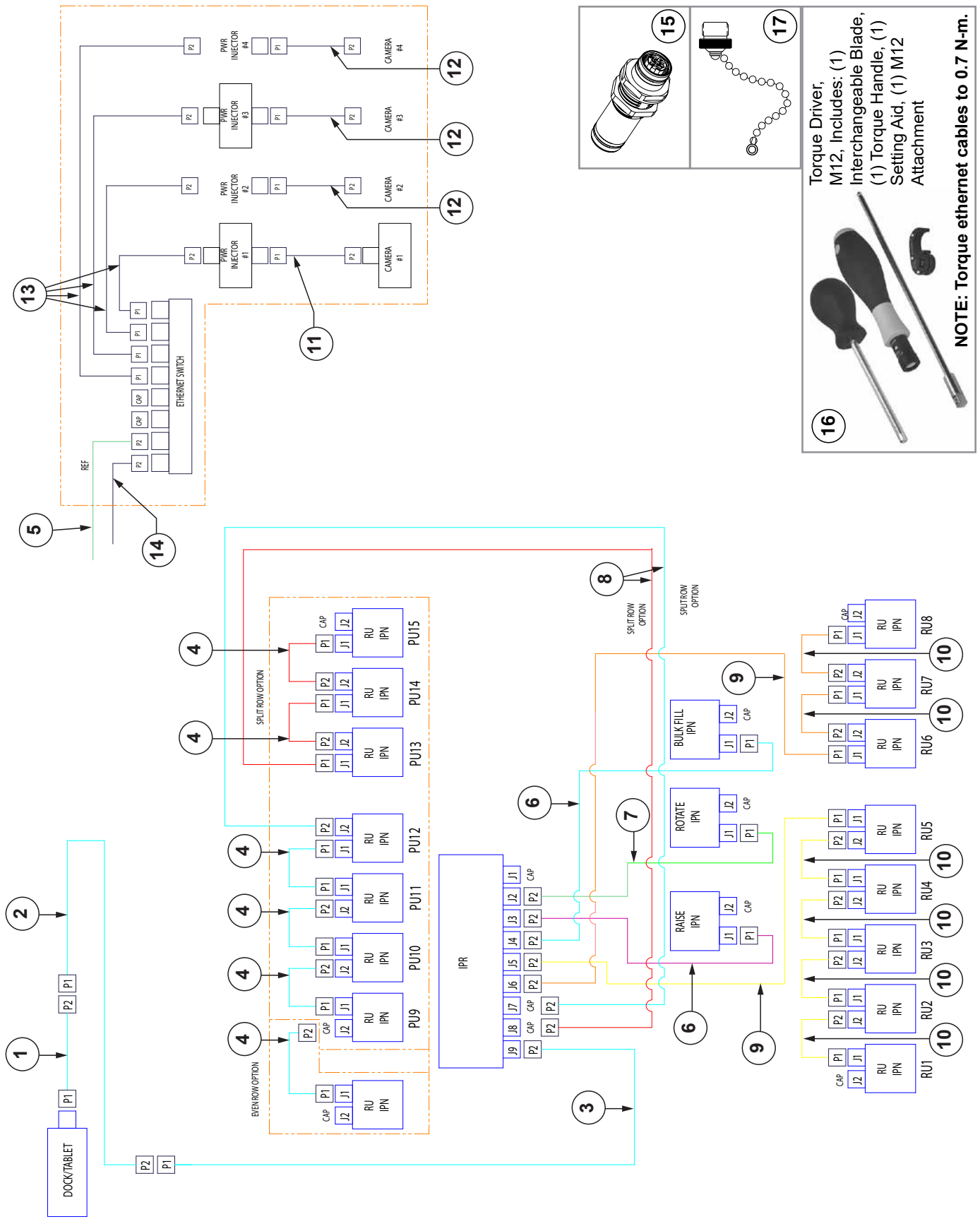
## Blue Drive Interconnect Schematic (True Speed)

Model 3505

M0302-02

ITEM	PART NO.	QTY.	DESCRIPTION
1	G10649801	1	PTO Harness, 3K
2	G10724901	1	PTO Tractor Power Harness, 3K
3	GA25031	1	Tractor Console Harness
4	G10211901	1	Tractor Power Harness
5	GA26885	1	Work Light Harness
6	G10060901	1	Tractor Power Harness Extension, 10'
	G10060902	-	Tractor Power Harness Extension, 16'
7	GA22547	1	Work Light Relay Harness
8	G10269201	1	Camera Power Harness
9	GA16391	1	Compressor Harness, 40'
10	G10337001	1	Integrated True Depth Harness
11	GA9153	1	Wiring Harness W/7 Terminal Female Connector, 564" (2 Light Connections)
	GA5385	-	7 Terminal Female Connector
12	G10331401	1	3505 Raise IPN Harness
13	G10331601	1	3505 AUX IPN 12 Volt Power Harness
14	GA26884	1	Bulk Fill PDP Harness
15	GA20712	1	Row Unit ESD Drain Harness
16	GA22522	1	Insecticide Harness
17	G10210801	-	True Speed 3K Pull Row Unit Harness
18	G10213601	-	True Speed ESD Ground Strap Harness
19	G10213602	-	True Speed ESD Ground Strap Harness
20	G10210901	-	True Speed 3K Row Unit Harness W/IPP
21	G10331501	1	24V Row Unit Power Harness, 3505
22	G10242801	1	Bulk Fill Scale CAN Cable PHD28
23	G10074801	1	Rotate Harness
24	G10286102	1	CAN Stub Harness
25	GA26173	-	Torque Driver, M12, Includes: (1) Inerchangeable Blade, (1) Torque Handle, (1) Setting Aid, (1) M12 Attachment
26	G10213601	-	True Speed ESD Ground Strap Harness
27	G10213602	-	True Speed ESD Ground Strap Harness
28	G10210701	-	True Speed Row Unit Harness
29	G10331701	-	Split Row Row Unit Power Harness
30	GD35420	-	M12 Ethernet Cap W/Chain
31	GA22585	-	Bulkhead, FEM-FEM M12x1

**This page left blank intentionally.**



**15** **17**

**16**

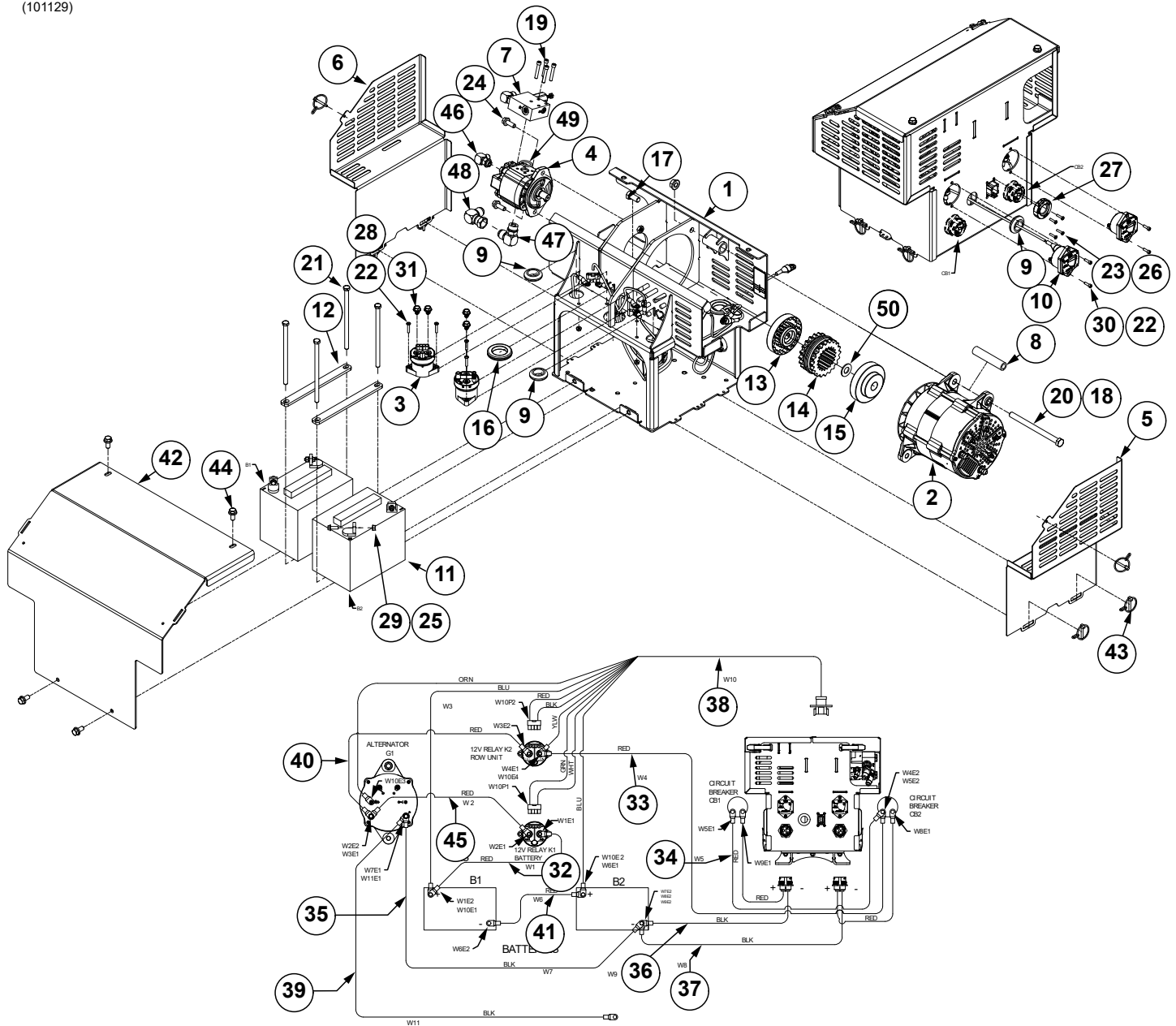
Torque Driver, M12, includes: (1) Interchangeable Blade, (1) Torque Handle, (1) Setting Aid, (1) M12 Attachment

**NOTE: Torque ethernet cables to 0.7 N-m.**



ITEM	PART NO.	QTY.	DESCRIPTION
1	GA25399-36	1	Ethernet Cable (RJ45-Female M12 STR), 36"
2	GA22554-265	1	Ethernet Cable (M12 STR-M12 STR), 265"
	GA22554-375	-	Ethernet Cable (M12 STR-M12 STR), 375"
3	GA22554-325	1	Ethernet Cable (M12 STR-M12 STR), 325"
4	GA22556-91	6	Ethernet Cable (M12 RA-M12 RA), 91"
5	GA24488-27	1	Ethernet Cable (M12 RA-M12 STR), 27"
6	GA22555-27	2	Ethernet Cable (M12 RA-M12 STR), 27"
7	GA24488-27	1	Ethernet Cable (M12 RA-M12 STR), 27"
8	GA22555-90	2	Ethernet Cable (M12 RA Special-M12 STR), 90"
9	GA22555-110	2	Ethernet Cable (M12 RA Special-M12 STR), 110"
10	GA22556-134	6	Ethernet Cable (M12 RA Special-M12 RA Special), 134"
11	GA22554-120	1	Ethernet Cable (M12 STR-M12 STR), 120"
12	GA22554-360	3	Ethernet Cable, CAT 5 (M12 STR - M12 STR) x 360"
13	GA22554-20	4	Ethernet Cable, CAT 5 (M12 STR - M12 STR) x 20"
14	GA22554-36	1	Ethernet Cable, CAT 5 (M12 STR - M12 STR) x 36"
15	GA22585	-	Bulkhead, FEM-FEM M12x1
16	GA26173	-	Torque Driver, M12, Includes: (1) Inerchangeable Blade, (1) Torque Handle, (1) Setting Aid, (1) M12 Attachment
17	GD35420	-	M12 Ethernet Cap W/Chain

(101129)

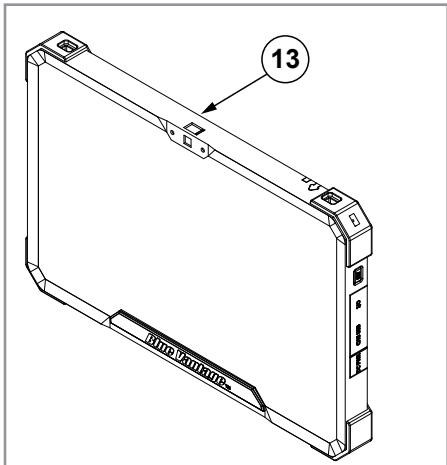
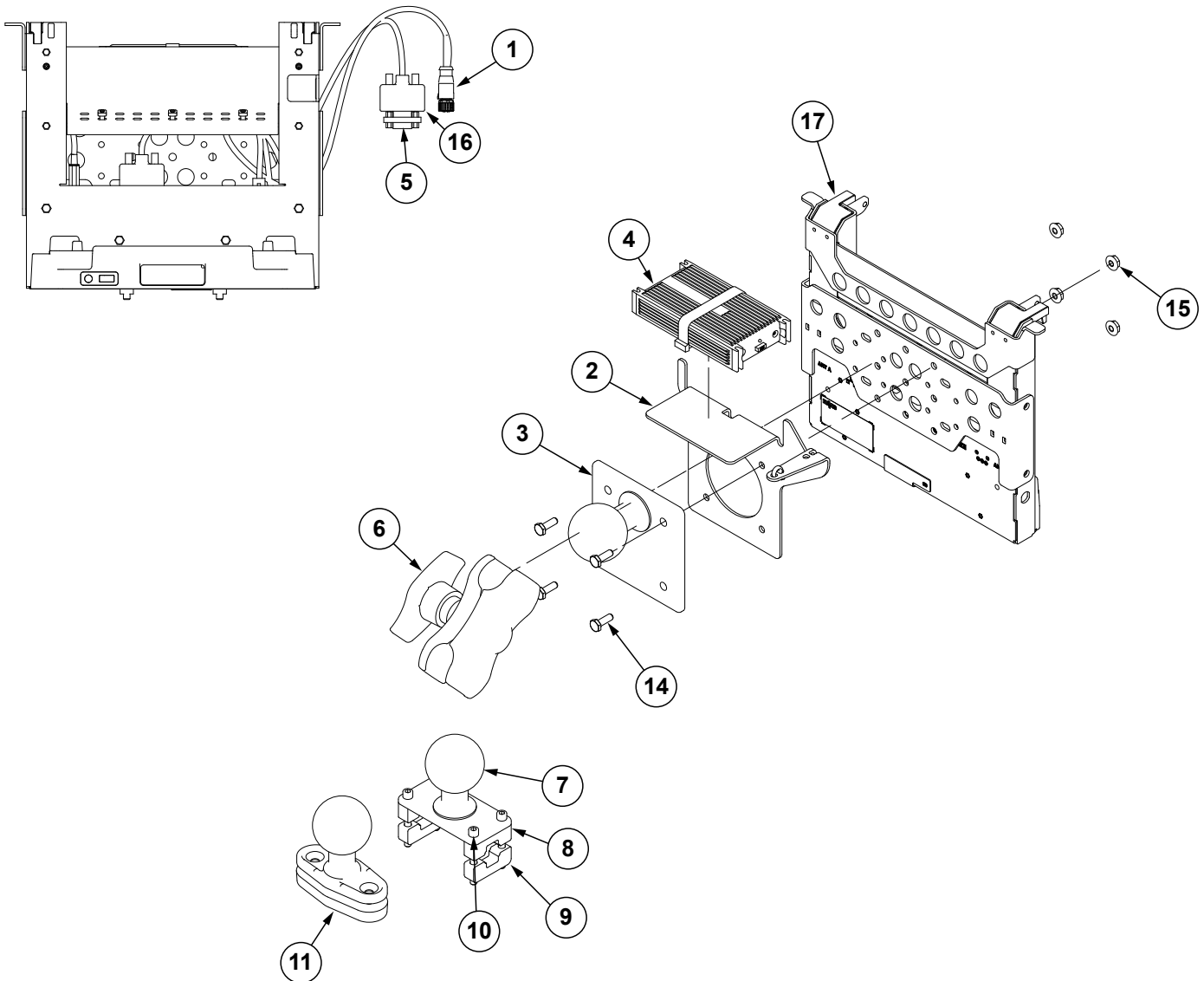


ITEM	PART NO.	QTY.	DESCRIPTION
1	G10416001	1	Battery Box
2	*GA26673 **GA19301	1 -	Alternator, Style A (Manufactured by Dixie) Alternator, Style B (Manufactured by Prestolite)
3	G10584701	2	Contactur
4	G10169501 GR2382	1 -	Hydraulic Motor Seal Kit
5	GD36822	1	Battery Box Vent
6	GD36821	1	Battery Box Vent
7	---	---	<a href="#">See "PTO Pump Block Assembly" on page P193</a>
8	G10318901	1	Sleeve, 3/4" x 3.85"
9	GD22200	3	Grommet, 1"
10	GD28354	2	Circuit Breaker, 100 Amp Panel Mount

ITEM	PART NO.	QTY.	DESCRIPTION
11	GD28363	2	Battery, 12 Volt
12	G10114001	2	Battery Strap
13	GD36680	1	Coupler Half
14	GD36681	1	Sleeve W/Retaining Ring
15	GD36682	1	Coupler
16	GR2126	2	1½" Push-In Grommet
17	G10014	1	Hex Head Cap Screw, ½"-13 x 1"
18	G10071	1	Serrated Flange Nut, ½"-13
19	G11418	4	Hex Socket Head Cap Screw, ¼" x 1½"
20	G10829	1	Hex Head Cap Screw, ½"-13 x 6½"
21	G10954	4	Hex Head Cap Screw, ⅜"-16 x 7"
22	G10992	8	Serrated Flange Nut, No. 10-24
23	G11067	4	Phillips Pan Head Machine Screw, No. 8-32 x ¾", Stainless Steel
24	G11124	2	Hex Serrated Flange Cap Screw, ⅜"-16 x 1"
25	G11166	4	Hex Socket Flange Cap Screw, ¼"-20 x ¾"
26	G11202	4	Lock Nut W/Nylon Insert, No. 8-32, Stainless Steel
27	GD25007	1	Deutsch Cap, Size 24
28	G11472	4	Phillips Pan Head Machine Screw, No. 10-24 x 1"
29	G11528	4	Hex Nut W/External Tooth Washer, ¼"-20
30	G11588	4	Hex Socket Head Cap Screw, No. 10-24 x ⅝"
31	G12219-12	4	Hex Serrated Flange Cap Screw, M8-1.25 x 12
32	GA26683	1	Cable, 4 Gauge Red (¼" Ring - ⅝" Ring) x 15"
33	GA26684	1	Cable, 4 Gauge Red (⅝" Ring) x 28"
34	GA26685	1	Cable, 4 Gauge Red (⅝" Ring) x 19"
35	GA26686 G10477201	1	Cable, 4 Gauge Black (¼" Ring - ⅝" Ring) x 12", Style A Cable, 4 Gauge Black (¼" Ring - ⅜" Ring) x 12", Style B
36	GA26687	1	Battery Box Row Unit Harness, Power 1
37	GA26688	1	Battery Box Row Unit Harness, Power 2
38	G10600701	1	Battery Box Signal Harness
39	GA26717 G10477101	1	Cable, 4 Gauge, Black (⅝" Ring - ⅜" Ring) x 54", Style A Cable, 4 Gauge, Black (⅜" Ring x ⅜" Ring) x 42", Style B
40	GA25023	1	Cable, 4 Gauge (⅜" - ⅜")
41	GA25993	1	Cable, 4 Gauge (¼" Ring) x 14"
42	GD36820	1	Battery Box Cover
43	G11339	6	Pin W/Chain
44	G11123	4	Hex Serrated Flange Cap Screw, ⅜"-16 x ¼"
45	GA26926	1	Cable, 4 Gauge Red W/Cover (⅝" Ring) x 32"
46	G6801-06 GR1045	1	Elbow W/O-Ring, 90°, ⅝"-18 Male JIC To O-Ring O-Ring
47	G6801-10 GR1466	1	Elbow W/O-Ring, 90°, ⅞"-14 Male JIC To O-Ring O-Ring
48	G6500-10	1	Swivel Elbow, 90°, 7/8"-14 Male JIC To Female
49	GD30262	1	O-Ring, No. 213
50	G11391	1	Flat Washer, ⅝" SAE

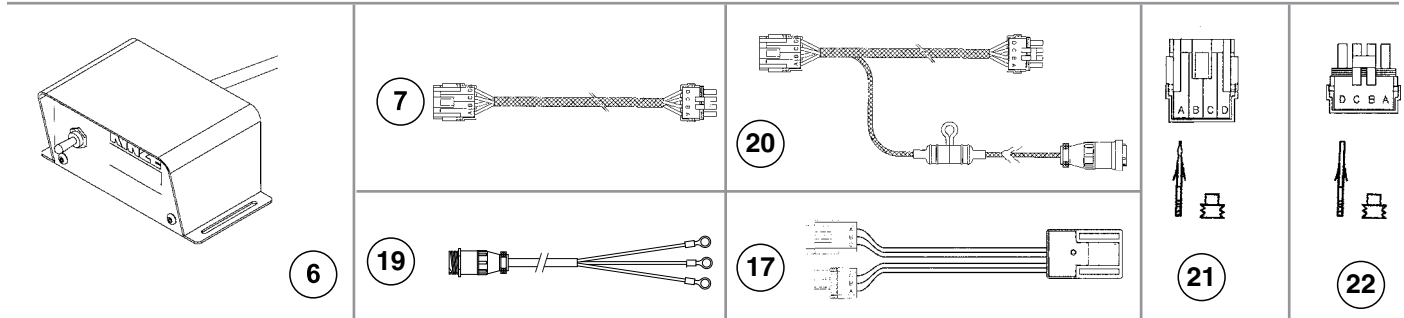
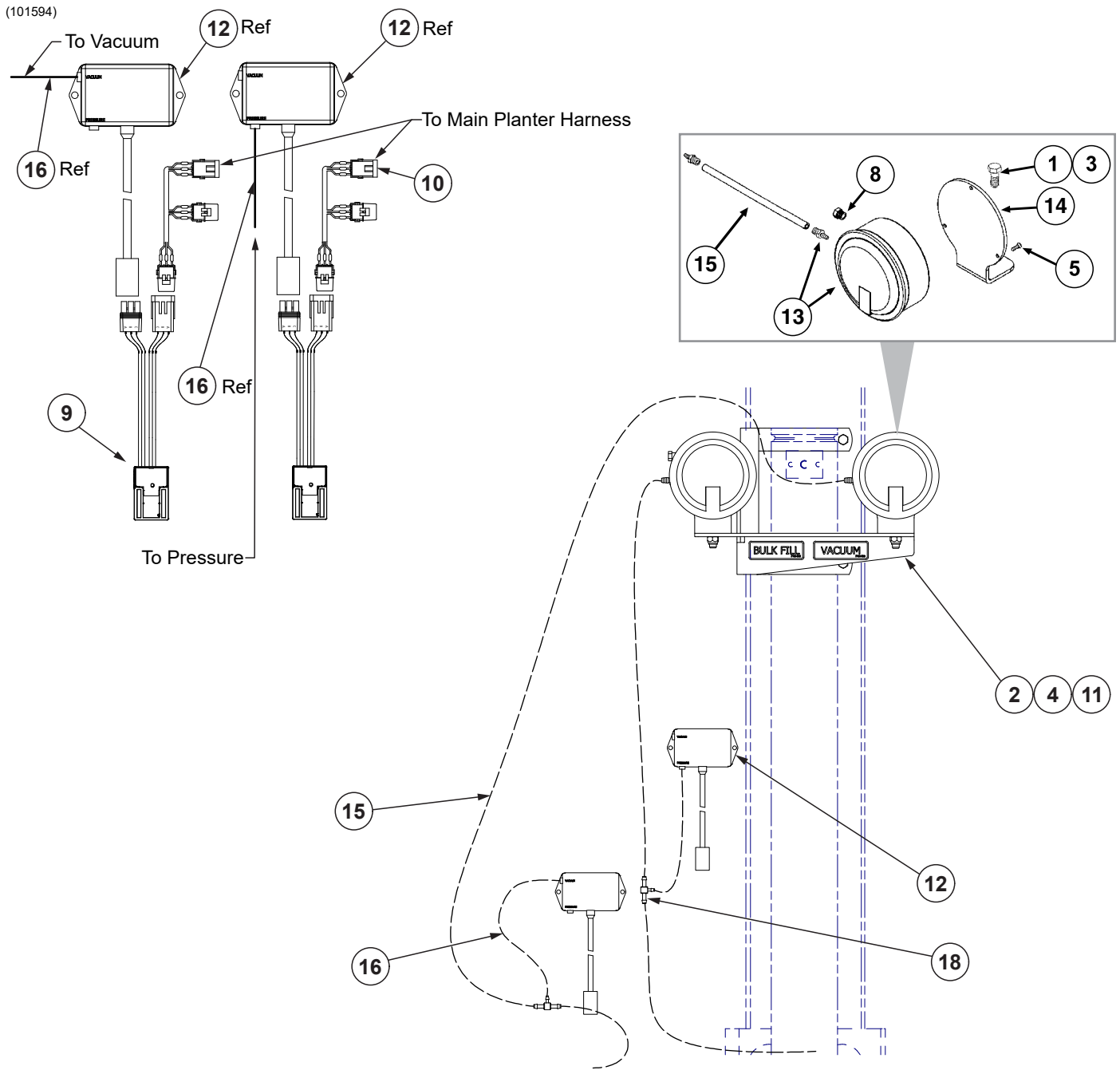
\*Must use Style A cables (See Items 35 and 39).

\*\*Must use Style B cables (See Items 35 and 39).



- 12** **GPS Interface Package Includes:**
- (1)GPS Installation Sheet
  - (1)Meter Serial Ext. Cable
  - (1) 1600 AgLeader GPS Cable
  - (1) Trimble to Starfire Adapter Cable
  - (1) M/M DB9 Serial Connector
  - (1) F/F DB9 Serial Connector
  - (1) Null Modem M/F DB9 Conector
  - (1)GPS Harness

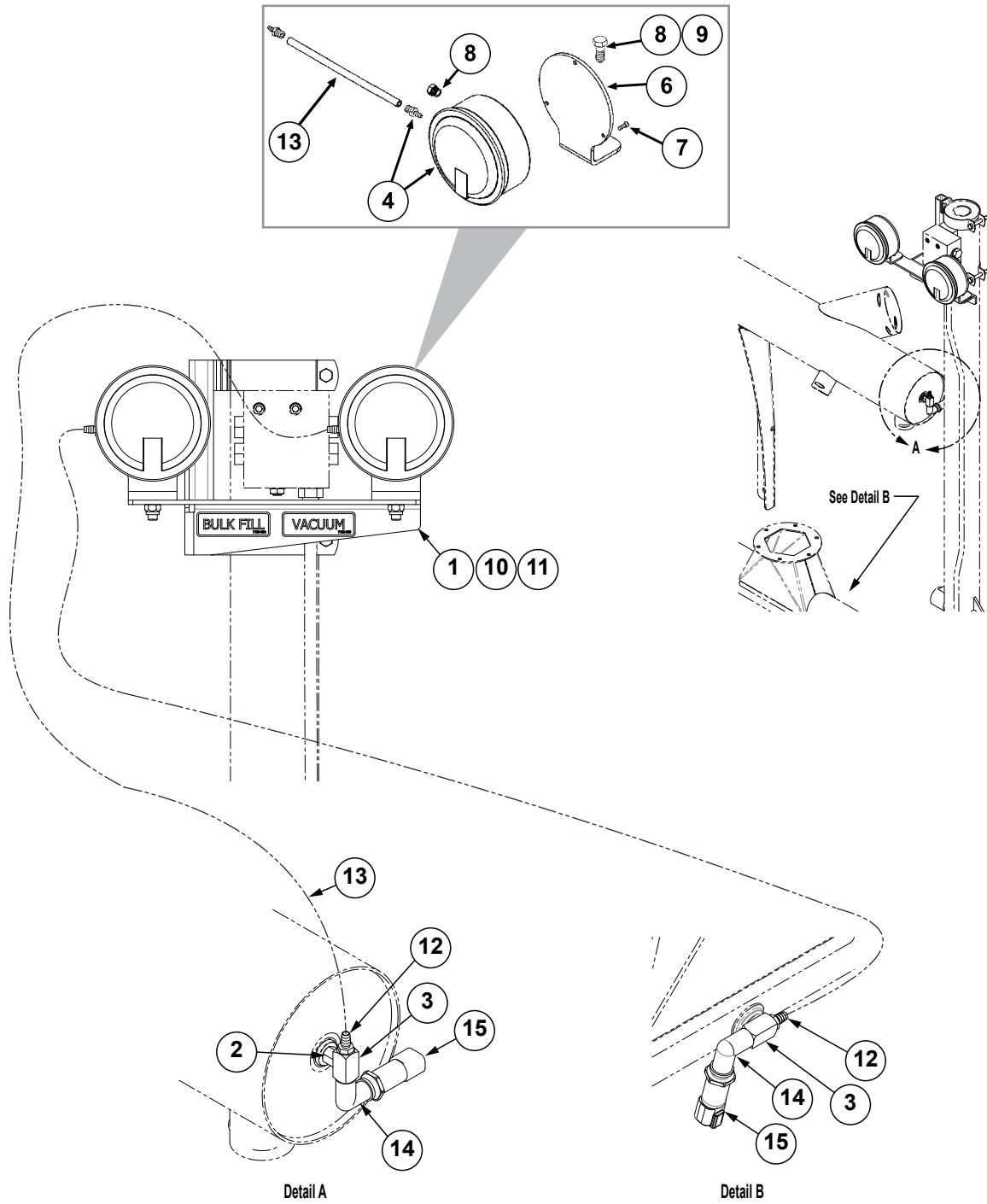
ITEM	PART NO.	QTY.	DESCRIPTION
1	GA25399-36	1	Ethernet Cable (RJ45-Female M12 STR), 36"
2	G10013201	1	Power Supply Display Mount
3	GD33756	1	Ram Ball, 2¼"
4	GA26374	1	Lind Power Adaptor (Included W/GA24281)
5	GD35465	1	DB9 M/M Gender Changer
6	GA24285	1	Double Socket Ram Arm (Short)
7	GD33757	1	Ram Ball W/Plate, 2¼" Ball
8	GD33758	2	Ram Mount Clamp Block, Top
9	GD33759	2	Ram Mount Clamp Block, Bottom
10	G11106	4	Hex Socket Head Cap Screw, ¼"-20 x 2¼"
11	GA24284	1	Ram Ball W/Base, 2½" Ball
12	GA21143	1	GPS Interface Package
13	G10243001	1	Blue Vantage Display
14	G10023	4	Hex Head Cap Screw, ¼"-20 x ¾"
15	G10621	4	Serrated Flange Nut, ¼"-20
16	GA25437	1	DB9 Cable F/F
17	GA24281	-	Docking Station W/Power Supply



ITEM	PART NO.	QTY.	DESCRIPTION
1	G10001	2	Hex Head Cap Screw, 3/8"-16 x 1"
2	G10069	2	Hex Head Cap Screw, 5/16"-18 x 2 1/4"
3	G10108	2	Lock Nut, 3/8"-16
4	G10620	2	Serrated Flange Nut, 5/16"-18
5	G11215	6	Hex Flat Head Cap Screw, No. 6-32 x 3/8", Grade 8
6	GA11154	1	Digital Vacuum Gauge With 4-Pin Connector
7	GA11699	-	Extension Harness, 180"
8	GA10799	2	Breather, 1/8" Male NPT
9	GA12812	2	Hall Effect Adapter
10	GA13551	2	Tee Junction Harness
11	GA14599	1	Pressure Gauge Mount
12	GA14847	2	Low Pressure Sensor (0-40 IN H2O)
	GA9964	-	Strain Relief
	GR1736	1	Hose Barb
13	GA21406	2	Pressure Gauge W/Hose Barb
	GR1777	-	Hose Barb, 1/8" Male NPT To 3/16" Barb (Included W/GA21406)
14	GD15804	2	Mount
15	GD15849-02	2	Clear Plastic Tubing, 5/16" O.D. x 120"
16	*D17151-20	2	Urethane Tubing, 1/4" x 10'
17	GA12812	-	Hall Effect Adapter
18	GD21278	-	Reducing Tee, 3/16" x 1/8" x 3/16"
19	GA17547	-	Power Adapter Cable
20	GA11155	1	Harness W/Fuse Holder And Fuse, 132"
	GD14258	-	Fuse Holder (Included W/GA11155)
	GD14660	-	Fuse, 2 Amp Delay Action (Included W/GA11155)
	G1K268	-	Console Cable Connector Kit, Includes: (1) 3-Pin Connector, (1) Cable Clamp, (1) Lock Ring, (3) Female Terminal Pins
21	GA8328	-	4-Pin Female Connector Kit, 4 Seals And 4 Pin Contacts
22	GA8329	-	4-Pin Connector W/Male Housing, 4 Seals And 4 Socket Contacts

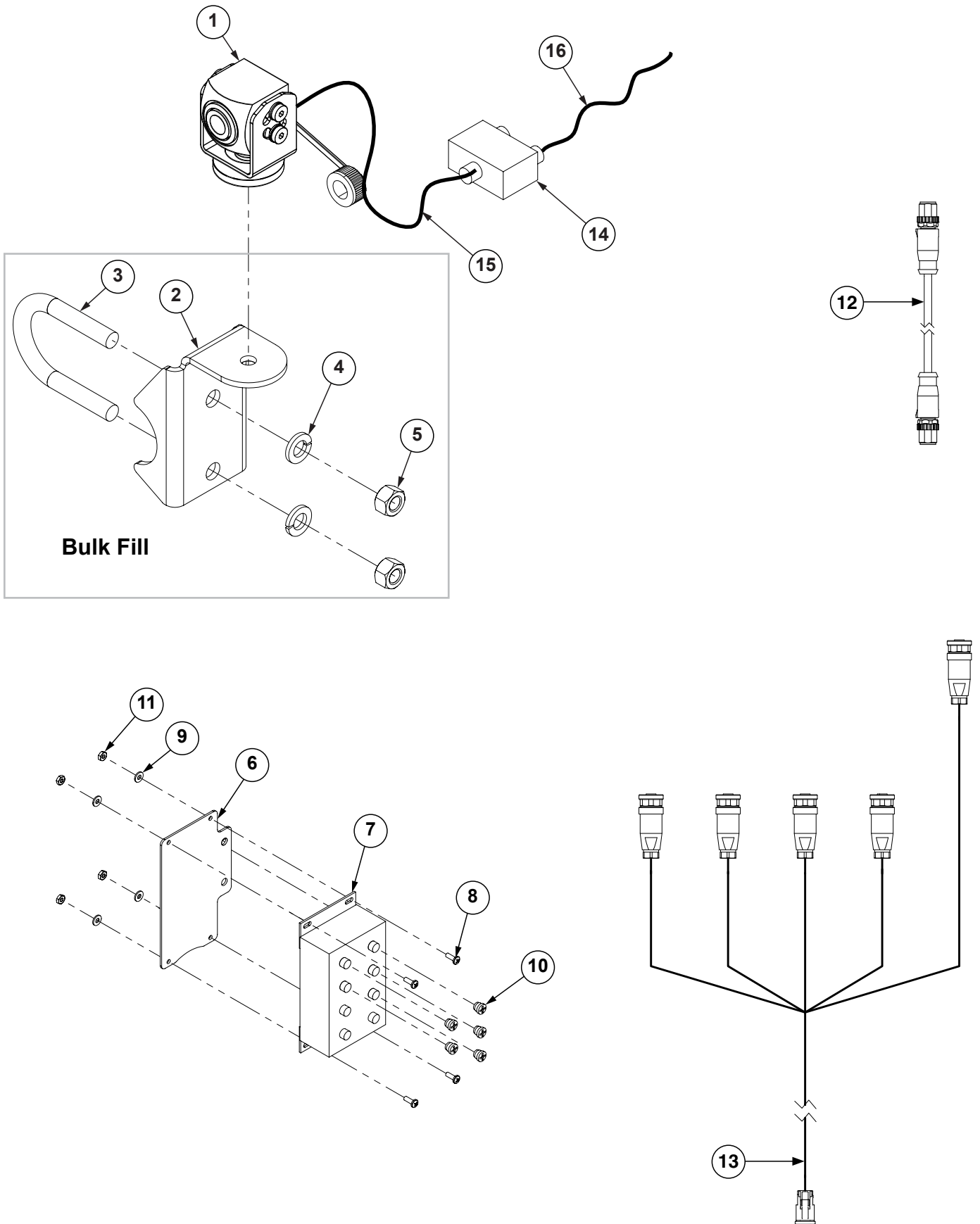
\*Hose not stocked by Kinze repair parts, but is available in bulk. Order part number: GD17151-00, Nylon Tubing, 1/4" O.D. x 250'.

(106136)

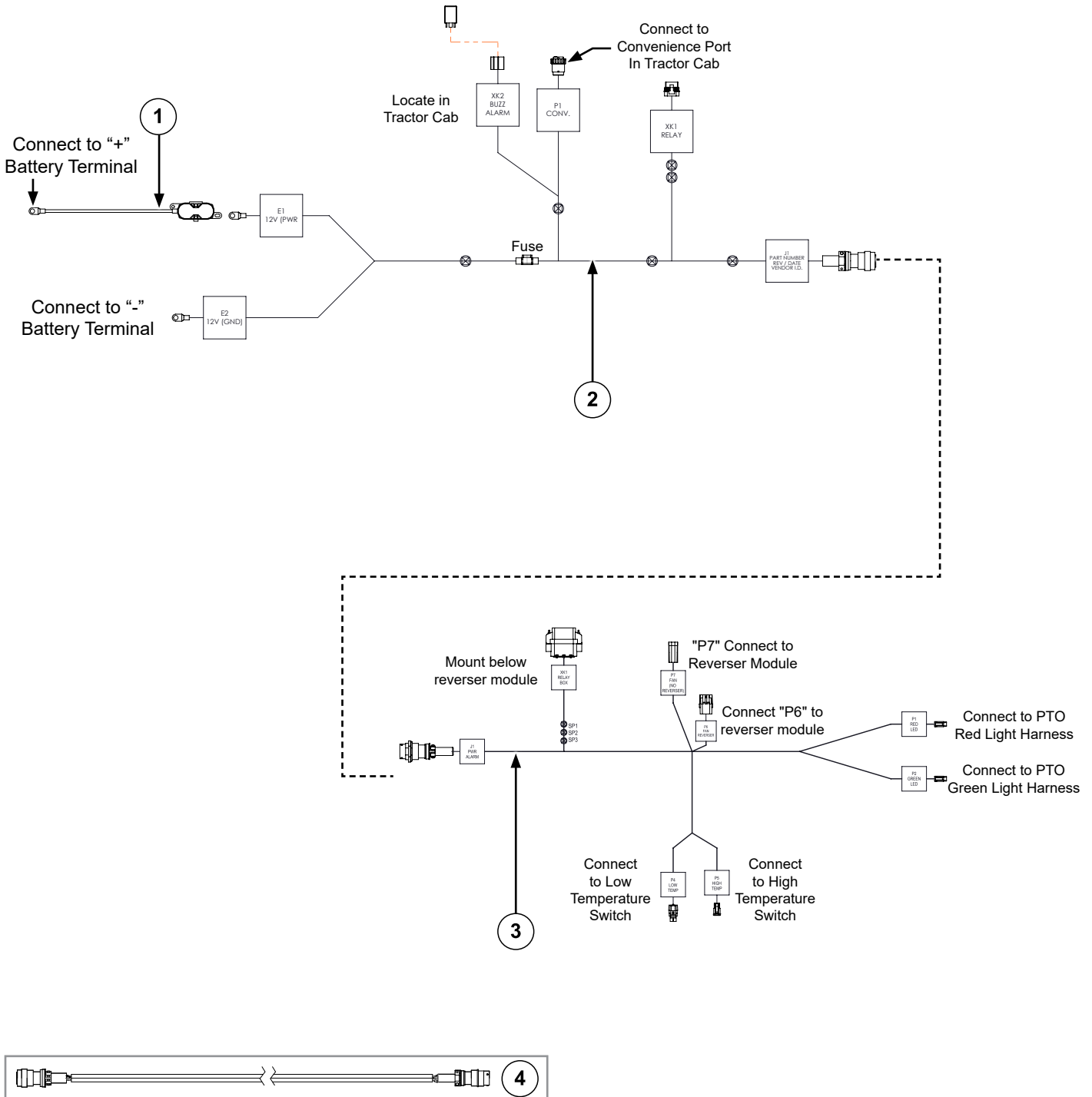




ITEM	PART NO.	QTY.	DESCRIPTION
1	GA14599	1	Pressure Gauge Mount
2	GD35903	1	1/8" Adapter
3	GD28372	2	1/8" NPT Tee, Brass (Female/Male/Female)
4	GA21406	2	Pressure Gauge W/Hose Barb
	GR1777	-	Hose Barb, 1/8" Male NPT To 3/16" Barb (Included W/GA21406)
5	GA10799	2	Breather, 1/8" Male NPT
6	GD15804	2	Mount
7	G11215	6	Hex Flat Head Cap Screw, No. 6-32 x 3/8", Grade 8
8	G10001	2	Hex Head Cap Screw, 3/8"-16 x 1"
9	G10108	2	Lock Nut, 3/8"-16
10	G10069	2	Hex Head Cap Screw, 5/16"-18 x 2 1/4"
11	G10620	2	Serrated Flange Nut, 5/16"-18
12	GR1777	2	Hose Barb, 1/8" Male NPT To 3/16" Barb
13	GD15849-02	2	Clear Plastic Tubing, 5/16" O.D. x 120"
14	G10023601	2	90 Elbow, 1/8" x 1/8" NPT
15	GA14805	2	Air Pressure/Vacuum Sensor (-3.75 to 3.75 PSI)



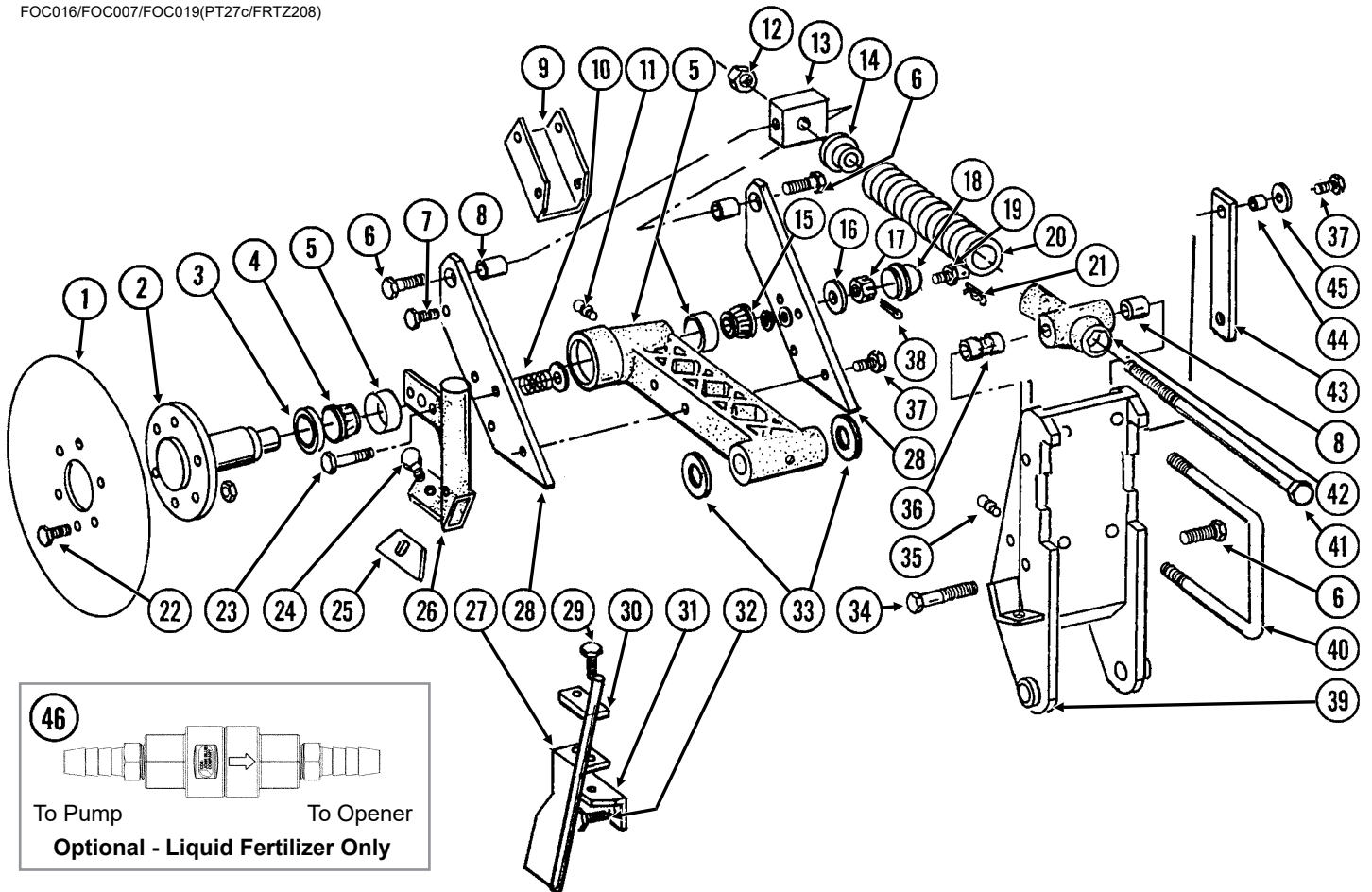
ITEM	PART NO.	QTY.	DESCRIPTION
1	G10327701	1	Camera Assembly
2	GD26989	1	Work Light Bracket
3	GD27190	1	U-Bolt, 1½" x ⅜"-16
4	G10229	2	Lock Washer, ⅜"
5	G10101	2	Hex Nut, ⅜"-16
6	G10374301	1	Ethernet Switch Bracket
7	G10375201	1	Ethernet Switch
8	G11341	4	Phillips Pan Head Machine Screw, No. 12-24 x ⅝", Grade 1
9	G11383	4	Flat Washer, No. 12
10	GD30726	5	Socket Dust Cover, M12
11	G10375601	4	Hex Nut, No. 12-24, Grade 1
12	GA22554-36	1	Ethernet Cable, CAT 5 (M12 STR - M12 STR) x 36"
13	G10269201	1	Camera Power Harness
14	G10375101	1	Ethernet Power Injector
15	GA22554-360	1	Ethernet Cable, CAT 5 (M12 STR - M12 STR) x 360"
16	GA22554-20	1	Ethernet Cable, CAT 5 (M12 STR - M12 STR) x 20"



ITEM	PART NO.	QTY.	DESCRIPTION
1	G10049501	1	Tractor Battery Connection Harness and Fuse Kit
2	G10724901	1	Tractor Power Harness
3	G10357401	1	PTO Harness, 3000 Series (2022 Production)
	G10649801	1	PTO Harness, 3000 Series (2023 Production and on)
4	G10737701	-	PTO Extension Harness (Articulated Tractors)

**This page left blank intentionally.**

FOC016/FOC007/FOC019(PT27c/FRTZ208)

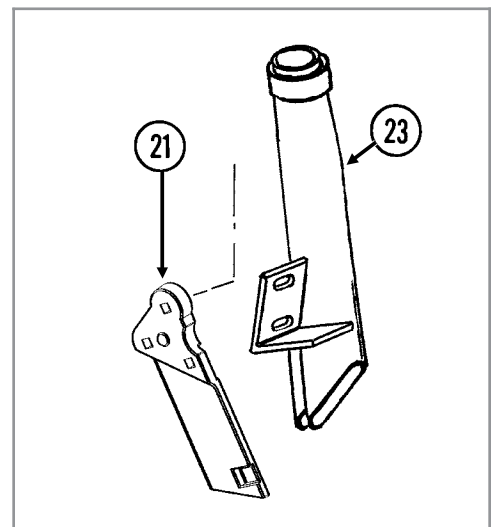
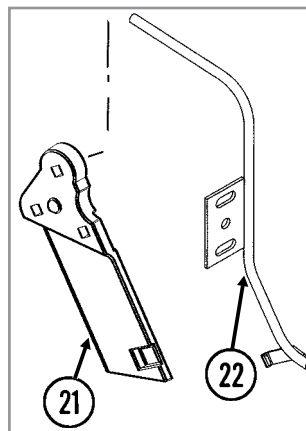
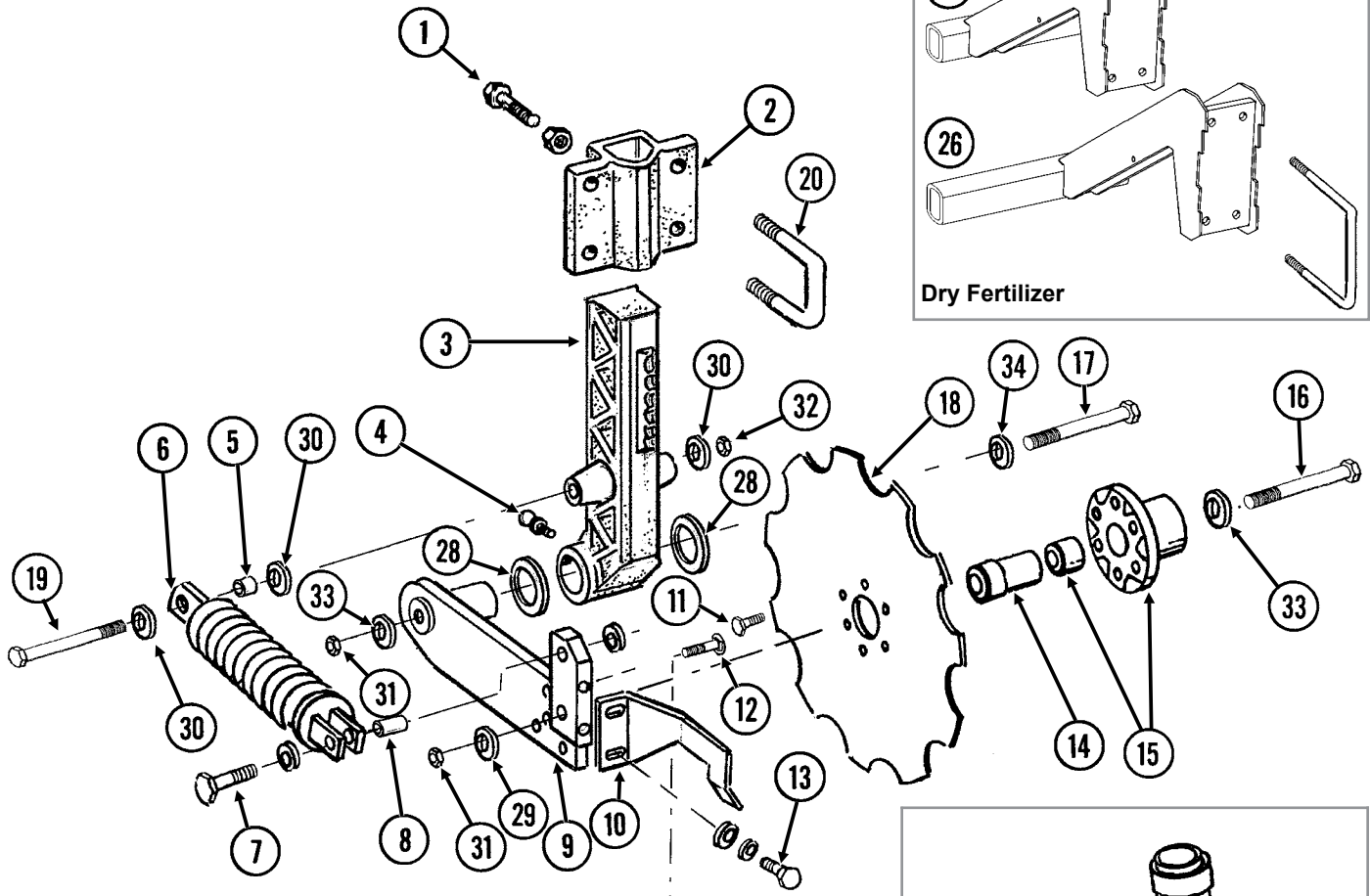
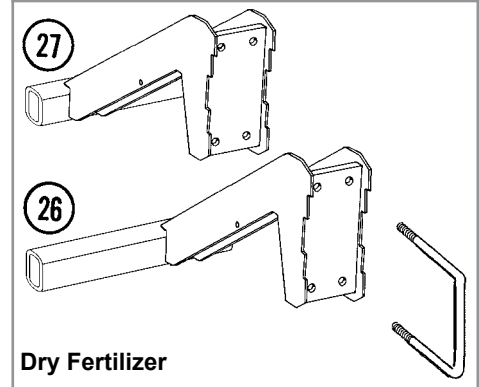
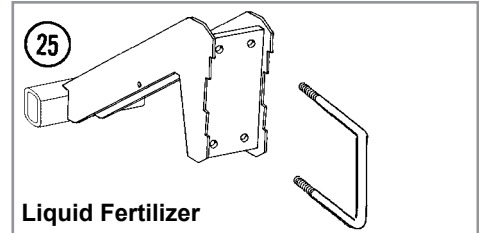
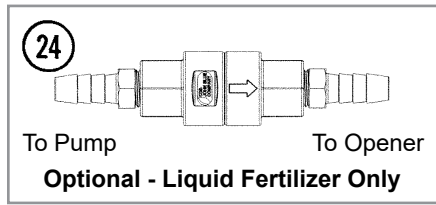


ITEM	PART NO.	QTY. (Per Assy.)	DESCRIPTION
1	GD7900 GD8247	1 -	Disc Blade, 18" Disc Blade, 20" (Optional)
2	GB0205	1	Spindle
3	GA4286	1	Seal
4	GA4287	1	Bearing
5	GA5887 GD6553 GR0188 G11391	1 - - 3	Arm W/Cups And Washers Inner Cup (Included W/GA5887) Outer Cup (Included W/GA5887) Flat Washer, 5/8" SAE (Included W/GA5887)
6	G10007	3	Hex Head Cap Screw, 5/8"-11 x 1 1/2"
7	G10001 G10108	2 2	Hex Head Cap Screw, 3/8"-16 x 1" Lock Nut, 3/8"-16
8	GB0218	3	Bushing, 2 1/32" I.D. x 7/8" O.D. x 1 9/32" Long
9	GD8238	1	Channel
10	GD7962	2	Spring
11	G10641	2	Grease Fitting, 1/8" NPT
12	G10105	3	Hex Nut, 3/4"-10
13	GD7908	1	Tap Block
14	GD34923	1	Spring Seat
15	GA0237	1	Bearing
16	G10220	1	Machine Bushing, 1 1/16", 10 Gauge
17	G10507	1	Slotted Nut, 1"-14

ITEM	PART NO.	QTY. (Per Assy.)	DESCRIPTION
18	GD1104	1	Dust Cap
19	GD8276	1	Pin
	G10237	1	Lock Washer, 7/16"
	G10100	1	Hex Nut, 7/16"-14
20	GD10273	1	Compression Spring
21	G10592	1	Hair Pin Clip, No. 11
22	G10594	6	Bolt, 1/2"-13 x 1 1/2"
	G10111	6	Lock Nut, 1/2"-13
23	G10049	2	Hex Head Cap Screw, 3/8"-16 x 2 1/2"
	G11387	2	Flat Washer, 3/8" SAE
	G10108	2	Lock Nut, 3/8"-16
24	G10599	1	Carriage Bolt, 3/8"-16 x 1 1/4"
	G11387	1	Flat Washer, 3/8" SAE
	G10229	1	Lock Washer, 3/8"
	G10101	1	Hex Nut, 3/8"-16
25	GD7912	1	Scraper
26	GB0210	-	Drop Tube, R.H., Dry Fertilizer
	GB0209	1	Drop Tube, L.H., Dry Fertilizer (Shown)
27	GA8689	1	Drop Tube, L.H., Liquid Fertilizer (Shown)
	GA8688	-	Drop Tube, R.H., Liquid Fertilizer
28	GD8224	2	Bar
29	G10004	2	Hex Head Cap Screw, 3/8"-16 x 1 1/4"
	G10229	2	Lock Washer, 3/8"
30	GD10487	1	Clamp
31	GD10304	-	Angle, R.H.
	GD10303	1	Angle, L.H. (Shown)
32	G10016	2	Hex Head Cap Screw, 1/2"-13 x 2"
	G10111	2	Lock Nut, 1/2"-13
33	G10322	-	Machine Bushing, 1 1/4", 18 Gauge (As Required)
34	G10862	1	Hex Head Cap Screw, 5/8"-11 x 3 1/4"
	G11391	2	Flat Washer, 5/8" SAE
	G10230	1	Lock Washer, 5/8"
35	G10640	1	Grease Fitting, 1/4"-28
36	GD10242	1	Bushing, 2 1/4"
37	G10039	5	Hex Head Cap Screw, 1/2"-13 x 1 3/4"
	G10111	5	Lock Nut, 1/2"-13
38	G10459	1	Cotter Pin, 3/16" x 1 1/2"
39	GA7240	-	Opener Mount, R.H.
	GA7239	1	Opener Mount, L.H. (Shown)
40	GD1113	2	U-Bolt, 5" x 7" x 5/8"-11
	G10230	4	Lock Washer, 5/8"
	G10104	4	Hex Nut, 5/8"-11
41	GD7907	1	Special Bolt
42	GB0206	1	Rod Guide
43	GD8239	1	Storage Strap
44	GD7904-02	1	Sleeve, 1/2" x 1/2" Long
45	G11389	3	Flat Washer, 1/2" SAE
46	GA15416	1	Check Valve Assembly

FOC018(TWL34e/TWL34f/TWL34g/FRTZ268b/FRTZ208)

**NOTE: R.H. and L.H. is determined by which side of blade it is on in the direction of travel.**





ITEM	PART NO.	QTY. (Per Assy.)	DESCRIPTION
1	G10017	3	Hex Head Cap Screw, 1/2"-13 x 1 1/2"
	G10102	3	Hex Nut, 1/2"-13
2	GB0405	1	Mount, L.H.
	GB0400	-	Mount, R.H. (Shown)
3	GB0296	1	Arm, 13 1/2"
4	G10640	1	Grease Fitting, 1/4"-28
5	GD12685	1	Bushing, 3/4" O.D. x 1/2" Long
6	GA6966	1	Compression Spring Assembly
7	G10047	1	Hex Head Cap Screw, 3/8"-16 x 1 3/4"
	G11387	2	Flat Washer, 3/8" SAE
	G10108	1	Lock Nut, 3/8"-16
8	GD1026	1	Sleeve, 1 3/16" Long
9	GA9433	1	Pivot Arm, L.H. (Shown)
	GA9434	-	Pivot Arm, R.H.
10	GD11557	1	Scraper, L.H. (Shown)
	GD11558	-	Scraper, R.H.
11	G10002	6	Hex Head Cap Screw, 3/8"-16 x 3/4"
12	G10306	3	Carriage Bolt, 3/8"-16 x 2"
	G10108	3	Lock Nut, 3/8"-16
13	G10991	2	Hex Head Cap Screw, 5/16"-18 x 7/8"
	G10232	2	Lock Washer, 5/16"
	G11386	6	Flat Washer, 5/16" SAE
14	GD12679	1	Stepped Spacer, 3" Long
15	GA9437	1	Hub W/Bearing
	GA8603	-	Bearing, Double Row (Included W/GA9437)
16	G10011	1	Hex Head Cap Screw, 5/8"-11 x 5 1/2"
17	G10046	1	Hex Head Cap Screw, 5/8"-11 x 5"
18	GD12676	1	Disc Blade, Notched, 16 3/4"
19	G10871	1	Hex Head Cap Screw, 1/2"-13 x 6"
20	GD13287	2	U-Bolt, 1 1/2" x 2 1/2" x 1/2"-13
	G11389	4	Flat Washer, 1/2" Plated SAE
	G10111	4	Lock Nut, 1/2"-13
21	GB0323	1	Knife, L.H. (Shown)
	GB0322	-	Knife, R.H.
22	GA12108	1	Drop Tube, Liquid Fertilizer (Shown)
	GA12109	-	Drop Tube, Liquid Fertilizer
23	GA10047	1	Drop Tube, L.H., Dry Fertilizer
	GA10048	-	Drop Tube, R.H., Dry Fertilizer (Shown)
24	GA15416	1	Check Valve Assembly
25	GA9564	1	Opener Mount (Included W/GA9564)
	GD1113	2	U-Bolt, 5" x 7" x 5/8"-11 (Included W/GA9564)
	G10230	4	Lock Washer, 5/8" (Included W/GA9564)
	G10104	4	Hex Nut, 5/8"-11 (Included W/GA9564)
26	GA9819	1	Opener Mount (Included W/GA9819)
	GD1113	2	U-Bolt, 5" x 7" x 5/8"-11 (Included W/GA9819)
	G10230	4	Lock Washer, 5/8" (Included W/GA9819)
	G10104	4	Hex Nut, 5/8"-11 (Included W/GA9819)
27	GA9820	1	Opener Mount (Included W/GA9820)
	GD1113	2	U-Bolt, 5" x 7" x 5/8"-11 (Included W/GA9820)
	G10230	4	Lock Washer, 5/8" (Included W/GA9820)
	G10104	4	Hex Nut, 5/8"-11 (Included W/GA9820)

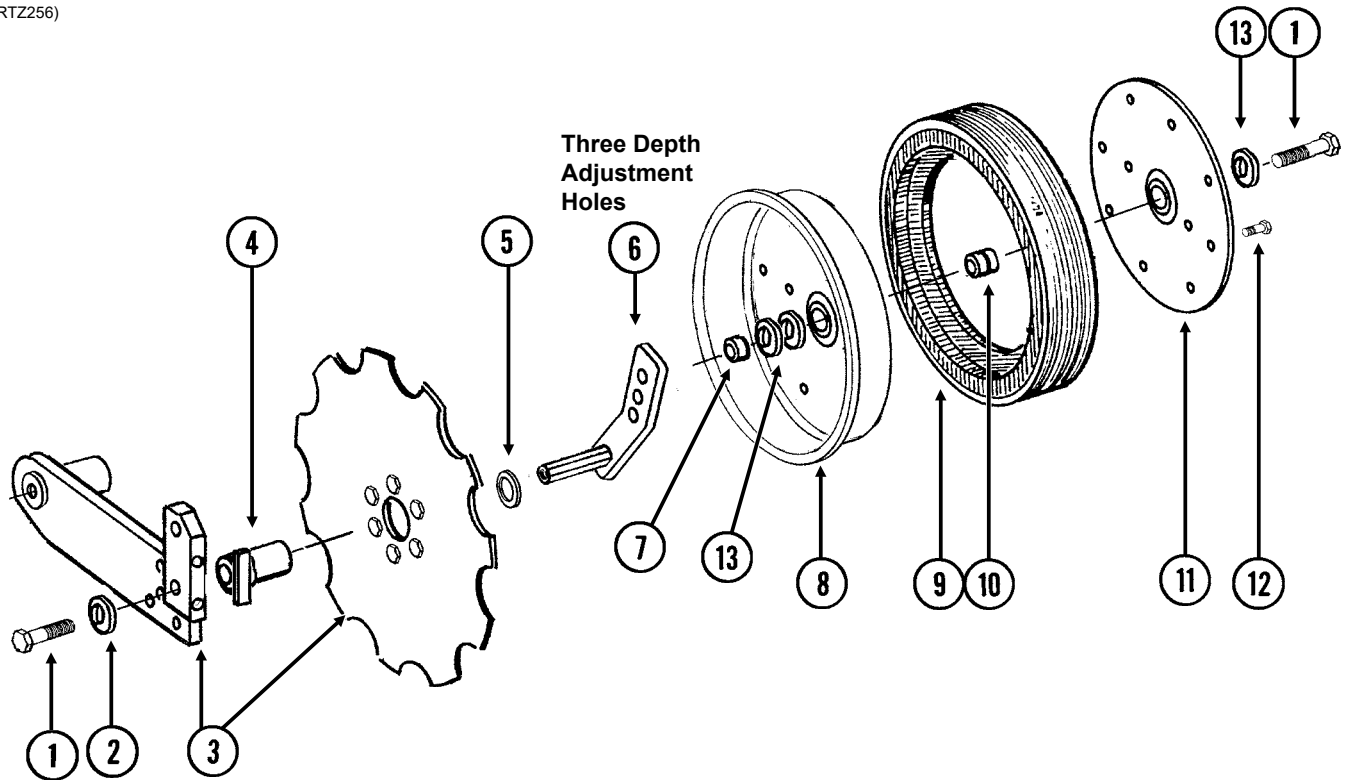
Continued on the next page.

---

ITEM	PART NO.	QTY. (Per Assy.)	DESCRIPTION
28	G10450	-	Machine Bushing, 1½", 18 Gauge (As Required)
29	GD12677	1	Washer, 1½" O.D., 7 Gauge, Hardened
30	G11389	-	Flat Washer, ½" Plated SAE
31	G10107	-	Lock Nut, ⅝"-11
32	G10111	-	Lock Nut, ½"-13
33	G11391	-	Flat Washer, ⅝" SAE
34	G10217	-	Washer, ⅝" USS

**This page left blank intentionally.**

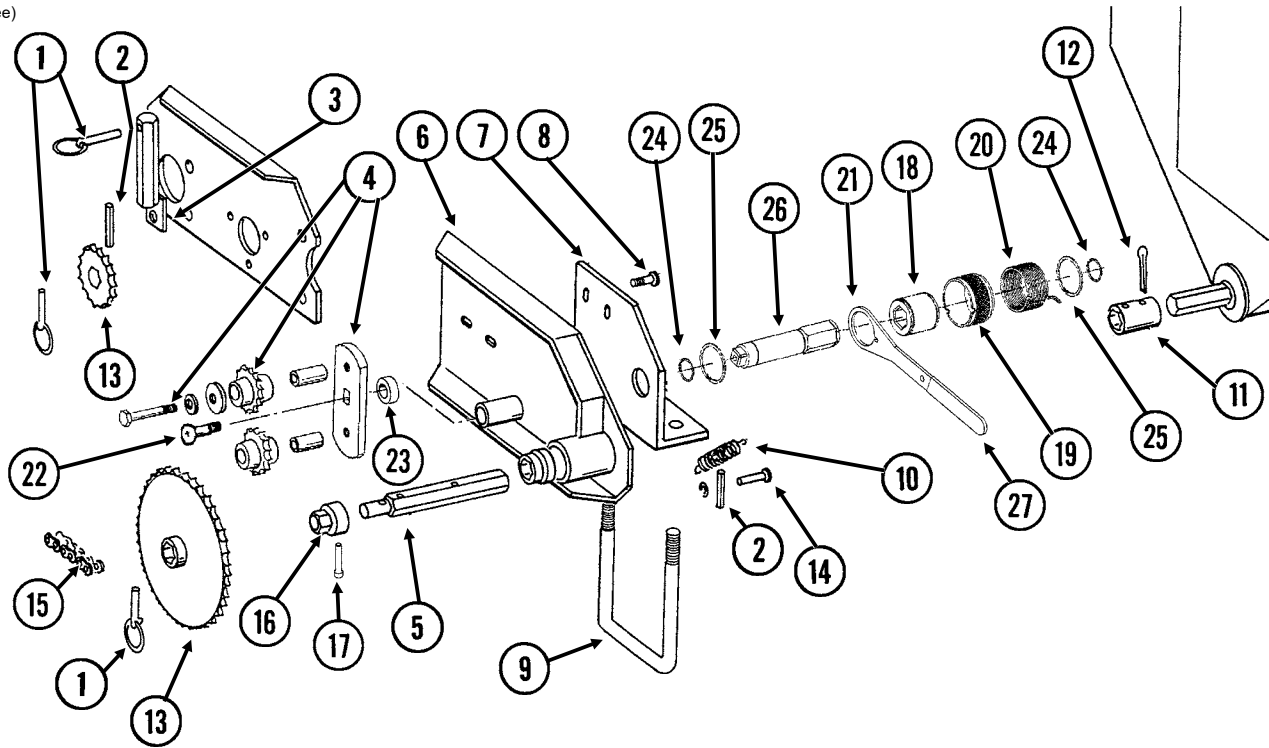
(FRTZ256)



ITEM	PART NO.	QTY. (Per Assy.)	DESCRIPTION
1	G10010	2	Hex Head Cap Screw, 5/8"-11 x 3"
2	G11391	1	Flat Washer, 5/8" SAE
3	---	-	<a href="#">See "Notched Single Disc Fertilizer Opener" on page P237</a>
4	GA9472	1	Blade Mount
5	G10233	1	Machine Bushing, 1 1/2" x 1/32", 10 Gauge
6	GA10037	1	Wheel Mount, L.H. (Shown)
	GA10036	1	Wheel Mount, R.H.
7	GD13309	1	Spacer
8	GD31466	1	Half Wheel, Black
9	GD11953	1	Offset Tire
10	GA6171	1	Bearing
11	GD26598	1	Half Wheel Cover, Black
12	G10961	11	Flanged Whiz Lock Screw, 5/16"-18 x 3/4", No Serration
	G10620	11	Serrated Flange Nut, 5/16"-18
13	G10397801	-	Special Machine Bushing, 5/8" x 1" O.D. (As Required)
A	GA18311	-	Gauge Wheel Complete (Items 8-12)
B	G9881X	-	Depth/Gauge Wheel Package (Items 1-13)

**This page left blank intentionally.**

(TWL60ee)

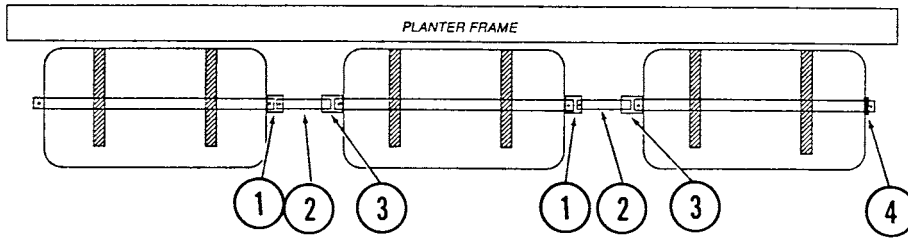


ITEM	PART NO.	QTY.	DESCRIPTION
1	GD2558	3	Lynch Pin, 1/4"
2	G10602	2	Spring Pin, 1/4" x 1 1/2"
3	GA5229	1	Sprocket Storage Rod
4	GA7336	1	Idler W/Bolt-On Sprockets
	GD7426	-	Sprocket, 12 Tooth (Included W/GA7336)
	GD1026	-	Sleeve, 1 3/8" Long (Included W/GA7336)
	G11387	-	Flat Washer, 3/8" SAE (Included W/GA7336)
	G10229	-	Lock Washer, 3/8" (Included W/GA7336)
	G10047	-	Hex Head Cap Screw, 3/8"-16 x 1 3/4" (Included W/GA7336)
5	GD7870	1	Shaft, 7"
6	GA6579	1	Plate W/Bearings And Grease Fitting
	GA5116	-	Bearing, 7/8" Hex Bore, Cylindrical (Included W/GA6579)
	GA5624	-	Special Bearing, 7/8" Hex Bore x 1.6" (Included W/GA6579)
	G10643	-	Grease Fitting, 45°, 1/4"-28 (Included W/GA6579)
7	GD9320	1	Mount
8	G10574	2	Carriage Bolt, 1/2"-13 x 1 1/4"
	G11389	4	Flat Washer, 1/2" SAE
	G10228	2	Lock Washer, 1/2"
	G10102	2	Hex Nut, 1/2"-13
9	GD1134	1	U-Bolt, 7" x 5" x 5/8"-11
	G10230	2	Lock Washer, 5/8"
	G10104	2	Hex Nut, 5/8"-11
10	GD5857	1	Spring
11	GD5886	-	Coupler, 1 3/4"
12	G10460	-	Cotter Pin, 1/4" x 2"

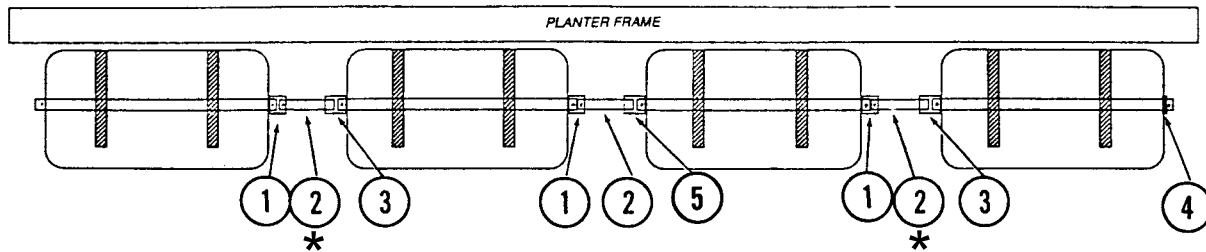
ITEM	PART NO.	QTY.	DESCRIPTION
13	GA5105	1	Sprocket, 15 Tooth
	GA5107	1	Sprocket, 19 Tooth
	GA5114	1	Sprocket, 30 Tooth
	GA5115	1	Sprocket, 33 Tooth
	GA6337	1	Sprocket, 35 Tooth
14	G10408	1	Clevis Pin, 5/16" x 3/4"
	G10409	1	Retaining Ring, 5/16"
15	G3310-155	1	Chain, No. 40, 155 Pitch Including Connector Link And Offset Link
	GR0912	-	Connector Link, No. 40
	GR0911	-	Offset Link, No. 40
16	GD7127	1	Shear Coupler
17	G10821	1	Clevis Pin, 3/16" x 2"
	G10455	1	Cotter Pin, 1/16" x 1/2"
18	GD14432	1	Sleeve, 1 1/4"
19	GD19343	1	Release Collar, R.H.
20	GD14413	-	Torsion Spring, L.H. (Used In R.H. Wrap Spring Wrench)
21	GD14431	1	Handle
22	G11100	1	Hex Socket Button Head Cap Screw, 1/4"-20 x 1/2", Grade 8
	G10227	1	Lock Washer, 1/4"
	G11453	1	Fender Washer, 1/4"
23	GD2734-18	1	Sleeve, 1 1/4" O.D. x 7/16" Long
24	G11075	2	External Inverted Snap Ring, 7/8"
25	G10496	2	External Inverted Snap Ring, 1 1/2"
26	GD14427	1	Tightener Shaft, 4 7/8"
27	G11078	1	Vinyl Cap
A	GA11331	-	Lock Clamp Kit (Items 2 And 3)
B	G1K378	1	Wrap Spring Wrench Replacement Kit, Gold Collar, R.H. (Items 18-27)

RH101190(PT33/PT35)

6 Row 30"



8 Row 30"

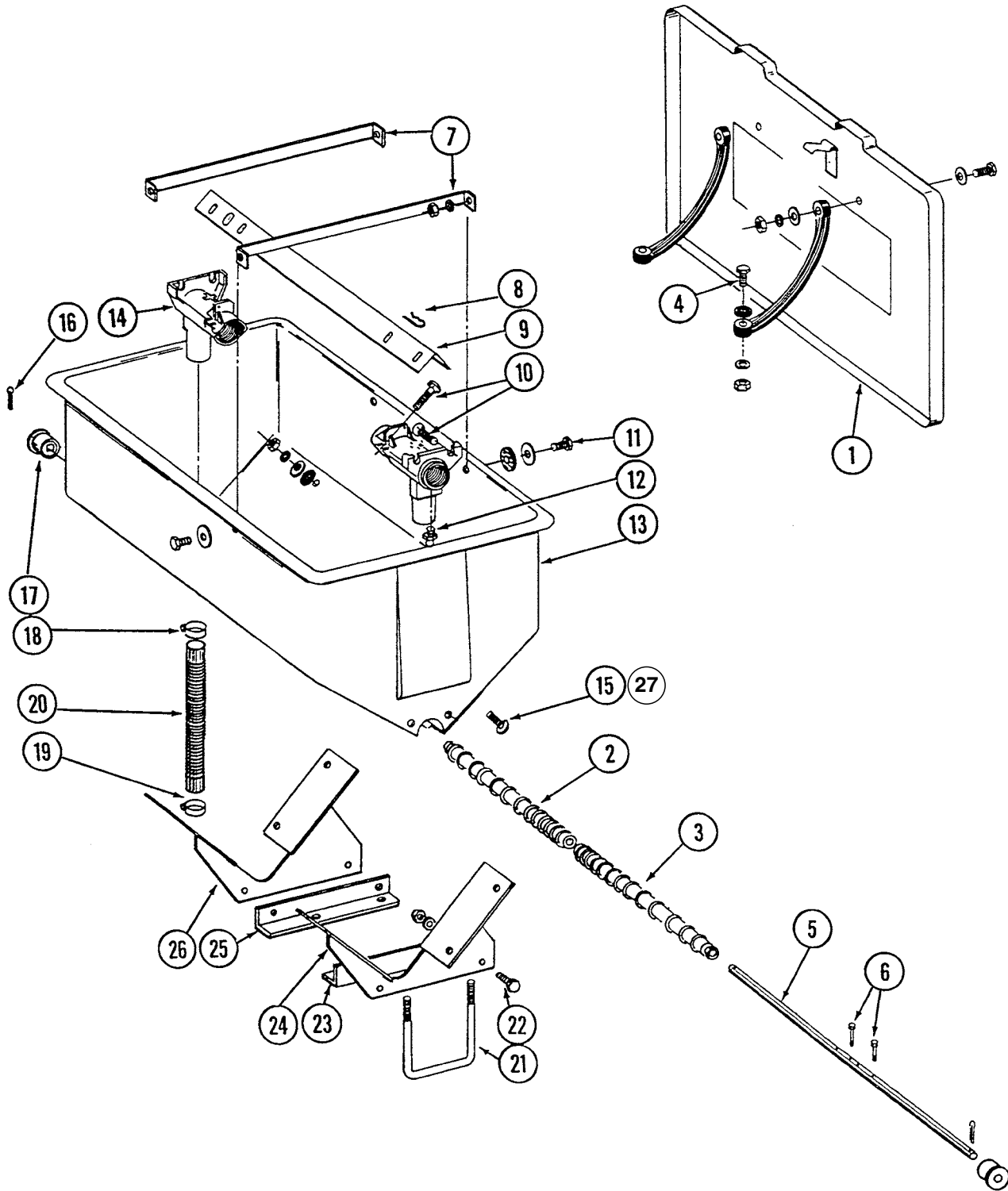


ITEM	PART NO.	QTY.	DESCRIPTION
1	GD5886	-	Coupler, 1 $\frac{3}{4}$ "
2	GD2548-15.5	-	Hex Shaft, $\frac{7}{8}$ " x 15 $\frac{1}{2}$ " (1 Hole)
	GD35275	2	Hex Shaft, $\frac{7}{8}$ " x 11 $\frac{1}{2}$ " (1 Hole) (8 Row 30" W/HD Single Disc Fertilizer Openers)
3	GD7867	-	Coupler, 3"
4	G10233	2	Machine Bushing, 1 $\frac{1}{2}$ " x $\frac{1}{32}$ ", 10 Gauge
5	GD9378	-	Coupler, 12"



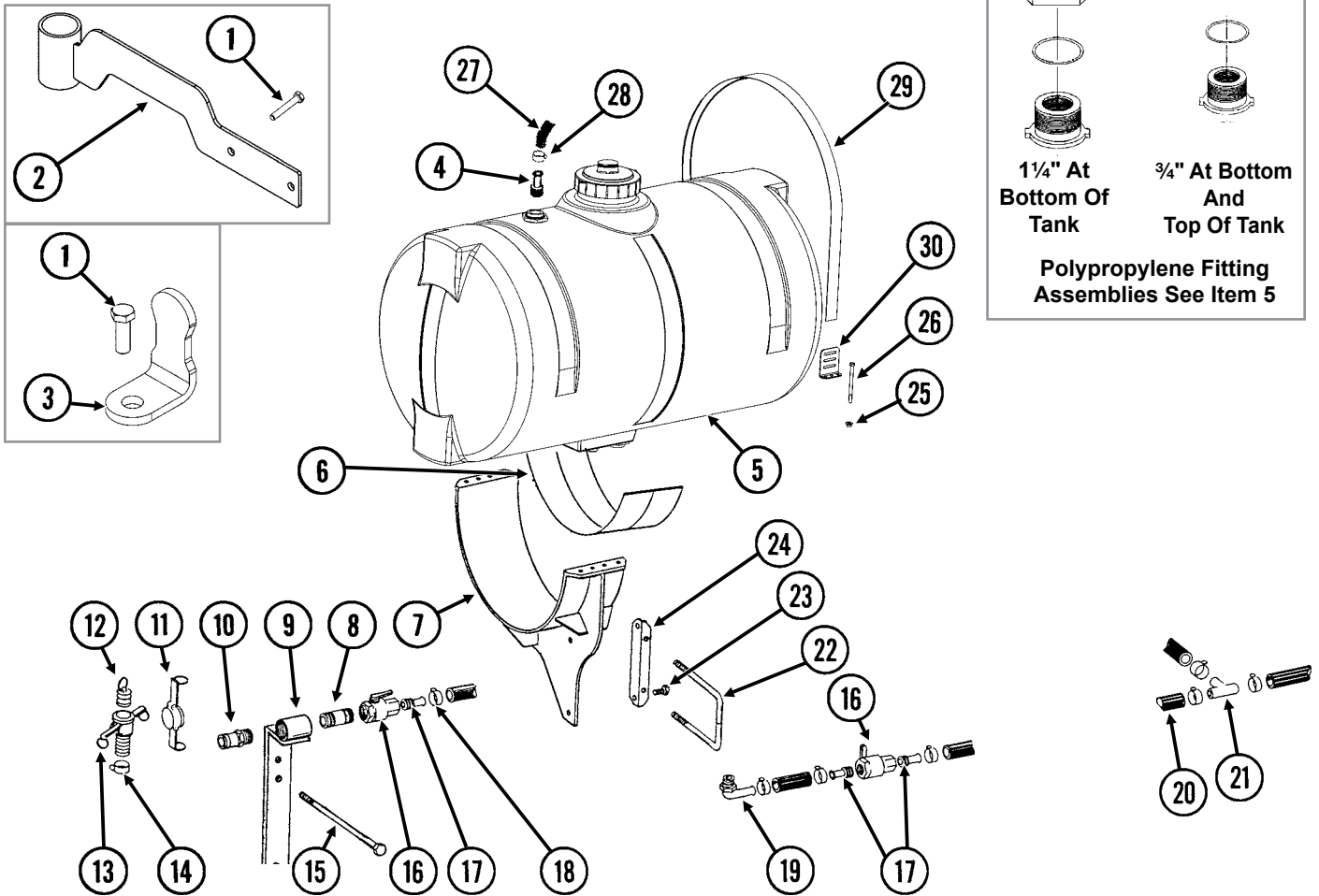
**This page left blank intentionally.**

DFC009/DFC018/DFC023(TWL61)



ITEM	PART NO.	QTY. (Per Hopper)	DESCRIPTION
1	GA0898	1	Lid W/Retainers, Clips, Rivets, Rubber Straps And Hardware
	GD1380	-	Front Clip (Included W/GA0898)
	GD2412	-	Rear Retainer (Included W/GA0898)
	G10655	-	Rivet, 3/16" x 1 3/32" (Included W/GA0898)
	GD1210	-	Rubber Strap (Included W/GA0898)
	G10171	-	Hex Head Cap Screw, 5/16"-18 x 1 1/4" (Included W/GA0898)
	G11386	-	Flat Washer, 5/16" SAE (Included W/GA0898)
	G10232	-	Lock Washer, 5/16" (Included W/GA0898)
	G10106	-	Hex Nut, 5/16"-18 (Included W/GA0898)
2	GB0198	1	Auger, R.H.
3	GB0199	1	Auger, L.H.
4	G10133	2	Hex Head Cap Screw, 5/16"-18 x 1 1/2"
	G11386	2	Flat Washer, 5/16" SAE
	G10232	2	Lock Washer, 5/16"
	G10106	2	Hex Nut, 5/16"-18
5	GD7848	1	Shaft
6	G10587	2	Hex Head Cap Screw, 1/4"-20 x 2", Stainless Steel
	G10588	2	Hex Nut, 1/4"-20, Stainless Steel
7	GD1209	2	Strap
8	G10670	2	Hair Pin Clip, No. 3
9	GD1207	1	Baffle
10	G10303	8	Carriage Bolt, 5/16"-18 x 1"
	G11386	8	Flat Washer, 5/16" SAE
	G10232	8	Lock Washer, 5/16"
	G10106	8	Hex Nut, 5/16"-18
11	G10171	4	Hex Head Cap Screw, 5/16"-18 x 1 1/4"
	G10201	4	Special Washer, 3/8" x 1 1/2" O.D.
	GD1213	4	Rubber Washer
	G10232	4	Lock Washer, 5/16"
	G10106	4	Hex Nut, 5/16"-18
12	G10640	2	Grease Fitting, 1/4"-28
13	GD1379	1	Hopper
14	GD1200	2	Outlet Housing
15	G10303	8	Carriage Bolt, 5/16"-18 x 1"
	G10232	8	Lock Washer, 5/16"
	G10106	8	Hex Nut, 5/16"-18
16	G10460	2	Cotter Pin, 1/4" x 2"
17	GB0200	2	Bearing
18	G10676	2	Hose Clamp, No. 36, Stainless Steel
19	G10672	2	Hose Clamp, No. 28
20	GD21398	2	Rubber Tube
21	GD1134	2	U-Bolt, 7" x 5" x 5/8"-11
	G10230	4	Lock Washer, 5/8"
	G10104	4	Hex Nut, 5/8"-11
22	G10017	2	Hex Head Cap Screw, 1/2"-13 x 1 1/2"
	G10228	2	Lock Washer, 1/2"
	G10102	2	Hex Nut, 1/2"-13
23	GD9131	1	Angle, L.H.
24	GA6437	1	Mount, L.H.
25	GD9132	1	Angle, R.H.
26	GA6436	1	Mount, R.H.
27	G10201	8	Special Washer, 3/8" x 1 1/2" O.D.
	GD1213	8	Rubber Washer
A	GA22278	-	Hopper Sub-Assembly (Items 8,10 And 12-15)
B	GA5667	-	Hopper Hardware Box (Items 2-7, 9, 11, 16 And 17)

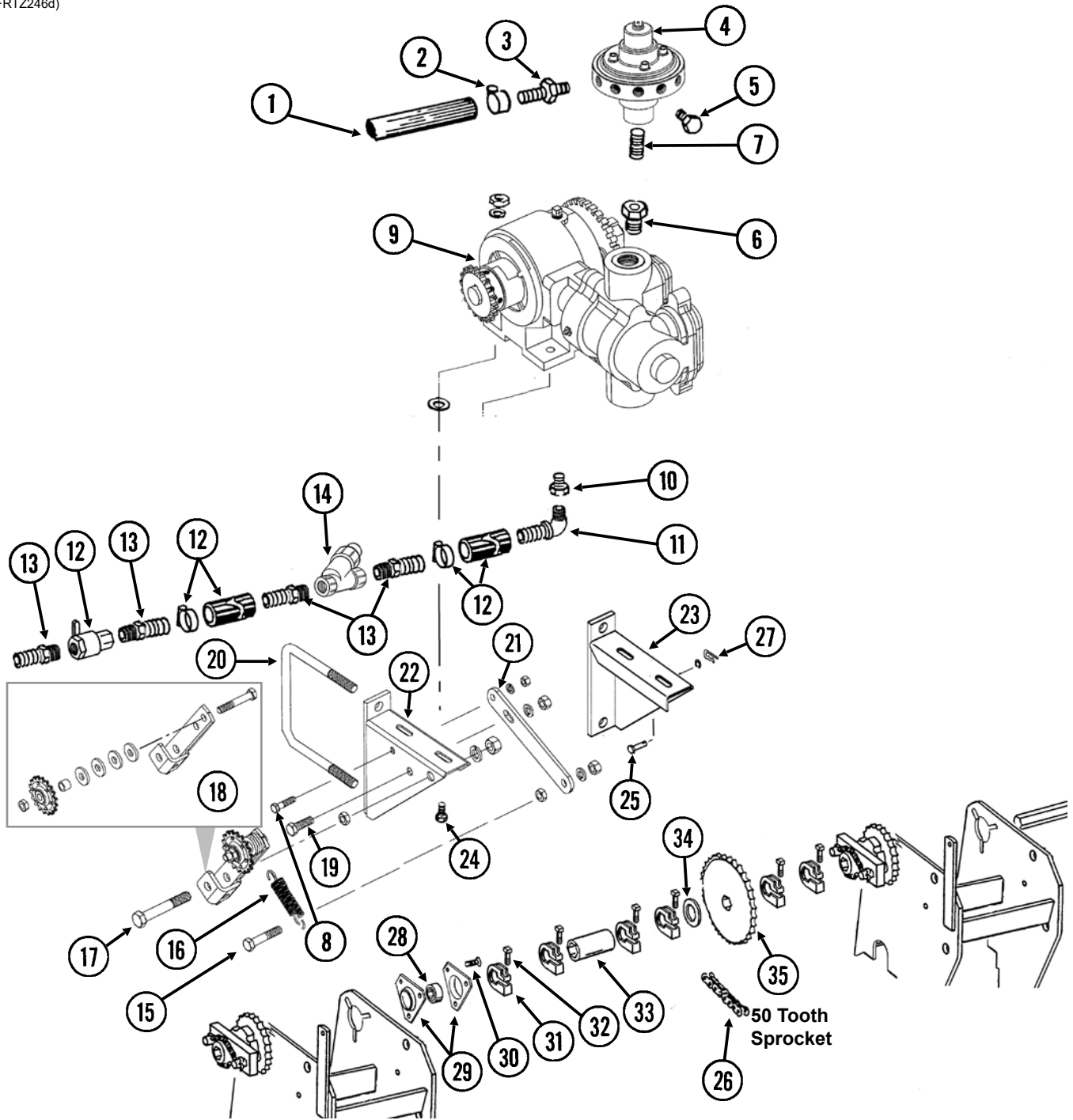
LFC012rev(FRTZ201e/PT51/TWL62C)



ITEM	PART NO.	QTY.	DESCRIPTION
1	G10004	-	Hex Head Cap Screw, 3/8"-16 x 1 1/4"
	G11091	-	Serrated Flange Nut, 3/8"-16
2	GA14112	2	Hose Guide
3	GD20060	2	Hose Bracket
4	G10626	-	Adapter, 1 1/4" NPT To Barb
5	GA14049	2	Tank W/Sealed Lid and Fittings, 150 Gallon
	GA16428	1	Lid, 7" W/Vacuum Breaker (Included W/GA14049)
	GA16157	1	Vacuum Breaker (Included W/GA16428)
	GR1708	-	3/4" Bulkhead Overflow Fitting Assembly (Overflow Fitting, Nut, Bushing, And O-Ring) (Top And Bottom Of Tank) (Included W/GA14049)
	GR0508	-	1 1/4" Polypropylene Fitting Assembly (Nut, Bushing, and O-Ring) (Bottom Of Tank) (Included W/GA14049)
	GR1941	1	Lid Seal (Included W/GA14049)
6	GD1862	1	Pad, 8" x 14" (For Two 30" Tanks)
7	GA7375	-	Tank Mount (2 Per Tank)
8	G10619	-	Close Nipple, 1 1/4" NPT
9	GA5917	1	Quick Fill Mount
10	GD1514	1	Adapter, 1 1/4" Male NPT To Cam Lock
11	GD1515	1	Dust Cap, 1 1/4" Cam Lock
12	GD1517	1	Dust Plug, 1 1/4" Male Cam Lock
13	GD1516	1	Adapter, 1 1/4" Barb To Female Cam Lock

ITEM	PART NO.	QTY.	DESCRIPTION
14	G10672	1	Hose Clamp, No. 28
15	G10829	2	Hex Head Cap Screw, 1/2"-13 x 6 1/2" (Used Between Light Assembly And Quick Fill Mount)
	G11389	2	Flat Washer, 1/2" SAE
	G10228	2	Lock Washer, 1/2"
	G10102	2	Hex Nut, 1/2"-13
16	GA4976	-	Shutoff Valve, 1 1/4" NPT
	GR1015	-	Body O-Ring (Included W/GA4976)
	GR1016	-	Stem O-Ring (Included W/GA4976)
	GR1017	-	Teflon Seat (Included W/GA4976)
	GR1018	-	Ball (Included W/GA4976)
	GR1019	-	Handle (Included W/GA4976)
17	G10626	-	Adapter, 1 1/4" NPT To Barb
18	G10674	-	Hose Clamp, No. 24
19	G10629	2	Elbow, 90°, 1 1/4" NPT To Barb
20	G4200-02	1	Hose, 1 1/4" x 27', 6 Row 30"
	G4200-03	-	Hose, 1 1/4" x 32', 8 Row 30"
21	G10633	1	Tee, 1 1/4" Barb
22	GD1747	4	U-Bolt, 5" x 7" x 3/4"-10
	G10231	8	Lock Washer, 3/4"
	G10105	8	Hex Nut, 3/4"-10
23	G10007	-	Hex Head Cap Screw, 5/8"-11 x 1 1/2"
	G10230	-	Lock Washer, 5/8"
	G10104	-	Hex Nut, 5/8"-11
24	GD10110	-	Mounting Angle (2 Per Tank)
25	G10901	16	Lock Nut, 3/8"-16
26	G10485	16	Hex Head Tap Bolt, 3/8"-16 x 5"
27	G4602-01	1	Black Helix Hose, 1 1/4" x 18'
28	G10674	4	Hose Clamp, No. 24
29	GD11124	4	Strap, 84"
30	GD11123	8	Anchor (Sub GA8114)

(FRTZ246d)

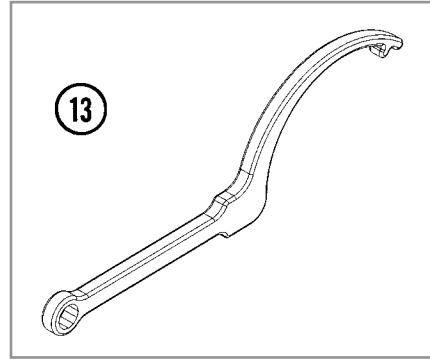
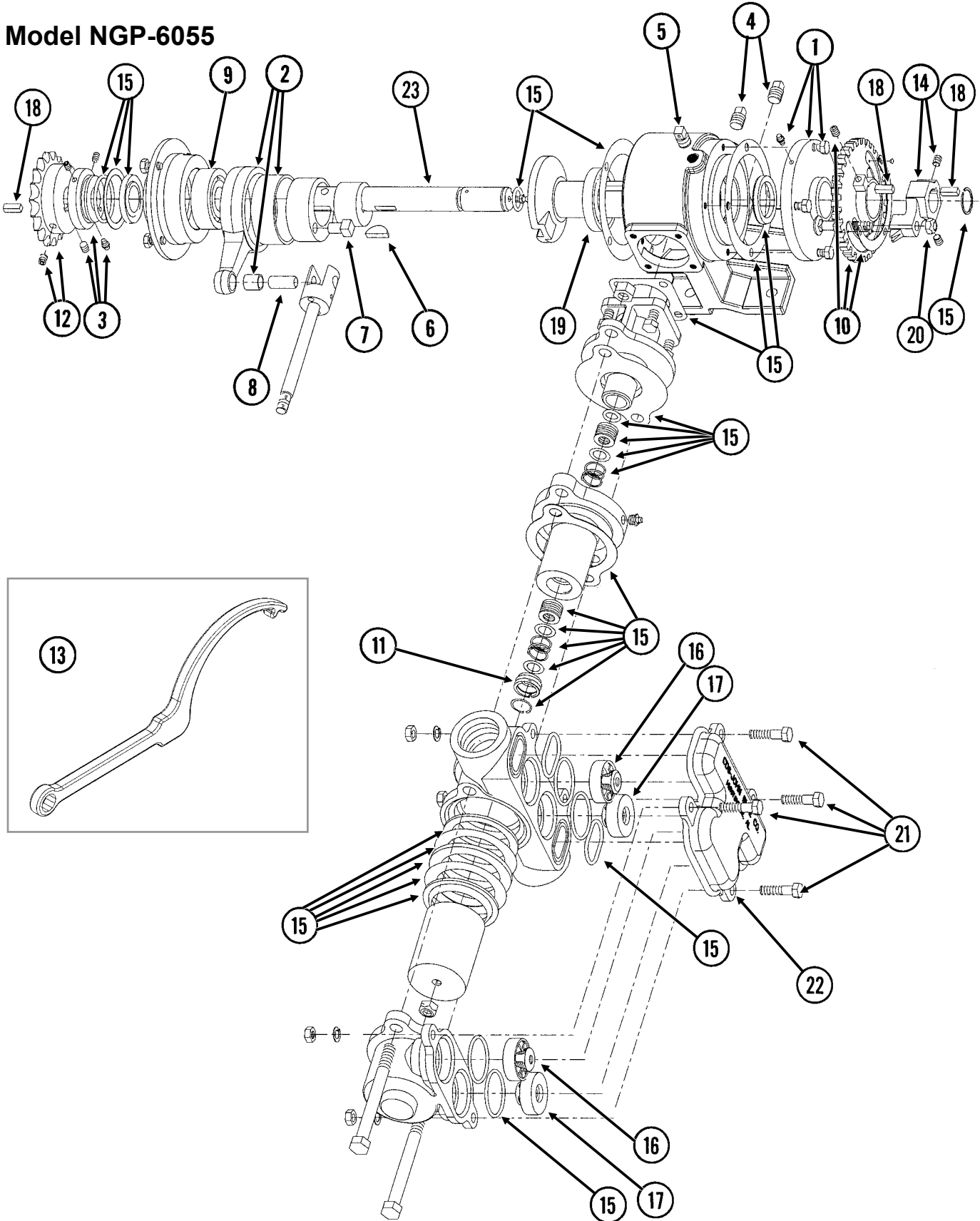


ITEM	PART NO.	QTY.	DESCRIPTION
1	G4301-02	-	Hose, 3/8" x 50', 6 Row 30"
	G4301-04	-	Hose, 3/8" x 100', 8 Row 30"
2	G10681	8	Hose Clamp, No. 6 (As Required)
3	GD11700	-	Adapter, 1/4" NPT To 3/8" Barb (As Required)
4	---	-	<a href="#">See "Liquid Fertilizer Piston Pump Flow Divider" on page P255</a>
5	G10292	-	Pipe Plug, 1/4" NPT (As Required)
6	G11237	1	Reducing Bushing, 1 1/2" Male NPT To 3/4" Female
7	G10994	1	Close Nipple, 3/4" NPT, Stainless Steel

ITEM	PART NO.	QTY.	DESCRIPTION
8	G10003	1	Hex Head Cap Screw, 3/8"-16 x 1 1/2"
	G10229	1	Lock Washer, 3/8"
	G10101	1	Hex Nut, 3/8"-16
9	---	-	<a href="#">See "Liquid Fertilizer Piston Pump Uses 18 Tooth Sprocket" on page P253</a>
10	G10615	1	Reducing Bushing, 1 1/2" Male NPT To 1 1/4" Female
11	G10629	1	Elbow, 90°, 1 1/4" NPT To Barb
12	---	-	<a href="#">See "Liquid Fertilizer Tanks, Saddles, Mounts, Hoses, and Fittings" on page P249</a>
13	G10626	4	Adapter, 1 1/4" NPT To Barb
14	GA3893	1	Strainer Complete
	GR0880	-	Screen, No. 40 Mesh (Included W/GA3893)
	GR0881	-	Gasket (Included W/GA3893)
	GR0882	-	Y-Body (Included W/GA3893)
	GR0883	-	End Cap (Included W/GA3893)
15	G10053	1	Hex Head Cap Screw, 1/2"-13 x 2 1/2"
	G10228	1	Lock Washer, 1/2"
	G10501	1	Hex Jam Nut, 1/2"-13, Grade 2
	G10102	1	Hex Nut, 1/2"-13
16	GD5857	1	Spring
17	G10036	1	Hex Head Cap Screw, 5/8"-11 x 4"
	G10230	1	Lock Washer, 5/8"
	G10503	1	Hex Jam Nut, 5/8"-11, Grade 2
	G10104	1	Hex Nut, 5/8"-11
18	GA11024	1	Idler W/Sprocket And Hardware
	GA7154	1	Sprocket W/Bearing, 18 Tooth (Included W/GA11024)
	G10038	1	Hex Head Cap Screw, 1/2"-13 x 3" (Included W/GA11024)
	G10168	4	Machine Bushing, 1/2", 7 Gauge (Included W/GA11024)
	GD11158	1	Spacer, 3/4" O.D. x 9/16" Long (Included W/GA11024)
	G10501	1	Hex Jam Nut, 1/2"-13, Grade 2 (Included W/GA11024)
19	G10037	1	Hex Head Cap Screw, 1/2"-13 x 1 1/4"
	G10228	1	Lock Washer, 1/2"
	G10102	1	Hex Nut, 1/2"-13
20	GD1113	2	U-Bolt, 5" x 7" x 5/8"-11
	G10230	4	Lock Washer, 5/8"
	G10104	4	Hex Nut, 5/8"-11
21	GD16157	1	Bracket
22	GA10603	1	Pump Mount, L.H.
23	GA4620	1	Pump Mount, R.H.
24	G10001	4	Hex Head Cap Screw, 3/8"-16 x 1"
	GR1122	4	Mounting Pad
	G11387	4	Flat Washer, 3/8" SAE
	G10229	4	Lock Washer, 3/8"
	G10101	4	Hex Nut, 3/8"-16
25	G10478	1	Clevis Pin, 5/16" x 1"
	G10409	1	Retaining Ring, 5/16"
26	G3310-88	1	Chain, No. 40, 88 Pitch Including Connector Link
	GR0912	-	Connector Link, No. 40
27	G10670	1	Hair Pin Clip, No. 3
28	G2100-03	1	Bearing, 7/8" Hex Bore, Spherical
29	G3400-01	2	Flangette
30	G10303	3	Carriage Bolt, 5/16"-18 x 1"
	G10620	3	Serrated Flange Nut, 5/16"-18
31	GD11045	5	Lock Clamp
32	G10130	5	Square Head Machine Bolt, 5/16"-18 x 1 3/4"
	G10923	5	Flange Nut, 5/16"-18, No Serration
33	GD1719	1	Coupler, 4"
34	G10233	1	Machine Bushing, 1 1/2" x 1/32", 10 Gauge
35	GA5194	1	Sprocket, 50 Tooth

(A12335a/GR1808)

Model NGP-6055

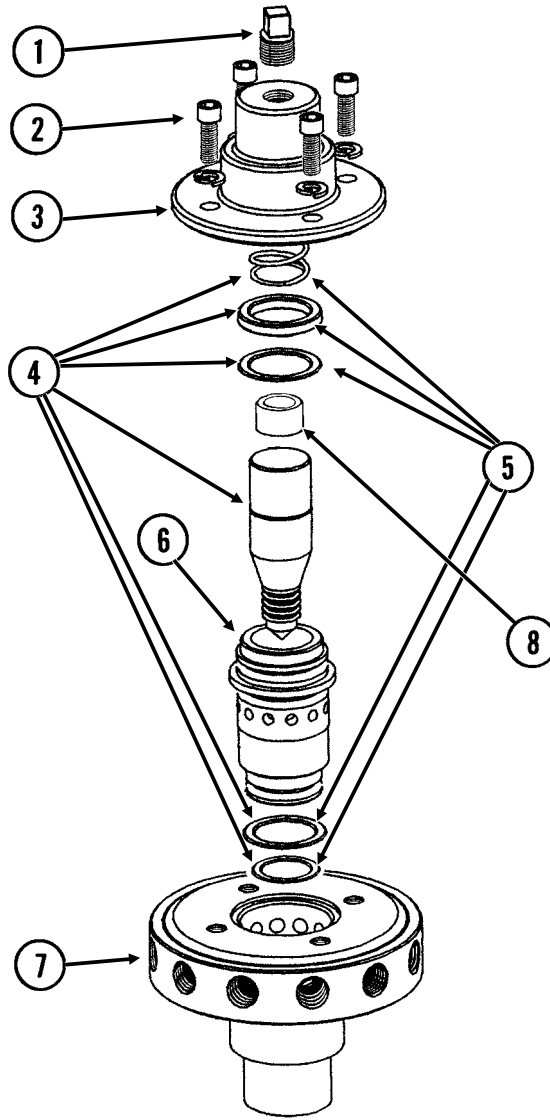




ITEM	PART NO.	QTY.	DESCRIPTION
1	GR1804	1	Flange Cover Assembly
	G10991	4	Hex Head Cap Screw, 5/16"-18 x 7/8"
2	GR1802	1	Connecting Rod Assembly
3	GR1801	1	Spacer Assembly
	G10693	3	Hex Socket Head Set Screw, 5/16"-18 x 3/8"
4	GR1123	2	Plug
5	GR1543	1	Vent Plug
6	GR1112	1	Woodruff Key
7	GR1120	1	Eccentric Pin
8	GR1124	1	Pin
9	GR1104	1	Bearing
10	GR1805	1	Setting Hub Assembly
11	GR1134	1	Stuffing Box Insert
12	GR1389	1	Sprocket, 18 Tooth
13	GR1808	1	Adjustment Wrench
14	GR1806	1	Setting Pointer Assembly
15	GR1795	1	Repair Kit, Includes: (6) Gaskets, (9) O-Rings, (4) Washers, (1) Retaining Ring, (2) Oil Seals, (1) Snap Ring, (1) Thrust Washer, (1) Rod Bushing, (2) Flange Plunger Packings, (2) Packing Springs, (2) Rod Vee Packing Sets
16	GR1799	2	Discharge Valve Assembly
17	GR1797	2	Suction Valve Assembly
18	GR1118	3	Setting Arm Key
19	GR1116	1	Bearing
20	G10306	1	Carriage Bolt, 3/8"-16 x 2"
	G10108	1	Lock Nut, 3/8"-16
21	G10003	4	Hex Head Cap Screw, 3/8"-16 x 1 1/2"
	G11387	4	Flat Washer, 3/8" SAE
	G10229	4	Lock Washer, 3/8"
	G10101	4	Hex Nut, 3/8"-16
22	GR2003	1	Valve Cover
23	GR2185	1	Crankshaft
A	GA12330	-	Piston Pump Complete W/18 Tooth Sprocket (Model NGP-6055)

(FRTZ159/PT40a/FRTZ202c)

**Model FD-1200 Flow Divider, 12 Outlet**

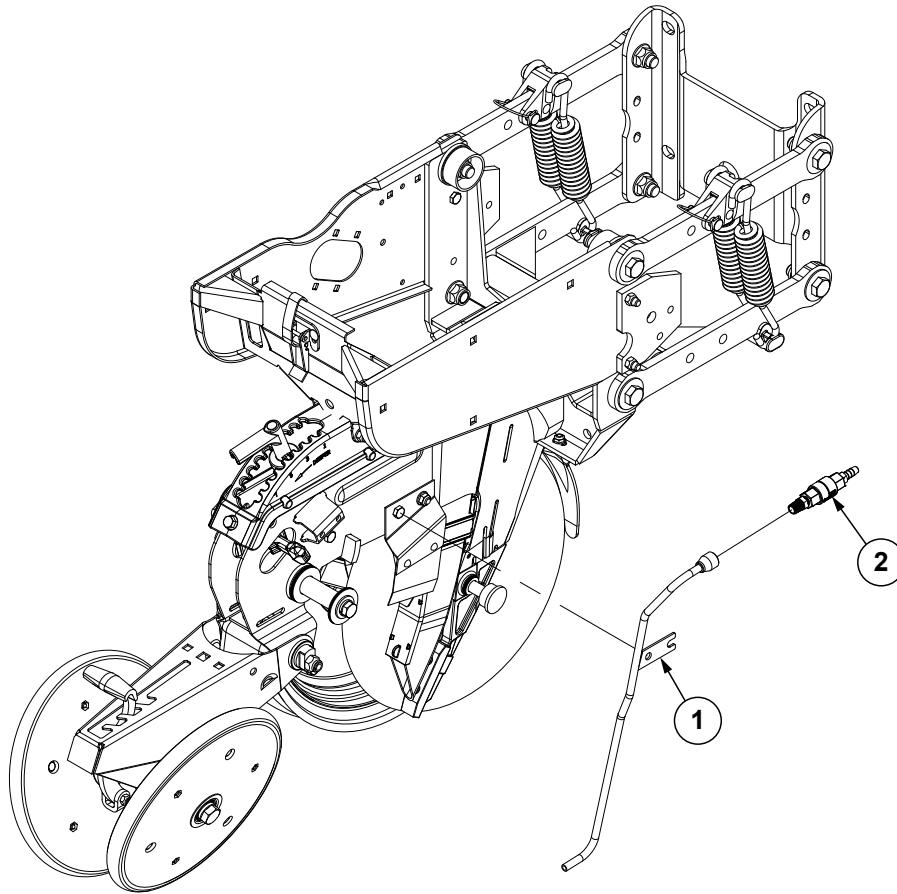


3/4" NPT

---

ITEM	PART NO.	QTY.	DESCRIPTION
1	GR1543	1	Vent Plug
2	GR1542	4	Hex Socket Head Screw, 1/4"-20 x 3/4"
	GR1541	4	Lock Washer, 1/4", Stainless Steel
3	GR1540	1	Cap
4	GR1544	1	Needle Assembly W/Seal Kit (Item 22)
5	GR1545	1	Seal Kit, Includes: (3) O-Rings, (1) Seal, (1) Spring
6	GR1535	1	Sleeve
7	GR1533	1	Body (12 Outlets)
8	GR1574	-	Sleeve, 1" O.D. x 1/2" Long, Stainless Steel
A	GA8931	1	Liquid Fertilizer Piston Pump Flow Divider Complete, 12 Outlet (Model FD-1200)

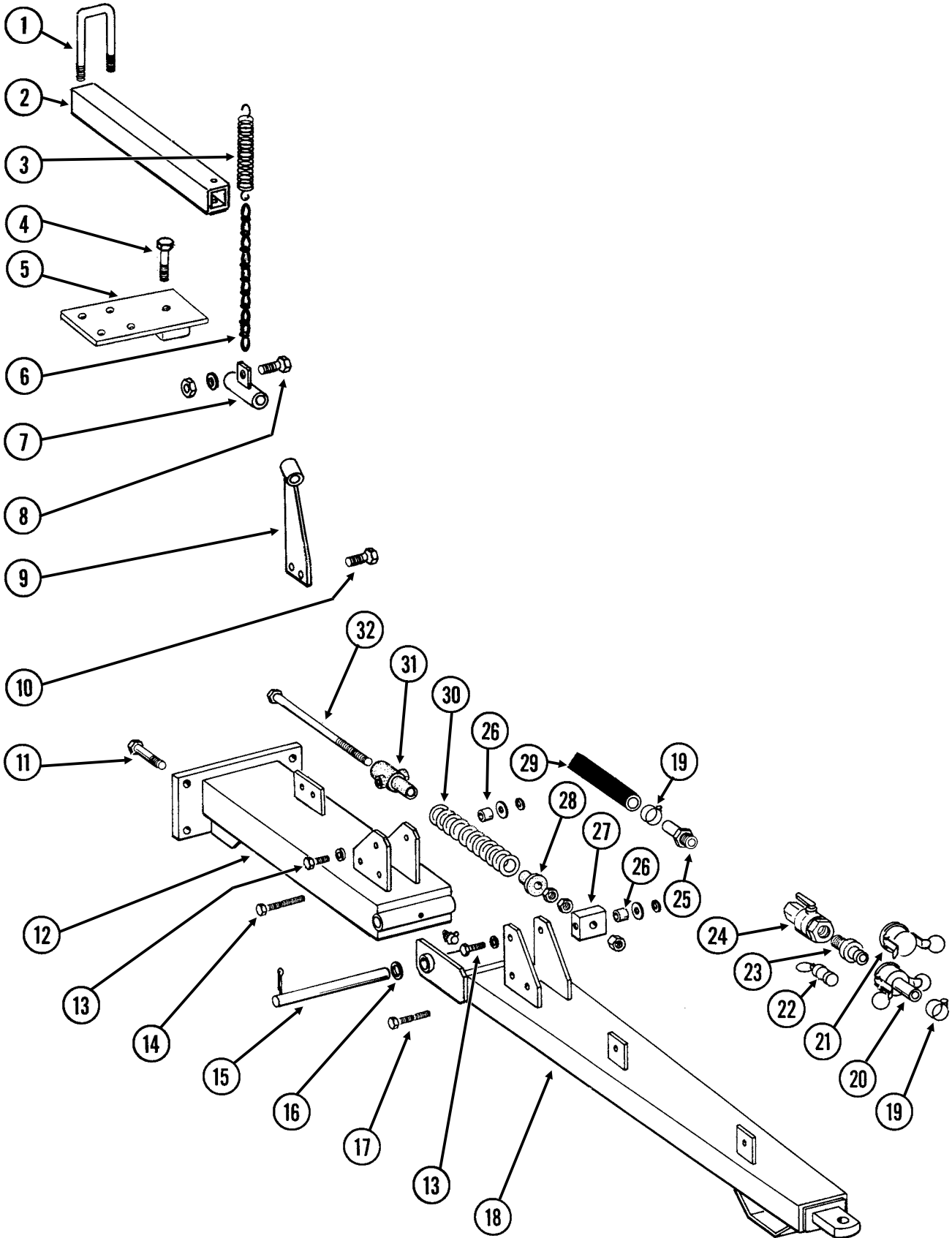
(IP1624)





ITEM	PART NO.	QTY.	DESCRIPTION
1	GA18822	-	Liquid Fertilizer Tube
2	GA20583	-	Check Valve Assembly

**This page left blank intentionally.**

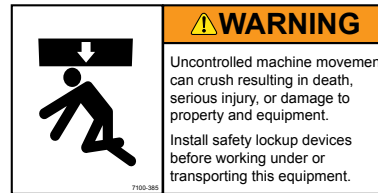
PHA032/LFC003(TWL47b)



ITEM	PART NO.	QTY.	DESCRIPTION
1	GD2721	2	U-Bolt, 2" x 2" x 1/2"-13
	G10228	4	Lock Washer, 1/2"
	G10102	4	Hex Nut, 1/2"-13
2	GD10196	-	Hanger Tube
3	GD0829	-	Spring
4	G10013	1	Hex Head Cap Screw, 5/8"-11 x 3 1/2" (As Required)
	G11391	1	Flat Washer, 5/8" SAE (As Required)
	G10230	1	Lock Washer, 5/8" (As Required)
	G10056	-	Hex Head Cap Screw, 3/4"-10 x 3 1/2" (As Required)
	G11392	-	Flat Washer, 3/4" SAE (As Required)
	G10231	-	Lock Washer, 3/4" (As Required)
	5	GA7211	1
6	G3305-03	-	Twin Loop Chain, 15 Links
7	GA7209	-	Hose Support
8	G10064	1	Hex Head Cap Screw, 1/4"-20 x 1"
	G11385	2	Flat Washer, 1/4" SAE
	G10110	1	Lock Nut, 1/4"-20, Grade B
9	GA7208	-	Hose Support
10	G10004	2	Hex Head Cap Screw, 3/8"-16 x 1 1/4"
	G10108	2	Lock Nut, 3/8"-16
11	G10826	5	Hex Head Cap Screw, 1"-8 x 2 1/2"
	G10396	5	Lock Nut, 1"-8
12	GA6960	1	Hitch
13	G10007	4	Hex Head Cap Screw, 5/8"-11 x 1 1/2"
	G11391	4	Flat Washer, 5/8" SAE
	G10230	4	Lock Washer, 5/8"
14	G10756	1	Hex Head Cap Screw, 3/8"-16 x 6"
	G10229	1	Lock Washer, 3/8"
	G10101	1	Hex Nut, 3/8"-16
15	GD3547	1	Pin, 1 1/4" x 12 3/4"
16	G11396	2	Flat Washer, 1 1/4" SAE
	G10460	2	Cotter Pin, 1/4" x 2"
17	G10172	1	Hex Head Cap Screw, 3/8"-16 x 5"
	G10229	1	Lock Washer, 3/8"
	G10101	1	Hex Nut, 3/8"-16
18	GA6961	1	Hitch
19	G10672	6	Hose Clamp, No. 28
20	GD1516	1	Adapter, 1 1/4" Barb To Female Cam Lock
21	GD1515	1	Dust Cap, 1 1/4" Cam Lock
22	GD1517	1	Dust Plug, 1 1/4" Male Cam Lock
23	GD1514	1	Adapter, 1 1/4" Male NPT To Cam Lock
24	GA4976	1	Shutoff Valve, 1 1/4" NPT
	GR1015	-	Body O-Ring (Included W/GA4976)
	GR1016	-	Stem O-Ring (Included W/GA4976)
	GR1017	-	Teflon Seat (Included W/GA4976)
	GR1018	-	Ball (Included W/GA4976)
	GR1019	-	Handle (Included W/GA4976)
25	G10626	1	Adapter, 1 1/4" NPT To Barb
26	GB0218	4	Bushing, 2 1/32" I.D. x 7/8" O.D. x 1 9/32" Long
27	GD7908	1	Tap Block
28	GD34923	1	Spring Seat
29	G4200-01	1	Hose, 1 1/4" x 22'
30	GD2115	1	Spring
31	GB0206	1	Rod Guide
32	GD7907	1	Special Bolt
	G10105	3	Hex Nut, 3/4"-10



Part No.: GD2199  
 Description: SMV Sign  
 Quantity: 1



Part No.: G7100-385  
 Description: Decal, Warning  
 Quantity: 2 (1 On Each End of Planter Frame)

G7100-397



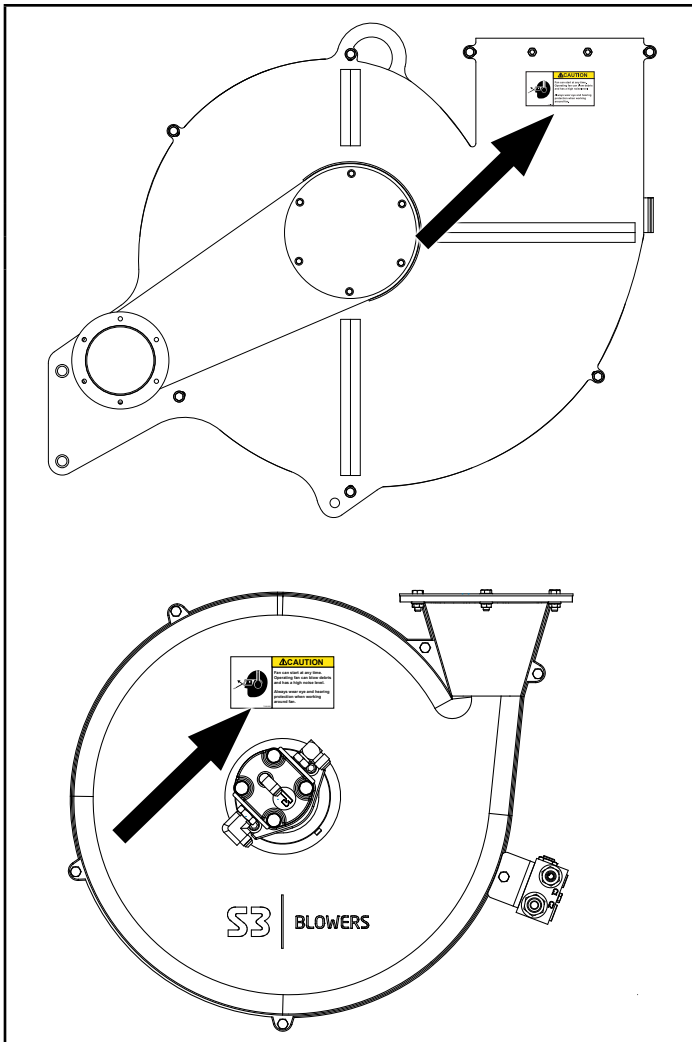
Part No.: G7100-397  
 Description: Decal, Warning  
 Quantity: 1 (Per Row Marker Cylinder - Conventional)  
 4 (2 Per Row Marker)




Part No.: G7100-385  
 Description: Decal, Warning  
 Quantity: 1 (Located On Interplant Lift Cylinder Lockup)

G7100-385



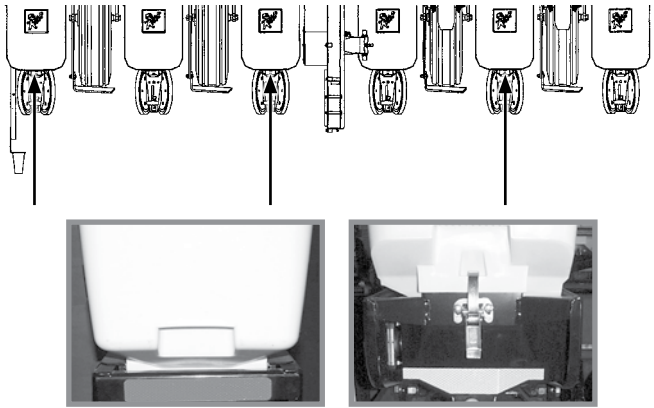



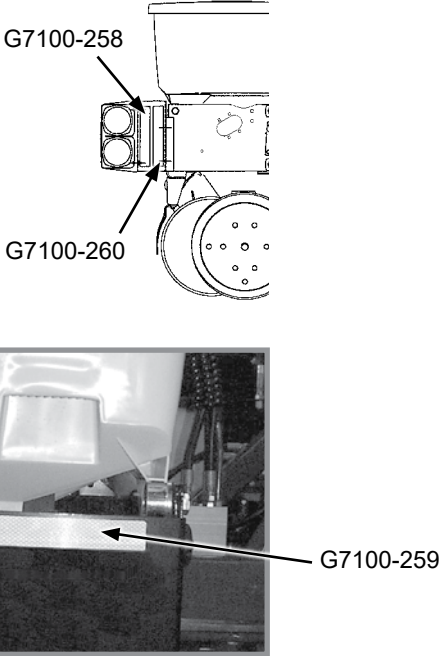



Part No.: G7100-392  
 Description: Decal, Caution  
 Quantity: Qty. 2 Located On Each Side Of Fan on 6 Row;  
 Qty. 1 on 8 Row

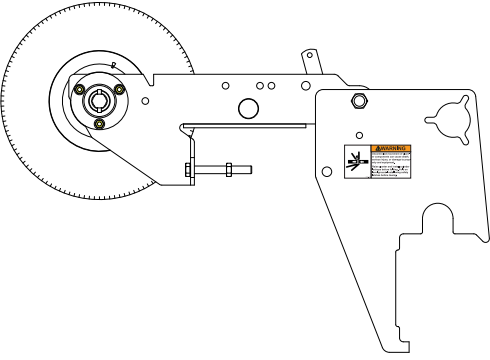





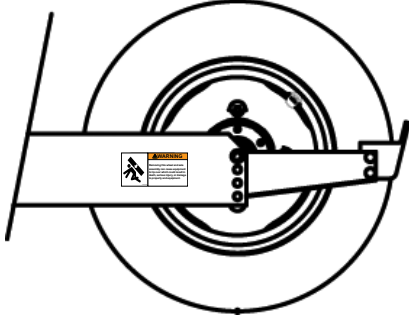






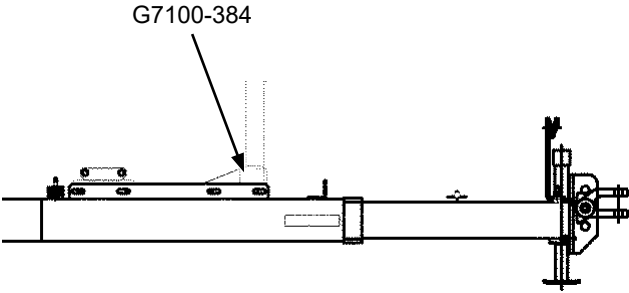



Part No.: G7100-558  
 Description: Reflective Decal, Amber, 2" x 9", Rectangular  
 Quantity: Qty. 6 On 6 Row: Located on the front of planter toolbar and transport axle on outer ends, one located on each side of hitch.

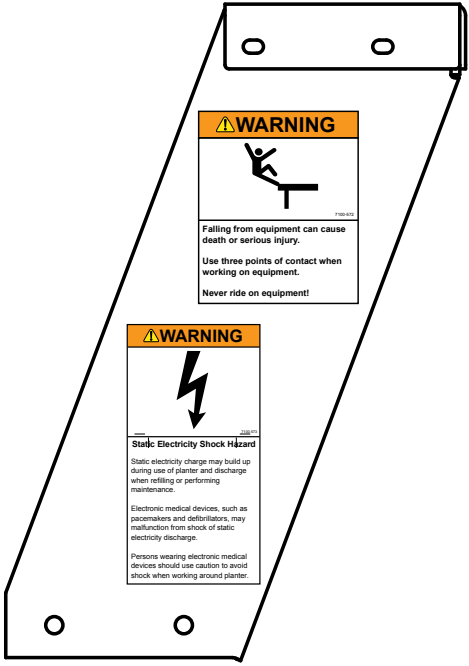

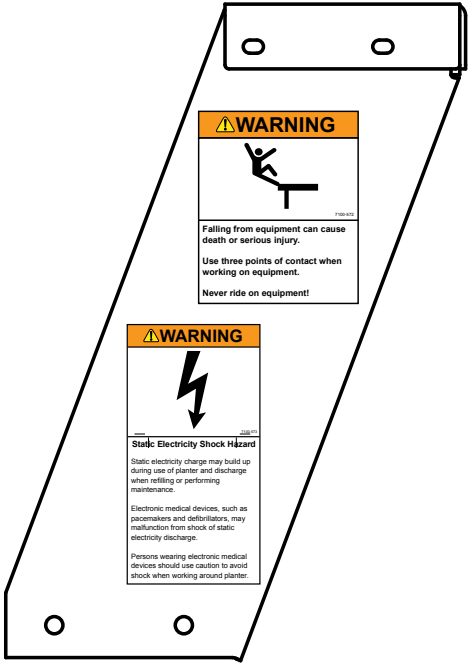
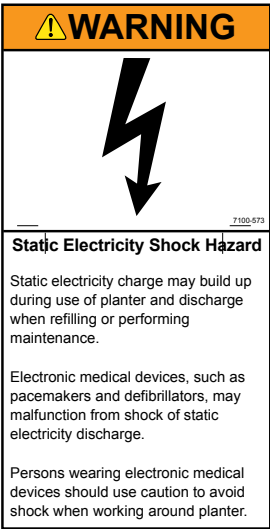
Qty. 7 On 8 Row: Located on the front of planter toolbar and transport axle on outer ends, one located in center. One located on each side of hitch.

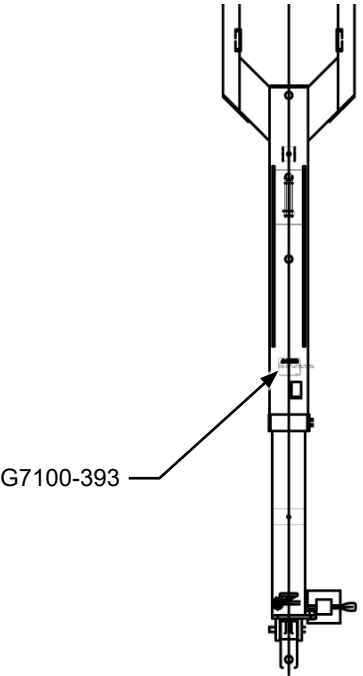

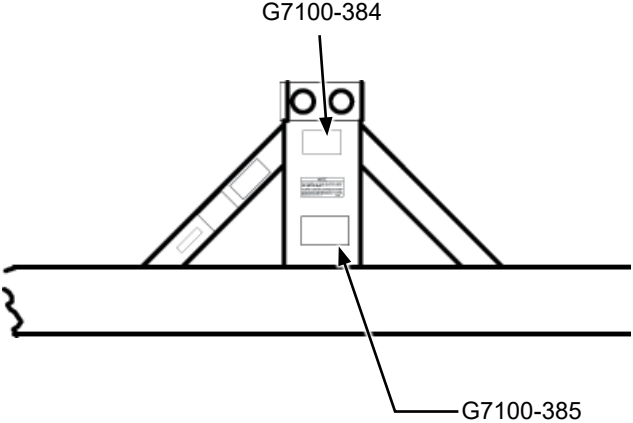



	 <p>Part No.: G7100-558                  Description: Reflective Decal, Amber, 2" x 9", Rectangular                  Quantity: 2 (Per Row Unit - Located On The Granular Chemical Hopper Panel Extension Of Every Other Row Unit Beginning On The L.H. Side Of The Planter - Side-Facing In Transport Position)</p> <p>Part No.: G7100-262                  Description: Reflective Decal, Amber, 1¾" x 9", Die-Cut                  Quantity: 1 (Qty. 1 Per Row Unit - Located On The Hopper Support Of Every Other Row Unit Beginning On The L.H. Side Of The Planter - Side-Facing In Transport Position)</p>
	 <p>Part No.: G7100-557                  Description: Reflective Decal, Red, 2" x 9" Rectangular                  Quantity: 1 (Per Scraper - Located On Top)</p> <p>Part No.: G7100-559                  Description: Reflective Decal, Orange, 2" x 9" Rectangular                  Quantity: 1 (Per Scraper - Located On Bottom)</p>
<p><b>With Even-Row Push Row Unit Option</b></p> 	 <p>Part No.: G7100-557                  Description: Reflective Decal, Red, 2" x 9" Rectangular                  Quantity: 1 (Located On The Light Bracket On The L.H. Side Of The Planter - Rear-Facing In Transport Position)</p> <p>Part No.: G7100-559                  Description: Reflective Decal, Orange, 2" x 9" Rectangular                  Quantity: 1 (Located On The Light Bracket On The L.H. Side Of The Planter - Rear-Facing In Transport Position)</p> <p>Part No.: G7100-558                  Description: Reflective Decal, Amber, 2" x 9", Rectangular                  Quantity: 2 On 6 Row And 3 On 8 Row (Located On The Front Of Every Other Push Row Unit Beginning On The Second Row In - Side-Facing In Transport Position)</p>



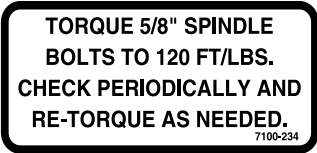
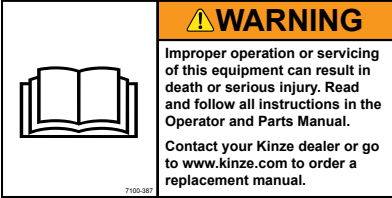
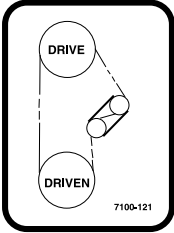
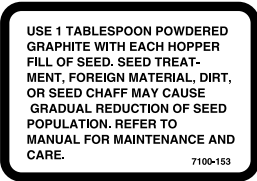

<p>The diagram shows a side view of the planter's light bracket assembly. Two callouts are present: one for part G7100-557 pointing to a red rectangular decal on the light bracket, and another for part G7100-559 pointing to an orange rectangular decal on the light bracket. Below this is a larger view of the planter's rear section, showing the outer row unit. A callout for G7100-557 points to a red rectangular decal on the outer row unit. At the bottom, two callouts for G7100-557 and G7100-559 are shown on a light bracket, with a note 'With Granular Chemical Option' indicating the location of the orange decal.</p>	<div style="background-color: #cccccc; width: 100px; height: 20px; margin-bottom: 10px;"></div> <p>Part No.: G7100-557          Description: Reflective Decal, Red, 2" x 9" Rectangular          Quantity: 1 (Located On The Light Bracket On the L.H. Side Of The Planter - Rear-Facing In Transport Position)</p> <p>1 (Located On The Outer Row Unit On the L.H. Side Of The Planter - Rear-Facing In Transport Position)</p> <hr/> <p>Part No.: G7100-559          Description: Reflective Decal, Orange, 2" x 9" Rectangular          Quantity: 1 (Located On The Light Bracket On the L.H. Side Of The Planter - Rear-Facing In Transport Position)</p> <p>1 (Located On The Outer Row Unit On the L.H. Side Of The Planter - Rear-Facing In Transport Position)</p>
<p style="text-align: center;"><b>With Granular Chemical Option</b></p> <p>The diagram shows a side view of the planter's rear section, focusing on the right side. A callout for G7100-558 points to an amber rectangular decal located on the outer row unit.</p>	<div style="background-color: #cccccc; width: 100px; height: 20px; margin-bottom: 10px;"></div> <p>Part No.: G7100-558          Description: Reflective Decal, Amber, 2" x 9", Rectangular          Quantity: 1 (Located On The Outer Row Unit On The R.H. Side Of The Planter - Forward- Facing In Transport Position)</p>

	<div data-bbox="971 247 1295 415">  <p><b>⚠ WARNING</b> Uncontrolled movement of planter components can cause death, serious injury, or damage to property and equipment. Raise planter and install cylinder lockups before folding. Fold on level ground. Install wing safety latches before towing.</p> </div> <p>Part No.: G7100-402 Description: Decal, Warning Quantity: 1 (Located on Wheel Modules On Both Ends Of Planter)</p>
	<div data-bbox="945 634 1318 823">  <p><b>⚠ WARNING</b> Agricultural chemicals can cause death or serious injury to persons, animals, and plants or seriously damage soil, equipment, and property. Read and follow all chemical and equipment manufacturer labels and instructions.</p> </div> <p>Part No.: G7100-381 Description: Decal, Warning Quantity: 1 (1 Per Row Unit - Located On Underside Of Granular Chemical Hopper Lid)</p>
	<div data-bbox="950 1117 1315 1222">  <p><b>⚠ CAUTION</b> Improper lifting of row unit can cause serious injury. An empty row unit requires minimum 90 lb (40.8 kg) lift. Set down pressure springs to minimum, lower planter to ground, and empty seed hopper before attempting to lift with this lever.</p> </div> <p>Part No.: G7100-389 Description: Decal, Caution Quantity: 1 (Located On Interplant Push Row Unit Lift Lever)</p>
	<div data-bbox="941 1558 1323 1753">  <p><b>⚠ WARNING</b> Removing this wheel and axle assembly can cause equipment to tip over which could result in death, serious injury, or damage to property and equipment.</p> </div> <p>Part No.: G7100-386 Description: Decal, Warning Quantity: 1</p>

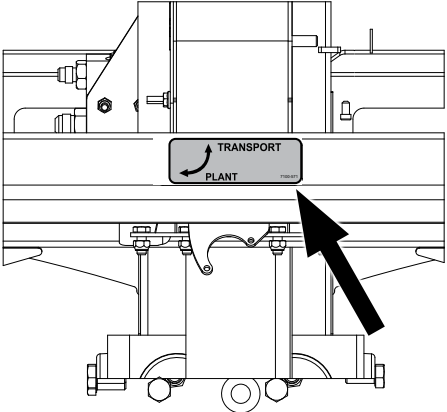
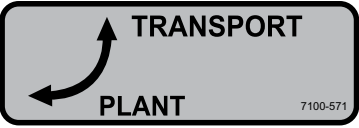
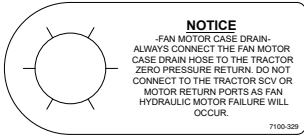
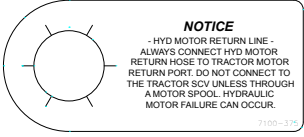



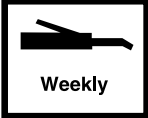


	 <div style="border: 1px solid black; padding: 5px;"> <p><b>⚠ WARNING</b></p> <p>Uncontrolled machine movement can crush resulting in death, serious injury, or damage to property and equipment.</p> <p>Install safety lockup devices before working under or transporting this equipment.</p> </div>
	<p>Part No.: G7100-385                  Description: Decal, Warning                  Quantity: 1</p>
	 <div style="border: 1px solid black; padding: 5px;"> <p><b>⚠ WARNING</b></p> <p>Transporting planter with hoppers over half full or unevenly loaded can cause loss of control and could result in death, serious injury, or damage to property and equipment. Properly load planter when transporting. Be aware of extra transport weight, and road conditions and limits.</p> </div>
<p>Part No.: G7100-400                  Description: Decal, Warning                  Quantity: 2 (Located On Top Of Toolbar 36" From L.H. End of Toolbar And 28" From R.H. End of Toolbar)</p>	 <div style="border: 1px solid black; padding: 5px;"> <p><b>⚠ WARNING</b></p> <p>Uncontrolled machine movement can crush resulting in death, serious injury, or damage to property and equipment.</p> <p>Install safety lockup devices before working under or transporting this equipment.</p> </div>
<p>Part No.: G7100-385                  Description: Decal, Warning                  Quantity: 2 (Located On Top Of Toolbar 51" From L.H. End of Toolbar And 43" From R.H. End of Toolbar)</p>	 <div style="border: 1px solid black; padding: 5px;"> <p><b>⚠ WARNING</b></p> <p>Uncontrolled movement of equipment can cause loss of control and could result in death, serious injury, or damage to property and equipment.</p> <p>Install all safety pins before transporting equipment.</p> </div>
<p>Part No.: G7100-384                  Description: Decal, Warning                  Quantity: 2</p>	



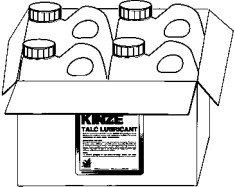
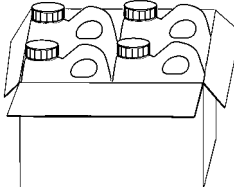



	
	<p>Part No.: G7100-572                  Description: Decal, Warning                  Quantity: 1</p>
	
	<p>Part No.: G7100-573                  Description: Decal, Static Shock                  Quantity: 1</p>






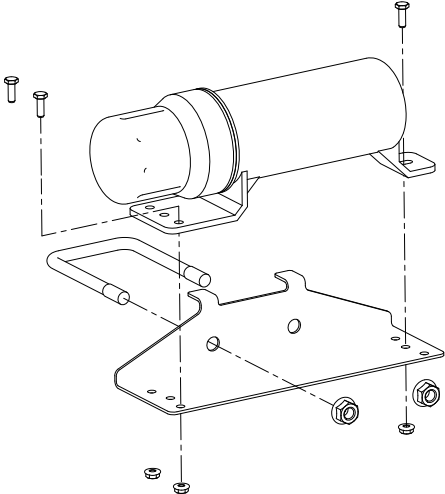
 <p>G7100-393</p>	<div data-bbox="998 247 1136 430">  </div> <div data-bbox="1144 247 1360 430"> <p><b>⚠ WARNING</b></p> <p>Loss of control can cause death or serious injury, or damage to property and equipment. Tow only with farm tractor weight rated and configured for this equipment. Use safety chains and transport as specified in the Operator and Parts Manual.</p> </div> <p>Part No.: G7100-393 Description: Decal, Warning Quantity: 1</p>
 <p>G7100-384</p> <p>G7100-385</p>	<div data-bbox="1015 940 1136 1102">  </div> <div data-bbox="1144 940 1360 1102"> <p><b>⚠ WARNING</b></p> <p>Uncontrolled movement of equipment can cause loss of control and could result in death, serious injury, or damage to property and equipment. Install all safety pins before transporting equipment.</p> </div> <p>Part No.: G7100-384 Description: Decal, Warning Quantity: 2 (Front and Rear)</p> <div data-bbox="1023 1260 1136 1417">  </div> <div data-bbox="1144 1260 1360 1417"> <p><b>⚠ WARNING</b></p> <p>Uncontrolled machine movement can crush resulting in death, serious injury, or damage to property and equipment. Install safety lockup devices before working under or transporting this equipment.</p> </div> <p>Part No.: G7100-385 Description: Decal, Warning Quantity: 1</p>
	<p>Part No.: GD2984 Description: Tie Strap, 33"-36"</p> <p>Part No.: GD1512 Description: Tie Strap, 7½"</p> <p>Part No.: GD2117 Description: Tie Strap, 14½"</p> <p>Part No.: GD2984 Description: Tie Strap, 34"</p>

	<p>Part No.: GD10057-01 Description: Hose Identification Sleeve, Red AA</p> <p>Part No.: GD10057-02 Description: Hose Identification Sleeve, Red BB</p> <p>Part No.: GD10057-03 Description: Hose Identification Sleeve, Blue AA</p> <p>Part No.: GD10057-04 Description: Hose Identification Sleeve, Blue BB</p> <p>Part No.: GD10057-19 Description: Hose Identification Sleeve, Orange CD</p>
	<p>Part No.: G7100-295 Description: Decal, Spring Tension Release Quantity: -</p>
	<p>Part No.: G7100-234 Description: Decal, Bolt Torque Quantity: -</p>
	<p>Part No.: G7100-387 Description: Decal, Warning Quantity: 1</p>
	<p>Part No.: G7100-121 Description: Decal, Transmission Quantity: 1</p>
	<p>Part No.: G7100-153 Description: Decal, Information Quantity: 1 Per Brush-Type Seed Meter</p>
	<p>Part No.: G7100-337 Description: Decal, Instruction</p>




	 <p>Part No.: G7100-571 Description: Decal, Transport Valve</p>
	<p>Part No.: G7100-329 Description: Tag, Fan Motor Case Drain</p>
	<p>Part No.: G7100-375 Description: Tag, Hydraulic Motor Return Line</p>
	<p>Part No.: G7100-352 Description: Decal, Tank Drain</p>
	<p>Part No.: G7100-111 Description: Decal, Oil Daily</p>
	<p>Part No.: G7100-116 Description: Decal, Grease Daily</p>
	<p>Part No.: G7100-110 Description: Decal, Grease Weekly</p>
	<p>Part No.: G7100-509 Description: Decal, Vacuum</p>
	<p>Part No.: G7100-508 Description: Decal, Bulk Fill</p>

	<p>Part No.: GR2127MPP Description: Blue Paint, Twelve Aerosol Cans</p>
	<p>Part No.: GR0146MPP Description: Powdered Graphite, Twenty-Four 1 Pound Containers</p> <p>Part No.: GR2335 Description: Powdered Graphite, 40 Pound Container</p>
	<p>Part No.: GR1570MPP Description: Talc Lubricant, Four 8 Pound Containers</p> <p>Part No.: GR2334 Description: Talc Lubricant, 40 Pound Container</p>
	<p>Part No.: GR1842MPP Description: Graphite Lubricant, Four 5 Pound Containers</p>
	<p>Part No.: GR2240MPP Description: Talc/Graphite Blend (80 Talc/20 Graphite), 8 Pound Container</p>
	<p>Part No.: GR2241MPP Description: Dispensing Cap, 10/Package</p>
<p>Not Available</p>	<p>Part No.: GR2217 Description: Fluency Agent Seed Flow Additive, Four 4.4 Pound Pails</p>
	<p>Part No.: G10074001 Description: Decal, Kinze 3505, 4" x 28.4" (2021-2023 Production) Quantity: 2 (1 On Each Side of Hitch)</p>

	<p>Part No.: G10227601                  Description: Decal, Kinze 3505 Blue Drive, 4.63" x 45¼"                  (2022-2023 Production)                  Quantity: 2 (1 On Each Side of Hitch)</p>
	<p>Part No.: G10768801                  Description: Decal, Kinze 3505, 3.59" x 28.48" (Classic) (2024                  Production and On)                  Quantity: 2 (1 On Each Side of Hitch)</p>
	<p>Part No.: G10769301                  Description: Decal, Kinze 3505, 3.8" x 32.41" (Blue Drive)                  (2024 Production and On)                  Quantity: 2 (1 On Each Side of Hitch)</p>
	<p>Part No.: G10769401                  Description: Decal, Kinze 3505, 3.8" x 38.68" (True Speed)                  (2024 Production and On)                  Quantity: 2 (1 On Each Side of Hitch)</p>
	<p>Part No.: GM0302-01                  Description: Operator Manual, Model 3505</p> <p>Part No.: GM0302-02                  Description: Parts Manual, Model 3505</p> <p>Part No.: GPR1094                  Description: Binder (Contact Kinze Repair Parts To Order)</p>
	<p>Part No.: GA15422                  Description: Operator's Manual Canister                  Quantity: 1</p> <p>Part No.: GD22686                  Description: Manual Canister Bracket                  Quantity: 1</p> <p>Part No.: GD16642                  Description: U-Bolt, 3" x 4" x ½"-13                  Quantity: 1</p> <p>Part No.: G10071                  Description: Serrated Flange Nut, ½"-13                  Quantity: 2</p> <p>Part No.: G11166                  Description: Hex Socket Flange Cap Screw, ¼"-20 x ¾"                  Quantity: 3</p> <p>Part No.: G11320                  Description: Lock Nut, ¼"-20, Grade B                  Quantity: 3</p>

---

 A rectangular decal featuring the United States flag, with a blue canton containing white stars and red and white horizontal stripes.	<p>Part No.: G7100-484</p> <p>Description: Decal, American Flag</p>
---	---

Part No.	Page	Part No.	Page	Part No.	Page	Part No.	Page
**G10108	P178	*A1195	P157	*A15081-24	P96	*A21533-36	P166
**G10939	P178	*A12015	P80	*A15081-24	P98	*A21535-40	P158
**GA19301	P223	*A12016	P78	*A15081-27	P160	*A21542-64	P160
**GD30859	P178	*A12016	P80	*A15081-27	P174	*A21542-64	P172
**R1038	P188	*A12016	P82	*A15081-30	P78	*A21546-180	P158
**R1039	P188	*A12016	P96	*A15081-32	P160	*A21548-150	P80
**R1040	P188	*A12016	P98	*A15081-32	P172	*A21548-174	P82
**R1041	P188	*A12016	P157	*A15081-95	P154	*A21548-174	P98
**R1042	P188	*A12016	P158	*A15081-98	P157	*A25487-70	P157
**R1046	P188	*A12038	P160	*A15082-140	P152	*A25487-70	P170
**R1048	P188	*A12038	P172	*A15082-140	P154	*A25504-19	P160
**R2365	P172	*A12038	P174	*A15082-140	P157	*A25504-19	P172
**R2366	P172	*A12080	P80	*A15082-154	P96	*A25690-58	P160
**R2367	P172	*A12080	P96	*A15082-154	P98	*A25690-58	P174
*A1002	P150	*A12080	P98	*A15082-172	P78	*A25690-67	P160
*A1018	P150	*A12081	P80	*A15082-172	P157	*A25690-67	P174
*A1018	P152	*A12767	P76	*A15082-77	P78	*A25701-170	P157
*A1018	P154	*A12767	P82	*A15082-77	P82	*A25707-68	P170
*A1018	P157	*A12924	P80	*A15082-77	P96	*A25707-72	P170
*A1021	P150	*A12925	P80	*A15082-77	P98	*A25710-73	P157
*A1026	P150	*A12937-24	P168	*A15083-137	P152	*A25710-73	P170
*A1041	P150	*A13870-101	P102	*A15083-137	P154	*A26166	P181
*A1055	P150	*A13870-116	P102	*A15083-137	P157	*A26936-114	P150
*A1076	P150	*A13870-118	P102	*A15090-86	P82	*A26936-114	P152
*A1078	P152	*A13870-123	P102	*A15090-86	P98	*A26936-114	P154
*A1078	P154	*A13870-133	P102	*A15092-106	P157	*A26936-114	P157
*A1078	P157	*A13870-137	P102	*A15092-74	P158	*A26936-272	P150
*A1090	P152	*A13870-149	P102	*A15092-74	P170	*A26938-152	P80
*A1090	P154	*A13870-72	P102	*A15092-95	P166	*A26938-174	P82
*A1090	P157	*A13870-74	P102	*A15092-98	P154	*A26938-174	P96
*A10918	P98	*A13870-82	P102	*A15092-98	P184	*A26938-174	P98
*A1109	P150	*A13870-93	P102	*A18667-24	P78	*A26939-120	P152
*A1109	P152	*A13870-97	P102	*A18667-26	P157	*A26939-120	P154
*A1109	P154	*A1434	P96	*A18667-72	P160	*A26939-120	P157
*A1109	P157	*A1434	P98	*A18667-72	P172	*A26940-260	P152
*A11407	P78	*A1460	P80	*A18668-152	P82	*A26940-260	P157
*A11407	P82	*A1462	P162	*A18668-152	P98	*A26941-174	P82
*A11407	P98	*A1465	P166	*A18668-172	P78	*A26941-174	P98
*A11407	P158	*A15000	P82	*A18668-172	P158	*A26949-74	P157
*A1141	P150	*A15000	P98	*A18671-30	P160	*A26949-74	P170
*A11447	P166	*A15000	P157	*A18671-30	P172	*A3115	P150
*A1153	P96	*A15023	P82	*A18679-40	P158	*A3278	P162
*A1153	P150	*A15023	P98	*A18679-73	P157	*A3292	P76
*A1155	P96	*A15064	P152	*A18679-73	P170	*A3292	P82
*A1155	P98	*A15064	P154	*A18687-170	P157	*A3352	P80
*A11810-68	P170	*A15064	P157	*A18692-180	P158	*A3368	P80
*A11810-72	P170	*A15077-260	P154	*A18693-150	P80	*A3369	P163
*A1194	P152	*A15081-12	P96	*A21525-77	P78	*A3370	P166
*A1194	P154	*A15081-12	P98	*A21525-77	P82	*A3371	P162
*A1194	P157	*A15081-128	P96	*A21525-77	P98	*A3371	P166
*A1195	P152	*A15081-128	P98	*A21525-77	P157	*A3371	P166
*A1195	P154	*A15081-21	P157	*A21533-36	P162	*A3372	P162

Part No.	Page	Part No.	Page	Part No.	Page	Part No.	Page
*A3393	P166	*D12252	P180	A9442	P181	G10004	P236
*A6201	P162	*D12256	P181	A9559	P154	G10004	P260
*A6206	P166	*D12257	P180	D13426	P175	G10004	P249
*A7677-20	P160	*D17151-20	P228	G10001	P18	G10005	P14
*A7677-20	P172	*D29649	P178	G10001	P66	G10005	P118
*A7678-13	P160	*D29649	P180	G10001	P88	G10005	P120
*A7678-13	P172	*D29692	P181	G10001	P92	G10005	P120
*A7678-19	P160	*D36495-30	P88	G10001	P112	G10005	P122
*A7678-19	P160	*D36495-30	P90	G10001	P114	G10005	P140
*A7678-19	P174	*D36495-46	P88	G10001	P114	G10005	P162
*A7678-20	P160	*D36495-46	P90	G10001	P127	G10005	P163
*A7678-20	P160	*D36495-50	P88	G10001	P162	G10006	P119
*A7678-20	P174	*D36495-50	P90	G10001	P163	G10006	P123
*A7680-10	P160	*D36495-60	P88	G10001	P166	G10006	P125
*A7680-10	P172	*D36495-60	P90	G10001	P170	G10006	P144
*A7680-11	P160	*GA26673	P223	G10001	P198	G10006	P184
*A7680-11	P174	*GD35274-01	P106	G10001	P204	G10007	P91
*A7680-14	P160	*R1032	P188	G10001	P228	G10007	P116
*A7680-15	P160	*R1033	P188	G10001	P230	G10007	P118
*A7680-15	P174	*R1034	P188	G10001	P235	G10007	P235
*A7680-35	P160	*R1036	P188	G10001	P252	G10007	P250
*A7680-35	P172	*R1043	P188	G10002	P14	G10007	P260
*A7680-35	P174	*R1044	P188	G10002	P31	G10008	P140
*A7681-58	P160	*R1047	P188	G10002	P72	G10008	P142
*A7682-11	P174	*R2281	P185	G10002	P168	G10010	P16
*A7682-25	P160	*R2283	P185	G10002	P172	G10010	P36
*A7682-25	P174	*R2300	P185	G10002	P184	G10010	P38
*A7682-35	P160	*R2301	P185	G10002	P238	G10010	P184
*A7682-35	P174	*R2302	P185	G10002701	P108	G10010	P241
*A7682-58	P160	*R2303	P185	G10003	P4	G10011	P238
*A8213	P96	*R2304	P185	G10003	P12	G10011101	P8
*A8213	P98	*R2305	P185	G10003	P58	G10011201	P8
*A8261	P80	*R2307	P185	G10003	P92	G10011301	P58
*A8274	P80	*R2308	P185	G10003	P140	G10011401	P58
*A8279	P166	*R2309	P185	G10003	P142	G10013	P18
*A8280	P80	6602-08	P96	G10003	P166	G10013	P260
*A8280	P162	700-01078	P24	G10003	P252	G10013101	P126
*D12050	P178	700-01339	P26	G10003	P254	G10013201	P226
*D12051	P178	8647x	P202	G10004	P8	G10014	P4
*D12108	P180	A21515	P4	G10004	P36	G10014	P16
*D12110	P180	A24497	P154	G10004	P38	G10014	P112
*D12202	P178	A24626	P121	G10004	P40	G10014	P123
*D12203	P178	A24694	P154	G10004	P72	G10014	P172
*D12206	P178	A24891	P154	G10004	P92	G10014	P224
*D12209	P178	A24921	P154	G10004	P110	G10016	P66
*D12227	P180	A25857	P160	G10004	P120	G10016	P236
*D12228	P180	A26287	P30	G10004	P120	G10017	P133
*D12233	P181	A6524	P175	G10004	P122	G10017	P134
*D12235	P181	A7369	P129	G10004	P129	G10017	P170
*D12236	P181	A8911	P154	G10004	P133	G10017	P172
*D12239	P178	A9401	P121	G10004	P154	G10017	P238
*D12252	P178	A9402	P121	G10004	P168	G10017	P248

Part No.	Page	Part No.	Page	Part No.	Page	Part No.	Page
G10017201	P104	G10038601	P60	G10064	P127	G10102	P92
G10017301	P104	G10039	P236	G10064	P260	G10102	P120
G10018	P174	G10040	P138	G10069	P184	G10102	P120
G10018801	P14	G10041	P38	G10069	P228	G10102	P122
G10019	P138	G10043	P93	G10069	P230	G10102	P127
G10019	P138	G10045	P91	G10071	P4	G10102	P132
G10019	P144	G10045	P146	G10071	P6	G10102	P132
G10019	P168	G10045	P148	G10071	P12	G10102	P134
G10019	P204	G10046	P238	G10071	P64	G10102	P134
G10019001	P216	G10047	P4	G10071	P70	G10102	P138
G10020	P24	G10047	P114	G10071	P112	G10102	P140
G10020501	P127	G10047	P116	G10071	P120	G10102	P142
G10021	P24	G10047	P133	G10071	P125	G10102	P146
G10021	P174	G10047	P144	G10071	P172	G10102	P146
G10022	P24	G10047	P238	G10071	P174	G10102	P148
G10023	P31	G10047	P243	G10071	P224	G10102	P148
G10023	P88	G10047801	P166	G10071	P272	G10102	P163
G10023	P108	G10048	P10	G10074001	P271	G10102	P166
G10023	P126	G10048	P120	G10074801	P213	G10102	P170
G10023	P162	G10048	P122	G10074801	P219	G10102	P238
G10023	P166	G10048201	P166	G10087001	P157	G10102	P243
G10023	P168	G10048301	P166	G10087001	P166	G10102	P248
G10023	P170	G10048401	P166	G10087001	P168	G10102	P250
G10023	P226	G10049	P236	G10088301	P40	G10102	P252
G10023601	P230	G10049501	P170	G10088301	P72	G10102	P252
G10026	P123	G10049501	P213	G10090401	P14	G10102	P260
G10026	P125	G10049501	P233	G10098201	P157	G10102301	P76
G10026	P127	G10053	P91	G10098201	P168	G10102301	P78
G10027	P126	G10053	P132	G10098301	P170	G10103	P122
G10028601	P16	G10053	P252	G10098401	P170	G10103	P122
G10028701	P16	G10053801	P193	G10099301	P126	G10104	P8
G10028801	P16	G10053801	P196	G10100	P236	G10104	P58
G10033	P121	G10056	P260	G10101	P18	G10104	P102
G10034	P118	G10057501	P106	G10101	P61	G10104	P115
G10034401	P126	G10058001	P106	G10101	P122	G10104	P120
G10036	P34	G10060301	P46	G10101	P130	G10104	P120
G10036	P88	G10060901	P213	G10101	P142	G10104	P121
G10036	P252	G10060901	P219	G10101	P162	G10104	P123
G10037	P6	G10060902	P213	G10101	P198	G10104	P132
G10037	P64	G10060902	P219	G10101	P202	G10104	P140
G10037	P64	G10061	P4	G10101	P232	G10104	P140
G10037	P70	G10061	P12	G10101	P236	G10104	P142
G10037	P122	G10061	P20	G10101	P252	G10104	P144
G10037	P127	G10062	P92	G10101	P252	G10104	P163
G10037	P132	G10062	P154	G10101	P254	G10104	P236
G10037	P172	G10063	P73	G10101	P260	G10104	P238
G10037	P174	G10063	P90	G10101	P260	G10104	P238
G10037	P252	G10064	P18	G10102	P66	G10104	P238
G10038	P134	G10064	P112	G10102	P67	G10104	P243
G10038	P146	G10064	P114	G10102	P87	G10104	P248
G10038	P252	G10064	P121	G10102	P89	G10104	P250
G10038601	P4	G10064	P122	G10102	P90	G10104	P252

Part No.	Page	Part No.	Page	Part No.	Page	Part No.	Page
G10104	P252	G10108	P154	G10114001	P224	G10171	P248
G10105	P125	G10108	P154	G10116601	P12	G10171	P248
G10105	P126	G10108	P163	G10118	P118	G10172	P123
G10105	P127	G10108	P166	G10120	P122	G10172	P260
G10105	P235	G10108	P168	G10120	P184	G10176901	P40
G10105	P250	G10108	P170	G10122301	P4	G10176901	P72
G10105	P260	G10108	P175	G10122301	P60	G10177	P132
G10105001	P126	G10108	P209	G10128	P132	G10177501	P48
G10106	P88	G10108	P228	G10128	P134	G10177601	P48
G10106	P130	G10108	P230	G10129501	P106	G10177701	P48
G10106	P138	G10108	P235	G10130	P67	G10180301	P4
G10106	P138	G10108	P236	G10130	P131	G10180301	P114
G10106	P184	G10108	P238	G10130	P252	G10181201	P50
G10106	P248	G10108	P238	G10131	P131	G10192101	P208
G10106	P248	G10108	P254	G10132501	P106	G10199801	P54
G10106	P248	G10108	P260	G10133	P18	G10201	P21
G10106	P248	G10108302	P52	G10133	P36	G10201	P30
G10106	P248	G10109	P18	G10133	P205	G10201	P61
G10107	P18	G10109	P36	G10133	P248	G10201	P92
G10107	P34	G10109	P38	G10140501	P89	G10201	P248
G10107	P88	G10109	P66	G10146001	P12	G10201	P248
G10107	P88	G10109	P93	G10153101	P50	G10203	P133
G10107	P116	G10109	P144	G10157	P115	G10206	P121
G10107	P119	G10109	P162	G10157	P116	G10207	P4
G10107	P162	G10109	P168	G10157	P118	G10207	P60
G10107	P184	G10110	P30	G10159	P140	G10208201	P46
G10107	P239	G10110	P88	G10159	P140	G10208301	P46
G10108	P4	G10110	P91	G10159	P140	G10208401	P50
G10108	P4	G10110	P98	G10159	P142	G10209	P12
G10108	P12	G10110	P112	G10159	P142	G10209	P70
G10108	P20	G10110	P114	G10159	P142	G10209	P127
G10108	P21	G10110	P120	G10159	P144	G10209	
G10108	P30	G10110	P122	G10159	P146	G10210	P116
G10108	P58	G10110	P148	G10164001	P78	G10210701	P72
G10108	P61	G10110	P162	G10164001	P100	G10210701	P219
G10108	P70	G10110	P166	G10164001	P157	G10210801	P40
G10108	P73	G10110	P170	G10168	P146	G10210801	P219
G10108	P73	G10110	P172	G10168	P148	G10210901	P219
G10108	P90	G10110	P260	G10168	P148	G10211901	P213
G10108	P92	G10111	P18	G10168	P252	G10211901	P219
G10108	P108	G10111	P34	G10169	P115	G10213501	P48
G10108	P114	G10111	P91	G10169	P118	G10213502	P41
G10108	P116	G10111	P121	G10169501	P223	G10213601	P40
G10108	P120	G10111	P133	G10169701	P193	G10213601	P72
G10108	P120	G10111	P172	G10169701	P196	G10213601	P219
G10108	P120	G10111	P204	G10170701	P192	G10213601	P219
G10108	P120	G10111	P236	G10171	P76	G10213602	P40
G10108	P123	G10111	P236	G10171	P78	G10213602	P72
G10108	P123	G10111	P236	G10171	P88	G10213602	P219
G10108	P130	G10111	P238	G10171	P89	G10213602	P219
G10108	P140	G10111	P239	G10171	P106	G10216	P16
G10108	P144	G10112	P120	G10171	P162	G10217	P115



Part No.	Page	Part No.	Page	Part No.	Page	Part No.	Page
G10217	P162	G10229	P31	G10230	P250	G10266701	P40
G10217	P239	G10229	P36	G10230	P252	G10266701	P72
G10218301	P46	G10229	P38	G10230	P252	G10266901	P108
G10220	P235	G10229	P85	G10230	P260	G10267101	P108
G10225X	P162	G10229	P88	G10230	P260	G10267401	P72
G10227	P78	G10229	P120	G10230101	P72	G10267501	P40
G10227	P122	G10229	P129	G10230701	P46	G10267601	P40
G10227	P123	G10229	P133	G10231	P120	G10267601	P72
G10227	P134	G10229	P133	G10231	P123	G10269201	P213
G10227	P138	G10229	P142	G10231	P125	G10269201	P219
G10227	P162	G10229	P162	G10231	P126	G10269201	P232
G10227	P166	G10229	P168	G10231	P127	G10284	P58
G10227	P168	G10229	P198	G10231	P250	G10286102	P213
G10227	P244	G10229	P202	G10231	P260	G10286102	P219
G10227601	P272	G10229	P232	G10231	P260	G10288701	P157
G10228	P6	G10229	P232	G10232	P88	G10288701	P170
G10228	P16	G10229	P236	G10232	P130	G10292	P251
G10228	P64	G10229	P236	G10232	P138	G10301201	P104
G10228	P66	G10229	P243	G10232	P138	G10302401	P40
G10228	P67	G10229	P252	G10232	P238	G10302501	P106
G10228	P87	G10229	P252	G10232	P248	G10303	P66
G10228	P88	G10229	P254	G10232	P248	G10303	P129
G10228	P89	G10229	P260	G10232	P248	G10303	P130
G10228	P90	G10229	P260	G10232	P248	G10303	P132
G10228	P92	G10229302	P54	G10232	P248	G10303	P132
G10228	P120	G10229401	P209	G10232	P248	G10303	P248
G10228	P120	G10230	P8	G10233	P66	G10303	P248
G10228	P122	G10230	P16	G10233	P130	G10303	P248
G10228	P127	G10230	P18	G10233	P132	G10303	P252
G10228	P132	G10230	P18	G10233	P241	G10305	P92
G10228	P134	G10230	P58	G10233	P245	G10305	P122
G10228	P134	G10230	P88	G10233	P245	G10306	P130
G10228	P138	G10230	P88	G10233	P252	G10306	P130
G10228	P140	G10230	P91	G10234201	P73	G10306	P238
G10228	P142	G10230	P102	G10235	P130	G10306	P254
G10228	P146	G10230	P102	G10235	P168	G10307	P61
G10228	P146	G10230	P115	G10235	P168	G10308	P12
G10228	P148	G10230	P118	G10236	P120	G10308	P18
G10228	P148	G10230	P118	G10237	P236	G10309	P20
G10228	P163	G10230	P120	G10239	P120	G10309	P20
G10228	P166	G10230	P120	G10242601	P108	G10309	P58
G10228	P170	G10230	P120	G10242801	P108	G10310	P10
G10228	P172	G10230	P121	G10242801	P108	G10310	P30
G10228	P174	G10230	P123	G10242801	P213	G10312	P4
G10228	P243	G10230	P132	G10242801	P219	G10312	P4
G10228	P248	G10230	P132	G10243001	P226	G10312	P30
G10228	P250	G10230	P140	G10246001	P226	G10314	P146
G10228	P252	G10230	P140	G10246001	P104	G10315	P30
G10228	P252	G10230	P140	G10246301	P104	G10318701	P48
G10228	P260	G10230	P142	G10251	P108	G10318901	P223
G10229	P18	G10230	P144	G10252	P216	G10320201	P50
		G10230	P163	G10253	P98	G10320401	P52
		G10230	P236	G10257	P108	G10320601	P72
		G10230	P236	G10263501	P52	G10322	P236
		G10230	P238	G10265001	P108	G10322501	P16
		G10230	P238	G10265601	P40	G10323	P24
		G10230	P238	G10265601	P72	G10325	P14
		G10230	P243	G10266501	P26		
		G10230	P248				

Part No.	Page	Part No.	Page	Part No.	Page	Part No.	Page
G10325	P30	G10375401	P72	G10455	P133	G10507	P235
G10325	P108	G10375501	P72	G10455	P244	G10527	P133
G10326	P21	G10375601	P232	G10457	P120	G10529	P106
G10327701	P232	G10379601	P204	G10459	P236	G10531	P40
G10328	P104	G10382201	P157	G10459801	P50	G10531	P72
G10329801	P20	G10396	P260	G10460	P133	G10535	P67
G10331001	P168	G10396901	P170	G10460	P140	G10536	P140
G10331401	P213	G10397801	P14	G10460	P140	G10536	P142
G10331401	P219	G10397801	P16	G10460	P140	G10536	P144
G10331501	P213	G10397801	P241	G10460	P142	G10544	P148
G10331501	P219	G10399801	P157	G10460	P142	G10545501	P46
G10331601	P213	G10399801	P168	G10460	P142	G10545601	P52
G10331601	P219	G10399901	P158	G10460	P144	G10546	P20
G10331701	P213	G10399901	P168	G10460	P146	G10546	P32
G10331701	P219	G10401	P24	G10460	P243	G10551	P4
G10333401	P170	G10401101	P205	G10460	P248	G10551	P60
G10333501	P158	G10401101	P208	G10460	P260	G10564	P172
G10333501	P168	G10402701	P4	G10463	P58	G10567	P20
G10333601	P168	G10403	P98	G10463	P140	G10567	P32
G10333801	P168	G10403	P123	G10463	P142	G10567	P174
G10334701	P16	G10403	P162	G10470	P24	G10567801	P170
G10334801	P16	G10403	P166	G10475	P26	G10568101	P186
G10334901	P16	G10403601	P128	G10475	P28	G10570	P32
G10335001	P16	G10403701	P128	G10475701	P4	G10574	P243
G10335101	P16	G10407101	P127	G10476201	P26	G10581	P88
G10335201	P16	G10408	P244	G10477101	P224	G10584701	P223
G10336501	P172	G10409	P244	G10477201	P224	G10587	P248
G10336801	P40	G10409	P252	G10478	P252	G10588	P248
G10337001	P213	G10412	P130	G10478101	P26	G10592	P170
G10337001	P219	G10416001	P223	G10483101	P28	G10592	P236
G10337701	P205	G10418802	P40	G10483101	P28	G10594	P236
G10337701	P208	G10418802	P72	G10483101	P28	G10595901	P92
G10338	P10	G10425401	P46	G10483201	P28	G10596001	P92
G10338	P20	G10425501	P46	G10483401	P28	G10599	P18
G10338	P87	G10425701	P46	G10485	P250	G10599	P61
G10338	P110	G10427101	P38	G10488901	P108	G10599	P70
G10338	P112	G10428401	P144	G10495103	P104	G10599	P73
G10338	P114	G10428601	P144	G10496	P67	G10599	P236
G10339301	P157	G10428701	P144	G10496	P132	G10600701	P224
G10339301	P168	G10428901	P208	G10496	P244	G10602	P20
G10349401	P192	G10429001	P41	G10500	P24	G10602	P24
G10349701	P78	G10429001	P52	G10500901	P60	G10602	P32
G10349801	P78	G10429101	P24	G10501	P130	G10602	P130
G10350301	P126	G10429301	P24	G10501	P252	G10602	P133
G10357401	P170	G10430	P131	G10501	P252	G10602	P243
G10357401	P233	G10436101	P127	G10502X	P1	G10603	P24
G10363101	P170	G10437	P120	G10503	P36	G10604	P24
G10366201	P46	G10438	P4	G10503	P38	G10606	P125
G10370	P129	G10450	P239	G10503	P91	G10610401	P91
G10374301	P232	G10451	P58	G10503	P252	G10614301	P28
G10375101	P232	G10451	P172	G10504X	P55	G10615	P252
G10375201	P232	G10453	P131	G10506301	P54	G10617801	P40

Part No.	Page	Part No.	Page	Part No.	Page	Part No.	Page
G10617901	P72	G10626	P250	G10706401	P76	G10860	P133
G10618501	P48	G10626	P252	G10706401	P99	G10860X	P48
G10619	P249	G10626	P260	G10716	P120	G10862	P88
G10620	P4	G10626	P249	G10716	P125	G10862	P92
G10620	P10	G10629	P250	G10717	P120	G10862	P236
G10620	P20	G10629	P252	G10718	P58	G10863401	P90
G10620	P30	G10633	P250	G10722	P148	G10864	P30
G10620	P40	G10636	P34	G10724301	P52	G10870	P133
G10620	P70	G10636	P125	G10724901	P170	G10871	P238
G10620	P72	G10638	P122	G10724901	P213	G10871601	P16
G10620	P76	G10640	P123	G10724901	P219	G10871701	P16
G10620	P78	G10640	P140	G10724901	P233	G10871801	P16
G10620	P87	G10640	P140	G10725	P148	G10874	P121
G10620	P89	G10640	P142	G10732	P8	G10880	P76
G10620	P90	G10640	P142	G10732	P58	G10892X	P48
G10620	P92	G10640	P144	G10737701	P233	G10893X	P48
G10620	P110	G10640	P146	G10740701	P120	G10901	P250
G10620	P112	G10640	P236	G10745401	P4	G10907	P180
G10620	P114	G10640	P238	G10745401	P202	G10912	P4
G10620	P129	G10640	P248	G10746	P93	G10917X	P55
G10620	P132	G10641	P133	G10746	P120	G10918	P174
G10620	P204	G10641	P235	G10749X	P41	G10918X	P55
G10620	P205	G10643	P243	G10750X	P48	G10920X	P1
G10620	P228	G10649801	P213	G10751	P8	G10921X	P1
G10620	P230	G10649801	P219	G10751	P8	G10923	P67
G10620	P241	G10649801	P233	G10751	P58	G10923	P131
G10620	P252	G10652801	P38	G10751	P130	G10923	P252
G10621	P126	G10652901	P38	G10752	P8	G10928	P48
G10621	P10	G10655	P248	G10752	P20	G10928	P52
G10621	P12	G10660	P32	G10756	P260	G10931	P54
G10621	P12	G10664901	P28	G10757	P30	G10931	P108
G10621	P20	G10665001	P28	G10758	P30	G10932	P178
G10621	P24	G10665101	P28	G10758	P108	G10932	P180
G10621	P24	G10670	P30	G10763901	P93	G10939	P112
G10621	P30	G10670	P31	G10765	P36	G10939	P114
G10621	P31	G10670	P248	G10765	P38	G10939	P144
G10621	P58	G10670	P252	G10765	P119	G10939	P175
G10621	P70	G10671	P116	G10770	P175	G10940	P16
G10621	P78	G10671	P125	G10779	P125	G10901301	P34
G10621	P108	G10672	P248	G10800501	P72	G10941101	P190
G10621	P121	G10672	P250	G10809	P85	G10941101	P191
G10621	P127	G10672	P260	G10810	P125	G10945001	P190
G10621	P128	G10674	P250	G10821	P133	G10945001	P191
G10621	P166	G10674	P250	G10821	P244	G10949902	P50
G10621	P174	G10676	P88	G10825101	P89	G10950801	P104
G10621	P226	G10676	P90	G10826	P260	G10950901	P104
G10622	P12	G10676	P248	G10829	P224	G10954	P224
G10622	P14	G10681	P85	G10829	P250	G10958	P175
G10622	P40	G10681	P172	G10830	P88	G10959201	P190
G10622	P72	G10681	P251	G10842301	P198	G10959201	P191
G10622	P127	G10690	P24	G10842401	P198	G10960	P40
G10622	P204	G10693	P254	G10844	P148	G10960	P72

Part No.	Page	Part No.	Page	Part No.	Page	Part No.	Page
G10961	P40	G11078	P134	G11166	P272	G11386	P66
G10961	P106	G11078	P244	G11172	P28	G11386	P88
G10961	P241	G11081	P126	G11182	P106	G11386	P89
G10966	P30	G11091	P8	G11200	P170	G11386	P106
G10968	P67	G11091	P10	G11201	P52	G11386	P106
G10973901	P104	G11091	P12	G11202	P46	G11386	P138
G10974	P36	G11091	P66	G11202	P209	G11386	P138
G10974	P38	G11091	P90	G11202	P224	G11386	P144
G10983101	P28	G11091	P92	G11203	P78	G11386	P162
G10983201	P28	G11091	P92	G11209	P30	G11386	P168
G10983301	P28	G11091	P104	G11213	P12	G11386	P174
G10984X	P1	G11091	P112	G11215	P228	G11386	P184
G10985X	P55	G11091	P112	G11215	P230	G11386	P238
G10991	P90	G11091	P114	G11220	P6	G11386	P248
G10991	P238	G11091	P114	G11223	P118	G11386	P248
G10991	P254	G11091	P122	G11228	P36	G11386	P248
G10992	P138	G11091	P122	G11228	P38	G11387	P4
G10992	P138	G11091	P128	G11232	P130	G11387	P4
G10992	P224	G11091	P198	G11236	P36	G11387	P18
G10992X	P48	G11091	P199	G11236	P38	G11387	P18
G10994	P251	G11091	P249	G11237	P251	G11387	P20
G11009	P12	G11100	P134	G11249	P40	G11387	P21
G11009	P24	G11100	P244	G11249	P72	G11387	P30
G11009	P28	G11105X	P28	G11261	P106	G11387	P61
G11009	P70	G11106	P226	G11281	P28	G11387	P73
G11009	P112	G11106X	P28	G11284	P108	G11387	P73
G11009	P114	G11107X	P28	G11290	P116	G11387	P76
G11013001	P10	G11109	P163	G11297	P52	G11387	P78
G11013001	P20	G11109	P166	G11314	P125	G11387	P88
G11013001	P110	G11123	P40	G11320	P76	G11387	P88
G11013001	P112	G11123	P224	G11320	P93	G11387	P92
G11013001	P114	G11124	P73	G11320	P104	G11387	P99
G11044001	P115	G11124	P76	G11320	P272	G11387	P100
G11044201	P115	G11124	P78	G11328	P104	G11387	P114
G11043301	P115	G11124	P99	G11332X	P28	G11387	P120
G11044401	P115	G11124	P100	G11334	P144	G11387	P127
G11044501	P115	G11124	P202	G11339	P224	G11387	P130
G11015	P4	G11124	P224	G11341	P232	G11387	P133
G11015	P60	G11124X	P48	G11360	P102	G11387	P144
G11018	P6	G11133	P73	G11383	P232	G11387	P150
G11018	P64	G11135	P172	G11385	P30	G11387	P163
G11042X	P28	G11137	P87	G11385	P32	G11387	P166
G11047X	P28	G11142	P90	G11385	P92	G11387	P168
G11048X	P28	G11145	P87	G11385	P112	G11387	P170
G11065	P108	G11147	P88	G11385	P114	G11387	P172
G11066	P138	G11147	P90	G11385	P126	G11387	P209
G11066	P138	G11152X	P28	G11385	P162	G11387	P236
G11067	P46	G11153X	P28	G11385	P166	G11387	P236
G11067	P54	G11154X	P28	G11385	P172	G11387	P238
G11067	P224	G11160	P199	G11385	P174	G11387	P243
G11073	P32	G11166	P73	G11385	P260	G11387	P252
G11075	P132	G11166	P224	G11386	P16	G11387	P254
G11075	P244						

Part No.	Page	Part No.	Page	Part No.	Page	Part No.	Page
G11389	P6	G11408	P92	G11965	P27	G2403-06	P154
G11389	P36	G11409	P128	G11976	P8	G2403-08	P157
G11389	P38	G11418	P148	G11976	P8	G2403-12	P168
G11389	P58	G11418	P224	G11976	P58	G2406-08-06	P96
G11389	P64	G11419	P18	G11981	P41	G2406-08-06	P98
G11389	P66	G11448	P26	G11983	P54	G2406-10-08	P166
G11389	P70	G11448	P28	G11986	P46	G2406-12-08	P166
G11389	P73	G11453	P134	G11994	P52	G2501-12-16	P162
G11389	P170	G11453	P244	G11995	P46	G2501-12-16	P166
G11389	P172	G11472	P224	G11996	P40	G2501-16-20	P162
G11389	P174	G11514	P8	G11996	P46	G2501-16-20	P166
G11389	P204	G11514	P8	G11996	P72	G2503-20	P168
G11389	P236	G11514	P58	G12103	P206	G2603-06	P96
G11389	P238	G11514	P58	G12212-08	P206	G2603-06	P98
G11389	P239	G11520	P126	G12219-12	P224	G2603-06	P172
G11389	P243	G11522	P106	G1K248	P198	G2603-06	P174
G11389	P250	G11528	P224	G1K248	P201	G2700-06-06	P80
G11391	P6	G11539	P70	G1K248	P136	G2700-08	P150
G11391	P18	G11539	P72	G1K252	P198	G2700-10	P80
G11391	P64	G11556	P28	G1K252	P201	G2700-12	P80
G11391	P92	G11556	P50	G1K252	P136	G2701-06	P80
G11391	P116	G11578	P28	G1K253	P130	G2701-10	P80
G11391	P118	G11578	P52	G1K268	P202	G2701-10	P168
G11391	P125	G11588	P224	G1K268	P228	G2701-12	P80
G11391	P130	G11591	P4	G1K268	P136	G304-C-6	P152
G11391	P140	G11591	P60	G1K296	P16	G304-C-6	P154
G11391	P142	G11592	P4	G1K320	P198	G304-C-6	P166
G11391	P144	G11592	P60	G1K320	P202	G304-C-6	P174
G11391	P148	G11604	P130	G1K320	P136	G304-C-8	P154
G11391	P163	G11618	P28	G1K321	P198	G304-C-8	P166
G11391	P172	G11619	P28	G1K321	P202	G304-C-8	P168
G11391	P224	G11619	P50	G1K321	P136	G304-C-8	P172
G11391	P235	G11619	P52	G1K322	P202	G306-06	P80
G11391	P236	G11693	P28	G1K331	P67	G306-08	P150
G11391	P239	G11704	P73	G1K345	P18	G306-10	P80
G11391	P241	G11729	P46	G1K362	P201	G306-10	P168
G11391	P260	G11770	P54	G1K363	P201	G306-12	P80
G11391	P260	G11793	P32	G1K378	P134	G3302-09	P162
G11392	P36	G11847	P154	G1K378	P244	G3303-103	P10
G11392	P38	G11848	P76	G1K395	P136	G3303-108	P8
G11392	P260	G11848	P78	G1K396	P136	G3303-108	P30
G11396	P116	G11848	P99	G1K426	P84	G3303-108	P112
G11396	P140	G11848	P100	G1K534	P58	G3303-108	P114
G11396	P142	G11859	P184	G1K535	P58	G3303-114	P30
G11396	P260	G11862	P18	G1K758	P8	G3303-120	P112
G11400	P140	G11874	P116	G1K759	P58	G3303-120	P114
G11400	P140	G11875	P172	G1K774	P40	G3303-16	P8
G11400	P142	G11929	P70	G2100-03	P66	G3303-34	P10
G11400	P142	G11958	P12	G2100-03	P129	G3303-44	P10
G11400	P144	G11960	P41	G2100-03	P133	G3303-88	P10
G11400	P146	G11960	P209	G2100-03	P252	G3303-96	P58
G11401	P108	G11961	P209	G2403-06	P152	G3303-98	P8

Part No.	Page	Part No.	Page	Part No.	Page	Part No.	Page
G3305-03.....	P260	G6408-10.....	P192	G6801-06-08.....	P154	G7100-375.....	P270
G3310-100.....	P132	G6408-12.....	P85	G6801-06-08.....	P194	G7100-381.....	P265
G3310-116.....	P130	G6408-12.....	P192	G6801-06-08.....	P195	G7100-384.....	P266
G3310-122.....	P66	G6408-H06-O.....	P189	G6801-06-10.....	P96	G7100-384.....	P268
G3310-124.....	P130	G6408-H06-O.....	P194	G6801-06-10.....	P98	G7100-385.....	P261
G3310-155.....	P244	G6408-H06-O.....	P195	G6801-06-10.....	P166	G7100-385.....	P261
G3310-80.....	P133	G6408-H08-0.....	P189	G6801-08.....	P150	G7100-385.....	P266
G3310-88.....	P252	G6408-H08-0.....	P194	G6801-08.....	P152	G7100-385.....	P266
G3310-92.....	P132	G6408-H08-0.....	P195	G6801-08.....	P154	G7100-385.....	P268
G3324-01.....	P116	G6408-H10-0.....	P96	G6801-08.....	P184	G7100-386.....	P265
G3400-01.....	P66	G6408-H10-0.....	P98	G6801-08.....	P193	G7100-387.....	P269
G3400-01.....	P129	G6408-HHP-16.....	P192	G6801-08.....	P196	G7100-389.....	P265
G3400-01.....	P133	G6410-16-08.....	P168	G6801-08-10.....	P76	G7100-392.....	P262
G3400-01.....	P252	G6500-06.....	P83	G6801-08-10.....	P99	G7100-393.....	P268
G4200-01.....	P260	G6500-06-08.....	P96	G6801-08-12.....	P172	G7100-397.....	P261
G4200-02.....	P250	G6500-06-08.....	P98	G6801-10.....	P83	G7100-400.....	P266
G4200-03.....	P250	G6500-06-08.....	P184	G6801-10.....	P162	G7100-402.....	P265
G4301-02.....	P251	G6500-08.....	P78	G6801-10.....	P192	G7100-484.....	P273
G4301-04.....	P251	G6500-08.....	P100	G6801-10.....	P224	G7100-508.....	P270
G4602-01.....	P250	G6500-08.....	P194	G6801-10-08.....	P195	G7100-509.....	P270
G6325X.....	P8	G6500-08.....	P195	G6801-10-12.....	P162	G7100-557.....	P263
G6400-04.....	P174	G6500-10.....	P224	G6801-12.....	P166	G7100-557.....	P263
G6400-04.....	P191	G6500-12.....	P162	G6801-12.....	P168	G7100-557.....	P264
G6400-06.....	P85	G6500-12.....	P166	G6801-12.....	P170	G7100-558.....	P262
G6400-06.....	P188	G6500-12.....	P195	G6801-12-10.....	P83	G7100-558.....	P263
G6400-06-08.....	P189	G6502-06.....	P150	G6801-12-10.....	P162	G7100-558.....	P263
G6400-06-08.....	P194	G6502-06.....	P152	G6801-12-10.....	P166	G7100-558.....	P264
G6400-06-10.....	P96	G6502-06.....	P154	G6801-16-20.....	P162	G7100-559.....	P263
G6400-06-10.....	P98	G6502-08.....	P184	G6801-20.....	P170	G7100-559.....	P263
G6400-06-10.....	P99	G6502-12.....	P163	G6801-L-06-08.....	P78	G7100-559.....	P264
G6400-08.....	P150	G6602-06.....	P152	G6801-L-06-08.....	P100	G7100-571.....	P270
G6400-08.....	P152	G6602-06.....	P154	G6801-LL-10.....	P192	G7100-573.....	P267
G6400-08.....	P178	G6602-06.....	P172	G6801-LL-12.....	P168	G9881X.....	P241
G6400-08.....	P180	G6602-06.....	P174	G6803-04-04-04.....	P190	G9897X.....	P28
G6400-08.....	P186	G6602-08.....	P154	G6804-04-04-04.....	P191	G9903X.....	P28
G6400-08-10.....	P78	G6602-10.....	P98	G6804-08.....	P168	G9978X.....	P116
G6400-08-10.....	P100	G6602-12.....	P166	G6804-12.....	P162	GA0237.....	P235
G6400-08-10.....	P189	G6801-04-04.....	P172	G6804-12.....	P166	GA0245.....	P148
G6400-08-10.....	P194	G6801-04-04.....	P174	G6804-12-12-8.....	P162	GA0257.....	P148
G6400-08-10.....	P195	G6801-04-04.....	P190	G6815-06-04.....	P186	GA0378.....	P131
G6400-10.....	P85	G6801-04-04.....	P191	G6835-16-16-16.....	P168	GA0898.....	P248
G6400-10.....	P162	G6801-06.....	P78	G7100-110.....	P270	GA10036.....	P241
G6400-10.....	P166	G6801-06.....	P83	G7100-111.....	P270	GA10037.....	P241
G6400-10.....		G6801-06.....	P100	G7100-116.....	P270	GA10047.....	P238
G6400-12.....	P85	G6801-06.....	P224	G7100-121.....	P269	GA10048.....	P238
G6400-12.....	P163	G6801-06-04.....	P76	G7100-153.....	P269	GA10137.....	P20
G6400-12.....	P192	G6801-06-04.....	P99	G7100-234.....	P269	GA10151.....	P10
G6400-12-10.....	P195	G6801-06-08.....	P76	G7100-262.....	P263	GA10151.....	P20
G6408-06.....	P85	G6801-06-08.....	P98	G7100-295.....	P269	GA10151.....	P110
G6408-08.....	P178	G6801-06-08.....	P120	G7100-329.....	P270	GA10157.....	P4
G6408-08.....	P180	G6801-06-08.....	P150	G7100-337.....	P269	GA10603.....	P252
G6408-08.....	P181	G6801-06-08.....	P152	G7100-352.....	P270	GA10635.....	P73

Part No.	Page	Part No.	Page	Part No.	Page	Part No.	Page
GA10709	P115	GA12539	P206	GA14599	P230	GA18933	P70
GA10799	P228	GA12557	P204	GA14805	P230	GA19432	P96
GA10799	P230	GA12557	P208	GA14822	P92	GA19432	P98
GA10812	P88	GA12558	P205	GA14822	P104	GA2007	P20
GA10917	P163	GA12559	P205	GA14846	P136	GA2007	P58
GA10918	P96	GA12559	P208	GA14847	P204	GA20111	P28
GA10918	P98	GA12596	P208	GA14847	P228	GA2012L	P14
GA10918	P162	GA12598	P208	GA15081-30	P158	GA2012R	P14
GA10918	P166	GA12626	P138	GA15081-98	P152	GA2014	P36
GA10924	P198	GA12812	P204	GA15082-77	P157	GA2014	P38
GA11023	P88	GA12812	P208	GA15151	P148	GA2014	P184
GA11024	P252	GA12812	P228	GA15197	P18	GA2019	P24
GA11079	P118	GA12812	P228	GA15416	P236	GA2020	P24
GA11085	P73	GA12812	P136	GA15416	P238	GA20252	P186
GA11086	P73	GA12813	P136	GA15422	P272	GA20270	P195
GA11154	P228	GA12852	P206	GA15485	P12	GA20271	P194
GA11155	P228	GA12853	P206	GA15485	P40	GA20271	P195
GA11201	P120	GA12858	P136	GA15485	P70	GA20272	P194
GA11295	P88	GA12868	P206	GA15485	P72	GA20272	P195
GA11296	P88	GA12937-24	P157	GA15499	P96	GA20283	P166
GA11298	P87	GA13169	P138	GA15499	P98	GA20583	P257
GA11301	P88	GA13204	P126	GA16082	P202	GA20622	P28
GA11331	P66	GA13512	P138	GA16157	P249	GA20640	P10
GA11331	P244	GA13521	P209	GA16351	P204	GA20640	P20
GA11481-116	P158	GA13551	P198	GA16374	P10	GA20640	P112
GA11528	P120	GA13551	P228	GA16391	P136	GA20640	P114
GA11699	P228	GA13562	P206	GA16391	P213	GA2068	P130
GA11810-68	P157	GA13572	P206	GA16391	P219	GA20686	P125
GA11810-72	P157	GA13665	P118	GA16393	P208	GA20711	P12
GA11934	P85	GA13673	P118	GA16428	P249	GA20711	P70
GA11971	P58	GA13762	P140	GA16826	P205	GA20711	P213
GA11982	P6	GA13762	P142	GA16826	P208	GA20712	P219
GA11982	P64	GA13762	P146	GA17034	P92	GA20765	P136
GA11987	P73	GA13783	P118	GA17066	P126	GA20822	P188
GA11988	P138	GA13944	P136	GA17066	P126	GA20902	P12
GA11991	P138	GA13986	P115	GA17113	P166	GA20902	P70
GA11992	P138	GA14031	P110	GA1720	P8	GA20902	P202
GA11997	P138	GA14041	P92	GA1720	P10	GA20914	P12
GA12080	P157	GA14049	P249	GA17542	P204	GA20914	P70
GA12108	P238	GA14078	P92	GA17542	P208	GA21067	P189
GA12109	P238	GA14112	P249	GA17544	P204	GA21067	P194
GA12143	P20	GA14127	P138	GA17544	P208	GA21067	P195
GA12163	P118	GA14135	P108	GA17547	P136	GA21143	P226
GA12164	P118	GA14152	P170	GA17547	P202	GA21158	P146
GA12178	P132	GA14412	P126	GA17547	P228	GA21158	P150
GA12235	P36	GA14413	P125	GA18311	P241	GA21158	P157
GA12236	P36	GA14446	P166	GA18353	P128	GA21158	P181
GA12330	P254	GA14448	P206	GA18486	P198	GA21159	P181
GA12358	P138	GA14449	P206	GA18486	P199	GA21309	P112
GA12403	P108	GA14450	P208	GA18630-116	P158	GA21309	P114
GA12403	P202	GA14452	P208	GA18667-24	P158	GA21405	P138
GA12537	P205	GA14599	P228	GA18822	P257	GA21406	P228

Part No.	Page	Part No.	Page	Part No.	Page	Part No.	Page
GA21406	P230	GA22585	P222	GA24758	P92	GA25403	P186
GA21451	P12	GA22793	P138	GA24825	P126	GA25404	P186
GA21451	P70	GA22793	P138	GA24826	P125	GA25413	P204
GA21451	P213	GA22901	P96	GA24829	P126	GA25427	P90
GA21482	P114	GA22901	P98	GA24857	P187	GA25437	P226
GA21487	P150	GA24239	P34	GA24873	P22	GA25441	P90
GA21487	P178	GA24281	P226	GA24877	P28	GA25512	P163
GA21510	P76	GA24284	P226	GA24878	P28	GA25513	P76
GA21510	P78	GA24285	P226	GA24887	P208	GA25704-190	P158
GA21536-190	P158	GA24365	P91	GA24889	P58	GA25707-68	P158
GA21676	P16	GA24366	P92	GA24891	P157	GA25707-72	P157
GA21677	P16	GA24373	P66	GA25023	P224	GA25836	P120
GA21687	P216	GA24374	P91	GA25029	P12	GA25838	P126
GA21687	P12	GA24376	P91	GA25029	P70	GA25857	P172
GA21728	P120	GA24377	P91	GA25029	P213	GA25949	P12
GA2180	P66	GA24378	P92	GA25031	P213	GA25949	P40
GA22273	P138	GA24381	P92	GA25031	P219	GA25949	P70
GA22278	P248	GA24414	P93	GA25034	P99	GA25949	P72
GA22522	P213	GA24422	P154	GA25034	P100	GA25949	P216
GA22522	P219	GA24425	P89	GA25035	P99	GA25950	P216
GA22547	P213	GA24426	P76	GA25035	P100	GA25982	P186
GA22547	P219	GA24426	P99	GA25036	P99	GA25993	P224
GA22554-120	P216	GA24429	P99	GA25036	P100	GA26005	P186
GA22554-120	P222	GA24429	P100	GA25038	P12	GA26007	P205
GA22554-20	P216	GA24487-100	P216	GA25038	P70	GA26104	P104
GA22554-20	P222	GA24488-27	P216	GA25038	P213	GA26173	P213
GA22554-20	P232	GA24488-27	P222	GA25039	P213	GA26173	P216
GA22554-265	P216	GA24488-27	P222	GA25084	P70	GA26173	P219
GA22554-265	P222	GA24488-64	P216	GA25203	P12	GA26173	P222
GA22554-325	P216	GA24488-96	P216	GA25214	P12	GA26287	P31
GA22554-325	P222	GA24495	P184	GA25214	P213	GA26297	P60
GA22554-36	P216	GA24496	P184	GA25240	P174	GA26374	P226
GA22554-36	P222	GA24501	P199	GA25257	P172	GA26375	P213
GA22554-36	P232	GA24507	P93	GA25258	P172	GA26398	P76
GA22554-360	P216	GA24511	P144	GA25261	P160	GA26683	P224
GA22554-360	P222	GA24513	P144	GA25261	P172	GA26684	P224
GA22554-360	P232	GA24515	P92	GA25261	P174	GA26685	P224
GA22554-375	P216	GA24543	P83	GA25261	P185	GA26686	P224
GA22554-375	P222	GA24546	P73	GA25284	P166	GA26687	P224
GA22555-110	P222	GA24561	P125	GA25304	P112	GA26688	P224
GA22555-20	P216	GA24605	P199	GA25304	P114	GA26709	P12
GA22555-27	P222	GA24649	P206	GA25384	P174	GA26709	P213
GA22555-90	P222	GA24676	P28	GA25388	P76	GA26717	P224
GA22555-94	P216	GA24694	P157	GA25388	P78	GA26876	P148
GA22555-94	P216	GA24694	P180	GA25388	P99	GA26884	P213
GA22556-100	P216	GA24695	P180	GA25388	P100	GA26884	P219
GA22556-134	P222	GA24715	P184	GA25389	P186	GA26885	P213
GA22556-91	P216	GA24752	P28	GA25390	P186	GA26885	P219
GA22556-91	P222	GA24754	P140	GA25399-36	P216	GA26909	P148
GA22585	P213	GA24754	P142	GA25399-36	P222	GA26920	P14
GA22585	P216	GA24754	P144	GA25399-36	P226	GA26924-01	P150
GA22585	P219	GA24757	P92	GA25401	P172	GA26924-01	P152



# NUMERICAL INDEX

M0302-02

Model 3505

Part No.	Page	Part No.	Page	Part No.	Page	Part No.	Page
GA26924-01	P154	GA4286	P235	GA5654	P38	GA7336	P133
GA26924-02	P150	GA4287	P235	GA5667	P248	GA7336	P243
GA26924-02	P152	GA4293	P85	GA5698	P26	GA7375	P249
GA26924-02	P154	GA4444	P31	GA5699	P26	GA7434	P125
GA26924-03	P150	GA4620	P252	GA5887	P235	GA7543	P125
GA26924-03	P152	GA4693	P126	GA5917	P249	GA7694-190	P158
GA26924-03	P154	GA4976	P250	GA6147	P202	GA7695-116	P158
GA26924-04	P150	GA4976	P260	GA6171	P16	GA7696-180	P158
GA26924-04	P152	GA4995	P115	GA6171	P18	GA7850	P202
GA26924-04	P154	GA5090	P130	GA6171	P18	GA7850	P204
GA26924-05	P80	GA5105	P130	GA6171	P18	GA7850	P208
GA26924-05	P82	GA5105	P132	GA6171	P241	GA7853	P202
GA26924-06	P80	GA5105	P133	GA6337	P244	GA7853	P204
GA26924-06	P82	GA5105	P244	GA6418	P120	GA7853	P208
GA26924-11	P80	GA5106	P133	GA6420	P119	GA7854	P202
GA26924-11	P82	GA5106	P133	GA6422	P119	GA7855	P202
GA26924-11	P96	GA5107	P66	GA6434	P18	GA7857	P202
GA26924-11	P98	GA5107	P130	GA6435	P125	GA7859	P202
GA26926	P224	GA5107	P133	GA6436	P248	GA8021	P202
GA26928	P126	GA5107	P244	GA6437	P248	GA8022	P202
GA26958	P18	GA5108	P133	GA6442	P140	GA8046	P202
GA26980	P41	GA5108	P133	GA6497	P123	GA8047	P198
GA26989	P28	GA5109	P133	GA6529	P127	GA8047	P202
GA26999	P54	GA5110	P133	GA6579	P243	GA8092	P67
GA27001	P41	GA5111	P133	GA6597	P18	GA8135	P209
GA27001	P46	GA5112	P133	GA6608	P120	GA8326	P32
GA27002	P40	GA5113	P133	GA6608	P123	GA8328	P228
GA27002	P48	GA5114	P130	GA6608	P154	GA8328	P136
GA27003	P46	GA5114	P244	GA6623	P120	GA8329	P228
GA27004	P46	GA5115	P244	GA6741	P30	GA8329	P136
GA27005	P46	GA5116	P133	GA6849	P125	GA8343	P24
GA27007	P52	GA5116	P243	GA6850	P122	GA8364	P32
GA27008	P40	GA5121	P88	GA6858	P140	GA8366	P32
GA27013	P50	GA5121	P91	GA6858	P142	GA8371	P31
GA27014	P50	GA5121	P122	GA6859	P140	GA8603	P34
GA27015	P50	GA5146	P133	GA6859	P142	GA8603	P238
GA27023	P48	GA5157	P129	GA6884	P187	GA8641	P34
GA27038	P38	GA5164	P131	GA6884	P187	GA8688	P236
GA27038	P36	GA5165	P131	GA6907	P30	GA8689	P236
GA27084	P46	GA5188	P142	GA6960	P260	GA8699	P115
GA27097	P129	GA5188	P146	GA6961	P260	GA8760	P36
GA27102	P162	GA5194	P252	GA6966	P238	GA8882	P178
GA27102	P166	GA5202	P133	GA7022	P120	GA8882	P180
GA27102	P168	GA5229	P243	GA7153	P123	GA8884	P178
GA27105	P162	GA5385	P198	GA7154	P66	GA8888	P178
GA27105	P166	GA5385	P219	GA7154	P134	GA8888	P180
GA27133	P46	GA5552	P188	GA7154	P252	GA8911	P125
GA27134	P46	GA5600	P201	GA7208	P260	GA8911	P150
GA27146	P4	GA5624	P133	GA7209	P260	GA8911	P157
GA27158	P104	GA5624	P243	GA7211	P260	GA8911	P175
GA27159	P104	GA5629	P133	GA7239	P236	GA8931	P256
GA3893	P252	GA5654	P36	GA7240	P236	GA9096	P198

Part No.	Page	Part No.	Page	Part No.	Page	Part No.	Page
GA9130	P198	GB0267	P60	GB0554	P148	GB1206	P106
GA9144	P202	GB0268	P18	GB0574	P110	GB1216	P90
GA9152	P198	GB0274	P4	GB0673	P106	GB1216	P102
GA9153	P198	GB0274	P60	GB0675	P106	GB1218	P40
GA9153	P219	GB0276	P16	GB0676	P28	GB1223	P8
GA9433	P238	GB0278	P20	GB0697	P27	GB1223	P58
GA9434	P238	GB0278	P32	GB0717	P112	GB1224	P8
GA9437	P238	GB0282	P18	GB0717	P114	GB1224	P8
GA9472	P241	GB0285	P4	GB0780	P27	GB1224	P58
GA9547	P110	GB0287	P131	GB0815	P27	GB1224	P58
GA9559	P120	GB0296	P238	GB0818	P28	GB1225	P148
GA9559	P150	GB0309	P121	GB0823	P27	GB1231	P28
GA9559	P157	GB0314	P8	GB0901	P112	GB1237	P28
GA9559	P175	GB0314	P58	GB0901	P114	GB1240	P54
GA9564	P238	GB0322	P238	GB0905	P106	GB1242	P54
GA9714	P22	GB0323	P238	GB0907	P28	GB1246	P54
GA9819	P238	GB0366	P8	GB0920	P28	GB1247	P54
GA9820	P238	GB0383	P36	GB0921	P28	GB1249	P90
GA9840	P121	GB0383	P38	GB0926	P12	GB1250	P46
GA9846	P130	GB0387	P36	GB0926	P28	GB1251	P46
GA9963	P136	GB0387	P38	GB0926	P70	GB1255	P46
GA9964	P228	GB0389	P64	GB0926	P112	GB1256	P46
GA9964	P136	GB0389	P174	GB0926	P114	GB1257	P46
GA9978	P202	GB0390	P64	GB0958	P28	GB1275	P50
GA9978	P202	GB0391	P64	GB0968	P61	GB1276	P50
GB0110	P24	GB0392	P64	GB1084	P26	GB1281	P52
GB0115	P32	GB0393	P6	GB1090	P202	GB1282	P52
GB0116	P32	GB0395	P6	GB1090	P202	GB1288	P52
GB0120	P24	GB0396	P6	GB1090	P204	GB1289	P41
GB0156	P115	GB0397	P6	GB1090	P204	GB1289	P52
GB0186	P8	GB0397	P64	GB1090	P208	GB1291	P41
GB0198	P248	GB0400	P238	GB1090	P208	GB1291	P52
GB0199	P248	GB0405	P238	GB1090	P202	GB1306	P50
GB0200	P248	GB0409	P123	GB1107	P26	GB1307	P50
GB0205	P235	GB0410	P24	GB1123	P26	GB1313	P88
GB0206	P236	GB0428	P112	GB1124	P26	GB1313	P114
GB0206	P260	GB0428	P114	GB1130	P26	GD0453-02	P140
GB0209	P236	GB0430	P54	GB1131	P26	GD0453-03	P142
GB0210	P236	GB0430	P104	GB1132	P26	GD0453-03	P146
GB0218	P119	GB0430	P110	GB1133	P26	GD0453-05	P140
GB0218	P129	GB0430	P112	GB1134	P26	GD0453-06	P140
GB0218	P235	GB0430	P114	GB1147	P26	GD0453-08	P142
GB0218	P260	GB0431	P102	GB1147	P27	GD0453-08	P146
GB0230	P123	GB0431	P104	GB1148	P26	GD0740	P120
GB0234	P123	GB0444	P104	GB1171	P26	GD0740	P120
GB0239	P18	GB0445	P110	GB1195	P104	GD0746	P146
GB0254	P18	GB0446	P110	GB1196	P104	GD0746	P148
GB0259	P134	GB0455	P110	GB1197	P104	GD0752-41	P140
GB0265	P4	GB0455	P112	GB1199	P104	GD0752-41	P142
GB0266	P4	GB0455	P114	GB1201	P104	GD0829	P170
GB0266	P60	GB0464	P36	GB1203	P104	GD0829	P260
GB0267	P4	GB0464	P38	GB1204	P104	GD0840	P148

NUMERICAL INDEX

Table with 7 columns: Part No., Page, Part No., Page, Part No., Page, Part No., Page. Lists various part numbers and their corresponding page numbers.

Part No.	Page	Part No.	Page	Part No.	Page	Part No.	Page
GD16037	P162	GD18112	P138	GD21300	P76	GD26973	P38
GD16037	P166	GD18118	P209	GD21300	P78	GD26989	P199
GD16037	P168	GD18119	P138	GD21300	P99	GD26989	P232
GD16038	P162	GD18168	P209	GD21300	P100	GD27190	P199
GD16038	P166	GD18176	P205	GD21337	P8	GD27190	P232
GD16038	P168	GD18274	P138	GD21398	P248	GD2721	P140
GD16040	P162	GD18407	P206	GD21540	P148	GD2721	P142
GD16040	P166	GD18408	P206	GD2161	P140	GD2721	P146
GD16040	P168	GD1862	P249	GD2161	P142	GD2721	P260
GD16046	P199	GD18704	P24	GD2161	P146	GD27232	P175
GD16154	P88	GD18796	P136	GD2169	P120	GD27233	P181
GD16155	P88	GD19212	P92	GD2169	P125	GD27235	P178
GD16156	P87	GD19212	P92	GD2199	P261	GD27235	P180
GD16157	P252	GD19237	P138	GD22200	P223	GD2734-18	P244
GD16188	P85	GD19238	P138	GD22686	P272	GD27607	P106
GD16226	P118	GD19292	P34	GD22965	P198	GD28354	P223
GD16233	P73	GD19333	P24	GD23774	P10	GD28363	P224
GD16241	P73	GD19343	P133	GD23995	P6	GD28372	P230
GD16245	P4	GD19343	P244	GD2412	P248	GD28390	P4
GD16245	P60	GD19383-03	P92	GD2423	P30	GD28631	P28
GD16251	P88	GD19383-03	P170	GD24353	P126	GD29315	P194
GD16303	P118	GD19468	P118	GD24354	P126	GD29315	P195
GD16328	P115	GD19508	P54	GD24386	P106	GD29318	P186
GD16341	P120	GD19508	P102	GD24545	P4	GD29318	P192
GD16561	P114	GD19508	P112	GD24545	P58	GD29318	P194
GD16608	P163	GD19508	P114	GD24754	P106	GD29318	P195
GD16612	P163	GD19509	P54	GD24879-01	P106	GD29319	P186
GD16613	P163	GD19509	P110	GD25007	P224	GD29319	P192
GD16640	P163	GD19509	P112	GD2548-15.5	P245	GD29321	P192
GD16642	P120	GD19509	P114	GD25522	P96	GD29321	P193
GD16642	P272	GD19658-03	P90	GD25522	P96	GD29321	P194
GD17052	P20	GD19659-08	P102	GD25522	P98	GD29321	P195
GD17052	P114	GD19690-03	P106	GD25568	P58	GD29321	P196
GD17141	P138	GD19690-04	P106	GD25569	P58	GD29339	P110
GD17143	P138	GD19790	P24	GD2558	P102	GD29413	P12
GD17150-01	P138	GD19852	P104	GD2558	P130	GD29413	P70
GD17150-02	P138	GD19864	P104	GD2558	P132	GD29413	P112
GD17150-10	P138	GD20060	P249	GD2558	P133	GD29413	P114
GD17150-11	P138	GD20282	P108	GD2558	P243	GD29459	P58
GD17150-12	P138	GD20456	P125	GD25644	P76	GD2947	P30
GD17151-06	P136	GD20595	P102	GD25644	P78	GD29507	P20
GD17154	P138	GD20923	P106	GD2597	P148	GD29689	P181
GD17156	P138	GD21080	P104	GD26146	P18	GD2971-10	P30
GD17156	P138	GD21142	P140	GD26274	P92	GD2971-26	P90
GD1719	P252	GD21142	P142	GD26288	P40	GD2971-31	P14
GD17245	P118	GD21142	P146	GD26288	P72	GD29798	P4
GD1747	P250	GD21143	P140	GD26293	P41	GD29798	P112
GD18010	P138	GD21143	P142	GD26593	P28	GD2984	P268
GD18010	P136	GD21143	P144	GD26598	P241	GD2984	P268
GD18011	P64	GD2115	P260	GD26697	P89	GD30262	P224
GD18011	P138	GD2117	P268	GD26970	P174	GD30571	P194
GD18078	P138	GD21278	P228	GD26973	P36	GD30571	P195

Part No.	Page	Part No.	Page	Part No.	Page	Part No.	Page
GD30622	P134	GD34765	P98	GD35629	P40	GD4086	P96
GD30624	P133	GD34774	P28	GD35629	P70	GD4086	P98
GD30631	P178	GD34923	P235	GD35629	P72	GD4743	P120
GD30631	P180	GD34923	P260	GD35784-01	P26	GD4887-01	P132
GD30632	P178	GD35011	P99	GD35835	P172	GD5625	P92
GD30697	P180	GD35011	P100	GD35836	P12	GD5752	P130
GD30725	P14	GD35058	P12	GD35836	P70	GD5753	P130
GD30725	P36	GD35126	P92	GD35837	P12	GD5756	P129
GD30725	P38	GD35127	P116	GD35837	P70	GD5756	P133
GD30726	P12	GD35211	P174	GD35838	P12	GD5827	P129
GD30726	P216	GD35230	P174	GD35838	P70	GD5827	P132
GD30726	P232	GD35231	P174	GD35844	P106	GD5835	P133
GD30882	P76	GD35271	P190	GD35847	P73	GD5857	P119
GD30882	P78	GD35271	P191	GD35857	P106	GD5857	P129
GD30882	P99	GD35275	P245	GD35858	P112	GD5857	P133
GD30882	P100	GD35294	P76	GD35903	P230	GD5857	P243
GD31424	P88	GD35294	P78	GD35904-01	P172	GD5857	P252
GD31424	P90	GD35294	P99	GD35904-01	P174	GD5875	P123
GD31424	P102	GD35294	P100	GD3612	P4	GD5875	P140
GD31450	P132	GD35314	P186	GD3612	P60	GD5875	P142
GD31466	P241	GD35339	P116	GD36264	P122	GD5875	P144
GD3180-05	P184	GD35340	P116	GD36277	P30	GD5886	P243
GD3180-27	P88	GD35349	P12	GD36388	P12	GD5886	P245
GD3180-28	P88	GD35381	P168	GD36388	P70	GD6279-03	P172
GD3180-28	P92	GD35420	P213	GD36680	P224	GD6279-05	P85
GD3180-30	P6	GD35420	P216	GD36681	P224	GD6279-07	P168
GD3180-30	P64	GD35420	P219	GD36682	P224	GD6291	P170
GD33511	P189	GD35420	P222	GD36709	P16	GD6291	P198
GD33595	P92	GD35422	P194	GD36713	P16	GD6551	P133
GD33756	P226	GD35422	P195	GD36756	P172	GD6553	P235
GD33757	P226	GD35434	P90	GD36820	P224	GD6783	P121
GD33758	P226	GD35435	P90	GD36821	P223	GD6825-10.5	P130
GD33759	P226	GD35437	P90	GD36822	P223	GD7127	P133
GD33953	P92	GD35444	P14	GD36856	P14	GD7127	P244
GD33958	P92	GD35447	P76	GD36860	P14	GD7137	P120
GD34015	P154	GD35447	P78	GD36866	P150	GD7148	P32
GD34021-02	P26	GD35449	P12	GD36866	P152	GD7258	P32
GD34071	P92	GD35449	P70	GD36866	P154	GD7318	P21
GD34081	P122	GD35449	P72	GD36922	P24	GD7426	P129
GD34098	P76	GD35459	P172	GD36928	P204	GD7426	P133
GD34103	P76	GD35465	P226	GD36938	P46	GD7426	P243
GD34103	P78	GD3547	P260	GD36951	P40	GD7803	P34
GD34103	P99	GD35471	P58	GD36951	P72	GD7804	P34
GD34103	P100	GD35472	P58	GD36952-02	P40	GD7805	P119
GD34104	P154	GD35491	P90	GD36954	P50	GD7805	P120
GD34178	P125	GD35573	P184	GD36959	P52	GD7822	P133
GD34287	P146	GD35609	P12	GD36961	P41	GD7848	P248
GD34372	P102	GD35609	P40	GD36990	P14	GD7867	P245
GD34701	P92	GD35609	P70	GD37001	P106	GD7870	P243
GD34702	P92	GD35609	P72	GD37049	P104	GD7900	P235
GD34762	P146	GD35628	P70	GD3777-10	P88	GD7904-02	P236
GD34763	P146	GD35629	P12	GD3777-11	P88	GD7907	P236

Part No.	Page	Part No.	Page	Part No.	Page	Part No.	Page
GD7907	P260	GR0196	P30	GR1037	P188	GR1466	P83
GD7908	P235	GR0196	P58	GR1037	P189	GR1466	P83
GD7908	P260	GR0196	P112	GR1037	P193	GR1466	P85
GD7912	P236	GR0196	P114	GR1037	P194	GR1466	P99
GD7962	P235	GR0196	P8	GR1037	P194	GR1466	P100
GD8224	P236	GR0270	P125	GR1037	P195	GR1466	P162
GD8238	P235	GR0375	P123	GR1037	P195	GR1466	P162
GD8239	P236	GR0375	P125	GR1037	P196	GR1466	P162
GD8247	P235	GR0434	P125	GR1037	P120	GR1466	P166
GD8276	P236	GR0508	P249	GR1045	P78	GR1466	P166
GD8306	P67	GR0515	P115	GR1045	P83	GR1466	P189
GD8306	P92	GR0516	P115	GR1045	P85	GR1466	P192
GD8306	P172	GR0586	P202	GR1045	P85	GR1466	P192
GD8306	P204	GR0664	P24	GR1045	P100	GR1466	P192
GD8460	P18	GR0761	P190	GR1045	P188	GR1466	P194
GD8751	P201	GR0761	P191	GR1045	P188	GR1466	P195
GD8770	P202	GR0880	P252	GR1045	P189	GR1466	P224
GD8771	P202	GR0881	P252	GR1045	P194	GR1467	P85
GD8778	P26	GR0882	P252	GR1045	P195	GR1467	P85
GD8893-01	P61	GR0883	P252	GR1045	P224	GR1467	P162
GD8893-07	P116	GR0911	P244	GR1090	P184	GR1467	P162
GD9047	P134	GR0912	P66	GR1104	P254	GR1467	P162
GD9051	P125	GR0912	P130	GR1112	P254	GR1467	P163
GD9077	P131	GR0912	P132	GR1116	P254	GR1467	P166
GD9078	P131	GR0912	P133	GR1118	P254	GR1467	P166
GD9093	P122	GR0912	P244	GR1120	P254	GR1467	P168
GD9120	P18	GR0912	P252	GR1122	P252	GR1467	P170
GD9121	P125	GR1015	P250	GR1123	P254	GR1467	P192
GD9122	P125	GR1015	P260	GR1124	P254	GR1517	P178
GD9123	P125	GR1016	P250	GR1134	P254	GR1526	P175
GD9124	P125	GR1016	P260	GR1254	P184	GR1533	P256
GD9129-01	P102	GR1017	P250	GR1281	P187	GR1535	P256
GD9129-01	P120	GR1017	P260	GR1282	P187	GR1540	P256
GD9130	P125	GR1018	P250	GR1289	P187	GR1541	P256
GD9131	P248	GR1018	P260	GR1363	P136	GR1542	P256
GD9132	P248	GR1019	P250	GR1389	P254	GR1543	P254
GD9254	P34	GR1019	P260	GR1405	P67	GR1543	P256
GD9320	P243	GR1035	P188	GR1406	P67	GR1544	P256
GD9378	P245	GR1037	P98	GR1407	P67	GR1545	P256
GD9695	P58	GR1037	P150	GR1408	P67	GR1569	P24
GD9724	P36	GR1037	P150	GR1409	P67	GR1570MPP	P271
GD9724	P38	GR1037	P150	GR1410	P67	GR1574	P256
GD9971	P123	GR1037	P152	GR1411	P67	GR1598	P175
GM0302-01	P272	GR1037	P154	GR1412	P67	GR1708	P249
GM0302-02	P272	GR1037	P168	GR1413	P67	GR1736	P228
GPR1094	P272	GR1037	P178	GR1414	P209	GR1762	P202
GR0146MPP	P271	GR1037	P178	GR1415	P209	GR1763	P202
GR0150	P148	GR1037	P180	GR1465	P174	GR1777	P93
GR0151	P148	GR1037	P180	GR1465	P191	GR1777	P228
GR0188	P235	GR1037	P181	GR1466	P186	GR1777	P230
GR0193	P123	GR1037	P184	GR1466	P76	GR1777	P230
GR0193	P125	GR1037	P186	GR1466	P78	GR1778	P138

Part No.	Page	Part No.	Page	Part No.	Page	Part No.	Page
GR1795	P254	GR2382	P223				
GR1797	P254	GR2383	P157				
GR1799	P254	GR2383	P170				
GR1801	P254						
GR1802	P254						
GR1804	P254						
GR1805	P254						
GR1806	P254						
GR1808	P254						
GR1838	P206						
GR1839	P206						
GR1842MPP	P271						
GR1843	P138						
GR1848	P24						
GR1921	P138						
GR1923	P198						
GR1941	P249						
GR1943	P138						
GR1951	P138						
GR2003	P254						
GR2025	P162						
GR2025	P166						
GR2035	P188						
GR2041	P85						
GR2126	P224						
GR2127MPP	P271						
GR2154	P24						
GR2185	P254						
GR2193	P187						
GR2194	P187						
GR2217	P271						
GR2223	P178						
GR2229	P181						
GR2233	P138						
GR2240MPP	P271						
GR2241MPP	P271						
GR2274	P180						
GR2279	P206						
GR2312	P192						
GR2314	P83						
GR2332	P76						
GR2332	P99						
GR2333	P83						
GR2334	P271						
GR2335	P271						
GR2361	P172						
GR2362	P185						
GR2363	P185						
GR2368	P172						
GR2381	P78						
GR2381	P100						
GR2381	P157						

**This page left blank intentionally.**