

This page left blank intentionally.

ROW UNIT

Pull Row Unit Assembly	P1
Implement Switch Assembly	P2
Shank Assembly, Seed Tube, and Depth Adjustment	P3
Parallel Arms, Mounting Support Plate, and Quick Adjustable Down Force Springs	P5
Ag Leader Electric Clutch	P7
15" Seed Opener Disc Blade/Bearing Assembly and Scrapers	P9
Gauge Wheels	P11
"V" Closing Wheels	P13
Hopper Support and Meter Drive	P15
Row Unit Idler	P17
Seed Hopper and Lid	P18
Finger Pickup Seed Meter	P19
Brush-Type Seed Meter 2.0	P21
Vacuum Seed Meter	P23
Granular Chemical	P25
Granular Chemical Hopper and Hopper Panel Extension	P27
Granular Chemical Meter and Meter Drive	P28
Row Unit Mounted No Till Coulters	P30
Coulter Mounted Residue Wheels	P31
Coulter Mounted Residue Wheel W/Treader	P33

VACUUM SYSTEM

Digital Vacuum Gauge, Analog Vacuum Gauge, and Vacuum Fan Assembly	P35
Vacuum Fan Hydraulic Components	P37
Vacuum Fan Hydraulic Motor Assembly	P38
Optional Flow Control Needle Valve Kit	P38
Vacuum Fan Motor Valve Block Assembly (Located Below Vacuum Fan Motor Assembly)	P39
Vacuum Fan Mounting Brackets and Distribution Hoses	P41

BASE MACHINE

Hitch	P43
Safety Chain	P45
Frame/Manifold Assembly	P47
Hydraulic Wing Fold	P49
Transport and Ground Drive Wheel Assembly	P51
Contact Wheel and Arm Assembly	P53
Point Row Clutch	P57
Point Row Clutch Electrical Components	P59
Seed Rate Transmission Assembly and Driveline	P61
Row Marker Assembly	P65
Row Marker Spindle/Hub/Blade	P67

HYDRAULICS

Master Lift Cylinder	P69
Slave Lift Cylinder	P70
Assist Cylinder	P72
Row Marker (Cushion) Cylinder	P73
Hydraulic Wing Fold Cylinder	P74
Row Marker Sequencing/Flow Control Valve	P75
Hydraulic Wing Fold Selector Valve	P76
Hydraulic System	P77

ELECTRONICS

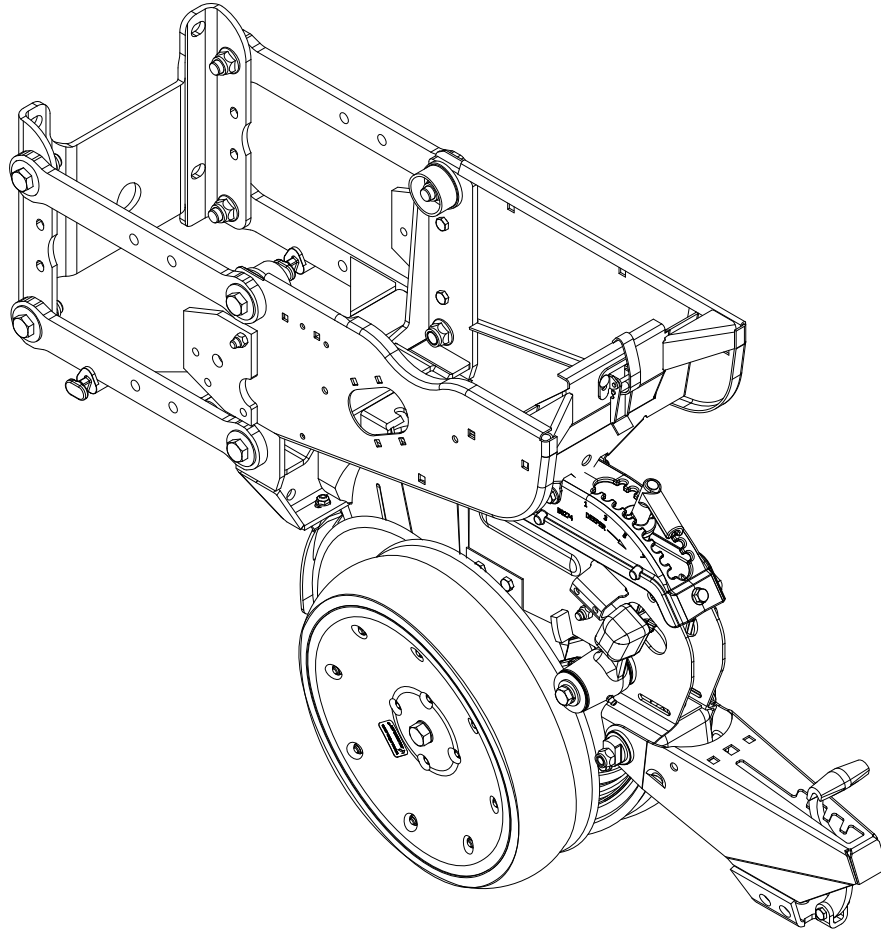
Electrical Components	P79
KPM III Electronic Seed Monitor	P81
Planter Monitor Module (PMM)	P85
ISOBUS Electric Clutch Package	P87
Ag Leader Electric Clutch Package	P89
GPS 7500 Receiver Package	P91
ISOBUS Retrofit Cabling Package	P92

FERTILIZER

Notched Single Disc Fertilizer Opener	P93
Depth/Gauge Wheel Attachment for Notched Single Disc Fertilizer Opener	P97
Liquid Fertilizer Tanks, Saddles, Saddle Mounts, and Hoses	P99
Liquid Fertilizer Piston Pump Drive	P101
Liquid Fertilizer Flow Divider Mount and Hoses	P105
Liquid Fertilizer Piston Pump Flow Divider	P107
Liquid Fertilizer Piston Pump (Uses 18 Tooth Sprocket)	P109
Liquid Fertilizer Tube In Furrow	P111

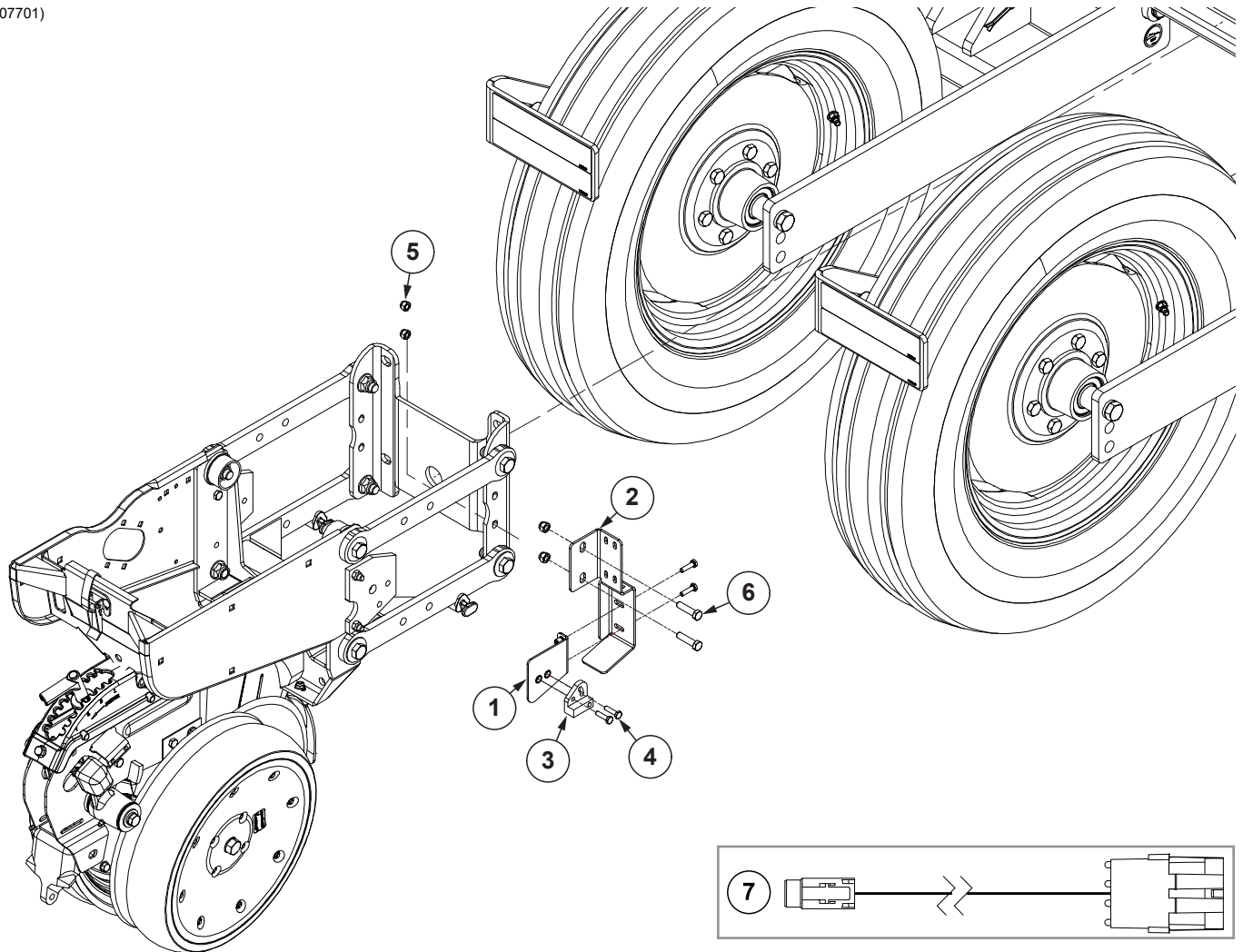
DECALS, PAINT, AND MISCELLANEOUS P113**NUMERICAL INDEX P120**

NOTE: Row unit assembly does not include the following: seed meter assembly, seed tube assembly, row unit hopper assembly, closing wheels, or seed meter clutch.



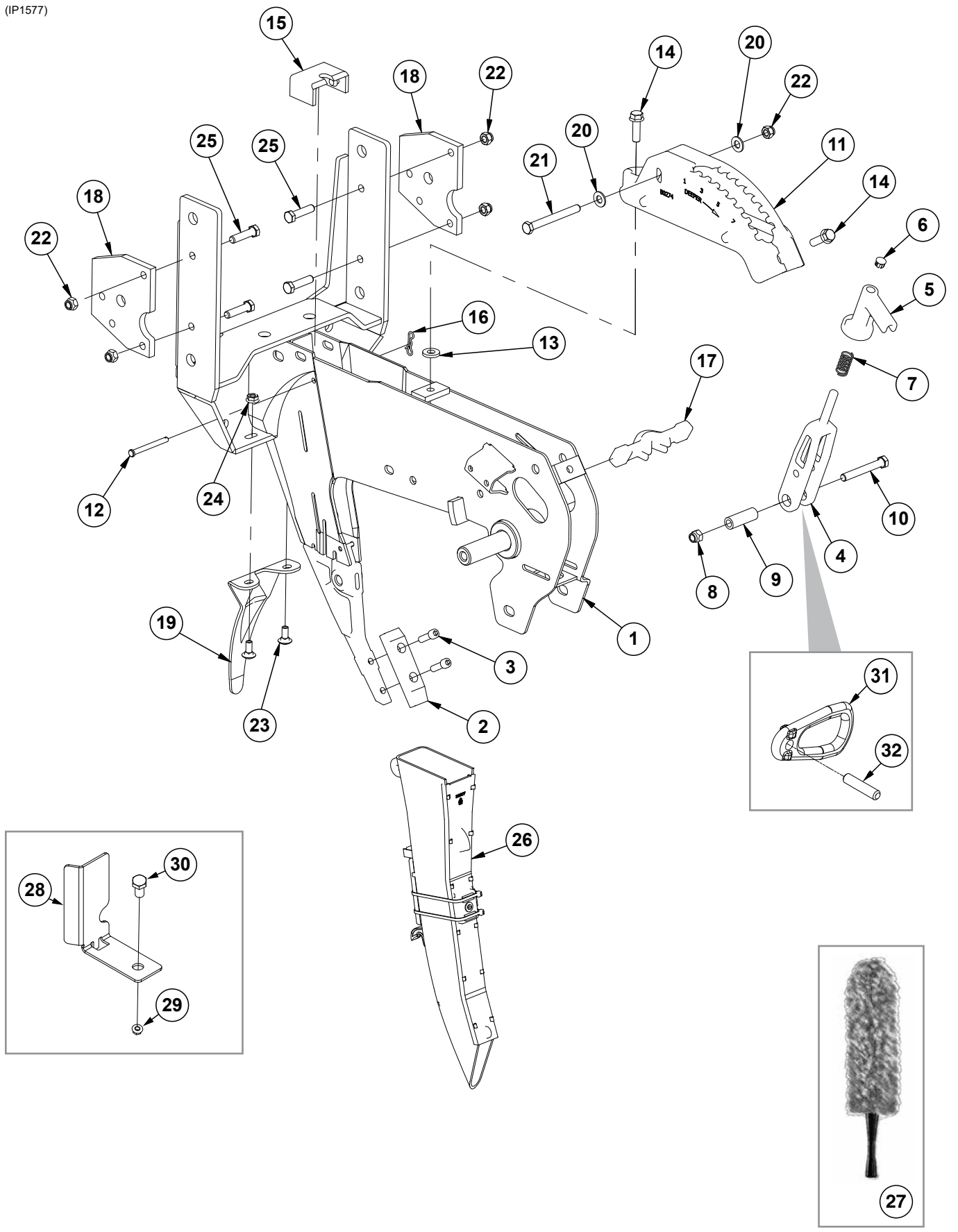
ITEM	PART NO.	QTY. (Per Row)	DESCRIPTION
1	G10502X	1	Pull Row Unit Assembly, Standard Gauge Wheel
2	G10984X		Pull Row Unit Assembly, Spoked Gauge Wheel

(10307701)



ITEM	PART NO.	QTY.	DESCRIPTION
1	G10234601	1	Implement Switch Bracket
2	G10234801	1	Implement Switch Base
3	GA18353	1	Position Switch Magnetic Reed
4	G10064	4	Hex Head Cap Screw, 1/4"-20 x 1"
5	G10108	2	Lock Nut, 3/8"-16
6	G10003	2	Hex Head Cap Screw, 3/8"-16 x 1 1/2"
7	G10192101	-	Implement Switch Adapter Harness

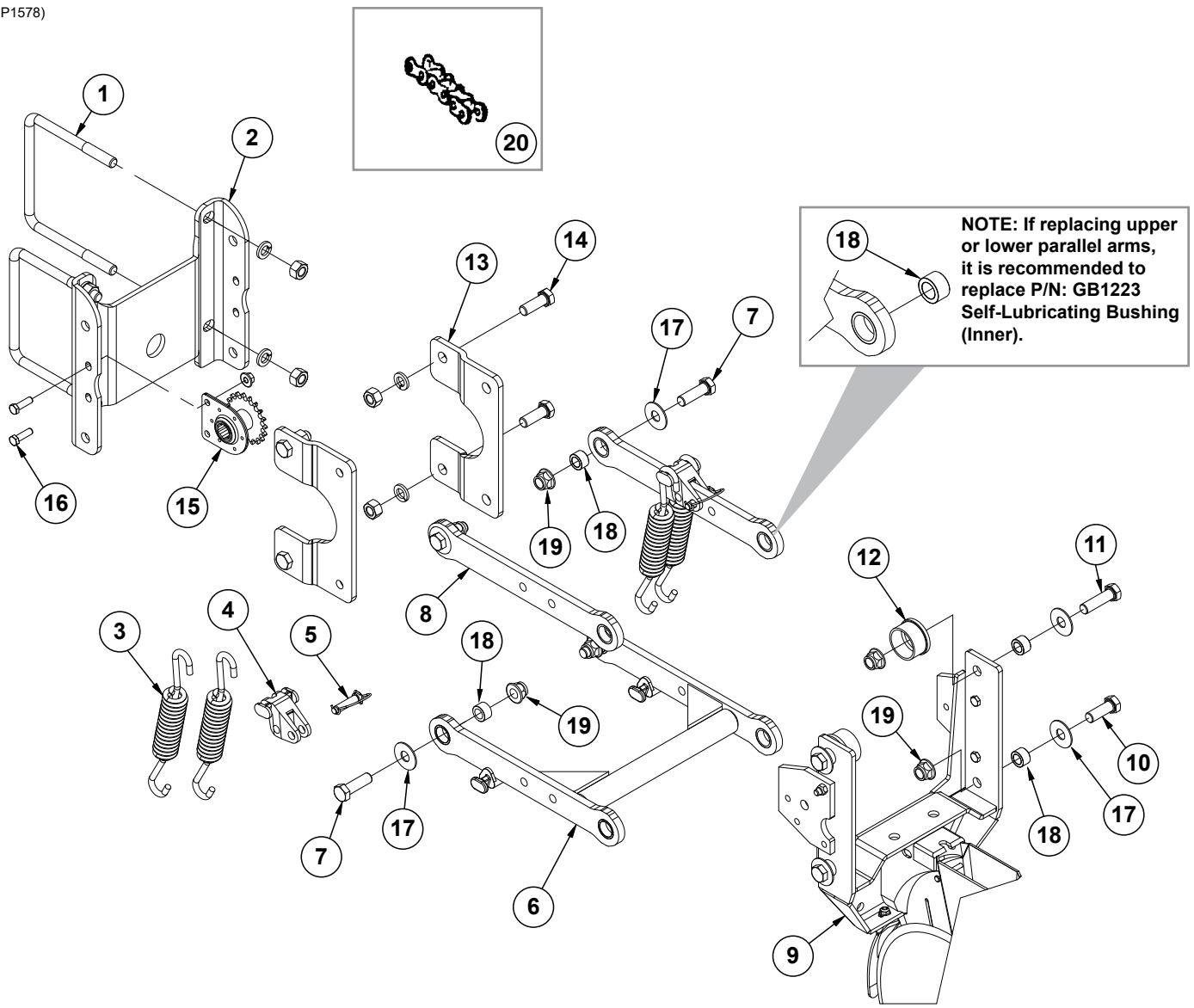
(IP1577)



ITEM	PART NO.	QTY. (Per Row)	DESCRIPTION
1	GA10157 GD11001 G10438	1 - -	Shank W/Gauge Wheel Pivot Spindle and Set Screw Spindle Hex Head Cap Screw, 1/2"-13 x 3/4"
2	G10038601	1	Scraper
3	G10500901	2	Hex Socket Head Cap Screw, 5/16"-18 x 1", Grade 8
4	GB0267	1	Lever, Depth Adjustment
5	GB0266	1	Handle, Depth Adjustment
6	GD3612	1	Cap Plug
7	GD10993	1	Spring
8	G11591	1	Hex Lock Nut, 3/8"-24, Grade C
9	GD11259	1	Sleeve, 3/8" I.D. x 5/8" O.D. x 1 ²⁵ / ₃₂ " Long
10	G11592	1	Hex Head Cap Screw, 3/8"-24 x 2 ³ / ₄ ", Grade 8
11	GB0274	1	Cover, Depth Adjustment
12	G10551	1	Clevis Pin, 1/4" x 2 1/2"
13	G10207	1	Washer, 7/8" O.D. x 1 ³ / ₃₂ " I.D. x .134" (If Applicable)
14	G11015	2	Hex Washer Head Cap Screw, 3/8"-16 x 1 1/4"
15	GD16245	1	Sun Shade (Rubber)
16	G10122301	1	Bow Tie Cotter Pin
17	GB0265	1	Pivot Link, Depth Adjustment
18	GD24545	2	Row Unit Stop
19	GD28390	1	Shield
20	G11387	2	Flat Washer, 3/8" SAE
21	G10061	1	Hex Head Cap Screw, 3/8"-16 x 3 1/2"
22	G10108	5	Lock Nut, 3/8"-16
23	G10312	2	Carriage Bolt, 5/16"-18 x 3/4"
24	G10620	2	Serrated Flange Nut, 5/16"-18
25	G10003	4	Hex Head Cap Screw, 3/8"-16 x 1 1/2"
26	G10745401	1	Seed Tube Assembly
27	G10475701	1	Seed Tube Brush, Microfiber
28	GD29798	1	Chain Guard
29	G10071	1	Serrated Flange Nut, 1/2"-13
30	G10014	1	Hex Head Cap Screw, 1/2"-13 x 1"
31	GB0285	1	Collar, Depth Adjustment
32	G10402701	1	Pin, 3/8" x 1 2/3"

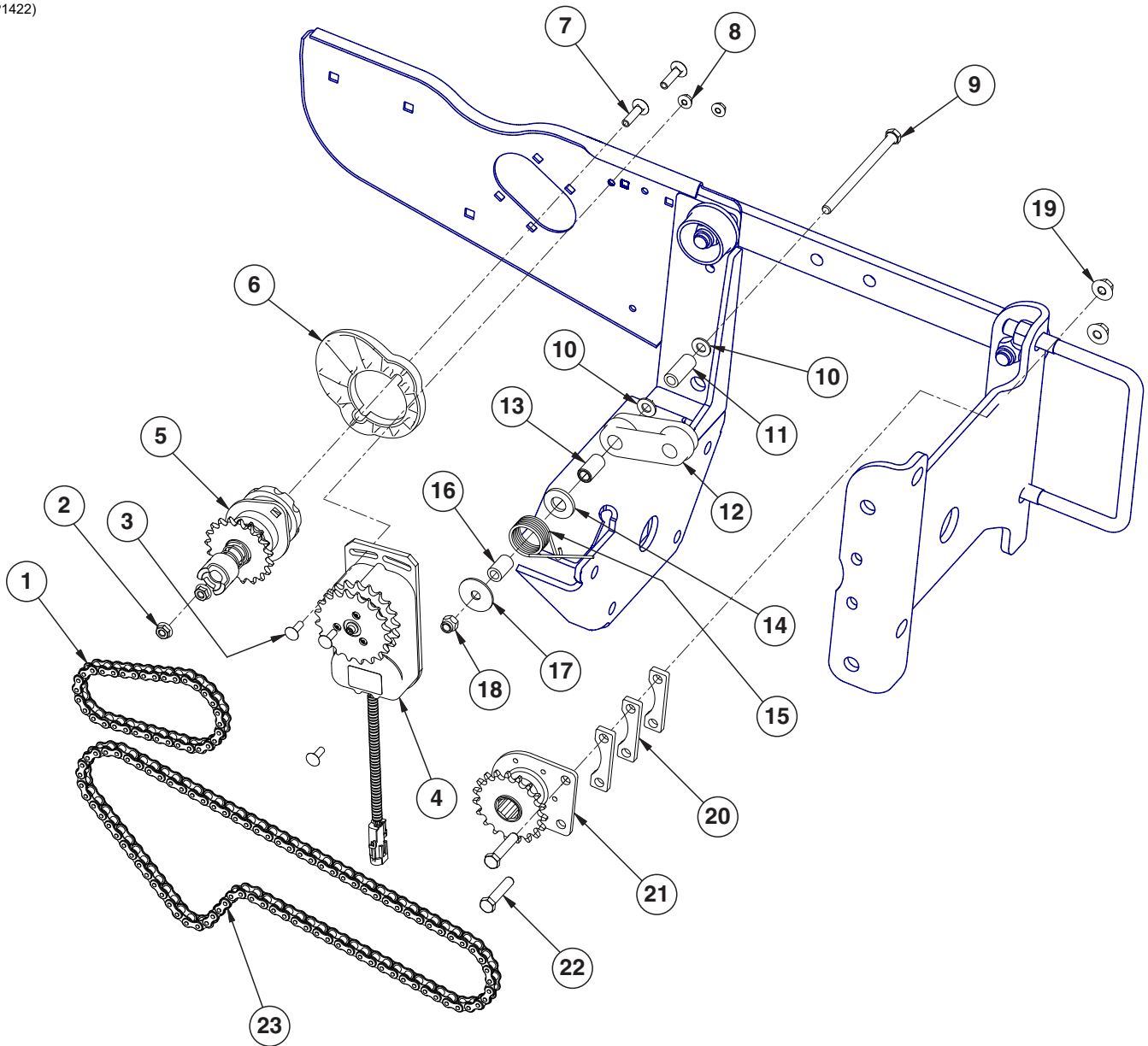
Parallel Arms, Mounting Support Plate, and Quick Adjustable Down Force Springs

(IP1578)



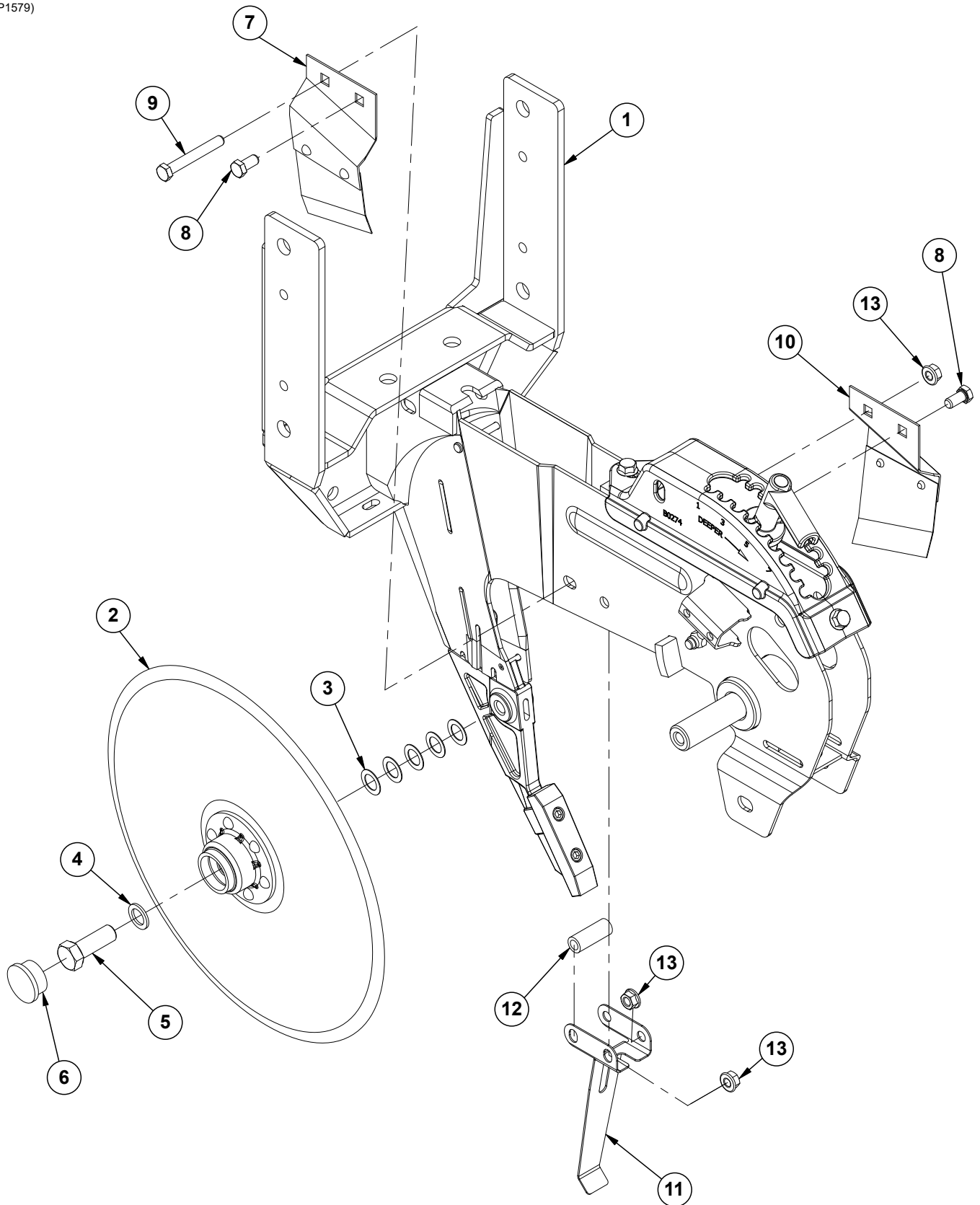
ITEM	PART NO.	QTY. (Per Row)	DESCRIPTION
1	GD1113	2	U-Bolt, 5" x 7" x 5/8"-11
	G10230	4	Lock Washer, 5/8"
	G10104	4	Hex Nut, 5/8"-11
2	GD10036	1	Mounting Support Plate
3	GD21337	4	Heavy Duty Down Pressure Spring
4	GB0186	2	Spring Anchor
5	GD14217	2	Tab Lock Pin, 7/16" x 1 1/2"
6	G10011201	1	Lower Parallel Arm Assembly
	GB1224		Self-Lubricating Bushing, 1 1/4" O.D. x 1" I.D. x 1/2" (Included in G10011201)
7	G10732	4	Hex Head Cap Screw, 5/8"-18 x 2"
8	G10011101	2	Upper Parallel Arm Assembly
	GB1224	2	Self-Lubricating Bushing, 1 1/4" O.D. x 1" I.D. x 1/2" (Included in G10011101)
9	---	1	See "Shank Assembly, Seed Tube, and Depth Adjustment" on page P3
10	G10751	2	Hex Head Cap Screw, 5/8"-18 x 1 3/4"
11	G10752	2	Hex Head Cap Screw, 5/8"-18 x 2 1/4"
12	GB0314	2	Hopper Mount
13	GB0366	2	Extension Bracket
14	G10005	4	Hex Head Cap Screw, 5/8"-11 x 1 3/4"
	G10230	4	Lock Washer, 5/8"
	G10104	4	Hex Nut, 5/8"-11
15	GA1720	1	Bearing/Sprocket, 7/8" Hex Bore
16	G10004	2	Hex Head Cap Screw, 3/8"-16 x 1 1/4"
	G11091	2	Serrated Flange Nut, 3/8"-16
17	G11976	8	Flat Washer, 5/8" x 1 1/4"
18	GB1223	8	Self-Lubricating Bushing
19	G11514	8	Lock Nut, 5/8"-18
20	G3303-98	1	Chain, No. 41, 98 Pitch Including Connector Link (Mechanical)
	G3303-108	1	Chain, No. 41, 108 Pitch Including Connector Link (Vacuum)
	G3303-16	1	Chain, No. 41, 16 Pitch Including Connector Link (Used W/Row Unit Extension Brackets)
	GR0196	-	Connector Link, No. 41
A	G6325X	-	U-Bolt Package For 5" x 7" Toolbar, Includes: (2) GD1113, (4) G10230, (4) G10104
B	G1K758	-	Pull Row Unit Parallel Arm Kit, Includes: (2) G10011101, (1) G10011201, (8) GB1223, (8) G11976, (4) G10732, (2) G10751, (2) G10752, (8) G11514, (1) IS1066

(IP1422)



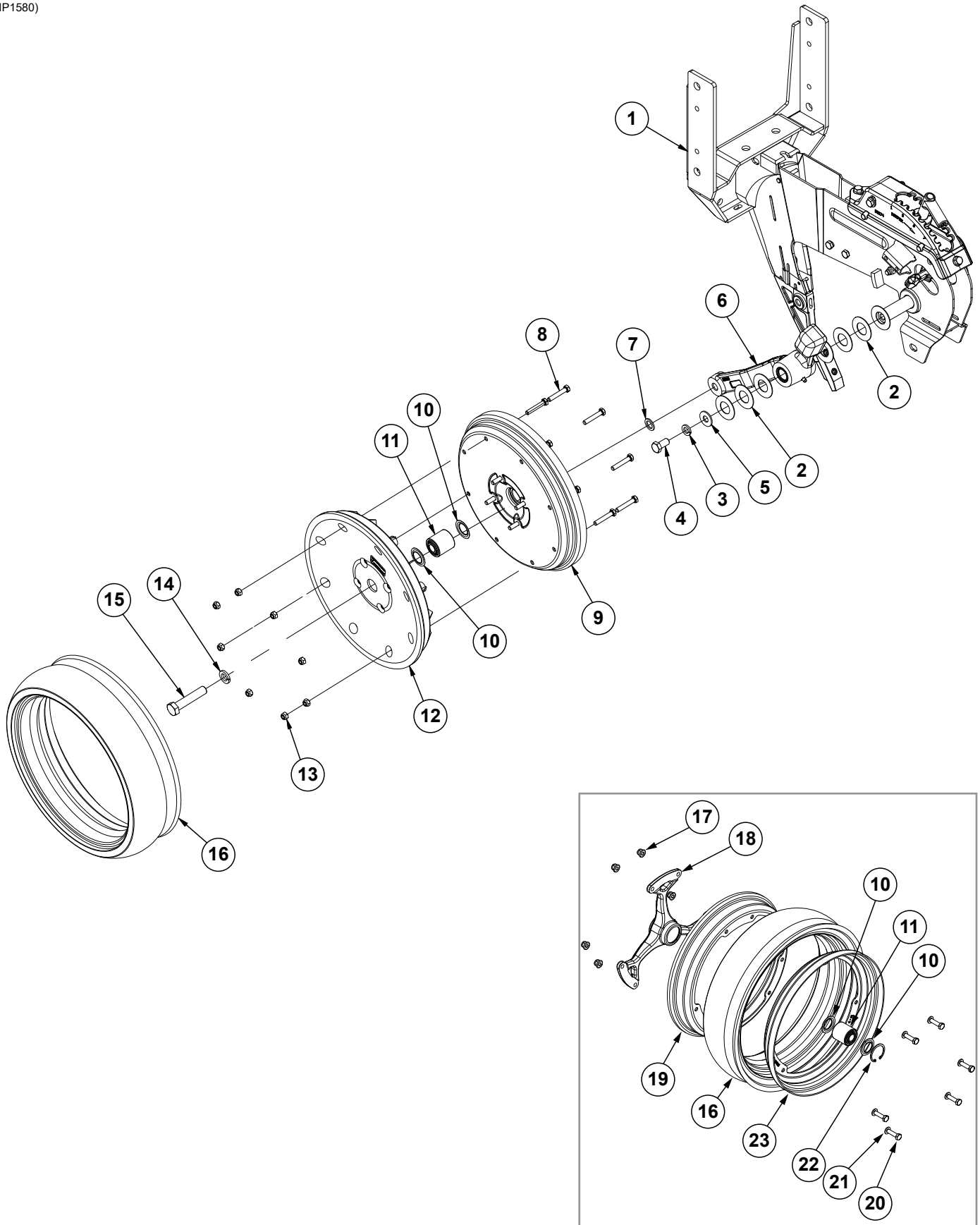
ITEM	PART NO.	QTY. (Per Row)	DESCRIPTION
1	G3303-34	1	Chain, No. 41, 34 Pitch Including Connector Link
2	G10620	2	Serrated Flange Nut, 5/16"-18
3	G10310	3	Carriage Bolt, 1/4"-20 x 3/4", Grade 2
4	GA16374	1	Electric Clutch
5	GA10151	1	Seed Meter Clutch Assembly, 11/19 Tooth
6	G11013001	1	Clutch Adapter Plate
7	G10338	2	Carriage Bolt, 5/16"-18 x 1 1/4"
8	G10621	3	Serrated Flange Nut, 1/4"-20
9	G10687	1	Hex Head Cap Screw, 3/8"-16 x 5 1/2"
10	G11387	2	Flat Washer, 3/8" SAE
11	GD23773	1	Chain Idler Spacer
12	GD11962	1	Idler
13	GD1026	1	Sleeve, 1 3/16" Long
14	G11391	1	Flat Washer, 5/8" SAE
15	GD1065	1	Idler Spring
16	GD7318	1	Sleeve, 1" Long
17	G10201	1	Special Washer, 3/8" x 1 1/2" O.D.
18	G10901	1	Lock Nut, 3/8"-16
19	G11091	3	Serrated Flange Nut, 3/8"-16
20	GD23774	3	Spacer
21	GA1720	1	Bearing/Sprocket, 7/8" Hex Bore
22	G10047	2	Hex Head Cap Screw, 3/8"-16 x 1 3/4"
23	G3303-88	1	Chain, No. 41, 88 Pitch Including Connector Link

(IP1579)



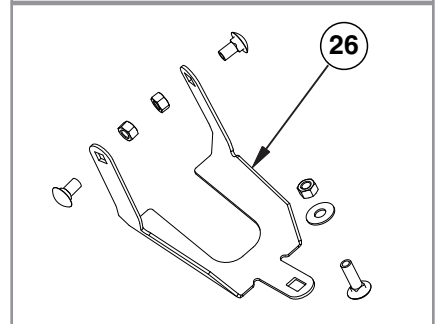
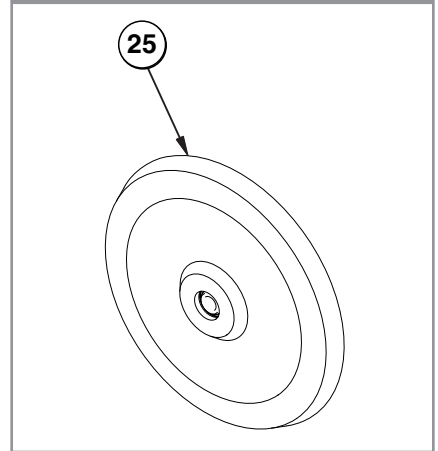
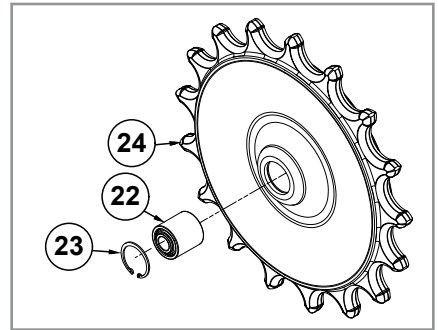
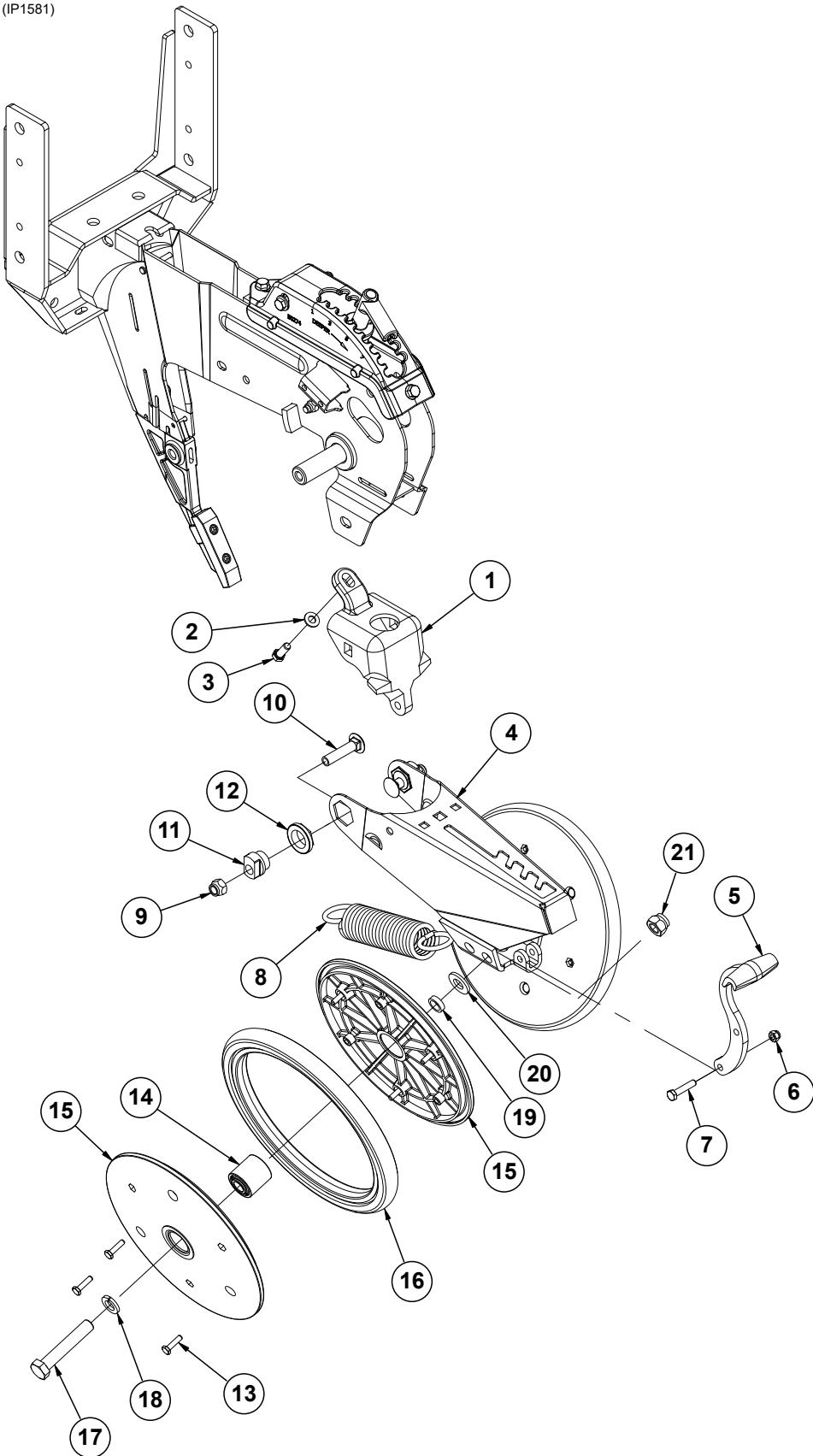
ITEM	PART NO.	QTY. (Per Row)	DESCRIPTION
1	---	1	See "Shank Assembly, Seed Tube, and Depth Adjustment" on page P3
2	G10018801	2	Disc and Bearing Assembly
	GA26920	1	Bearing (Included W/G10018801)
	GD11306	1	Disc Blade, 3.5 mm x 15" (Included W/G10018801)
	GD36860	1	Bearing Housing (Included W/G10018801)
	GD36990	6	Rivet, 1/4" x 9/16" (Included W/G10018801)
3	GD30725	10	Machine Bushing, 5/8" (.030" Thick) (5 Per)
4	G10397801	2	Special Machine Bushing, 5/8" x 1" O.D.
5	GD36856	1	Opener Blade Bolt, 5/8"-11 x 1 3/4", Grade 5 (L.H. Threads)
	G10005	1	Hex Head Cap Screw, 5/8"-11 x 1 3/4"
6	G10090401	2	Plastic Ribbed Hub Cap (1 Per)
7	GA2012L	1	Disc Scraper, L.H.
8	G10002	2	Hex Head Cap Screw, 3/8"-16 x 3/4"
9	G10325	1	Hex Head Cap Screw, 3/8"-16 x 2 3/4"
10	GA2012R	1	Disc Scraper, R.H.
11	GD35444	1	Seed Tube Bracket
12	GD2971-31	1	Sleeve, 3/8" I.D x 5/8" O.D. x 1.78" Long
13	G10622	3	Serrated Flange Nut, 3/8"-16

(IP1580)



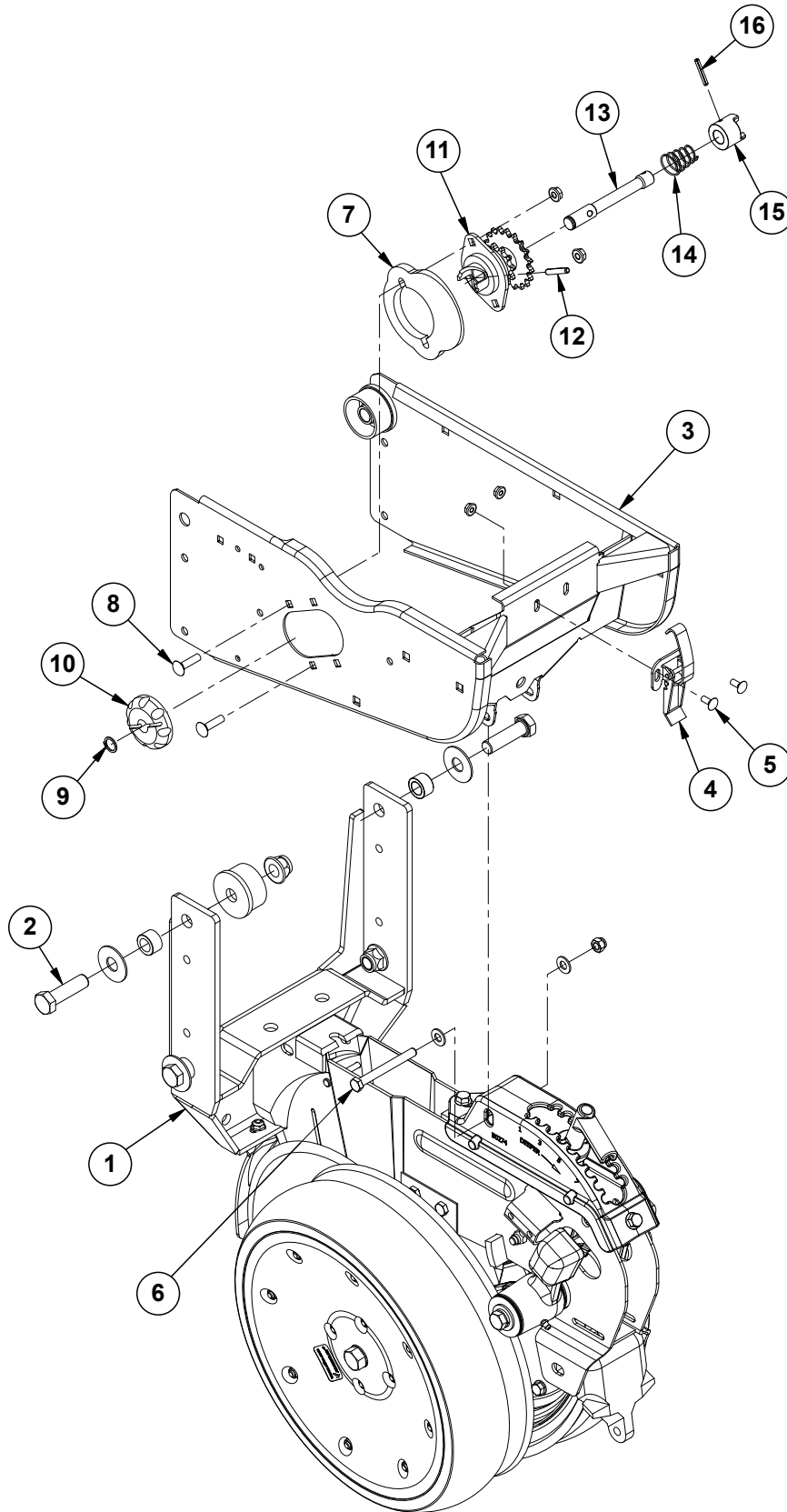
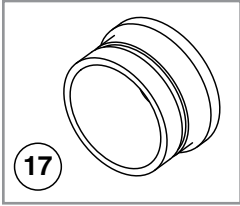
ITEM	PART NO.	QTY. (Per Row)	DESCRIPTION
1	---	-	See "Shank Assembly, Seed Tube, and Depth Adjustment" on page P3
2	G10940	7	Machine Bushing, 1" (.048" Thick)
3	G10228	2	Lock Washer, 1/2"
4	G10014	2	Hex Head Cap Screw, 1/2"-13 x 1"
5	G10216	2	Washer, 1/2" USS
6	GA21677	1	Wheel Arm W/Grease Fitting, Bushings, and Seals, L.H. (Shown)
	GA21676	-	Wheel Arm W/Grease Fitting, Bushings, and Seals, R.H.
	GD10991	2	Seal (Per Arm) (Included W/GA21677 and GA21676)
	GB0276	2	Bushing, 1" I.D. x 1 1/4" O.D. x 1" Long (Per Arm) (Included W/GA21677 and GA21676)
7	G10397801	1	Special Machine Bushing, 5/8" x 1" O.D.
8	G10871701	8	Carriage Bolt, 5/16"-18 x 1 3/4"
9	G10028701	1	Half Gauge Wheel
	G10871601	4	Hex Non-Serrated Cap Screw, M8 x 25
10	GD36713	2	Gauge Wheel Dust Shield
11	GA6171	1	Bearing
12	GD36709	1	Half Gauge Wheel
13	G10871801	12	Hex Flanged Lock Nut, Nylon Lock - M8
14	G10230	1	Lock Washer, 5/8"
15	G10010	1	Hex Head Cap Screw, 5/8"-11 x 3"
16	G10028601	1	Tire, 4 1/2" x 16
17	G10335001	6	Flange Wheel
18	G10334701	1	Flange Hub
19	G10334901	1	Flange Wheel
20	G10335101	6	Screw, M8 x 30/8.8
21	G11386	6	Flat Washer, 5/16" SAE
22	G10335201	1	Elastic Ring
23	G10334801	1	Flange Wheel
A	G10028801	-	Standard Gauge Wheel Complete (Items 8-13 and 16)
B	G1K296	-	Gauge Wheel Arm Bushing and Seal Driver Kit, Includes: (1) Seal Driver, (1) Bushing Driver, (1) Instruction
C	G10322501	-	Spoked Gauge Wheel Complete (Items 10-11 and 16-23)

(IP1581)



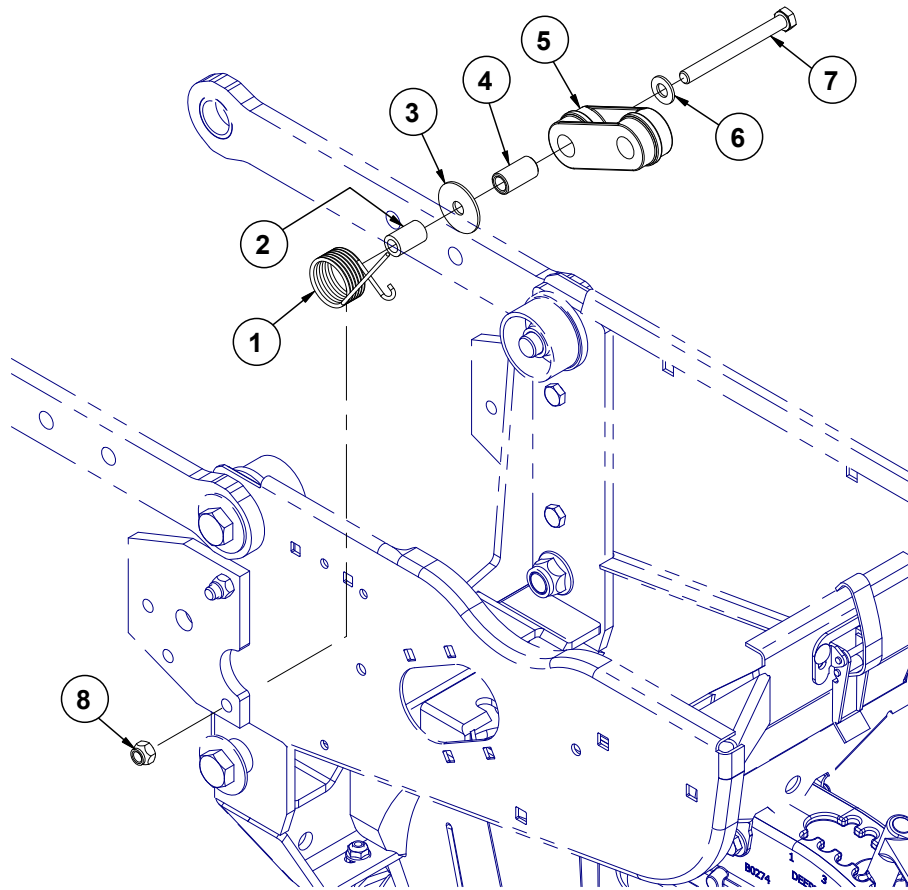
ITEM	PART NO.	QTY. (Per Row)	DESCRIPTION
1	GB0268	1	Wheel Arm Mount
2	G11387	1	Flat Washer, 3/8" SAE
3	G10001	1	Hex Head Cap Screw, 3/8"-16 x 1"
4	GA15197	1	Closing Wheel Arm
5	GB0254	1	Lever
6	G10109	1	Lock Nut, 5/16"-18, Grade 8
7	G10133	1	Hex Head Cap Screw, 5/16"-18 x 1 1/2"
8	GD8460	1	Spring
9	G10111	2	Lock Nut, 1/2"-13
10	G11419	2	Carriage Bolt, 1/2"-13 x 2 1/4"
11	GB0239	2	Eccentric Bushing
12	GB0282	2	Stepped Bushing
13	G10064	6	Hex Head Cap Screw, 1/4"-20 x 1"
14	GA6171	1	Bearing
15	GD9120	2	Nylon Half Wheel
16	GD1085	1	Rubber Tire, 1" x 12"
17	G10013	2	Hex Head Cap Screw, 5/8"-11 x 3 1/2"
18	G10230	2	Lock Washer, 5/8"
19	GD1109	2	Bushing, 4 1/64" I.D. x 7/8" O.D. x 1/4" Long
20	G11391	2	Flat Washer, 5/8" SAE
21	G10107	2	Lock Nut, 5/8"-11
22	GA6171	1	Bearing (Included W/GA26958)
23	G11862	1	Internal Retaining Ring (Included W/GA26958)
24	GA26958	1	Spiked Closing Wheel Assembly (Includes items 22 and 23)
25	GA6597	1	Cast Iron Closing Wheel W/Bearing
	GA6171	1	Bearing
26	G1K345	-	Closing Wheel Shield Kit W/Hardware and Instruction
	GD26146	1	Closing Wheel Shield (Included W/G1K345)
	G10599	1	Carriage Bolt, 3/8"-16 x 1 1/4" (Included W/G1K345)
	G10308	2	Carriage Bolt, 3/8"-16 x 3/4" (Included W/G1K345)
	G10101	3	Hex Nut, 3/8"-16 (Included W/G1K345)
	G10229	3	Lock Washer, 3/8" (Included W/G1K345)
	G11387	1	Hardened Washer, 3/8" SAE (Included W/G1K345)
A	GA6434	-	Rubber Closing Wheel Complete W/Bearing (Items 13-16)

(IP1582)



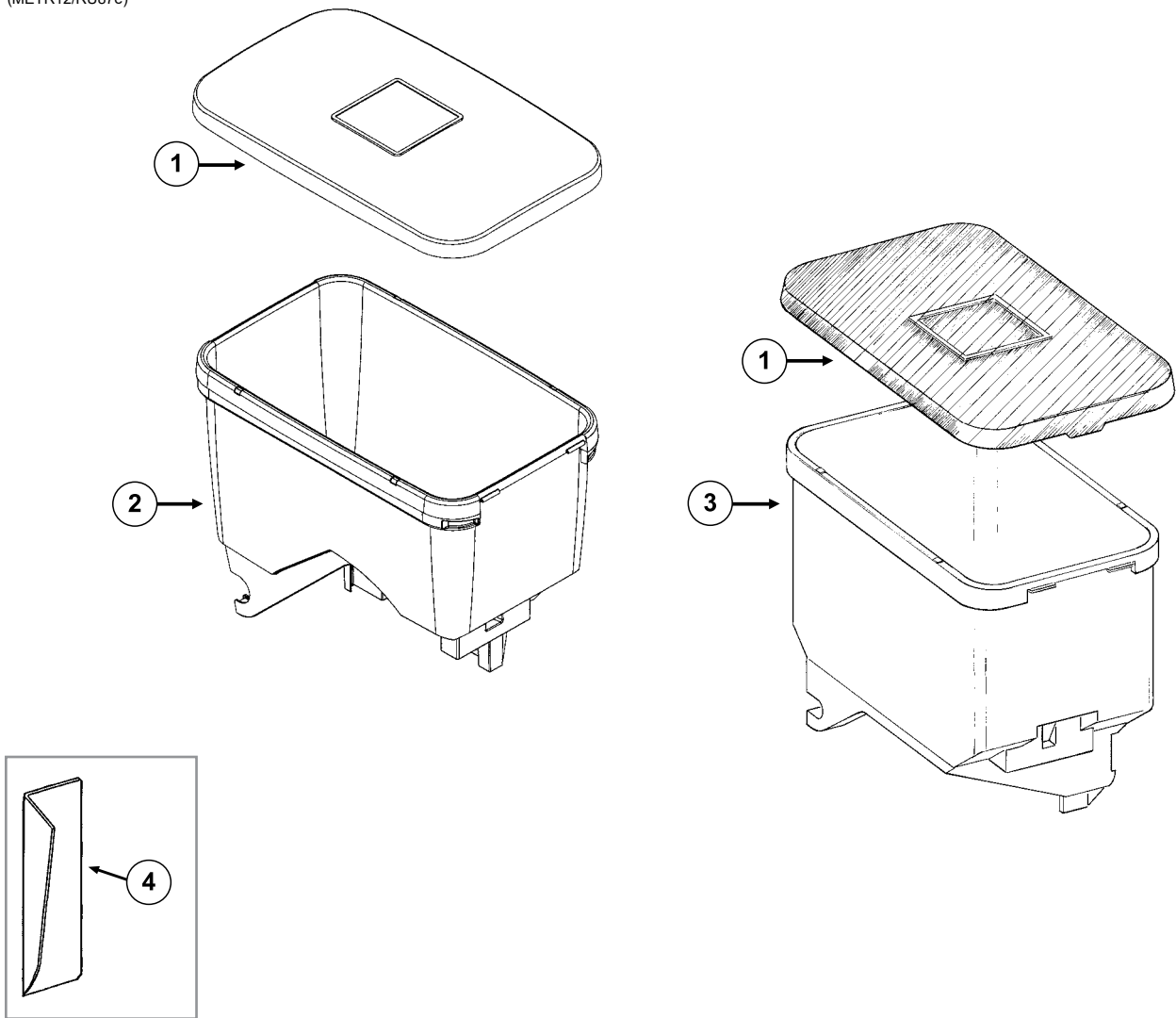
ITEM	PART NO.	QTY. (Per Row)	DESCRIPTION
1	---	1	See "Shank Assembly, Seed Tube, and Depth Adjustment" on page P3
2	G10752	2	Hex Head Cap Screw, 5/8"-18 x 2 1/4"
3	G10329801	1	Hopper Support
4	GA2007	1	Hopper Hold Down Latch
5	G10309	2	Carriage Bolt, 1/4"-20 x 5/8", Grade 2
	G10621	2	Serrated Flange Nut, 1/4"-20
6	G10061	1	Hex Head Cap Screw, 3/8"-16 x 3 1/2"
	G11387	2	Flat Washer, 3/8" SAE
	G10108	1	Lock Nut, 3/8"-16
7	G11013001	1	Clutch Adapter Plate
8	G10338	2	Carriage Bolt, 5/16"-18 x 1 1/4"
	G10620	2	Serrated Flange Nut, 5/16"-18
9	G10567	1	External Retaining Ring, 5/8"
10	GD11239	1	Knob
11	GA10137	1	Double Sprocket and Bearing, Drive Clutch, 11/19 Tooth (Mechanical)
	GA12143	-	Double Sprocket and Bearing, Drive Clutch, 11/28 Tooth (Vacuum)
12	G10602	1	Spring Pin, 1/4" x 1 1/2"
13	GD29507	1	Clutch Shaft
14	GD11413	1	Spring
15	GB0278	1	Coupler
16	G10546	1	Spring Pin, 3/16" x 1 1/4"
17	GD17052	-	Vacuum Plug
A	GA10151	-	Seed Meter Clutch Assembly, 11/19 Tooth (Items 9-16) (Mechanical)
B	GA20640	-	Seed Meter Clutch Assembly, 11/28 Tooth (Items 9-16) (Vacuum)

(IP1583)



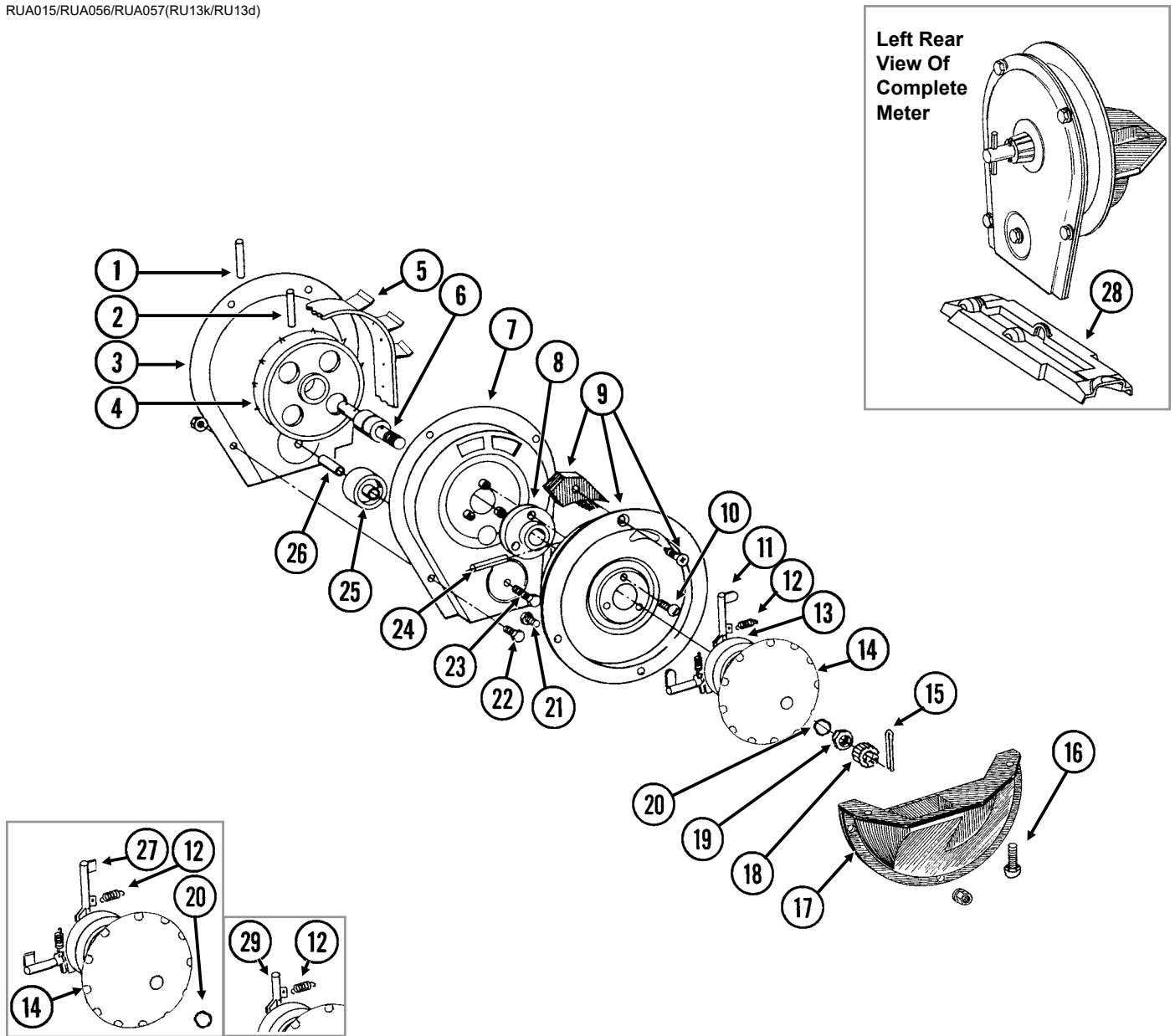
ITEM	PART NO.	QTY. (Per Row)	DESCRIPTION
1	GD1065	1	Idler Spring
2	GD7318	1	Sleeve, 1" Long
3	G10201	1	Special Washer, 3/8" x 1 1/2" O.D.
4	GD1026	1	Sleeve, 1 3/16" Long
5	GD11962	1	Idler
6	G11387	1	Flat Washer, 3/8" SAE
7	G10326	1	Hex Head Cap Screw, 3/8"-16 x 3 3/4"
8	G10108	1	Lock Nut, 3/8"-16

(METR12/RU87e)

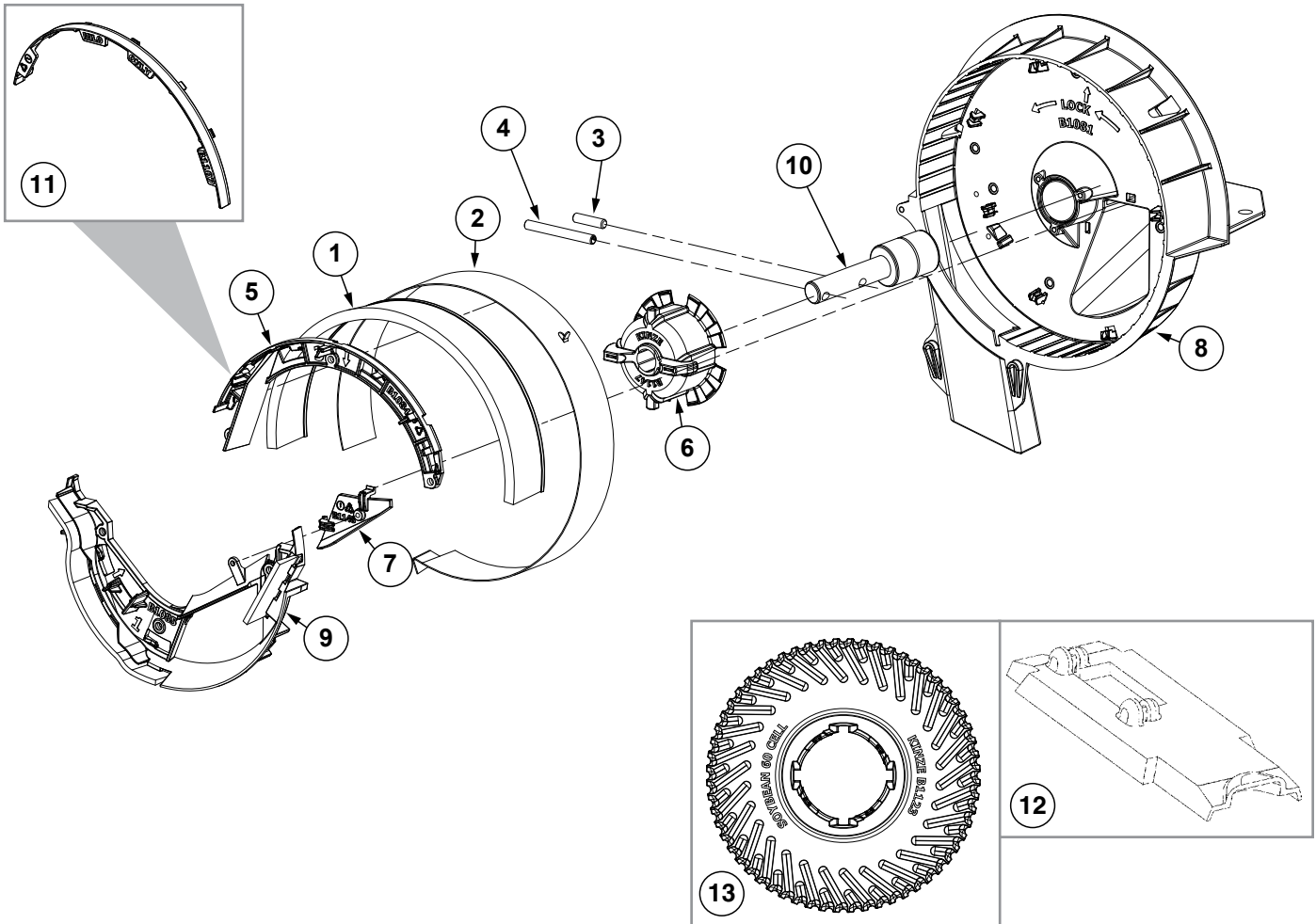


ITEM	PART NO.	QTY.	DESCRIPTION
1	GD11279	1	Lid
2	GA24873	1	Seed Hopper (Vacuum)
	GD12561	-	Threaded Insert, 5/16"-18 (Included W/GA20254)
3	GA9714	1	Seed Hopper, Reinforced (Mechanical)
	GD12561	-	Threaded Insert, 5/16"-18 (Included W/GA9714)
4	GD11747	1	Seed Reserve Baffle

RUA015/RUA056/RUA057(RU13k/RU13d)

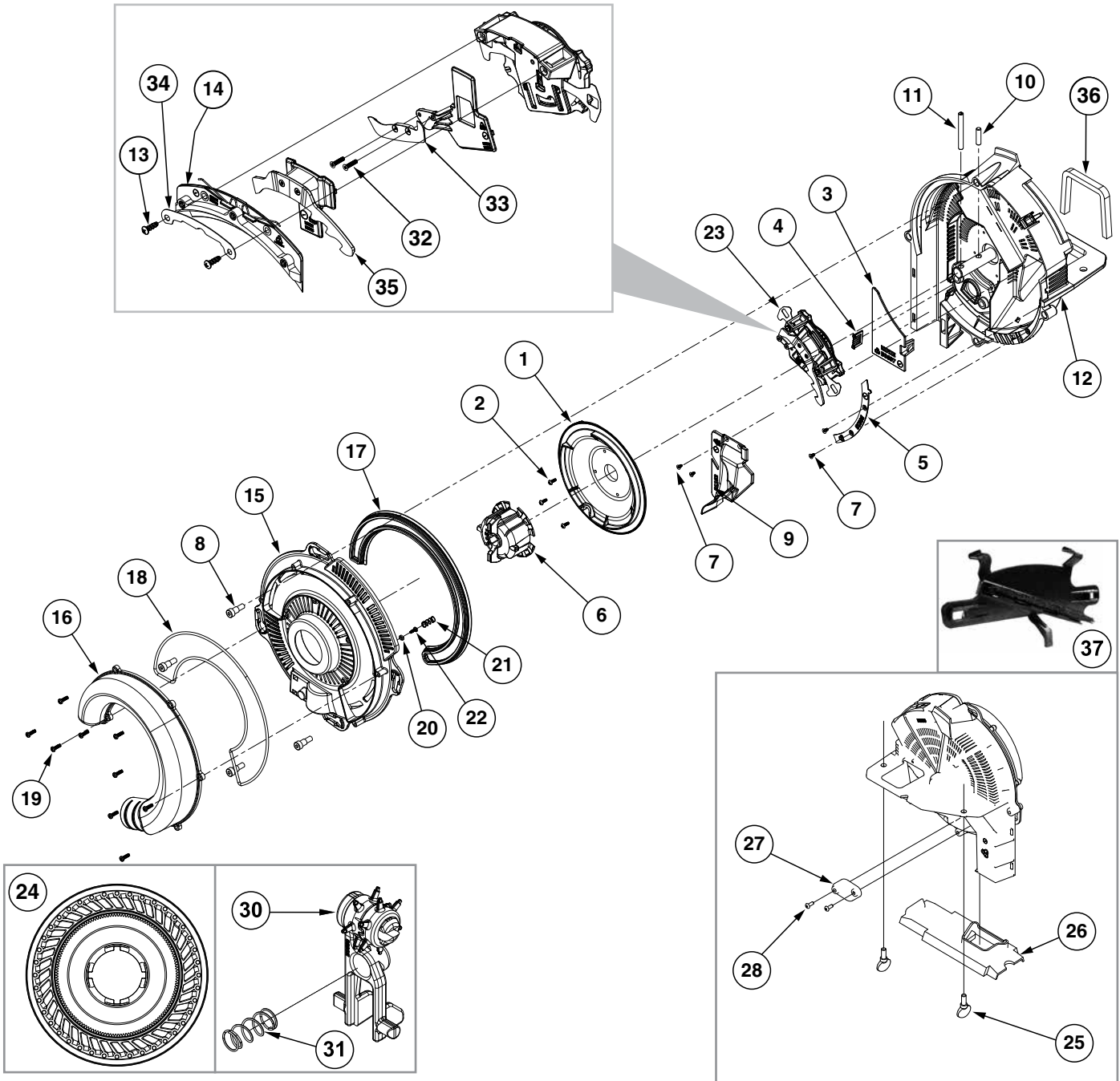


ITEM	PART NO.	QTY. (Per Row)	DESCRIPTION
1	G10602	1	Spring Pin, 1/4" x 1 1/2"
2	G10604	1	Spring Pin, 3/16" x 1 1/2"
3	G10429301	1	Housing Cover
4	GD1041	1	Belt Drive Sprocket
5	GD11286	1	Seed Belt
6	GA2019	1	Bearing
7	G10429101	1	Conveyor Housing
8	GB0110	1	Bearing Housing
9	GR1569	-	Carrier Plate W/Brush and Screw (Corn)
	GR0664	-	Carrier Plate W/Brush and Screw (Sunflower)
	GA2020	-	Brush
	G10690	-	Rolling Thread Screw, No. 10 x 3/4"
10	G10401	3	Slotted Hex Washer Head Screw, No. 10-32 x 5/8"
11	GD18704	12	Finger, Corn
12	GD19790	12	Spring
13	GB0410	1	Cam
14	GD11528	1	Finger Holder
15	G10470	1	Cotter Pin, 5/32" x 1"
16	G11009	2	Locking Thumbscrew, 5/16"-18 x 3/4"
17	GD36922	1	Seed Baffle
18	GD1083	1	Cover Nut
19	G10500	1	Jam Nut, 5/8"-18 UNF
20	GA8343	1	Wave Washer, 5/8" (Triple Wave)
21	G10020	3	Hex Head Cap Screw, 1/4"-20 x 5/8"
	G10323	3	Hex Flange Nut, 1/4"-20, No Serrations
22	G10022	4	Hex Head Cap Screw, 1/4"-20 x 1/2"
	G10621	4	Serrated Flange Nut, 1/4"-20
23	G10021	1	Hex Head Cap Screw, 1/4"-20 x 1 1/2"
	G10621	1	Serrated Flange Nut, 1/4"-20
24	G10603	1	Spring Pin, 1/4" x 1 1/4"
25	GD1042	1	Idler
26	GB0120	1	Bushing, 1 7/64" I.D. x 1 1/32" Long
27	GD19333	12	Finger, Oil Sunflower
28	GD15698	1	Shank Cover, Finger Pickup Seed Meter
29	GD11787	-	Half Rate Blank Finger
A	GR1848	-	Finger Assembly, Corn (Items 11-14 and 20)
B	GR2154	-	Finger Assembly, Oil Sunflower (Items 12, 14, 20, 27, and 30)
C	700-01078	-	Corn Meter (Items 1-26 and 28)



ITEM	PART NO.	QTY. (Per Row)	DESCRIPTION
1	GA5699	1	Upper Brush
2	GD8778	1	Wear Strip
3	G11448	1	Pin, 1/4" x 1"
4	G10475	1	Spring Pin, 1/4" x 2 1/4"
5	GB1084	1	Upper Brush Retainer (Used W/Soybean and Wheat Discs)
6	GB1147	1	Disc Hub
7	GB1148	1	Lower Retainer Wall
8	G10478101	1	Brush Meter Housing
9	G10476201	1	Lower Brush Retainer Assembly
	G10266501	1	Lower Brush Retainer (Included W/G10476201)
	GD34021-02	1	Brush, 6" (Included W/G10476201)
	GD35784-01	1	Brush, 2" (Included W/G10476201)
10	GA5698	1	Bearing
11	GB1107	-	Upper Brush Retainer (Used W/Milo/Grain Sorghum Discs)
12	GD15699	1	Shank Cover, Brush-Type Seed Meter
13	GB1123		Seed Disc, Soybean, 60 Cell, Black Color-Coded
	GB1171		Seed Disc, Soybean, 54 Cell, Dark Gray Color-Coded
	GB1124		Seed Disc, Soybean, 48 Cell, Dark Blue Color-Coded
	GB1130		Seed Disc, Small Milo/Grain Sorghum, 30 Cell, Orange Color-Coded
	GB1131		Seed Disc, Large Milo/Grain Sorghum, 30 Cell, Light Blue Color-Coded
	GB1132		Seed Disc, High Rate Small Milo/Grain Sorghum, 60 Cell, Red Color-Coded
	GB1133		Seed Disc, High Rate Large Milo/Grain Sorghum, 60 Cell, Yellow Color-Coded
	GB1134		Seed Disc, Wheat, 54 Cell, Purple Color-Coded
A	700-01339	-	Brush Meter 2.0 (Items 1-11)

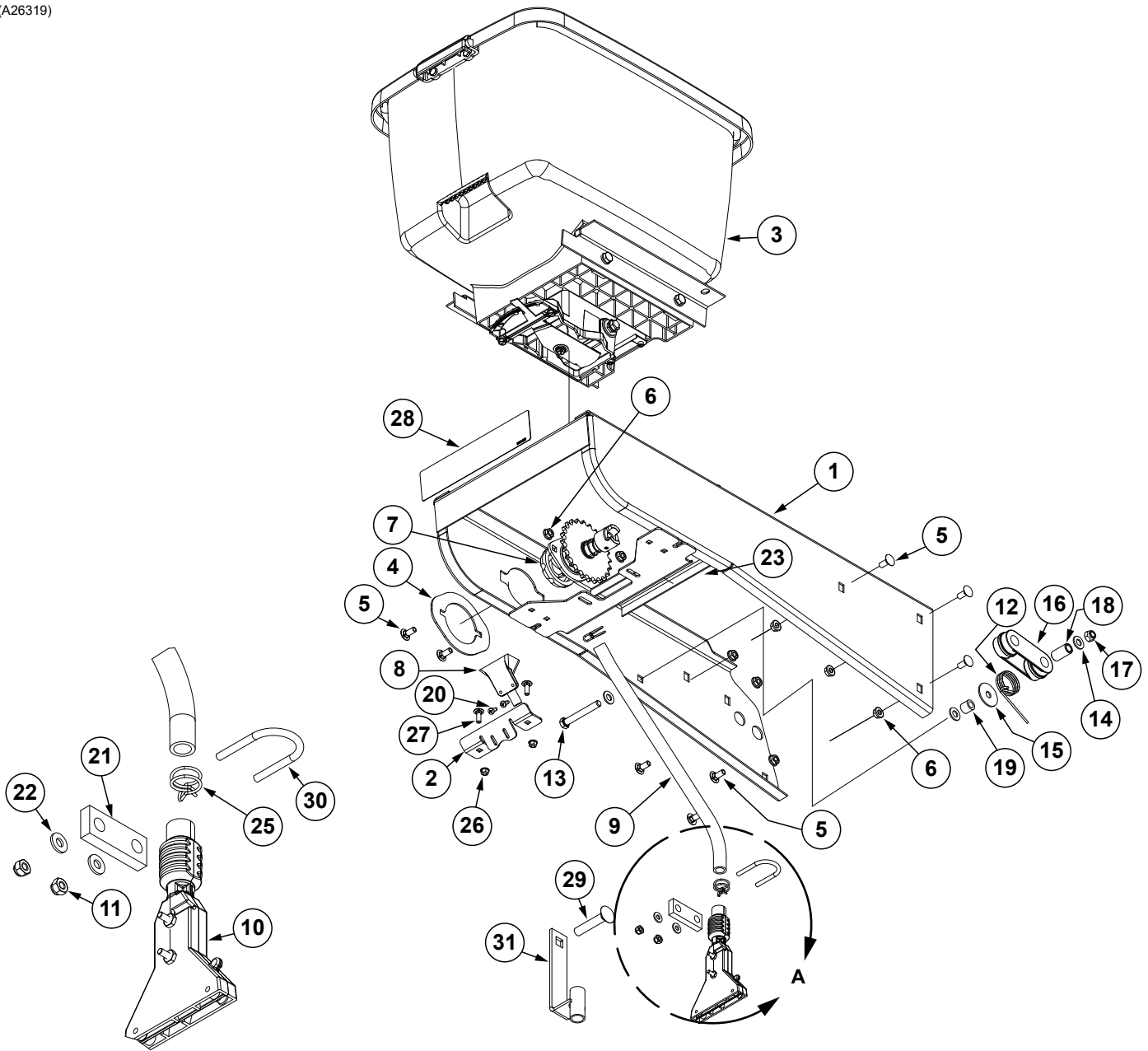
(IP1507)



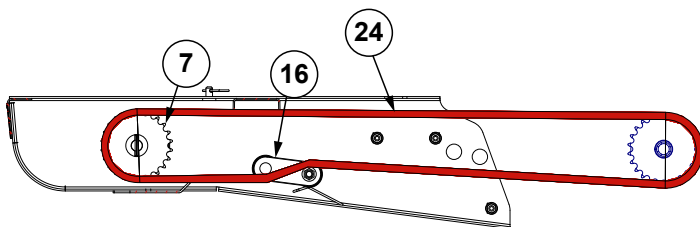
ITEM	PART NO.	QTY.	DESCRIPTION
1	GB0815	1	Shield
2	G11965	3	Torx Pan Head Tapping Screw, No. 6-19 x 3/8"
3	GB0697	1	Chute Cover
4	GB0780	1	Brush
5	GB0823	1	Baffle
6	GB1147	1	Disc Hub
7	G11618	4	Torx Flat Head Tapping Screw, No. 6-19 x 1/4"
8	G11172	4	Hex Socket Head Shoulder Screw, 1/4"-20 x 3/8", Stainless Steel
9	GA24878	1	Baffle Assembly

ITEM	PART NO.	QTY.	DESCRIPTION
10	G11448	1	Pin, ¼" x 1"
11	G10475	1	Spring Pin, ¼" x 2¼"
12	GA24877	1	Meter Housing W/Bearing
13	G11578	2	Phillips Pan Head Tapping Screw, No. 8-18 x ½"
14	GA24676	1	Singulator Guide Sub Assembly
15	GB0920	1	Cover
16	GB0818	1	Vacuum Port, Pull Row Unit
17	GB0676	1	Lip Seal
18	GD26593	1	Gasket Housing
19	G11556	9	Phillips Pan Head Tapping Screw, 6-19 x ½"
20	GB0907	1	Retainer Spring
21	G10483101	1	Compression Spring
22	G11619	1	Phillips Pan Head Tapping Screw, No. 6-19 x ⅜"
23	GA24752	1	Singulator Assembly (Includes Items 13 and 14)
24	G11152X	1	Seed Disc, Corn (40 Cell) Light Blue Color-Coded, Ejector Wheel, and Spring
	G11047X	-	Seed Disc, Soybean (120 Cell) Black Color-Coded, Ejector Wheel, and Spring
	G11154X	-	Seed Disc, Sugar Beets/Milo, Dark Orange Color-Coded, Ejector Wheel, and Spring
	G11153X	-	Seed Disc, Sunflower (40 Cell) Gray Color-Coded, Ejector Wheel, and Spring
	G11105X	-	Seed Disc, Cotton (60 Cell) Green Color-Coded, Ejector Wheel, and Spring
	G11106X	-	Seed Disc, Black Turtle, Navy Edible Bean and Popcorn (60 Cell) Brown Color-Coded, Ejector Wheel, and Spring
	G11107X	-	Seed Disc, Pinto, Great Northern Edible Beans, and Soybean (60 Cell) Dark Blue Color Coded, Ejector Wheel, and Spring
	GB1237	-	Anti-Static Blank Seed Disc
	GB1231	-	Blank Seed Disc
	G11048X	-	Seed Disc, Soybean (60 Cell) Black Color-Coded
	G11042X	-	Seed Disc, Wheat (54 Cell) Purple Color-Coded
	G11332X	-	Seed Disc, Wheat (231 Cell) Red Color-Coded, Ejector Wheel, and Spring (Includes Item 42)
25	G11009	2	Locking Thumbscrew, ⅝"-18 x ¾"
26	GB0926	1	Shank Cover
27	GD28631	1	Cover Plate
28	G11281	2	Hex Button Head Cap Screw, 10-24 x ½"
29	---	-	-
30	G10665101	-	Ejector Arm, Corn
	G10483401	-	Ejector Arm, Soybean (120 Cell)
	G10665001	-	Ejector Arm, Sunflower
	GA19115	-	Ejector Arm, Beets/Milo
	G10484901	-	Ejector Arm, Black Turtle, Navy, Pinto, Great Northern Edible Bean, Popcorn
	G10483201	-	Ejector Arm, Soybean (60 Cell)
	GA26989	-	Ejector Arm, Wheat (54 Cell)
	G10936101	-	Ejector Arm, Wheat (231 Cell)
31	G10483101	-	Compression Spring
32	G11693	2	Torx Flat Head Machine Screw, No. 4-40 x ½"
33	GB0921	1	Lower Blade
34	GD29657	1	Retainer
35	GB0958	1	Outer Blade
36	GD34774	1	Meter Gasket
37	G10983301	1	Wheat Brush Singulator Assembly
	G10983101	1	Wheat Brush Mount (Included W/G10983301)
	G10983201	1	Brush (Included W/G10983301)
A	G9903X	-	Vacuum Meter Assembly, Pull Row Unit (Excludes Items 24 and 29-31)
B	G9897X	-	Vacuum Meter Assembly, Push Row Unit (Excludes Items 16, 24, and 30-31)
C	GA20622	-	Cover Assembly (Items 15-22)

(A26319)



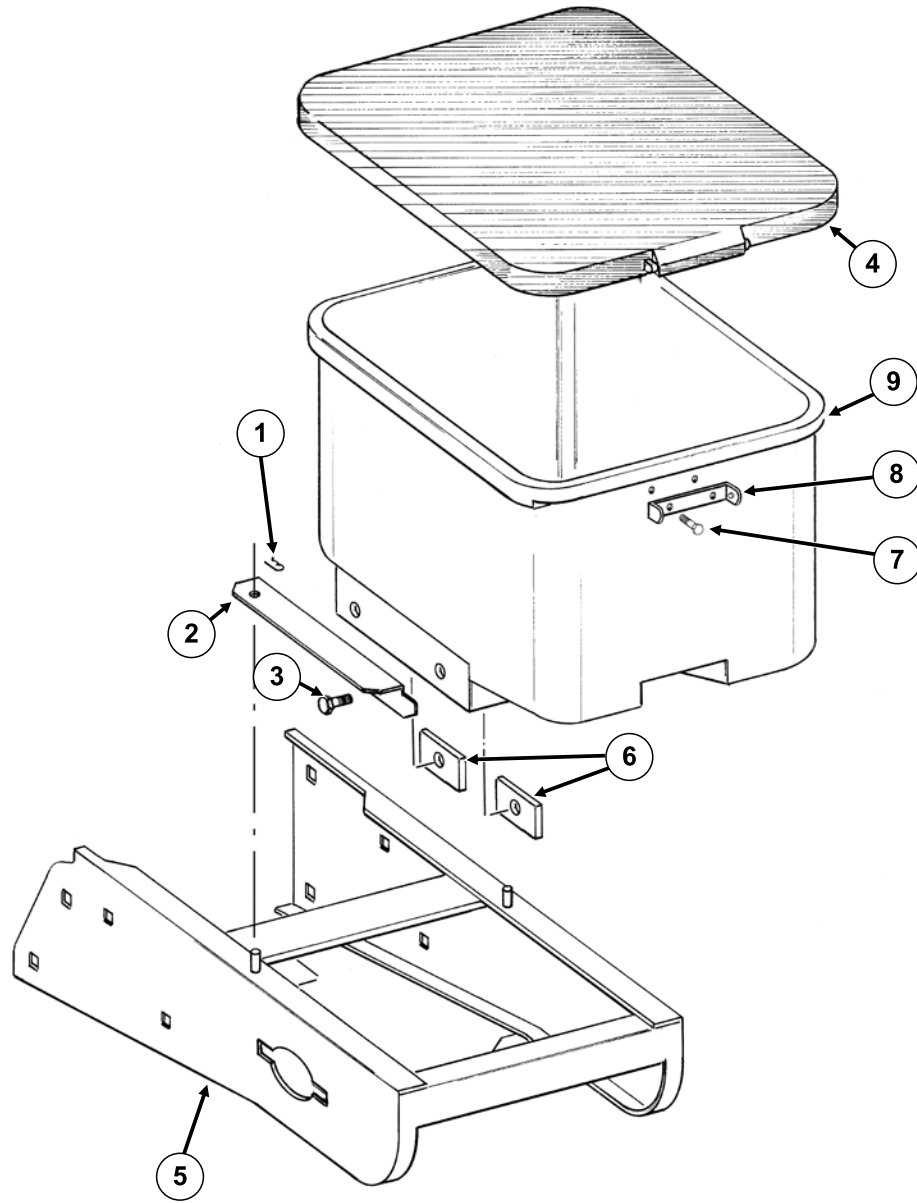
Detail A



Chain Routing

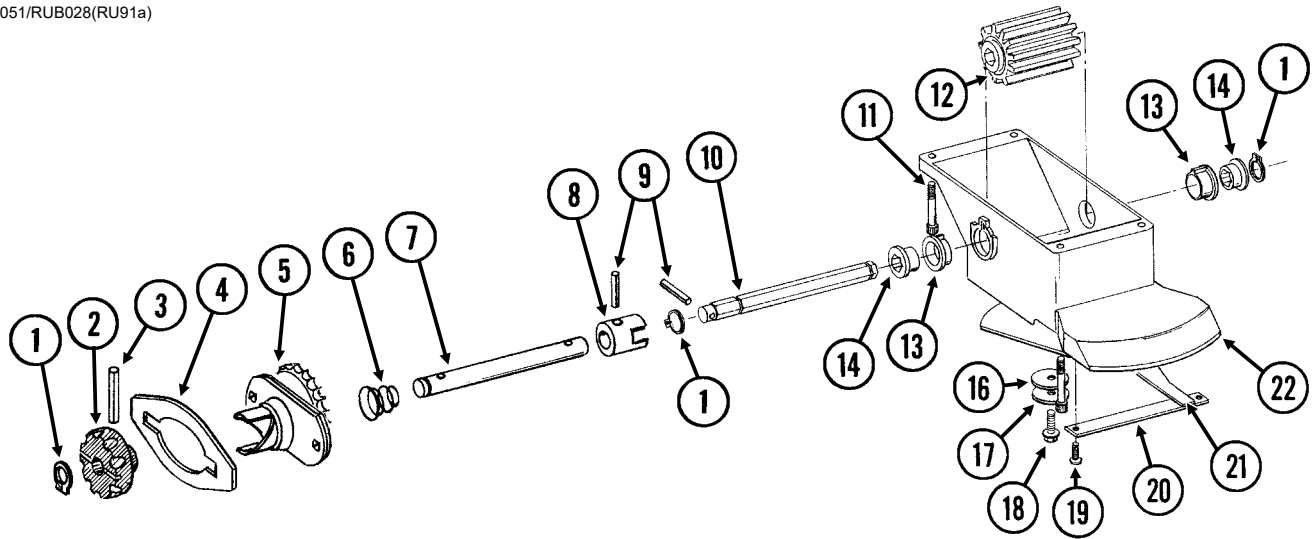
ITEM	PART NO.	QTY. (Per Row)	DESCRIPTION
1	A26287	1	Hopper Panel Extension (Non-Stock Item)
2	GD36277	1	Funnel Bracket
3	---	-	See "Granular Chemical Hopper and Hopper Panel Extension" on page P27
4	GD11305	1	Plate
5	G10312	8	Carriage Bolt, 5/16"-18 x 3/4"
6	G10620	8	Serrated Flange Nut, 5/16"-18
7	---	1	See "Granular Chemical Meter and Meter Drive" on page P28
8	GD2423	1	Funnel
9	GD2947	1	Hose, 7/16" x 28"
10	GA6907	1	Slope-Compensating Bander W/Hardware (4 1/2" Band Width)
	G10864	1	Uni-Clamp (Included W/GA6907)
	G10757	2	Pan Head Screw, No. 10-32 x 1 1/4" (Included W/GA6907)
	G10758	2	Hex Nut, No. 10-32 (Included W/GA6907)
11	G10110	2	Lock Nut, 1/4"-20, Grade B
12	GD11219	1	Spring
13	G10325	1	Hex Head Cap Screw, 3/8"-16 x 2 3/4"
14	G11387	3	Flat Washer, 3/8" SAE
15	G10201	1	Special Washer, 3/8" x 1 1/2" O.D.
16	GD11962	1	Idler
17	G10108	1	Lock Nut, 3/8"-16
18	GD1026	1	Sleeve, 1 3/16" Long
19	GD2971-10	1	Sleeve, 9/16" Long
20	G10966	2	Phillips Head Self-Tapping Screw, No. 10 x 1/2"
21	GD10984	1	Spacer
22	G11385	2	Flat Washer, 1/4" SAE
23	G10670	2	Hair Pin Clip, No. 3
24	G3303-114	1	Chain, No. 41, 114 Pitch Including Connector Link (Mechanical)
	G3303-108	-	Chain, No. 41, 108 Pitch Including Connector Link (Vacuum)
	GR0196	1	Connector Link, No. 41
25	G11209	2	Wire Hose Clamp, 3/4"
26	G10621	2	Serrated Flange Nut, 1/4"-20
27	G10310	2	Carriage Bolt, 1/4"-20 x 3/4", Grade 2
28	---	-	See "Decals, Paint, and Miscellaneous" on page P113
29	G10315	1	Carriage Bolt, 1/2"-13 x 2 1/2" (Replaces Existing 1/2" x 2 1/4" Hardware)
30	GD10963	1	U-Bolt, 1 1/2" x 1 5/16" x 1/4"-20
31	GA6741	1	Bracket (Straight Drop In-Furrow)

(METR14d)



ITEM	PART NO.	QTY. (Per Row)	DESCRIPTION
1	G10670	2	Hair Pin Clip, No. 3
2	GD1059L	1	Support, L.H. (Shown)
	GD1059R	1	Support, R.H.
3	G10002	4	Hex Head Cap Screw, 3/8"-16 x 3/4"
	G10229	4	Lock Washer, 3/8"
4	GA4444	1	Lid
5	GA26287	1	Hopper Panel Extension (Non-Stock Item)
6	GD11424	4	Block
7	G10023	2	Hex Head Cap Screw, 1/4"-20 x 3/4"
	G10621	2	Serrated Flange Nut, 1/4"-20
8	GD1060	1	Hinge
9	GA8371	1	Hopper

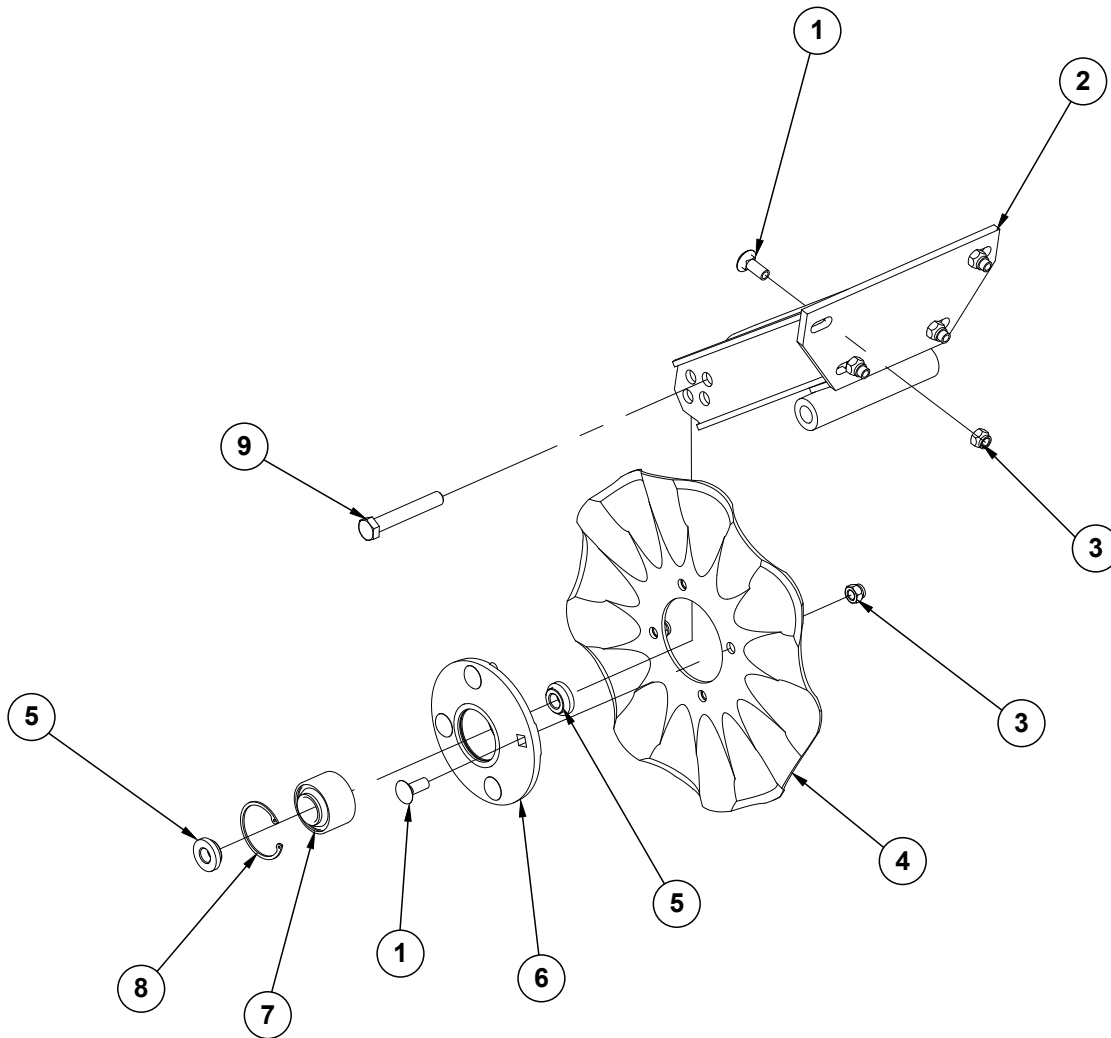
RUA051/RUB028(RU91a)



ITEM	PART NO.	QTY. (Per Row)	DESCRIPTION
1	G10567	3	External Retaining Ring, 5/8"
2	GD11239	1	Knob
3	G10602	1	Spring Pin, 1/4" x 1 1/2"
4	---	-	See "Granular Chemical Hopper and Hopper Panel Extension" on page P27
5	GA8364	1	Sprocket and Bearing, Drive Clutch, 24 Tooth
6	GD11413	1	Spring
7	GD11240	1	Shaft
8	GB0278	1	Coupler
9	G10546	2	Spring Pin, 3/16" x 1 1/4"
10	GD11297	1	Shaft
11	G11793	4	Hex Socket Head Cap Screw, No. 10-24 x 7/8"
12	GD7148	1	Feed Roller, Hex Bore
13	GB0115	2	Bearing
14	GD7258	2	Hex Bushing
15	---	-	---
16	G10660	1	Wave Washer, 1/2"
17	G11385	1	Flat Washer, 1/4" SAE
18	G10570	1	Slotted Hex Self-Tapping Screw, 1/4"-20 x 3/4"
19	G11073	2	Slotted Hex Self-Tapping Screw, No. 10 x 3/8"
20	GD1061	1	Support Strap
21	GD1063	1	Metering Gate
22	GB0116	1	Granular Housing
A	GA8326	-	Granular Chemical Meter Complete (Items 1, 9, 10, 12-14 and 16-22)
B	GA8366	-	Granular Chemical Meter Clutch (Items 1-3 and 5-9)

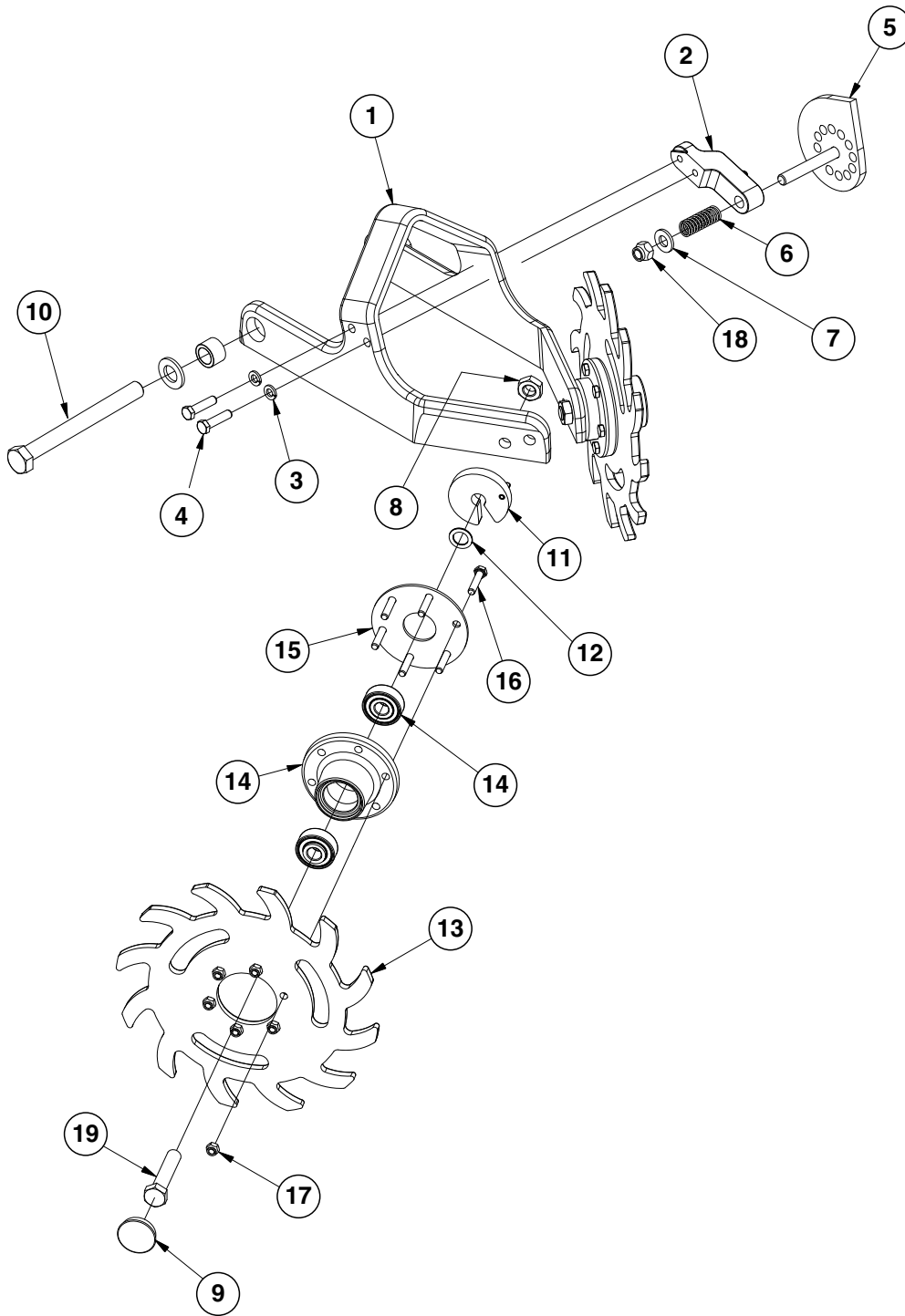
This page left blank intentionally.

(IP1279)



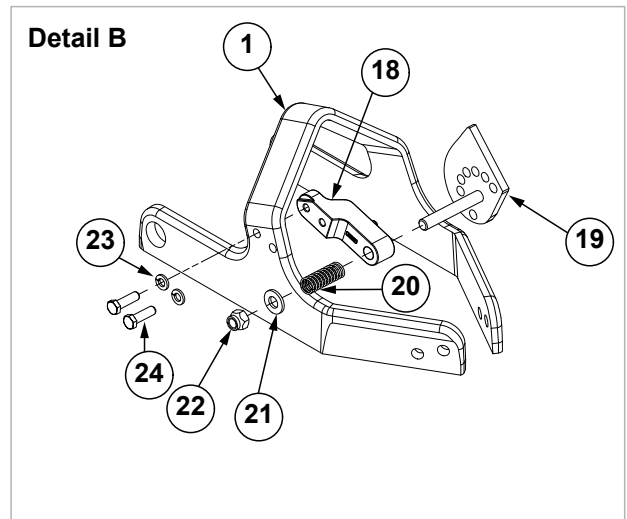
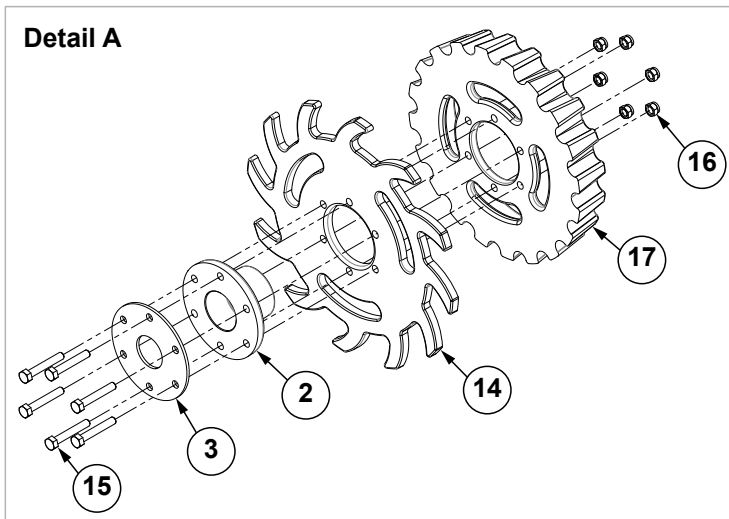
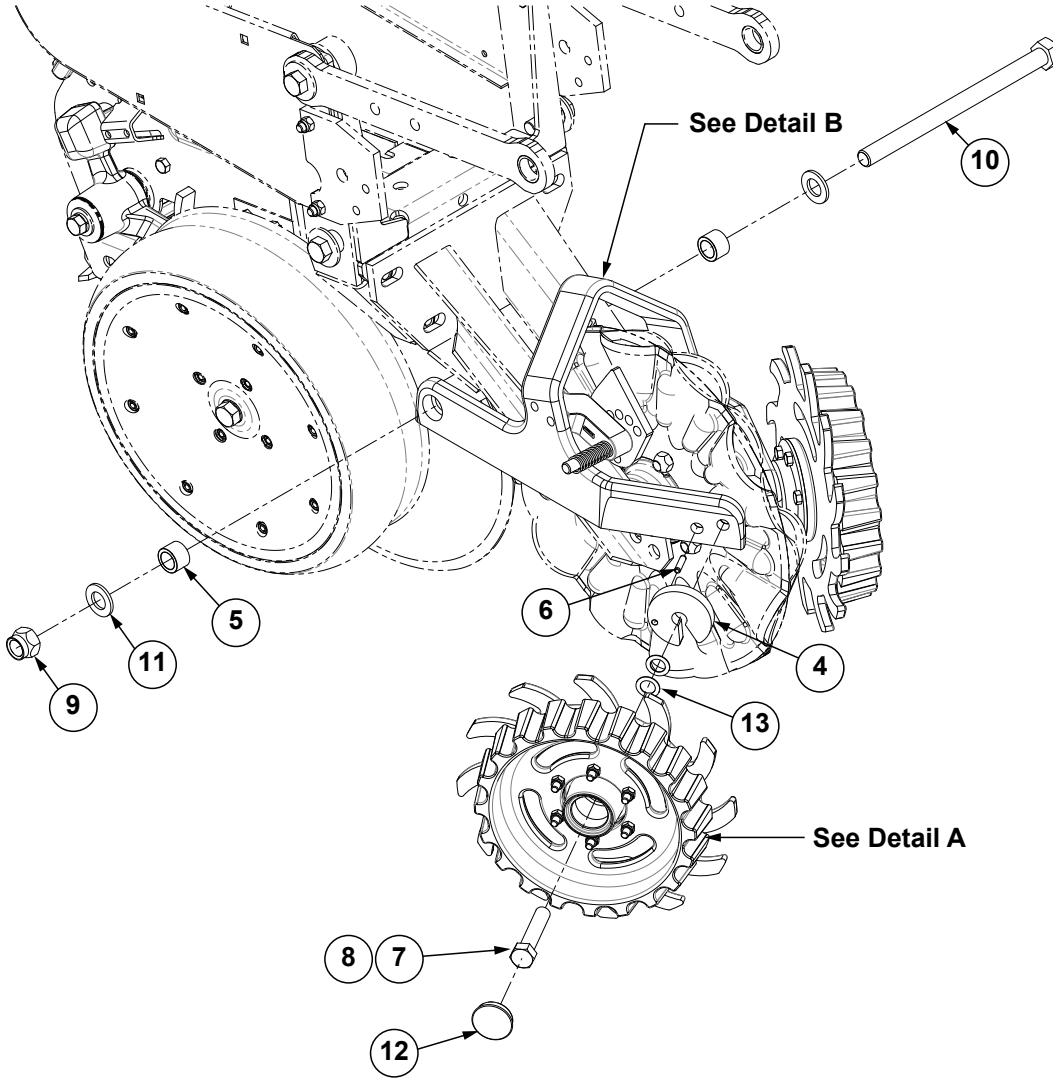
ITEM	PART NO.	QTY. (Per Row)	DESCRIPTION
1	G10636	8	Carriage Bolt, 1/2"-13 x 1 1/2"
2	GA24239	1	Arm
3	G10111	8	Lock Nut, 1/2"-13
4	GD7803	1	Disc Blade, Fluted, 1", 8 Flutes (Shown)
	GD7804	-	Disc Blade, Bubbled, 1"
	GD9254	-	Disc Blade, Fluted, 3/4", 13 Flutes
5	GD11677	2	Adapter
6	GA8641	1	Hub W/Bearing And Retaining Ring (Includes items 7 and 8)
7	GA8603	1	Bearing, Double Row
8	GD19292	1	Retaining Ring (Square), 2 7/16"
9	G10036	1	Hex Head Cap Screw, 5/8"-11 x 4"
	G10107	1	Lock Nut, 5/8"-11

(IP1468)



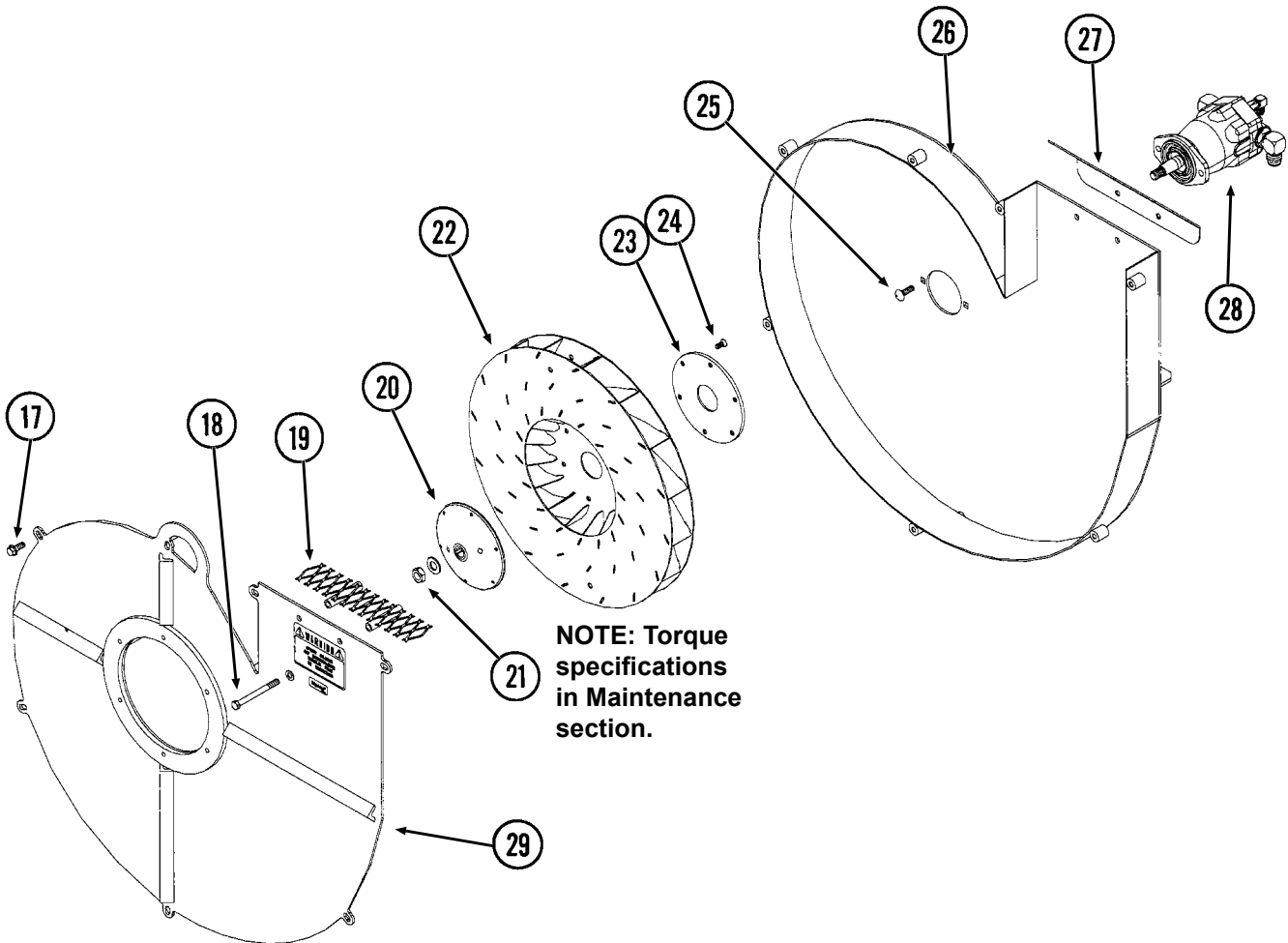
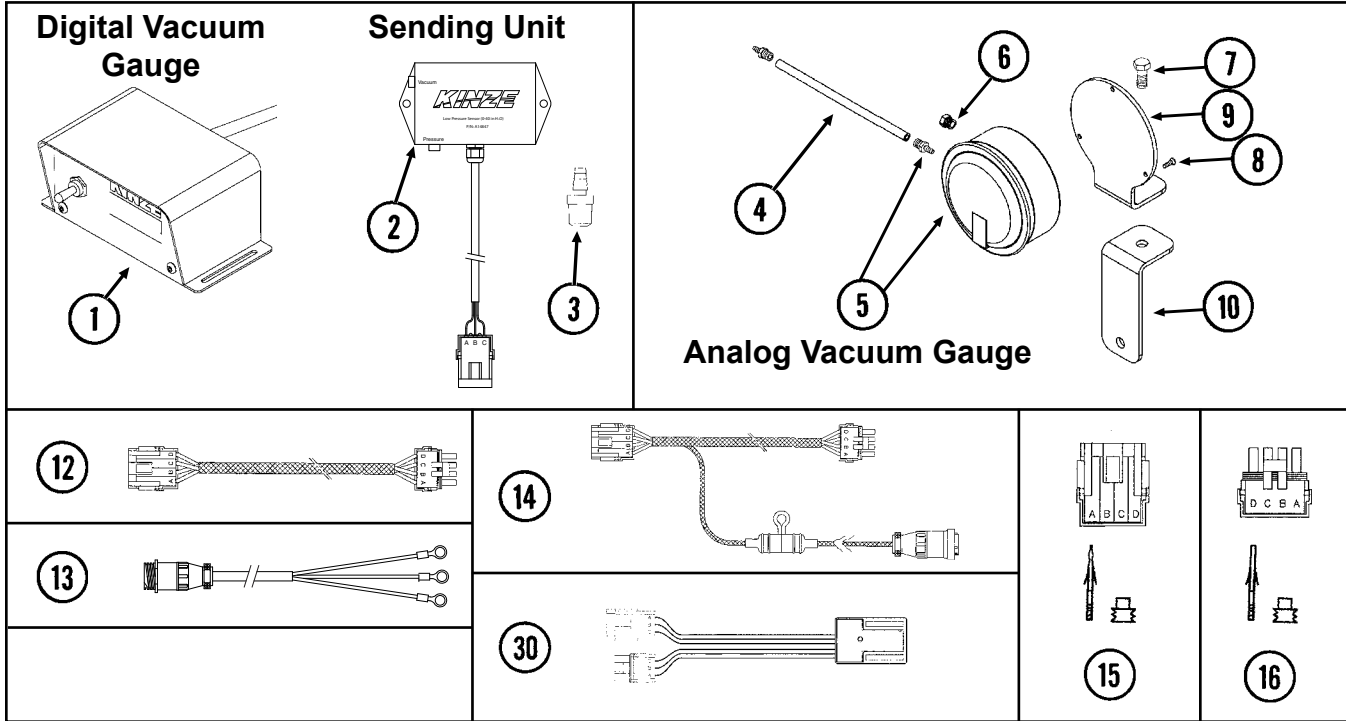
ITEM	PART NO.	QTY. (Per Row)	DESCRIPTION
1	GB0464	1	Residue Wheel Mount
2	GD26973	1	Cam Locking Pin
3	G10229	2	Lock Washer, 3/8"
4	G10004	2	Hex Head Cap Screw, 3/8"-16 x 1 1/4"
5	GA27038	1	Cam
6	GD10519	1	Spring
7	G11389	1	Flat Washer, 1/2" Plated SAE
8	G10503	2	Hex Jam Nut, 5/8"-11, Grade 2
9	GD1132	2	Dust Cap
10	G11236	1	Hex Head Cap Screw, 3/4"-10 x 10 1/2"
	G11392	2	Flat Washer, 3/4" SAE
	GB0383	2	Bushing, 1 1/8" O.D. x 25/32" I.D. x 3/4" Long
	G11228	1	Lock Nut, 3/4"-10
11	GA8760	2	Weed Guard W/Spring Pin
	G10765	-	Spring Pin, 1/4" x 1" (Included W/GA8760)
12	GD30725	4	Machine Bushing, 5/8" (.030" Thick)
13	GB0387	2	Wheel, 12 Tine, 3/8" x 12"
14	GA5654	2	Hub W/Bearings
	GA2014	-	Bearing (Included W/GA5654)
15	GD9724	2	Backing Plate
16	G10133	12	Hex Head Cap Screw, 5/16"-18 x 1 1/2"
17	G10109	12	Lock Nut, 5/16"-18, Grade 8
18	G10974	1	Lock Nut W/Nylon Insert, 1/2"-13
19	G10010	2	Hex Head Cap Screw, 5/8"-11 x 3"
A	GA12235	-	L.H. Residue Wheel (Items 13-17)
B	GA12236	-	R.H. Residue Wheel (Items 13-17)

(106531/106528/A19012)



ITEM	PART NO.	QTY. (Per Row)	DESCRIPTION
1	GB0464	1	Residue Wheel Mount
2	GA5654	2	Hub W/Bearings
	GA2014	-	Bearing (Included W/GA5654)
3	GD9724	1	Backing Plate
4	GD11784	2	Weed Guard
5	GB0383	2	Bushing, 1 1/8" O.D. x 25/32" I.D. x 3/4" Long
6	G10765	2	Spring Pin, 1/4" x 1"
7	G10010	2	Hex Head Cap Screw, 5/8"-11 x 3"
8	G10503	2	Hex Jam Nut, 5/8"-11, Grade 2
9	G11228	1	Lock Nut, 3/4"-10
10	G11236	1	Hex Head Cap Screw, 3/4"-10 x 10 1/2"
11	G11392	2	Flat Washer, 3/4" SAE
12	GD1132	2	Dust Cap
13	GD30725	4	Machine Bushing, 5/8" (.030" Thick)
14	GB0387	1	Wheel, 12 Tine, 3/8" x 12"
15	G10041	6	Hex Head Cap Screw, 5/16"-18 x 2"
16	G10109	6	Lock Nut, 5/16"-18, Grade 8
17	G10427101	1	Row Cleaner Floater
18	GD26973	1	Cam Locking Pin
19	GA27038	1	Cam
20	GD10519	1	Spring
21	G11389	1	Flat Washer, 1/2" Plated SAE
22	G10974	1	Lock Nut W/Nylon Insert, 1/2"-13
23	G10229	2	Lock Washer, 3/8"
24	G10004	2	Hex Head Cap Screw, 3/8"-16 x 1 1/4"
A	G10652801	1	L.H. Residue Wheel (Items 2-3 and 14-17)
B	G10652901	1	R.H. Residue Wheel (Items 2-3 and 14-17)

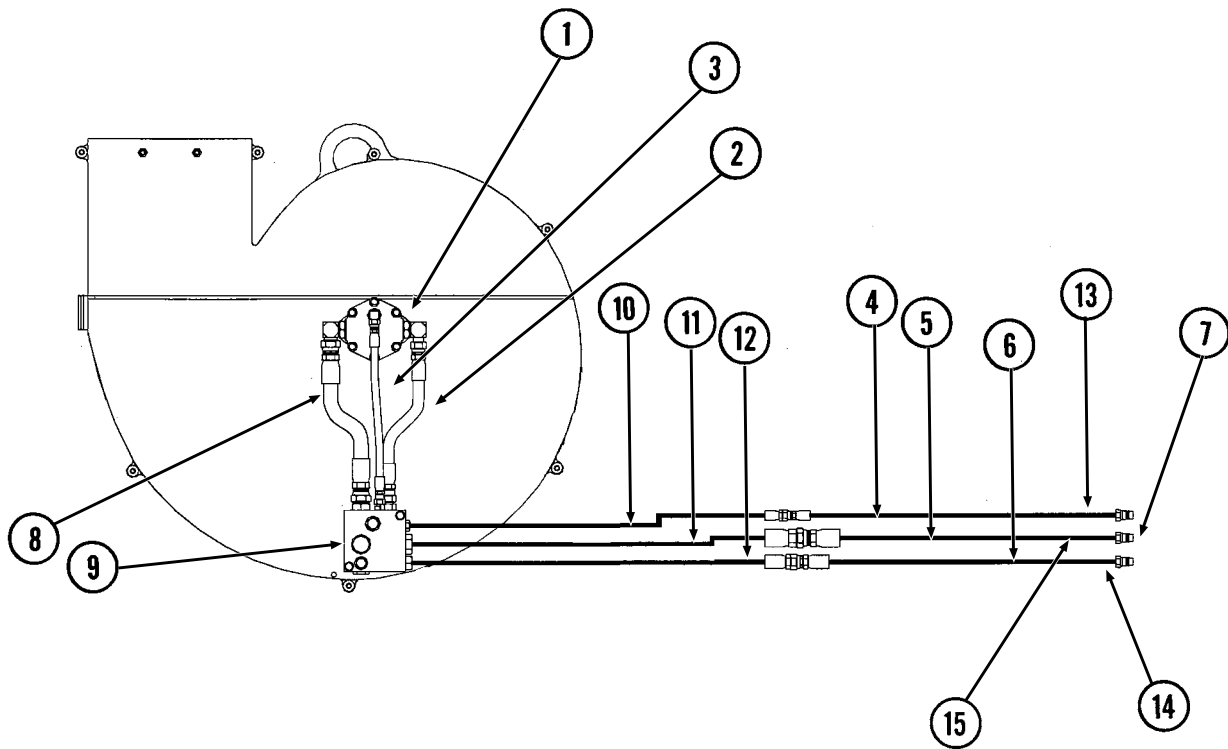
(A11154/A14847/GR1736/A10765/A11158/A11699/A7856/A11155/A8329/EF73)



ITEM	PART NO.	QTY.	DESCRIPTION
1	GA11154	1	Digital Vacuum Gauge W/4-Pin Connector
2	GA14847	1	Low Pressure Sensor (0-40 IN H2O)
	*D17151-20	-	Nylon Tubing, ¼" O.D. x 10'
	GA9964	-	Strain Relief
3	GR1736	1	Hose Barb, ⅛" Male NPT To Barb
4	GD15849-02	1	Clear Plastic Tubing, ⅝" O.D. 120"
5	GA21406	1	Pressure Gauge W/Hose Barb
	GR1777	-	Hose Barb, ⅛" Male NPT To ⅜" Barb (Included W/GA21406)
6	GA10799	1	Breather, ⅛" Male NPT
7	G10001	1	Hex Head Cap Screw, ⅜"-16 x 1"
	G10108	1	Lock Nut, ⅜"-16
8	G11215	3	Hex Socket Head Cap Screw, No. 6-32 x ⅜", Grade 8
9	GD15804	1	Mount
10	GD15803	1	Support
11	---	---	---
12	GA11699	-	Extension Harness, 180"
13	GA17547	-	Power Lead Adapter
14	GA11155	1	Harness W/Fuse Holder And Fuse, 132"
	GD14258	-	Fuse Holder (Included W/GA11155)
	GD14660	-	Fuse, 2 Amp Delay Action (Included W/GA11155)
	G1K268	-	Console Cable Connector Kit, Includes: (1) 3-Pin Connector, (1) Cable Clamp, (1) Lock Ring, (3) Female Terminal Pins (Included W/GA11155)
15	GA8328	-	4-Pin Connector W/Female Housing, 4 Seals And 4 Pin Contacts
16	GA8329	-	4-Pin Connector W/Male Housing, 4 Seals And 4 Socket Contacts
17	G11124	7	Whiz Lock Bolt, ⅜"-18 x 1"
18	G10753	2	Hex Head Cap Screw, ⅜"-16 x 4½"
	G11387	2	Flat Washer, ⅜" SAE
	G10108	2	Lock Nut, ⅜"-16
19	GA11987	2	Screen
20	GD35847	1	Hub
21	G11704	1	Hex Jam Nut, ½"-20, Grade 2
	G11389	1	Flat Washer, ½" Plated SAE
22	GA10635	1	Impeller
23	G10234201	1	Backing Plate
24	G11133	6	Hex Socket Head Cap Screw, ⅝"-18 x ¾", Grade 8
25	G10599	2	Carriage Bolt, ⅜"-16 x 1¼"
	G10229	2	Lock Washer, ⅜"
	G10101	2	Hex Nut, ⅜"-16
26	GA10148	1	Shroud
27	GD15863	1	Discharge Deflector
28	---	-	See "Vacuum Fan Hydraulic Motor Assembly" on page P38
29	GA10752	1	Cover
30	GA12812	-	Hall Effect Adapter
A	GA24545	-	Vacuum Fan Assembly (Items 17-29)

*Item is not stocked by Kinze repair parts, but is available in bulk (GD17151-00).

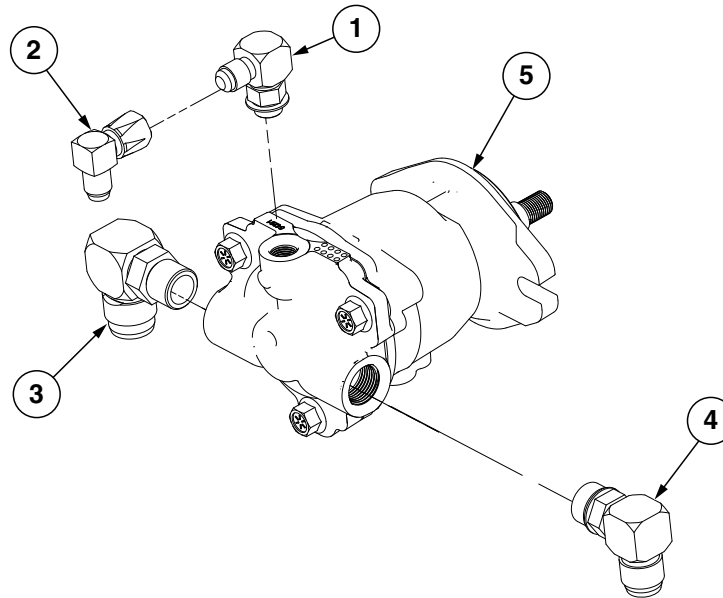
(PLTR176a)



ITEM	PART NO.	QTY.	DESCRIPTION
1	---	-	See "Vacuum Fan Hydraulic Motor Assembly" on page P38
2	*A8294	1	Hose Assembly, 1/2" x 19"
3	*A12011	1	Hose Assembly, 3/8" x 20"
4	*A26939-108	1	Hose Assembly, 3/8" x 108" (06F-1/2M NPTF W/Ext., W/Tip)
5	*A21549-108	1	Hose Assembly, 5/8" x 108" (12F-1/2M NPTF W/Ext., W/Tip)
6	*A18693-108	1	Hose Assembly, 1/2" x 108" (10F-1/2M NPTF W/Ext., W/Tip)
7	GD4086	-	ISO Coupler
8	*A3395	1	Hose Assembly, 3/4" x 17"
9	---	-	See "Vacuum Fan Motor Valve Block Assembly (Located Below Vacuum Fan Motor Assembly)" on page P39
10	*A12013	1-2	Hose Assembly, 3/8" x 114"
11	*A3397	1-2	Hose Assembly, 3/4" x 114"
12	*A8295	1-2	Hose Assembly, 1/2" x 114"
13	GA26924-11	1	Hose Label/Cover, Orange (Retract)
14	GA26924-05	1	Hose Label/Cover, Green (Extend)
15	GA26924-06	1	Hose Label/Cover, Green (Retract)

* Hydraulic hose is not stocked by Kinze Repair Parts, but can be made available on a special order basis. Call for quote.

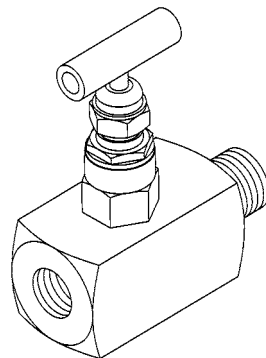
(A10636)



ITEM	PART NO.	QTY.	DESCRIPTION
1	G6801-06 GR1045	1 -	Elbow W/O-Ring, 90°, 1/16"-18 Male JIC To O-Ring O-Ring
2	G6500-06	1	Swivel Elbow, 90°, 1/16"-18 Male JIC To Female
3	G6801-12-10 GR1466	1	Elbow W/O-Ring, 90°. 1 1/16"-12 Male JIC To 7/8"-14 O-Ring O-Ring
4	G6801-10 GR1466	1	Elbow W/O-Ring, 90°, 7/8"-14 Male JIC To O-Ring O-Ring
5	GA24543 GR2314 GR2333	1 - -	Hydraulic Motor Motor Key Seal Kit

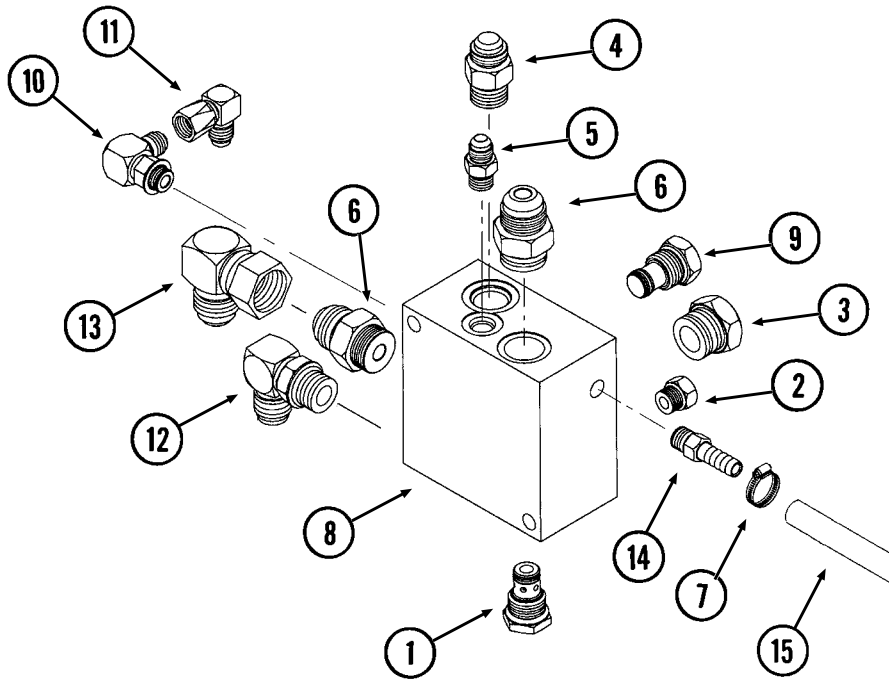
Optional Flow Control Needle Valve Kit

(A11650)



ITEM	PART NO.	QTY.	DESCRIPTION
1	G1K426	-	Needle Valve Kit W/Instructions

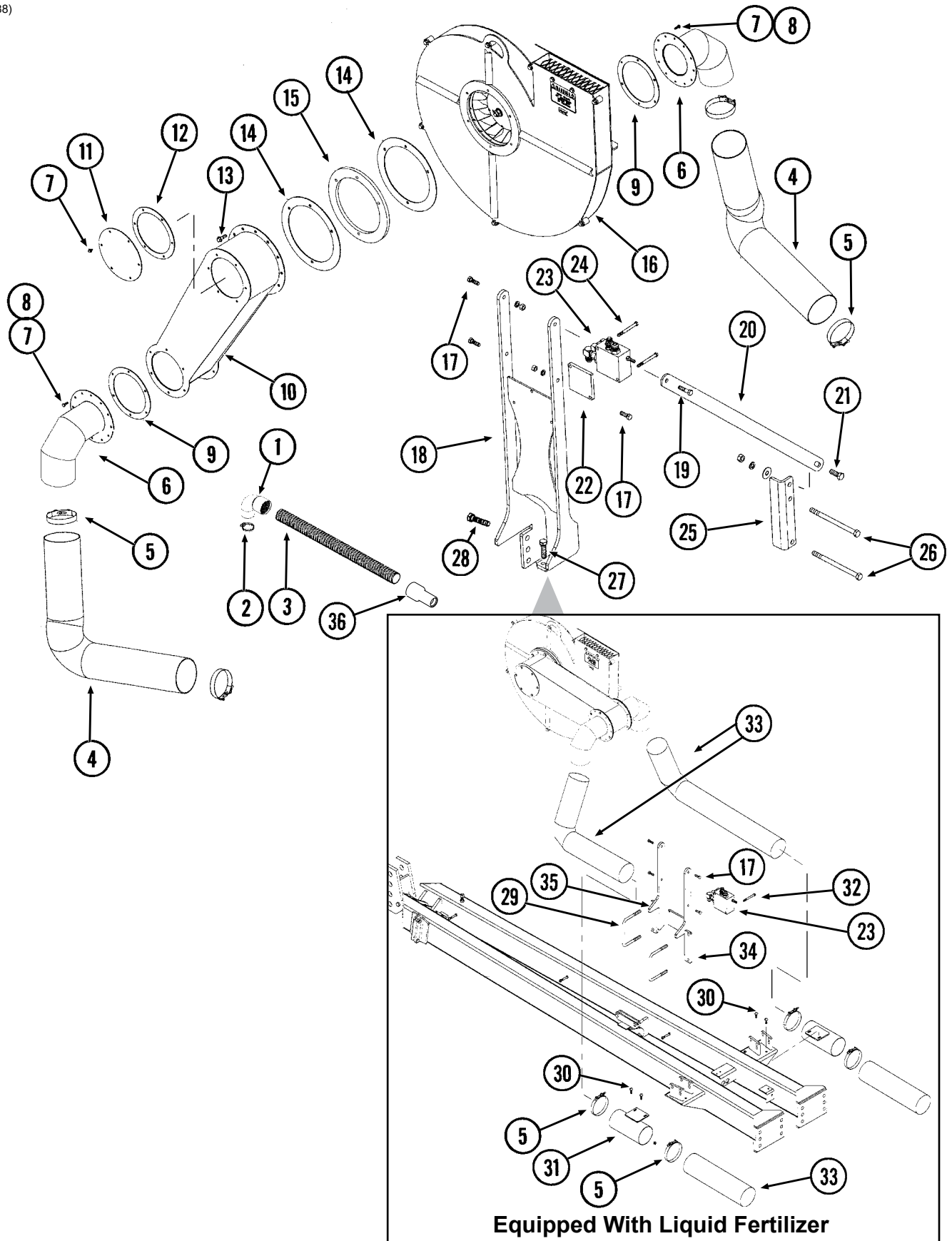
(A11958)



ITEM	PART NO.	QTY.	DESCRIPTION
1	GA4293 GR2041	1 -	Check Valve Seal Kit
2	G6408-06 GR1045	1 -	Plug W/O-Ring, 1/16"-18 O-Ring O-Ring
3	G6408-12 GR1467	1 -	Plug W/O-Ring, 1 1/16"-12 O-Ring O-Ring
4	G6400-10 GR1466	1 -	Connector W/O-Ring, 7/8"-14 Male JIC To O-Ring O-Ring
5	G6400-06 GR1045	1 -	Connector W/O-Ring, 1/16"-18 Male JIC To O-Ring O-Ring
6	G6400-12 GR1467	2 -	Connector W/O-Ring, 1 1/16"-12 Male JIC To O-Ring O-Ring
7	G10681	1	Hose Clamp, No. 6
8	GD16188	1	Valve Block
9	GA11934	1	Relief Valve Cartridge
10	G6801-06 GR1045	1 -	Elbow W/O-Ring, 90°, 1/16"-18 Male JIC To O-Ring O-Ring
11	G6500-06	1	Swivel Elbow, 90°, 1/16"-18 Male JIC To Female
12	G6801-10 GR1466	1 -	Elbow W/O-Ring, 90°, 7/8"-14 Male JIC To O-Ring O-Ring
13	G6500-12	1	Swivel Elbow, 90°, 1 1/16"-12 Male JIC To Female
14	GD11700	1	Adapter, 1/4" NPT To 3/8" Barb
15	GD6279-05	1	Clear Plastic Tubing, 1/16" O.D. x 60"

This page left blank intentionally.

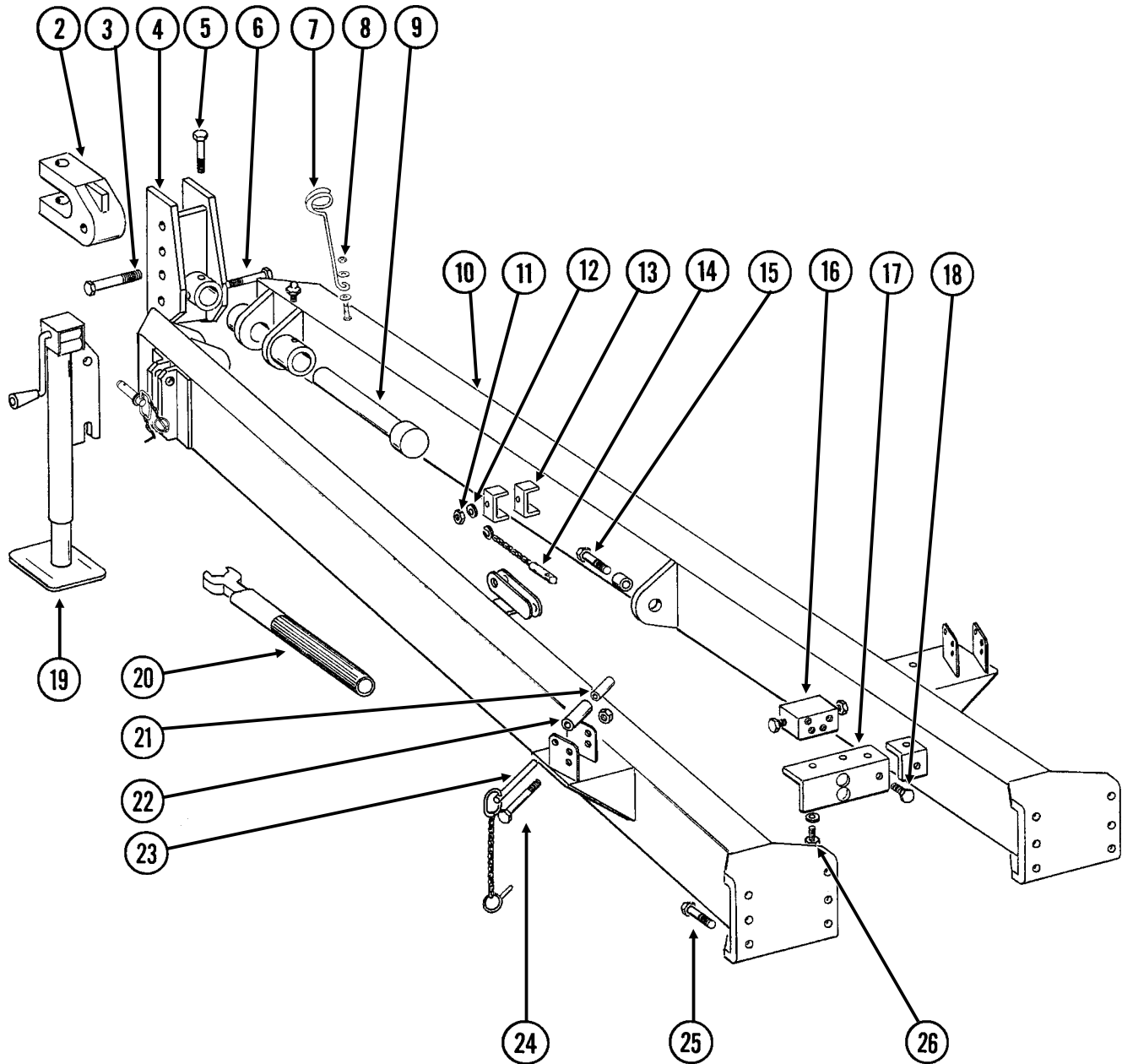
(EF87/EF88)



ITEM	PART NO.	QTY.	DESCRIPTION
1	GD14626	12	Elbow, 90°, 2"
2	G10676	-	Hose Clamp. No. 36, Stainless Steel
3	*D15792-09	12	Hose, 2" x 30"
4	GD15867-03	2	Hose, 5" x 36"
5	G11188	4	T-Bolt Clamp, 5/4"
6	GA11940	2	Manifold Elbow
7	G11166	10	Hex Socket Flange Cap Screw, 1/4"-20 x 3/4"
8	G10023	8	Hex Head Cap Screw, 1/4"-20 x 3/4"
	G10110	8	Lock Nut, 1/4"-20, Grade B
9	GD16842	2	Manifold Gasket, 1/8" x 8 3/8" (6 5/8" I.D.)
10	GA11945	1	Fan Drop Housing
11	GD16840	1	Cover
12	GD16991	1	Cover Gasket, 1/8" x 8 3/8" (6 1/2" I.D.)
13	G11204	4	Hex Head Cap Screw, 3/8"-16 x 1 1/4"
14	GD16992	2	Gasket, 1/8" x 11 7/8"
15	GD16839	1	Spacer, 1/2" x 12"
16	---	-	See "Digital Vacuum Gauge, Analog Vacuum Gauge, and Vacuum Fan Assembly" on page P36
17	G10017	3-4	Hex Head Cap Screw, 1/2"-13 x 1 1/2"
	G10228	3-4	Lock Washer, 1/2"
	G10102	3-4	Hex Nut, 1/2"-13
18	GA11946	1	Support
19	G10016	1	Hex Head Cap Screw, 1/2"-13 x 2"
	G10228	1	Lock Washer, 1/2"
	G10102	1	Hex Nut, 1/2"-13
20	GD17074	1	Brace
21	G10005	1	Hex Head Cap Screw, 5/8"-11 x 1 3/4"
	G11391	1	Flat Washer, 5/8" SAE
	G10230	1	Lock Washer, 5/8"
	G10104	1	Hex Nut, 5/8"-11
22	GD17073	1	Spacer, 4 1/2" x 4 1/2"
23	---	-	See "Vacuum Fan Motor Valve Block Assembly (Located Below Vacuum Fan Motor Assembly)" on page P39
24	G10326	2	Hex Head Cap Screw, 3/8"-16 x 3 3/4"
	G10229	2	Lock Washer, 3/8"
	G10101	2	Hex Nut, 3/8"-16
25	GD16466	1	Bracket
26	G10152	2	Hex Head Cap Screw, 5/8"-11 x 9"
	G11391	2	Flat Washer, 5/8" SAE
	G10230	2	Lock Washer, 5/8"
	G10104	1	Hex Nut, 5/8"-11
27	G10039	2	Hex Head Cap Screw, 1/2"-13 x 1 3/4"
	G10228	2	Lock Washer, 1/2"
	G10102	2	Hex Nut, 1/2"-13
28	---	-	See "Hitch" on page P43
29	GD16598	2	U-Bolt, 4" x 7" x 5/8"-11
	G10230	2	Lock Washer, 5/8"
	G10104	2	Hex Nut, 5/8"-11
30	G10599	4	Carriage Bolt, 3/8"-16 x 1 1/4"
	G10622	4	Serrated Flange Nut, 3/8"-16
31	GA11961	2	Bracket (Manifold Hose)
32	G10062	2	Hex Head Cap Screw, 3/8"-16 x 3"
33	GD15867-06	4	Hose, 5" x 45"
34	GA11959	1	Support, Rear
35	GA11960	1	Support, Front
36	GB0827	12	Vacuum Reducer, 2" to 1 3/4"

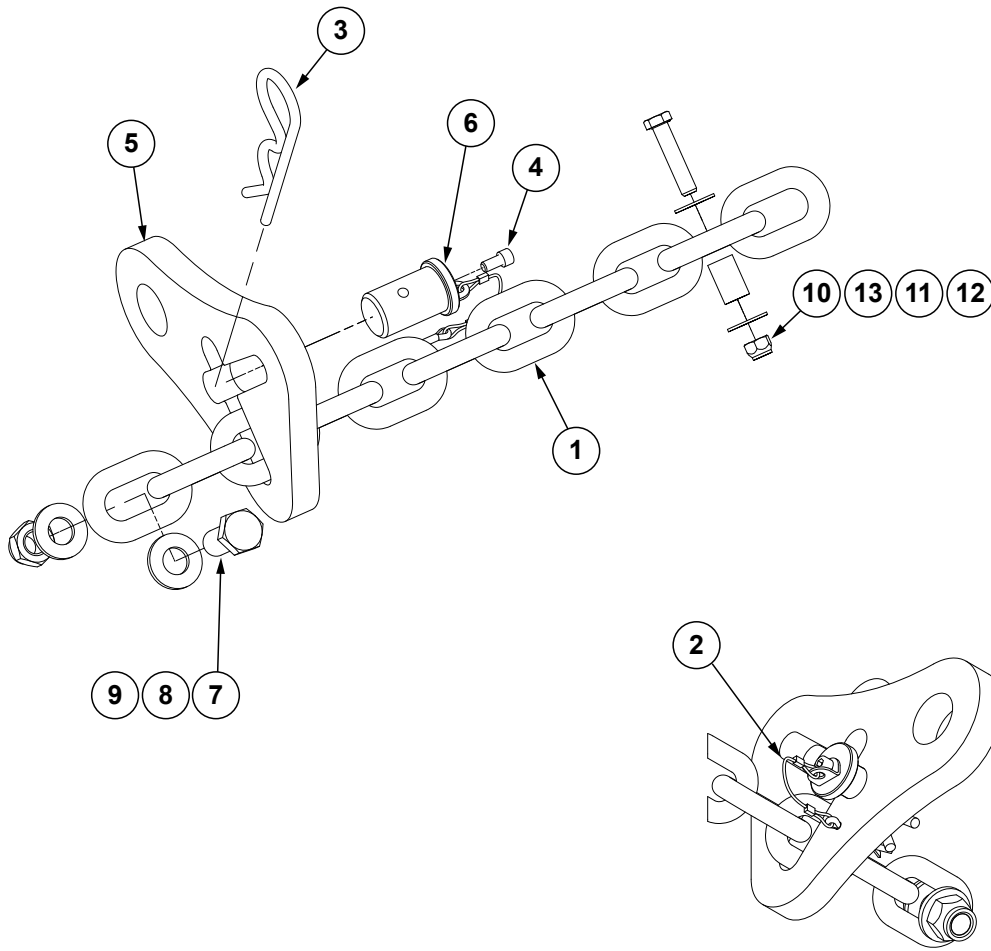
* Hose not stocked by Kinze repair parts, but is available in bulk (GD15792-18).

(WGN47a/EF32c/A13595)



ITEM	PART NO.	QTY.	DESCRIPTION
1	---	-	---
2	GB0156	1	Clevis
3	G10169	1	Hex Head Cap Screw, 1¼"-7 x 6"
	G10157	1	Lock Nut, 1¼"-7
4	GA8097	1	Hitch Cap
5	G10036	1	Hex Head Cap Screw, ⅝"-11 x 4"
	G10230	1	Lock Washer, ⅝"
	G10104	1	Hex Nut, ⅝"-11
6	G10011	1	Hex Head Cap Screw, ⅝"-11 x 5½"
	G10230	1	Lock Washer, ⅝"
	G10104	1	Hex Nut, ⅝"-11
7	GD8260	1	Hose Holder
8	G11391	2	Flat Washer, ⅝" SAE
	G10107	1	Lock Nut, ⅝"-11
9	GA5755	1	Pin, 2⅛" x 14"
10	A8048	1	Hitch W/Grease Fittings (Includes Items 4-7 And 11) (Non-Stock Item)
	G10641	-	Grease Fitting, ⅛" NPT (Included W/A8048)
11	G10108	3	Lock Nut, ⅜"-16
12	G11387	-	Flat Washer, ⅜" SAE
13	GD5875	6	Hose Clamp, ⅙" x 2½" x 2"
14	GA8318	1	Detent Pin W/Chain
15	G10028	1	Hex Head Cap Screw, ¾"-10 x 3"
	GB0169	1	Bushing
	G10112	1	Lock Nut, ¾"-10
16	---	-	See "Row Marker Sequencing/Flow Control Valve" on page P75
17	GD7976	1	Bracket
18	G10019	2	Hex Head Cap Screw, ⅝"-18 x 1"
	G10232	2	Lock Washer, ⅝"
	G10106	2	Hex Nut, ⅝"-18
19	GA13986	1	Jack Assembly Complete
	GA4995	-	Detent Pin Assembly
	GR0516	-	Crank Assembly
	GR0515	-	Bevel Gear Set, Includes: (2) Bevel Gears, (1) Gear Pin, (1) Groove Pin
20	GA6798	1	Wrench
21	GD3180-23	-	Sleeve, ⅝" I.D. x ⅞" O.D. x 3⅜" Long
22	GD2734-13	-	Sleeve, 1¼" O.D. x 3⅜" Long
23	GA8312	-	Pin W/Lynch Pin, 5 ½"
24	G10011	-	Hex Head Cap Screw, ⅝"-11 x 5½"
	G10107	2	Lock Nut, ⅝"-11
25	G10028	12	Hex Head Cap Screw, ¾"-10 x 3"
	G10231	12	Lock Washer, ¾"
	G10105	12	Hex Nut, ¾"-10
26	G10001	2	Hex Head Cap Screw, ⅜"-16 x 1"
	G11387	2	Flat Washer, ⅜" SAE

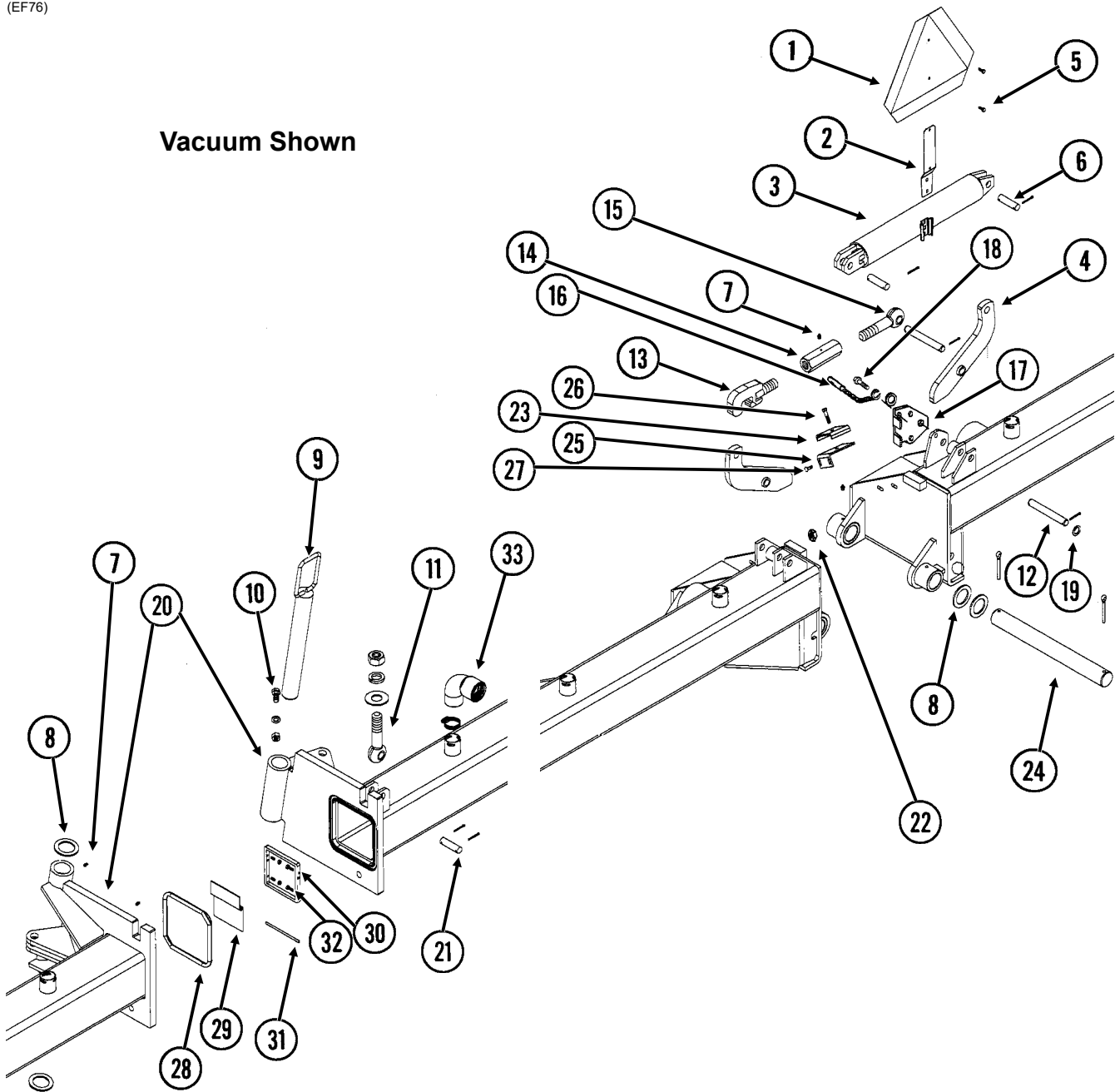
(A25017)



ITEM	PART NO.	QTY.	DESCRIPTION
1	G3324-01	1	Safety Chain, 13MM Grade 70, 97½"
2	GD35339	1	Looped Tether W/Tabs and Cotter Pin
3	G10671	1	Hairpin Cotter, ⅜" x 3¼"
4	G11874	1	Hex Socket Head Cap Screw, ¼"-20 x ½"
5	GD35127	1	Single Chain Latch
6	GD35340	1	Chain Latch Pin
7	G10007	1	Hex Head Cap Screw, ⅝"-11 x 1½"
8	G11391	2	Flat Washer, ⅝" SAE
9	G10107	1	Lock Nut, ⅝"-11
10	G10108	1	Lock Nut, ⅝"-16
11	GD8893-07	1	Sleeve, 1" Long
12	G10047	1	Hex Head Cap Screw, ⅜"-16 x 1¾"
13	G10210	2	Washer, ⅜" USS
A	G9948X	-	⅜" Transport Safety Chain Package (Items 1-13)

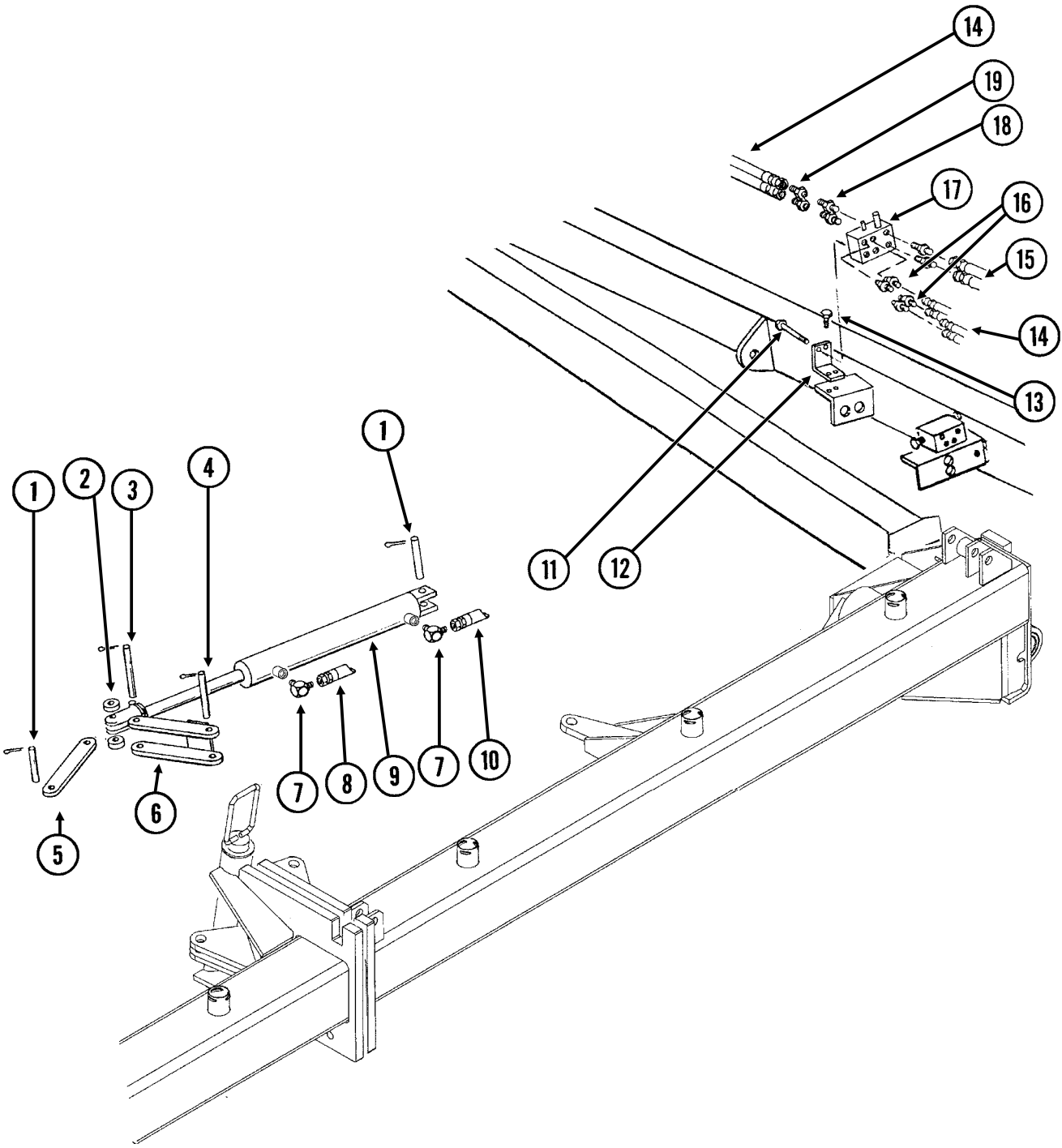
(EF76)

Vacuum Shown



ITEM	PART NO.	QTY.	DESCRIPTION
1	---	-	See "Decals, Paint, and Miscellaneous" on page P113
2	GD2200	1	Spade
3	GA7513	1	Spring Canister W/Mounting Hardware (Includes Item 3 And 6)
4	GA6055	2	Arm
5	G10023	2	Hex Head Cap Screw, 1/4"-20 x 3/4"
	G10110	2	Lock Nut, 1/4"-20, Grade B
6	GD3311	2	Pin, 7/8" x 3 1/8"
	G10457	4	Cotter Pin, 5/32" x 1 1/2"
7	G10640	4	Grease Fitting, 1/4"-28
8	G10404	4	Machine Bushing, 3/8" x 2 1/8" x 3/16"
9	GA8033	2	Pin
10	G10007	2	Hex Head Cap Screw, 5/8"-11 x 1 1/2"
	G10230	2	Lock Washer, 5/8"
	G10104	2	Hex Nut, 5/8"-11
11	GD3373	2	Eyebolt
	G11396	4	Flat Washer, 1 1/4"
	G10236	2	Lock Washer, 1 1/4"
	GD9688	2	Special Nut, 1 1/4"-7
12	GD11298	2	Pin, 7/8" x 6 9/16"
	G10457	4	Cotter Pin, 5/32" x 1 1/2"
13	GA8335	1	Hook
14	GD7972	1	Turnbuckle
15	GD3373	1	Eyebolt
16	GA7022	1	Detent Pin W/Chain
17	GD11300	1	Lockup
18	G10017	1	Hex Head Cap Screw, 1/2"-13 x 1 1/2"
	G10228	1	Lock Washer, 1/2"
	G10102	1	Hex Nut, 1/2"-13
19	G10235	-	Machine Bushing, 7/8", 14 Gauge
20	A11938	-	Frame, 12 Row 30", 351 1/2", (Includes Items 7-10) (Non-Stock Item) (Vacuum)
	A8036	-	Frame, 12 Row 30", 351 1/2", (Includes Items 7-10) (Non-Stock Item) (Mechanical)
21	GD3311	2	Pin, 7/8" x 3 1/8"
	G10457	4	Cotter Pin, 5/32" x 1 1/2"
22	G10108	2	Lock Nut, 3/8"-16
23	GD14534	-	Hose Clamp, 3/4" x 4" x 4 1/2"
24	GD7948	1	Shaft, 2 1/8" x 20"
	G10461	2	Cotter Pin, 3/8" x 3"
25	GD17046	1	Mount
26	G10581	1	Hex Head Cap Screw, 1/2"-13 x 2 1/4"
	G10111	1	Lock Nut, 1/2"-13
27	G10599	2	Carriage Bolt, 3/8"-16 x 1 1/4"
	G10622	2	Serrated Flange Nut, 3/8"-16
28	GD17061-01	2	Foam Seal (Vacuum Only)
29	GA11968	4	Flapper (Vacuum Only)
30	GD17106	4	Tube, 6" x 6" x 1/2" (Vacuum Only)
31	GD17105-01	4	Round Shaft, 1/4" x 6" (Vacuum Only)
32	G11214	16	Hex Socket Set Screw, 1/4"-20 x 3/4" (Vacuum Only)
	G10103	16	Hex Nut, 1/4"-20 (Vacuum Only)
33	---	-	(Vacuum Only) See "Vacuum Fan Mounting Brackets and Distribution Hoses" on page P41

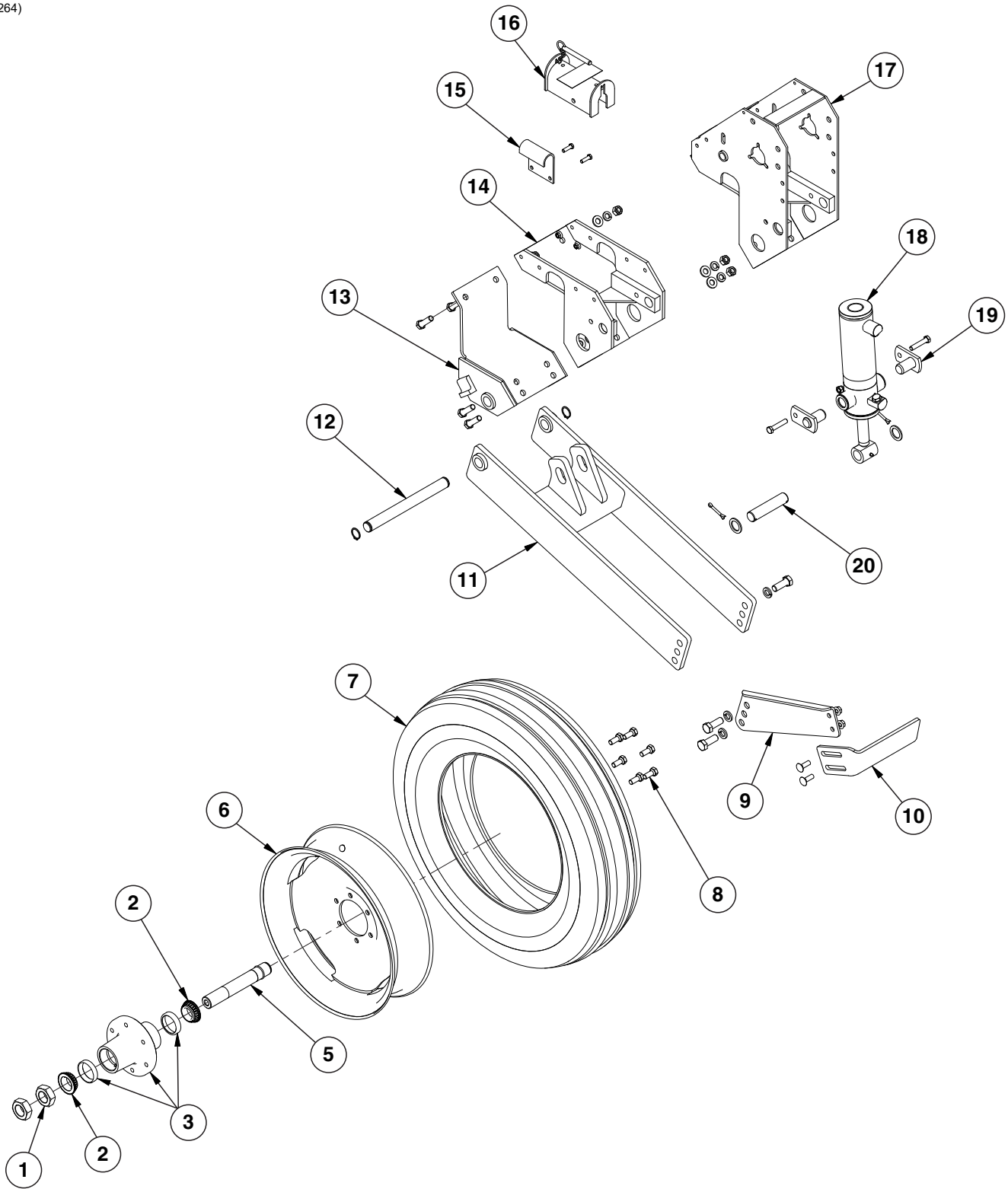
(EF76a)



ITEM	PART NO.	QTY.	DESCRIPTION
1	GD9762 G10463	4 8	Pin, 1" x 3½" Cotter Pin, ¼" x 1½"
2	GD5900-12	4	Sleeve, ⅜"
3	GD9591 G10463	2 8	Pin, 1" x 5¾" Cotter Pin, ¼" x 1½"
4	GD11177 G10463	2 8	Pin, 1" x 7¼" Cotter Pin, ¼" x 1½"
5	GD9589	2	Link
6	GA6800	2	Link
7	G6801-06-08 GR1037	4 -	Elbow W/O-Ring, 90°, ⅜"-18 Male JIC To ¾"-16 O-Ring O-Ring
8	*A1168	2	Hose Assembly, ¼" x 120"
9	---	-	See "Hydraulic Wing Fold Cylinder" on page P74
10	*A1106	2	Hose Assembly, ¼" x 130"
11	G10580 G10227 G10103	2 2 2	Hex Head Cap Screw, ¼"-20 x 3" Lock Washer, ¼" Hex Nut, ¼"-20
12	GD9699	1	Mounting Angle
13	G10064 G10227 G10103	2 2 2	Hex Head Cap Screw, ¼"-20 x 1" Lock Washer, ¼" Hex Nut, ¼"-20
14	---	-	See "Hydraulic System" on page P77
15	*A3180	2	Hose Assembly, ⅜" x 25"
16	G6400-06 GR1045	4 -	Connector W/O-Ring, ⅜"-18 Male JIC To O-Ring O-Ring
17	---	-	See "Hydraulic Wing Fold Cylinder" on page P74
18	G6400-08-06 GR1045	4 -	Connector W/O-Ring, ¾"-16 Male JIC To ⅜"-18 O-Ring O-Ring
19	G2406-08-06	2	Reducer, ¾"-16 Female JIC To ⅜"-18 Male JIC

* Hydraulic hose is not stocked by Kinze Repair Parts, but can be made available on a special order basis. Call for quote.

(IP1264)

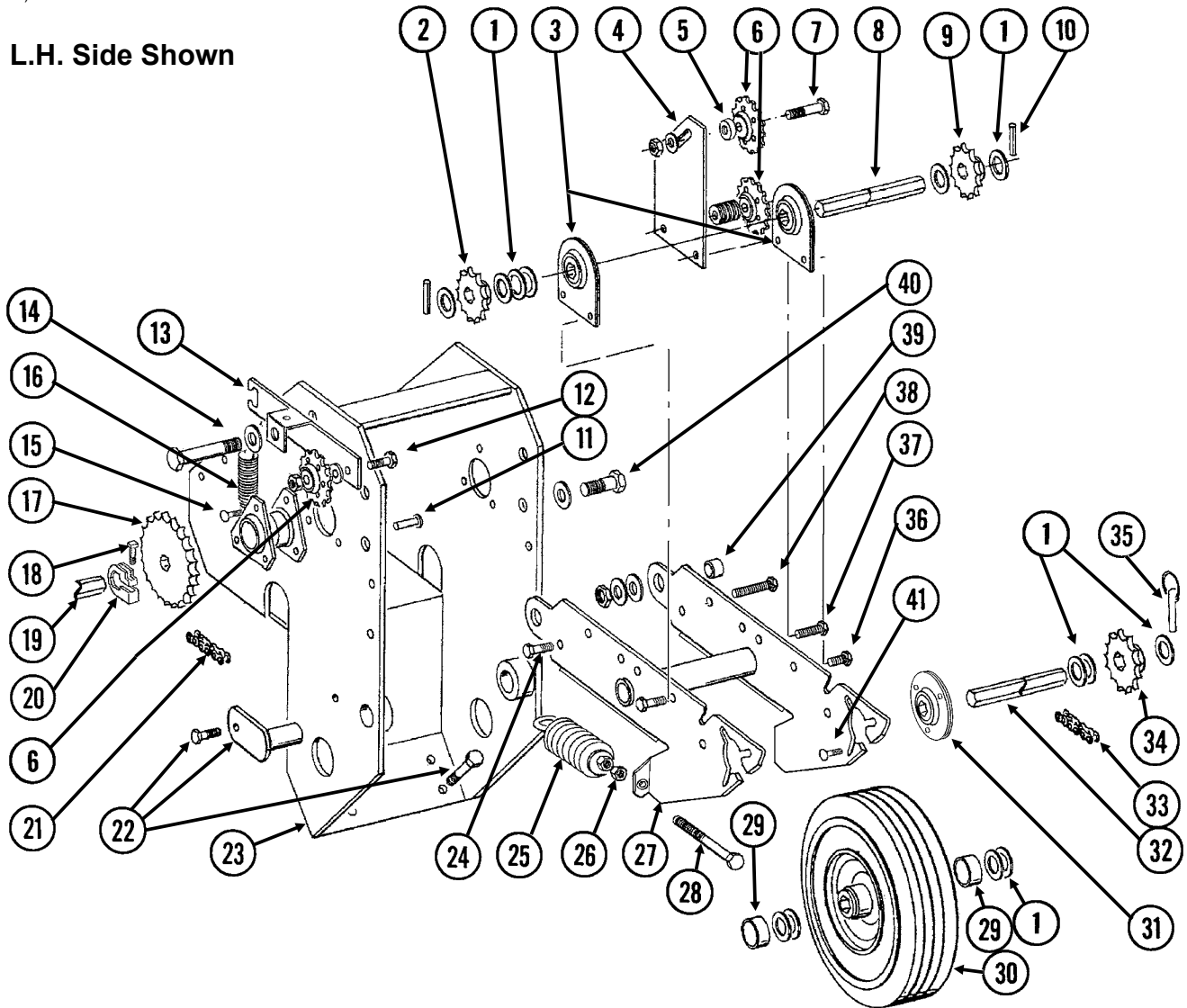


ITEM	PART NO.	QTY. (Per Assy.)	DESCRIPTION
1	G11081	2	Hex Jam Nut, 1½"-12, Grade 2
2	GA24825	2	Bearing
3	GA24826	1	Hub W/Cups, 6 Bolt
	GR0434	2	Cup
4	---	---	---
5	GA4376	1	Spindle W/Round External Retaining Ring, 10"
	GD11490	1	Round External Retaining Ring (Included W/GA4376)
6	GA14413	1	Rim, 5.50" x 20"
	GA7434	1	Valve Stem
7	GD13401	1	Tire, 7.50" x 20", 8 Ply Tubeless W/O Center Rib (Specify Brand*)
8	GR0270	6	Lug Bolt, 9/16"-18
9	GD20456	1	Short Scraper Arm
	G10026	3	Hex Head Cap Screw, ¾"-10 x 2"
	G10231	3	Lock Washer, ¾"
	G11314	1	Serrated Flange Nut, ¾"-10
10	GD34178	1	Slotted Scrapper
	G10636	2	Carriage Bolt, ½"-13 x 1½"
	G10071	2	Serrated Flange Nut, ½"-13
11	GA14349	1	Wheel Module
12	GD20461	1	Pin, 1¼" x 13"
	G11400	2	Retaining Ring, 1¼"
13	GA14348	1	Lower Half Clamp
	G10006	6	Hex Head Cap Screw, 5/8"-11 x 2¼"
	G11391	6	Flat Washer, 5/8", SAE
	G10230	6	Lock Washer, 5/8"
	G10104	6	Hex Nut, 5/8"-11
14	GA5122	1	Wheel Tower Clamp
	G10004	2	Hex Head Cap Screw, 3/8"-16 x 1¼"
	G11091	2	Serrated Flange Nut, 3/8"-16
15	GD7944	1	Lockup Mount
16	GA9870	1	Lockup W/Pin
	G10874	-	Detent Pin, ½" x 3½" Grip (Included W/GA9870)
17	GA8041	1	See "Contact Wheel and Arm Assembly" on page P55
18	---	1	See "Master Lift Cylinder" on page P69 See "Slave Lift Cylinder" on page P70 See "Assist Cylinder" on page P72
19	GA5121	2	Pin, 2½"
	G10053	2	Hex Head Cap Screw, ½"-13 x 2½"
	G10111	2	Lock Nut, ½"-13
20	GD5841	1	Pin, 1¼" x 5/8"
	G10460	2	Cotter Pin, ¼" x 2"
	G10159	4	Machine Bushing, 1¼", 10 Gauge (As Required)
A	GA24828	1	Hub and Spindle Assembly (Items 1-5)
B	GA14412	1	Tire and Rim Assembly (Items 6 and 7)

*Specific brand requests will be supplied only as available from current Kinze Repair Parts stock. If a specific brand requested is not in stock, the brand available will be supplied.

(EF38hh)

L.H. Side Shown



ITEM	PART NO.	QTY. (Per Assy.)	DESCRIPTION
1	G10233	-	Machine Bushing, 1", 10 Gauge
2	GA5105	1	Sprocket, 15 Tooth
3	GA2180	2	Hanger Bearing, 7/8" Hex Bore
4	GD11125	1	Bar
5	GD11158	1	Spacer, 3/4" O.D. x 9/16" Long (If Applicable)
	GD9229	2	Spacer, 1 1/4" O.D. x 1/2" Long (If Applicable)
6	GA7154	3	Sprocket W/Bearing, 18 Tooth
7	G10397	1	Hex Head Cap Screw, 1/2"-13 x 2 3/4"
	G10168	1	Machine Bushing, 1/2", 7 Gauge
	G10128	-	Machine Bushing, 1/2", 14 Gauge (As Required)
	G10111	1	Lock Nut, 1/2"-13
8	GD6825-12.75	1	Hex Shaft, 7/8" x 12 3/4" (2 Holes)
9	GA5107	1	Sprocket, 19 Tooth (Vacuum) (Shown)
	GA5114	1	Sprocket, 30 Tooth (Mechanical)
10	G10602	2	Spring Pin, 1/4" x 1 1/2"
11	G10478	1	Clevis Pin, 5/16" x 1"
	G10409	1	Retaining Ring, 5/16"

ITEM	PART NO.	QTY. (Per Assy.)	DESCRIPTION
12	G10017	1	Hex Head Cap Screw, 1/2"-13 x 1 1/2"
	G10128	1	Machine Bushing, 1/2", 14 Gauge
	G10501	1	Hex Jam Nut, 1/2"-13, Grade 2
13	GA9553	1	Idler W/Sprocket And Hardware, L.H.
	GA9554	1	Idler W/Sprocket And Hardware, R.H. (Shown)
	GA7154	-	Sprocket W/Bearing, 18 Tooth (Included W/GA9553 and GA9554)
	G10017	-	Hex Head Cap Screw, 1/2"-13 x 1 1/2" (Included W/GA9553 and GA9554)
	G10128	-	Machine Bushing, 1/2", 14 Gauge (Included W/GA9553 and GA9554)
	G10501	-	Hex Jam Nut, 1/2"-13, Grade 2 (Included W/GA9553 and GA9554)
14	G10013	1	Hex Head Cap Screw, 5/8"-11 x 3 1/2"
	G10036	1	Hex Head Cap Screw, 5/8"-11 x 4"
	G11391	1	Flat Washer, 5/8" SAE
	G10107	1	Lock Nut, 5/8"-11
	G10104	1	Hex Nut, 5/8"-11
15	G10303	-	Carriage Bolt, 5/16"-18 x 1"
	G10232	-	Lock Washer, 5/16"
	G10106	-	Hex Nut, 5/16"-18
16	GD5857	1	Spring
17	GA5202	1	Sprocket, 34 Tooth See "Point Row Clutch" on page P57 (If Applicable)
18	G10130	1	Square Head Machine Bolt, 5/16"-18 x 1 3/4"
	G10923	1	Flange Nut, 5/16"-18, No Serration
19	---	-	See "Seed Rate Transmission Assembly and Driveline" on page P61
20	GD11045	1	Lock Clamp
21	G3310-74	1	Chain, No. 40, 74 Pitch Including Connector Link
	GR0912	-	Connector Link, No. 40
22	---	-	See "Transport and Ground Drive Wheel Assembly" on page P51
23	GA8041	1	Wheel Tower
24	G10055	2	Hex Head Cap Screw, 5/8"-11 x 1 1/4" (Stop Bolt)
	G10107	2	Lock Nut, 5/8"-11
25	GA2068	2	Spring W/Plug
26	G10501	2	Hex Jam Nut, 1/2"-13, Grade 2
27	GA8042	1	Arm
28	G11232	2	Hex Head Cap Screw, 1/2"-13 x 4", Grade 5
29	GD11157	2	Spacer, 1 1/2" O.D. x 5/8" Long
30	GA5090	1	Tire And Rim Assembly (Specify Brand*)
	GD5753	-	Tire, 4.10" x 6" (Specify Brand*) (Included W/GA5090)
	GD5752	-	Inner Tube (Included W/GA5090)
31	GA9846	-	Flanged Bearing, 7/8" Hex Bore
32	GD6825-11.625	1	Hex Shaft, 7/8" x 11 5/8" (2 Holes)
33	G3310-91	1	Chain, No. 40, 91 Pitch Including Connector Link and Offset Link, Used With 15 And 19 Tooth Sprockets (Vacuum)
	G3310-102	-	Chain, No. 40, 102 Pitch including Connector Link (Mechanical)
	G3310-104	-	Chain, No. 40, 104 Pitch Including Connector Link, Used With 38 Tooth Sprocket
	GR0912	-	Connector Link, No. 40
34	GA5105	1	Sprocket, 15 Tooth (Vacuum or Half Rate (2 to 1) Drive)
	GA5107	-	Sprocket, 19 Tooth (Vacuum)
	GA11285	-	Sprocket, 38 Tooth (Vacuum)
	GA5114	-	Sprocket, 30 Tooth (Mechanical)
35	GD2558	1	Lynch Pin, 1/4"
36	G10004	3	Hex Head Cap Screw, 3/8"-16 x 1 1/4"
	G11091	3	Serrated Flange Nut, 3/8"-16
37	G10004	1	Hex Head Cap Screw, 3/8"-16 x 1 1/4"
	G10101	1	Hex Nut, 3/8"-16
38	G10053	1	Hex Head Cap Screw, 1/2"-13 x 2 1/2"
	G10128	-	Machine Bushing, 1/2", 14 Gauge (As Required)
	G10111	1	Lock Nut, 1/2"-13
39	GB0218	2	Bushing, 2 1/32" I.D. x 7/8" O.D. x 1 9/32" Long


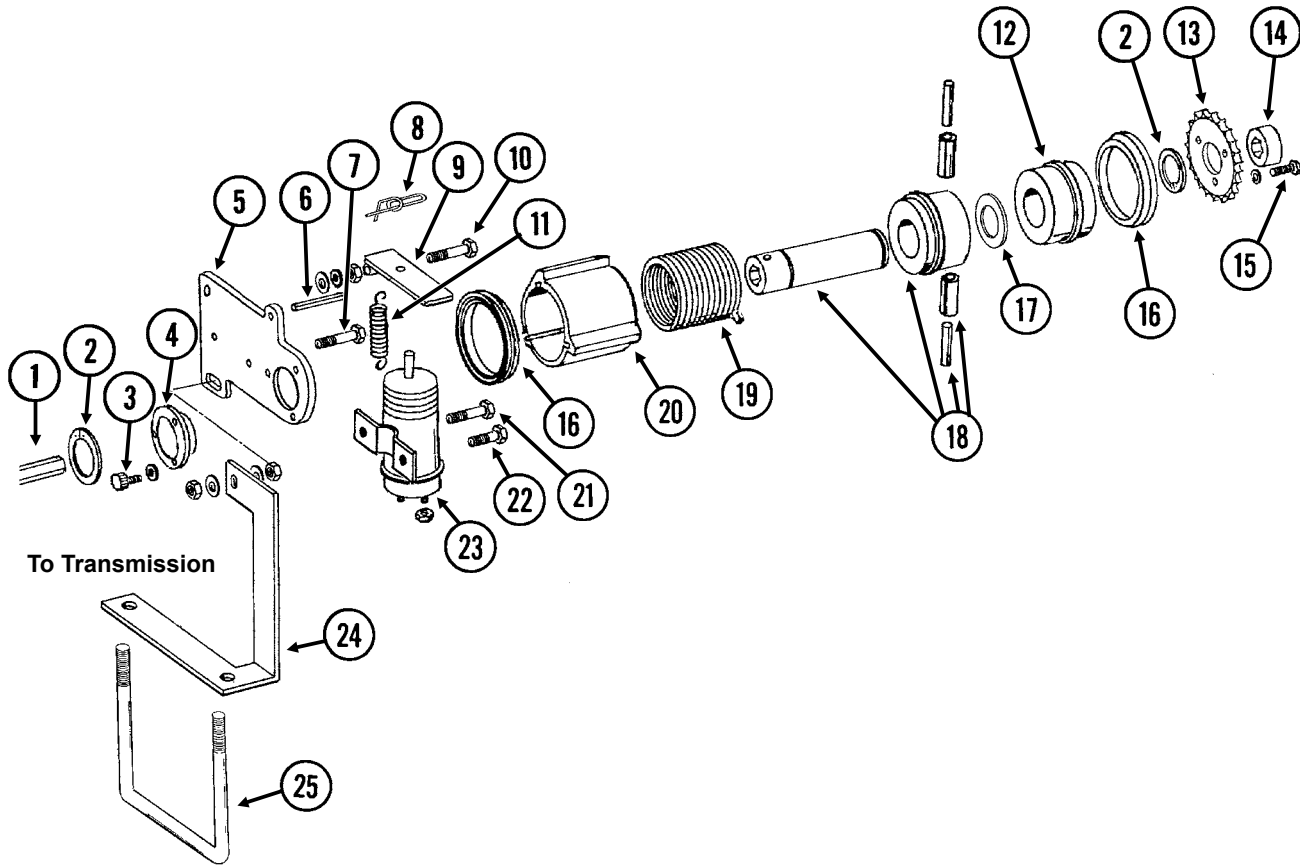
ITEM	PART NO.	QTY. (Per Assy.)	DESCRIPTION
40	G10751	2	Hex Head Cap Screw, 5/8"-18 x 1 3/4"
	G10235	6	Machine Bushing, 7/8", 14 Gauge
	G11391	2	Flat Washer, 5/8" SAE
	G10412	2	Lock Nut, 5/8"-18
41	G10303	6	Carriage Bolt, 5/16"-18 x 1"
	G10620	6	Serrated Flange Nut, 5/16"-18

***Specific brand requests will be supplied only as available from current Kinze Repair Parts stock. If a specific brand requested is not in stock, the brand available will be supplied. Different brand tires may have different diameters. Change in tire brands may affect rates. Field checks are recommended after any change in contact tires.**

This page left blank intentionally.

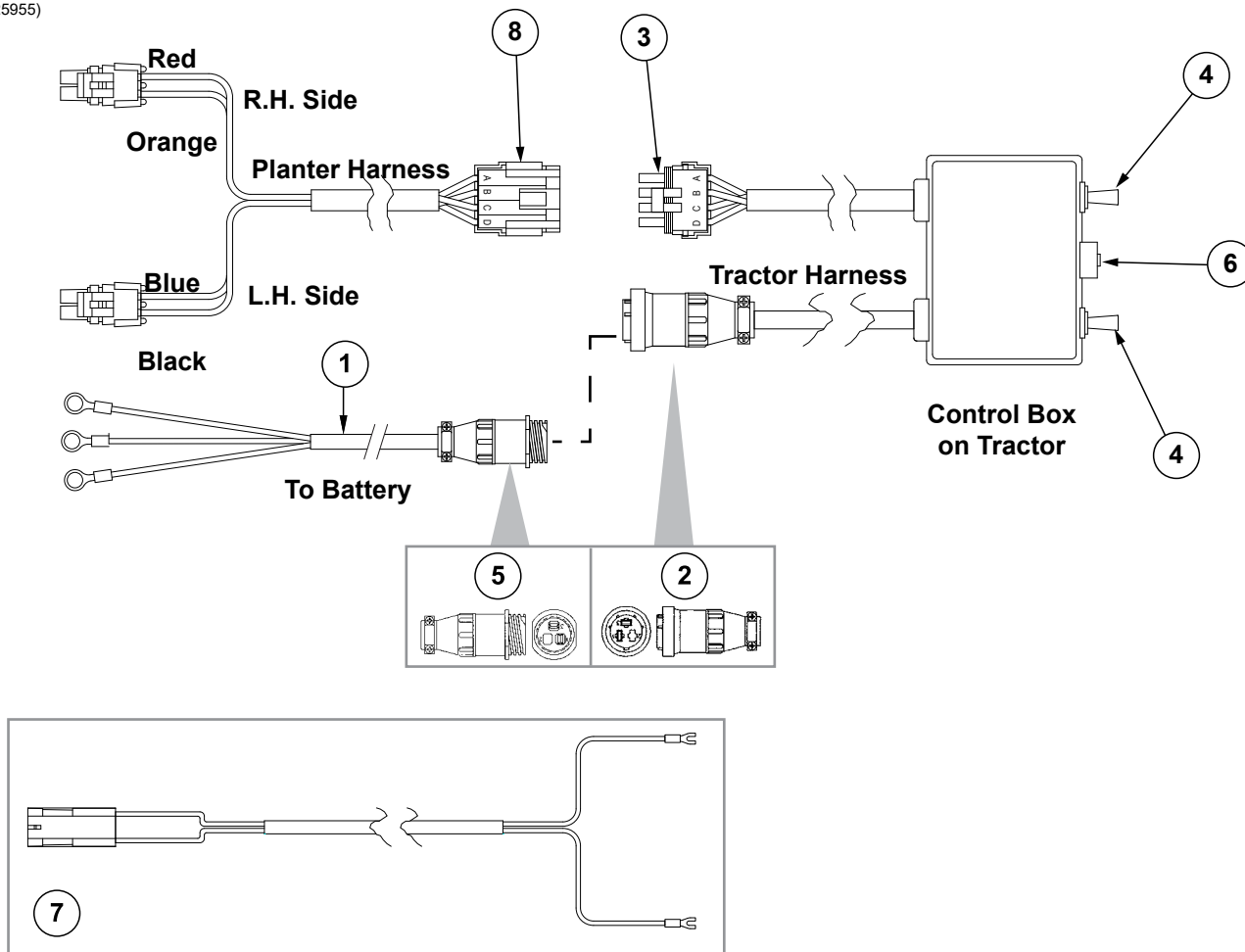
(EF40f)

L.H. Side Shown



ITEM	PART NO.	QTY. (Per Assy.)	DESCRIPTION
1	---	-	See "Seed Rate Transmission Assembly and Driveline" on page P61
2	G10496	2	External Inverted Snap Ring, 1½"
3	G10253	3	Hex Socket Head Screw, No. 10-32 x ½"
	G10257	3	Lock Washer, No. 10
4	GD9667	1	Bushing
5	GD10103	1	Mounting Plate
6	G10859	1	Spring Pin, ⅜" x 2¼"
7	G10325	1	Hex Head Cap Screw, ⅜"-16 x 2¾"
	G11387	2	Flat Washer, ⅜" SAE
	G10101	2	Hex Nut, ⅜"-16
8	GD11120	1	Rue Ring Cotter, ⅝"
9	GD30902	1	Actuator Arm
10	G10049	1	Hex Head Cap Screw, ⅜"-16 x 2½"
	G10101	1	Hex Nut, ⅜"-16
	G11387	1	Flat Washer, ⅜" SAE
	G10229	2	Lock Washer, ⅜"
	G10497	1	Hex Jam Nut, ⅜"-16, Grade 2
11	GD10123	1	Spring
12	GD10104	1	Input Hub
13	GD10525	1	Sprocket, 34 Tooth
14	GD10200	1	Sleeve, ¾" Long
15	G10023	3	Hex Head Cap Screw, ¼"-20 x ¾"
	G10227	3	Lock Washer, ¼"
16	GD14512	2	V-Ring Seal
17	GD14513	1	Felt Washer
18	GA7137	1	Hub/Sleeve Assembly W/Spring Pins
	G11934	2	Coiled Spring Pin, ¼" x 1" (Included W/GA7137)
19	GD9672	1	Spring, R.H.
	GD9671	-	Spring, L.H.
20	GD30903	1	Stop Collar
21	G10900	1	Hex Socket Head Cap Screw, ¼"-20 x 1¾", Grade 8
	G10227	1	Lock Washer, ¼"
	G10103	2	Hex Nut, ¼"-20
22	G10023	1	Hex Head Cap Screw, ¼"-20 x ¾"
	G10227	1	Lock Washer, ¼"
	G10103	1	Hex Nut, ¼"-20
23	GA8393	1	Solenoid Complete
	GR1306	1	Snap Ring (Included W/GA8393)
	GR1303	1	Spring (Included W/GA8393)
	GR1304	1	Boot (Included W/GA8393)
	GR1305	1	Plunger (Included W/GA8393)
24	GD10528	-	Bracket, R.H. (Shown)
	GD10529	1	Bracket, L.H.
25	GD7145	1	U-Bolt, 7" x 7" x ½"-13
	G10111	2	Lock Nut, ½"-13
26	GA10054	1	Ground Cable, Green
A	GA7418	-	Point Row Clutch Assembly, R.H. (R.H. Side Of Machine) (Items 2-6, 8-13, 15-23, And 26)
B	GA7417	-	Point Row Clutch Assembly, L.H. (L.H. Side Of Machine) (Items 2-6, 8-13, 15-23, And 26)

(A25955)

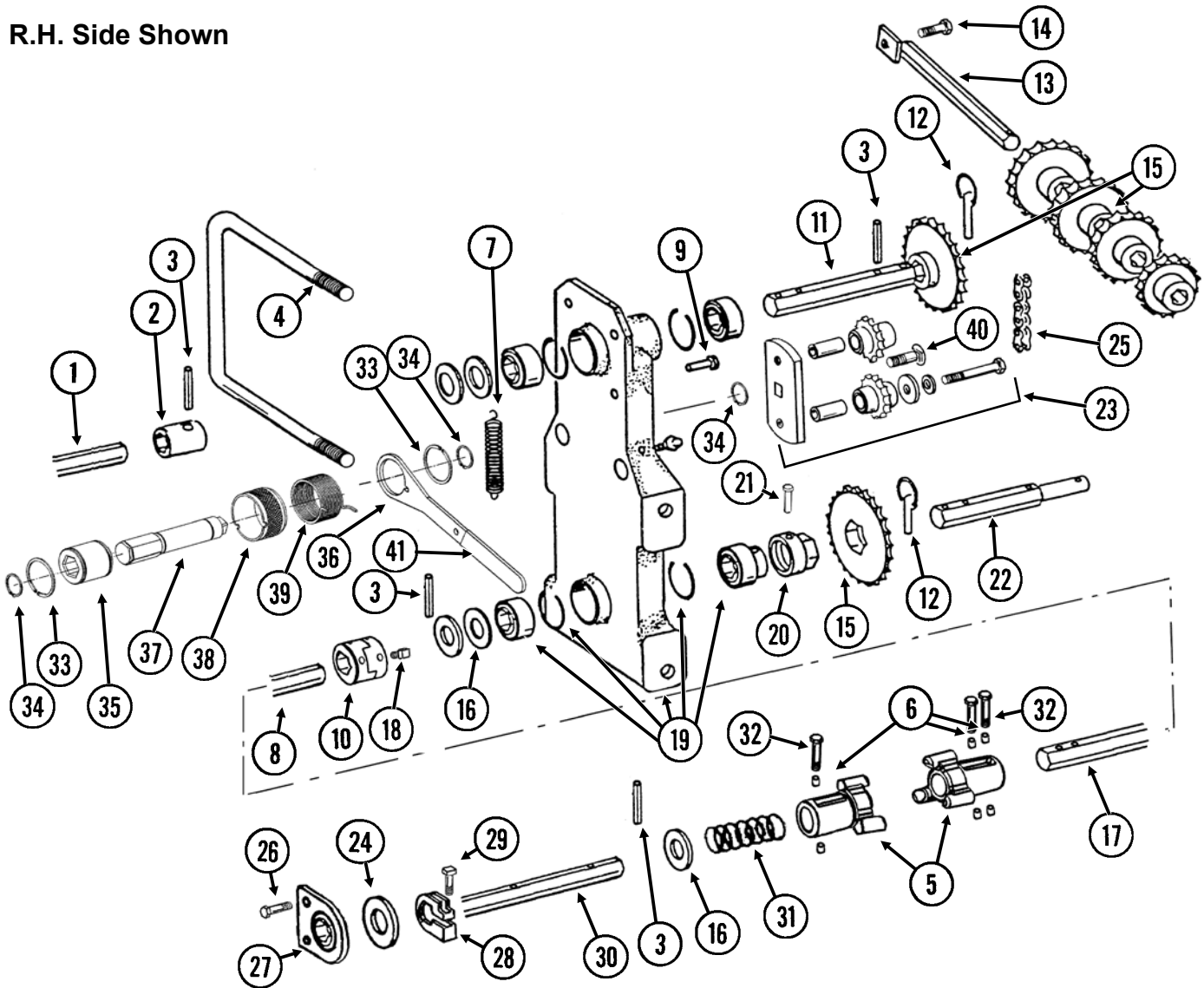


ITEM	PART NO.	QTY. (Per Assy.)	DESCRIPTION
1	GA17547	1	Power Adapter Cable
2	G1K268	-	Console Cable Connector Kit, Includes: (1) 3-Pin Connector, (1) Cable Clamp, (1) Lock Ring, (3) Female Terminal Pins
3	GA25528 GA8329	1 -	Harness W/4-Pin Connector, 152" 4-Pin Connector W/Male Housing, 4 Seals And 4 Socket Contacts (Included W/ GR1447)
4	GA7144	2	Two Position Switch
5	---	---	---
6	GA7165	1	Circuit Breaker, 12 Amp
7	GA25526	2	Control Box Harness
8	GA25529 GA8328	1 -	Harness 4-Pin Connector W/Female Housing, 4 Seals and 4 Pin Contacts (Included W/ GA25863)
A	GA25954	-	Control Box Assembly (Items 4, 6, and 8)

This page left blank intentionally.

(EF45h)

R.H. Side Shown



ITEM	PART NO.	QTY. (Per Assy.)	DESCRIPTION
1	GD0914-20	2	Hex Shaft, 7/8" x 20" (No Holes), 12 Row 30"
2	GD5961	1	Coupler, 2 1/4"
3	G10602	-	Spring Pin, 1/4" x 1 1/2"
4	GD1114	1	U-Bolt, 7" x 7" x 5/8"-11
	G10230	2	Lock Washer, 5/8"
	G10104	2	Hex Nut, 5/8"-11
5	GB0283	2	Coupler
6	GD11395	6	Bushing, 1/2"
7	GD5857	1	Spring
8	GD12616-78	2	Hex Shaft, 7/8" x 78" (2 Holes), 12 Row 30"
9	G10478	1	Clevis Pin, 5/16" x 1"
	G10409	1	Retaining Ring, 5/16"
10	GB0287	2	Coupler
11	GD5835	1	Shaft, 7/8" x 7"
12	GD2558	3	Lynch Pin, 1/4"

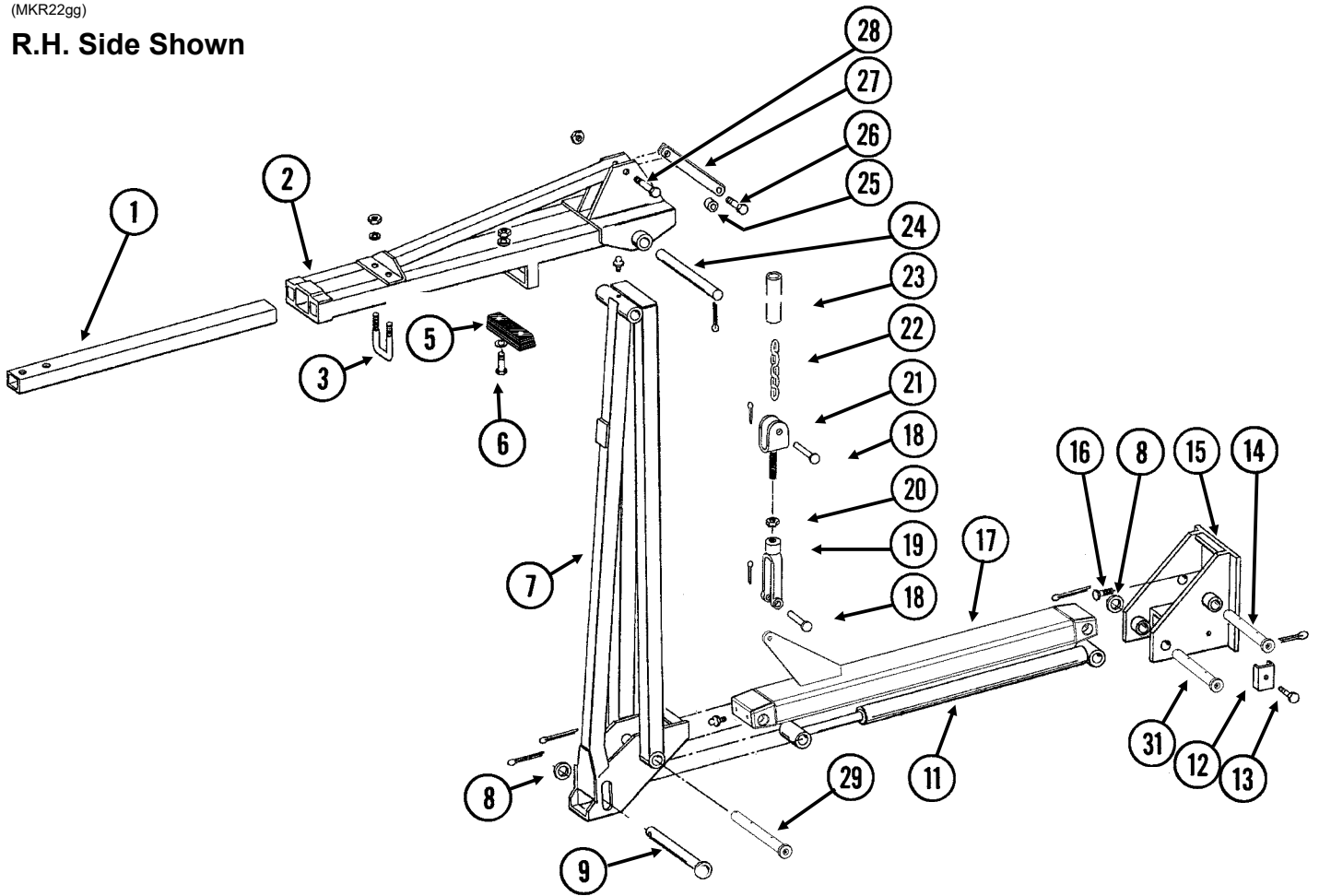
ITEM	PART NO.	QTY. (Per Assy.)	DESCRIPTION
13	GA7482	1	Sprocket Storage Rod (Vacuum)
	GA5146	1	Sprocket Storage Rod (Mechanical)
14	G10017	1	Hex Head Cap Screw, 1/2"-13 x 1 1/2"
	G10527	1	Lock Washer, 1/2", Internal/External
	G10111	1	Lock Nut, 1/2"-13
15	GA5105	1	Sprocket, 15 Tooth
	GA5106	1	Sprocket, 17 Tooth
	GA5107	1	Sprocket, 19 Tooth
	GA5108	2	Sprocket, 23 Tooth
	GA5109	1	Sprocket, 24 Tooth
	GA5110	1	Sprocket, 25 Tooth
	GA5111	1	Sprocket, 26 Tooth
	GA5112	1	Sprocket, 27 Tooth
	GA5113	1	Sprocket, 28 Tooth
16	G10233	4	Machine Bushing, 1", 10 Gauge
17	GD11393-78	2	Hex Shaft, 7/8" x 78" (3 Holes), 12 Row 30"
18	G10131	4	Square Head Set Screw, 5/16"-18 x 3/4"
19	GA5629	1	Transmission Plate W/Bearings, Grease Fittings And Retaining Rings
	GA5116	3	Bearing, 7/8" Hex Bore, Cylindrical (Included W/GA5629)
	GA5624	1	Special Bearing, 7/8" Hex Bore x 1.6" (Included W/GA5629)
	GD6551	4	Ring (Included W/GA5629)
	G10640	-	Grease Fitting, 1/4"-28 (Included W/GA5629)
20	GD7127	1	Shear Coupler
21	G10821	1	Clevis Pin, 3/16" x 2"
	G10455	-	Cotter Pin, 1/16" x 1/2"
22	GD7822	1	Shaft, 7/8" x 7"
23	GA7336	1	Idler W/Bolt-On Sprockets
	GD7426	-	Sprocket, 12 Tooth (Included W/GA7336)
	GD1026	-	Sleeve, 1 3/16" Long (Included W/GA7336)
	G11387	-	Flat Washer, 3/8" SAE (Included W/GA7336)
	G10229	-	Lock Washer, 3/8" (Included W/GA7336)
	G10047	-	Hex Head Cap Screw, 3/8"-16 x 1 3/4" (Included W/GA7336)
	G11396	1	Flat Washer, 1 1/4"
24	G3310-80	1	Chain, No. 40, 80 Pitch Including Connector Link
	GR0912	-	Connector Link, No. 40
25	G10004	-	Hex Head Cap Screw, 3/8"-16 x 1 1/4"
	G10229	-	Lock Washer, 3/8"
	G10101	1	Hex Nut, 3/8"-16
26	GA2180	2	Hanger Bearing, 7/8" Hex Bore
27	GD11045	-	Lock Clamp
	G10130	-	Square Head Machine Bolt, 5/16"-18 x 1 3/4"
28	G10923	-	Flange Nut, 5/16"-18, No Serration
	GD11394-79	1	Hex Shaft, 7/8" x 79" (2 Holes), L.H., 12 Row 30"
29	GD11394-90	-	Hex Shaft, 7/8" x 90" (2 Holes), R.H., 12 Row 30"
	GD2962	2	Spring
30	G10880	3	Hex Head Cap Screw, 1/4"-20 x 2 1/4"
	G10110	3	Lock Nut, 1/4"-20, Grade B
31	G10496	2	External Inverted Snap Ring, 1 1/2"
32	G11075	3	External Inverted Snap Ring, 7/8"
33	GD14432	1	Sleeve, 1 1/4"
34	GD14431	1	Handle
35	GD14427	1	Tightener Shaft, 4 7/8"
36	GD19343	1	Release Collar, R.H. (Shown)
	GD19344	-	Release Collar L.H.

ITEM	PART NO.	QTY. (Per Assy.)	DESCRIPTION
39	GD14413	-	Torsion Spring, L.H. (Shown)
	GD14414	1	Torsion Spring, R.H.
40	G11100	1	Hex Socket Button Head Cap Screw, 1/4"-20 x 1/2", Grade 8
	G10227	1	Lock Washer, 1/4"
	G11453	1	Fender Washer, 1/4"
41	G11078	1	Vinyl Cap
A	G1K378	1	Wrap Spring Wrench Replacement Kit, Blue Collar, R.H. (Items 33-41) (Shown)
	G1K379	-	Wrap Spring Wrench Replacement Kit, Gray Collar, L.H. (Items 33-41)

This page left blank intentionally.

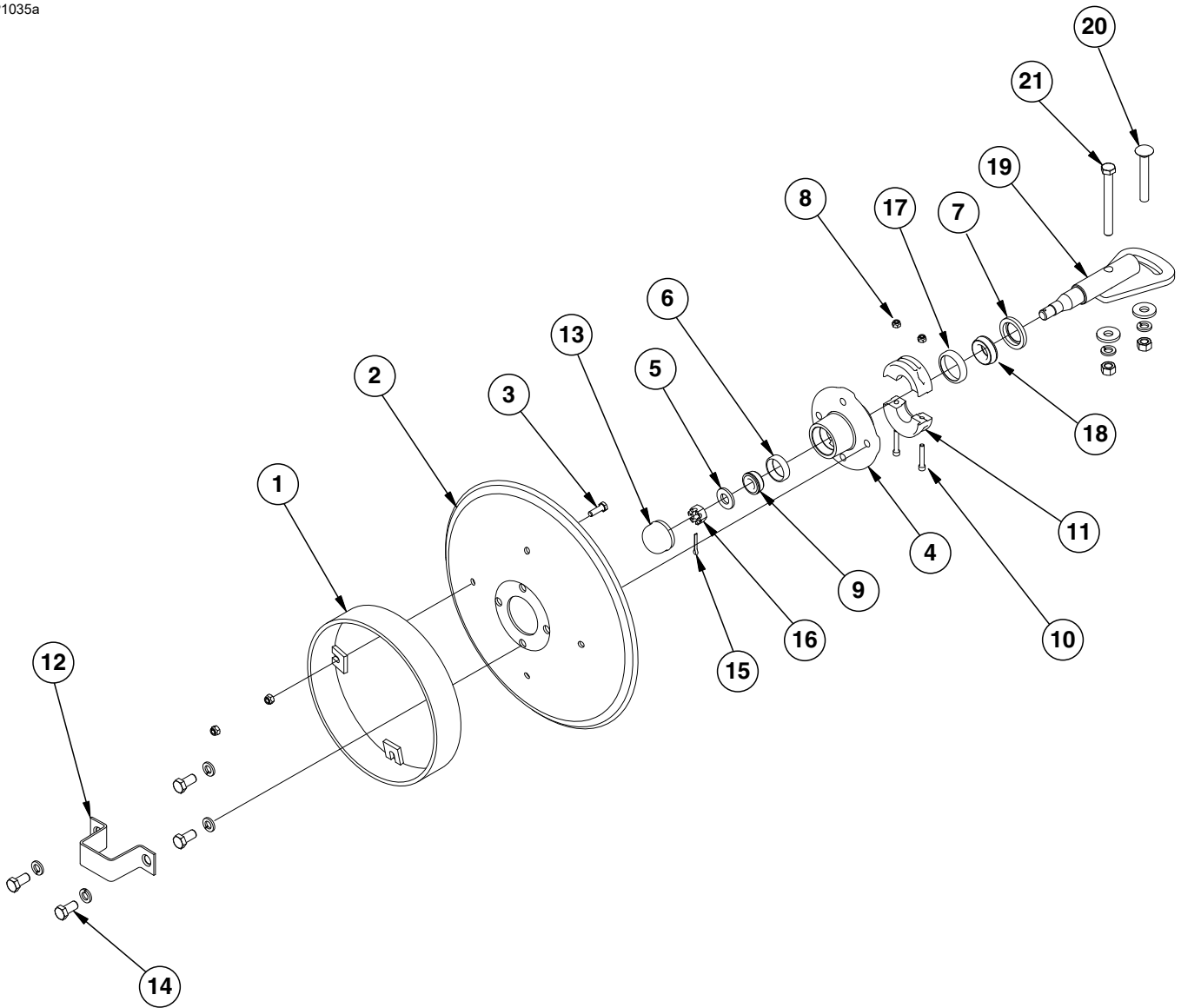
(MKR22gg)

R.H. Side Shown



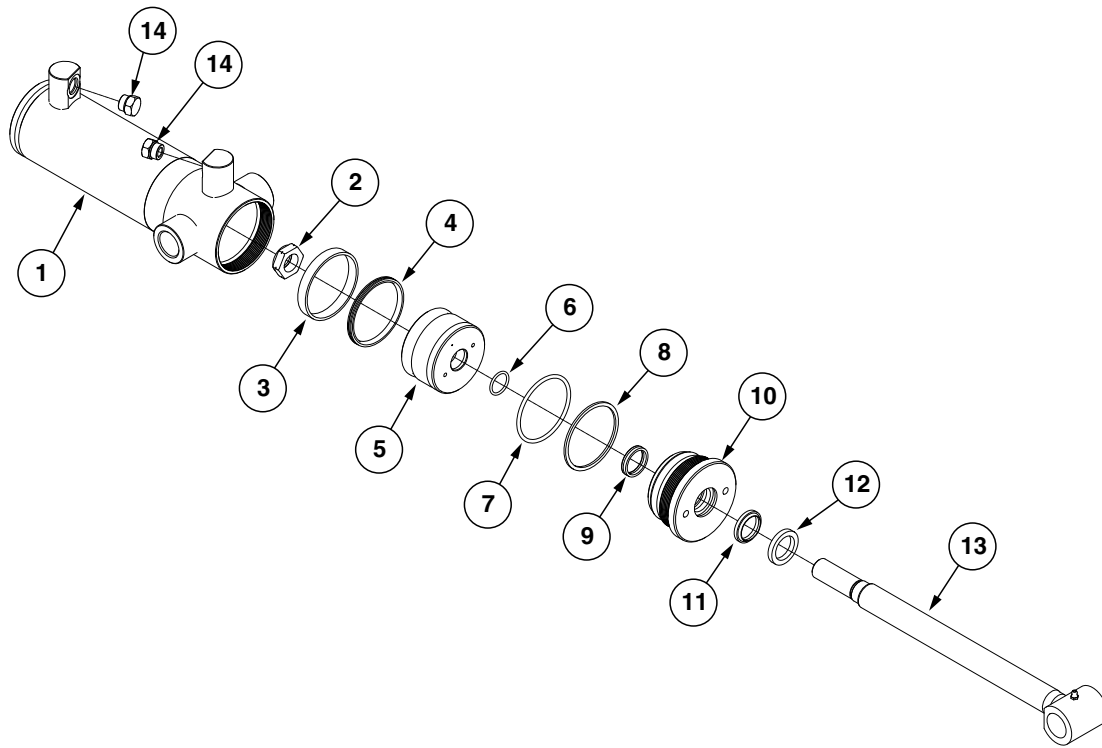
ITEM	PART NO.	QTY. (Per Assy.)	DESCRIPTION
1	GD0453-03	1	Extension Tube, 50", 12 Row 30"
2	GA8075	1	Arm, Third Stage, 35", 12 Row 30"
3	GD2721	1	U-Bolt, 2" x 2" x 1/2"-13
	G10228	2	Lock Washer, 1/2"
	G10102	2	Hex Nut, 1/2"-13
4	---	-	---
5	GA9145	1	Molded Stop, 6 1/4" Long
6	G10047	2	Hex Head Cap Screw, 3/8"-16 x 1 3/4"
	G10809	-	Hex Head Cap Screw, 3/8"-16 x 3 1/4"
	G11387	2	Flat Washer, 3/8" SAE
	G10108	2	Lock Nut, 3/8"-16
7	GA8076	1	Arm W/Grease Fitting, Second Stage, 72", 12 Row 30"
	G10641	-	Grease Fitting, 1/8" NPT (Included W/GA8076)
8	G10159	-	Washer, 1 7/8"
9	GD15386	2	Pin, 1 1/4" x 7 5/8"
	G10460	2	Cotter Pin, 1/4" x 2"
10	GD21142	-	Marker Pin, 1 1/4" x 1 3/16"
	G10640	-	Grease Fitting, 1/4"-28
	G11400	-	Retaining Ring, 1 1/4"
	G10460	1	Cotter Pin, 1/4" x 2"
11	---	-	See "Row Marker (Cushion) Cylinder" on page P73
12	GD5875	1	Hose Clamp, 9/16" x 2 1/2" x 2"
13	G10003	1	Hex Head Cap Screw, 3/8"-16 x 1 1/2"
	G10108	1	Lock Nut, 3/8"-16
14	GD21143	-	Marker Pin, 1 1/4" x 9 1/2"
	G10640	-	Grease Fitting, 1/4"-28
	G11400	-	Retaining Ring, 1 1/4"
	G10460	1	Cotter Pin, 1/4" x 2"
15	GA8073	1	Mount
16	G10879	4	Flanged 12 Point Bolt, 5/8"-11 x 2", Special Hardened
	G10230	2	Lock Washer, 5/8"
	G10104	2	Hex Nut, 5/8"-11
17	GA11592	-	Arm, First Stage
	GD11751	-	Steel Bushing, 1" Wide (Included W/GA11592)
18	G10560	2	Clevis Pin, 1/2" x 1 3/4"
	G10451	-	Cotter Pin, 1/8" x 1"
19	GD8218	1	Yoke
20	G10503	1	Hex Jam Nut, 5/8"-11, Grade 2
21	GD11115	1	Plain Yoke
22	G3302-07	1	Coil Chain, No. 9/0, 28 Links, 12 Row 30"
23	GD10674-02	1	Chain Cover, 56", 12 Row 30"
24	GD2697	1	Pin, 7/8" x 11"
	G10463	2	Cotter Pin, 1/4" x 1 1/2"
25	GD2971-11	1	Sleeve, 1 7/8" Long
26	G10049	1	Hex Head Cap Screw, 3/8"-16 x 2 1/2"
	G11387	1	Flat Washer, 3/8"
	G10108	1	Lock Nut, 3/8"-16
27	GA8072	1	Linkage, 10"
28	G10862	1	Hex Head Cap Screw, 5/8"-11 x 3 1/4"
	G10107	2	Lock Nut, 5/8"-11

IP1035a



ITEM	PART NO.	QTY. (Per Assy.)	DESCRIPTION
1	GA5853	1	Depth Band
2	GD0746	1	Disc Blade, Solid, 16" (Shown)
	GD10283	-	Disc Blade, Notched, 16" (Optional)
3	G10019	4	Hex Head Cap Screw, 5/16"-18 x 1"
	G10109	4	Lock Nut, 5/16"-18, Grade 8
4	GA26876	1	Hub W/Cups, 4 Bolt (Includes Items 6 and 17)
	GB1225	1	Hub, 4 Bolt (Included W/GA26876)
5	G11391	1	Flat Washer, 5/8" SAE
6	GR0151	1	Outer Cup
7	GD21540	1	Grease Seal
8	G10110	2	Lock Nut, 1/4"-20, Grade B
9	GA0257	1	Bearing
10	G11418	2	Hex Socket Head Cap Screw, 1/4"-20 x 1 1/2"
11	GB0554	2	Hub Shield
12	GD2597	1	Retainer
13	GD0840	1	Dust Cap
14	G10722	4	Hex Head Cap Screw, 1/2"-20 x 1"
	G10228	4	Lock Washer, 1/2"
15	G10544	1	Cotter Pin, 5/32" x 1"
16	G10725	1	Slotted Hex Nut, 5/8"-18
17	GR0150	1	Inner Cup
18	GA0245	1	Bearing
19	GA15151	1	Spindle
20	G10844	1	Carriage Bolt, 1/2"-13 x 3 1/2"
	G10168	1	Machine Bushing, 1/2", 7 Gauge
	G10228	1	Lock Washer, 1/2"
	G10102	1	Hex Nut, 1/2"-13
21	G10045	1	Hex Head Cap Screw, 1/2"-13 x 4 1/2"
	G10168	2	Machine Bushing, 1/2", 7 Gauge
	G10228	2	Lock Washer, 1/2"
	G10102	2	Hex Nut, 1/2"-13
A	GA26909	-	Hub And Spindle Assembly, (Items 4-7, 9, and 12-19)

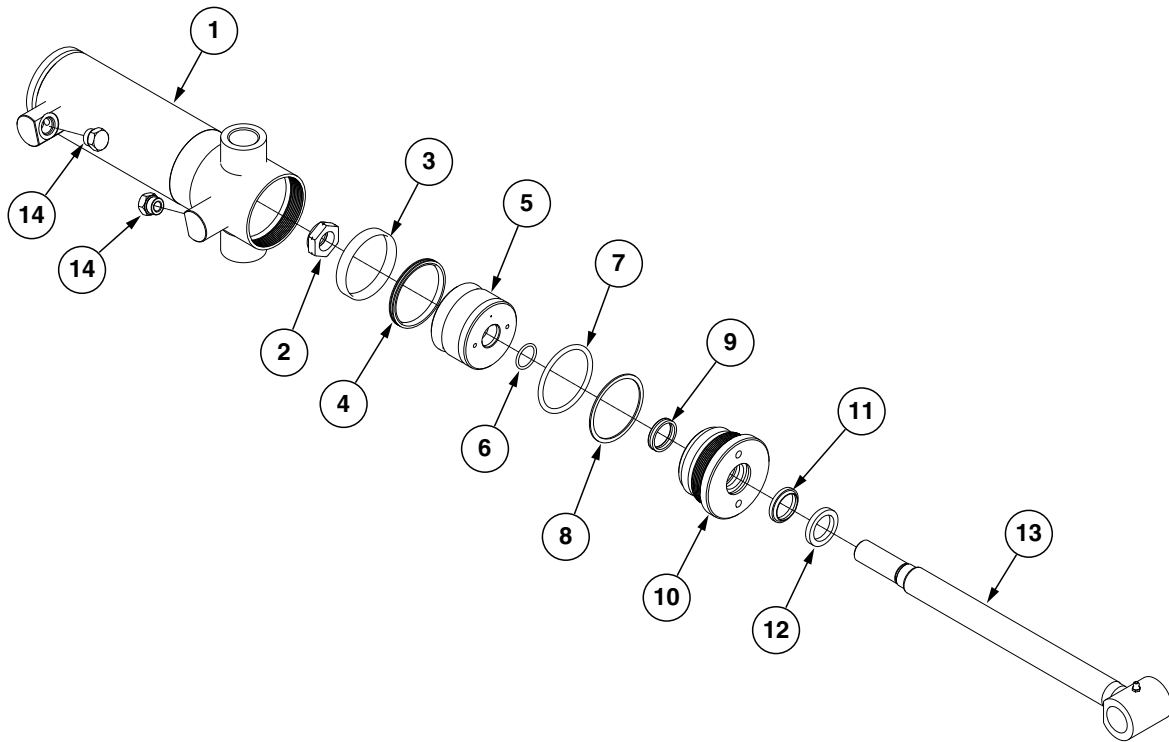
(IP1523)



ITEM	PART NO.	QTY.	DESCRIPTION
1	A4295	1	Barrel (Non-Stock Item)
2	GD27235	1	Nylon Lock Nut, 1"-14, Grade 8
3	*D12056	1	Wear Ring
4	*A26168	1	BP Seal
5	GA21112	1	Piston
6	*D29649	1	O-Ring, No. 215
7	*D12231	1	O-Ring, No. 338
8	*D12232	1	BU Ring
9	*D12251	1	U-Cup
10	GD12507	1	Gland
11	*D12210	1	Wiper
12	GD12102	1	Ring
13	GA21106	1	Rod
14	G6408-08	2	Plug W/O-Ring, 3/4"-16 O-Ring
	GR1037	-	O-Ring
A	GA21111	-	Cylinder Complete, 3½" x 8" (Part Number Stamped On Barrel)
B	GR2228	-	Seal Kit, Includes: (1) Wiper, (3) O-Rings, (1) BU Ring, (1) BP Seal, (1) Wear Ring, (1) U-Cup

*Item is part of seal kit, item can not be purchased individually.

(IP1524)

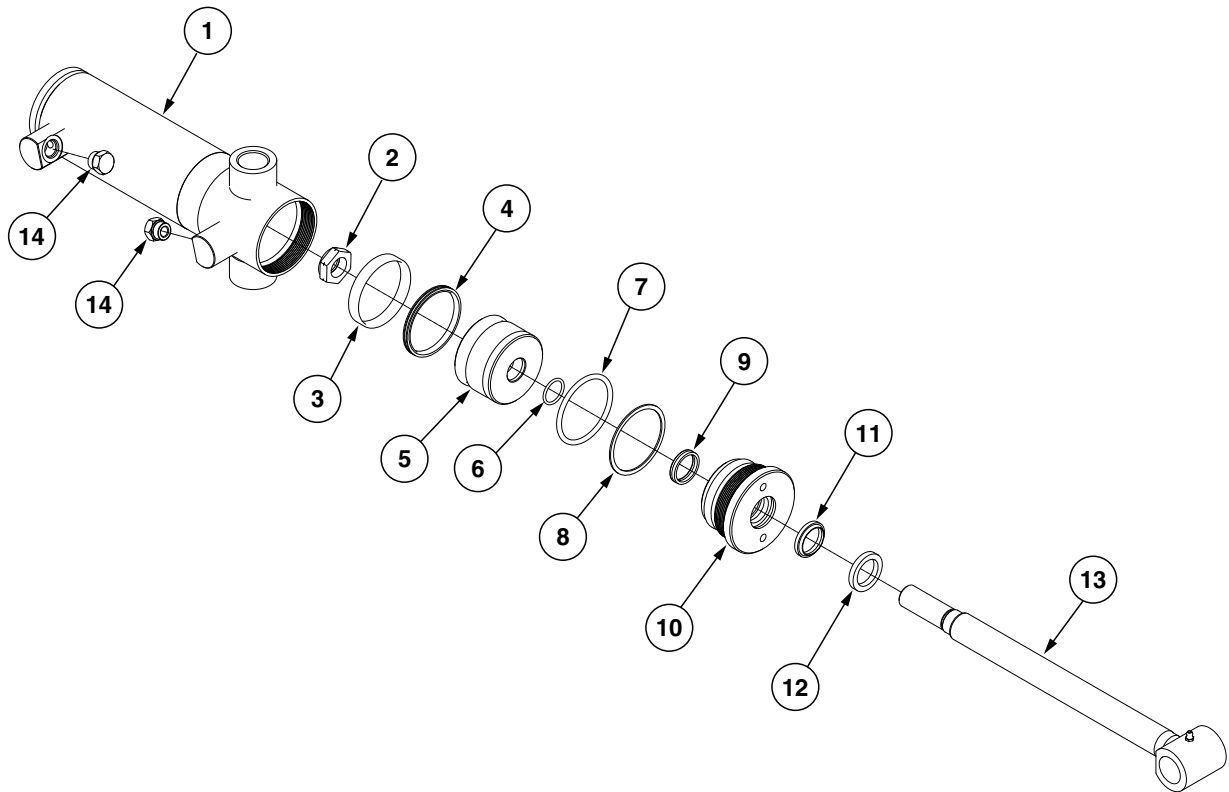


ITEM	PART NO.	QTY.	DESCRIPTION
1	A7538	1	Barrel (Non-Stock Item)
2	GD27235	1	Nylon Lock Nut, 1"-14, Grade 8
3	*D12038	1	Wear Ring
4	*A26167	1	BP Seal
5	GA21105	1	Piston
6	*D29649	1	O-Ring, No. 215
7	*D12227	1	O-Ring, No. 336
8	*D12228	1	Back-Up Ring
9	*D12251	1	U-Cup
10	GD12505	1	Gland
11	*D12210	1	Wiper
12	GD12102	1	Ring
13	GA21106	1	Rod
14	G6408-08	2	Plug W/O-Ring, 3/4"-16 O-Ring
	GR1037	-	O-Ring
A	GA21104	-	Cylinder Complete, 3 1/4" x 8" (Part Number Stamped On Barrel)
B	GR2225	-	Seal Kit, Includes: (1) Wiper, (1) U-Cup, (3) O-Rings, (1) BU Ring, (1) T-Seal, (1) Wear Ring

*Item is part of seal kit, item can not be purchased individually.

This page left blank intentionally.

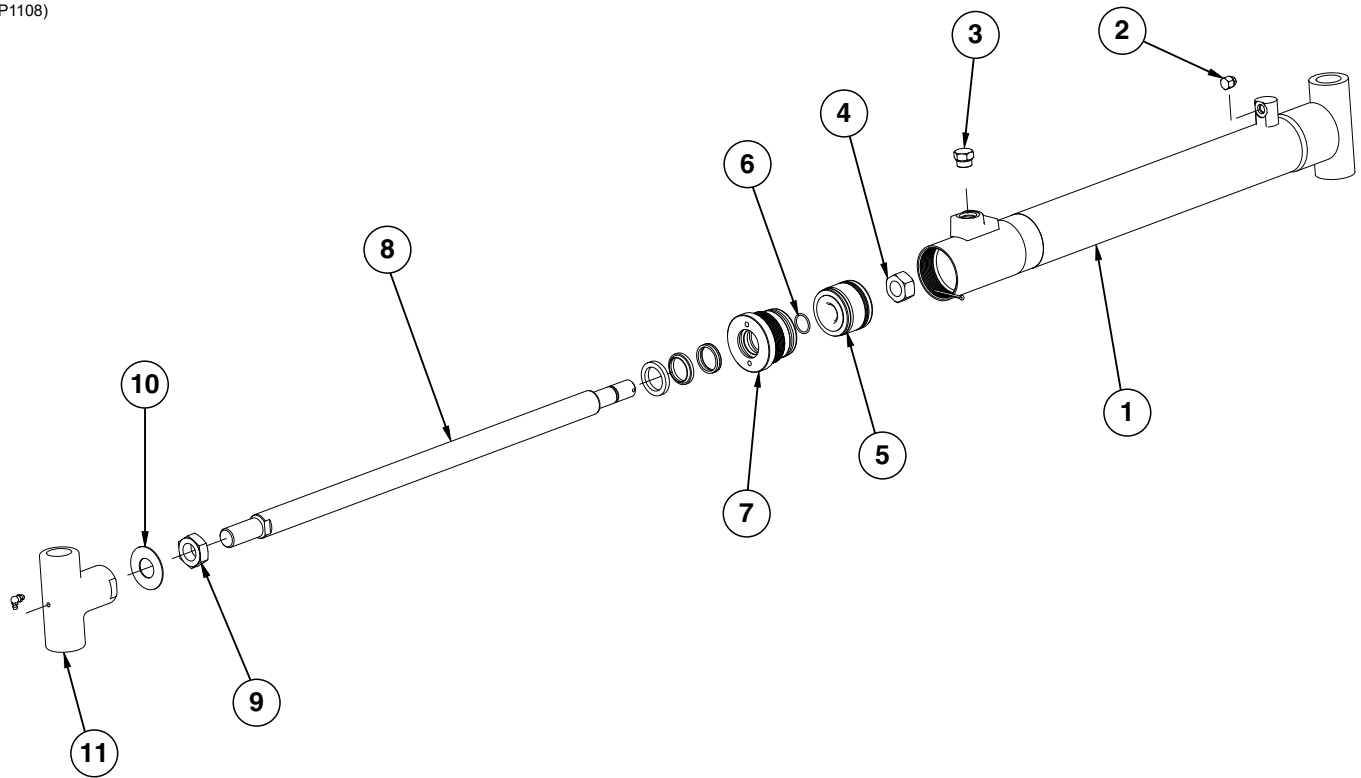
(IP1526)



ITEM	PART NO.	QTY.	DESCRIPTION
1	A7538	1	Barrel (Non-stock Item)
2	GD27235	1	Nylon Lock Nut, 1"-14, Grade 8
3	*D12038	1	Wear Ring
4	*A26167	1	BP Seal
5	GD30388	1	Piston
6	*D29649	1	O-Ring, No. 215
7	*D12227	1	O-Ring, No. 336
8	*D12228	1	Back-Up Ring
9	*D12251	1	U-Cup
10	GD12505	1	Gland
11	*D12210	1	Wiper
12	GD12102	1	Ring
13	GA21106	1	Rod
14	G6408-08	2	Plug W/O-Ring, 3/4"-16 O-Ring
	GR1037	-	O-Ring
A	GA21109	-	Cylinder Complete, 3 1/4" x 8" (Part Number Stamped On Barrel)
B	GR2225	-	Seal Kit, Includes: (1) Wiper, (1) U-Cup, (3) O-Rings, (1) BU Ring, (1) BP Seal, (1) Wear Ring

*Item is part of seal kit, item can not be purchased individually.

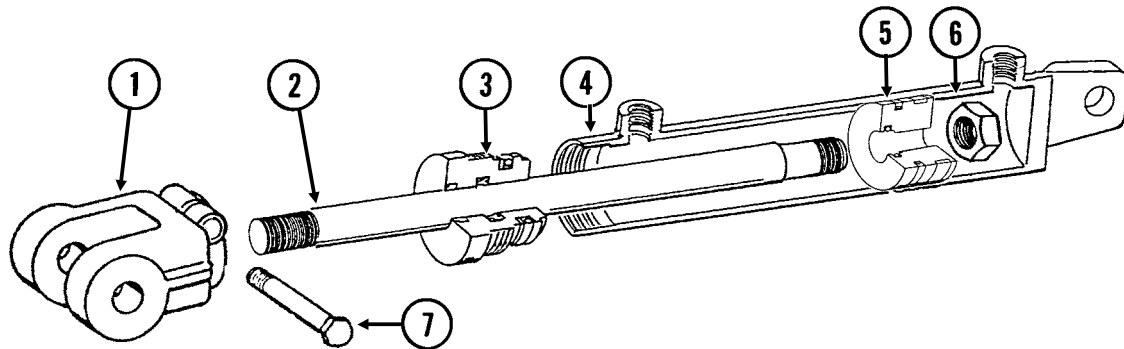
(IP1108)



ITEM	PART NO.	QTY.	DESCRIPTION
1	A8836	1	Barrel (Non-Stock Item)
2	G6408-04 GR1465	1 -	Plug W/O-Ring, 7/16"-20 O-Ring O-Ring
3	G6408-08 GR1037	1 -	Plug W/O-Ring, 3/4"-16 O-Ring O-Ring
4	G10969	1	Lock Nut, 7/8"-14
5	GD11983 *A24473 *D12012	1 1 1	Piston BP Seal, 2 1/2" Piston Ring, 2 1/2"
6	*D12214	1	O-Ring
7	GD10207 *D12251 *D12213 *D12212 *D12210 GD12102	1 1 1 1 1 1	Gland U-Cup Back-up Ring O-Ring Wiper Cast Iron Ring
8	GD14529 GD34209	1 -	Rod (2015 - 2017 Production) Rod (2018 Production and on)
9	G10324	1	Hex Jam Nut, 1"-14
10	GD23002	1	Locking Devise
11	GD14308 G10779	1 1	Threaded Sleeve End Grease Fitting, 90°, 1/4"-28
A	GA10123	-	Cylinder Complete, 2 1/2" x 20 1/16" (Part Number Stamped On Barrel)
B	G10949601	1	Seal Kit, Includes: (1) BP Seal, (2) O-Rings, (1) BU Ring, (1) U-Cup, (1) Wiper, (1) Cast Iron Ring

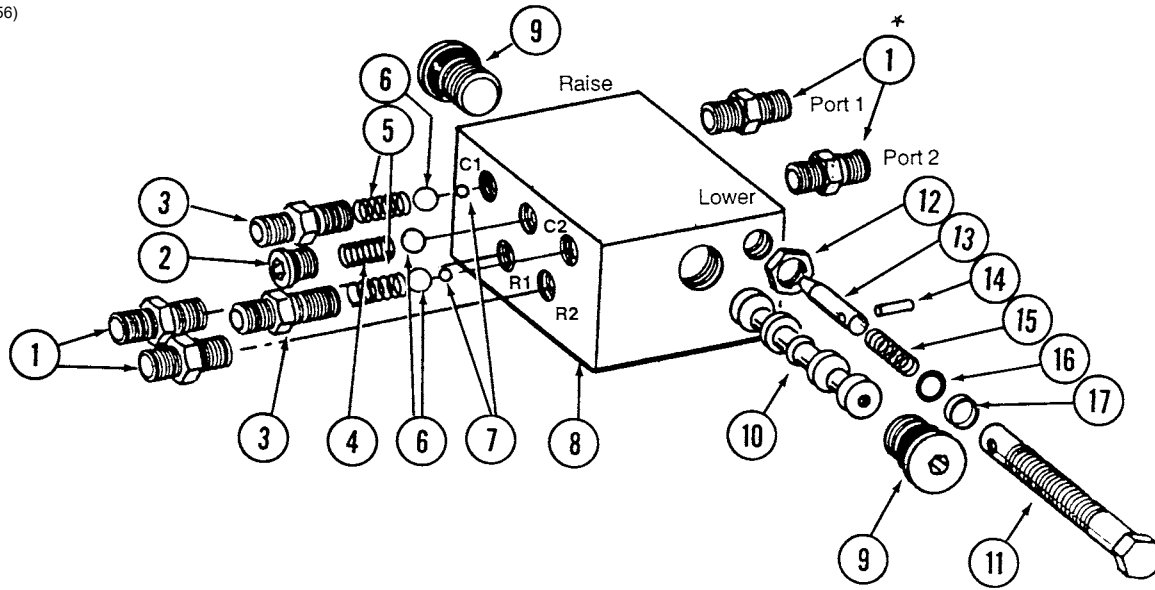
*Part of seal kit, item can not be purchased individually.

CYL032(CYL14c)



ITEM	PART NO.	QTY.	DESCRIPTION
1	GD11950	1	Clevis
2	GD12501	1	Rod
3	GD11999	1	Gland
4	A6524	1	Barrel (Non-Stock Item)
5	GD12502	1	Piston
6	G10958	1	Lock Nut, 1"-14
7	G10939	1	Hex Head Cap Screw, 3/8"-16 x 2 1/4"
	G10108	1	Lock Nut, 3/8"-16
A	GA8911	-	Cylinder Complete, 3" x 16" (<i>Part Number Stamped On Barrel</i>)
B	GR1526	-	Seal Kit, Includes: (1) Wear Ring, (1) T-Seal, (2) O-Rings, (1) BU Ring, (1) U-Cup, (1) Wiper

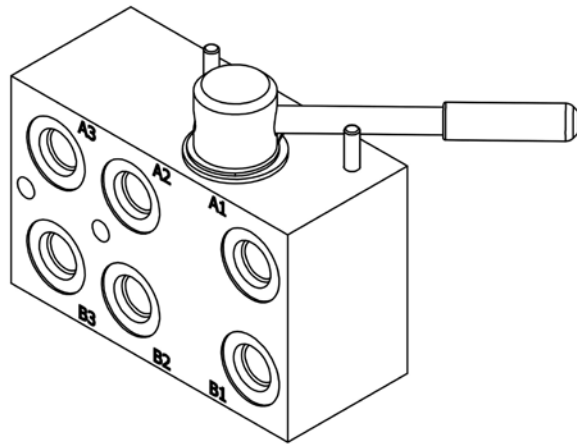
(PT9a/TWL56)



ITEM	PART NO.	QTY.	DESCRIPTION
1	G6400-06 GR1045	4 -	Connector W/O-Ring, 1/8"-18 Male JIC To O-Ring O-Ring
2	*R1034 GR1035	2 -	Hex Socket Plug W/O-Ring O-Ring
3	*R1032 GR1045	2 -	Port Adapter W/O-Ring O-Ring
4	*R1033	1	Detent Spring
5	*R1036	2	Spring
6	*R1044	3	7/16" Check Ball
7	*R1043	2	1/4" Steel Ball
8	---	1	Valve Body (Non-Stock Item)
9	*R1047 GR1037	2 -	Hex Socket Plug W/O-Ring O-Ring
10	---	-	Spool (Non-Stock Item)
11	**R1042	2	Adjustment Screw
12	**R1048	2	Hex Jam Nut, 1/2"-20
13	**R1038	2	Needle
14	**R1039	2	Spring Pin
15	**R1046	2	Compression Spring
16	**R1040	2	O-Ring
17	**R1041	2	Teflon BU Ring
A	GA5552	-	Valve Assembly Complete (Items 1-17)
B	GA20822	-	Flow Control Assembly Portion Only (Items 11-17)
C	GR2035	-	Detent Kit, Includes: (2) Hex Socket Plug W/O-Ring, (2) Port Adapter W/O-Ring, (1) Detent Spring, (2) Spring, (3) Check Ball, (2) Steel Ball

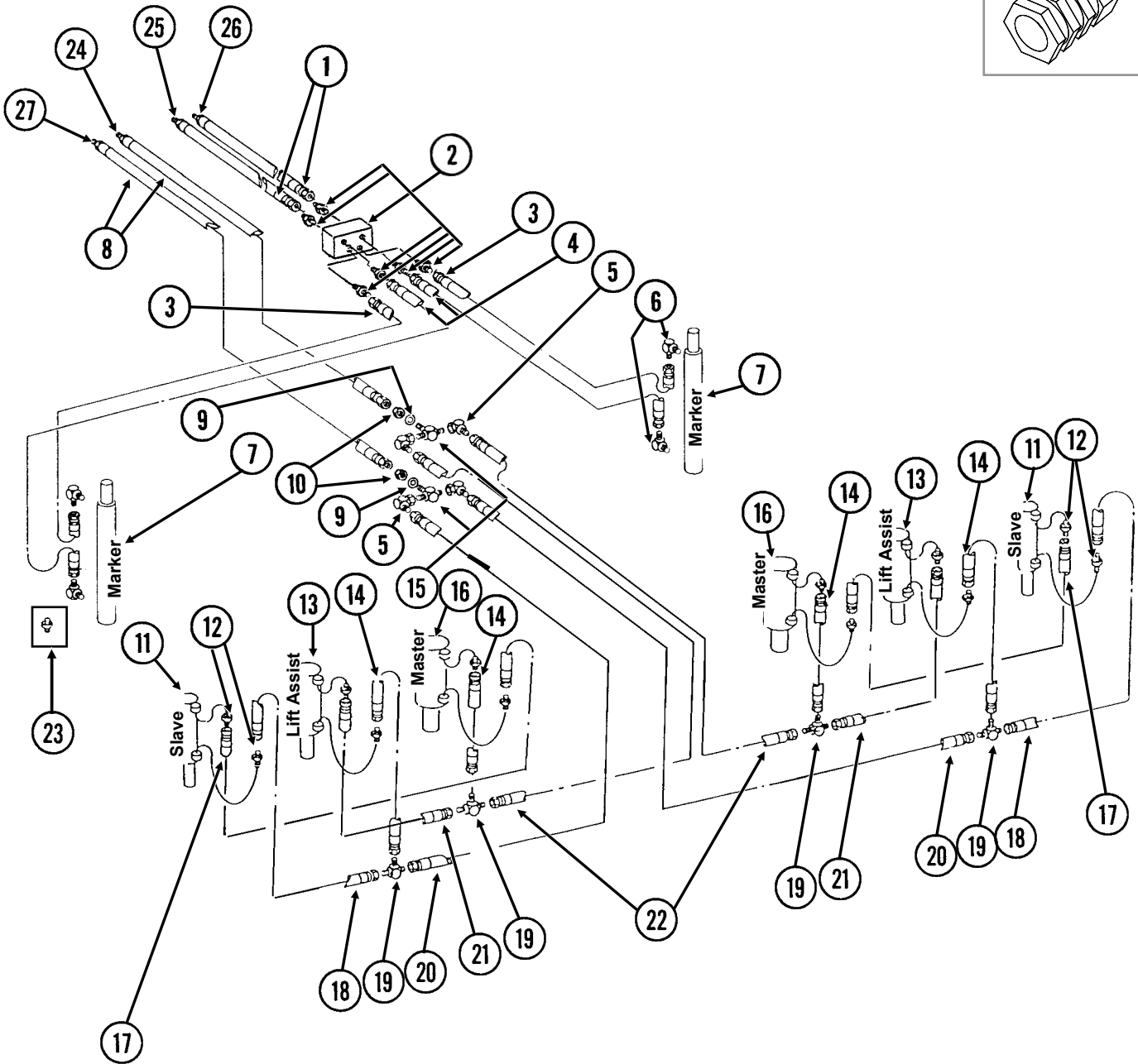
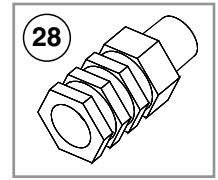
*Item is part of detent kit (GR2035), item can not be purchased individually
 **Item is part of seal kit (GA20822), item can not be purchased individually.

(A24857)



ITEM	PART NO.	QTY.	DESCRIPTION
A	GA24857	-	Valve Assembly

PHS036(EF9g)

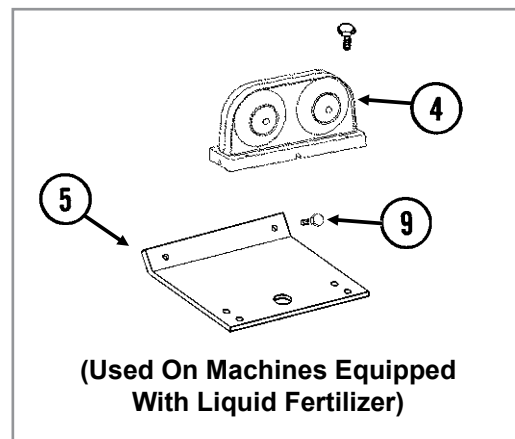
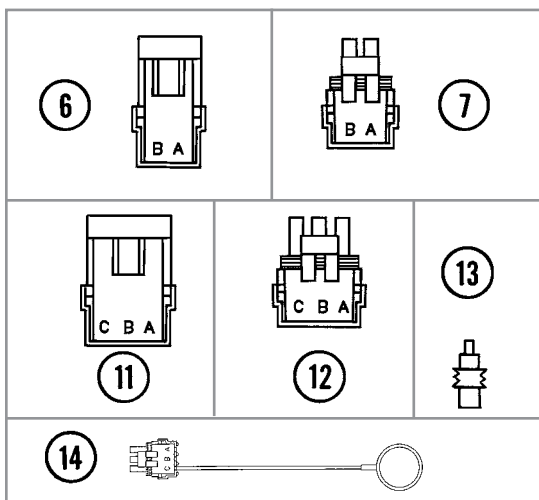
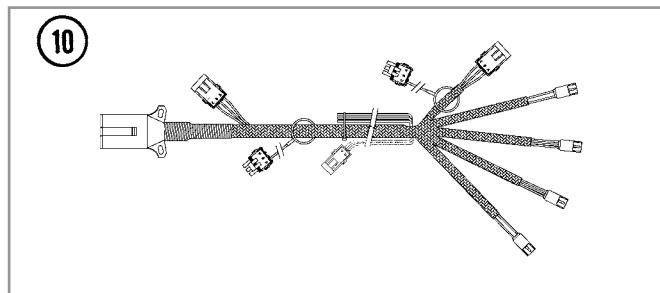
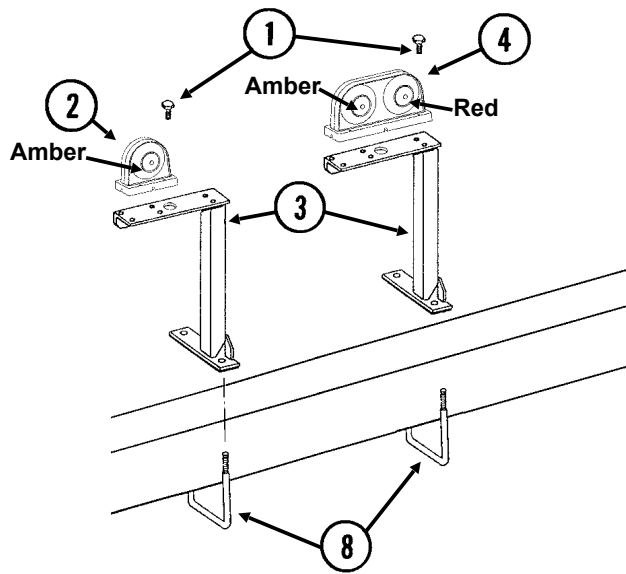


ITEM	PART NO.	QTY.	DESCRIPTION
1	*A26939-172	2	Hose Assembly, 3/8" x 172" (06F-1/2M NPTF W/Ext., W/Tip)
2	---	-	See "Row Marker Sequencing/Flow Control Valve" on page P75 And See "Hitch" on page P43
3	*A12010	2	Hose Assembly, 3/8" x 259", 12 Row 30"
4	*A12009	2	Hose Assembly, 3/8" x 244", 12 Row 30"
5	G6500-08	4	Swivel Elbow, 90°, 3/4"-16 Male JIC To Female
6	G6801-08 GR1037	2-4 -	Elbow W/O-Ring, 90°, 3/4"-16 Male JIC To O-Ring O-Ring
7	---	-	See "Row Marker (Cushion) Cylinder" on page P73
8	*A26936-173	2	Hose Assembly, 3/8" x 173" (08F-1/2M NPTF W/Ext., W/Tip)
9	G10215	2	Machine Bushing, 3/4", 14 Gauge
10	G306-08	2	Lock Nut, 3/4"-16
11	---	-	See "Slave Lift Cylinder" on page P70
12	G6400-08 GR1037	12 -	Connector W/O-Ring, 3/4"-16 Male JIC To O-Ring O-Ring
13	---	-	See "Assist Cylinder" on page P72
14	*A1000	4	Hose Assembly, 3/8" x 15"
15	G2703-08	2	Bulkhead Tee, 3/4"-16 Male JIC
16	---	-	See "Master Lift Cylinder" on page P69
17	*A3114	2	Hose Assembly, 3/8" x 156", 12 Row 30"
18	*A1010	2	Hose Assembly, 3/8" x 120", 12 Row 30"
19	G2603-08	4	Tee, 3/4"-16 Male JIC
20	*A3176	2	Hose Assembly, 3/8" x 86", 12 Row 30"
21	*A1020	2	Hose Assembly, 3/8" x 48", 12 Row 30"
22	*A1020	2	Hose Assembly, 3/8" x 48", 12 Row 30"
23	G6400-08-04 GR1045	2 -	Connector W/O-Ring, 3/4"-16 Male JIC To 7/16"-20 O-Ring O-Ring
24	GA26924-01	1	Hose Label/Cover, Red (Extend)
25	GA26924-03	1	Hose Label/Cover, Blue (Extend)
26	GA26924-04	1	Hose Label/Cover, Blue (Retract)
27	GA26924-02	1	Hose Label/Cover, Red (Retract)
28	GD36866	-	Fitting, 1/2"

* Hydraulic hose is not stocked by Kinze Repair Parts.

(EF64e/INS7e/ELC9/MTR27a/A9206a/ EF64f)

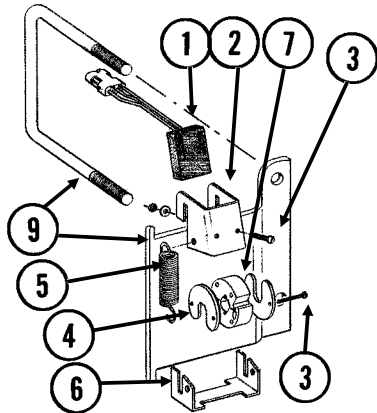
12 Row 30"



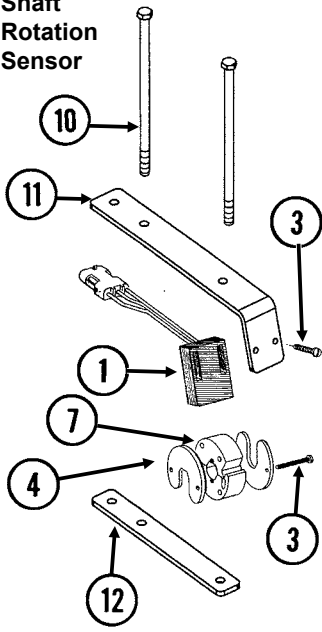
ITEM	PART NO.	QTY.	DESCRIPTION
1	G10064	8	Hex Head Cap Screw, 1/4"-20 x 1"
	G11385	8	Flat Washer, 1/4" SAE
	G10110	8	Lock Nut, 1/4"-20, Grade B
2	G10842501	2	Single Amber Light Assembly
3	GA6824	-	Bracket, R.H.
	GA6823	1	Bracket, L.H. (Shown)
4	G10842301	1	Double Light Assembly
	G10842401	1	Double Light Assembly (Shown)
5	GA9209	2	Light Bracket
6	G1K321	-	2-Pin Female Connector Kit (Black), Includes: (3) 2-Pin Female Housings, (6) Pin Contacts, (6) Seals
7	G1K320	-	2-Pin Male Connector Kit (Black), Includes: (3) 2-Pin Male Housings, (6) Socket Contacts, (6) Seals
8	GD7145	2-4	U-Bolt, 7" x 7" x 1/2"-13
	G10228	4-8	Lock Washer, 1/2"
	G10102	4-8	Hex Nut, 1/2"-13
9	G11385	4	Flat Washer, 1/4" SAE
	G10110	4	Lock Nut, 1/4"-20, Grade B
	G10023	4	Hex Head Cap Screw, 1/4"-20 x 3/4"
10	GA9207	-	Wiring Harness W/7 Terminal Female Connector, 329" (4 Light Connections)
	GA5385	-	7 Terminal Female Connector (Included W/GA9207)
11	G1K248	-	3-Pin Female Connector Kit (Black), Includes: (3) 3-Pin Female Housings, (9) Pin Contacts, (9) Seals
12	G1K252	-	3-Pin Male Connector Kit (Black), Includes: (3) 3-Pin Male Housings, (9) Socket Contacts, (9) Seals
13	GD11089	-	Sealing Plug
14	GA8047	-	Dust Plug (Black)

(MTR54b)

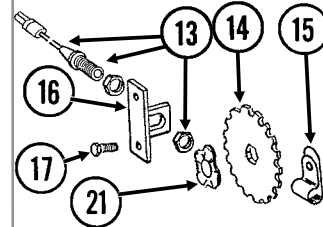
Shaft Rotation Sensor



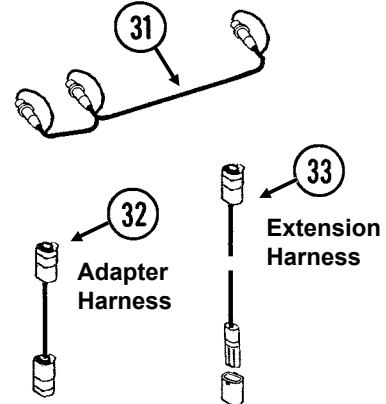
Shaft Rotation Sensor



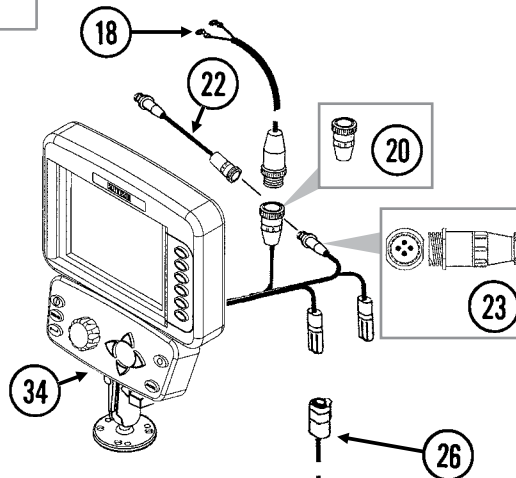
Magnetic Distance Sensor (MDS)



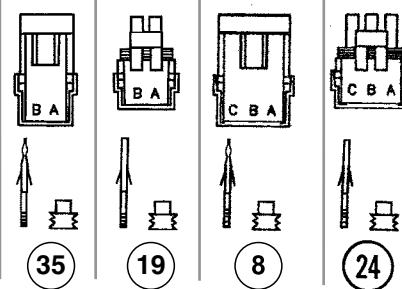
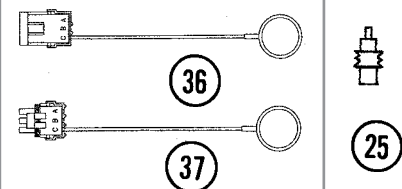
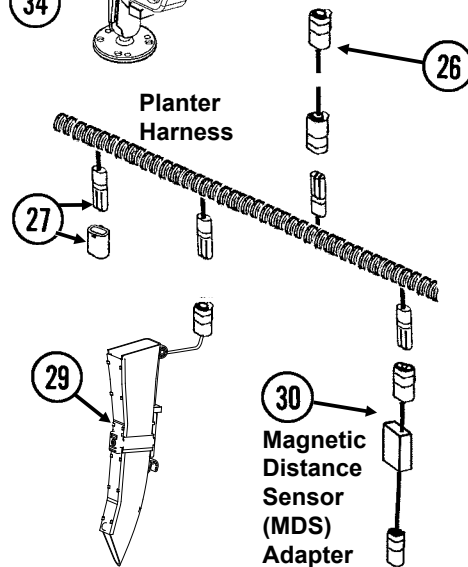
Radar Y-Cable



Power Lead Adapter



Planter Harness



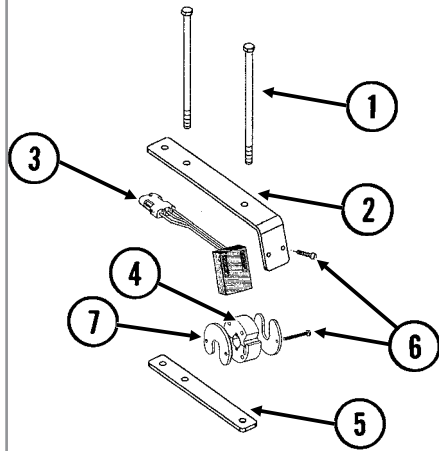
ITEM	PART NO.	QTY.	DESCRIPTION
1	GR1415	1	Rotation Sensor
2	GD11169	1	Mount
3	G11960	8	Phillips Pan Head Machine Screw, No. 8-32 x 1½", Staninless Steel
	G11961	4	Flat Washer, No. 8
	G11202	8	Lock Nut W/Nylon Insert, No. 8-32, Stainless Steel
4	GD11474	2	Cover
5	GD5857	2	Spring
6	GD11170	1	Spring Mount
7	GR1414	1	Actuator
8	G1K248	-	3-Pin Female Connector Kit (Black), Includes: (3) 3-Pin Female Housings, (9) Pin Contacts, (9) Seals
	G1K362	-	3-Pin Female Connector Kit (Blue), Includes: (3) 3-Pin Female Housings, (9) Pin Contacts, (9) Seals
9	G1K364	-	Rotation Sensor Mount Kit, Includes: (2) Mounts, (2) GD11721 5" x 7" U-Bolts, (4) G10228 Lock Washers, (4) G10102 Hex Nuts, (1) Instruction
10	G10229401	4	Hex Head Cap Screw, ⅜"-16 x 8½", Grade 5
	G11387	4	Flat Washer, ⅜"
	G10108	4	Lock Nut, ⅜"-16
11	GD18118	2	Shaft Sensor Mount
12	GD18168	2	Mount
13	GA5600	1	Magnetic Distance Sensor
14	GD8751	-	Magnetic Distance Sensor Pulse Wheel
15	GD13348	-	Insulated Clamp, 1⅛"
16	GD8770	1	Bracket
17	G11124	2	Hex Serrated Flange Cap Screw, ⅜"-16 x 1", Grade 5
	G10229	2	Lock Washer, ⅜"
	G10101	2	Hex Nut, ⅜"-16
18	GA17547	1	Power Lead Adapter
19	G1K320	-	2-Pin Male Connector Kit (Black), Includes: (3) 2-Pin Male Housings, (6) Socket Contacts, (6) Seals
20	G1K268	-	Console Cable Connector Kit, Includes: (1) 3-Pin Connector, (1) Cable Clamp, (1) Lock Ring, (3) Female Terminal Pins
21	GD8771	1	Spring Wave Washer
22	GA9144	-	Monitor/Radar Adapter Cable, 10"
23	G1K322	-	4-Pin Connector Kit W/Male Housing, (4) Female Socket Contacts And (1) Cable Clamp
24	G1K252	-	3-Pin Male Connector Kit (Black), Includes: (3) 3-Pin Male Housings, (9) Socket Contacts, (9) Seals
	G1K363	-	3-Pin Male Connector Kit (Blue), Includes: (3) 3-Pin Male Housings, (9) Socket Contacts, (9) Seals
25	GD11089	-	Sealing Plug
26	---	-	Included In Light Wiring Harness. See Item 10 On page P80
27	GA13980	1	Planter Harness W/Dust Caps, 12 Row (16 Connectors)
	GB1090	-	Dust Cap (Included W/GA7851)
28	---	---	---
29	G10745401	-	Seed Tube W/Computerized Sensor
	GA20902	-	Seed Tube (With Holes For Sensor Installation) (Included W/GA21515)
30	GA7859	1	Magnetic Distance Sensor Adapter (Analog To Digital)
31	GR0586	1	Radar Y-Cable (Used To Connect Radar Distance Sensor For Multiple Functions)
32	GA7857	-	Adapter Harness, 1'
33	GA7854	-	Extension Harness W/Dust Cap, 15'
	GA7855	-	Extension Harness W/Dust Cap, 30'
	GB1090	-	Dust Cap (Included W/GA7854 and GA7855)

ITEM	PART NO.	QTY.	DESCRIPTION
34	G8647x	1	KPM III Backlit Console W/Brush (Item 28), Dust Plug (Item 36), Mounting Bracket Assembly, Console Mounting Bracket Hardware And Power Harness
	GA12403	-	Mounting Bracket Assembly, Includes: (2)Mounting Brackets, (2) Connector Halves, (1) Compression Spring, (1) Tension Knob, (1) ¼"-20 x 1 ¾" Hex Head Cap Screw, (1) ¼" Plastic Washer, (1) ¼" Steel Washer
	GR1762	-	Console Mounting Bracket Hardware Package, Includes: (3) No. 10-32 x ⅝" Hex Socket Pan Head Plated Screws, (3) No. 10 Plated Lock Washers (Included W/G8647X)
	GA16082	-	Power Harness (Included W/G8647X)
35	G1K321	-	2-Pin Female Connector Kit (Black), Includes: (3) 2-Pin Female Housings, (6) Pin Contacts, (6) Seals
36	GA8046	-	Dust Plug (Black)
	GA9978	-	Dust Plug (Blue)
37	GA8047	-	Dust Plug (Black)
	GA9979	-	Dust Plug (Blue)
A	GA6147	-	Magnetic Distance Sensor And Mounting Package (Items 13-17 And 21)
B	GR1763	-	KPM III Loaner Display Only
C	GA13521	-	Shaft Sensor Mounting (Items 3, 4, 8, and 41-43)

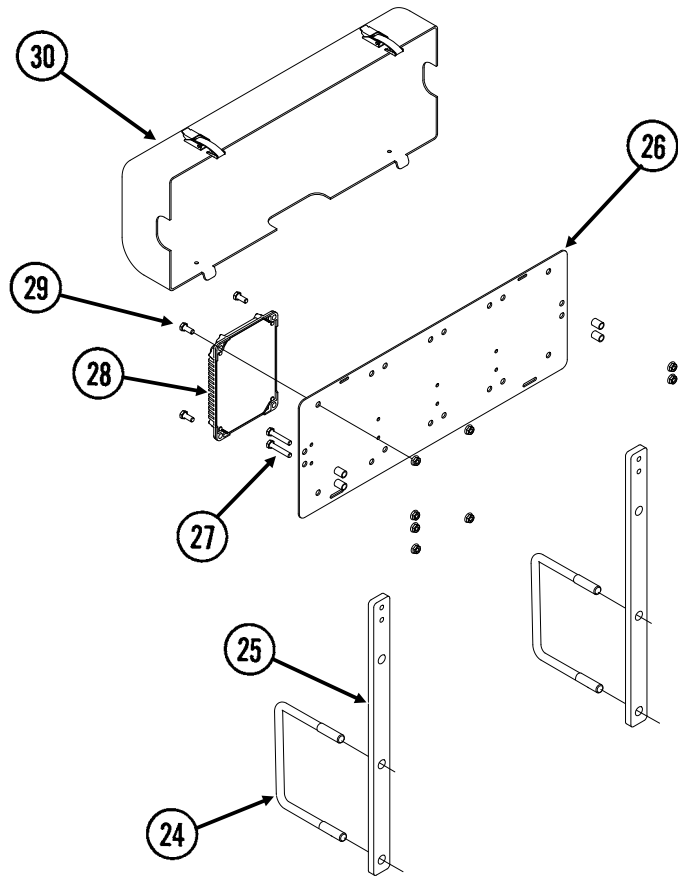
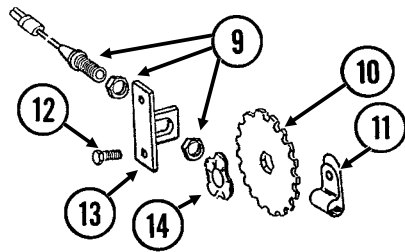
This page left blank intentionally.

(MTR60/MTR63/PMM01/MTR65/MTR61/MTR64/MTR62/PMM02)


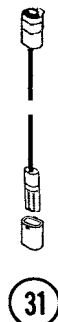
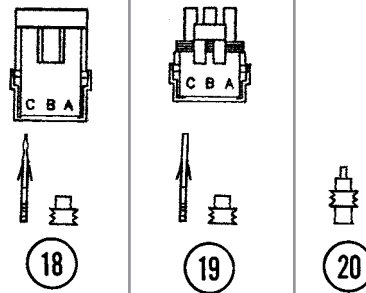
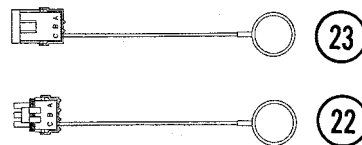
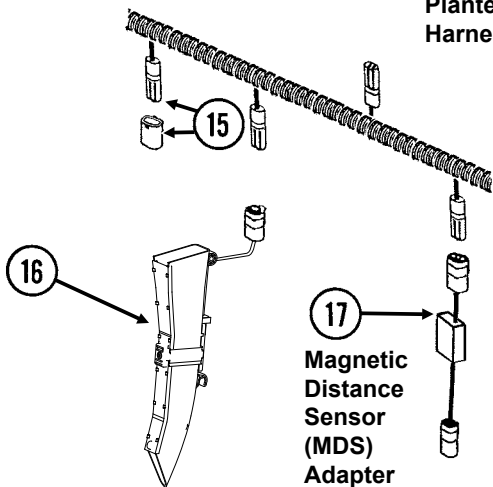
Shaft Rotation Sensor



Magnetic Distance Sensor (MDS)

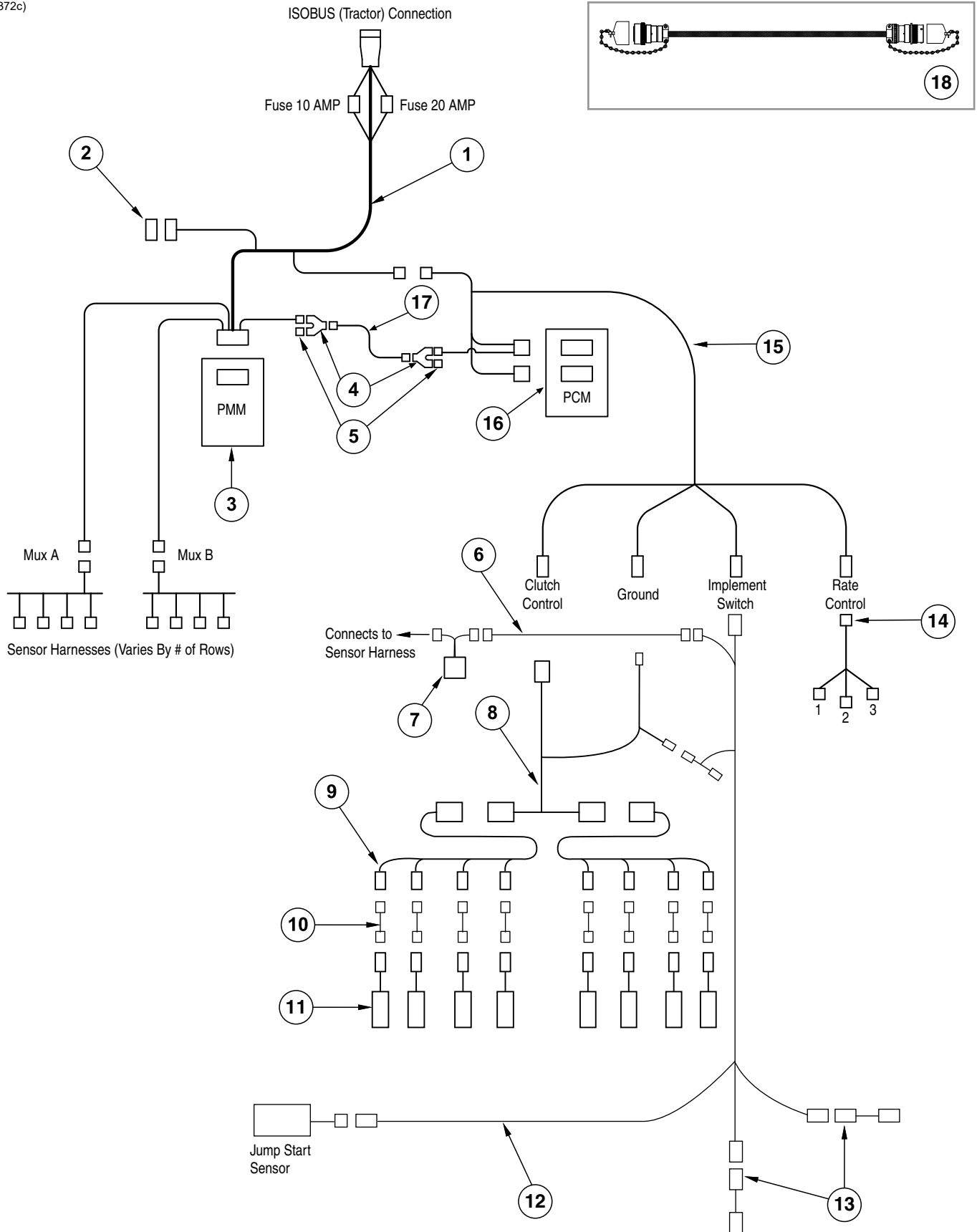


Planter Harness



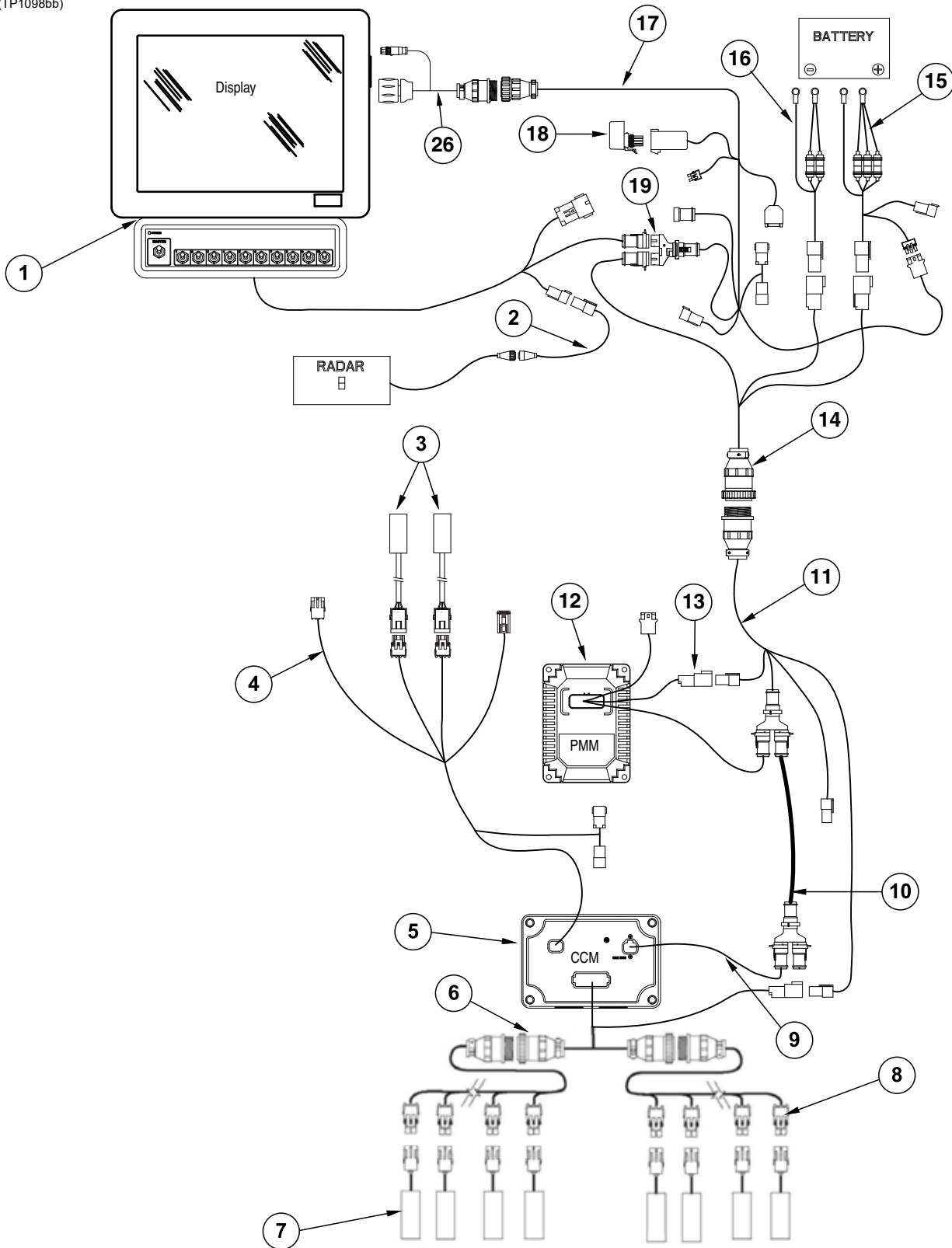
ITEM	PART NO.	QTY.	DESCRIPTION
1	G10229401	4	Hex Head Cap Screw, 3/8"-16 x 8 1/2", Grade 5
	G11387	4	Flat Washer, 3/8" SAE
	G10108	4	Lock Nut, 3/8"-16
2	GD18118	2	Shaft Sensor Mount
3	GR1415	1	Rotation Sensor
4	GR1414	1	Actuator
5	GD18168	2	Mount
6	G11960	8	Phillips Pan Head Machine Screw, No. 8-32 x 1 1/2", Stainless Steel
	G11202	4	Nyloc Nut, No. 8-32
	G11961	8	Flat Washer, No. 8
7	GD11474	2	Cover
8	G10927	2	Pan Head Machine Screw, No. 8-32 x 1 1/4", Stainless Steel
	G10931	2	Lock Washer, No. 8, Internal/External, Stainless Steel
	G10928	2	Hex Nut, No. 8-32, Stainless Steel
9	GA5600	1	Magnetic Distance Sensor
10	GD8751	-	Magnetic Distance Sensor Pulse Wheel
11	GD6291	-	Insulated Clamp, 3/8"
12	G10001	2	Hex Head Cap Screw, 3/8"-16 x 1"
	G10229	2	Lock Washer, 3/8"
	G10101	2	Hex Nut, 3/8"-16
13	GD8770	1	Bracket
14	GD8771	1	Spring Wave Washer
15	GA8050	-	Planter Harness W/Dust Caps, 16 Row (20 Connectors)
	GB1090	-	Dust Cap (Included W/GA7852)
16	GA21515	-	Seed Tube W/Computerized Sensor
	GA20902	-	Seed Tube (Included W/GA21515)
17	GA7859	-	Magnetic Distance Sensor Adapter (Analog To Digital)
18	G1K248	-	3-Pin Female Connector Kit (Black), Includes: (3) 3-Pin Female Housings, (9) Pin Contacts, (9) Seals
	G1K362	-	3-Pin Female Connector Kit (Blue), Includes: (3) 3-Pin Female Housings, (9) Pin Contacts, (9) Seals
19	G1K252	-	3-Pin Male Connector Kit (Black), Includes: (3) 3-Pin Male Housings, (9) Socket Contacts, (9) Seals
	G1K363	-	3-Pin Male Connector Kit (Blue), Includes: (3) 3-Pin Male Housings, (9) Socket Contacts, (9) Seals
20	GD11089	-	Sealing Plug
21	GR0594	-	Brush
22	GA8047	-	Dust Plug (Black)
	GA9979	-	Dust Plug (Blue)
23	GA8046	-	Dust Plug (Black)
	GA9978	-	Dust Plug (Blue)
24	GD16598	2	U-Bolt, 4" x 7" x 5/8"-11
	G11415	4	Serrated Flange Nut, 5/8"-11
25	GD19759	2	Module Bracket Mount
26	GD18013	1	Bracket
27	G10171	4	Hex Head Cap Screw, 5/16"-18 x 1 1/4"
	G10620	4	Serrated Flange Nut, 5/16"-18
28	---	-	See "Ag Leader Electric Clutch Package" on page P89 See "ISOBUS Electric Clutch Package" on page P87
29	G10019	2	Hex Head Cap Screw, 5/16"-18 x 1"
	G10620	2	Serrated Flange Nut, 5/16"-18
30	GA12563	1	
31	GA7854	1	Extension Harness W/Dust Cap, 15'
	GB1090	-	Dust Cap
32	GA16923	-	Dickey John Adapter Cable
A	GA6147	-	Magnetic Distance Sensor And Mounting Package (Items 9-14)

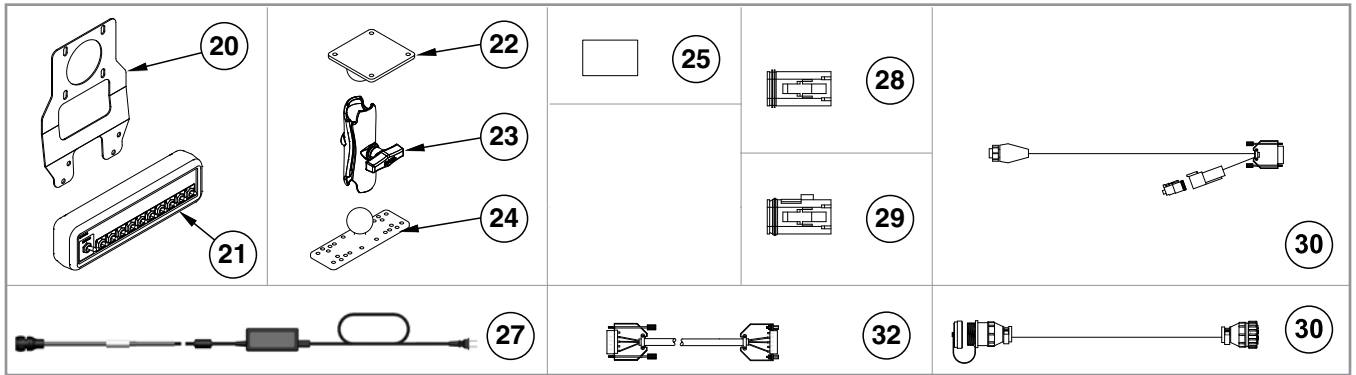
(IP1372c)



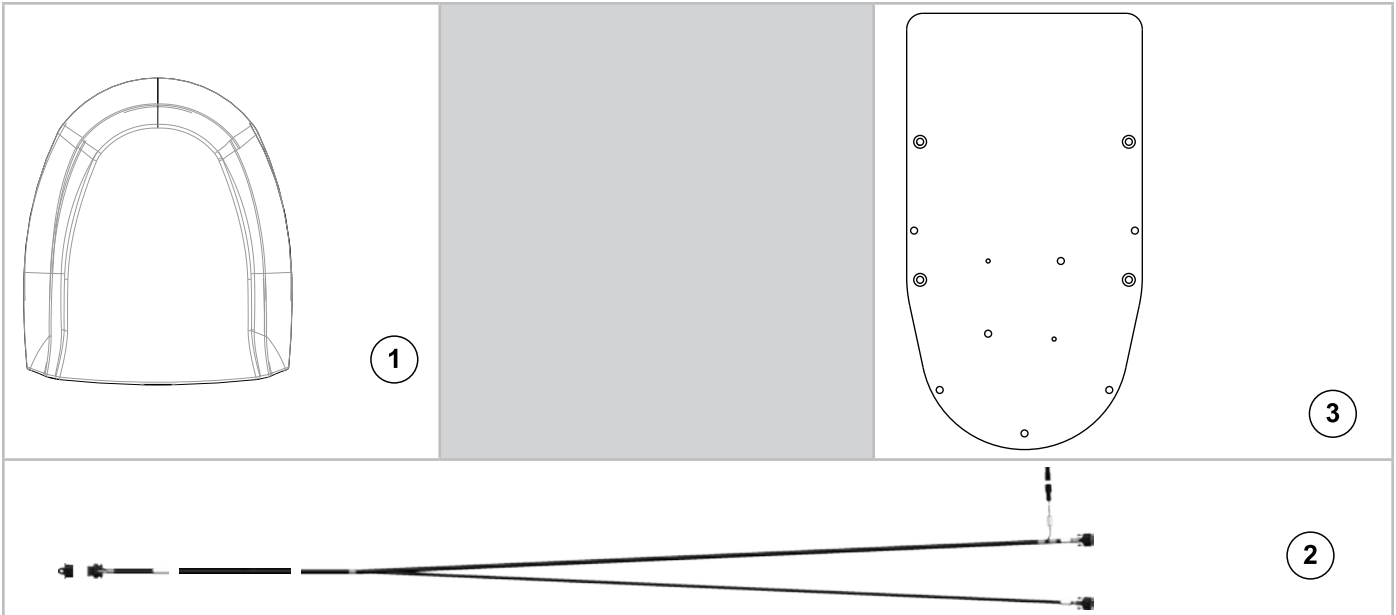
ITEM	PART NO.	QTY.	DESCRIPTION
1	GA16348	1	ISOBUS Implement Cable, 168"
2	GD22968	1	Terminatin Bias Circuit
3	GA15290	1	ISOBUS Planter Monitor Module
4	GD22975	1	Y-Splitter, 2-Way
5	GD22974	1	Terminating Resistor, 2-Way DTM
6	GA16343	1	Jump Start Cable
7	GA12812	1	Hall Effect Adapter
8	GA16382	1	Section Adapter Cable, 12 Row (2 Row)
9	GA17009	2	Clutch Cable, 12 Row
10	GA17200	-	Adapter Clutch HS Driver Cable
11	GA16374	-	See "Ag Leader Electric Clutch Package" on page P89
12	GA16826	-	Implement Switch Extension Cable
13	---	-	See "Parallel Arms, Mounting Support Plate, and Quick Adjustable Down Force Springs" on page P5
14	GA15884	1	Rate Control Cable
15	GA15882	1	Product Control Module Cable
16	GA15288	1	Product Control Module
17	GA15883	1	CAN Jumper Cable
18	GA16350	-	ISOBUS Extension Cable

(TP1098bb)



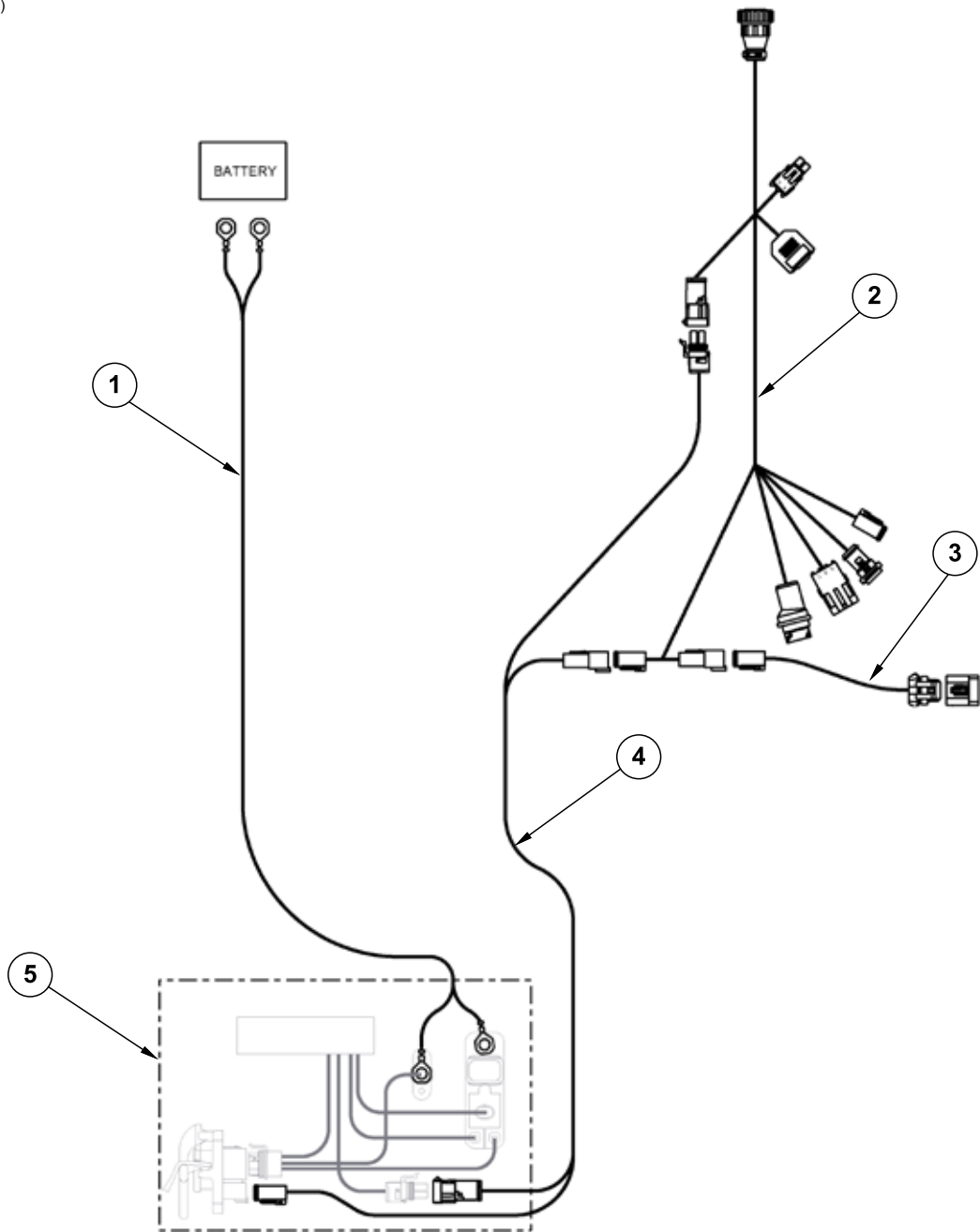


ITEM	PART NO.	QTY.	DESCRIPTION
1	GA24887	1	InCommand Display
2	GA12596	1	Radar Adapter Cable
3	---	---	See "Parallel Arms, Mounting Support Plate, and Quick Adjustable Down Force Springs" on page P5
4	GA16826	1	Implement Switch Extension Cable
5	GA12537	1	Clutch Control Module
6	GA16382	1	Section Adapter Cable, 12 Row (2 Row)
7	GA16374	1	See "Ag Leader Electric Clutch" on page P7
8	GA17009	2	Clutch Cable, 12 Row
9	GA12558	1	Can Stub Cable, 8"
10	GA12559	1	Can Extension Cable, 5"
11	GA16349	1	Implement Cable, 168"
12	GA16351	1	Ag Leader Planter Monitor Module
13	GA16352	1	PMM Cable
14	GA14450	1	CAN Adapter Cable
15	GA14452	1	Power Cable
16	GA12598	1	Seed Rate Power Cable
17	GA16831	1	ISOBUS Integra Display Cable
18	GA12540	1	Power Control Relay
19	GD18176	1	Y-Splice Connector
20	GR2279	1	Switch Box Bracket
	G12103	4	Lock Washer, M6
	G12212-08	4	Phillips Pan Head Machine Screw, M6 x 1.0, Grade 2
21	GA12539	1	Switch Box Module
22	GD18408	1	Ram Vesa Base
23	GA12868	1	Mounting Bracket Assembly
24	GD18407	1	Ram Base
25	GA14449	1	Flash Drive
26	GA24652	1	InCommand to Legacy Adapter
27	GA24649	1	Power Supply (InCommand)
28	GR1838	1	Dust Plug
29	GR1839	1	Dust Plug
30	GA13562	1	Cable Extension, 180"
31	GA12852	1	Power Supply (Integra)
32	GA12853	1	Null Modem Cable



ITEM	PART NO.	QTY.	DESCRIPTION
1	G10254901	1	GPS Receiver
2	G10254701	1	GPS Dual Port Harness
3	G10254801	1	GPS Mount Bracket

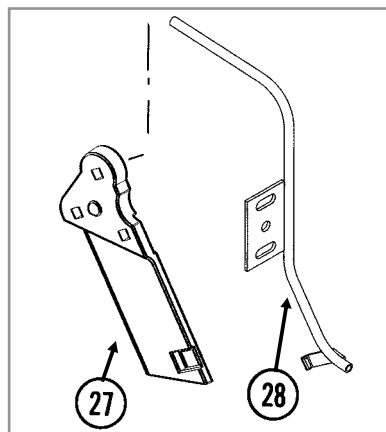
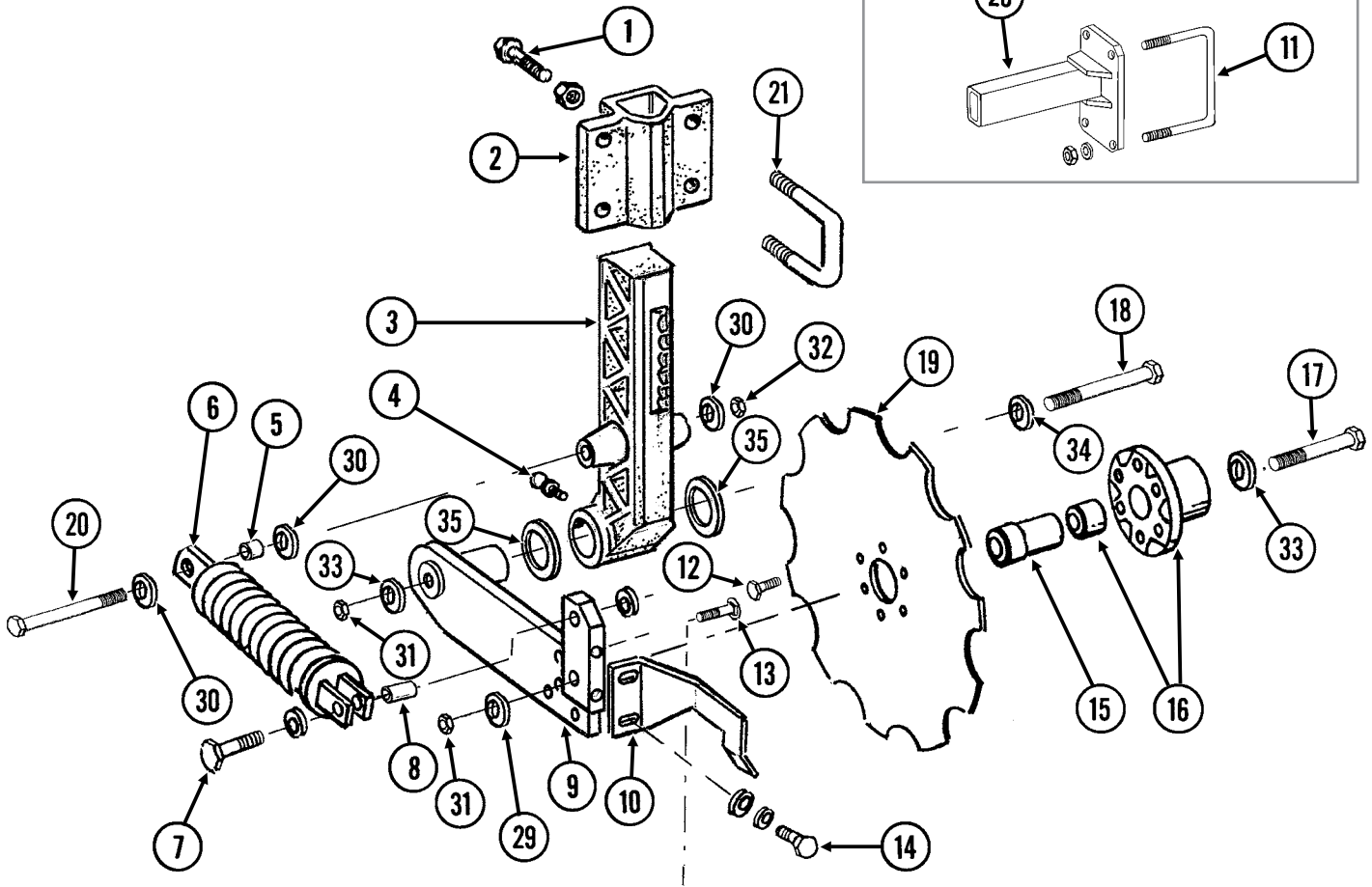
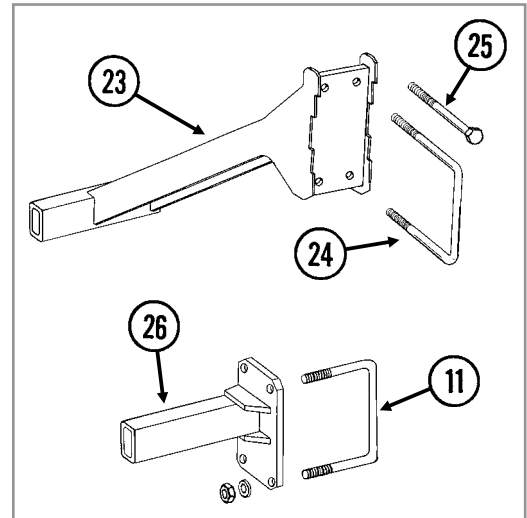
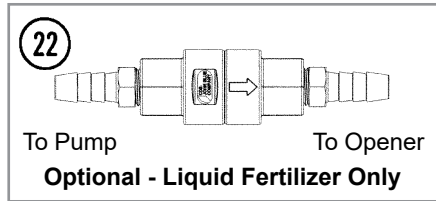
(TP1106)



ITEM	PART NO.	QTY.	DESCRIPTION
1	GA16834	1	Battery Cable
2	GA16374	-	See "ISOBUS Electric Clutch Package" on page P87 See "Ag Leader Electric Clutch Package" on page P89
3	GA16355	1	Terminator Cable
4	GA16832	1	ISO Integra Extension Cable
5	GA16833	1	ISO Connector

(FRTZ208/EF71/FRTZ209zzzz)

NOTE: R.H. and L.H. is determined by which side of blade it is on in the direction of travel.

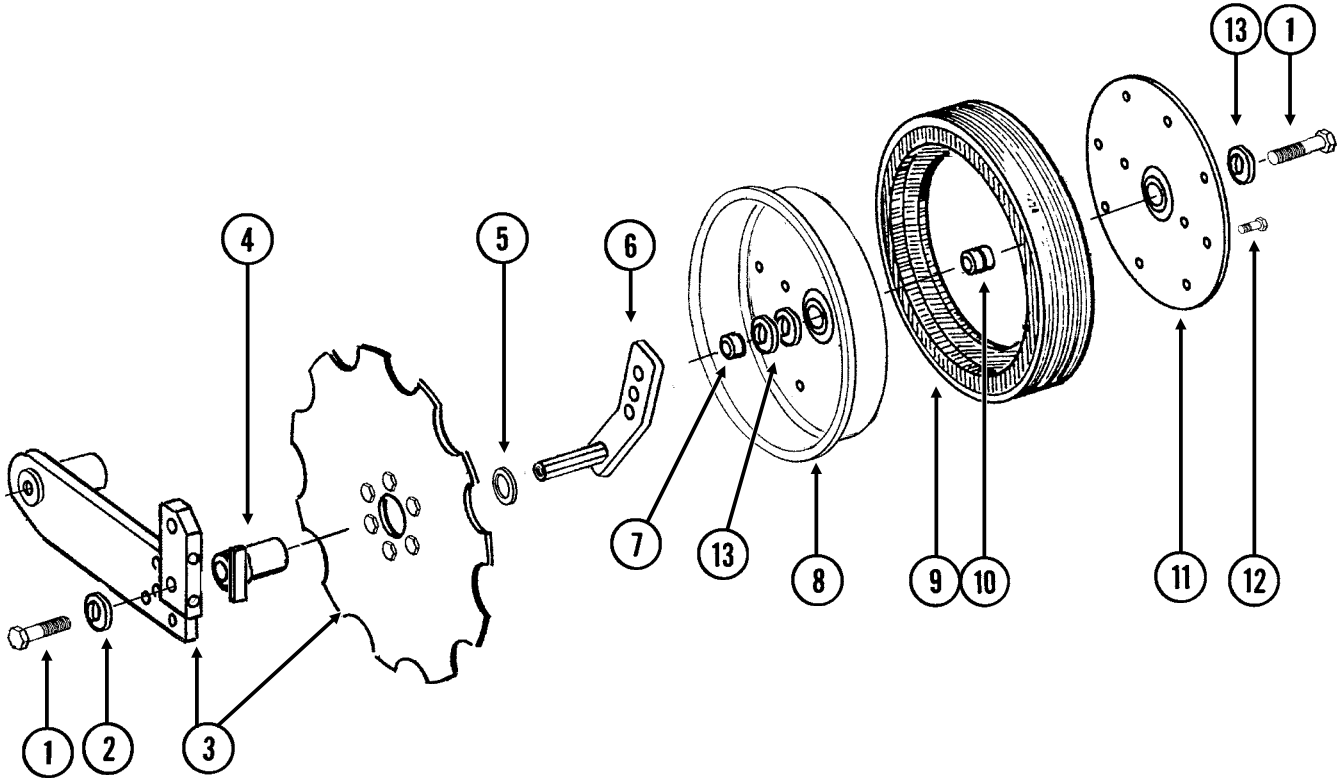


ITEM	PART NO.	QTY. (Per Assy.)	DESCRIPTION
1	G10017	3	Hex Head Cap Screw, 1/2"-13 x 1 1/2"
	G10102	3	Hex Nut, 1/2"-13
2	GB0405	1	Mount, L.H. (Shown)
	GB0400	-	Mount, R.H.
3	GB0296	1	Arm, 13 1/2"
4	G10640	1	Grease Fitting, 1/4"-28
5	GD12685	1	Bushing, 3/4" O.D. x 1/2" Long
6	GA6966	1	Compression Spring Assembly
7	G10047	1	Hex Head Cap Screw, 3/8"-16 x 1 3/4"
	G11387	2	Flat Washer, 3/8" SAE
	G10108	1	Lock Nut, 3/8"-16
8	GD1026	1	Sleeve, 1 3/16" Long
9	GA9433	1	Pivot Arm, L.H.
	GA9434	-	Pivot Arm, R.H. (Shown)
10	GD11557	1	Scraper, L.H.
	GD11558	-	Scraper, R.H. (Shown)
11	GD11132	-	U-Bolt, 4" x 7" x 1/2"-13
	G10228	-	Lock Washer, 1/2"
	G10102	-	Hex Nut, 1/2"-13
12	G10002	6	Hex Head Cap Screw, 3/8"-16 x 3/4"
13	G10306	3	Carriage Bolt, 3/8"-16 x 2"
	G10108	3	Lock Nut, 3/8"-16
14	G10991	2	Hex Head Cap Screw, 5/16"-18 x 7/8"
	G10232	2	Lock Washer, 5/16"
	G11386	6	Flat Washer, 5/16" SAE
15	GD12679	1	Stepped Spacer, 3" Long
16	GA9437	1	Hub W/Bearing
	GA8603	-	Bearing, Double Row
17	G10011	1	Hex Head Cap Screw, 5/8"-11 x 5 1/2"
18	G10046	1	Hex Head Cap Screw, 5/8"-11 x 5"
19	GD12676	1	Disc Blade, Notched, 16 3/4"
20	G10871	1	Hex Head Cap Screw, 1/2"-13 x 6"
21	GD13287	2	U-Bolt, 1 1/2" x 2 1/2" x 1/2"-13
	G11389	4	Flat Washer, 1/2" Plated SAE
	G10111	4	Lock Nut, 1/2"-13
22	GA15416	-	Check Valve, Low Rate
23	GA9457	-	Opener Mount, L.H.
	GA9456	-	Opener Mount, R.H. (Shown)
24	GD1114	-	U-Bolt, 7" x 7" x 5/8"-11
	G10230	-	Lock Washer, 5/8"
	G10104	-	Hex Nut, 5/8"-11
25	G10152	-	Hex Head Cap Screw, 5/8"-11 x 9"
	G10230	-	Lock Washer, 5/8"
	G10104	-	Hex Nut, 5/8"-11
26	GA9454	-	Opener Mount, R.H. (Shown)
	GA9455	-	Opener Mount, L.H.
27	GB0323	1	Knife, L.H. (Shown)
	GB0322	-	Knife, R.H.
28	GA12108	1	Drop Tube, Liquid Fertilizer (Shown)
	GA12109	-	Drop Tube, Liquid Fertilizer
29	GD12677	-	Washer, 1 1/2" O.D., 7 Gauge, Hardened
30	G11389	-	Flat Washer, 1/2" SAE
31	G10107	-	Lock Nut, 5/8"-11

ITEM	PART NO.	QTY. (Per Assy.)	DESCRIPTION
32	G10111	-	Lock Nut, 1/2"-13
33	G11391	-	Flat Washer, 5/8" SAE
34	G10217	-	Washer, 5/8" USS
35	G10450	-	Machine Bushing, 1 1/2", 18 Gauge (As Required)

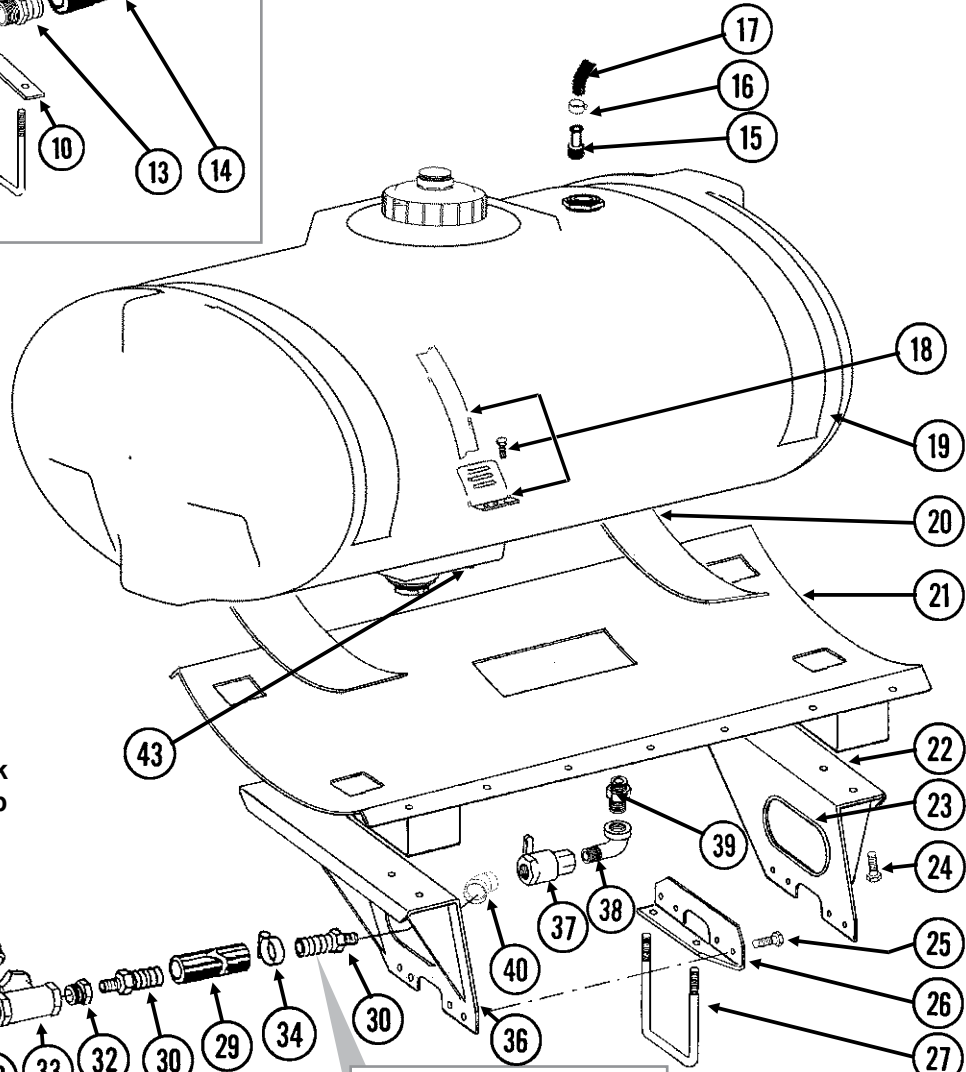
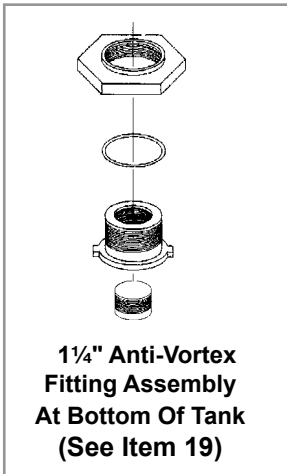
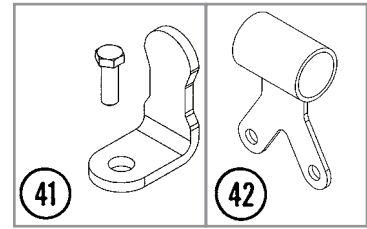
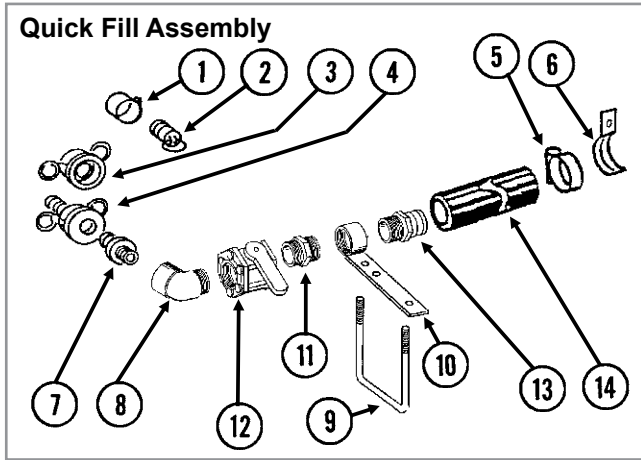
This page left blank intentionally.

(FRTZ256)



ITEM	PART NO.	QTY. (Per Assy.)	DESCRIPTION
1	G10010	2	Hex Head Cap Screw, 5/8"-11 x 3"
2	G11391	1	Flat Washer, 5/8" SAE
3	---	-	See "Notched Single Disc Fertilizer Opener" on page P93
4	GA9472	1	Blade Mount
5	G10233	1	Machine Bushing, 1", 10 Gauge
6	GA10037	1	Wheel Mount, L.H. (Shown)
	GA10036	1	Wheel Mount, R.H.
7	GD13309	1	Spacer
8	GD31466	1	Half Wheel, Black
9	GD11953	1	Offset Tire
10	GA6171	1	Bearing
11	GD26598	1	Half Wheel Cover, Black
12	G10961	11	Flanged Whiz Lock Screw, 5/16"-18 x 3/4", No Serration
	G10620	11	Serrated Flange Nut, 5/16"-18
13	G10397801	-	Special Bushing (As Required)
A	GA18311	-	Gauge Wheel Complete (Items 8-12)
B	G9881X	-	Depth/Gauge Wheel Package (Items 1-13)

(FRTZ170r/PT51)



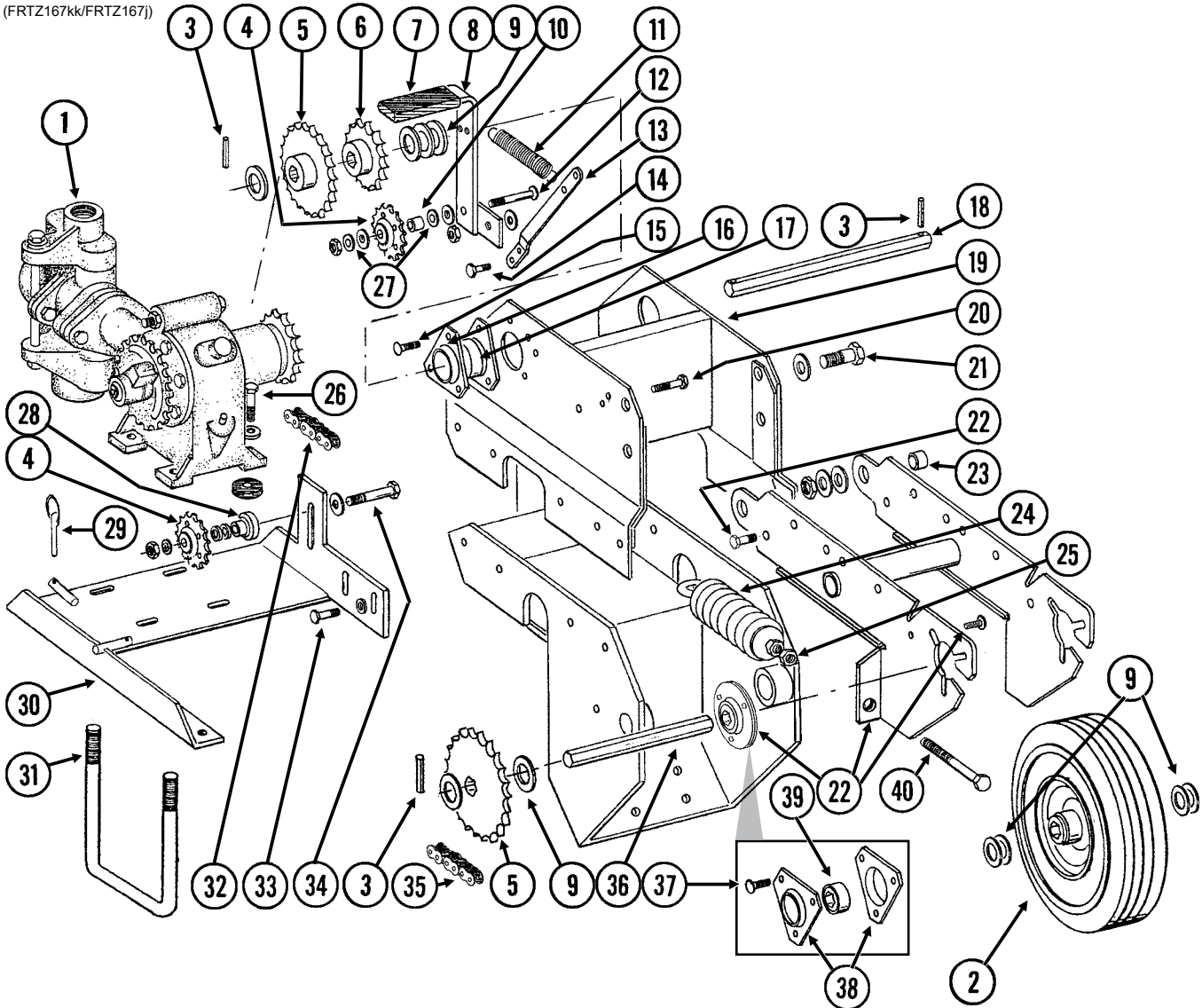
To Second Tank
To Piston Pump
To Quick Fill

35 L.H. Side Of Planter (If Applicable)

ITEM	PART NO.	QTY.	DESCRIPTION
1	G10672	1	Hose Clamp, No. 28
2	GD10777	1	Dust Plug, 2" Male Cam Lock
3	GD3622	1	Adapter, 2" Female NPT To Cam Lock
4	GD3951	1	Dust Cap, 2" Cam Lock
5	G10676	2	Hose Clamp, No. 36, Stainless Steel
6	GD11235	1	Hose Clamp, 2" (If Applicable)
7	GD3623	1	Adapter, 2" Male NPT To Cam Lock
8	G10889	1	Elbow, 45°, 2" Male NPT To Female
9	GD1114	1	U-Bolt, 7" x 7" x 5/8"-11
	G10230	2	Lock Washer, 5/8"
	G10104	2	Hex Nut, 5/8"-11

ITEM	PART NO.	QTY.	DESCRIPTION
10	GA8082	1	Quick Fill Mount, 2" NPT
11	G10623	1	Close Nipple, 2" NPT
12	GA2660	1	Shutoff Valve, 2" NPT
13	G10628	1	Adapter, 2" NPT To Barb
14	G4201-04	1	Hose, 2" x 15'
15	G10626	2	Adapter, 1 1/4" NPT to Barb
16	G10674	2	Hose Clamp, No. 24
17	G4602-02	-	Hose, 1 1/4" x 22'
18	GA8114	2	Tank Mounting Hardware Package, Includes: (2) Straps, (4) Anchors, (8) Hex Head Tap Bolts, (8) Lock Nuts
	G10485	-	Hex Head Tap Bolt, 3/8"-16 x 5"
	G10901	-	Lock Nut W/Nylon Insert, 3/8"-16
19	GA14115	2	Tank W/Lid And Fittings, 200 Gallon
	GA16428	1	Lid, 7" (Top Of Tank) W/Vacuum Breaker (Included W/GA14115)
	GA16157	-	Vacuum Breaker (Included W/GA16428)
	GR1708	-	3/4" Bulkhead Fitting Assembly (Overflow Fitting, Nut, Bushing, and O-Ring) (Included W/GA14115)
	GR1919	-	1 1/2" Bulkhead Fitting Assembly (Included W/GA14115)
	GR1709	-	1 1/4" Bulkhead Fitting Assembly (Nut, Bushing And O-Ring) (End Of Tank) (Included W/GA14115)
	GR1941	-	Seal (Included W/GA14115)
20	GD1862	-	Pad, 8" x 14'
21	GA8088	2	Tank Saddle
22	GA8086	2	Saddle Mount, R.H.
23	G4425-01	4	Molding, 3/16" x 26"
24	G10017	16	Hex Head Cap Screw, 1/2"-13 x 1 1/2"
	G11389	32	Flat Washer, 1/2" SAE
	G10228	16	Lock Washer, 1/2"
	G10102	16	Hex Nut, 1/2"-13
25	G10004	16	Hex Head Cap Screw, 3/8"-16 x 1 1/4"
	G10229	16	Lock Washer, 3/8"
	G10101	16	Hex Nut, 3/8"-16
26	GA8156	1	Bracket, R.H., 8 Row Only
	GA8155	-	Bracket, L.H., 8 Row Only (Shown)
27	GD1114	1	U-Bolt, 7" x 7" x 5/8"-11 (8 Row Only)
	G10230	2	Lock Washer, 5/8"
	G10104	2	Hex Nut, 5/8"-11
28	G11342	1	Tee, 1 1/2" Barb
29	G4202-05	1	Hose, 1 1/2" x 15'
30	G10627	3-4	Adapter, 1 1/2" NPT To Barb
31	G10630	1	Elbow, 90°, 2" NPT To Barb
32	G11308	2	Reducing Bushing, 2" Male NPT To 1 1/2" Female
33	G10888	1	Tee, 2" Female NPT
34	G10672	10	Hose Clamp, No. 28
35	G11353	1	Elbow, 90°, 1 1/2" NPT To Barb
36	GA8087	2	Saddle Mount, L.H.
37	GA13622	2	Shutoff Valve, 1 1/2" NPT
	GR1015	-	Body O-Ring
	GR1016	-	Stem O-Ring
	GR1017	-	Teflon Seal
	GR1018	-	Ball
	GR1019	-	Handle
38	G11353	2	Elbow, 90°, 1 1/2" NPT To Barb
39	G11306	3	Close Nipple, 1 1/2" NPT
40	G11354	2	Elbow, 1 1/2" NPT, 45°
41	GD20060	2	Hose Bracket
	G10857	2	Hex head Cap Screw, 1/4"-20 x 1 1/4"
	G10103	2	Hex Nut, 1/4"-20
	G10227	2	Lock Washer, 1/4"
42	GA14158	2	Hose Guide
43	G10096	2	Pipe Plug, 3/4" NPT

(FRTZ167kk/FRTZ167j)



ITEM	PART NO.	QTY.	DESCRIPTION
1	---	-	See "Liquid Fertilizer Piston Pump (Uses 18 Tooth Sprocket)" on page P109
2	GA5090	1	Tire And Rim Assembly (Specify Brand*)
	GD5753	-	Tire, 4.10" x 6" (Specify Brand*) (Included W/GA5090)
	GD5752	-	Inner Tube (Included W/GA5090)
3	G10602	4	Spring Pin, 1/4" x 1 1/2"
4	GA7154	2	Sprocket W/Bearing, 18 Tooth
5	GA5202	2	Sprocket, 34 Tooth
6	GA5109	1	Sprocket, 24 Tooth
7	GD5827	1	Cover
8	GA8084	1	Arm
9	G10233	9	Machine Bushing, 1", 10 Gauge
10	GD11963-01	1	Spacer, 1 1/16"
11	GD5857	1	Spring
12	G10306	1	Carriage Bolt, 3/8"-16 x 2"
	G11387	2	Flat Washer, 3/8" SAE
	G10108	1	Lock Nut, 3/8"-16
13	GD5860	1	Bar

Liquid Fertilizer Piston Pump Drive

M0301-02

Model 3205

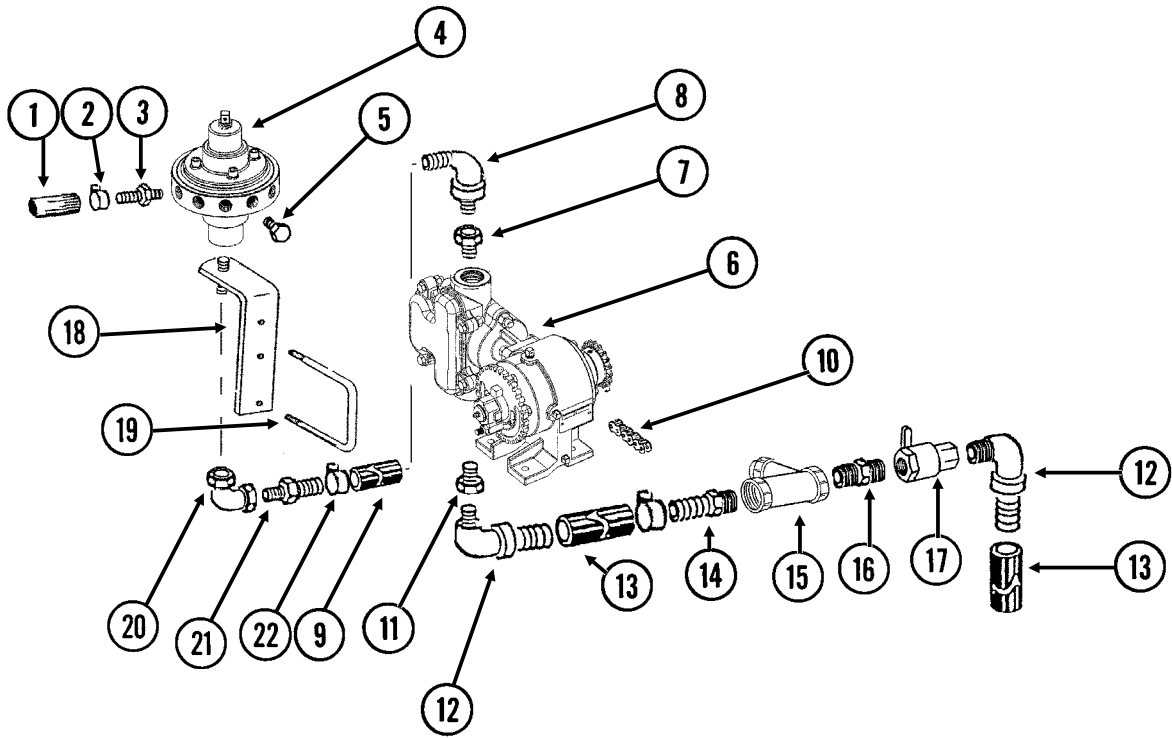
ITEM	PART NO.	QTY.	DESCRIPTION
14	G10023	2	Hex Head Cap Screw, 1/4"-20 x 3/4"
	G10227	2	Lock Washer, 1/4"
	G10103	2	Hex Nut, 1/4"-20
15	G10303	6	Carriage Bolt, 5/16"-18 x 1"
	G10232	6	Lock Washer, 5/16"
	G10106	6	Hex Nut, 5/16"-18
16	G3400-01	4	Flangette
17	G2100-03	2	Bearing, 7/8" Hex Bore, Spherical
18	GD6825-12.25	1	Hex Shaft, 7/8" x 12 1/4" (2 Holes)
19	GA5118	1	Mount
20	G10001	1	Hex Head Cap Screw, 3/8"-16 x 1"
	G10370	1	Machine Bushing, 3/8", 22 Gauge
	G10229	1	Lock Washer, 3/8"
	GD5756	1	Special Nut, 3/8"-16
21	G10751	2	Hex Head Cap Screw, 5/8"-18 x 1 3/4"
	G10235	6	Machine Bushing, 7/8", 14 Gauge
	G11391	2	Flat Washer, 5/8" SAE
	G10412	2	Lock Nut, 5/8"-18
22	A7370	1	Arm W/Flanged Bearings And Hardware (Non-Stock Item) (Sub G1K253)
	G10303	6	Carriage Bolt, 5/16"-18 x 1" (Included W/A7370)
	G10232	6	Lock Washer, 5/16" (Included W/A7370)
	G10106	6	Hex Nut, 5/16"-18 (Included W/A7370)
	GA9846	-	Flanged Bearing, 7/8" Hex Bore (Included W/A7370)
	G10055	2	Hex Head Cap Screw, 5/8"-11 x 1 1/4" (Stop Bolt) (Included W/A7370)
	G10107	2	Lock Nut, 5/8"-11 (Included W/A7370)
23	GB0218	2	Bushing, 2 1/32" I.D. x 7/8" O.D. x 1 9/32" Long
24	GA2068	1	Spring W/Plug
25	G10501	2	Hex Jam Nut, 1/2"-13, Grade 2
26	G10003	4	Hex Head Cap Screw, 3/8"-16 x 1 1/2"
	G11387	4	Flat Washer, 3/8" SAE
	GR1122	4	Mounting Pad
	G10229	4	Lock Washer, 3/8"
	G10101	4	Hex Nut, 3/8"-16
27	G10207	2	Washer, 7/8" O.D. x 1 13/32" I.D. x .134"
28	GB0258	1	Stepped Spacer, 7/8"
29	GD2558	1	Lynch Pin, 1/4"
30	GA8168	1	Pump Mount
31	GD7145	1	U-Bolt, 7" x 7" x 1/2"-13
	G10228	2	Lock Washer, 1/2"
	G10102	2	Hex Nut, 1/2"-13
32	G3310-66	1	Chain, No. 40, 66 Pitch Including Connector Link
	GR0912	-	Connector Link, No. 40
33	G10003	8	Hex Head Cap Screw, 3/8"-16 x 1 1/2"
	G11387	2	Flat Washer, 3/8" SAE
	G10229	8	Lock Washer, 3/8"
	G10101	8	Hex Nut, 3/8"-16
34	G10038	1	Hex Head Cap Screw, 1/2"-13 x 3"
	G11389	2	Flat Washer, 1/2" SAE
	G10228	1	Lock Washer, 1/2"
	G10102	1	Hex Nut, 1/2"-13
35	G3310-139	1	Chain, No. 40, 139 Pitch Including Connector Link And Offset Link
	GR0912	-	Connector Link, No. 40
	GR0911	-	Offset Link, No. 40
36	GD6825-10.5	1	Hex Shaft, 7/8" x 10 1/2" (2 Holes)

ITEM	PART NO.	QTY.	DESCRIPTION
37	G10303	6	Carriage Bolt, 5/16"-18 x 1"
	G11386	6	Flat Washer, 5/16" SAE
	G10232	6	Lock Washer, 5/16"
	G10106	6	Hex Nut, 5/16"-18
38	G3400-01	4	Flangette
39	G2100-03	2	Bearing, 7/8" Hex Bore, Spherical
40	G11232	2	Hex Head Cap Screw, 1/2"-13 x 4", Grade 5
A	G1K253	-	Contact Wheel Arm Replacement Kit (Items 3, 22, 25, 36 And 40)

***Specific brand requests will be supplied only as available from current Kinze Repair Parts stock. If a specific brand requested is not in stock, the brand available will be supplied. Different brand tires may have different diameters. Change in tire brands may affect rates. Field checks are recommended after any change in contact tires.**

This page left blank intentionally.

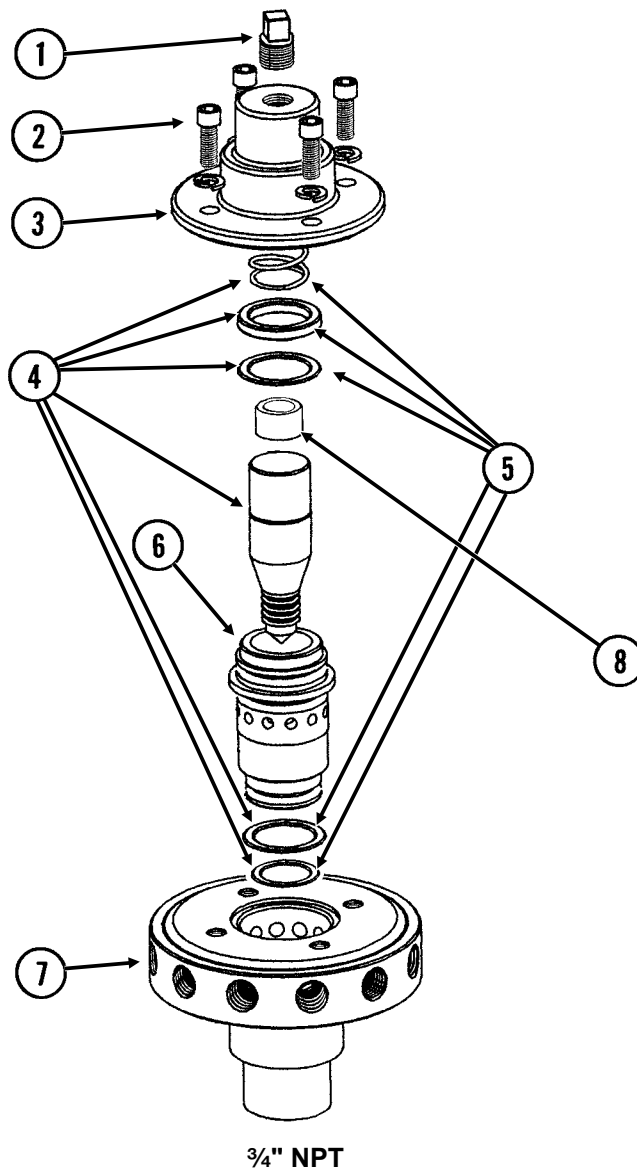
(FRTZ295)



ITEM	PART NO.	QTY.	DESCRIPTION
1	G4301-06	1	Hose, 3/8" x 160'
2	G10681	24	Hose Clamp, No. 6
3	GD11700	12	Adapter, 1/4" NPT To 3/8" Barb
4	---	-	See "Liquid Fertilizer Piston Pump Flow Divider" on page P107
5	G10292	-	Pipe Plug, 1/4" NPT
6	---	-	See "Liquid Fertilizer Piston Pump", Pages P100 And P101
7	G11237	1	Reducing Bushing, 1 1/2" Male NPT To 3/4" Female
8	G10917	1	Elbow, 90°, 3/4" NPT To Barb
9	G4205-04	-	Hose, 3/4" x 36"
10	---	-	See "Liquid Fertilizer Piston Pump Drive" on page P101
11	G10615	1	Reducing Bushing, 1 1/2" Male NPT To 1 1/4" Female
12	G10629	2	Elbow, 90°, 1 1/4" NPT To Barb,
13	---	-	See "Liquid Fertilizer Tanks, Saddles, Saddle Mounts, and Hoses" on page P99
14	G10626	1	Adapter, 1 1/4" NPT To Barb
15	GA3893	1	Strainer Complete
	GR0880	-	Screen, No. 40 Mesh (Included W/GA3893)
	GR0881	-	Gasket (Included W/GA3893)
	GR0882	-	Y-Body (Included W/GA3893)
	GR0883	-	End Cap (Included W/GA3893)
16	G10619	1	Close Nipple, 1 1/4" NPT
17	GA4976	2	Shutoff Valve, 1 1/4" NPT
	GR1015	-	Body O-Ring (Included W/GA4976)
	GR1016	-	Stem O-Ring (Included W/GA4976)
	GR1017	-	Teflon Seal (Included W/GA4976)
	GR1018	-	Ball (Included W/GA4976)
	GR1019	-	Handle (Included W/GA4976)
18	GA6527	1	Mount, 3/4" NPT
19	GD1114	1	U-Bolt, 7" x 7" x 5/8"-11
	G10230	2	Lock Washer, 5/8"
	G10104	2	Hex Nut, 5/8"-11
20	G10733	1	Elbow, 90°, 3/4" Female NPT
21	G10734	1	Adapter, 3/4" NPT To Barb
22	G10278	2	Hose Clamp, No. 16

(FRTZ202c)

Model FD-1200 Flow Divider, 12 Outlet

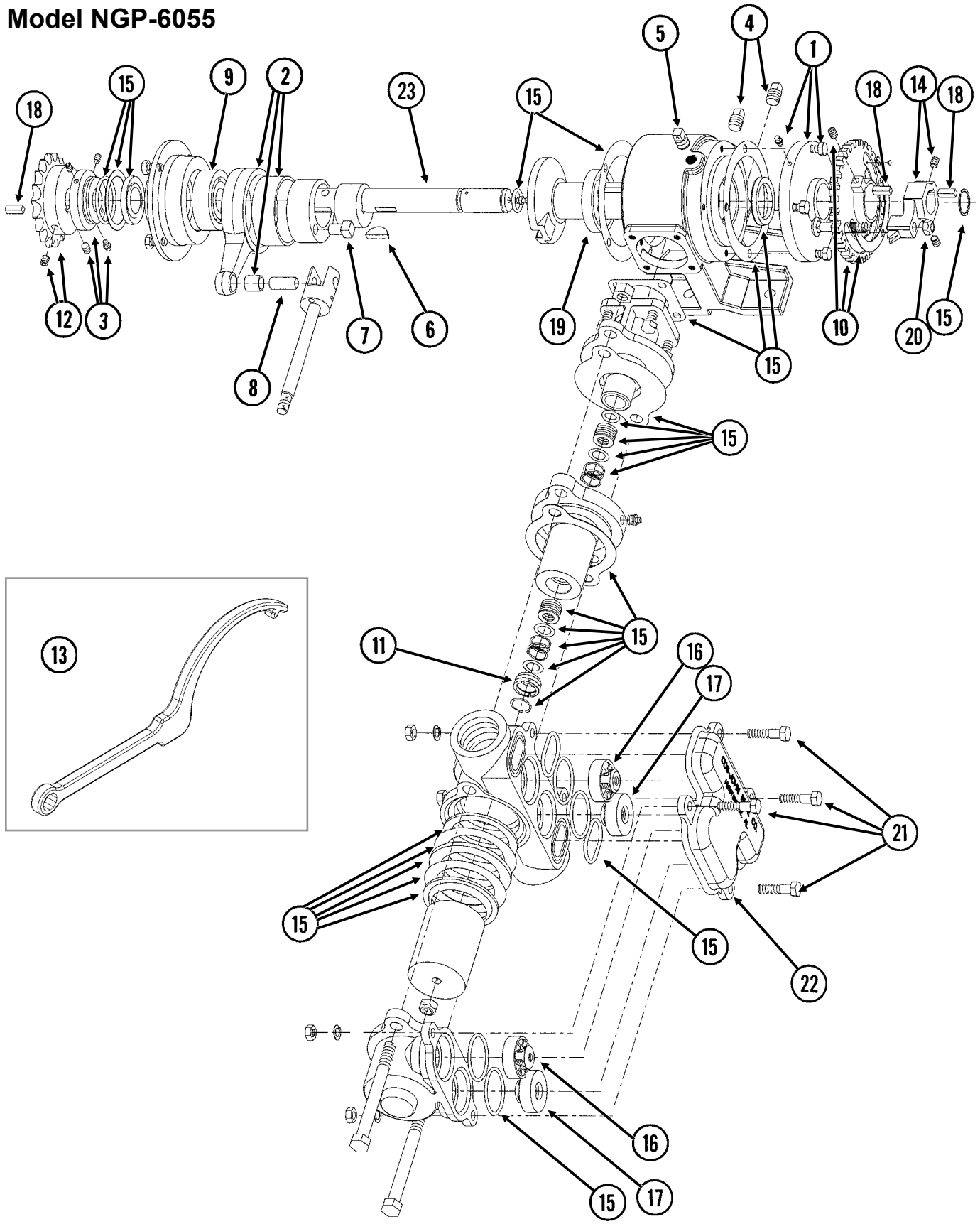


ITEM	PART NO.	QTY.	DESCRIPTION
1	GR1543	1	Vent Plug
2	GR1542	4	Hex Socket Head Screw, 1/4"-20 x 3/4"
	GR1541	4	Lock Washer, 1/4", Stainless Steel
3	GR1540	1	Cap
4	GR1544	1	Needle Assembly W/Seal Kit
5	GR1545	1	Seal Kit, Includes: (3) O-Rings, (1) Seal, (1) Spring
6	GR1535	1	Sleeve
7	GR1533	1	Body (12 Outlets)
8	GR1574	1	Sleeve, 1" O.D. x 1/2" Long, Stainless Steel
A	GA8931	1	Liquid Fertilizer Piston Pump Flow Divider Complete, 12 Outlet (Model FD-1200)

This page left blank intentionally.

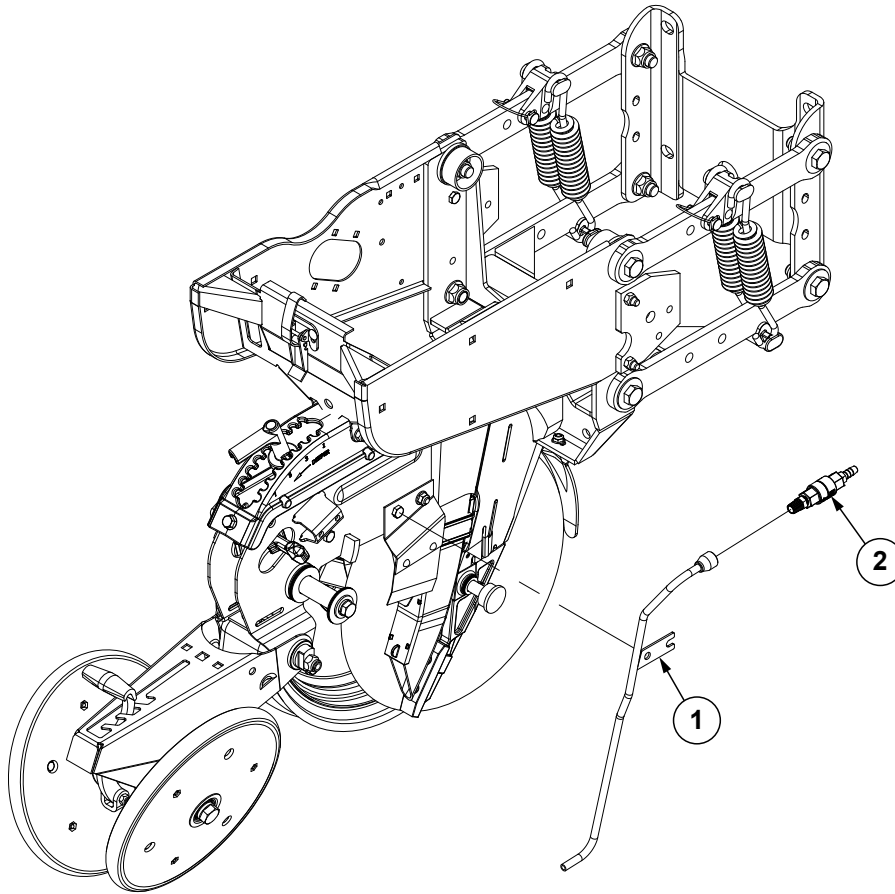
(A12335a/GR1808)

Model NGP-6055







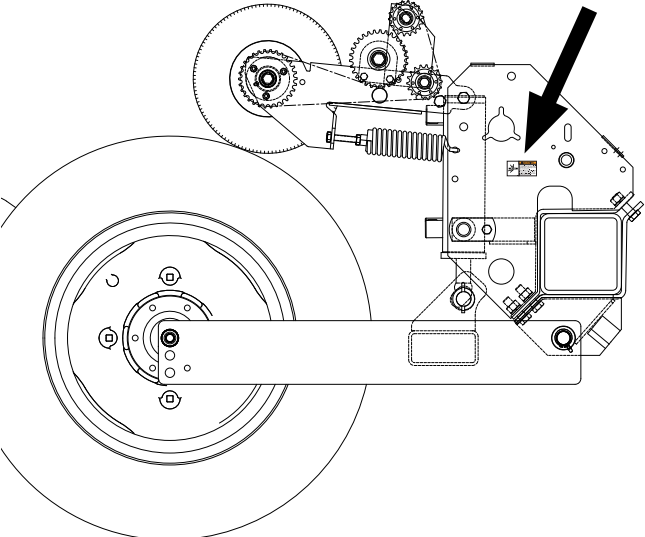
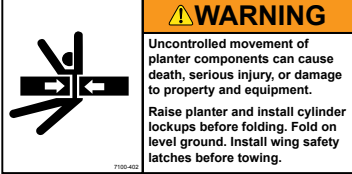
ITEM	PART NO.	QTY.	DESCRIPTION
1	GR1804	1	Flange Cover Assembly
	G10991	4	Hex Head Cap Screw, 5/16"-18 x 7/8"
2	GR1802	1	Connecting Rod Assembly
3	GR1801	1	Spacer Assembly
	G10693	3	Hex Socket Head Set Screw, 5/16"-18 x 3/8"
4	GR1123	2	Plug
5	GR1543	1	Vent Plug
6	GR1112	1	Woodruff Key
7	GR1120	1	Eccentric Pin
8	GR1124	1	Pin
9	GR1104	1	Bearing
10	GR1805	1	Setting Hub Assembly
11	GR1134	1	Stuffing Box Insert
12	GR1389	1	Sprocket, 18 Tooth
13	GR1808	1	Adjustment Wrench
14	GR1806	1	Setting Pointer Assembly
15	GR1795	1	Repair Kit, Includes: (6) Gaskets, (9) O-Rings, (4) Washers, (1) Retaining Ring, (2) Oil Seals, (1) Snap Ring, (1) Thrust Washer, (1) Rod Bushing, (2) Flange Plunger Packings, (2) Packing Springs, (2) Rod Vee Packing Sets
16	GR1799	2	Discharge Valve Assembly
17	GR1797	2	Suction Valve Assembly
18	GR1118	3	Setting Arm Key
19	GR1116	1	Bearing
20	G10306	1	Carriage Bolt, 3/8"-16 x 2"
	G10108	1	Lock Nut, 3/8"-16
21	G10003	4	Hex Head Cap Screw, 3/8"-16 x 1 1/2"
	G11387	4	Flat Washer, 3/8" SAE
	G10229	4	Lock Washer, 3/8"
	G10101	4	Hex Nut, 3/8"-16
22	GR2003	1	Valve Cover
23	GR2185	1	Crankshaft
A	GA12330	-	Piston Pump Complete W/18 Tooth Sprocket (Model NGP-6055)


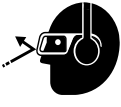




(IP1624)








ITEM	PART NO.	QTY.	DESCRIPTION
1	GA18822	-	Liquid Fertilizer Tube
2	GA20583	-	Check Valve Assembly

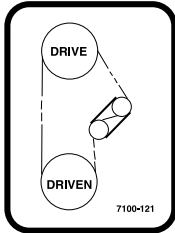
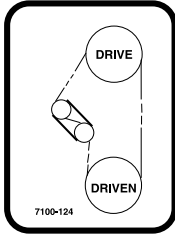
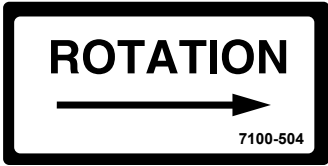
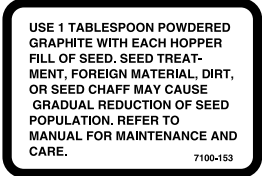

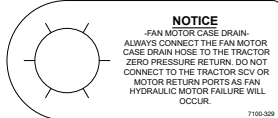
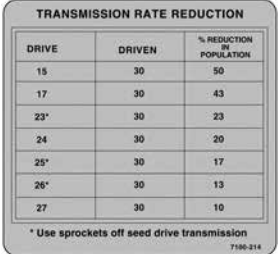

This page left blank intentionally.

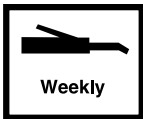



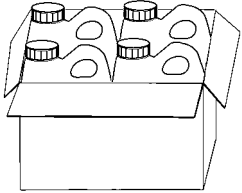



	 <p>Part No.: GD2199 Description: SMV Sign Quantity: 1</p>
	 <p>Part No.: G7100-397 Description: Decal, Warning Quantity: 1 (Per Row Marker Cylinder - Conventional) 4 (2 Per Row Marker)</p>
	 <p>Part No.: G7100-402 Description: Decal, Warning Quantity: 1 (Located on Wheel Modules On Both Ends Of Planter) 2 (One Located On Upper Side Of Each Inner Wheel Module Arm Clamp On Each Side Of Planter)</p>



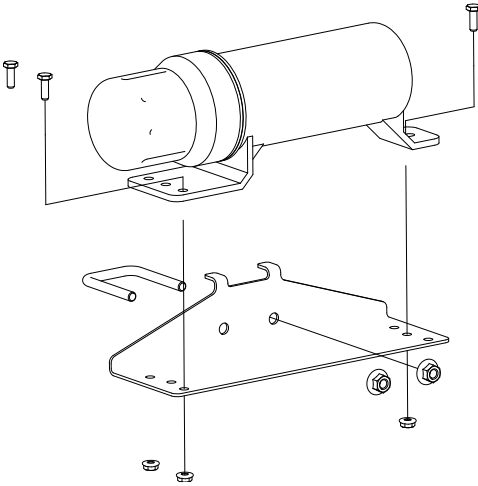

	 <p>CAUTION Fan can start at any time. Operating fan can blow debris and has a high noise level. Always wear eye and hearing protection when working around fan.</p>
<p>Part No.: G7100-392 Description: Decal, Caution Quantity: 2 (Located On Each Side Of Fan)</p>	
	 <p>CAUTION Taking apart this assembly may allow compressed spring to fly out and cause injury. Do not take apart assembly.</p>
	<p>Part No.: G7100-388 Description: Decal, Caution Quantity: 1</p>
	 <p>WARNING Agricultural chemicals can cause death or serious injury to persons, animals, and plants or seriously damage soil, equipment, and property. Read and follow all chemical and equipment manufacturer labels and instructions.</p>
	<p>Part No.: G7100-381 Description: Decal, Warning Quantity: 1 (1 Per Row Unit - Located On Underside Of Granular Chemical Hopper Lid)</p>

<p>12 Row 30" Shown</p> <p style="text-align: center;">G7100-557 and G7100-559</p>	<div style="background-color: #cccccc; width: 100px; height: 20px; margin-bottom: 10px;"></div> <p>Part No.: G7100-557 Description: Reflective Decal, Red, 2" x 9" Rectangular Quantity: 2 (One Located On Top Of Rear Side Of Planter Toolbar On Each Side Of Planter) (12 Row 30" Only)</p> <p>4 (Rear-Facing In Transport Position - Two Located On Top Of Rear Side Of Tire Scraper On Each Side Of Planter)</p> <hr/> <p>Part No.: G7100-558 Description: Reflective Decal, Amber, 2" x 9", Rectangular Quantity: 2 (Forward-Facing In Transport Position - One Located On The Granular Chemical Hopper Panel Extension On First Row Unit On Outer Side Of Hinge On Each Side Of Planter) (If Applicable)</p> <hr/> <p>Part No.: G7100-559 Description: Reflective Decal, Orange, 2" x 9" Rectangular Quantity: 2 (One Located On Bottom Of Rear Side Of Planter Toolbar On Each Side Of Planter) (12 Row 30" Only)</p> <p>4 (Rear-Facing In Transport Position - Two Located On Bottom Of Rear Side Of Tire Scraper On Each Side Of Planter)</p>
	<div style="background-color: #cccccc; width: 100px; height: 20px; margin-bottom: 10px;"></div> <p>Part No.: G7100-262 Description: Reflective Decal, Amber, 1 1/4" x 9", Die-Cut Quantity: 2 (Forward-Facing In Transport Position - One Located On The Hopper Support On First Row Unit On Outer Side Of Hinge On Each Side Of Planter)</p> <hr/> <div style="display: flex; align-items: center;"> <div style="border: 1px solid black; padding: 5px; width: 150px;"> <p style="background-color: orange; color: black; margin: 0;">WARNING</p> <p style="font-size: 8px; margin: 0;">Uncontrolled machine movement can crush resulting in death, serious injury, or damage to property and equipment. Install safety lockup devices before working under or transporting this equipment.</p> </div> </div> <hr/> <p>Part No.: G7100-385 Description: Decal, Warning Quantity: 4 (One Located on Each Safety Lockup)</p>

	 <div style="border: 1px solid black; padding: 5px;"> <p>⚠ WARNING</p> <p>Loss of control can cause death or serious injury, or damage to property and equipment. Tow only with farm tractor weight rated and configured for this equipment. Use safety chains and transport as specified in the Operator and Parts Manual.</p> </div>
	<p>Part No.: G7100-393 Description: Decal, Warning Quantity: 1</p> <p>Part No.: GD1512 Description: Tie Strap, 7½"</p> <p>Part No.: GD2117 Description: Tie Strap, 14½"</p> <p>Part No.: GD2984 Description: Tie Strap, 34"</p>
	<p>Part No.: GD10057-01 Description: Hose Identification Sleeve, Red AA</p> <p>Part No.: GD10057-02 Description: Hose Identification Sleeve, Red BB</p> <p>Part No.: GD10057-03 Description: Hose Identification Sleeve, Blue AA</p> <p>Part No.: GD10057-04 Description: Hose Identification Sleeve, Blue BB</p>
<div style="border: 1px solid black; padding: 5px; text-align: center;"> <p>ROTATE KNURLED COLLAR ON WRAP SPRING TIGHTENER TO RELEASE SPRING TENSION</p> <p style="font-size: small;">7100-295</p> </div>	<p>Part No.: G7100-295 Description: Decal, Spring Tension Release Quantity: -</p>
<div style="border: 1px solid black; padding: 5px; text-align: center;"> <p>Econo • Fold®</p> <p style="font-size: x-small;">7100-178</p> </div>	<p>Part No.: G7100-178 Description: Decal, Econ-Fold®, ¾" x 3" Quantity: 1</p>
<div style="border: 1px solid black; padding: 5px;">  <div style="border: 1px solid black; padding: 2px;"> <p>⚠ WARNING</p> <p>Improper operation or servicing of this equipment can result in death or serious injury. Read and follow all instructions in the Operator and Parts Manual.</p> <p>Contact your Kinze dealer or go to www.kinze.com to order a replacement manual.</p> </div> <p style="font-size: x-small;">7100-387</p> </div>	<p>Part No.: G7100-387 Description: Decal, Warning Quantity: 1</p>
<div style="border: 1px solid black; padding: 5px; text-align: center;"> <p>TORQUE 5/8" SPINDLE BOLTS TO 120 FT/LBS. CHECK PERIODICALLY AND RE-TORQUE AS NEEDED.</p> <p style="font-size: x-small;">7100-234</p> </div>	<p>Part No.: G7100-234 Description: Decal, Bolt Torque Quantity: -</p>

	<p>Part No.: G7100-121 Description: Decal, Transmission, R.H. Quantity: 1</p>
	<p>Part No.: G7100-124 Description: Decal, Transmission, L.H. Quantity: 1</p>
	<p>Part No.: G7100-504 Description: Decal, Point Row Couth Rotation</p>
	<p>Part No.: G7100-153 Description: Decal, Information Quantity: 1 Per Brush-Type Seed Meter</p>
	<p>Part No.: G7100-337 Description: Decal, Instruction</p>
	<p>Part No.: G7100-329 Description: Tag, Fan Motor Case Drain</p>
	<p>Part No.: G7100-214 Description: Decal, Two-Speed Point Row Clutch Rate Reduction Quantity: 1</p>
	<p>Part No.: G7100-116 Description: Decal, Grease Daily</p>

 <p>Weekly</p>	<p>Part No.: G7100-110 Description: Decal, Grease Weekly</p>
	<p>Part No.: GR2127MPP Description: Blue Paint, Twelve Aerosol Cans</p>
	<p>Part No.: GR0146MPP Description: Powdered Graphite, Twenty-Four 1 Pound Containers</p> <p>Part No.: GR2335 Description: Powdered Graphite, 40 Pound Container</p>
	<p>Part No.: GR1570MPP Description: Talc Lubricant, Four 8 Pound Containers</p> <p>Part No.: GR2334 Description: Talc Lubricant, 40 Pound Container</p>
	<p>Part No.: GR1842MPP Description: Graphite Lubricant, Four 5 Pound Containers</p>
	<p>Part No.: GR2336 Description: Talc/Graphite Blend (80 Talc/20 Graphite), 40 Pound Container</p>
	<p>Part No.: GR2241MPP Description: Dispensing Cap, 10/Package</p>
	<p>Part No.: G10074101 Description: Decal, Kinze 3205 (2021-2023 Production) Quantity: 2 (1 On Each Side of Hitch)</p>

	<p>Part No.: G10769501 Description: Decal, Kinze 3205 (2024 Production and On) Quantity: 2 (1 On Each Side of Hitch)</p>
	<p>Part No.: GM0301-01 Description: Operator Manual, Model 3205</p> <p>Part No.: GM0301-02 Description: Parts Manual, Model 3205</p> <p>Part No.: GPR1094 Description: Binder (Contact Kinze Parts To Order)</p>
	<p>Part No.: GA15422 Description: Operator's Manual Canister Quantity: 1</p> <p>Part No.: GD22685 Description: Manual Canister Bracket Quantity: 1</p> <p>Part No.: GD22692 Description: U-Bolt, 1 1/4" x 1 3/4" x 3/8"-16 Quantity: 1</p> <p>Part No.: G11091 Description: Serrated Flange Nut, 3/8"-16 Quantity: 2</p> <p>Part No.: G11166 Description: Hex Socket Flange Cap Screw, 1/4"-20 x 3/4" Quantity: 3</p> <p>Part No.: G11320 Description: Lock Nut, 1/4"-20, Grade B Quantity: 3</p>
	<p>Part No.: G7100-484 Description: Decal, American Flag</p>

Part No.	Page	Part No.	Page	Part No.	Page	Part No.	Page
**R1038	P75	*D12251	P72	G10007	P46	G10047	P8
**R1039	P75	*D12251	P73	G10007	P48	G10047	P46
**R1040	P75	*D15792-09	P42	G10010	P12	G10047	P62
**R1041	P75	*D17151-20	P36	G10010	P32	G10047	P66
**R1042	P75	*D29649	P69	G10010	P34	G10047	P94
**R1046	P75	*D29649	P70	G10010	P98	G10049	P58
**R1048	P75	*D29649	P72	G10011	P44	G10049	P66
*A1000	P78	*R1032	P75	G10011	P44	G10053	P52
*A1010	P78	*R1033	P75	G10011	P94	G10053	P54
*A1020	P78	*R1034	P75	G10011101	P6	G10055	P54
*A1020	P78	*R1036	P75	G10011201	P6	G10055	P102
*A1106	P50	*R1043	P75	G10013	P14	G10061	P4
*A1168	P50	*R1044	P75	G10013	P54	G10061	P16
*A12009	P78	*R1047	P75	G10014	P4	G10062	P42
*A12010	P78	700-01078	P20	G10014	P12	G10064	P2
*A12011	P37	700-01339	P22	G10016	P42	G10064	P14
*A12013	P37	A11938	P48	G10017	P42	G10064	P50
*A18693-108	P37	A26287	P26	G10017	P48	G10064	P80
*A21549-108	P37	A4295	P69	G10017	P54	G10071	P4
*A24473	P73	A6524	P74	G10017	P54	G10071	P52
*A26167	P70	A7370	P102	G10017	P62	G10074101	P118
*A26167	P72	A7538	P70	G10017	P94	G10090401	P10
*A26168	P69	A7538	P72	G10017	P100	G10096	P100
*A26936-173	P78	A8036	P48	G10018801	P10	G10101	P14
*A26939-108	P37	A8048	P44	G10019	P44	G10101	P36
*A26939-172	P78	A8836	P73	G10019	P68	G10101	P42
*A3114	P78	G10001	P14	G10019	P86	G10101	P54
*A3176	P78	G10001	P36	G10020	P20	G10101	P58
*A3180	P50	G10001	P44	G10021	P20	G10101	P58
*A3395	P37	G10001	P86	G10022	P20	G10101	P62
*A3397	P37	G10001	P102	G10023	P27	G10101	P82
*A8294	P37	G10002	P10	G10023	P42	G10101	P86
*A8295	P37	G10002	P27	G10023	P48	G10101	P102
*D12012	P73	G10002	P94	G10023	P58	G10101	P102
*D12038	P70	G10003	P2	G10023	P58	G10101	P110
*D12038	P72	G10003	P4	G10023	P80	G10101	P100
*D12056	P69	G10003	P66	G10023	P102	G10102	P42
*D12210	P69	G10003	P102	G10026	P52	G10102	P42
*D12210	P70	G10003	P102	G10028	P44	G10102	P42
*D12210	P72	G10003	P110	G10028	P44	G10102	P48
*D12210	P73	G10004	P6	G10028601	P12	G10102	P66
*D12212	P73	G10004	P32	G10028701	P12	G10102	P68
*D12213	P73	G10004	P34	G10028801	P12	G10102	P68
*D12214	P73	G10004	P52	G10036	P30	G10102	P80
*D12227	P70	G10004	P54	G10036	P44	G10102	P94
*D12227	P72	G10004	P54	G10036	P54	G10102	P94
*D12228	P70	G10004	P62	G10038	P102	G10102	P102
*D12228	P72	G10004	P100	G10038601	P4	G10102	P102
*D12231	P69	G10005	P6	G10039	P42	G10102	P100
*D12232	P69	G10005	P10	G10041	P34	G10103	P50
*D12251	P69	G10005	P42	G10045	P68	G10103	P50
*D12251	P70	G10006	P52	G10046	P94	G10103	P58

Part No.	Page	Part No.	Page	Part No.	Page	Part No.	Page
G10103	P58	G10108	P86	G10207	P102	G10230	P44
G10103	P102	G10108	P94	G10210	P46	G10230	P44
G10103	P48	G10108	P94	G10215	P78	G10230	P48
G10103	P100	G10108	P101	G10216	P12	G10230	P52
G10104	P6	G10108	P110	G10217	P95	G10230	P61
G10104	P6	G10109	P14	G10227	P50	G10230	P66
G10104	P42	G10109	P32	G10227	P50	G10230	P94
G10104	P42	G10109	P34	G10227	P58	G10230	P94
G10104	P42	G10109	P68	G10227	P58	G10230	P106
G10104	P44	G10110	P26	G10227	P58	G10230	P99
G10104	P44	G10110	P42	G10227	P63	G10230	P100
G10104	P48	G10110	P48	G10227	P102	G10231	P44
G10104	P52	G10110	P62	G10227	P100	G10231	P52
G10104	P54	G10110	P68	G10228	P12	G10232	P44
G10104	P61	G10110	P80	G10228	P42	G10232	P54
G10104	P66	G10110	P80	G10228	P42	G10232	P94
G10104	P94	G10111	P14	G10228	P42	G10232	P102
G10104	P94	G10111	P30	G10228	P48	G10232	P102
G10104	P106	G10111	P48	G10228	P66	G10232	P103
G10104	P99	G10111	P52	G10228	P68	G10233	P53
G10104	P100	G10111	P53	G10228	P68	G10233	P62
G10105	P44	G10111	P54	G10228	P68	G10233	P98
G10106	P44	G10111	P58	G10228	P80	G10233	P101
G10106	P54	G10111	P62	G10228	P94	G10234201	P36
G10106	P102	G10111	P94	G10228	P102	G10234601	P2
G10106	P102	G10111	P95	G10228	P102	G10234801	P2
G10106	P103	G10112	P44	G10228	P100	G10235	P48
G10107	P14	G10122301	P4	G10229	P14	G10235	P55
G10107	P30	G10128	P53	G10229	P27	G10235	P102
G10107	P44	G10128	P54	G10229	P32	G10236	P48
G10107	P44	G10128	P54	G10229	P34	G10253	P58
G10107	P46	G10128	P54	G10229	P36	G10254701	P91
G10107	P54	G10130	P54	G10229	P42	G10254801	P91
G10107	P54	G10130	P62	G10229	P58	G10254901	P91
G10107	P66	G10131	P62	G10229	P62	G10257	P58
G10107	P94	G10133	P14	G10229	P62	G10266501	P22
G10107	P102	G10133	P32	G10229	P82	G10278	P106
G10108	P2	G10152	P42	G10229	P86	G10292	P106
G10108	P4	G10152	P94	G10229	P102	G10303	P54
G10108	P16	G10157	P44	G10229	P102	G10303	P55
G10108	P17	G10159	P52	G10229	P102	G10303	P102
G10108	P26	G10159	P66	G10229	P110	G10303	P102
G10108	P36	G10168	P53	G10229	P100	G10303	P103
G10108	P36	G10168	P68	G10229401	P82	G10306	P94
G10108	P44	G10168	P68	G10229401	P86	G10306	P101
G10108	P46	G10169	P44	G10230	P6	G10306	P110
G10108	P48	G10171	P86	G10230	P6	G10308	P14
G10108	P66	G10192101	P2	G10230	P12	G10309	P16
G10108	P66	G10201	P8	G10230	P14	G10310	P8
G10108	P66	G10201	P17	G10230	P42	G10310	P26
G10108	P74	G10201	P26	G10230	P42	G10312	P4
G10108	P82	G10207	P4	G10230	P42	G10312	P26

Part No.	Page	Part No.	Page	Part No.	Page	Part No.	Page
G10315	P26	G10476201	P22	G10620	P98	G10752	P6
G10322501	P12	G10478	P53	G10621	P8	G10752	P16
G10323	P20	G10478	P61	G10621	P16	G10753	P36
G10324	P73	G10478101	P22	G10621	P20	G10757	P26
G10325	P10	G10483101	P24	G10621	P20	G10758	P26
G10325	P26	G10483101	P24	G10621	P26	G10765	P32
G10325	P58	G10485	P100	G10621	P27	G10765	P34
G10326	P17	G10496	P58	G10622	P10	G10779	P73
G10326	P42	G10496	P62	G10622	P42	G10809	P66
G10329801	P16	G10497	P58	G10622	P48	G10821	P62
G10334701	P12	G10500	P20	G10623	P100	G10842301	P80
G10334801	P12	G10500901	P4	G10626	P106	G10842401	P80
G10334901	P12	G10501	P54	G10626	P100	G10842501	P80
G10335001	P12	G10501	P54	G10627	P100	G10844	P68
G10335101	P12	G10501	P54	G10628	P100	G10857	P100
G10335201	P12	G10501	P102	G10629	P106	G10859	P58
G10338	P8	G10502X	P1	G10630	P100	G10862	P66
G10338	P16	G10503	P32	G10636	P30	G10864	P26
G10370	P102	G10503	P34	G10636	P52	G10871	P94
G10397	P53	G10503	P66	G10640	P48	G10871601	P12
G10397801	P10	G10527	P62	G10640	P62	G10871701	P12
G10397801	P12	G10544	P68	G10640	P66	G10871801	P12
G10397801	P98	G10546	P16	G10640	P66	G10874	P52
G10401	P20	G10546	P28	G10640	P94	G10879	P66
G10404	P48	G10551	P4	G10641	P44	G10880	P62
G10409	P53	G10560	P66	G10641	P66	G10888	P100
G10409	P61	G10567	P16	G10652801	P34	G10889	P99
G10412	P55	G10567	P28	G10652901	P34	G10900	P58
G10412	P102	G10570	P28	G10660	P28	G10901	P8
G10427101	P34	G10580	P50	G10670	P26	G10901	P100
G10429101	P20	G10581	P48	G10670	P27	G10917	P106
G10429301	P20	G10599	P14	G10671	P46	G10923	P54
G10438	P4	G10599	P36	G10672	P99	G10923	P62
G10450	P95	G10599	P42	G10672	P100	G10927	P86
G10451	P66	G10599	P48	G10674	P100	G10928	P86
G10455	P62	G10602	P16	G10676	P42	G10931	P86
G10457	P48	G10602	P20	G10676	P99	G10939	P74
G10457	P48	G10602	P28	G10681	P39	G10940	P12
G10457	P48	G10602	P53	G10681	P106	G10949601	P73
G10460	P52	G10602	P61	G10687	P8	G10958	P74
G10460	P66	G10602	P101	G10690	P20	G10961	P98
G10460	P66	G10603	P20	G10693	P110	G10966	P26
G10460	P66	G10604	P20	G10722	P68	G10969	P73
G10461	P48	G10615	P106	G10725	P68	G10974	P32
G10463	P50	G10619	P106	G10732	P6	G10974	P34
G10463	P50	G10620	P4	G10733	P106	G10984X	P1
G10463	P50	G10620	P8	G10734	P106	G10991	P94
G10463	P66	G10620	P16	G10745401	P4	G10991	P110
G10470	P20	G10620	P26	G10745401	P82	G11009	P20
G10475	P22	G10620	P55	G10751	P6	G11009	P24
G10475	P24	G10620	P86	G10751	P55	G11013001	P8
G10475701	P4	G10620	P86	G10751	P102	G11013001	P16

Part No.	Page	Part No.	Page	Part No.	Page	Part No.	Page
G11015	P4	G11385	P80	G11400	P66	G1K426	P38
G11042X	P24	G11386	P12	G11415	P86	G1K758	P6
G11047X	P24	G11386	P94	G11418	P68	G2100-03	P102
G11048X	P24	G11386	P103	G11419	P14	G2100-03	P103
G11073	P28	G11387	P4	G11448	P22	G2406-08-06	P50
G11075	P62	G11387	P8	G11448	P24	G2603-08	P78
G11078	P63	G11387	P14	G11453	P63	G2703-08	P78
G11081	P52	G11387	P14	G11514	P6	G306-08	P78
G11091	P6	G11387	P16	G11556	P24	G3302-07	P66
G11091	P8	G11387	P17	G11578	P24	G3303-108	P6
G11091	P52	G11387	P26	G11591	P4	G3303-108	P26
G11091	P54	G11387	P36	G11592	P4	G3303-114	P26
G11091	P119	G11387	P44	G11618	P23	G3303-16	P6
G11100	P63	G11387	P44	G11619	P24	G3303-34	P8
G11105X	P24	G11387	P58	G11693	P24	G3303-88	P8
G11106X	P24	G11387	P58	G11704	P36	G3303-98	P6
G11107X	P24	G11387	P62	G11793	P28	G3310-102	P54
G11124	P36	G11387	P66	G11862	P14	G3310-104	P54
G11124	P82	G11387	P66	G11874	P46	G3310-139	P102
G11133	P36	G11387	P82	G11934	P58	G3310-66	P102
G11152X	P24	G11387	P86	G11960	P82	G3310-74	P54
G11153X	P24	G11387	P94	G11960	P86	G3310-80	P62
G11154X	P24	G11387	P101	G11961	P82	G3310-91	P54
G11166	P42	G11387	P102	G11961	P86	G3324-01	P46
G11166	P119	G11387	P102	G11965	P23	G3400-01	P102
G11172	P23	G11387	P110	G11976	P6	G3400-01	P103
G11188	P42	G11389	P32	G12103	P90	G4201-04	P100
G11202	P82	G11389	P34	G12212-08	P90	G4202-05	P100
G11202	P86	G11389	P36	G1K248	P80	G4205-04	P106
G11204	P42	G11389	P94	G1K248	P82	G4301-06	P106
G11209	P26	G11389	P94	G1K248	P86	G4425-01	P100
G11214	P48	G11389	P102	G1K252	P80	G4602-02	P100
G11215	P36	G11389	P100	G1K252	P82	G6325X	P6
G11228	P32	G11391	P8	G1K252	P86	G6400-06	P39
G11228	P34	G11391	P14	G1K253	P103	G6400-06	P50
G11232	P54	G11391	P42	G1K268	P36	G6400-06	P75
G11232	P103	G11391	P42	G1K268	P59	G6400-08	P78
G11236	P32	G11391	P44	G1K268	P82	G6400-08-04	P78
G11236	P34	G11391	P46	G1K296	P12	G6400-08-06	P50
G11237	P106	G11391	P52	G1K320	P80	G6400-10	P39
G11281	P24	G11391	P54	G1K320	P82	G6400-12	P39
G11306	P100	G11391	P55	G1K321	P80	G6408-04	P73
G11308	P100	G11391	P68	G1K321	P83	G6408-06	P39
G11314	P52	G11391	P95	G1K322	P82	G6408-08	P69
G11320	P119	G11391	P98	G1K345	P14	G6408-08	P70
G11342	P100	G11391	P102	G1K362	P82	G6408-08	P72
G11353	P100	G11392	P32	G1K362	P86	G6408-08	P73
G11353	P100	G11392	P34	G1K363	P82	G6408-12	P39
G11354	P100	G11396	P48	G1K363	P86	G6500-06	P38
G11385	P26	G11396	P62	G1K364	P82	G6500-06	P39
G11385	P28	G11400	P52	G1K378	P63	G6500-08	P78
G11385	P80	G11400	P66	G1K379	P63	G6500-12	P39

Part No.	Page	Part No.	Page	Part No.	Page	Part No.	Page
G6801-06.....	P38	GA11285.....	P54	GA15422.....	P119	GA20902.....	P86
G6801-06.....	P39	GA11592.....	P66	GA15882.....	P88	GA21104.....	P70
G6801-06-08.....	P50	GA11699.....	P36	GA15883.....	P88	GA21105.....	P70
G6801-08.....	P78	GA11934.....	P39	GA15884.....	P88	GA21106.....	P69
G6801-10.....	P38	GA11940.....	P42	GA16082.....	P83	GA21106.....	P70
G6801-10.....	P39	GA11945.....	P42	GA16157.....	P100	GA21106.....	P72
G6801-12-10.....	P38	GA11946.....	P42	GA16343.....	P88	GA21109.....	P72
G7100-110.....	P118	GA11959.....	P42	GA16348.....	P88	GA21111.....	P69
G7100-116.....	P117	GA11960.....	P42	GA16349.....	P90	GA21112.....	P69
G7100-121.....	P117	GA11961.....	P42	GA16350.....	P88	GA21406.....	P36
G7100-124.....	P117	GA11968.....	P48	GA16351.....	P90	GA21515.....	P86
G7100-153.....	P117	GA11987.....	P36	GA16352.....	P90	GA21676.....	P12
G7100-178.....	P116	GA12108.....	P94	GA16355.....	P92	GA21677.....	P12
G7100-214.....	P117	GA12109.....	P94	GA16374.....	P8	GA2180.....	P53
G7100-234.....	P116	GA12143.....	P16	GA16374.....	P88	GA2180.....	P62
G7100-262.....	P115	GA12235.....	P32	GA16374.....	P90	GA24239.....	P30
G7100-295.....	P116	GA12236.....	P32	GA16374.....	P92	GA24543.....	P38
G7100-329.....	P117	GA12330.....	P110	GA16382.....	P88	GA24545.....	P36
G7100-337.....	P117	GA12403.....	P83	GA16382.....	P90	GA24649.....	P90
G7100-381.....	P114	GA12537.....	P90	GA16428.....	P100	GA24652.....	P90
G7100-385.....	P115	GA12539.....	P90	GA16826.....	P88	GA24676.....	P24
G7100-387.....	P116	GA12540.....	P90	GA16826.....	P90	GA24752.....	P24
G7100-388.....	P114	GA12558.....	P90	GA16831.....	P90	GA24825.....	P52
G7100-392.....	P114	GA12559.....	P90	GA16832.....	P92	GA24826.....	P52
G7100-393.....	P116	GA12563.....	P86	GA16833.....	P92	GA24828.....	P52
G7100-397.....	P113	GA12596.....	P90	GA16834.....	P92	GA24857.....	P76
G7100-402.....	P113	GA12598.....	P90	GA16923.....	P86	GA24873.....	P18
G7100-504.....	P117	GA12812.....	P36	GA17009.....	P88	GA24877.....	P24
G7100-557.....	P115	GA12812.....	P88	GA17009.....	P90	GA24878.....	P23
G7100-558.....	P115	GA12852.....	P90	GA1720.....	P6	GA24887.....	P90
G7100-559.....	P115	GA12853.....	P90	GA1720.....	P8	GA25526.....	P59
G8647x.....	P83	GA12868.....	P90	GA17200.....	P88	GA25528.....	P59
G9881X.....	P98	GA13521.....	P83	GA17547.....	P36	GA25529.....	P59
G9897X.....	P24	GA13562.....	P90	GA17547.....	P59	GA25954.....	P59
G9903X.....	P24	GA13622.....	P100	GA17547.....	P82	GA26287.....	P27
G9948X.....	P46	GA13980.....	P82	GA18311.....	P98	GA2660.....	P100
GA0245.....	P68	GA13986.....	P44	GA18353.....	P2	GA26876.....	P68
GA0257.....	P68	GA14115.....	P100	GA18822.....	P111	GA26909.....	P68
GA10036.....	P98	GA14158.....	P100	GA2007.....	P16	GA26920.....	P10
GA10037.....	P98	GA14348.....	P52	GA2012L.....	P10	GA26924-01.....	P78
GA10054.....	P58	GA14349.....	P52	GA2012R.....	P10	GA26924-02.....	P78
GA10123.....	P73	GA14412.....	P52	GA2014.....	P32	GA26924-03.....	P78
GA10137.....	P16	GA14413.....	P52	GA2014.....	P34	GA26924-04.....	P78
GA10148.....	P36	GA14449.....	P90	GA2019.....	P20	GA26924-05.....	P37
GA10151.....	P8	GA14450.....	P90	GA2020.....	P20	GA26924-06.....	P37
GA10151.....	P16	GA14452.....	P90	GA20583.....	P111	GA26924-11.....	P37
GA10157.....	P4	GA14847.....	P36	GA20622.....	P24	GA26958.....	P14
GA10635.....	P36	GA15151.....	P68	GA20640.....	P16	GA27038.....	P32
GA10752.....	P36	GA15197.....	P14	GA2068.....	P54	GA27038.....	P34
GA10799.....	P36	GA15288.....	P88	GA2068.....	P102	GA3893.....	P106
GA11154.....	P36	GA15290.....	P88	GA20822.....	P75	GA4293.....	P39
GA11155.....	P36	GA15416.....	P94	GA20902.....	P82	GA4376.....	P52

Part No.	Page	Part No.	Page	Part No.	Page	Part No.	Page
GA4444	P27	GA6798	P44	GA8328	P36	GB0266	P4
GA4976	P106	GA6800	P50	GA8328	P59	GB0267	P4
GA4995	P44	GA6823	P80	GA8329	P36	GB0268	P14
GA5090	P54	GA6824	P80	GA8329	P59	GB0274	P4
GA5090	P101	GA6907	P26	GA8335	P48	GB0276	P12
GA5105	P53	GA6966	P94	GA8343	P20	GB0278	P16
GA5105	P54	GA7022	P48	GA8364	P28	GB0278	P28
GA5105	P62	GA7137	P58	GA8366	P28	GB0282	P14
GA5106	P62	GA7144	P59	GA8371	P27	GB0283	P61
GA5107	P53	GA7154	P53	GA8393	P58	GB0285	P4
GA5107	P54	GA7154	P54	GA8603	P30	GB0287	P61
GA5107	P62	GA7154	P101	GA8603	P94	GB0296	P94
GA5108	P62	GA7165	P59	GA8641	P30	GB0314	P6
GA5109	P62	GA7336	P62	GA8760	P32	GB0322	P94
GA5109	P101	GA7417	P58	GA8911	P74	GB0323	P94
GA5110	P62	GA7418	P58	GA8931	P107	GB0366	P6
GA5111	P62	GA7434	P52	GA9144	P82	GB0383	P32
GA5112	P62	GA7482	P62	GA9145	P66	GB0383	P34
GA5113	P62	GA7513	P48	GA9207	P80	GB0387	P32
GA5114	P53	GA7854	P82	GA9209	P80	GB0387	P34
GA5114	P54	GA7854	P86	GA9433	P94	GB0400	P94
GA5116	P62	GA7855	P82	GA9434	P94	GB0405	P94
GA5118	P102	GA7857	P82	GA9437	P94	GB0410	P20
GA5121	P52	GA7859	P82	GA9454	P94	GB0464	P32
GA5122	P52	GA7859	P86	GA9455	P94	GB0464	P34
GA5146	P62	GA8033	P48	GA9456	P94	GB0554	P68
GA5202	P54	GA8041	P52	GA9457	P94	GB0676	P24
GA5202	P101	GA8041	P54	GA9472	P98	GB0697	P23
GA5385	P80	GA8042	P54	GA9553	P54	GB0780	P23
GA5552	P75	GA8046	P83	GA9554	P54	GB0815	P23
GA5600	P82	GA8046	P86	GA9714	P18	GB0818	P24
GA5600	P86	GA8047	P80	GA9846	P54	GB0823	P23
GA5624	P62	GA8047	P83	GA9846	P102	GB0827	P42
GA5629	P62	GA8047	P86	GA9870	P52	GB0907	P24
GA5654	P32	GA8050	P86	GA9964	P36	GB0920	P24
GA5654	P34	GA8072	P66	GA9978	P83	GB0921	P24
GA5698	P22	GA8073	P66	GA9978	P86	GB0926	P24
GA5699	P22	GA8075	P66	GA9979	P83	GB0958	P24
GA5755	P44	GA8076	P66	GA9979	P86	GB1084	P22
GA5853	P68	GA8082	P100	GB0110	P20	GB1090	P82
GA6055	P48	GA8084	P101	GB0115	P28	GB1090	P82
GA6147	P83	GA8086	P100	GB0116	P28	GB1090	P86
GA6147	P86	GA8087	P100	GB0120	P20	GB1090	P86
GA6171	P12	GA8088	P100	GB0156	P44	GB1107	P22
GA6171	P14	GA8097	P44	GB0169	P44	GB1123	P22
GA6171	P14	GA8114	P100	GB0186	P6	GB1124	P22
GA6171	P14	GA8155	P100	GB0218	P54	GB1130	P22
GA6171	P98	GA8156	P100	GB0218	P102	GB1131	P22
GA6434	P14	GA8168	P102	GB0239	P14	GB1132	P22
GA6527	P106	GA8312	P44	GB0254	P14	GB1133	P22
GA6597	P14	GA8318	P44	GB0258	P102	GB1134	P22
GA6741	P26	GA8326	P28	GB0265	P4	GB1147	P22

Part No.	Page	Part No.	Page	Part No.	Page	Part No.	Page
GB1147	P23	GD11045	P54	GD11747	P18	GD15849-02	P36
GB1148	P22	GD11045	P62	GD11751	P66	GD15863	P36
GB1171	P22	GD11089	P80	GD11784	P34	GD15867-03	P42
GB1223	P6	GD11089	P82	GD11787	P20	GD15867-06	P42
GB1224	P6	GD11089	P86	GD11950	P74	GD16188	P39
GB1224	P6	GD1109	P14	GD11953	P98	GD16245	P4
GB1225	P68	GD11115	P66	GD11962	P8	GD16466	P42
GB1231	P24	GD11120	P58	GD11962	P17	GD16598	P42
GB1237	P24	GD11125	P53	GD11962	P26	GD16598	P86
GD0453-03	P66	GD1113	P6	GD11963-01	P101	GD16839	P42
GD0746	P68	GD11132	P94	GD11983	P73	GD16840	P42
GD0840	P68	GD1114	P61	GD11999	P74	GD16842	P42
GD0914-20	P61	GD1114	P94	GD12102	P69	GD16991	P42
GD10036	P6	GD1114	P99	GD12102	P70	GD16992	P42
GD10057-01	P116	GD1114	P106	GD12102	P72	GD17046	P48
GD10057-02	P116	GD1114	P100	GD12102	P73	GD17052	P16
GD10057-03	P116	GD11157	P54	GD12501	P74	GD17061-01	P48
GD10057-04	P116	GD11158	P53	GD12502	P74	GD17073	P42
GD10103	P58	GD11169	P82	GD12505	P70	GD17074	P42
GD10104	P58	GD11170	P82	GD12505	P72	GD17105-01	P48
GD10123	P58	GD11177	P50	GD12507	P69	GD17106	P48
GD10200	P58	GD11219	P26	GD12561	P18	GD18013	P86
GD10207	P73	GD11235	P99	GD12561	P18	GD18118	P82
GD1026	P8	GD11239	P16	GD12616-78	P61	GD18118	P86
GD1026	P17	GD11239	P28	GD12676	P94	GD18168	P82
GD1026	P26	GD11240	P28	GD12677	P94	GD18168	P86
GD1026	P62	GD11259	P4	GD12679	P94	GD18176	P90
GD1026	P94	GD11279	P18	GD12685	P94	GD18407	P90
GD10283	P68	GD11286	P20	GD13287	P94	GD18408	P90
GD1041	P20	GD11297	P28	GD13309	P98	GD1862	P100
GD1042	P20	GD11298	P48	GD13348	P82	GD18704	P20
GD10519	P32	GD11300	P48	GD13401	P52	GD19292	P30
GD10519	P34	GD11305	P26	GD14217	P6	GD19333	P20
GD10525	P58	GD11306	P10	GD14258	P36	GD19343	P62
GD10528	P58	GD1132	P32	GD14308	P73	GD19344	P62
GD10529	P58	GD1132	P34	GD14413	P63	GD19759	P86
GD1059L	P27	GD11393-78	P62	GD14414	P63	GD19790	P20
GD1059R	P27	GD11394-79	P62	GD14427	P62	GD20060	P100
GD1060	P27	GD11394-90	P62	GD14431	P62	GD20456	P52
GD1061	P28	GD11395	P61	GD14432	P62	GD20461	P52
GD1063	P28	GD11413	P16	GD14512	P58	GD21142	P66
GD1065	P8	GD11413	P28	GD14513	P58	GD21143	P66
GD1065	P17	GD11424	P27	GD14529	P73	GD2117	P116
GD10674-02	P66	GD11474	P82	GD14534	P48	GD21337	P6
GD10777	P99	GD11474	P86	GD14626	P42	GD21540	P68
GD1083	P20	GD11490	P52	GD14660	P36	GD2199	P113
GD1085	P14	GD11528	P20	GD1512	P116	GD2200	P48
GD10963	P26	GD11557	P94	GD15386	P66	GD22685	P119
GD10984	P26	GD11558	P94	GD15698	P20	GD22692	P119
GD10991	P12	GD11677	P30	GD15699	P22	GD22968	P88
GD10993	P4	GD11700	P39	GD15803	P36	GD22974	P88
GD11001	P4	GD11700	P106	GD15804	P36	GD22975	P88

Part No.	Page	Part No.	Page	Part No.	Page	Part No.	Page
GD23002	P73	GD35847	P36	GD7972	P48	GR1015	P100
GD23773	P8	GD3612	P4	GD7976	P44	GR1016	P106
GD23774	P8	GD3622	P99	GD8218	P66	GR1016	P100
GD2423	P26	GD3623	P99	GD8260	P44	GR1017	P106
GD24545	P4	GD36277	P26	GD8460	P14	GR1017	P100
GD2558	P54	GD36709	P12	GD8751	P82	GR1018	P106
GD2558	P61	GD36713	P12	GD8751	P86	GR1018	P100
GD2558	P102	GD36856	P10	GD8770	P82	GR1019	P100
GD2597	P68	GD36860	P10	GD8770	P86	GR1019	P106
GD26146	P14	GD36866	P78	GD8771	P82	GR1035	P75
GD26593	P24	GD36922	P20	GD8771	P86	GR1037	P50
GD26598	P98	GD36990	P10	GD8778	P22	GR1037	P69
GD2697	P66	GD3951	P99	GD8893-07	P46	GR1037	P70
GD26973	P32	GD4086	P37	GD9120	P14	GR1037	P72
GD26973	P34	GD5752	P54	GD9229	P53	GR1037	P73
GD2721	P66	GD5752	P101	GD9254	P30	GR1037	P75
GD27235	P69	GD5753	P54	GD9589	P50	GR1037	P78
GD27235	P70	GD5753	P101	GD9591	P50	GR1037	P78
GD27235	P72	GD5756	P102	GD9667	P58	GR1045	P38
GD2734-13	P44	GD5827	P101	GD9671	P58	GR1045	P39
GD28390	P4	GD5835	P61	GD9672	P58	GR1045	P39
GD28631	P24	GD5841	P52	GD9688	P48	GR1045	P39
GD2947	P26	GD5857	P54	GD9699	P50	GR1045	P50
GD29507	P16	GD5857	P61	GD9724	P32	GR1045	P50
GD2962	P62	GD5857	P82	GD9724	P34	GR1045	P75
GD29657	P24	GD5857	P101	GD9762	P50	GR1045	P75
GD2971-10	P26	GD5860	P101	GM0301-01	P119	GR1045	P78
GD2971-11	P66	GD5875	P44	GM0301-02	P119	GR1104	P110
GD2971-31	P10	GD5875	P66	GPR1094	P119	GR1112	P110
GD29798	P4	GD5900-12	P50	GR0146MPP	P118	GR1116	P110
GD2984	P116	GD5961	P61	GR0150	P68	GR1118	P110
GD30388	P72	GD6279-05	P39	GR0151	P68	GR1120	P110
GD30725	P10	GD6291	P86	GR0196	P26	GR1122	P102
GD30725	P32	GD6551	P62	GR0196	P6	GR1123	P110
GD30725	P34	GD6825-10.5	P102	GR0270	P52	GR1124	P110
GD30902	P58	GD6825-11.625	P54	GR0434	P52	GR1134	P110
GD30903	P58	GD6825-12.25	P102	GR0515	P44	GR1303	P58
GD31466	P98	GD6825-12.75	P53	GR0516	P44	GR1304	P58
GD3180-23	P44	GD7127	P62	GR0586	P82	GR1305	P58
GD3311	P48	GD7145	P58	GR0594	P86	GR1306	P58
GD3311	P48	GD7145	P80	GR0664	P20	GR1389	P110
GD3373	P48	GD7145	P102	GR0880	P106	GR1414	P82
GD3373	P48	GD7148	P28	GR0881	P106	GR1414	P86
GD34021-02	P22	GD7258	P28	GR0882	P106	GR1415	P82
GD34178	P52	GD7318	P8	GR0883	P106	GR1415	P86
GD34209	P73	GD7318	P17	GR0911	P102	GR1465	P73
GD34774	P24	GD7426	P62	GR0912	P54	GR1466	P38
GD35127	P46	GD7803	P30	GR0912	P54	GR1466	P38
GD35339	P46	GD7804	P30	GR0912	P62	GR1466	P39
GD35340	P46	GD7822	P62	GR0912	P102	GR1466	P39
GD35444	P10	GD7944	P52	GR0912	P102	GR1467	P39
GD35784-01	P22	GD7948	P48	GR1015	P106	GR1467	P39

Part No.	Page	Part No.	Page	Part No.	Page	Part No.	Page
GR1526	P74						
GR1533	P107						
GR1535	P107						
GR1540	P107						
GR1541	P107						
GR1542	P107						
GR1543	P107						
GR1543	P110						
GR1544	P107						
GR1545	P107						
GR1569	P20						
GR1570MPP	P118						
GR1574	P107						
GR1708	P100						
GR1709	P100						
GR1736	P36						
GR1762	P83						
GR1763	P83						
GR1777	P36						
GR1795	P110						
GR1797	P110						
GR1799	P110						
GR1801	P110						
GR1802	P110						
GR1804	P110						
GR1805	P110						
GR1806	P110						
GR1808	P110						
GR1838	P90						
GR1839	P90						
GR1842MPP	P118						
GR1848	P20						
GR1919	P100						
GR1941	P100						
GR2003	P110						
GR2035	P75						
GR2041	P39						
GR2127MPP	P118						
GR2154	P20						
GR2185	P110						
GR2225	P70						
GR2225	P72						
GR2228	P69						
GR2241MPP	P118						
GR2279	P90						
GR2314	P38						
GR2333	P38						
GR2334	P118						
GR2335	P118						
GR2336	P118						

This page left blank intentionally.