

**MODEL 3115
RIGID MOUNTED PLANTER**

PARTS MANUAL

M0299-02

Rev. 4/23

This manual applies to: Model: 3115 Rigid Mounted Planters
 2021 Production and on

Record serial number of your planter and date purchased:

Serial Number _____

Date Purchased _____

Information in this manual was current at time of printing. However, due to Kinze's ongoing product improvement, production changes may cause your machine to appear slightly different in detail. Kinze Manufacturing, Inc. reserves the right to change specifications or design without notice and without incurring obligation to install the same on machines previously manufactured.

Right hand (R.H.) and left hand (L.H.), as used throughout this manual, are determined by facing in the direction the machine will travel when in use, unless otherwise stated.

This page left blank intentionally.

ROW UNIT

Pull Row Unit Assembly P1
 Shank Assembly, Seed Tube, and Depth Adjustment P3
 Parallel Arms, Mounting Support Plate, and Quick Adjustable Down Force Springs P5
 15" Seed Opener Disc Blade/Bearing Assembly and Scrapers P7
 Gauge Wheels P9
 "V" Closing Wheels P11
 Hopper Support and Meter Drive P13
 Row Unit Idler P15
 Seed Hopper and Lid P16
 Finger Pickup Seed Meter P17
 Brush-Type Seed Meter 2.0 P19
 Vacuum Seed Meter P21
 Granular Chemical P23
 Granular Chemical Hopper and Hopper Panel Extension P25
 Granular Chemical Meter and Meter Drive P26
 Row Unit Mounted No Till Coulter P27
 Coulter Mounted Residue Wheels P29
 Coulter Mounted Residue Wheel W/Treader P31

VACUUM SYSTEM

Digital Vacuum Gauge, Analog Vacuum Gauge, and Vacuum Fan Assembly P35
 Vacuum Fan Hydraulic Components P37
 Vacuum Fan Hydraulic Motor Assembly P39
 Optional Flow Control Needle Valve Kit P39
 Vacuum Fan Motor Valve Block Assembly (Located Below Vacuum Fan Assembly) P40
 Manifolds and Distribution Hoses P41

BASE MACHINE

Toolbar Assembly P43
 Ground Drive Wheel Assembly P45
 Contact Drive Wheel Assembly P47
 Seed Rate Transmission and Module Drive Assembly P49
 Module Drive P51
 Front Mounted Drive Wheel P53
 Point Row Clutch P55
 Point Row Clutch Electrical Components P57
 Row Marker Assembly, Conventional 6 Row 30" P59
 Row Marker Assembly, Two-Fold Low Profile 6 Row 36"/38"/40", 8 Row 30", and 8 Row 36"/38"/40" P61
 Row Marker Spindle/Hub/Blade P63

HYDRAULICS

Row Marker Cylinder, 6 Row 30" P65
 Row Marker Sequencing/Flow Control Valve P67

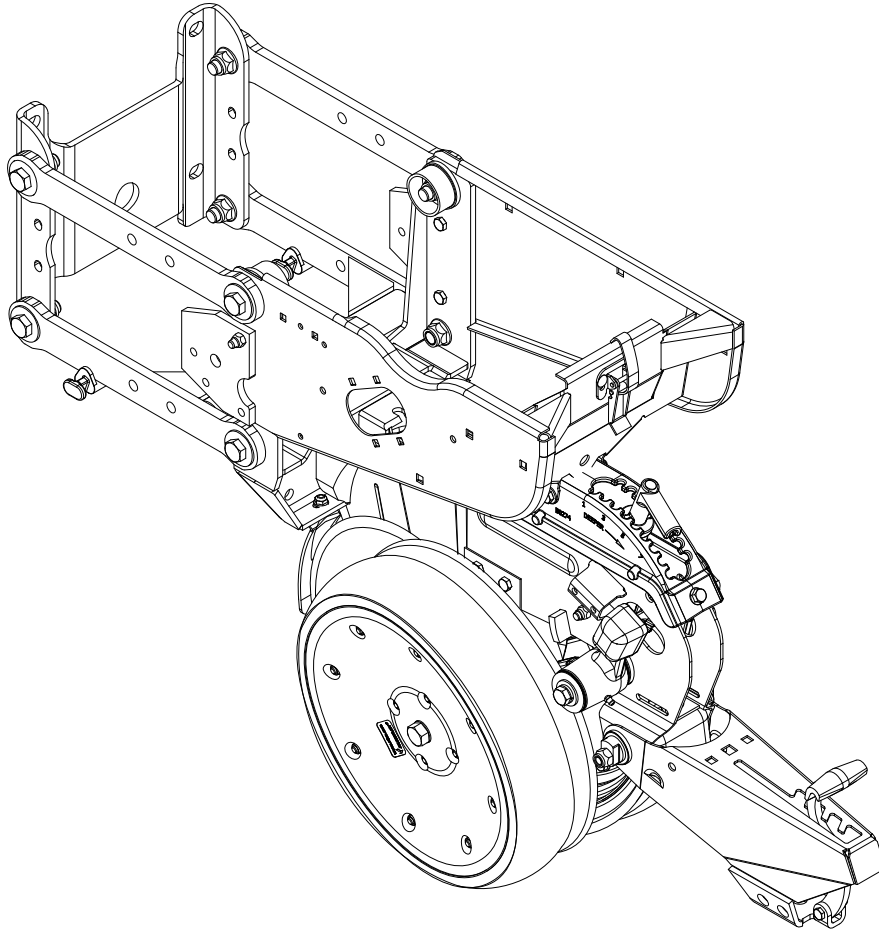
ELECTRONICS

Electrical Components P71
 KPM III Electronic Seed Monitor P72

DECALS, PAINT, AND MISCELLANEOUS P75

NUMERICAL INDEX P84

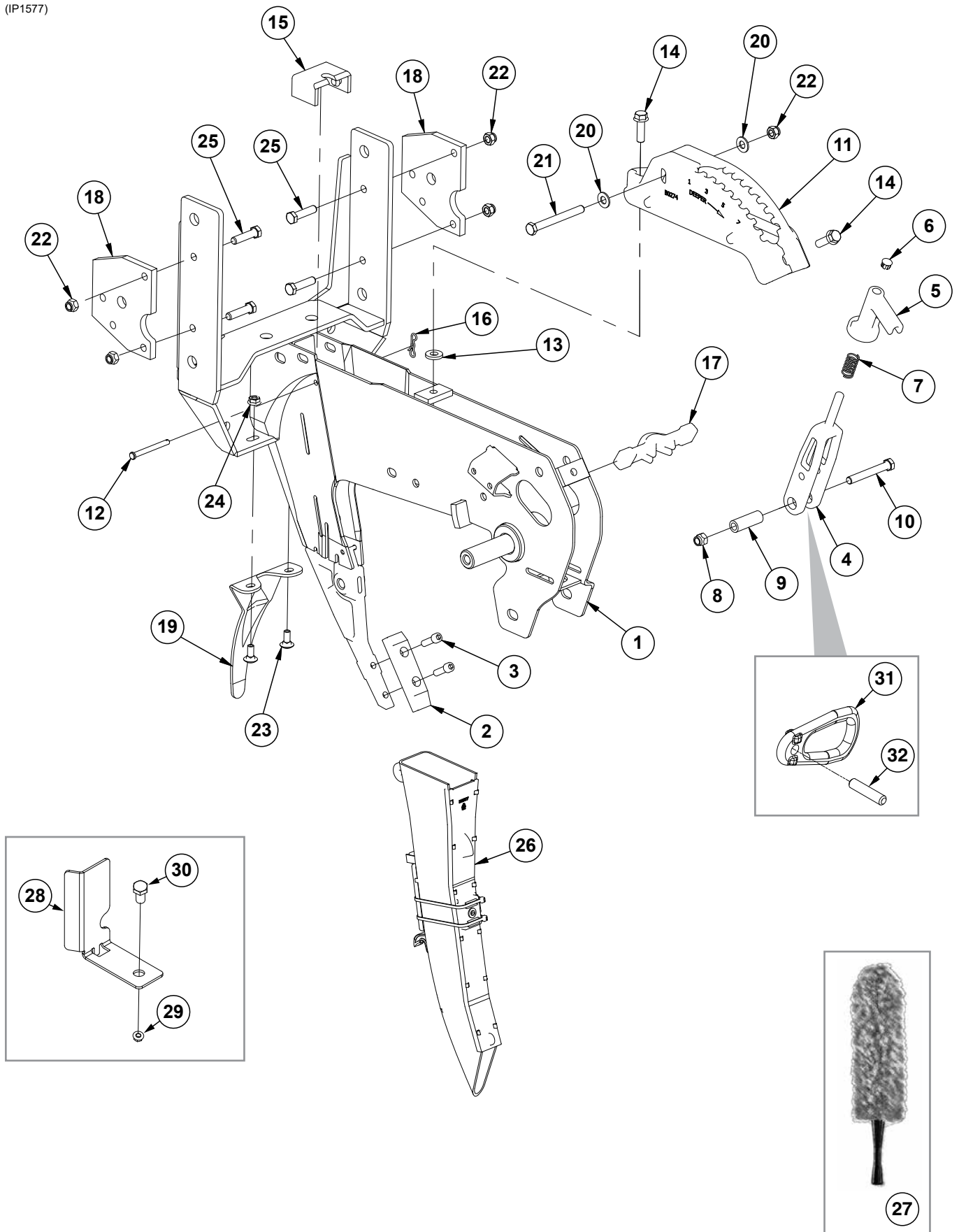
NOTE: Row unit assembly does not include the following: seed meter assembly, seed tube assembly, row unit hopper assembly, closing wheels, or seed meter clutch.



ITEM	PART NO.	QTY. (Per Row)	DESCRIPTION
1	G10502X	1	Pull Row Unit Assembly, Standard Gauge Wheel Assembly
2	G10984X	1	Pull Row Unit Assembly, Spoked Gauge Wheel Assembly

This page left blank intentionally.

(IP1577)



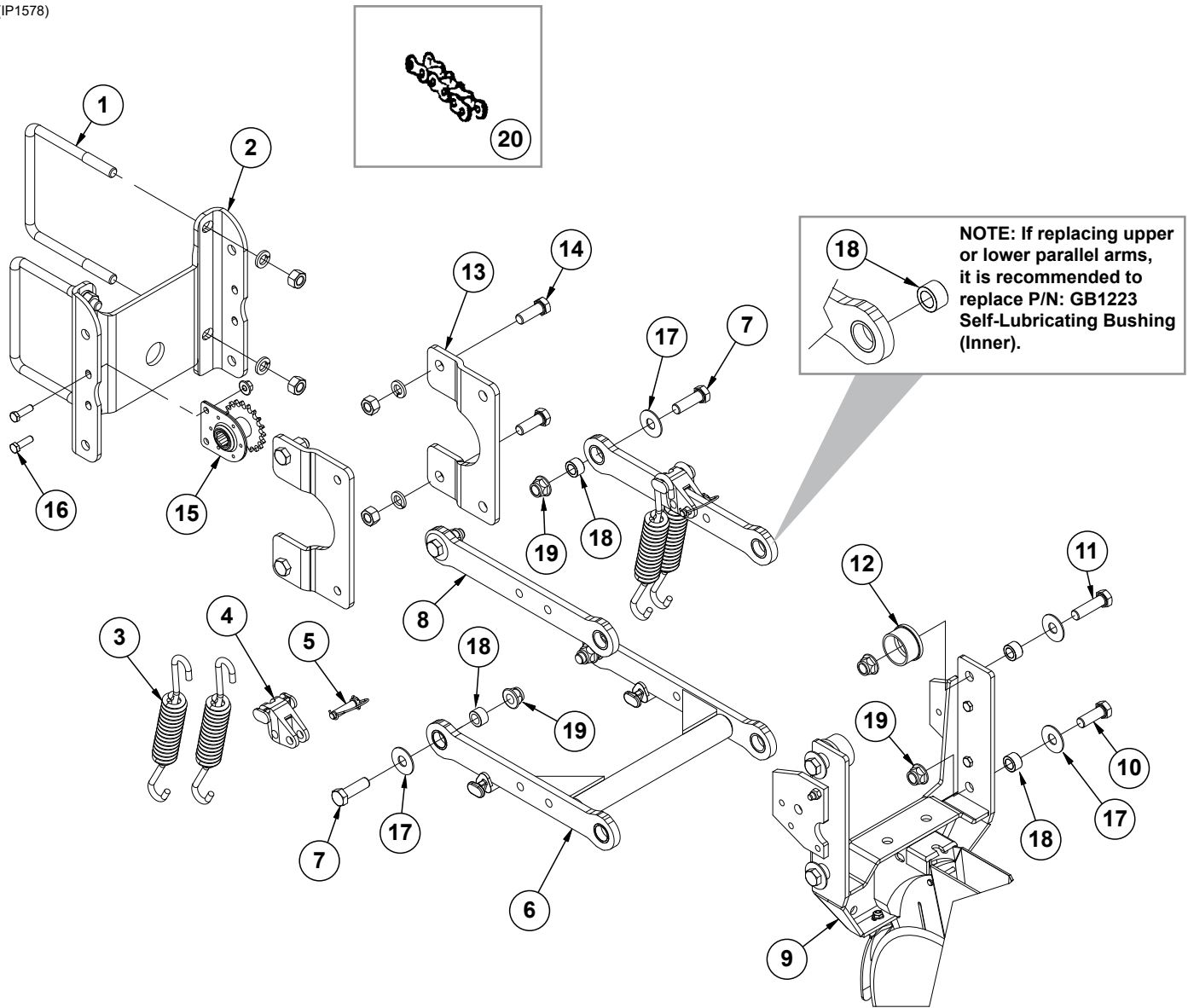
Shank Assembly, Seed Tube, and Depth Adjustment

Model 3115

M0299-02

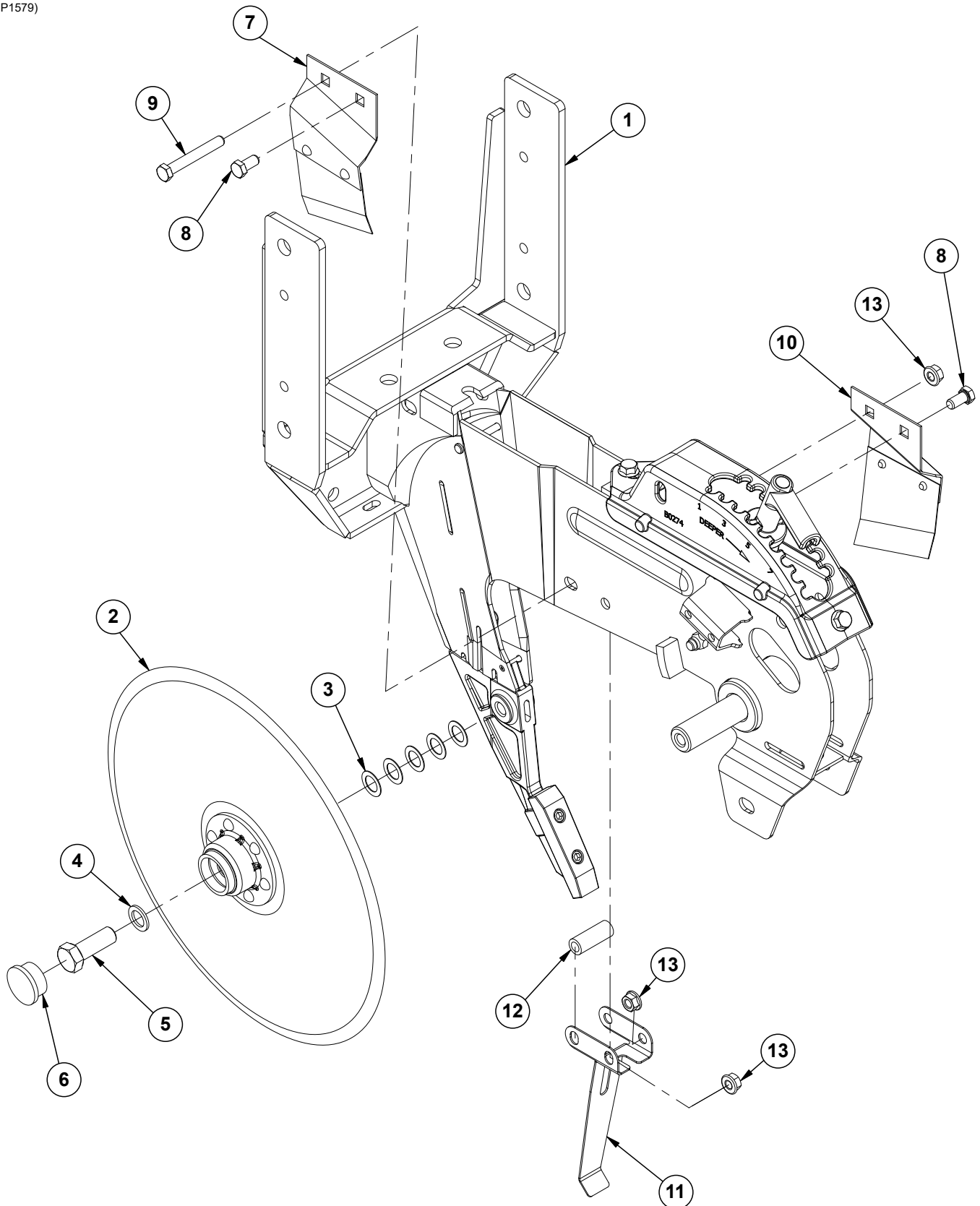
ITEM	PART NO.	QTY. (Per Row)	DESCRIPTION
1	GA10157 GD11001 G10438	1 - -	Shank W/Gauge Wheel Pivot Spindle and Set Screw Spindle Hex Head Cap Screw, 1/2"-13 x 3/4"
2	G10038601	1	Scraper
3	G10500901	2	Hex Socket Head Cap Screw, 5/16"-18 x 1", Grade 8
4	GB0267	1	Lever, Depth Adjustment
5	GB0266	1	Handle, Depth Adjustment
6	GD3612	1	Cap Plug
7	GD10993	1	Spring
8	G11591	1	Hex Lock Nut, 3/8"-24, Grade C
9	GD11259	1	Sleeve, 3/8" I.D. x 5/8" O.D. x 1 ²⁵ / ₃₂ " Long
10	G11592	1	Hex Head Cap Screw, 3/8"-24 x 2 ³ / ₄ ", Grade 8
11	GB0274	1	Cover, Depth Adjustment
12	G10551	1	Clevis Pin, 1/4" x 2 1/2"
13	G10207	1	Washer, 7/8" O.D. x 1 ³ / ₃₂ " I.D. x .134" (If Applicable)
14	G11015	2	Hex Washer Head Cap Screw, 3/8"-16 x 1 1/4"
15	GD16245	1	Sun Shade (Rubber)
16	G10122301	1	Bow Tie Cotter Pin
17	GB0265	1	Pivot Link, Depth Adjustment
18	GD24545	2	Row Unit Stop
19	GD28390	1	Shield
20	G11387	2	Flat Washer, 3/8" SAE
21	G10061	1	Hex Head Cap Screw, 3/8"-16 x 3 1/2"
22	G10108	5	Lock Nut, 3/8"-16
23	G10312	2	Carriage Bolt, 5/16"-18 x 3/4"
24	G10620	2	Serrated Flange Nut, 5/16"-18
25	G10003	4	Hex Head Cap Screw, 3/8"-16 x 1 1/2"
26	G10745401	1	Seed Tube Assembly
27	G10475701	1	Seed Tube Brush, Microfiber
28	GD29798	1	Chain Guard
29	G10071	1	Serrated Flange Nut, 1/2"-13
30	G10014	1	Hex Head Cap Screw, 1/2"-13 x 1"
31	GB0285	1	Collar, Depth Adjustment
32	G10402701	1	Pin, 3/8" x 1 2/3"

(IP1578)



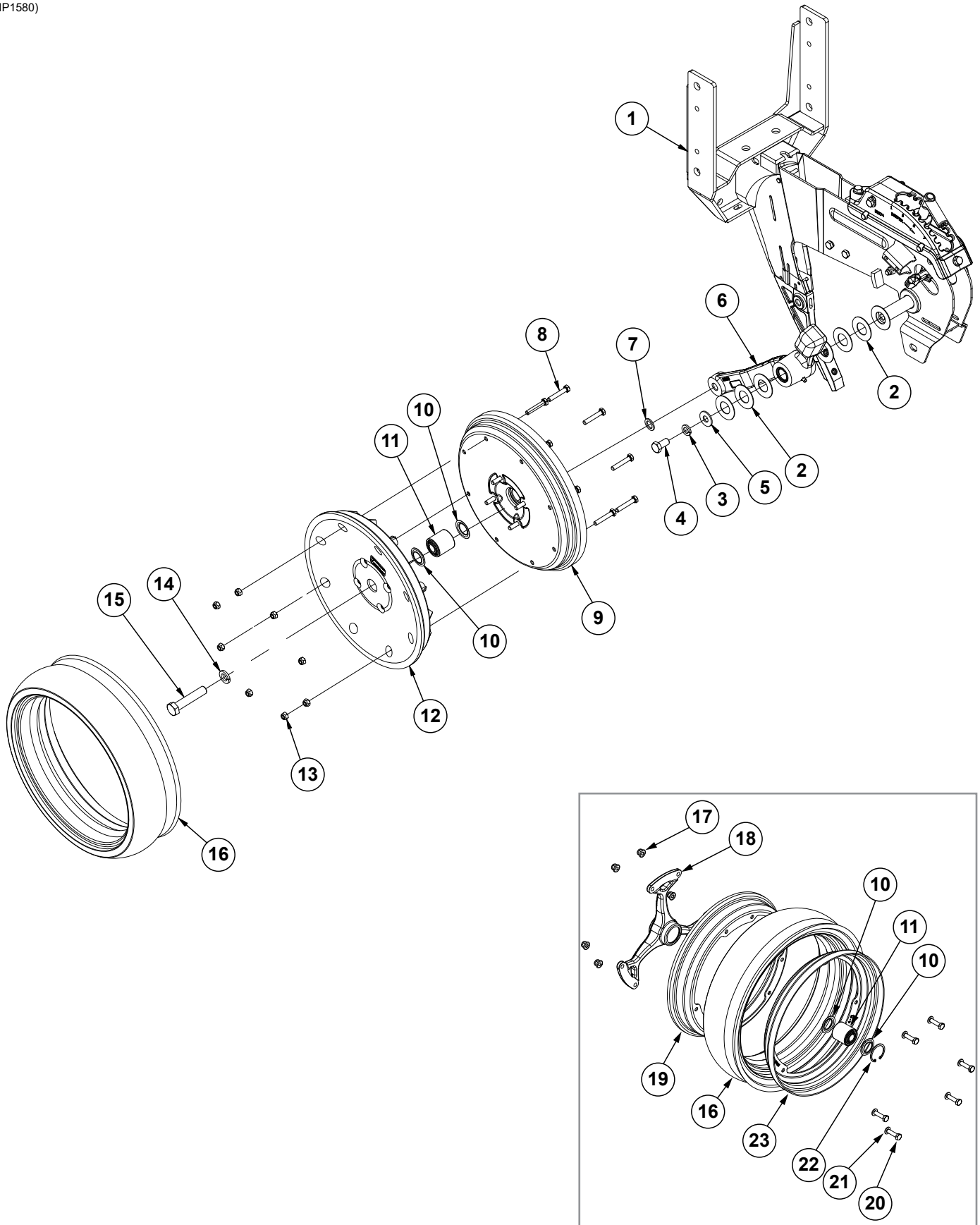
ITEM	PART NO.	QTY. (Per Row)	DESCRIPTION
1	GD1113	2	U-Bolt, 5" x 7" x 5/8"-11
	G10230	4	Lock Washer, 5/8"
	G10104	4	Hex Nut, 5/8"-11
2	GD10036	1	Mounting Support Plate
3	GD21337	4	Heavy Duty Down Pressure Spring
4	GB0186	2	Spring Anchor
5	GD14217	2	Tab Lock Pin, 7/16" x 1 1/2"
6	G10011201	1	Lower Parallel Arm Assembly
	GB1224		Self-Lubricating Bushing, 1 1/4" O.D. x 1" I.D. x 1/2" (Included in G10011201)
7	G10732	4	Hex Head Cap Screw, 5/8"-18 x 2"
8	G10011101	2	Upper Parallel Arm Assembly
	GB1224	2	Self-Lubricating Bushing, 1 1/4" O.D. x 1" I.D. x 1/2" (Included in G10011101)
9	---	1	See "Shank Assembly, Seed Tube, and Depth Adjustment" on page P3
10	G10751	2	Hex Head Cap Screw, 5/8"-18 x 1 3/4"
11	G10752	2	Hex Head Cap Screw, 5/8"-18 x 2 1/4"
12	GB0314	2	Hopper Mount
13	GB0366	2	Extension Bracket
14	G10005	4	Hex Head Cap Screw, 5/8"-11 x 1 3/4"
	G10230	4	Lock Washer, 5/8"
	G10104	4	Hex Nut, 5/8"-11
15	GA1720	1	Bearing/Sprocket, 7/8" Hex Bore
16	G10004	2	Hex Head Cap Screw, 3/8"-16 x 1 1/4"
	G11091	2	Serrated Flange Nut, 3/8"-16
17	G11976	8	Flat Washer, 5/8" x 1 1/4"
18	GB1223	8	Self-Lubricating Bushing
19	G11514	8	Lock Nut, 5/8"-18
20	G3303-98	1	Chain, No. 41, 98 Pitch Including Connector Link (Mechanical)
	G3303-108	1	Chain, No. 41, 108 Pitch Including Connector Link (Vacuum)
	G3303-16	1	Chain, No. 41, 16 Pitch Including Connector Link (Used W/Row Unit Extension Brackets)
	GR0196	-	Connector Link, No. 41
A	G6325X	-	U-Bolt Package For 5" x 7" Toolbar, Includes: (2) GD1113, (4) G10230, (4) G10104
B	G1K758	-	Pull Row Unit Parallel Arm Kit, Includes: (2) G10011101, (1) G10011201, (8) GB1223, (8) G11976, (4) G10732, (2) G10751, (2) G10752, (8) G11514, (1) IS1066

(IP1579)



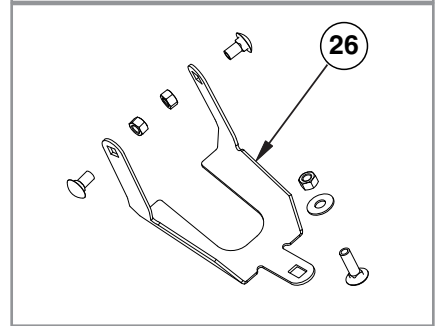
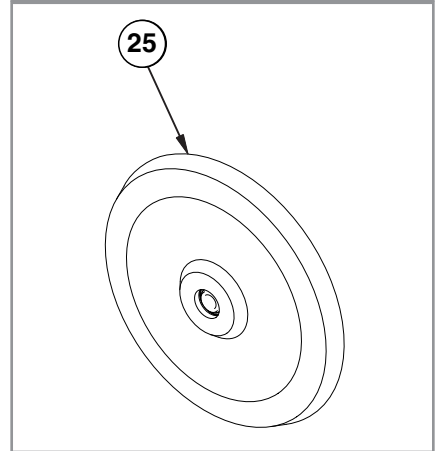
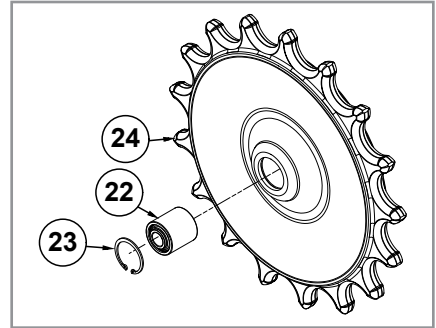
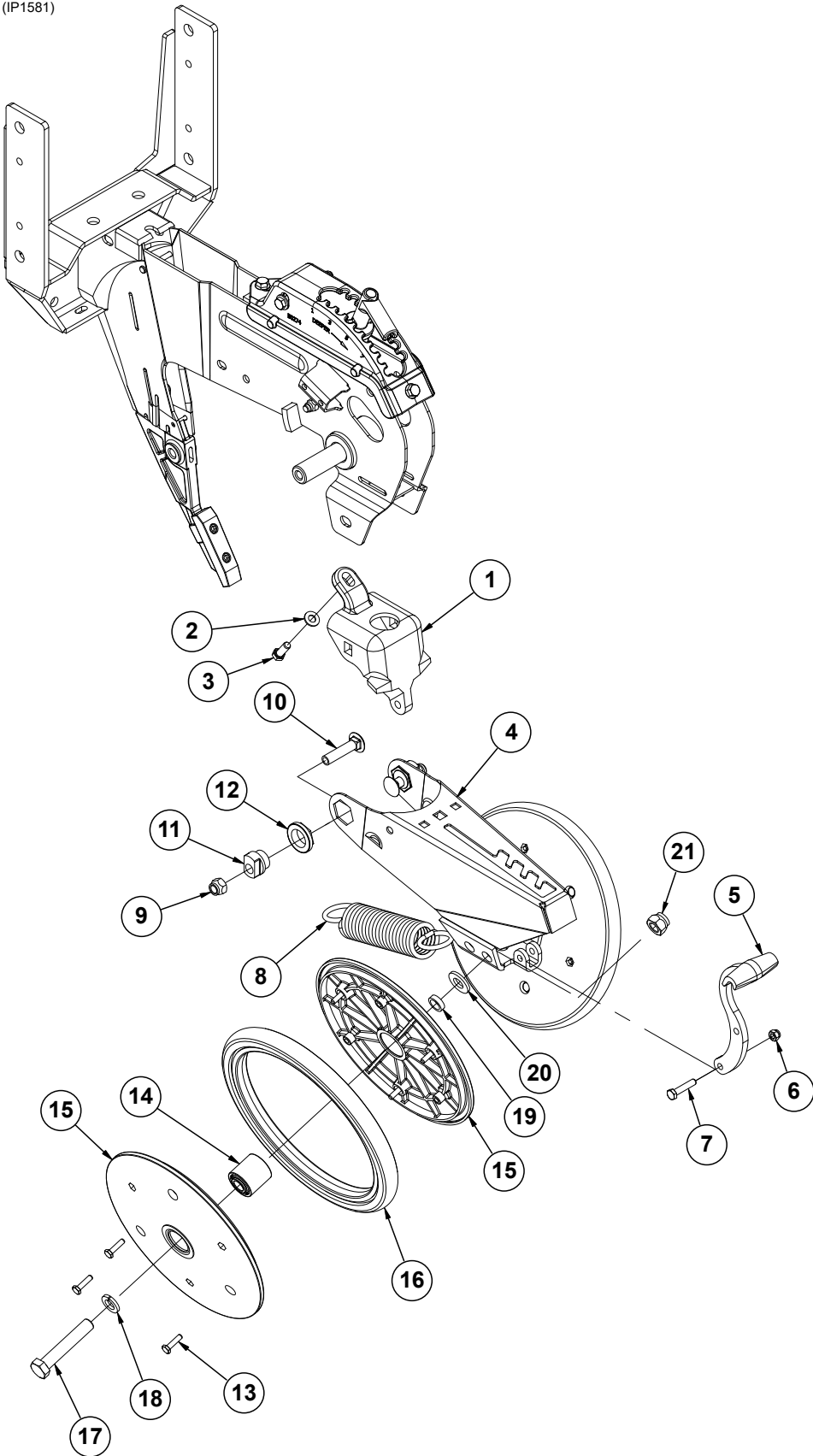
ITEM	PART NO.	QTY. (Per Row)	DESCRIPTION
1	---	1	See "Shank Assembly, Seed Tube, and Depth Adjustment" on page P3
2	G10018801	2	Disc and Bearing Assembly
	GA26920	1	Bearing (Included W/G10018801)
	GD11306	1	Disc Blade, 3.5 mm x 15" (Included W/G10018801)
	GD36860	1	Bearing Housing (Included W/G10018801)
	GD36990	6	Rivet, 1/4" x 9/16" (Included W/G10018801)
3	GD30725	10	Machine Bushing, 5/8" (.030" Thick) (5 Per)
4	G10397801	2	Special Machine Bushing, 5/8" x 1" O.D.
5	GD36856	1	Opener Blade Bolt, 5/8"-11 x 1 3/4", Grade 5 (L.H. Threads)
	G10005	1	Hex Head Cap Screw, 5/8"-11 x 1 3/4"
6	G10090401	2	Plastic Ribbed Hub Cap (1 Per)
7	GA2012L	1	Disc Scraper, L.H.
8	G10002	2	Hex Head Cap Screw, 3/8"-16 x 3/4"
9	G10325	1	Hex Head Cap Screw, 3/8"-16 x 2 3/4"
10	GA2012R	1	Disc Scraper, R.H.
11	GD35444	1	Seed Tube Bracket
12	GD2971-31	1	Sleeve, 3/8" I.D x 5/8" O.D. x 1.78" Long
13	G10622	3	Serrated Flange Nut, 3/8"-16

(IP1580)



ITEM	PART NO.	QTY. (Per Row)	DESCRIPTION
1	---	-	See "Shank Assembly, Seed Tube, and Depth Adjustment" on page P2
2	G10940	7	Machine Bushing, 1" (.048" Thick)
3	G10228	2	Lock Washer, 1/2"
4	G10014	2	Hex Head Cap Screw, 1/2"-13 x 1"
5	G10216	2	Washer, 1/2" USS
6	GA21677	1	Wheel Arm W/Grease Fitting, Bushings, and Seals, L.H. (Shown)
	GA21676	-	Wheel Arm W/Grease Fitting, Bushings, and Seals, R.H.
	GD10991	2	Seal (Per Arm) (Included W/GA21677 and GA21676)
	GB0276	2	Bushing, 1" I.D. x 1 1/4" O.D. x 1" Long (Per Arm) (Included W/GA21677 and GA21676)
7	G10397801	1	Special Machine Bushing, 5/8" x 1" O.D.
8	G10871701	8	Hex Non-Serrated Cap Screw, M8 x 45
9	G10028701	1	Half Gauge Wheel
	G10871601	4	Hex Non-Serrated Cap Screw, M8 x 25
10	GD36713	2	Gauge Wheel Dust Shield
11	GA6171	1	Bearing
12	GD36709	1	Half Gauge Wheel
13	G10871801	12	Hex Flanged Lock Nut, Nylon Lock - M8
14	G10230	1	Lock Washer, 5/8"
15	G10010	1	Hex Head Cap Screw, 5/8"-11 x 3"
16	G10028601	1	Tire, 4 1/2" x 16
17	G10335001	6	Flange Wheel
18	G10334701	1	Flange Hub
19	G10334901	1	Flange Wheel
20	G10335101	6	Screw, M8 x 30/8.8
21	G11386	6	Flat Washer, 5/16" SAE
22	G10335201	1	Elastic Ring
23	G10334801	1	Flange Wheel
A	G10028801	-	Standard Gauge Wheel Complete (Items 8-13 and 16)
B	G1K296	-	Gauge Wheel Arm Bushing and Seal Driver Kit, Includes: (1) Seal Driver, (1) Bushing Driver, (1) Instruction
C	G10322501	-	Spoked Gauge Wheel Complete (Items 10-11 and 16-23)

(IP1581)



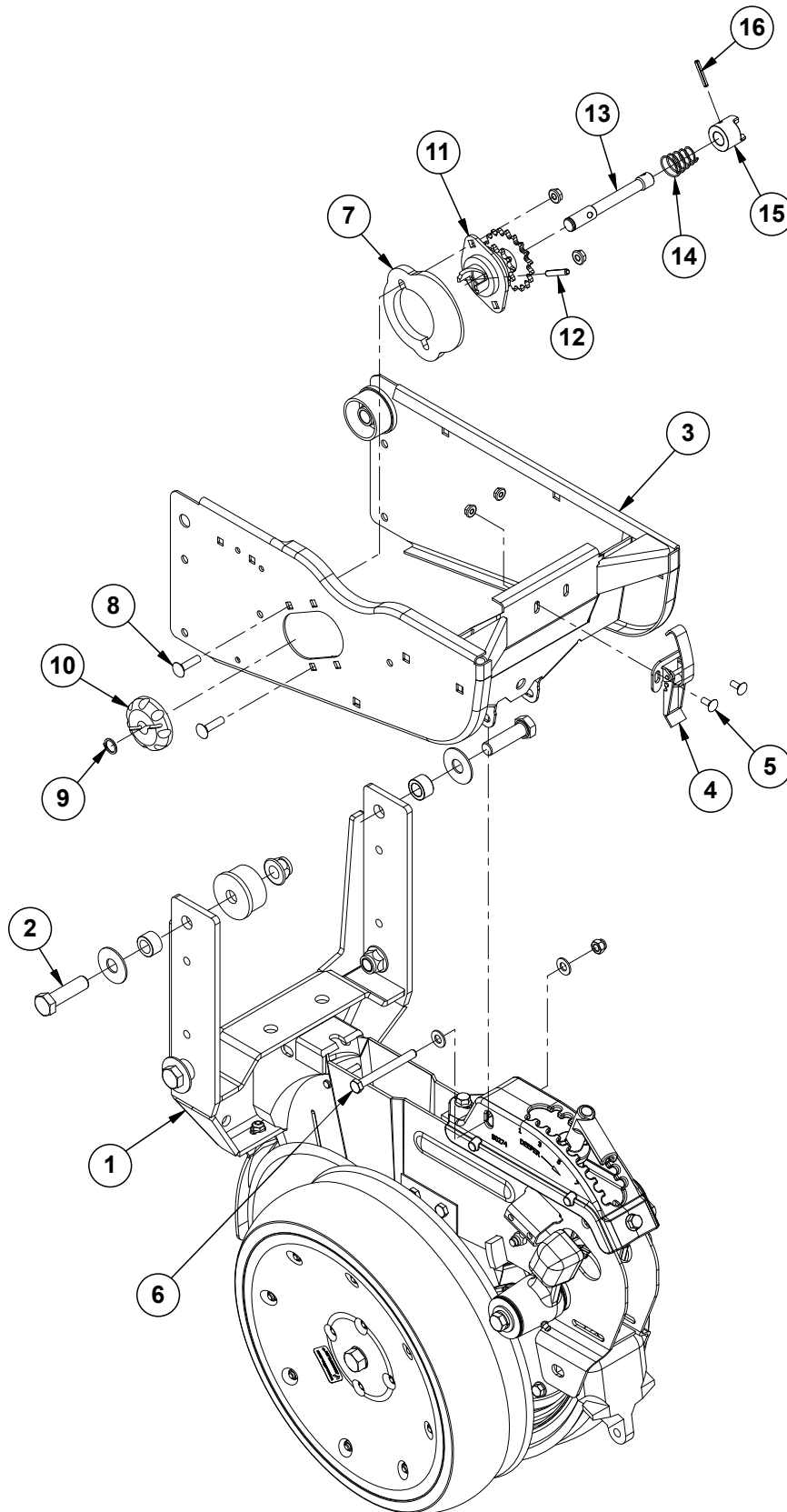
"V" Closing Wheels

Model 3115

M0299-02

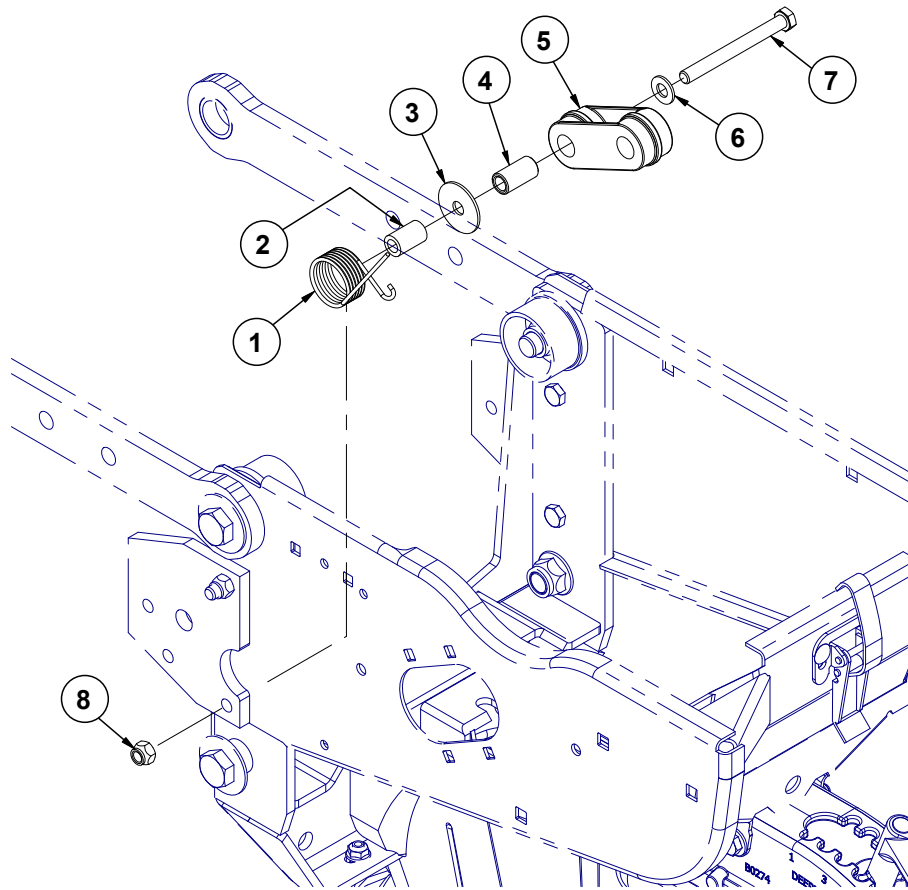
ITEM	PART NO.	QTY. (Per Row)	DESCRIPTION
1	GB0268	1	Wheel Arm Mount
2	G11387	1	Flat Washer, 3/8" SAE
3	G10001	1	Hex Head Cap Screw, 3/8"-16 x 1"
4	GA15197	1	Closing Wheel Arm
5	GB0254	1	Lever
6	G10109	1	Lock Nut, 5/16"-18, Grade 8
7	G10133	1	Hex Head Cap Screw, 5/16"-18 x 1 1/2"
8	GD8460	1	Spring
9	G10111	2	Lock Nut, 1/2"-13
10	G11419	2	Carriage Bolt, 1/2"-13 x 2 1/4"
11	GB0239	2	Eccentric Bushing
12	GB0282	2	Stepped Bushing
13	G10064	6	Hex Head Cap Screw, 1/4"-20 x 1"
14	GA6171	1	Bearing
15	GD9120	2	Nylon Half Wheel
16	GD1085	1	Rubber Tire, 1" x 12"
17	G10013	2	Hex Head Cap Screw, 5/8"-11 x 3 1/2"
18	G10230	2	Lock Washer, 5/8"
19	GD1109	2	Bushing, 4 1/64" I.D. x 7/8" O.D. x 1/4" Long
20	G11391	2	Flat Washer, 5/8" SAE
21	G10107	2	Lock Nut, 5/8"-11
22	GA6171	1	Bearing (Included W/GA26958)
23	G11862	1	Internal Retaining Ring (Included W/GA26958)
24	GA26958	1	Spiked Closing Wheel (Includes Items 22-23)
25	GA6597	1	Cast Iron Closing Wheel W/Bearing
	GA6171	1	Bearing
26	G1K345	-	Closing Wheel Shield Kit W/Hardware and Instruction
	GD26146	1	Closing Wheel Shield (Included W/G1K345)
	G10599	1	Carriage Bolt, 3/8"-16 x 1 1/4" (Included W/G1K345)
	G10308	2	Carriage Bolt, 3/8"-16 x 3/4" (Included W/G1K345)
	G10101	3	Hex Nut, 3/8"-16 (Included W/G1K345)
	G10229	3	Lock Washer, 3/8" (Included W/G1K345)
	G11387	1	Hardened Washer, 3/8" SAE (Included W/G1K345)
A	GA6434	-	Rubber Closing Wheel Complete W/Bearing (Items 13-16)

(IP1582)



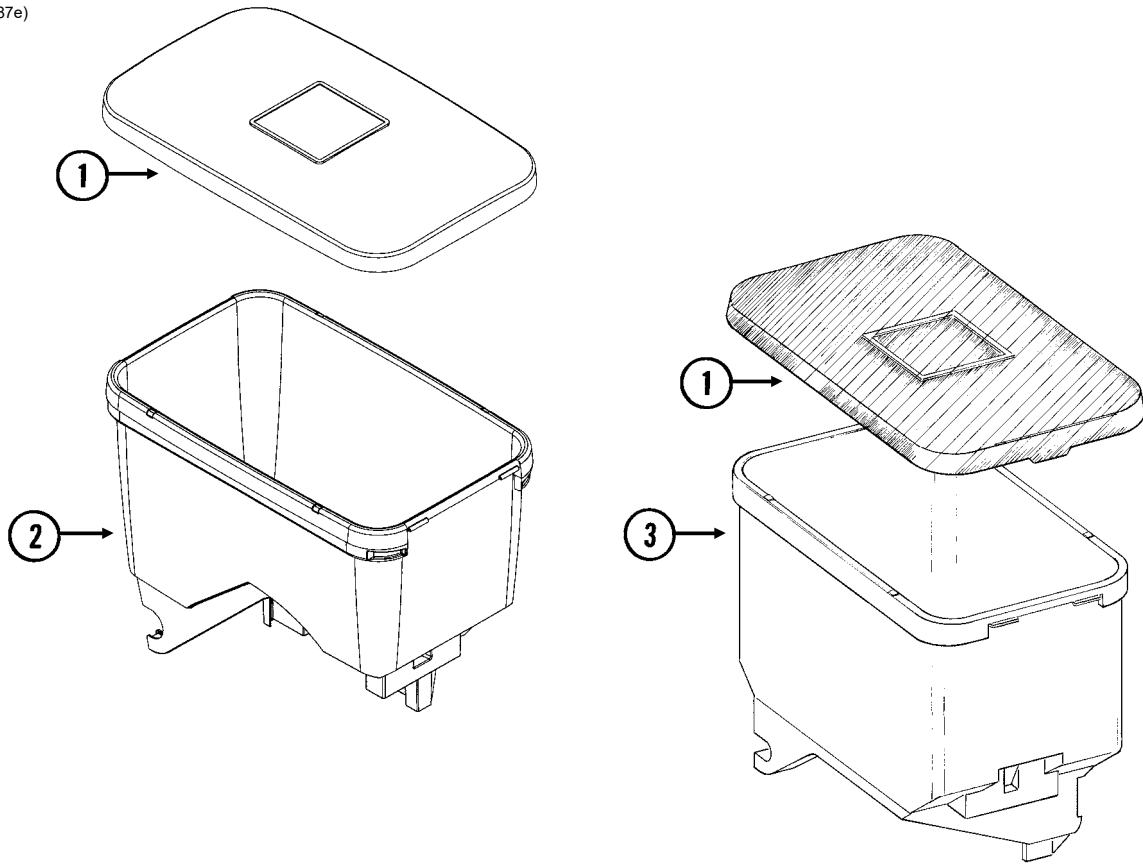
ITEM	PART NO.	QTY. (Per Row)	DESCRIPTION
1	---	1	See "Shank Assembly, Seed Tube, and Depth Adjustment" on page P3
2	G10752	2	Hex Head Cap Screw, 5/8"-18 x 2 1/4"
3	G10329801	1	Hopper Support
4	GA2007	1	Hopper Hold Down Latch
5	G10309	2	Carriage Bolt, 1/4"-20 x 5/8", Grade 2
	G10621	2	Serrated Flange Nut, 1/4"-20
6	G10061	1	Hex Head Cap Screw, 3/8"-16 x 3 1/2"
	G11387	2	Flat Washer, 3/8" SAE
	G10108	1	Lock Nut, 3/8"-16
7	GB0331	1	Clutch Adapter Plate
8	G10338	2	Carriage Bolt, 5/16"-18 x 1 1/4"
	G10620	2	Serrated Flange Nut, 5/16"-18
9	G10567	1	External Retaining Ring, 5/8"
10	GD11239	1	Knob
11	GA10137	1	Double Sprocket and Bearing, Drive Clutch, 11/19 Tooth (Mechanical)
	GA12143	-	Double Sprocket and Bearing, Drive Clutch, 11/28 Tooth (Vacuum)
12	G10602	1	Spring Pin, 1/4" x 1 1/2"
13	GD29507	1	Clutch Shaft
14	GD11413	1	Spring
15	GB0278	1	Coupler
16	G10546	1	Spring Pin, 3/16" x 1 1/4"
A	GA10151	-	Seed Meter Clutch Assembly, 11/19 Tooth (Items 9-16) (Mechanical)
B	GA20640	-	Seed Meter Clutch Assembly, 11/28 Tooth (Items 9-16) (Vacuum)

(IP1583)



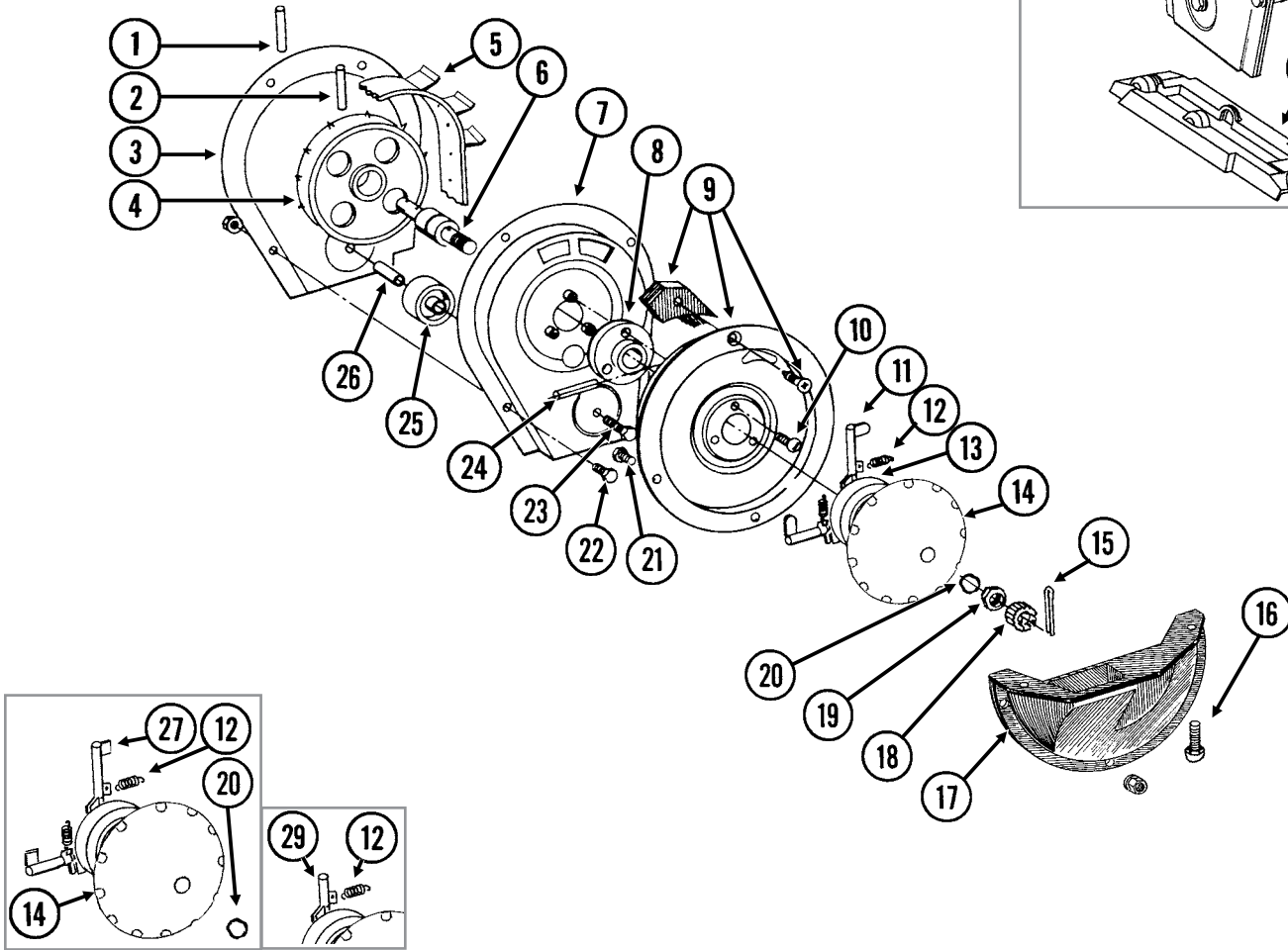
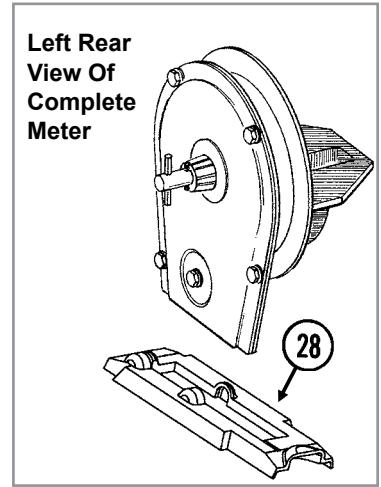
ITEM	PART NO.	QTY. (Per Row)	DESCRIPTION
1	GD1065	1	Idler Spring
2	GD7318	1	Sleeve, 1" Long
3	G10201	1	Special Washer, 3/8" x 1 1/2" O.D.
4	GD1026	1	Sleeve, 1 3/16" Long
5	GD11962	1	Idler
6	G11387	1	Flat Washer, 3/8" SAE
7	G10326	1	Hex Head Cap Screw, 3/8"-16 x 3 3/4"
8	G10108	1	Lock Nut, 3/8"-16

(METR12/RU87e)

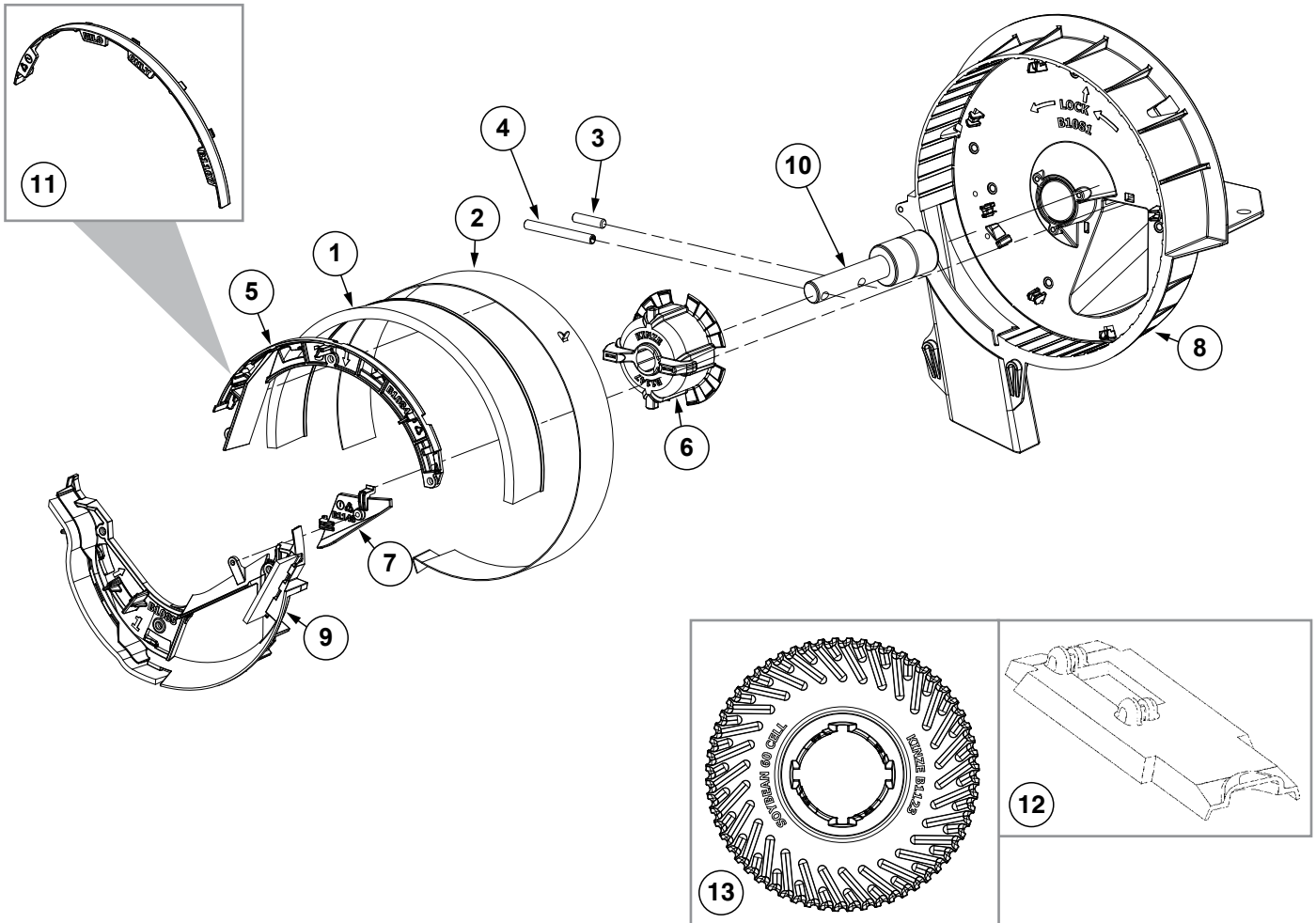


ITEM	PART NO.	QTY.	DESCRIPTION
1	GD11279	1	Lid
2	GA24873	1	Seed Hopper (Vacuum)
	GD12561	-	Threaded Insert, 5/16"-18
3	GA9714	1	Seed Hopper, Reinforced (Mechanical)
	GD12561	-	Threaded Insert, 5/16"-18

RUA015/RUA056/RUA057(RU13k/RU13d)

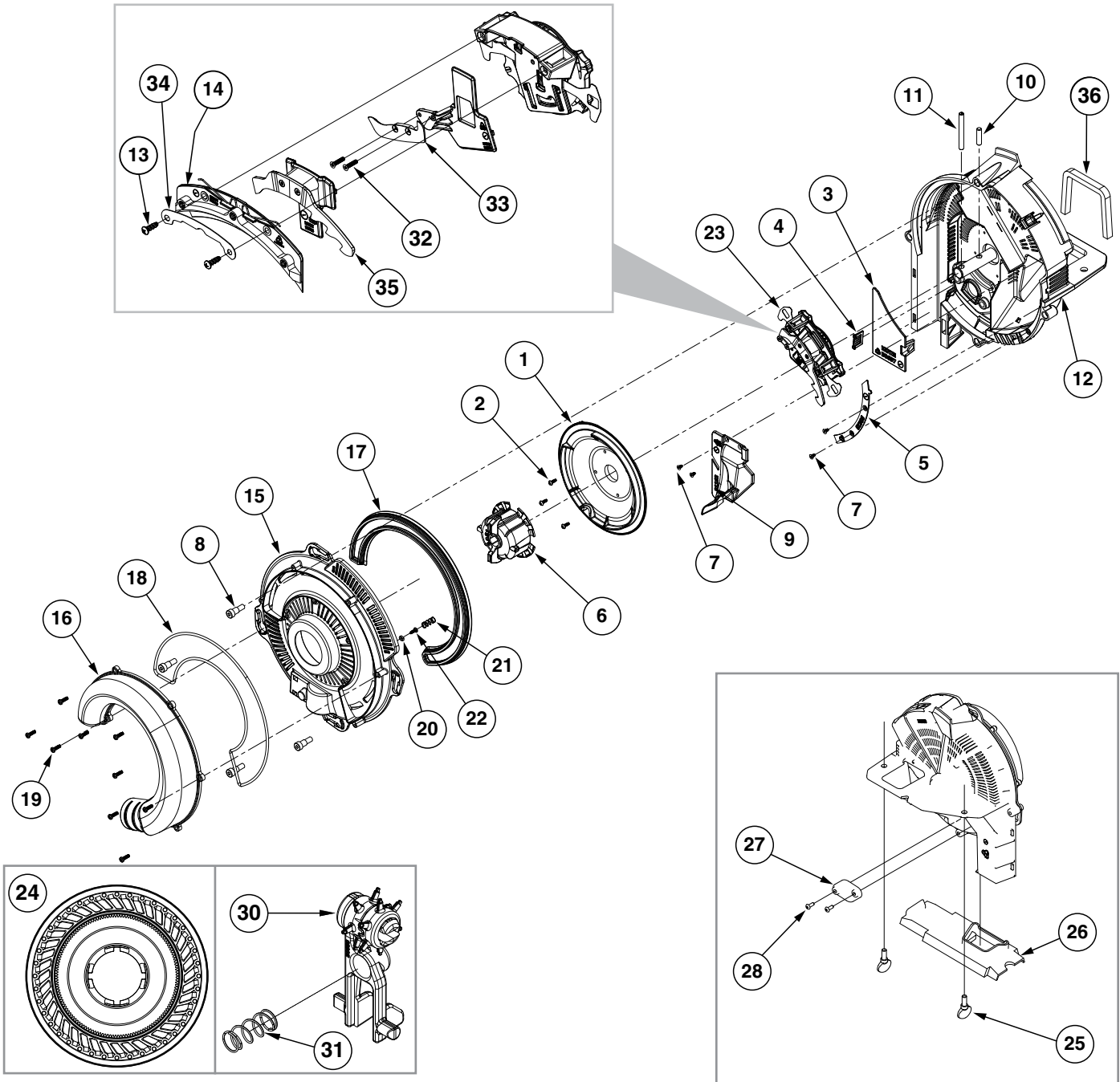


ITEM	PART NO.	QTY. (Per Row)	DESCRIPTION
1	G10602	1	Spring Pin, 1/4" x 1 1/2"
2	G10604	1	Spring Pin, 3/16" x 1 1/2"
3	G10429301	1	Housing Cover
4	GD1041	1	Belt Drive Sprocket
5	GD11286	1	Seed Belt
6	GA2019	1	Bearing
7	G10429101	1	Conveyor Housing
8	GB0110	1	Bearing Housing
9	GR1569	-	Carrier Plate W/Brush and Screw (Corn)
	GR0664	-	Carrier Plate W/Brush and Screw (Sunflower)
	GA2020	-	Brush
	G10690	-	Rolling Thread Screw, No. 10 x 3/4"
10	G10401	3	Slotted Hex Washer Head Screw, No. 10-32 x 5/8"
11	GD18704	12	Finger, Corn
12	GD19790	12	Spring
13	GB0410	1	Cam
14	GD11528	1	Finger Holder
15	G10470	1	Cotter Pin, 5/32" x 1"
16	G11009	2	Locking Thumbscrew, 5/16"-18 x 3/4"
17	GD36922	1	Seed Baffle
18	GD1083	1	Cover Nut
19	G10500	1	Jam Nut, 5/8"-18 UNF
20	GA8343	1	Wave Washer, 5/8" (Triple Wave)
21	G10020	3	Hex Head Cap Screw, 1/4"-20 x 5/8"
	G10323	3	Hex Flange Nut, 1/4"-20, No Serrations
22	G10022	4	Hex Head Cap Screw, 1/4"-20 x 1/2"
	G10621	4	Serrated Flange Nut, 1/4"-20
23	G10021	1	Hex Head Cap Screw, 1/4"-20 x 1 1/2"
	G10621	1	Serrated Flange Nut, 1/4"-20
24	G10603	1	Spring Pin, 1/4" x 1 1/4"
25	GD1042	1	Idler
26	GB0120	1	Bushing, 1 7/64" I.D. x 1 1/32" Long
27	GD19333	12	Finger, Oil Sunflower
28	GD15698	1	Shank Cover, Finger Pickup Seed Meter
29	GD11787	-	Half Rate Blank Finger
A	GR1848	-	Finger Assembly, Corn (Items 11-14 and 20)
B	GR2154	-	Finger Assembly, Oil Sunflower (Items 12, 14, 20, 27, and 30)
C	700-01078	-	Corn Meter Assembly (Items 1-26 and 28)



ITEM	PART NO.	QTY. (Per Row)	DESCRIPTION
1	GA5699	1	Upper Brush
2	GD8778	1	Wear Strip
3	G11448	1	Pin, 1/4" x 1"
4	G10475	1	Spring Pin, 1/4" x 2 1/4"
5	GB1084	1	Upper Brush Retainer (Used W/Soybean and Wheat Discs)
6	GB1147	1	Disc Hub
7	GB1148	1	Lower Retainer Wall
8	G10478101	1	Brush Meter Housing
9	G10476201	1	Lower Brush Retainer Assembly
	G10266501	1	Lower Brush Retainer (Included W/G10476201)
	GD34021-02	1	Brush, 6" (Included W/G10476201)
	GD35784-01	1	Brush, 2" (Included W/G10476201)
10	GA5698	1	Bearing
11	GB1107	-	Upper Brush Retainer (Used W/Milo/Grain Sorghum Discs)
12	GD15699	1	Shank Cover, Brush-Type Seed Meter
13	GB1123		Seed Disc, Soybean, 60 Cell, Black Color-Coded
	GB1171		Seed Disc, Soybean, 54 Cell, Dark Gray Color-Coded
	GB1124		Seed Disc, Soybean, 48 Cell, Dark Blue Color-Coded
	GB1130		Seed Disc, Small Milo/Grain Sorghum, 30 Cell, Orange Color-Coded
	GB1131		Seed Disc, Large Milo/Grain Sorghum, 30 Cell, Light Blue Color-Coded
	GB1132		Seed Disc, High Rate Small Milo/Grain Sorghum, 60 Cell, Red Color-Coded
	GB1133		Seed Disc, High Rate Large Milo/Grain Sorghum, 60 Cell, Yellow Color-Coded
	GB1134		Seed Disc, Wheat, 54 Cell, Purple Color-Coded
A	700-01339	-	Brush Meter 2.0 (Items 1-11)

(IP1507)



ITEM	PART NO.	QTY.	DESCRIPTION
1	GB0815	1	Shield
2	G11965	3	Torx Pan Head Tapping Screw, No. 6-19 x 3/8"
3	GB0697	1	Chute Cover
4	GB0780	1	Brush
5	GB0823	1	Baffle
6	GB1147	1	Disc Hub
7	G11618	4	Torx Flat Head Tapping Screw, No. 6-19 x 1/4"
8	G11172	4	Hex Socket Head Shoulder Screw, 1/4"-20 x 3/8", Stainless Steel

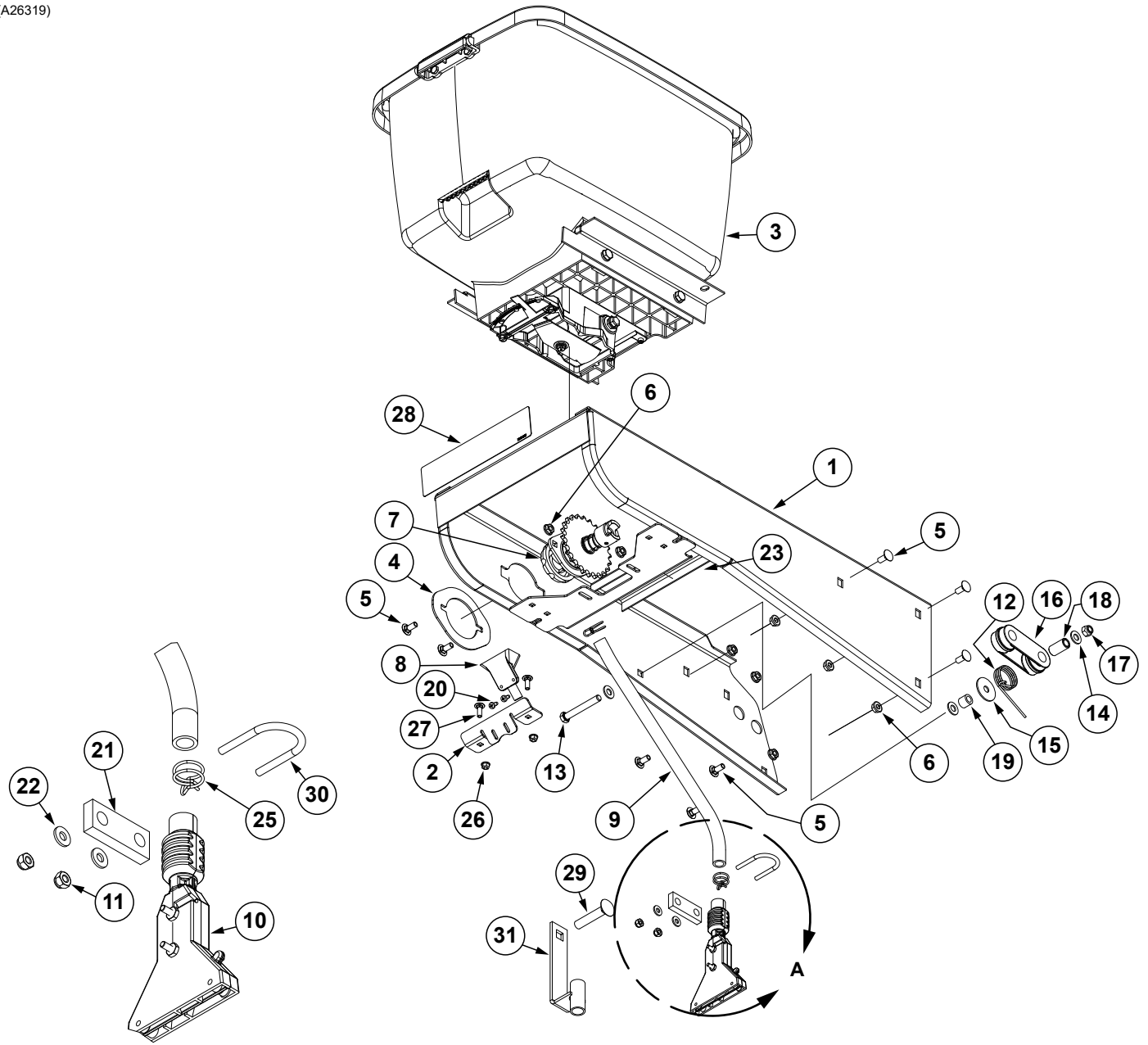
Vacuum Seed Meter

Model 3115

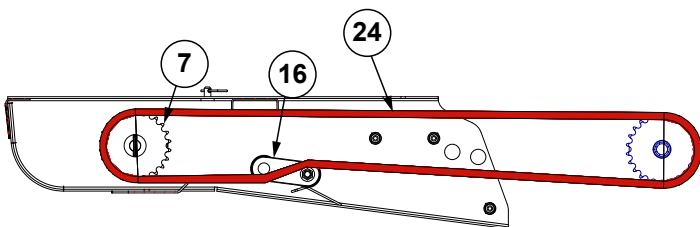
M0299-02

ITEM	PART NO.	QTY.	DESCRIPTION
9	GA24878	1	Baffle Assembly
10	G11448	1	Pin, ¼" x 1"
11	G10475	1	Spring Pin, ¼" x 2¼"
12	GA24877	1	Meter Housing W/Bearing
13	G11578	2	Phillips Pan Head Tapping Screw, No. 8-18 x ½"
14	GA24676	1	Singulator Guide Sub Assembly
15	GB0920	1	Cover
16	GB0818	1	Vacuum Port, Pull Row Unit
17	GB0676	1	Lip Seal
18	GD26593	1	Gasket Housing
19	G11556	9	Phillips Pan Head Tapping Screw, 6-19 x ½"
20	GB0907	1	Retainer Spring
21	G10483101	1	Compression Spring
22	G11619	1	Phillips Pan Head Tapping Screw, No. 6-19 x ⅜"
23	GA24752	1	Singulator Assembly (Includes Items 13 and 14)
24	G11152X	1	Seed Disc, Corn (40 Cell) Light Blue Color-Coded, Ejector Wheel, and Spring
	G11047X	-	Seed Disc, Soybean (120 Cell) Black Color-Coded, Ejector Wheel, and Spring
	G11154X	-	Seed Disc, Sugar Beets/Milo, Dark Orange Color-Coded, Ejector Wheel, and Spring
	G11153X	-	Seed Disc, Sunflower (40 Cell) Gray Color-Coded, Ejector Wheel, and Spring
	G11105X	-	Seed Disc, Cotton (60 Cell) Green Color-Coded, Ejector Wheel, and Spring
	G11106X	-	Seed Disc, Black Turtle, Navy Edible Bean and Popcorn (60 Cell) Brown Color-Coded, Ejector Wheel, and Spring
	G11107X	-	Seed Disc, Pinto, Great Northern Edible Beans, and Soybean (60 Cell) Dark Blue Color Coded, Ejector Wheel, and Spring
	GB1237	-	Anti-Static Blank Seed Disc
	GB1231	-	Blank Seed Disc
	G11048X	-	Seed Disc, Soybean (60 Cell) Black Color-Coded
	G11042X	-	Seed Disc, Wheat (54 Cell) Purple Color-Coded
25	G11009	2	Locking Thumbscrew, ⅝"-18 x ¾"
26	GB0926	1	Shank Cover
27	GD28631	1	Cover Plate
28	G11281	2	Hex Button Head Cap Screw, 10-24 x ½"
29	---	-	-
30	G10665101	-	Ejector Arm, Corn
	G10483401	-	Ejector Arm, Soybean (120 Cell)
	G10665001	-	Ejector Arm, Sunflower
	GA19115	-	Ejector Arm, Beets/Milo
	G10484901	-	Ejector Arm, Black Turtle, Navy, Pinto, Great Northern Edible Bean, Popcorn
	G10483201	-	Ejector Arm, Soybean (60 Cell)
	GA26989	-	Ejector Arm, Wheat
31	G10483101	-	Compression Spring
32	G11693	2	Torx Flat Head Machine Screw, No. 4-40 x ½"
33	GB0921	1	Lower Blade
34	GD29657	1	Retainer
35	GB0958	1	Outer Blade
36	GD34774	1	Meter Gasket
A	G9903X	-	Vacuum Meter Assembly, Pull Row Unit (Excludes Items 24 and 29-31)
B	G9897X	-	Vacuum Meter Assembly, Push Row Unit (Excludes Items 16, 24, and 30-31)
C	GA20622	-	Cover Assembly (Items 15-22)

(A26319)



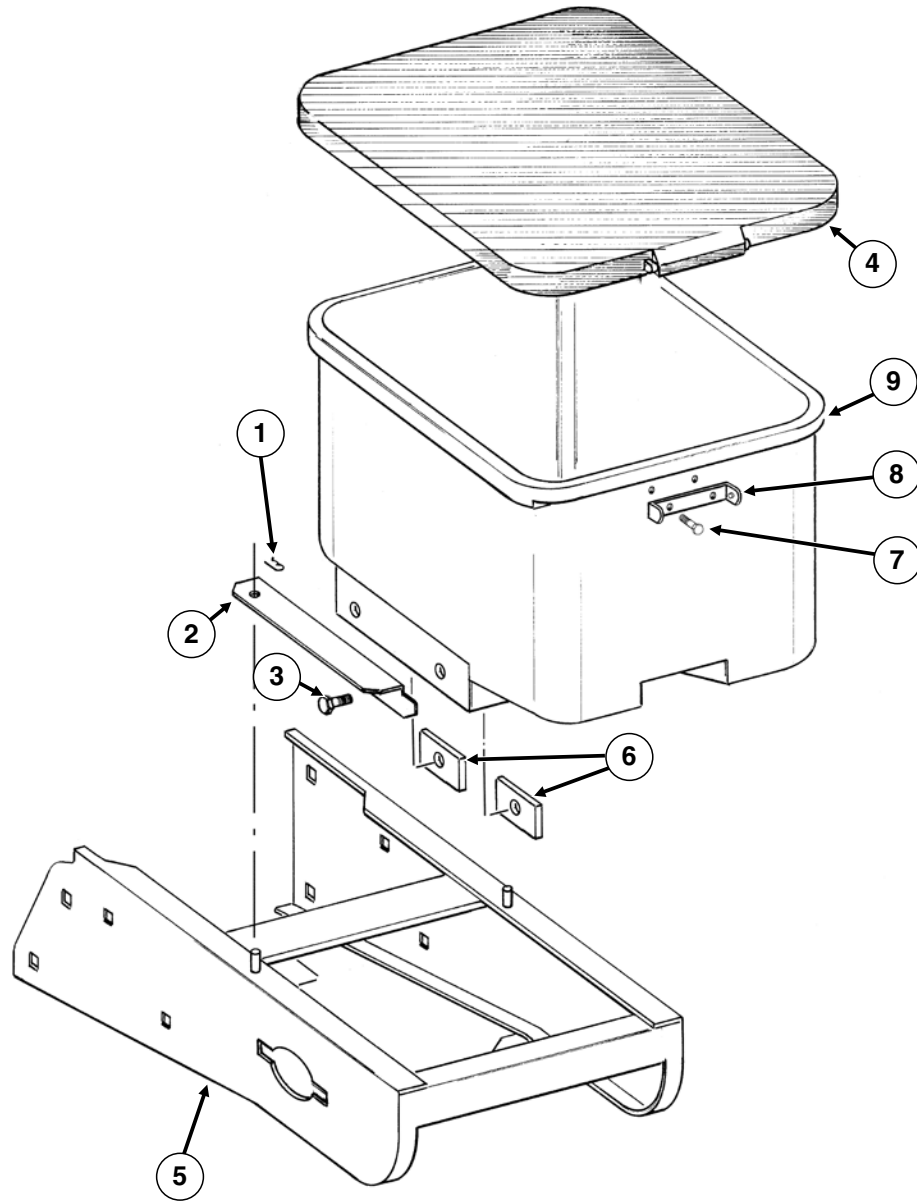
Detail A



Chain Routing

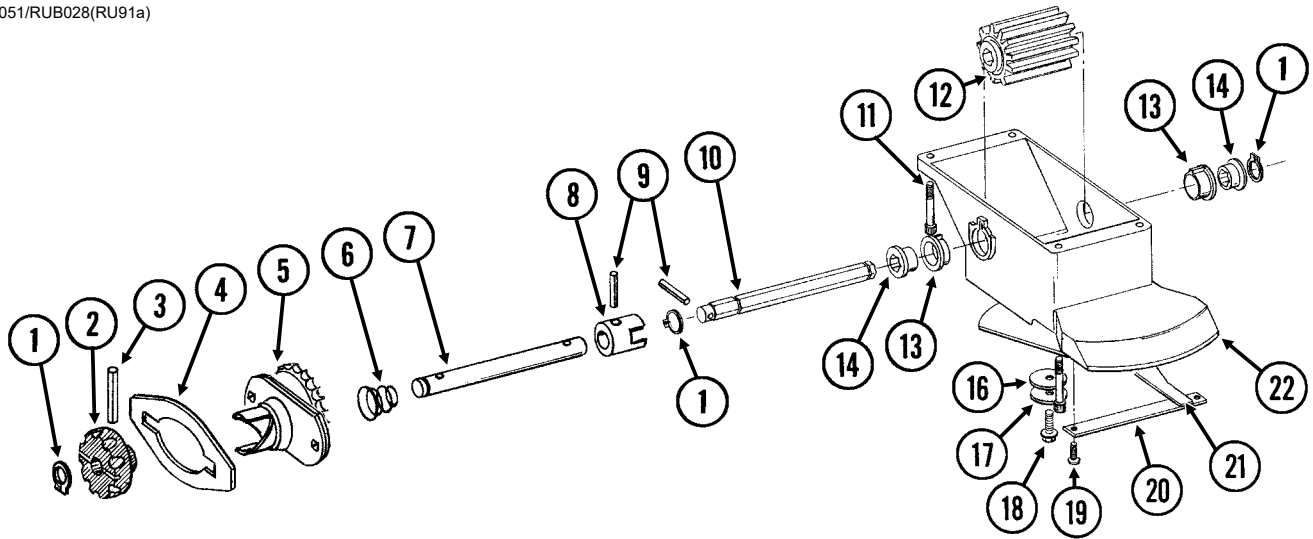
ITEM	PART NO.	QTY. (Per Row)	DESCRIPTION
1	A26287	1	Hopper Panel Extension (Non-Stock Item)
2	GD36277	1	Funnel Bracket
3	---	-	See "Granular Chemical Hopper and Hopper Panel Extension" on page P28
4	GD11305	1	Plate
5	G10312	8	Carriage Bolt, 5/16"-18 x 3/4"
6	G10620	8	Serrated Flange Nut, 5/16"-18
7	---	1	See "Granular Chemical Meter and Meter Drive" on page P29
8	GD2423	1	Funnel
9	GD2947	1	Hose, 7/16" x 28"
10	GA6907	1	Slope-Compensating Bander W/Hardware (4 1/2" Band Width)
	G10864	1	Uni-Clamp (Included W/GA6907)
	G10757	2	Pan Head Screw, No. 10-32 x 1 1/4" (Included W/GA6907)
	G10758	2	Hex Nut, No. 10-32 (Included W/GA6907)
11	G10110	2	Lock Nut, 1/4"-20, Grade B
12	GD11219	1	Spring
13	G10325	1	Hex Head Cap Screw, 3/8"-16 x 2 3/4"
14	G11387	3	Flat Washer, 3/8" SAE
15	G10201	1	Special Washer, 3/8" x 1 1/2" O.D.
16	GD11962	1	Idler
17	G10108	1	Lock Nut, 3/8"-16
18	GD1026	1	Sleeve, 1 3/16" Long
19	GD2971-10	1	Sleeve, 9/16" Long
20	G10966	2	Phillips Head Self-Tapping Screw, No. 10 x 1/2"
21	GD10984	1	Spacer
22	G11385	2	Flat Washer, 1/4" SAE
23	G10670	2	Hair Pin Clip, No. 3
24	G3303-114	1	Chain, No. 41, 114 Pitch Including Connector Link (Mechanical)
	G3303-108	-	Chain, No. 41, 108 Pitch Including Connector Link (Vacuum)
	GR0196	1	Connector Link, No. 41
25	G11209	2	Wire Hose Clamp, 3/4"
26	G10621	2	Serrated Flange Nut, 1/4"-20
27	G10310	2	Carriage Bolt, 1/4"-20 x 3/4", Grade 2
28	---	-	See "Decals, Paint, and Miscellaneous" on page P75
29	G10315	1	Carriage Bolt, 1/2"-13 x 2 1/2" (Replaces Existing 1/2" x 2 1/4" Hardware)
30	GD10963	1	U-Bolt, 1 1/2" x 1 5/16" x 1/4"-20
31	GA6741	1	Bracket (Straight Drop In-Furrow)

(METR14d)



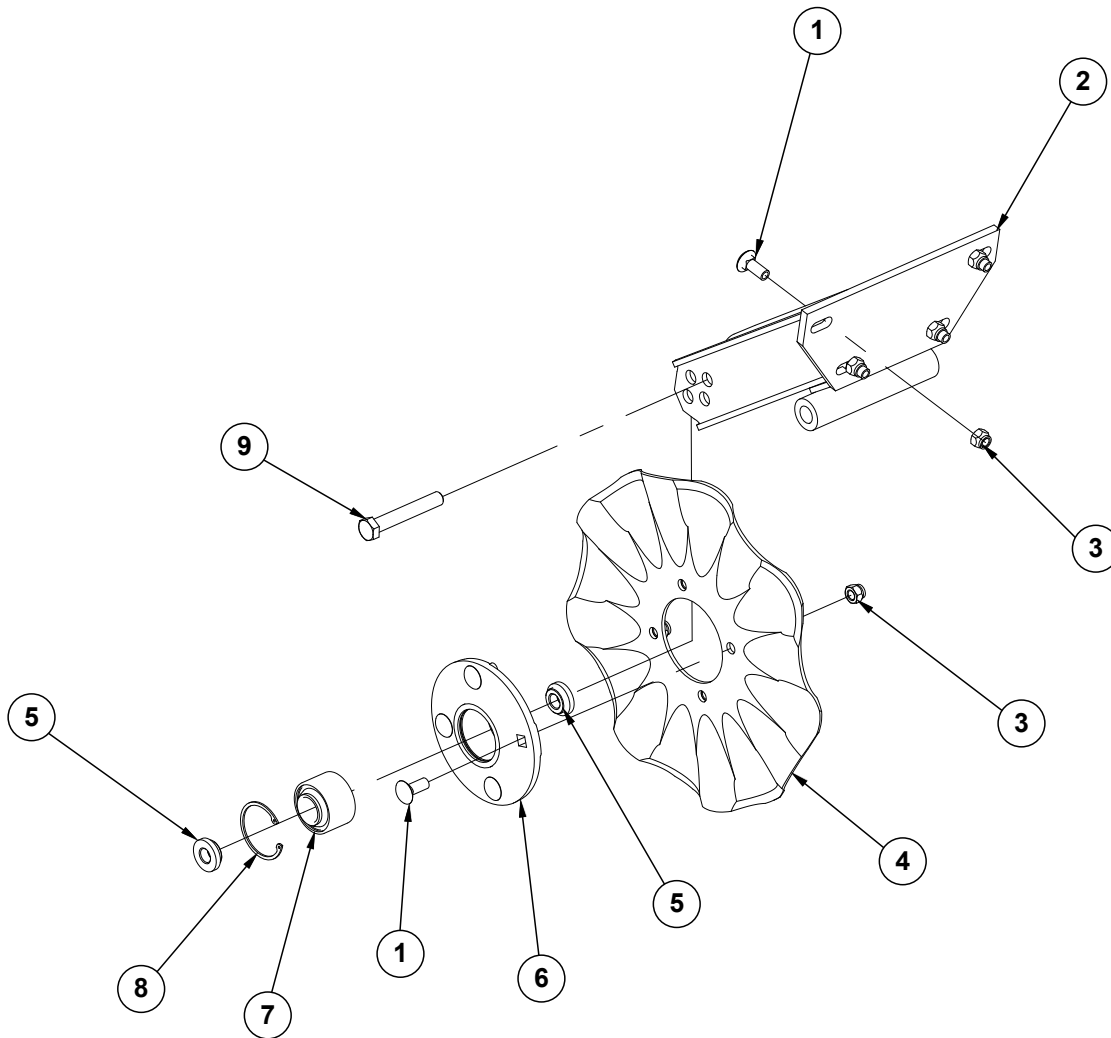
ITEM	PART NO.	QTY. (Per Row)	DESCRIPTION
1	G10670	2	Hair Pin Clip, No. 3
2	GD1059L	1	Support, L.H. (Shown)
	GD1059R	1	Support, R.H.
3	G10002	4	Hex Head Cap Screw, 3/8"-16 x 3/4"
	G10229	4	Lock Washer, 3/8"
4	GA4444	1	Lid
5	GA26287	1	Hopper Panel Extension (Non-Stock Item)
6	GD11424	4	Block
7	G10023	2	Hex Head Cap Screw, 1/4"-20 x 3/4"
	G10621	2	Serrated Flange Nut, 1/4"-20
8	GD1060	1	Hinge
9	GA8371	1	Hopper

RUA051/RUB028(RU91a)



ITEM	PART NO.	QTY. (Per Row)	DESCRIPTION
1	G10567	3	External Retaining Ring, 5/8"
2	GD11239	1	Knob
3	G10602	1	Spring Pin, 1/4" x 1 1/2"
4	---	-	See "Granular Chemical Hopper and Hopper Panel Extension" on page P28
5	GA8364	1	Sprocket and Bearing, Drive Clutch, 24 Tooth
6	GD11413	1	Spring
7	GD11240	1	Shaft
8	GB0278	1	Coupler
9	G10546	2	Spring Pin, 3/16" x 1 1/4"
10	GD11297	1	Shaft
11	G11793	4	Hex Socket Head Cap Screw, No. 10-24 x 7/8"
12	GD7148	1	Feed Roller, Hex Bore
13	GB0115	2	Bearing
14	GD7258	2	Hex Bushing
15	---	-	---
16	G10660	1	Wave Washer, 1/2"
17	G11385	1	Flat Washer, 1/4" SAE
18	G10570	1	Slotted Hex Self-Tapping Screw, 1/4"-20 x 3/4"
19	G11073	2	Slotted Hex Self-Tapping Screw, No. 10 x 3/8"
20	GD1061	1	Support Strap
21	GD1063	1	Metering Gate
22	GB0116	1	Granular Housing
A	GA8326	-	Granular Chemical Meter Complete (Items 1, 9, 10, 12-14 and 16-22)
B	GA8366	-	Granular Chemical Meter Clutch (Items 1-3 and 5-9)

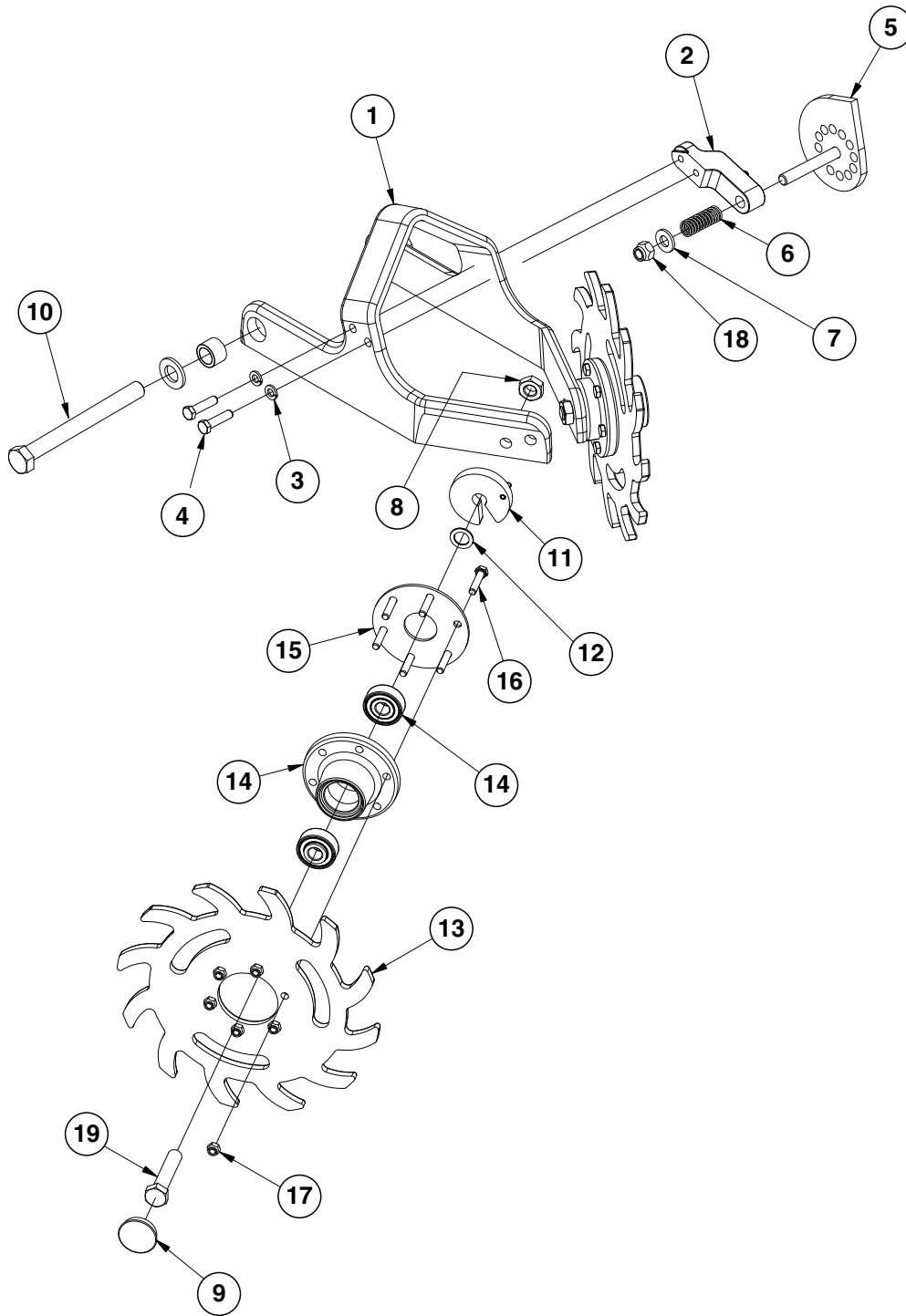
(IP1279)



ITEM	PART NO.	QTY. (Per Row)	DESCRIPTION
1	G10636	8	Carriage Bolt, 1/2"-13 x 1 1/2"
2	GA24239	1	Arm
3	G10111	8	Lock Nut, 1/2"-13
4	GD7803	1	Disc Blade, Fluted, 1", 8 Flutes (Shown)
	GD7804	-	Disc Blade, Bubbled, 1"
	GD9254	-	Disc Blade, Fluted, 3/4", 13 Flutes
5	GD11677	2	Adapter
6	GA8641	1	Hub W/Bearing And Retaining Ring (Includes items 7 and 8)
7	GA8603	1	Bearing, Double Row
8	GD19292	1	Retaining Ring (Square), 27/16"
9	G10036	1	Hex Head Cap Screw, 5/8"-11 x 4"
	G10107	1	Lock Nut, 5/8"-11

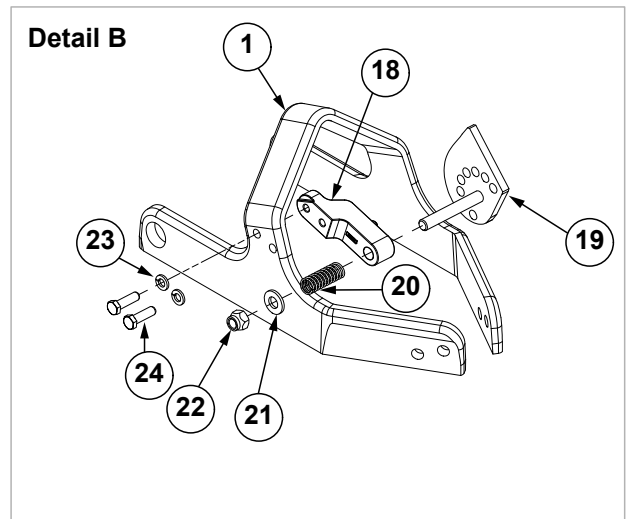
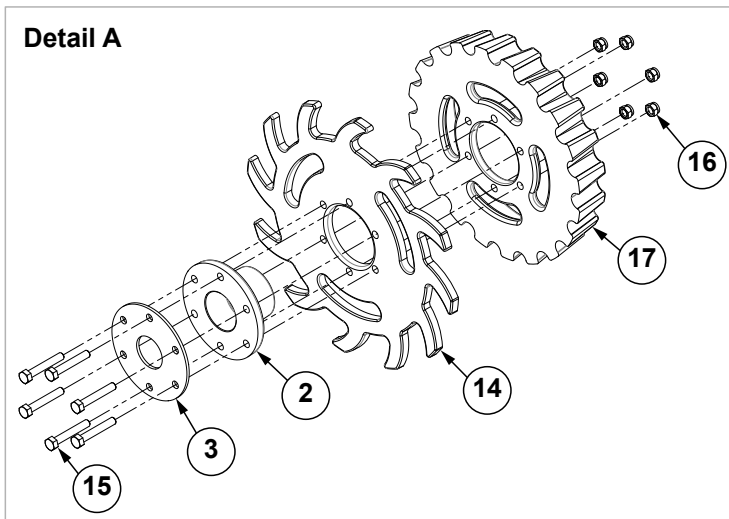
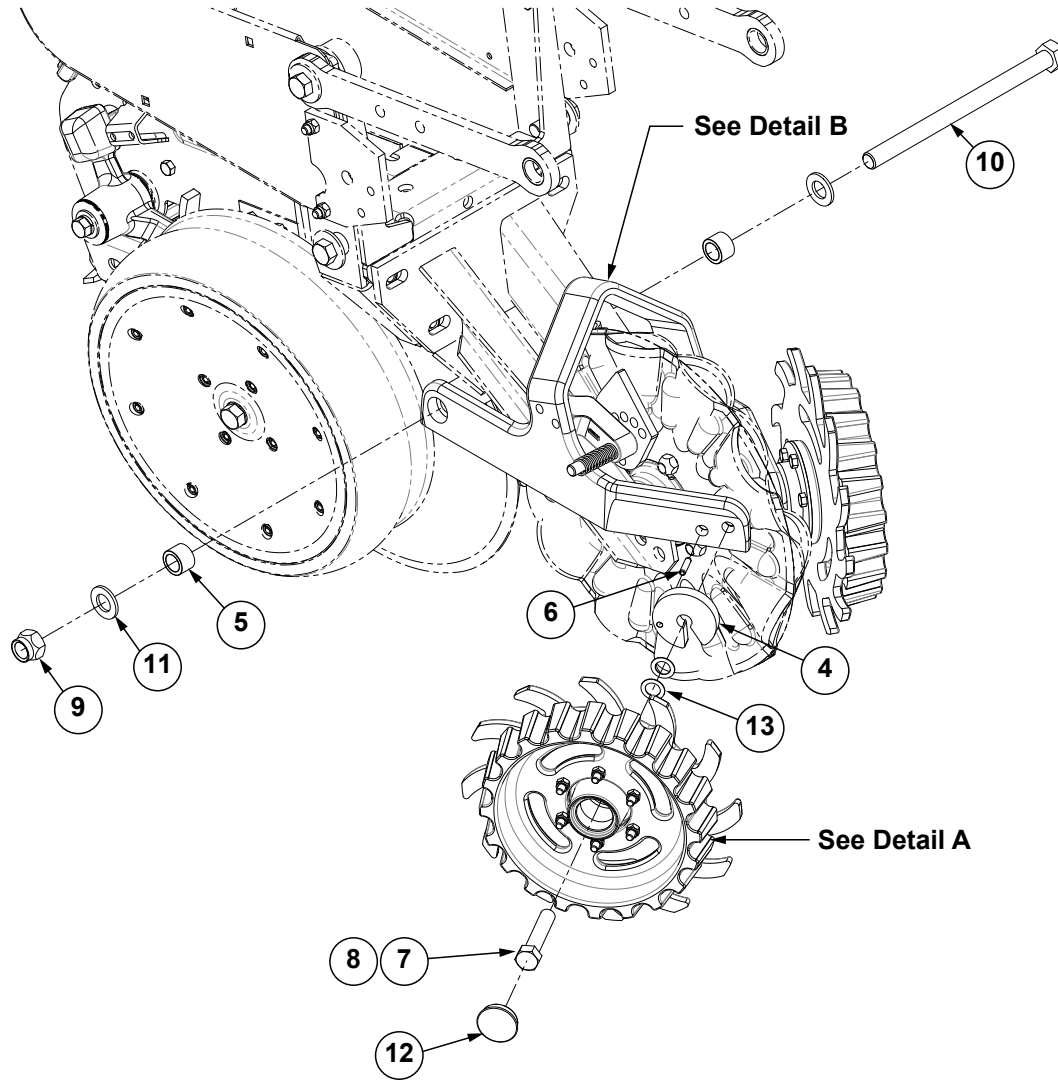
This page left blank intentionally.

(IP1468)



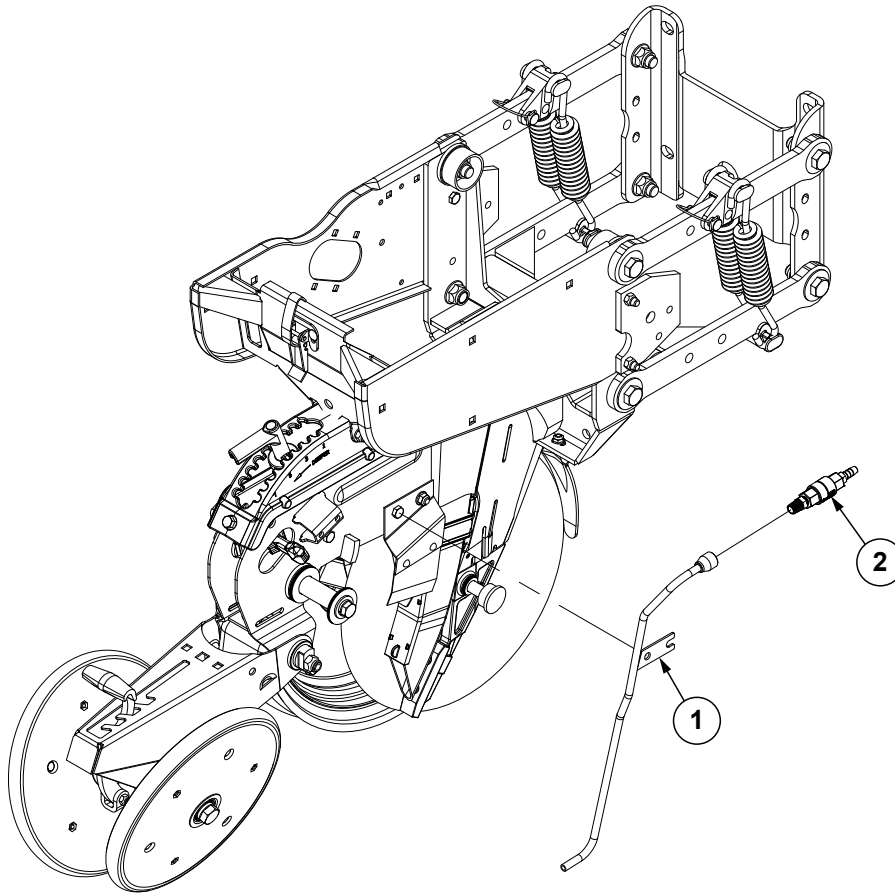
ITEM	PART NO.	QTY. (Per Row)	DESCRIPTION
1	GB0464	1	Residue Wheel Mount
2	GD26973	1	Cam Locking Pin
3	G10229	2	Lock Washer, 3/8"
4	G10004	2	Hex Head Cap Screw, 3/8"-16 x 1 1/4"
5	GA27038	1	Cam
6	GD10519	1	Spring
7	G11389	1	Flat Washer, 1/2" Plated SAE
8	G10503	2	Hex Jam Nut, 5/8"-11, Grade 2
9	GD1132	2	Dust Cap
10	G11236	1	Hex Head Cap Screw, 3/4"-10 x 10 1/2"
	G11392	2	Flat Washer, 3/4" SAE
	GB0383	2	Bushing, 1 1/8" O.D. x 25/32" I.D. x 3/4" Long
	G11228	1	Lock Nut, 3/4"-10
11	GA8760	2	Weed Guard W/Spring Pin
	G10765	-	Spring Pin, 1/4" x 1" (Included W/GA8760)
12	GD30725	4	Machine Bushing, 5/8" (.030" Thick)
13	GB0387	2	Wheel, 12 Tine, 3/8" x 12"
14	GA5654	2	Hub W/Bearings
	GA2014	-	Bearing
15	GD9724	2	Backing Plate
16	G10133	12	Hex Head Cap Screw, 5/16"-18 x 1 1/2"
17	G10109	12	Lock Nut, 5/16"-18, Grade 8
18	G10974	1	Lock Nut W/Nylon Insert, 1/2"-13
19	G10010	2	Hex Head Cap Screw, 5/8"-11 x 3"
A	GA12235	-	L.H. Residue Wheel (Items 13-17)
B	GA12236	-	R.H. Residue Wheel (Items 13-17)

(106531/106528/A19012)



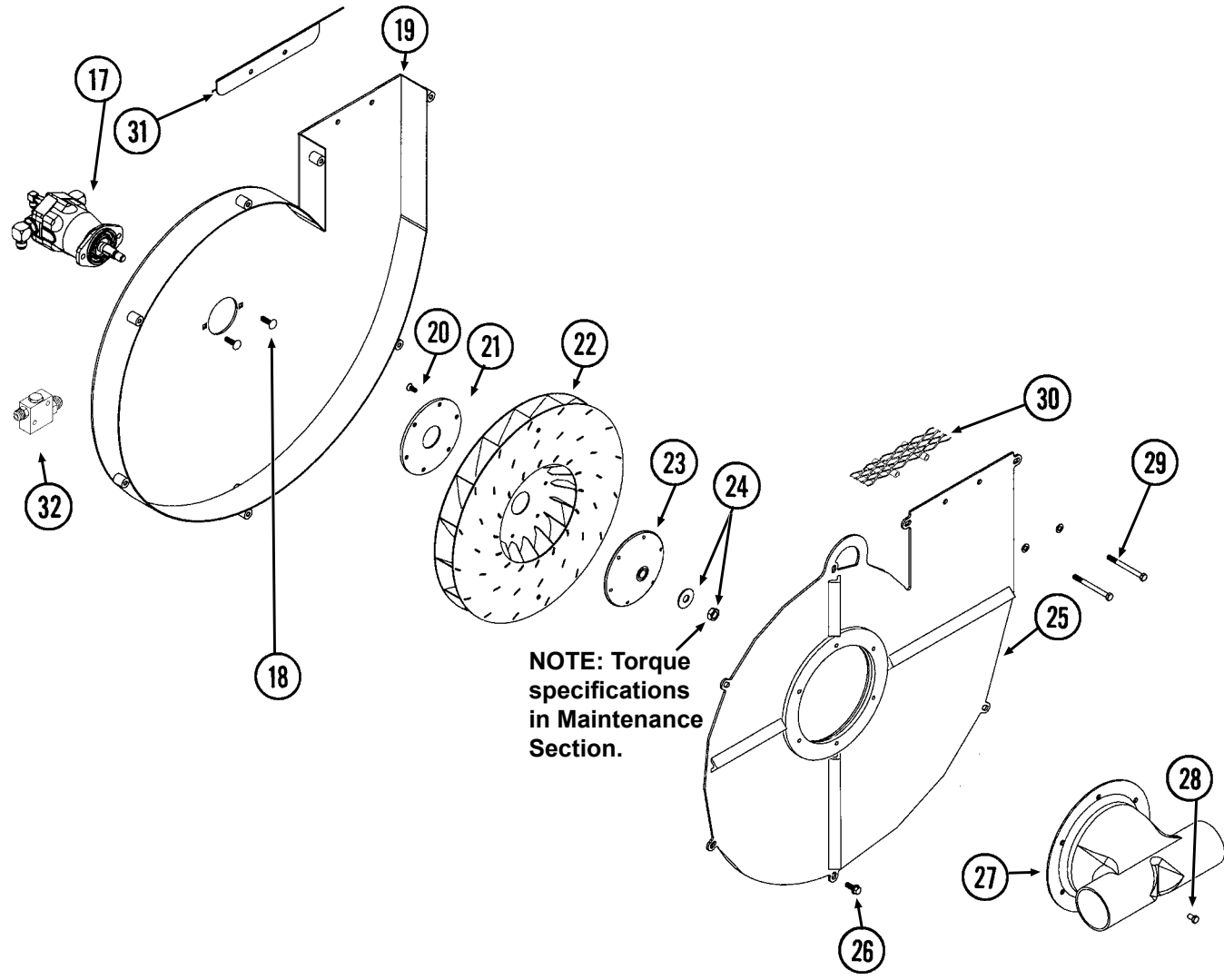
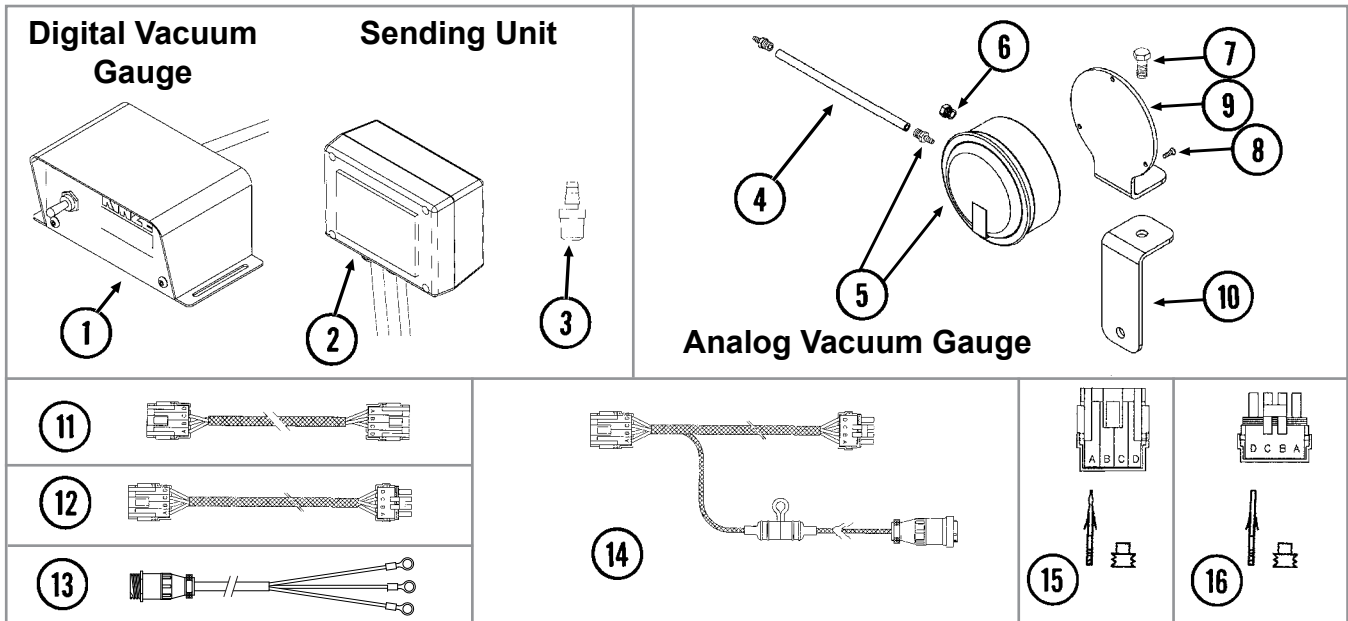
ITEM	PART NO.	QTY. (Per Row)	DESCRIPTION
1	GB0464	1	Residue Wheel Mount
2	GA5654	2	Hub W/Bearings
	GA2014	-	Bearing (Included W/GA5654)
3	GD9724	1	Backing Plate
4	GD11784	2	Weed Guard
5	GB0383	2	Bushing, 1 1/8" O.D. x 25/32" I.D. x 3/4" Long
6	G10765	2	Spring Pin, 1/4" x 1"
7	G10010	2	Hex Head Cap Screw, 5/8"-11 x 3"
8	G10503	2	Hex Jam Nut, 5/8"-11, Grade 2
9	G11228	1	Lock Nut, 3/4"-10
10	G11236	1	Hex Head Cap Screw, 3/4"-10 x 10 1/2"
11	G11392	2	Flat Washer, 3/4" SAE
12	GD1132	2	Dust Cap
13	GD30725	4	Machine Bushing, 5/8" (.030" Thick)
14	GB0387	1	Wheel, 12 Tine, 3/8" x 12"
15	G10041	6	Hex Head Cap Screw, 5/16"-18 x 2"
16	G10109	6	Lock Nut, 5/16"-18, Grade 8
17	G10427101	1	Row Cleaner Floater
18	GD26973	1	Cam Locking Pin
19	GA27038	1	Cam
20	GD10519	1	Spring
21	G11389	1	Flat Washer, 1/2" Plated SAE
22	G10974	1	Lock Nut W/Nylon Insert, 1/2"-13
23	G10229	2	Lock Washer, 3/8"
24	G10004	2	Hex Head Cap Screw, 3/8"-16 x 1 1/4"
A	G10652801	1	L.H. Residue Wheel (Items 2-3 and 14-17)
B	G10652901	1	R.H. Residue Wheel (Items 2-3 and 14-17)

(IP1624)



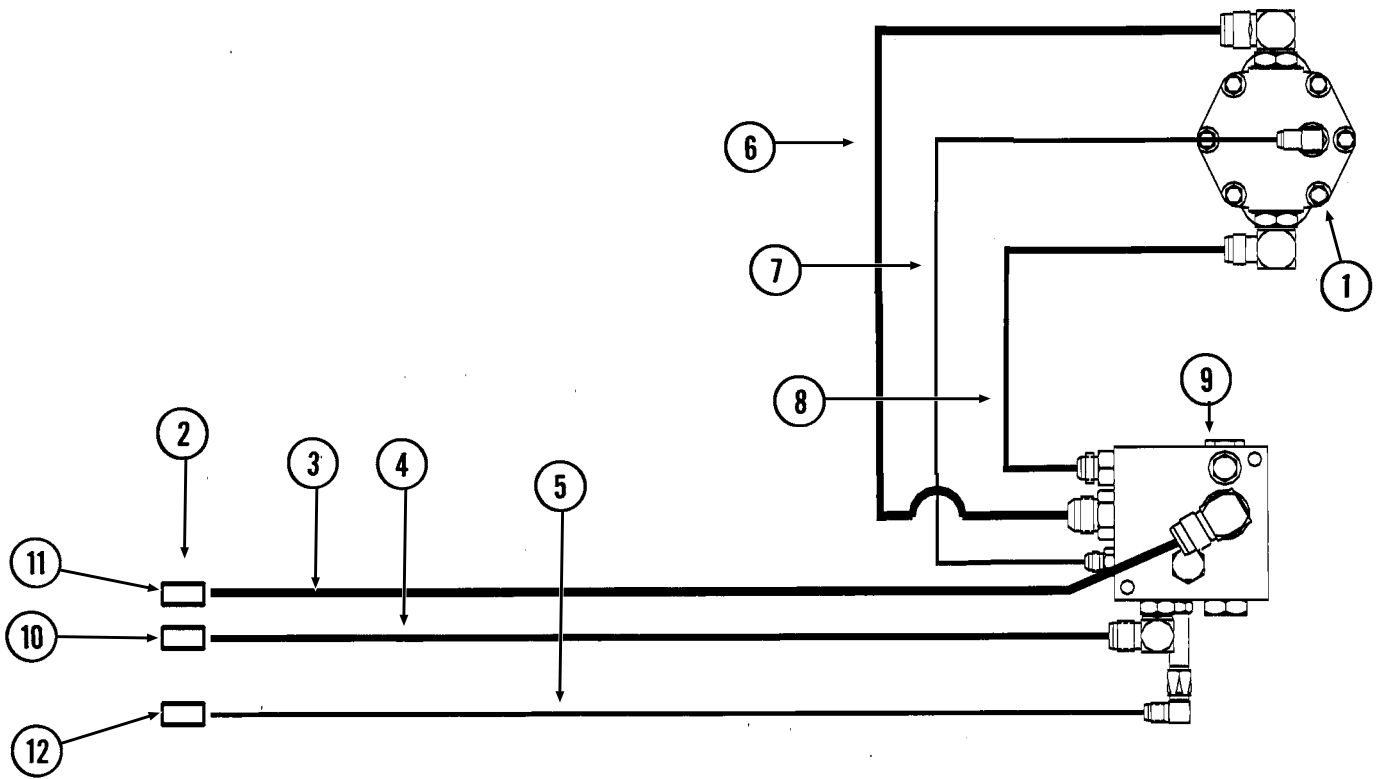
ITEM	PART NO.	QTY.	DESCRIPTION
1	GA18822	-	Liquid Fertilizer Tube
2	GD13348	-	Insulated Clamp, 1 1/16"

This page left blank intentionally.



ITEM	PART NO.	QTY. (Per Assy.)	DESCRIPTION
1	GA11154	1	Digital Vacuum Gauge W/4-Pin Connector
2	GA11156	1	Sending Unit W/ ¼" Tubing And Harness W/4-Pin Male Connector
	GD16324-01	-	Tubing, ¼" x 45" (Included W/GA11156)
	GA9964	-	Strain Relief (Included W/GA11156)
3	GR1736	1	Hose Barb, ⅜" To ⅛" NPT
4	GD15849-02	1	Clear Plastic Tubing, ⅝" O.D. x 120"
5	GA21406	1	Analog Vacuum Gauge W/Hose Barb
	GR1777	-	Hose Barb, ⅛" NPT To ⅜" Barb (Included W/GA21406)
6	GA10799	1	Breather, ⅛" Male NPT
7	G10001	1	Hex Head Cap Screw, ⅜"-16 x 1"
	G10108	1	Lock Nut, ⅜"-16
8	G11215	3	Hex Socket Head Cap Screw, No. 6-32 x ⅜", Grade 8
9	GD15804	1	Mount
10	GD15803	1	Support
11	GA11157	1	Harness, 120"
12	GA11699	-	Extension Harness, 180"
13	GA17547	-	Power Adapter Cable
14	GA11155	1	Harness W/Fuse Holder And Fuse, 132"
	GD14258	-	Fuse Holder (Included W/GA11155)
	GD14660	-	Fuse, 2 Amp Delay Action (Included W/GA11155)
	G1K268	-	Console Cable Connector Kit, Includes: (1) 3-Pin Connector, (1) Cable Clamp, (1) Lock Ring, (3) Female Terminal Pins (Included W/GA11155)
15	GA8328	-	4-Pin Connector W/Female Housing, 4 Seals And 4 Pin Contacts
16	GA8329	-	4-Pin Connector W/Male Housing, 4 Seals And 4 Sockets
17	---	-	See "Vacuum Fan Hydraulic Motor Assembly" on page P39
18	G10599	2	Carriage Bolt, ⅜"-16 x 1¼"
	G11387	2	Hardened Washer, ⅜" SAE
	G10108	2	Lock Nut, ⅜"-16
19	GA10148	1	Shroud
20	G11133	6	Hex Socket Head Cap Screw, ⅝"-18 x ¾", Grade 8
21	G10234201	1	Backing Plate
22	GA10635	1	Impeller
23	GD35847	1	Hub
24	G11389	1	Flat Washer, ½" Plated SAE
	G11704	1	Hex Jam Nut, ½"-20, Grade 2
25	GA10752	1	Cover
26	G11124	7	Whiz Lock Bolt, ⅜"-18 x 1"
27	GD14536	1	Manifold
28	G11123	6	Whiz Lock Bolt, ⅜"-16 x ¾"
29	G10063	2	Hex Head Cap Screw, ⅜"-16 x 4"
	G10753	2	Hex Head Cap Screw, ⅜"-16 x 4½"
	G11387	2	Flat Washer, ⅜" SAE
	G10108	2	Lock Nut, ⅜"-16
30	GA11987	1	Screen
31	GD15863	1	Discharge Deflector
32	---	-	See "Vacuum Fan Motor Valve Block Assembly (Located Below Vacuum Fan Assembly)" on page P40
A	GA24545	-	Vacuum Fan Assembly (Items 17-26 And 29-31)

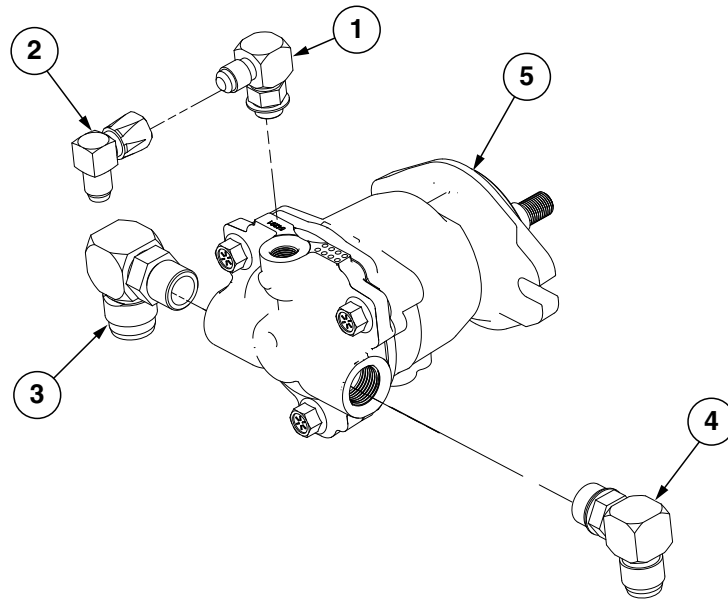
(METR35a)



ITEM	PART NO.	QTY. (Per Assy.)	DESCRIPTION
1	---	-	See "Vacuum Fan Hydraulic Motor Assembly" on page P39
2	GD4086	3	ISO Coupler
3	*A21549-60	1	Hose Assembly, 5/8" x 60" (12F-1/2M NPTF W/Ext., W/Tip)
4	*A18693-60	1	Hose Assembly, 1/2" x 60" (10F-1/2M NPTF W/Ext., W/Tip)
5	*A26939-60	1	Hose Assembly, 3/8" x 60" (06F-1/2M NPTF W/Ext., W/Tip)
6	*A3367	1	Hose Assembly, 3/4" x 21" (12F-12F)
7	*A3292	1	Hose Assembly, 3/8" x 23" (06F-06F)
8	*A8273	1	Hose Assembly, 1/2" x 21" (10F-10F)
9	---	-	See "Vacuum Fan Motor Valve Block Assembly (Located Below Vacuum Fan Assembly)" on page P40
10	GA26924-05	1	Hose Label/Cover, Green (Extend)
11	GA26924-06	1	Hose Label/Cover, Green (Retract)
12	GA26924-11	1	Hose Label/Cover, Orange (Retract)

* Hydraulic hose is not stocked by Kinze Repair Parts.

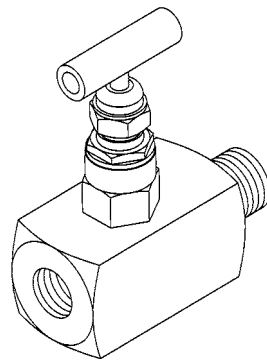
(A10636)



ITEM	PART NO.	QTY.	DESCRIPTION
1	G6801-06 GR1045	1 -	Elbow W/O-Ring, 90°, 1/16"-18 Male JIC To O-Ring
2	G6500-06	1	Swivel Elbow, 90°, 1/16"-18 Male JIC To Female
3	G6801-12-10 GR1466	1	Elbow W/O-Ring, 90°. 1 1/16"-12 Male JIC To 7/8"-14 O-Ring
4	G6801-10 GR1466	1	Elbow W/O-Ring, 90°, 7/8"-14 Male JIC To O-Ring
5	GA24543 GR2314 GR2333	1 - -	Hydraulic Motor Motor Key Seal Kit

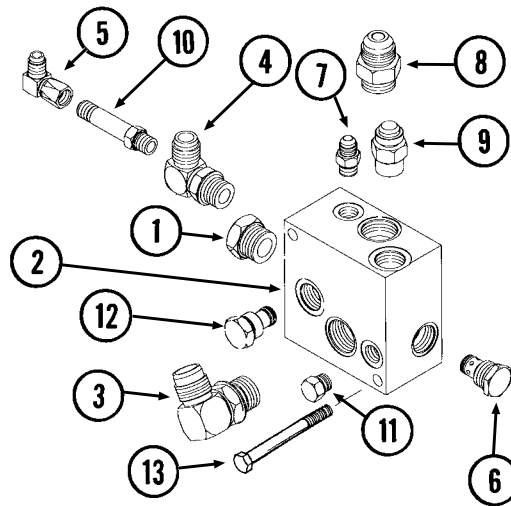
Optional Flow Control Needle Valve Kit

(A11650)



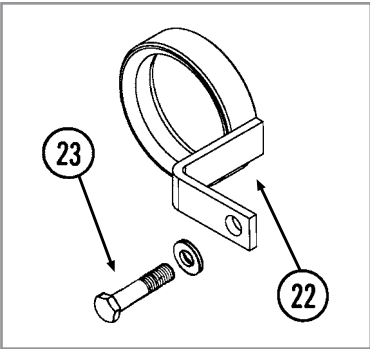
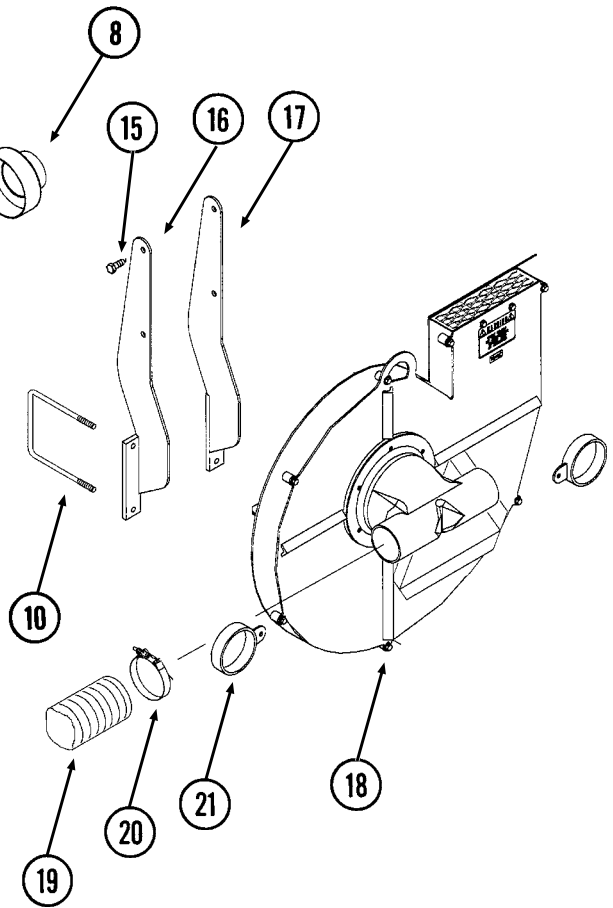
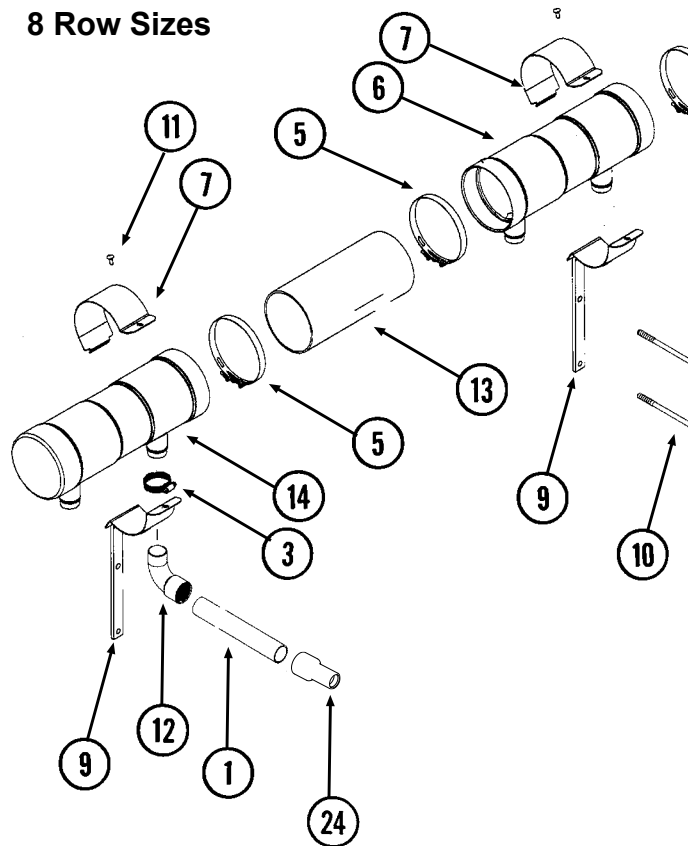
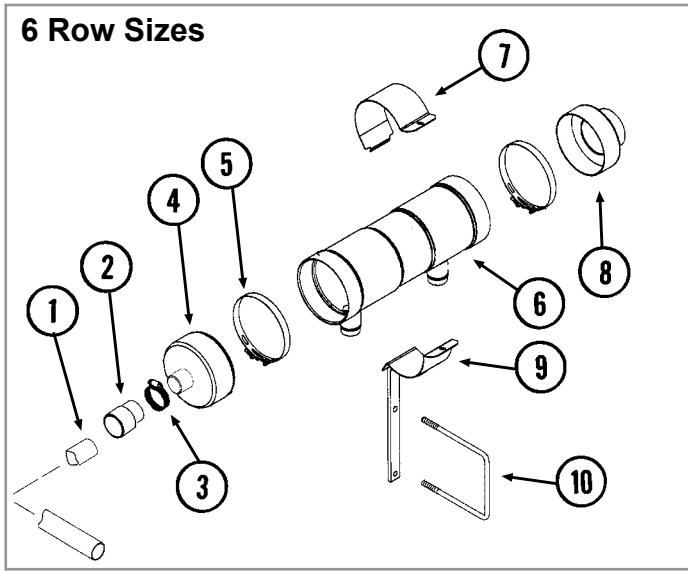
ITEM	PART NO.	QTY.	DESCRIPTION
1	G1K426	-	Needle Valve Kit W/Instructions

(A11060a)



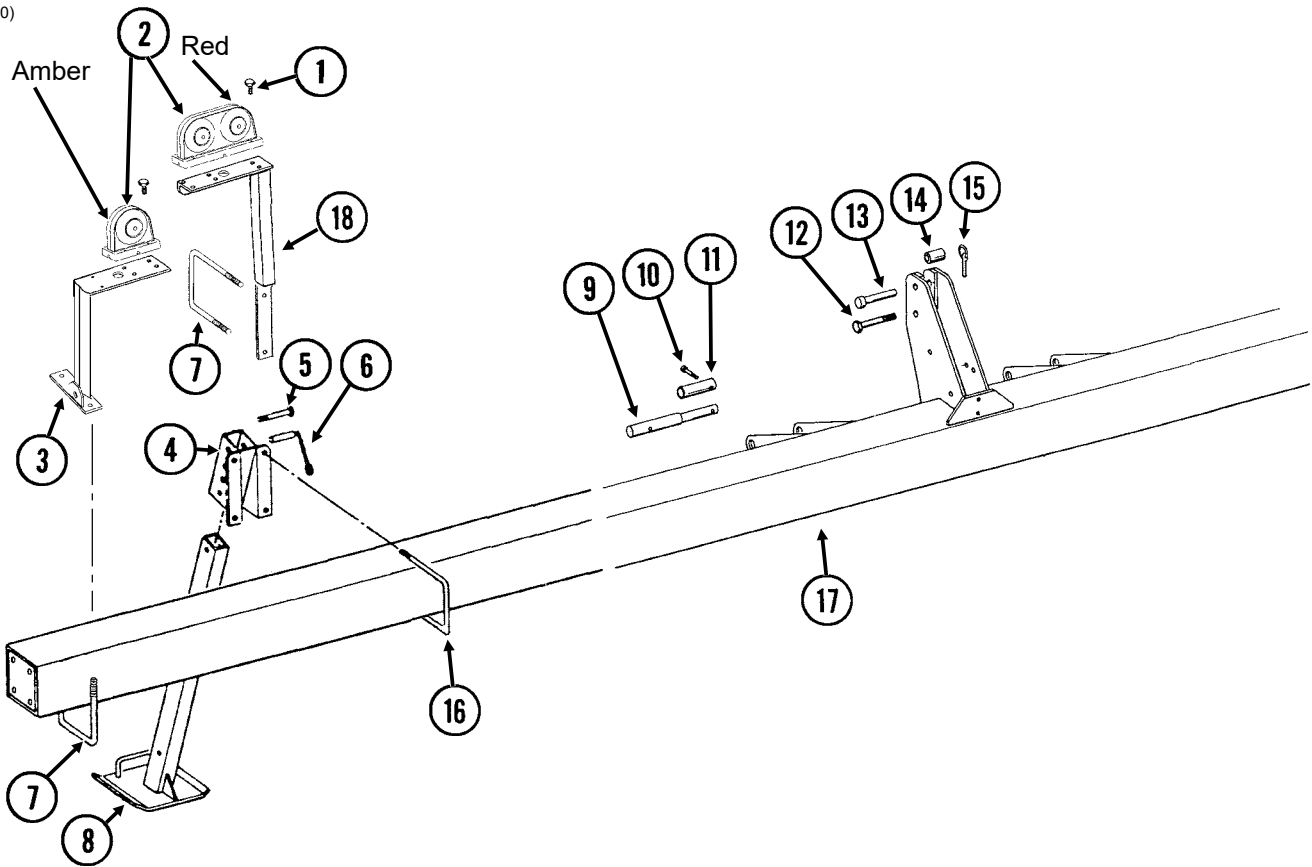
ITEM	PART NO.	QTY.	DESCRIPTION
1	G6408-12 GR1467	1 -	Plug W/O-Ring, 1 1/16"-12 O-Ring
2	GD16188	1	Valve Block
3	G6801-12 GR1467	1 -	Elbow W/O-Ring, 90°, 1 1/16"-12 Male JIC To O-Ring
4	G6801-10 GR1466	1 -	Elbow W/O-Ring, 90°, 7/8"-14 Male JIC To O-Ring
5	G6500-06	1	Swivel Elbow, 90°, 9/16"-18 Male JIC To Female
6	GA4293	1	Check Valve
7	G6400-06 GR1045	1 -	Connector W/O-Ring, 9/16"-18 Male JIC To O-Ring
8	G6400-12 GR1467	1 -	Connector W/O-Ring, 1 1/16"-12 Male JIC To O-Ring
9	G6400-10 GR1466	1 -	Connector W/O-Ring, 7/8"-14 Male JIC To O-Ring
10	G6400-L-06 GR1045	1 -	Long Connector W/O-Ring, 9/16"-18 Male JIC To O-Ring
11	G6408-06 GR1045	1 -	Plug W/O-Ring, 9/16"-18 O-Ring
12	GA11934	1	Relief Valve Cartridge
13	G10038 G11389 G10228 G10102	2 2 2 2	Hex Head Cap Screw, 1/2"-13 x 3" Flat Washer, 1/2" Plated SAE Lock Washer, 1/2" Hex Nut, 1/2"-13

(MT37a/METR36a)



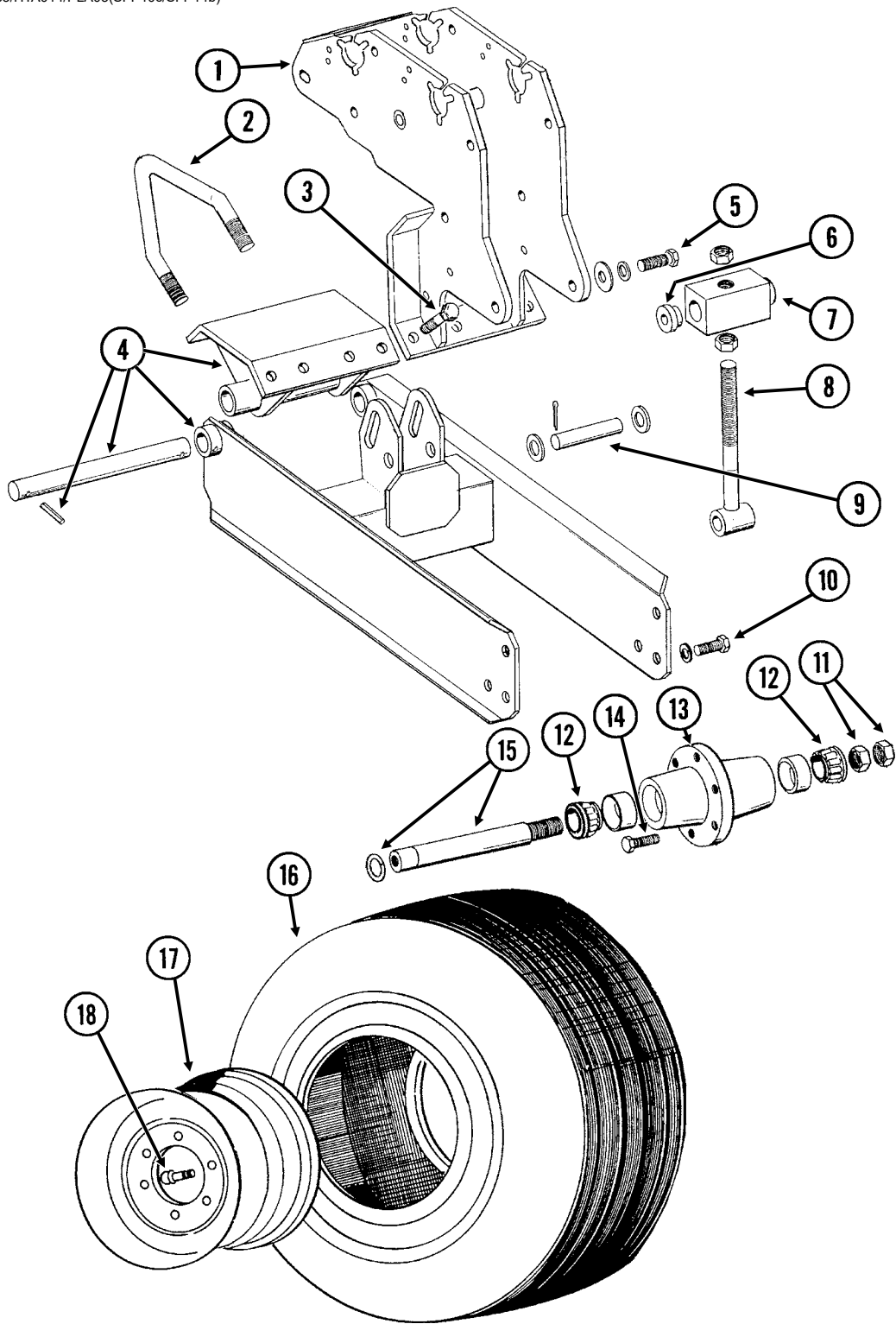
ITEM	PART NO.	QTY.	DESCRIPTION
1	GD15792-07	4-5	Hose, 2" x 65"
	GD15792-15	2	Hose, 2" x 120"
2	GD14627	2	Coupler, 2", 6 Row 36"/38"/40"
3	G10676	6-8	Hose Clamp, No. 36
4	GA11065	2	End Cap, 2"
5	G11145	4-6	T-Bolt Clamp, 7"
6	GD15799	2	Manifold, 21" Long (Open Both Ends)
7	GD15854	2-4	Clamp
8	GA11061	2	End, 4"
9	GA10808	2-4	Mount
10	GD7145	4-6	U-Bolt, 7" x 7" x 1/2"-13
	G10228	8-12	Lock Washer, 1/2"
	G10102	8-12	Hex Nut, 1/2"-13
11	G10312	2-4	Carriage Bolt, 5/16"-18 x 3/4"
	G10620	2-4	Serrated Flange Nut, 5/16"-18
12	GD14626	4-8	Elbow, 90°, 2"
13	GD15856-01	2	Pipe, 6" x 14", 8 Row 30"
	GD15856-02	-	Pipe, 6" x 20", 8 Row 36"/38"/40"
14	GD15850	2	Manifold, 21" (Open One End)
15	G10037	4	Hex Head Cap Screw, 1/2"-13 x 1 1/4"
	G10228	4	Lock Washer, 1/2"
	G10102	4	Hex Nut, 1/2"-13
16	GA10767	1	Mount, L.H.
17	GA10768	1	Mount, R.H.
18	---	-	See "Digital Vacuum Gauge, Analog Vacuum Gauge, and Vacuum Fan Assembly" on page P35
19	GD15791-03	2	Hose, 4" x 46"
20	G11137	4	T-Bolt Clamp, 4 1/4"
21	GA11062	2	Guide, 4"
22	GA10824	2	Hose Protector
23	G10038	2	Hex Head Cap Screw, 1/2"-13 x 3" (At Transmission Assembly)
	G11389	2	Flat Washer, 1/2" Plated SAE
	G10228	2	Lock Washer, 1/2"
	G10102	2	Hex Nut, 1/2"-13
	G10104	2	Hex Nut, 5/8"-11 (At U-Bolt On Row Unit)
24	GB0827	6-8	Vacuum Reducer, 2" to 1 3/4"

(MT40)



ITEM	PART NO.	QTY.	DESCRIPTION
1	G10064	16	Hex Head Cap Screw, 1/4"-20 x 1"
	G11385	16	Flat Washer, 1/4" SAE
	G10110	16	Lock Nut, 1/4"-20, Grade B
2	---	-	See "Electrical Components" on page P71
3	GA6824	1	Bracket, R.H. (Shown)
	GA6823	1	Bracket, L.H.
4	GA4707	2	Mount
5	G10016	2	Hex Head Cap Screw, 1/2"-13 x 2"
	G10111	2	Lock Nut, 1/2"-13
6	GA4733	2	Detent Pin W/Chain
7	GD7145	4	U-Bolt, 7" x 7" x 1/2"-13
	G10228	8	Lock Washer, 1/2"
	G10102	8	Hex Nut, 1/2"-13
8	GA4732	2	Parking Stand
9	GD9750	2	Pin, 11 3/4" Long
10	G10048	4	Hex Head Cap Screw, 3/8"-16 x 2"
	G10108	4	Lock Nut, 3/8"-16
11	GD9749	2	Bushing, 3 3/4"
12	G10678	1	Hex Head Cap Screw, 1"-8 x 5 1/2" (Category 2)
	G10396	1	Lock Nut, 1"-8
13	GA6078	1	Pin, 1" x 4 1/2" (Category 3N And 3)
14	GD8701	1	Bushing, 2"
15	GD2557	3	Lynch Pin, 7/16"
16	GD1114	4	U-Bolt, 7" x 7" x 5/8"-11
	G10230	8	Lock Washer, 5/8"
	G10104	8	Hex Nut, 5/8"-11
17	A6911	-	Toolbar, 7" x 7" x 180", 6 Row 30" (Non-Stock Item)
	A6912	-	Toolbar, 7" x 7" x 230", 6 Row 36"/38"/40" (Non-Stock Item)
	A6913	-	Toolbar, 7" x 7" x 240", 8 Row 30" (Non-Stock Item)
	A6914	-	Toolbar, 7" x 7" x 310", 8 Row 36"/38"/40" (Non-Stock Item)
18	GA10781	1	Bracket, L.H. (Shown)
	GA10782	1	Bracket, R.H.

PLA029/PLA028/PTD085/HTA014/PLA05(SFP10c/SFP14b)

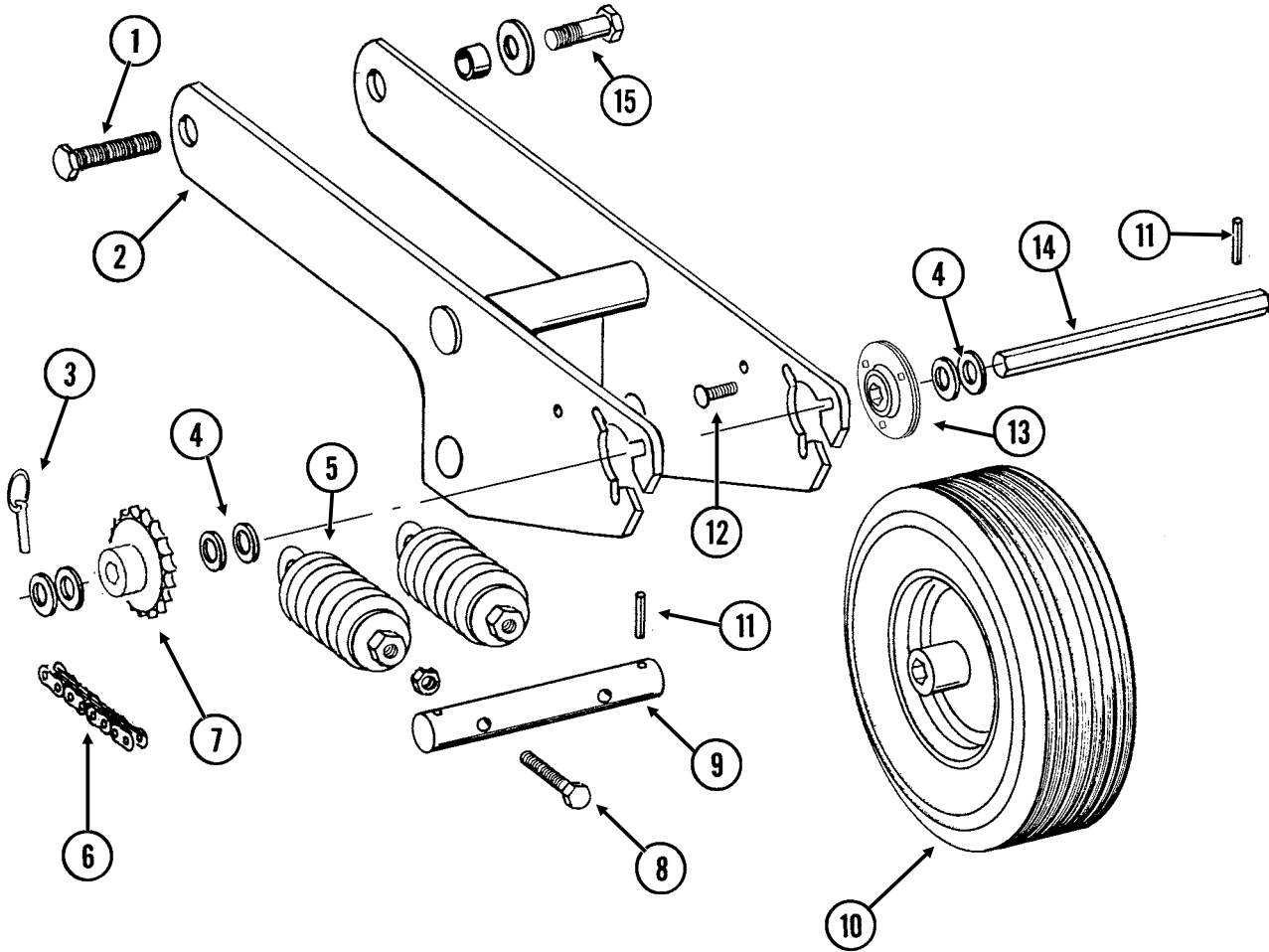


ITEM	PART NO.	QTY. (Per Assy.)	DESCRIPTION
1	---	-	See "Seed Rate Transmission and Module Drive Assembly" on page P49
2	GD8175	2	U-Bolt, 7" x 7" x 5/8"-11 (Diamond)
	G11391	4	Flat Washer, 5/8" SAE
	G10230	4	Lock Washer, 5/8"
	G10104	4	Hex Nut, 5/8"-11
3	G10005	4	Hex Head Cap Screw, 5/8"-11 x 1 3/4"
	G11391	4	Flat Washer, 5/8" SAE
	G10230	4	Lock Washer, 5/8"
	G10104	4	Hex Nut, 5/8"-11
4	GA7294	1	Arm W/Pin, Lower Clamp And Spring Pins
	GD5804	1	Pin, 1 1/4" x 12" (Included W/GA7294)
	GA7295	1	Clamp W/Grease Fittings (Included W/GA7294)
	G10641	-	Grease Fitting, 1/8" NPT (Included W/GA7295)
	G10610	-	Spring Pin, 3/8" x 2" (Included W/GA7294)
5	G10026	2	Hex Head Cap Screw, 3/4"-10 x 2"
	G11392	2	Flat Washer, 3/4" SAE
	G10231	2	Lock Washer, 3/4"
6	GD10403	2	Concentric Spacer
7	GD10328	1	Adjustment Block
8	GA4705	1	Adjusting Screw
	G10117	2	Hex Nut, 1"-8 (Included W/GA4705)
9	GD7041	1	Pin, 1" x 4"
	G11394	2	Flat Washer, 1" SAE
	G10459	2	Cotter Pin, 3/16" x 1 1/2"
10	G10026	2	Hex Head Cap Screw, 3/4"-10 x 2"
	G10231	2	Lock Washer, 3/4"
11	G11081	-	Hex Jam Nut, 1 1/2"-12, Grade 2
12	GA24825	2	Bearing
13	GA24826	1	Hub W/Cups, 6 Bolt
	GR0434	-	Cup (Included W/GA24826)
14	GR0270	6	Lug Bolt, 9/16"-18
15	GA2558	1	Spindle W/Round External Retaining Ring, 9 1/2"
	GD11490	-	Round External Retaining Ring (Included W/GA2558)
16	G10615701	1	Tire, 7.60" x 15", 8 Ply
17	GA5196	1	Wheel W/Valve Protector, 5" x 15"
18	GD1166	1	Valve Stem
A	GA24827	-	Hub And Spindle Assembly (Items 11, 12, 13, and 15)
B	GA10660	-	Ground Drive and Contact Wheel Assembly, R.H. (Items 1-18 On This Page, Items 2-15 See "Contact Drive Wheel Assembly" on page P47 , Items 1-10 And 12-40 See "Seed Rate Transmission and Module Drive Assembly" on page P49 and Items 2-20 See "Module Drive" on page P51)
	GA10661	-	Ground Drive And Contact Wheel Assembly, L.H. (Items 1-18 On This Page, Items 2-15 See "Contact Drive Wheel Assembly" on page P47 , Items 1-10 And 12-40 See "Seed Rate Transmission and Module Drive Assembly" on page P49 and Items 2-20 See "Module Drive" on page P51)

*Specific brand requests will be supplied only as available from current Kinze Repair Parts stock. If a specific brand requested is not in stock, the brand available will be supplied.

PLA027(SFP9dd)

R.H. Side Shown

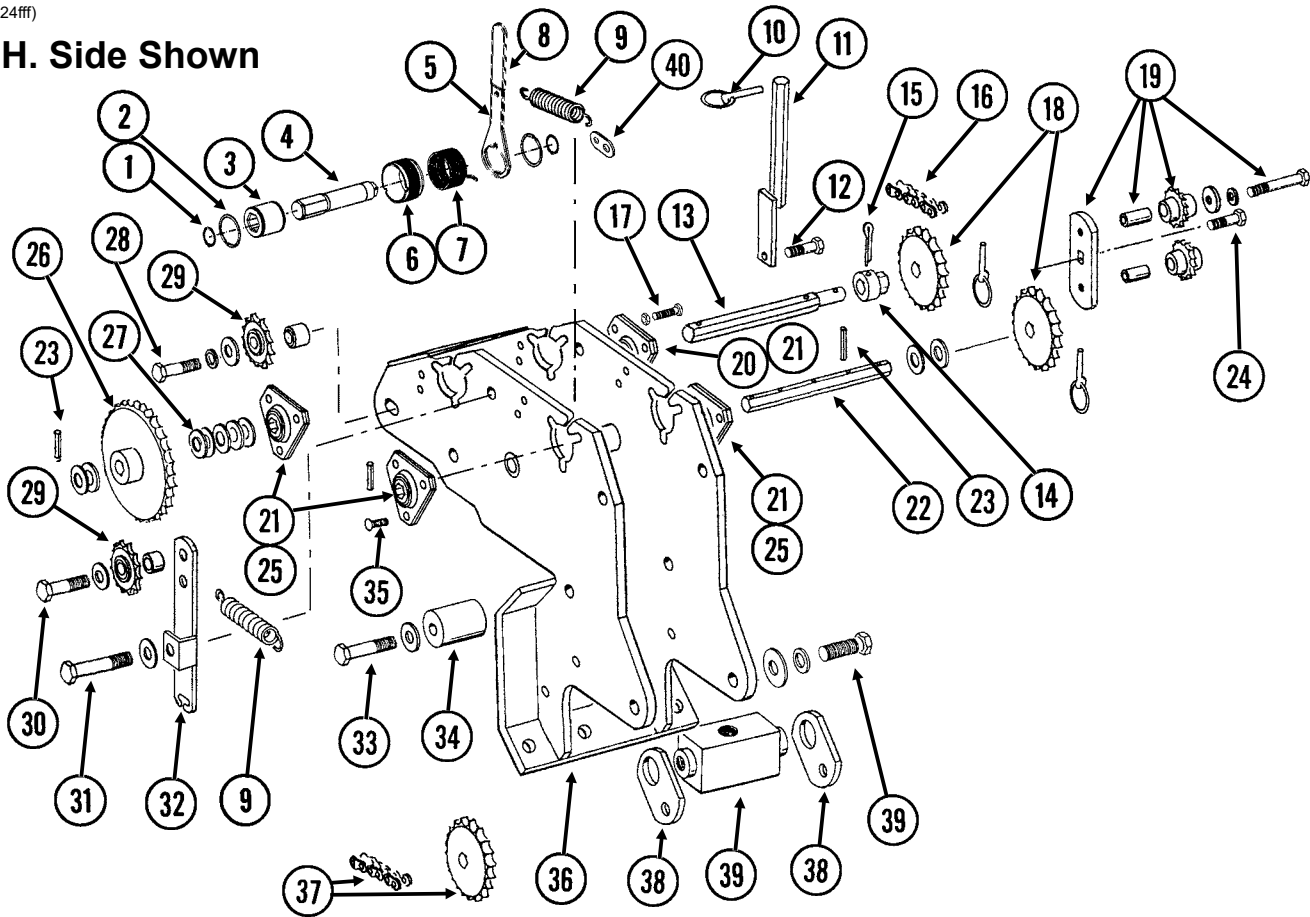


ITEM	PART NO.	QTY. (Per Assy.)	DESCRIPTION
1	---	-	See "Module Drive" on page P51 (Item 7)
2	GA7297	1	Arm
3	GD2558	1	Lynch Pin, 1/4"
4	G10233	-	Machine Bushing, 1", 10 Gauge
5	GA2068	2	Spring W/Plug
6	G3310-218	1	Chain, No. 40, 218 Pitch Including Connector Link (Used With 15 And 19 Tooth Sprockets)
	G3310-224	1	Chain, No. 40, 224 Pitch Including Connector Link (Used With 30 Tooth Sprocket)
	GR0912	-	Connector Link, No. 40
7	GA5105	-	Sprocket, 15 Tooth
	GA5107	-	Sprocket, 19 Tooth
	GA5114	1	Sprocket, 30 Tooth
8	G10861	2	Hex Head Cap Screw, 1/2"-13 x 5", Full Thread
	G11389	2	Flat Washer, 1/2" Plated SAE
	G10501	2	Hex Jam Nut, 1/2"-13, Grade 2
9	GD10329	1	Shaft
10	GA5090	1	Tire And Rim Assembly (Specify Brand*)
	GD5753	1	Tire, 4.10" x 6" (Specify Brand*) (Included W/GA5090)
	GD5752	1	Inner Tube (Included W/GA5090)
11	G10602	2	Spring Pin, 1/4" x 1 1/2"
12	G10303	6	Carriage Bolt, 5/16"-18 x 1"
	G10232	6	Lock Washer, 5/16"
	G10106	6	Hex Nut, 5/16"-18
13	GA9846	-	Flanged Bearing, 7/8" Hex Bore
14	GD10332	1	Shaft, 7/8" x 11"
15	G10005	1	Hex Head Cap Screw, 5/8"-11 x 1 3/4"
	G11391	1	Flat Washer, 5/8" SAE
	GD3180-15	1	Sleeve, 5/8" I.D. x 7/8" O.D. x 1 5/32" Long
	G10107	1	Lock Nut, 5/8"-11

* Specific brand requests will be supplied only as available from current Kinze Repair Parts stock. If a specific brand requested is not in stock, the brand available will be supplied. Different brand tires may have different diameters. Change in tire brand may affect rates. Field checks are recommended after any change in contact tires.

(SFP24ff)

R.H. Side Shown



ITEM	PART NO.	QTY. (Per Assy.)	DESCRIPTION
1	G11075	2	External Inverted Snap Ring, 7/8"
2	G10496	2	External Inverted Snap Ring, 1 1/2"
3	GD14432	1	Sleeve, 1 1/4"
4	GD14426	1	Tightener Shaft, 3 3/8"
5	GD14431	1	Handle
6	GD19344	1	Release Collar, Gold, R.H. (Shown)
	GD19343	-	Release Collar, Silver, L.H.
7	GD14414	1	Torsion Spring, R.H. (Used In L.H. Wrap Spring Wrench)
	GD14413	-	Torsion Spring, L.H. (Shown) (Used In R.H. Wrap Spring Wrench)
8	G11078	1	Vinyl Cap
9	GD5857	2	Spring
10	GD2558	3	Lynch Pin, 1/4"
11	GA11052	1	Sprocket Storage Rod (Vacuum)
	GA4630	-	Sprocket Storage Rod (Mechanical)
12	G10037	1	Hex Head Cap Screw, 1/2"-13 x 1 1/4"
	G11389	1	Flat Washer, 1/2" Plated SAE
	G10111	1	Lock Nut, 1/2"-13
13	GD10336	1	Shaft, 7/8" x 11"
14	GD7127	1	Shear Coupler
15	G10462	1	Cotter Pin, 3/16" x 2"
16	G3310-68	1	Chain, No. 40, 68 Pitch Including Connector Link
	GR0912	-	Connector Link, No. 40
17	G10338	1	Carriage Bolt, 5/16"-18 x 1 1/4"
	G10232	1	Lock Washer, 5/16"
	G10106	1	Hex Nut, 5/16"-18
	G10109	1	Lock Nut, 5/16"-18, Grade 8

Seed Rate Transmission and Module Drive Assembly

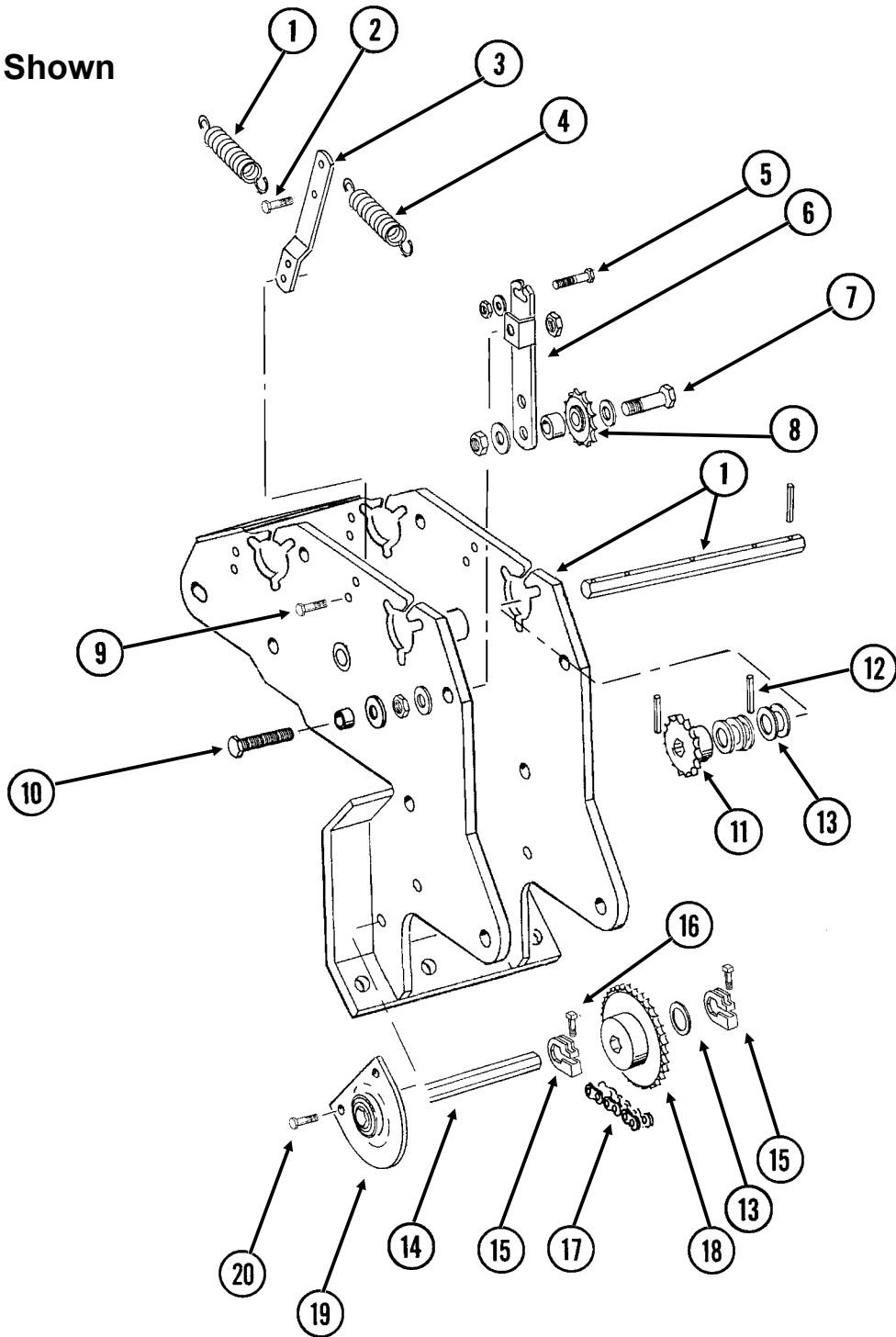
Model 3115

M0299-02

ITEM	PART NO.	QTY. (Per Assy.)	DESCRIPTION
18	GA5105	1	Sprocket, 15 Tooth
	GA5106	1	Sprocket, 17 Tooth
	GA5107	2	Sprocket, 19 Tooth
	GA5108	2	Sprocket, 23 Tooth
	GA5109	1	Sprocket, 24 Tooth
	GA5110	1	Sprocket, 25 Tooth
	GA5111	1	Sprocket, 26 Tooth
	GA5112	1	Sprocket, 27 Tooth
	GA5113	1	Sprocket, 28 Tooth
19	GA7336	1	Idler W/Bolt-On Sprockets
	GD7426	-	Sprocket, 12 Tooth (Included W/GA7336)
	GD1026	-	Sleeve, 1 $\frac{3}{16}$ " Long (Included W/GA7336)
	G11387	-	Flat Washer, $\frac{3}{8}$ " SAE (Included W/GA7336)
	G10229	-	Lock Washer, $\frac{3}{8}$ " (Included W/GA7336)
	G10047	-	Hex Head Cap Screw, $\frac{3}{8}$ "-16 x 1 $\frac{3}{4}$ " (Included W/GA7336)
20	GA5548	1	Special Bearing
21	G3400-01	4	Flangette
22	GD10337	1	Shaft, $\frac{7}{8}$ " x 10 $\frac{1}{2}$ "
23	G10602	7	Spring Pin, $\frac{1}{4}$ " x 1 $\frac{1}{2}$ "
24	G11100	1	Hex Socket Button Head Cap Screw, $\frac{1}{4}$ "-20 x $\frac{1}{2}$ ", Grade 8
	G10227	1	Lock Washer, $\frac{1}{4}$ "
	G11453	1	Fender Washer, $\frac{1}{4}$ "
25	G2100-03	3	Bearing, $\frac{7}{8}$ " Hex Bore, Spherical
26	GA5202	1	Sprocket, 34 Tooth, See "Point Row Clutch" on page P55 , For Machines Equipped With Point Row Clutches
27	G10233	-	Machine Bushing, 1", 10 Gauge (As Required)
28	G10038	1	Hex Head Cap Screw, $\frac{1}{2}$ "-13 x 3"
	G10128	1	Machine Bushing, $\frac{1}{2}$ ", 14 Gauge
	GB0258	1	Stepped Spacer, $\frac{7}{8}$ "
	G11389	1	Flat Washer, $\frac{1}{2}$ " Plated SAE
	G10228	1	Lock Washer, $\frac{1}{2}$ "
	G10102	1	Hex Nut, $\frac{1}{2}$ "-13
29	GA7154	2	Sprocket W/Bearing, 18 Tooth
30	G10581	1	Hex Head Cap Screw, $\frac{1}{2}$ "-13 x 2 $\frac{1}{4}$ "
	G10128	1	Machine Bushing, $\frac{1}{2}$ ", 14 Gauge
	GD7889	1	Bushing, 1" O.D. x $\frac{9}{16}$ " I.D. x $\frac{7}{16}$ " Long
	G10228	1	Lock Washer, $\frac{1}{2}$ "
	G10102	1	Hex Nut, $\frac{1}{2}$ "-13
31	G10036	1	Hex Head Cap Screw, $\frac{5}{8}$ "-11 x 4"
	G11391	1	Flat Washer, $\frac{5}{8}$ " SAE
	G10503	1	Hex Jam Nut, $\frac{5}{8}$ "-11, Grade 2
	G10107	1	Lock Nut, $\frac{5}{8}$ "-11
32	GD13422	1	Idler Arm, R.H. Side Of Planter (Shown)
	GD13394	-	Idler Arm, L.H. Side Of Planter
33	G10033	1	Hex Head Cap Screw, $\frac{1}{2}$ "-13 x 3 $\frac{1}{2}$ "
	G11389	1	Flat Washer, $\frac{1}{2}$ " Plated SAE
	G10228	1	Lock Washer, $\frac{1}{2}$ "
	G10102	1	Hex Nut, $\frac{1}{2}$ "-13
34	GD10407	1	Chain Support
35	G10303	12	Carriage Bolt, $\frac{5}{16}$ "-18 x 1"
	G10232	12	Lock Washer, $\frac{5}{16}$ "
	G10106	12	Hex Nut, $\frac{5}{16}$ "-18
36	GA10063	1	Module
37	---	-	See "Contact Drive Wheel Assembly" on page P47
38	GD15696	2	Strap
39	---	-	See "Ground Drive Wheel Assembly" on page P45
40	GD14595	1	Spring Tension Link
A	G1K380	1	Wrap Spring Wrench Replacement Kit, Gold Collar, R.H. (Items 1-8 And 24) (Shown)
	G1K381	-	Wrap Spring Wrench Replacement Kit, Silver Collar, L.H. (Items 1-8 And 24)

(SFP25hh)

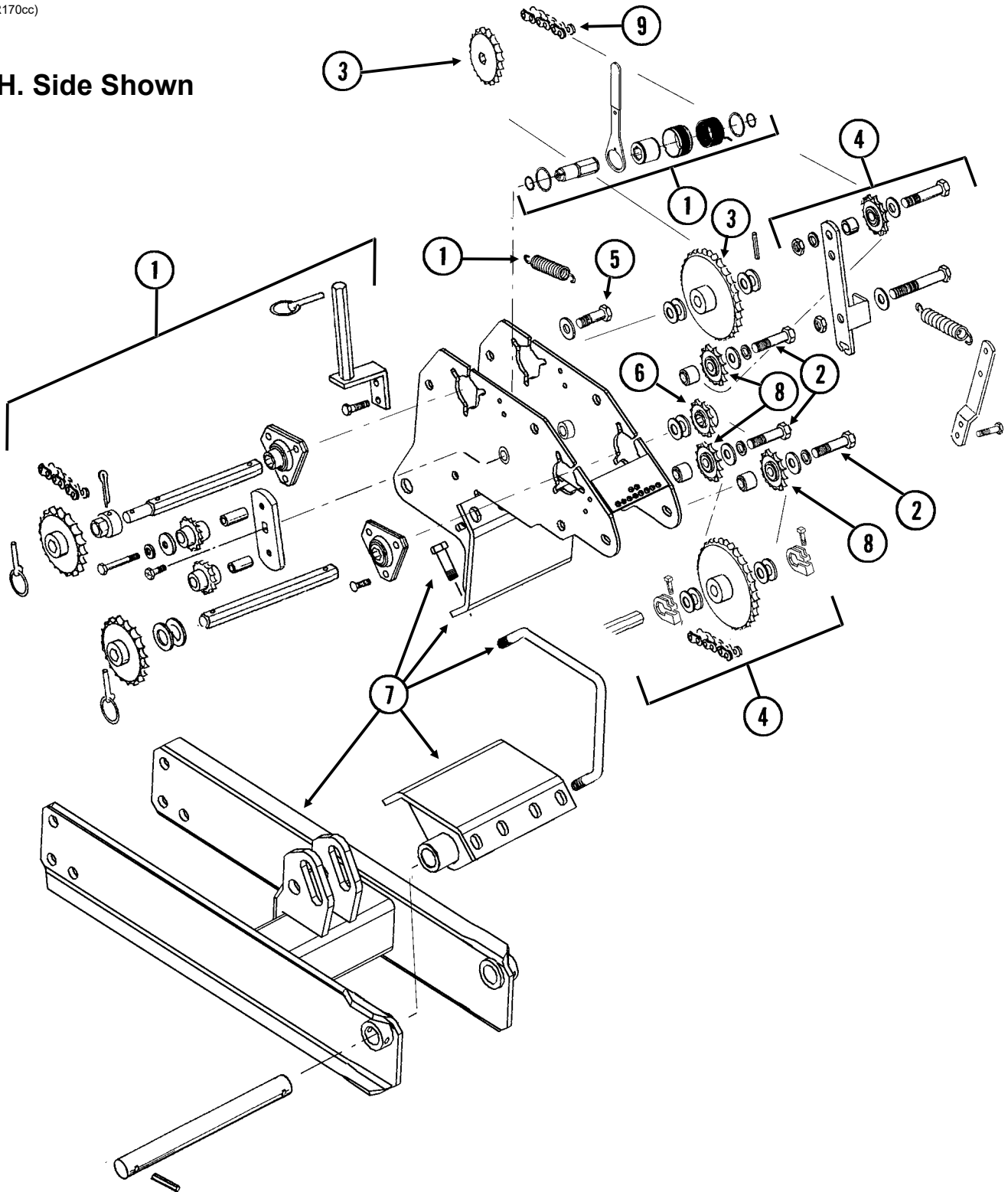
R.H. Side Shown



ITEM	PART NO.	QTY. (Per Assy.)	DESCRIPTION
1	---	-	See "Seed Rate Transmission and Module Drive Assembly" on page P49
2	G10040	1	Hex Head Cap Screw, ¼"-20 x 1¾"
	G10103	1	Hex Nut, ¼"-20
3	GD5860	1	Bar
4	GD5857	1	Spring
5	G10069	1	Hex Head Cap Screw, ⅝"-18 x 2¼"
	G11386	1	Flat Washer, ⅝" SAE
	G10106	1	Hex Nut, ⅝"-18
6	GD13394	-	Idler Arm, R.H. Side Of Planter (Shown)
	GD13422	1	Idler Arm, L.H. Side Of Planter
7	G10581	1	Hex Head Cap Screw, ½"-13 x 2¼"
	G10128	1	Machine Bushing, ½", 14 Gauge
	GD7889	1	Bushing, 1" O.D. x ⅝" I.D. x 7/16" Long
	G10228	1	Lock Washer, ½"
	G10102	1	Hex Nut, ½"-13
8	GA7154	1	Sprocket W/Bearing, 18 Tooth
9	G10064	1	Hex Head Cap Screw, ¼"-20 x 1"
	G10227	1	Lock Washer, ¼"
	G10103	1	Hex Nut, ¼"-20
10	G11028	1	Hex Head Cap Screw, ⅝"-11 x 4½", Full Thread
	G11391	1	Flat Washer, ⅝" SAE
	GD3180-15	1	Sleeve, ⅝" I.D. x 7/8" O.D. x 15/32" Long
	G10104	1	Hex Nut, ⅝"-11
	G11391	1	Flat Washer, ⅝" SAE
	G10107	1	Lock Nut, ⅝"-11
11	GA5105	1	Sprocket, 15 Tooth
12	G10602	7	Spring Pin, ¼" x 1½"
13	G10233	1	Machine Bushing, 1", 10 Gauge
14	GD0914-66	-	Hex Shaft, 7/8" x 66", 6 Row 30" (No Holes) (Two Per Planter)
	GD0914-86	-	Hex Shaft, 7/8" x 86", 6 Row 36"/38"/40" (No Holes) (Two Per Planter)
	GD0914-96	-	Hex Shaft, 7/8" x 96", 8 Row 30" (No Holes) (Two Per Planter)
	GD0914-126	-	Hex Shaft, 7/8" x 126", 8 Row 36"/38"/40" (No Holes) (Two Per Planter)
15	GD11045	2	Lock Clamp
16	G10130	2	Square Head Machine Bolt, ⅝"-18 x 1 ¾"
	G10923	2	Flange Nut, ⅝"-18, No Serration
17	G3310-75	1	Chain, No. 40, 75 Pitch Including Connector Link And Offset Link
	GR0912	-	Connector Link, No. 40
	GR0911	-	Offset Link, No. 40
18	GA5114	1	Sprocket, 30 Tooth
19	GA2180	1	Hanger Bearing, 7/8" Hex Bore
20	G10004	2	Hex Head Cap Screw, ⅜"-16 x 1¼"
	G11387	2	Flat Washer, ⅜" SAE
	G10229	2	Lock Washer, ⅜"
	G10101	2	Hex Nut, ⅜"-16
A	GA11331	-	Lock Clamp Assembly (Items 15 And 16)

(PLTR170cc)

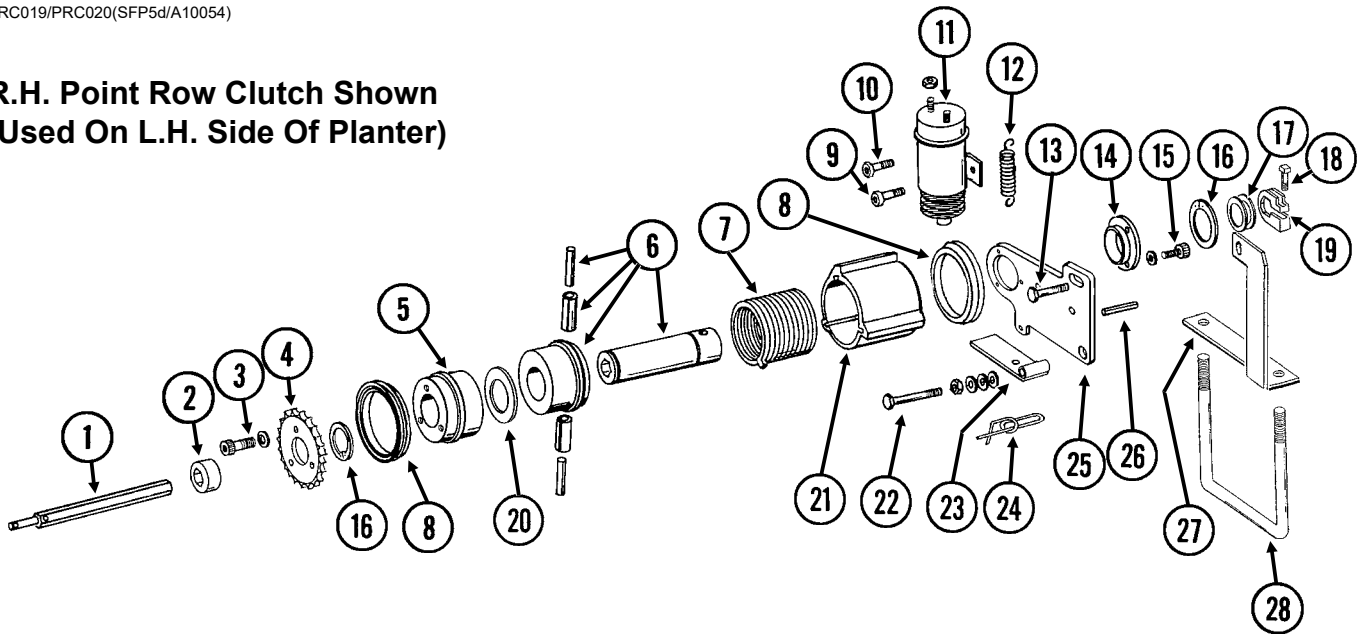
R.H. Side Shown



ITEM	PART NO.	QTY. (Per Assy.)	DESCRIPTION
1	---	-	See "Seed Rate Transmission and Module Drive Assembly" on page P49
2	G10397	3	Hex Head Cap Screw, 1/2"-13 x 2 3/4"
	G10128	3	Machine Bushing, 1/2", 14 Gauge
	G11389	3	Flat Washer, 1/2" Plated SAE
	GB0258	3	Stepped Spacer, 7/8"
	G10228	3	Lock Washer, 1/2"
	G10102	3	Hex Nut, 1/2"-13
3	---	-	See "Contact Drive Wheel Assembly" on page P47
4	---	-	See "Module Drive" on page P51
5	G10005	2	Hex Head Cap Screw, 5/8"-11 x 1 3/4"
	G11391	2	Flat Washer, 5/8" SAE
	GD3180-15	2	Sleeve, 5/8" I.D. x 7/8" O.D. x 1 5/32" Long
	G10107	2	Lock Nut, 5/8"-11
6	GA5105	1	Sprocket, 15 Tooth
7	---	-	See "Ground Drive Wheel Assembly" on page P45
8	GA7154	2	Sprocket W/Bearing, 18 Tooth
9	G3310-204	1	Chain, No. 40, 204 Pitch Including Connector Link
	GR0912	-	Connector Link, No. 40

PRC019/PRC020(SFP5d/A10054)

R.H. Point Row Clutch Shown
(Used On L.H. Side Of Planter)



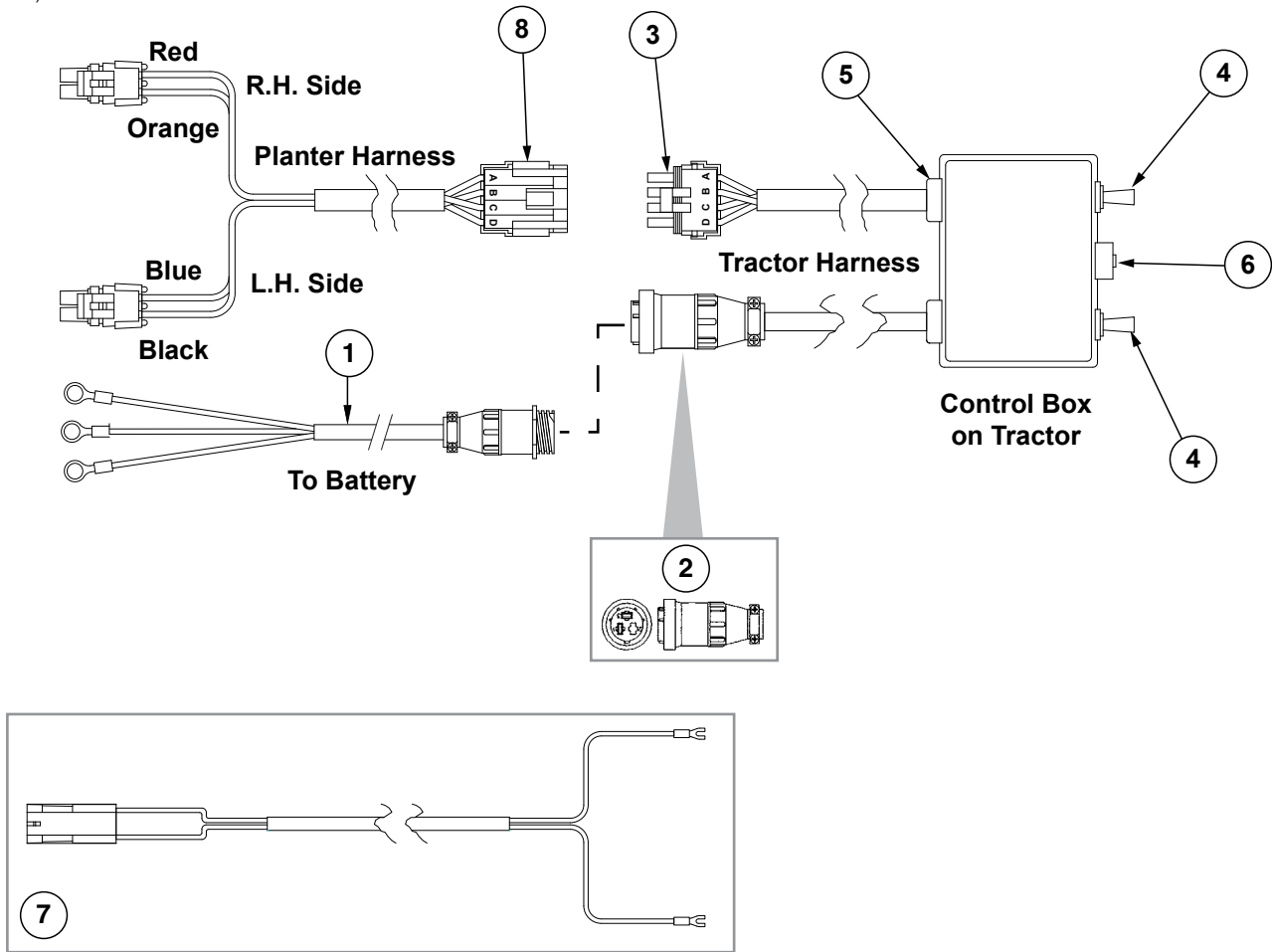
Point Row Clutch

Model 3115

M0299-02

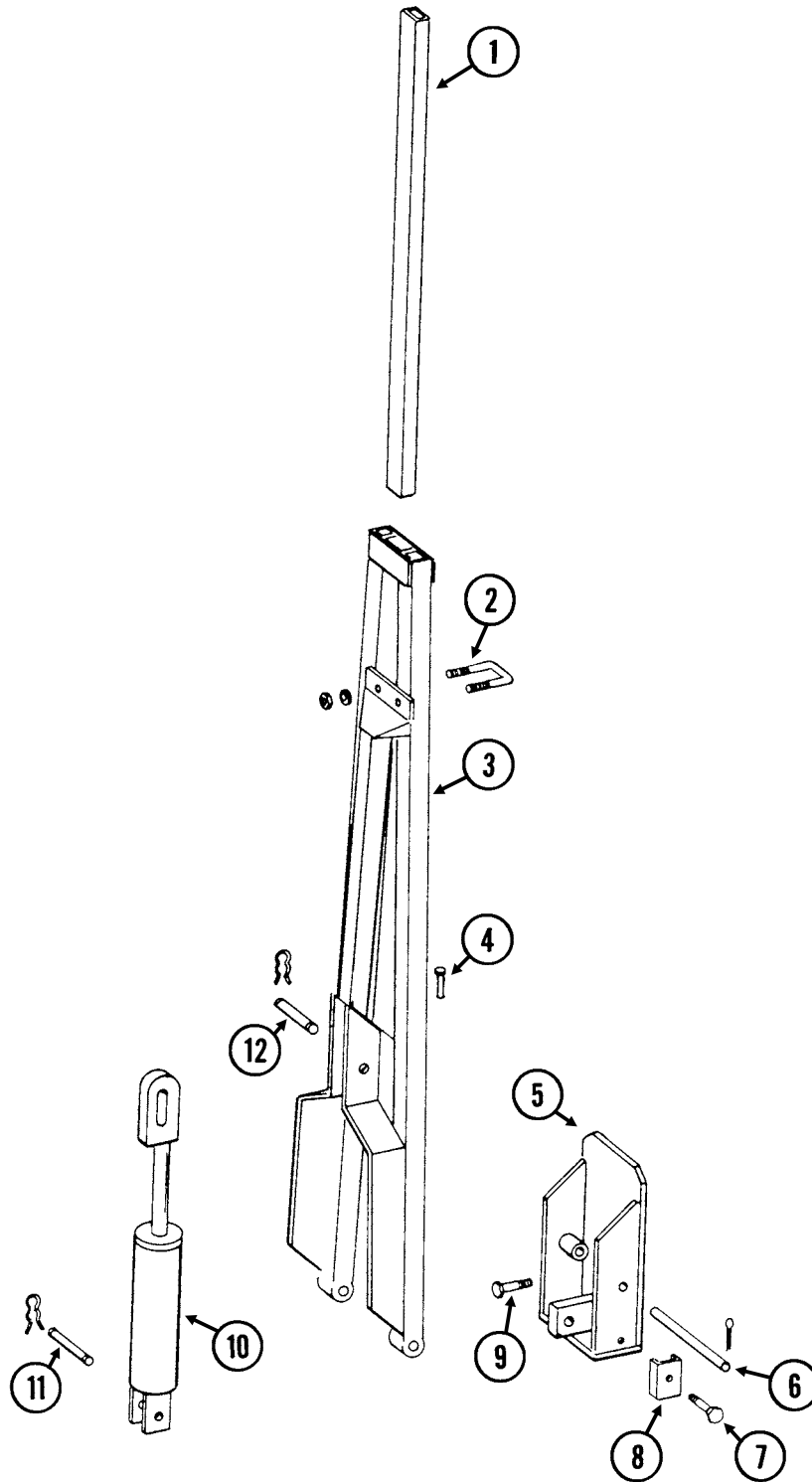
ITEM	PART NO.	QTY. (Per Assy.)	DESCRIPTION
1	GD10527	1	Input Shaft, 7/8" x 15 1/2"
2	GD10200	1	Sleeve, 3/4" Long
3	G10023	3	Hex Head Cap Screw, 1/4"-20 x 3/4"
	G10227	3	Lock Washer, 1/4"
4	GD10525	1	Sprocket, 34 Tooth
5	GD10104	1	Input Hub
6	GA7137	1	Hub/Sleeve Assembly W/Spring Pins
	G11934	2	Coiled Spring Pin, 1/4" x 1" (Included W/GA7137)
7	GD9672	1	Spring, R.H. (Shown)
	GD9671	-	Spring, L.H.
8	GD14512	2	V-Ring Seal
9	G10900	1	Hex Socket Head Cap Screw, 1/4"-20 x 1 3/4", Grade 8
	G10227	1	Lock Washer, 1/4"
	G10103	2	Hex Nut, 1/4"-20
10	G10023	1	Hex Head Cap Screw, 1/4"-20 x 3/4"
	G10227	1	Lock Washer, 1/4"
	G10103	1	Hex Nut, 1/4"-20
11	GA8393	1	Solenoid Complete
	GR1306	1	Snap Ring (Included W/GA8393)
	GR1303	1	Spring (Included W/GA8393)
	GR1304	1	Boot (Included W/GA8393)
	GR1305	1	Plunger (Included W/GA8393)
12	GD10123	1	Spring
13	G10003	1	Hex Head Cap Screw, 3/8"-16 x 1 1/2"
	G11387	2	Flat Washer, 3/8" SAE
	G10101	1	Hex Nut, 3/8"-16
14	GD9667	1	Bushing
15	G10253	3	Hex Socket Head Screw, No. 10-32 x 1/2"
	G10257	3	Lock Washer, No. 10
16	G10496	2	External Inverted Snap Ring, 1 1/2"
17	G10233	-	Machine Bushing, 1", 10 Gauge
18	G10130	-	Square Head Machine Bolt, 5/16"-18 x 1 3/4"
	G10923	-	Flange Nut, 5/16"-18, No Serration
19	GD11045	-	Lock Clamp
20	GD14513	1	Felt Washer
21	GD30903	1	Stop Collar
22	G10939	1	Hex Head Cap Screw, 3/8"-16 x 2 1/4"
	G10101	1	Hex Nut, 3/8"-16
	G11387	1	Flat Washer, 3/8" SAE
	G10229	2	Lock Washer, 3/8"
	G10497	1	Hex Jam Nut, 3/8"-16, Grade 2
23	GD30902	1	Actuator Arm
24	GD11120	1	Rue Ring Cotter, 5/16"
25	GD10103	1	Mounting Plate
26	G10859	1	Spring Pin, 3/16" x 2 1/4"
27	GD10529	1	Bracket, L.H. (Shown)
	GD10528	-	Bracket, R.H.
28	GD7145	1	U-Bolt, 7" x 7" x 1/2"-13
	G10111	2	Lock Nut, 1/2"-13
29	GA10054	1	Ground Cable, Green
A	GA11331	-	Lock Clamp Assembly (Items 18 And 19)
B	GA7418	-	Point Row Clutch Assembly, R.H. (Shown) (Items 3-12, 14-16, 20-26 And 29)
	GA7417	-	Point Row Clutch Assembly, L.H. (Items 3-12, 14-16, 20-26 And 29)

(A25955)



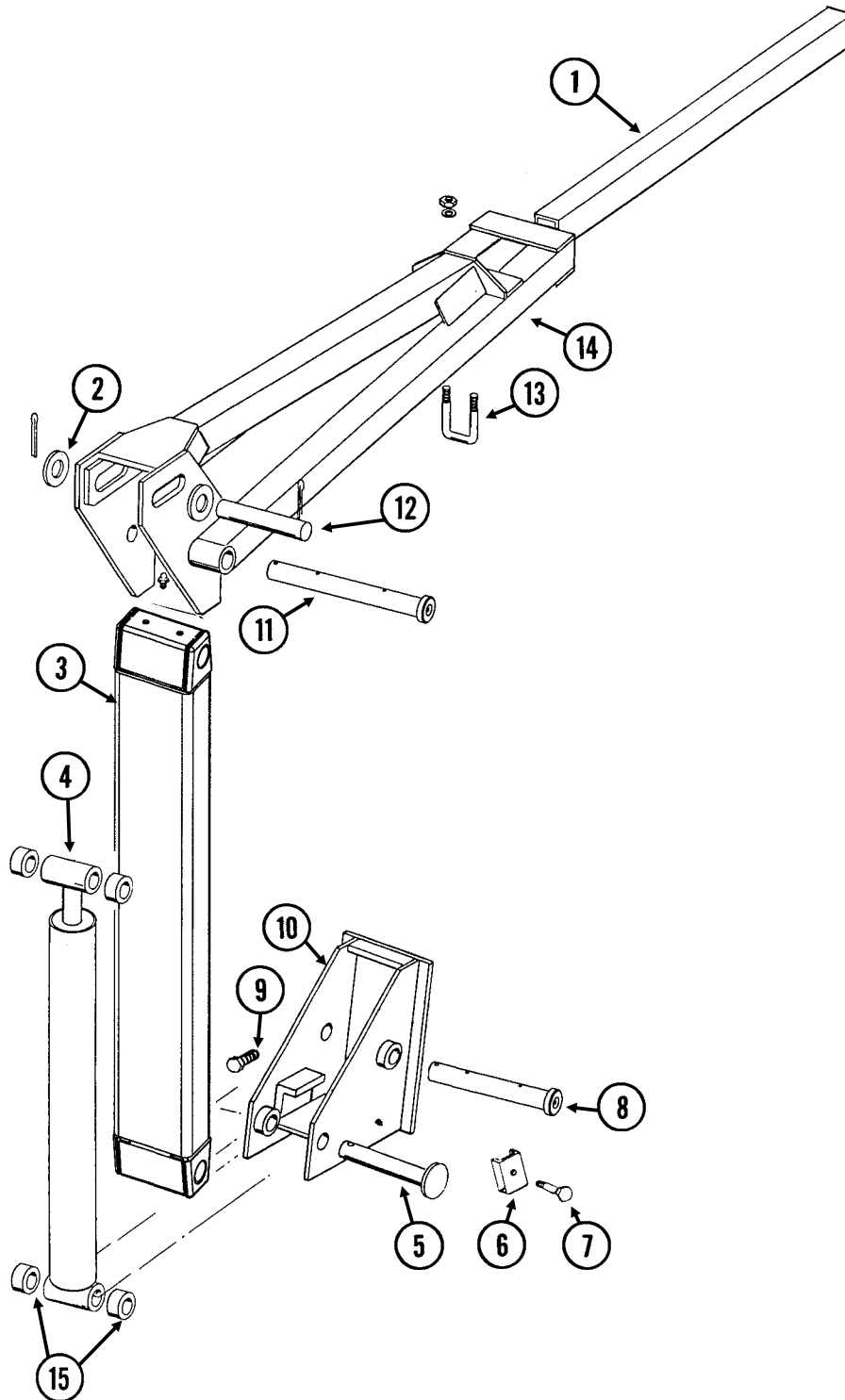
ITEM	PART NO.	QTY. (Per Assy.)	DESCRIPTION
1	GA17547	1	Power Adapter Cable
2	G1K268	-	Console Cable Connector Kit, Includes: (1) 3-Pin Connector, (1) Cable Clamp, (1) Lock Ring, (3) Female Terminal Pins
3	GA25528	1	Harness W/4-Pin Connector, 152"
	GA8329	-	4-Pin Connector W/Male Housing, 4 Seals And 4 Socket Contacts (Included W/GR1447)
4	GA7144	2	Two Position Switch
5	---	---	---
6	GA7165	1	Circuit Breaker, 12 Amp
7	GA25527	1	Control Box Harness
8	GA25863	1	Harness
	GA8328	-	4-Pin Connector W/Female Housing, 4 Seals and 4 Pin Contacts (Included W/ GA25863)
A	GA25955	-	Control Box Assembly (Items 4, 6, and 8)

MKR010(MKR1a)



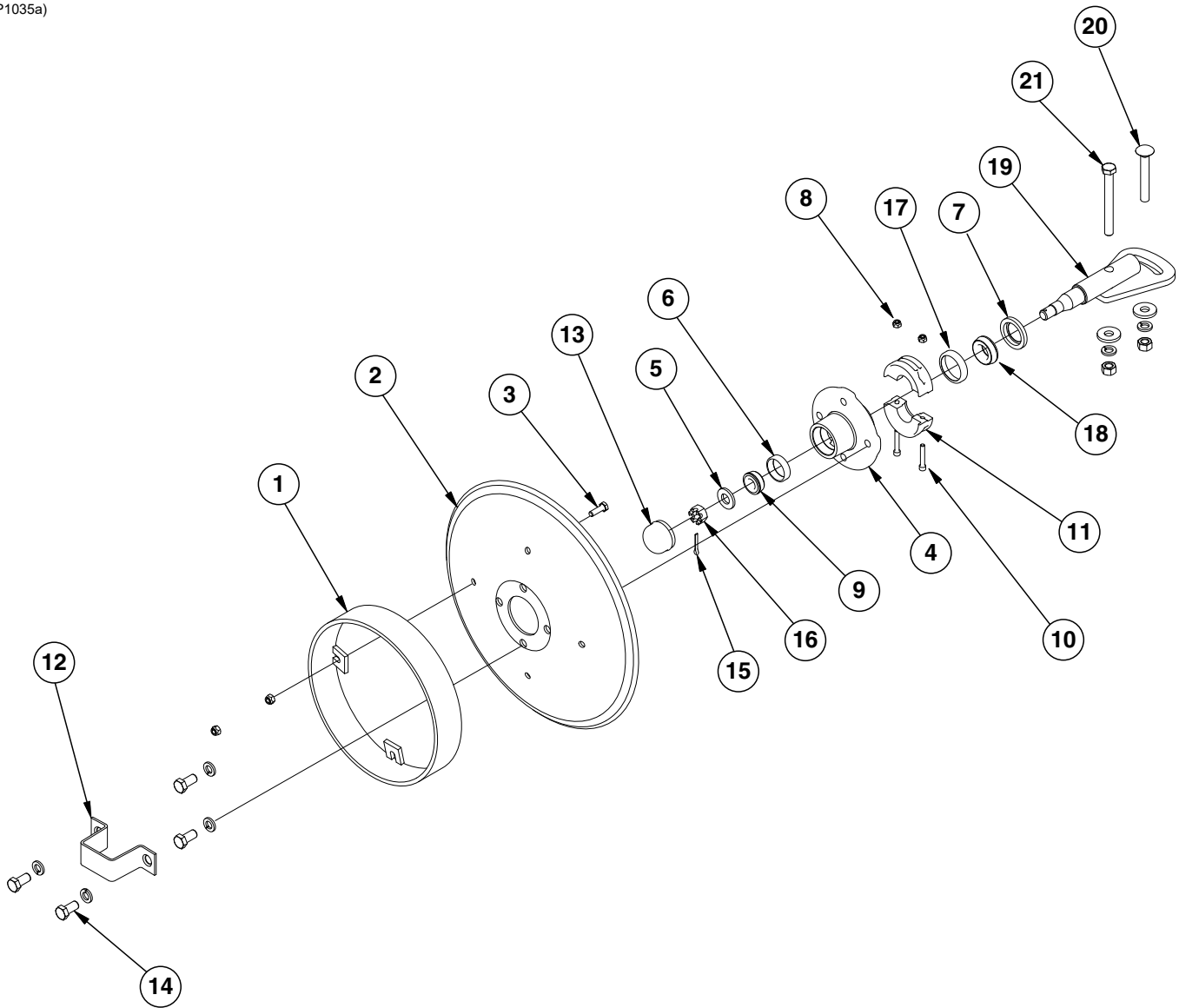
ITEM	PART NO.	QTY. (Per Assy.)	DESCRIPTION
1	GD0453-02	1	Extension Tube, 40"
2	GD2721	1	U-Bolt, 2" x 2" x 1/2"-13
	G10228	2	Lock Washer, 1/2"
	G10102	2	Hex Nut, 1/2"-13
3	GA5183	-	Arm W/Grease Fittings, 58 1/2"
	G10640	-	Grease Fitting, 1/4"-28 (Included W/GA5183)
4	GD0462	1	Safety Lockup Pin
	G10670	1	Hair Pin Clip, No. 3
	G10187	1	Spring Pin, 5/32" x 2"
5	GA5178	-	Mount W/Grease Fittings
	G10640	-	Grease Fitting, 1/4"-28 (Included W/GA5178)
6	GD0438	1	Pin, 13 1/2"
	G10460	2	Cotter Pin, 1/4" x 2"
7	G10133	1	Hex Head Cap Screw, 5/16"-18 x 1 1/2"
	G10232	1	Lock Washer, 5/16"
	G10106	1	Hex Nut, 5/16"-18
8	GD5892	1	Hose Clamp, 5/8" x 1 1/2" x 1 1/2"
9	G10008	4	Hex Head Cap Screw, 5/8"-11 x 2"
	G10230	4	Lock Washer, 5/8"
10	---	-	See "Row Marker Cylinder, 6 Row 30" on page P65
11	GR0367	1	Pin, 1" x 2 7/8"
	GR0193	2	Hair Pin Clip
12	GR0375	1	Pin, 1" x 3 1/2"
	GR0193	2	Hair Pin Clip

(MKR2ff)



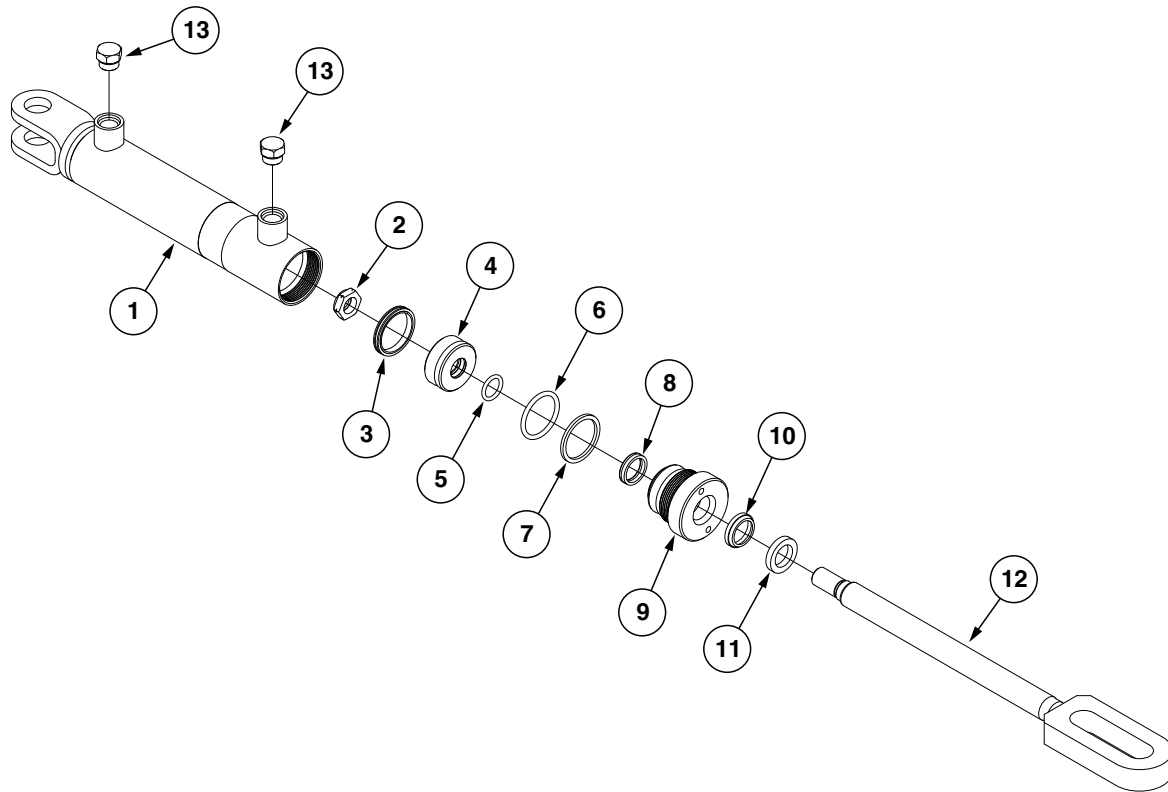
ITEM	PART NO.	QTY. (Per Assy.)	DESCRIPTION
1	GD0453-04	1	Extension Tube, 60", 6 Row 36"/38"/40"
	GD0453-03	-	Extension Tube, 50", 8 Row 30"
	GD0453-08	-	Extension Tube, 65", 8 Row 36"/38"/40"
2	G11396	2	Flat Washer, 1 1/4" SAE
3	GA11591	1	Arm, First Stage
4	---	-	See "Row Marker Cylinder, 6 Row 36"/38"/40" and 8 Row 36"/38"/40" on page P64
5	GD15386	1	Pin, 1 1/4" x 7 5/8"
	G10460	1	Cotter Pin, 1/4" x 2"
6	GD5875	1	Hose Clamp, 9/16" x 2 1/2" x 2"
7	G10133	1	Hex Head Cap Screw, 5/16"-18 x 1 1/2"
	G10232	1	Lock Washer, 9/16"
	G10106	1	Hex Nut, 5/16"-18
	G10228	2	Lock Washer, 1/2"
	G10102	2	Hex Nut, 1/2"-13
8	GD21143	1	Pin W/Grease Fitting, 1 1/4" x 9 1/2"
	G11400	1	Retaining Ring, 1 1/4"
	G10640	1	Grease Fitting, 1/4"-28
	G10159	2	Washer, 1 7/8", 10 Gauge (.1345")
	G10460	1	Cotter Pin, 1/4" x 2"
	G10049	1	Hex Head Cap Screw, 3/8"-16 x 2 1/2"
	G10108	1	Lock Nut, 3/8"-16
9	G10879	4	Flanged 12 Point Bolt, 5/8"-11 x 2", Special Hardened
10	GA5130	1	Mount
11	GD21142	1	Pin W/Grease Fitting, 1 1/4" x 9 1/2"
	G11400	1	Retaining Ring, 1 1/4"
	G10640	1	Grease Fitting, 1/4"-28
	G10159	2	Washer, 1 7/8", 10 Gauge (.1345")
	G10460	1	Cotter Pin, 1/4" x 2"
	G10049	1	Hex Head Cap Screw, 3/8"-16 x 2 1/2"
	G10108	1	Lock Nut, 3/8"-16
12	GD2161	1	Pin, 1 1/4" x 8 1/4"
	G10460	2	Cotter Pin, 1/4" x 2"
13	GD2721	1	U-Bolt, 2" x 2" x 1/2"-13
14	GA5190	1	Arm, Second Stage, 35", 6 Row 36"/38"/40"
	GA5188	-	Arm, Second Stage, 46", 8 Row 30"
	GA5192	-	Arm, Second Stage, 67", 8 Row 36"/38"/40"
15	GD0752-41	-	Sleeve, 1" (If Applicable)

(IP1035a)



ITEM	PART NO.	QTY. (Per Assy.)	DESCRIPTION
1	GA5853	1	Depth Band
2	GD0746	1	Disc Blade, Solid, 16" (Shown)
	GD10283	-	Disc Blade, Notched, 16" (Optional)
3	G10019	4	Hex Head Cap Screw, 5/16"-18 x 1"
	G10109	4	Lock Nut, 5/16"-18, Grade 8
4	GA26876	1	Hub W/Cups, 4 Bolt (Includes Items 6 and 17)
5	G11391	1	Flat Washer, 5/8" SAE
6	GR0151	1	Outer Cup
7	GD21540	1	Grease Seal
8	G10110	2	Lock Nut, 1/4"-20, Grade B
9	GA0257	1	Bearing
10	G11418	2	Hex Socket Head Cap Screw, 1/4"-20 x 1 1/2"
11	GB0554	2	Hub Shield
12	GD2597	1	Retainer
13	GD0840	1	Dust Cap
14	G10722	4	Hex Head Cap Screw, 1/2"-20 x 1"
	G10228	4	Lock Washer, 1/2"
15	G10544	1	Cotter Pin, 5/32" x 1"
16	G10725	1	Slotted Hex Nut, 5/8"-18
17	GR0150	1	Inner Cup
18	GA0245	1	Bearing
19	GA15151	1	Spindle
20	G10844	1	Carriage Bolt, 1/2"-13 x 3 1/2"
	G10168	1	Machine Bushing, 1/2", 7 Gauge
	G10228	1	Lock Washer, 1/2"
	G10102	1	Hex Nut, 1/2"-13
21	G10045	1	Hex Head Cap Screw, 1/2"-13 x 4 1/2"
	G10168	2	Machine Bushing, 1/2", 7 Gauge
	G10228	2	Lock Washer, 1/2"
	G10102	2	Hex Nut, 1/2"-13
A	GA26909	-	Hub And Spindle Assembly, (Items 4-7, 9, and 12-19)

(IP1528)



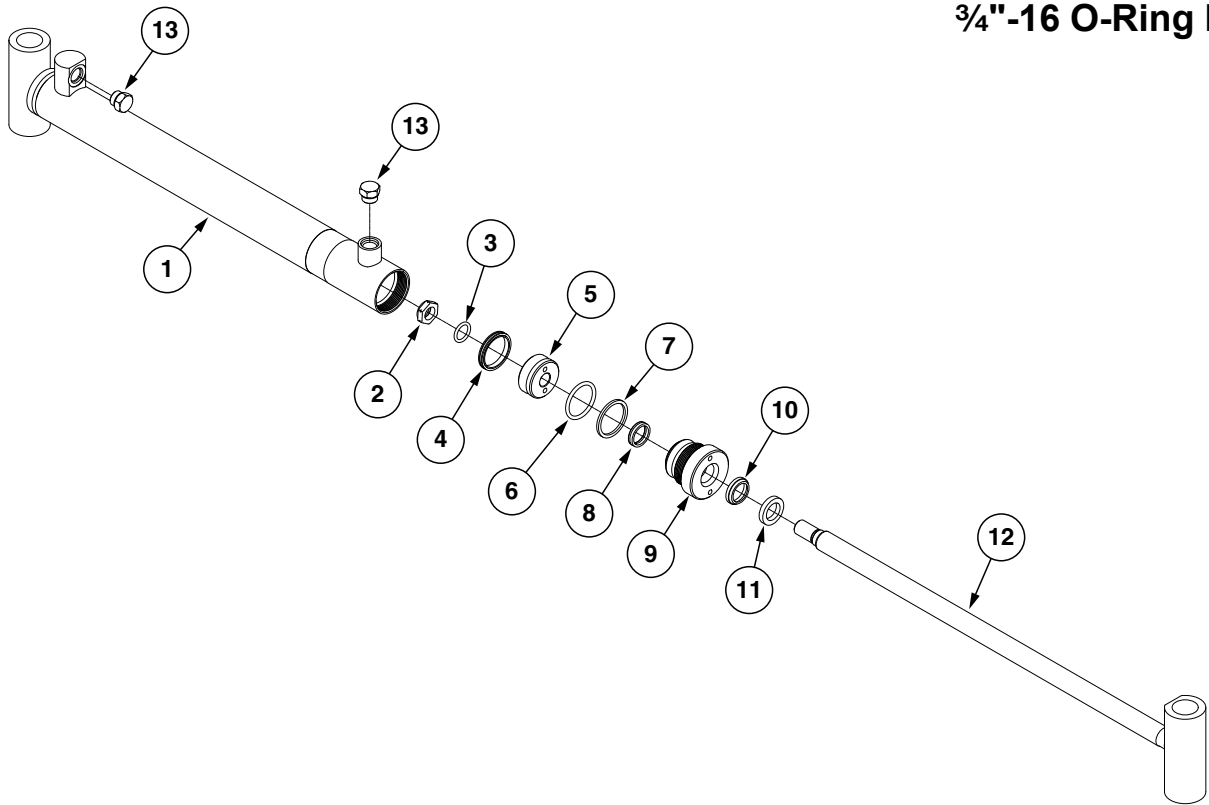
ITEM	PART NO.	QTY.	DESCRIPTION
1	A8775	1	Barrel (Non-Stock Item)
2	GD27233	1	Nylon Lock Nut, 3/4"-16, Grade 8
3	*A26166	1	BP Seal
4	GD29689	1	Piston
5	*D29692	1	O-Ring, No. 211
6	*D12235	1	O-Ring, No. 326
7	*D12236	1	Back-Up Ring
8	*D12256	1	U-Cup
9	GD12510	1	Gland
10	*D12233	1	Wiper Rod
11	GD12101	1	Ring
12	GA21168	1	Rod
13	G6408-08	2	Plug W/O-Ring, 3/4"-16 O-Ring
	GR1037	-	O-Ring

A	GA21167	-	Cylinder Complete, 2" x 8" (Part Number Stamped On Barrel)
B	GR2229	-	Seal Kit, Includes: (1) Wiper, (2) U-Cup, (3) O-Rings, (1) BU Ring, (1) BP Seal, (1) Instruction Sheet

*Item is part of seal kit, item can not be purchased individually.

(IP1527)

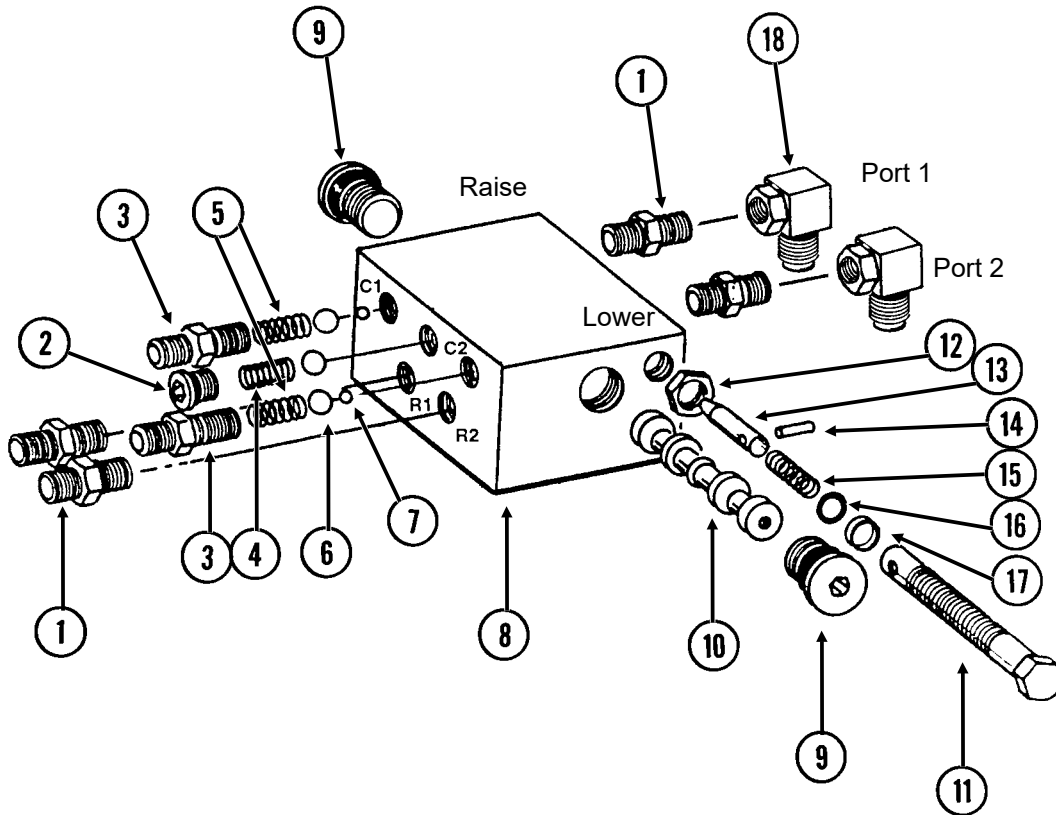
3/4"-16 O-Ring Ports



ITEM	PART NO.	QTY.	DESCRIPTION
1	A9442	1	Barrel (Non-Stock Item)
2	GD27233	1	Nylon Lock Nut, 3/4"-16, Grade 8
3	*D29692	1	O-Ring, No. 211
4	*A26166	1	BP Seal
5	GD29689	1	Piston
6	*D12235	1	O-Ring, No. 326
7	*D12236	1	Back-Up Ring
8	*D12256	1	U-Cup
9	GD12510	1	Gland
10	*D12233	1	Wiper Rod
11	GD12101	1	Ring
12	GA21159	1	Rod
13	G6408-08	2	Plug W/O-Ring, 3/4"-16 O-Ring
	GR1037	-	O-Ring
A	GA21158	-	Cylinder Complete, 2" x 20 1/16" (Part Number Stamped On Barrel)
B	GR2229	-	Seal Kit, Includes: (1) Wiper, (2) U-Cup, (3) O-Rings, (1) BU Ring, (1) BP Seal, (1) Instruction Sheet

*Item is part of seal kit, item can not be purchased individually.

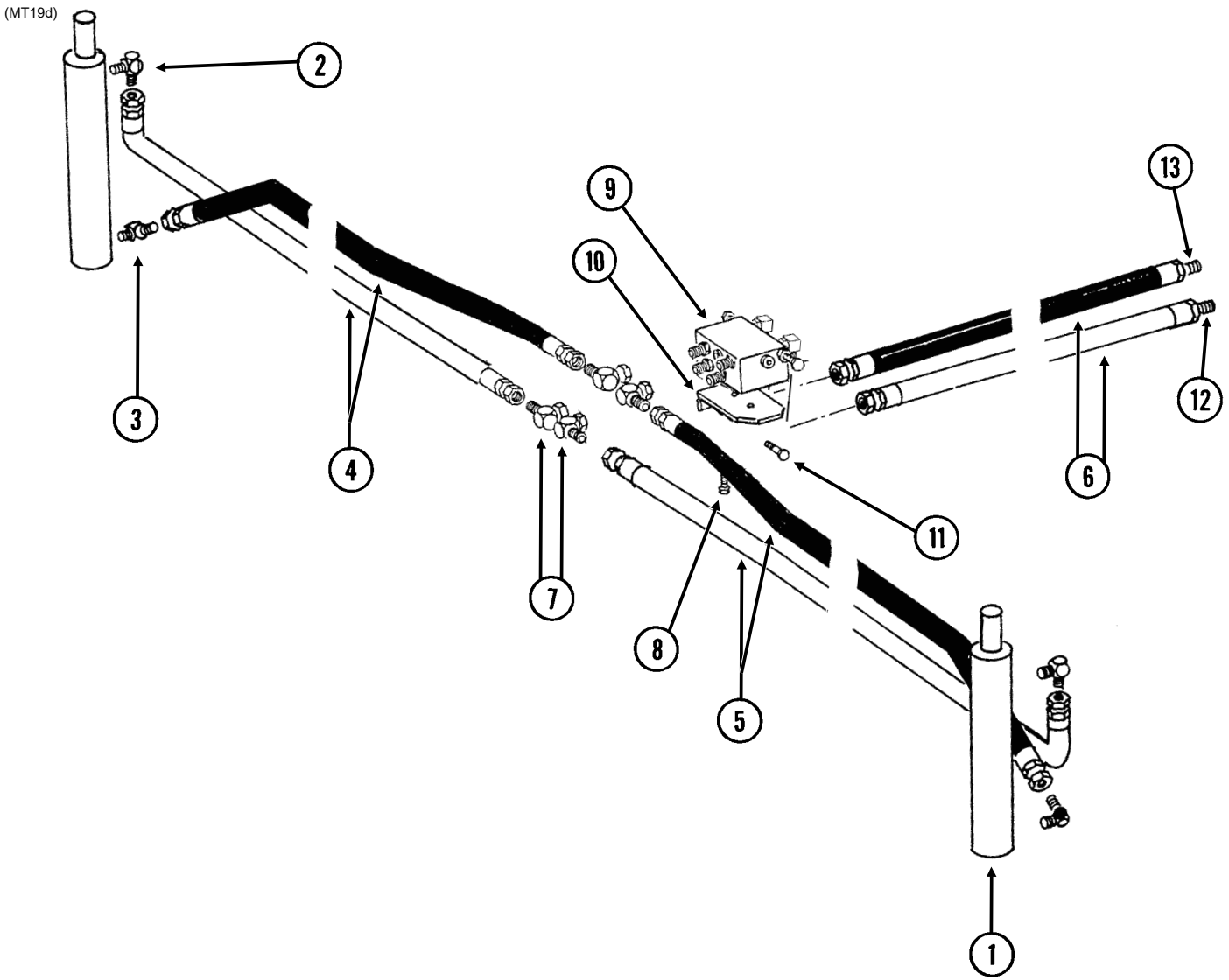
(PT9cc)



ITEM	PART NO.	QTY.	DESCRIPTION
1	G6400-06 GR1045	4 -	Connector W/O-Ring, 1/16"-18 Male JIC To O-Ring O-Ring
2	*R1034 GR1035	2 -	Hex Socket Plug W/O-Ring O-Ring
3	*R1032 GR1045	2 -	Port Adapter W/O-Ring O-Ring
4	*R1033	1	Detent Spring
5	*R1036	2	Spring
6	*R1044	3	7/16" Check Ball
7	*R1043	2	1/4" Steel Ball
8	---	1	Valve Body (Non-Stock Item)
9	*R1047 GR1037	2 -	Hex Socket Plug W/O-Ring O-Ring
10	---	-	Spool (Non-Stock Item)
11	**R1042	2	Adjustment Screw
12	**R1048	2	Hex Jam Nut, 1/2"-20
13	**R1038	2	Needle
14	**R1039	2	Spring Pin
15	**R1046	2	Compression Spring
16	**R1040	2	O-Ring
17	**R1041	2	Teflon BU Ring
A	GA5552	-	Valve Assembly Complete (Items 1-17)
B	GA20822	-	Flow Control Assembly Portion Only (Items 11-17)
C	GR2035	-	Detent Kit, Includes: (2) Hex Socket Plug W/O-Ring, (2) Port Adapter W/O-Ring, (1) Detent Spring, (2) Spring, (3) Check Ball, (2) Steel Ball

*Item is part of detent kit (GR2035), item can not be purchased individually

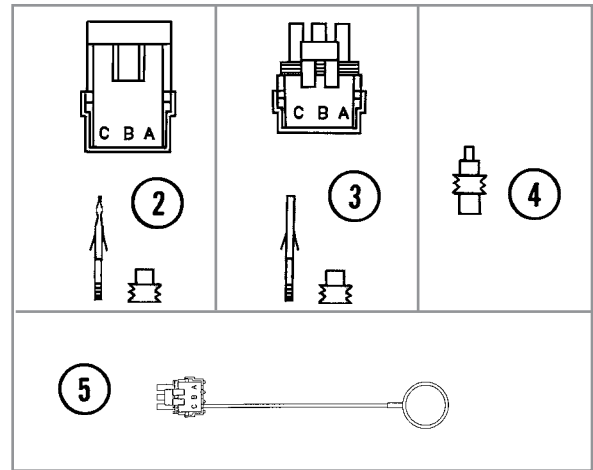
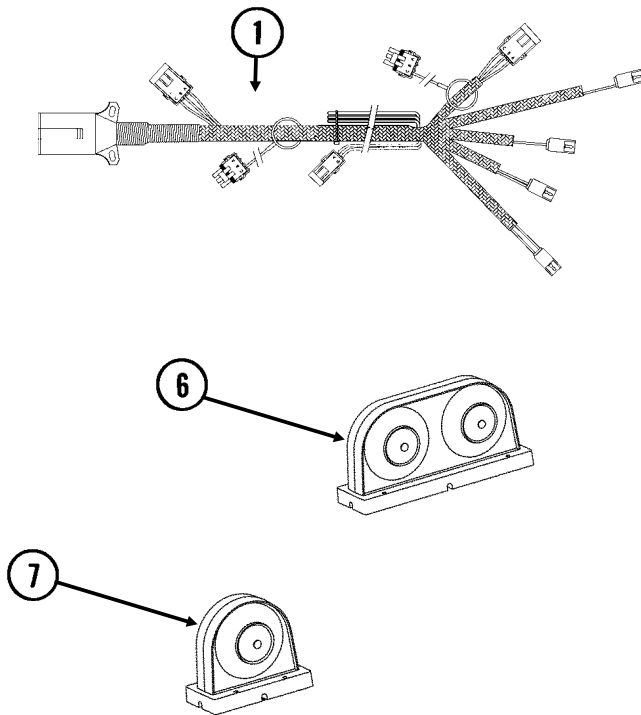
**Item is part of seal kit (GA20822), item can not be purchased individually.



ITEM	PART NO.	QTY.	DESCRIPTION
1	---	-	See "Row Marker Cylinder, 6 Row 30" on page P65 See "Row Marker Cylinder, 6 Row 36"/38"/40" and 8 Row 36"/38"/40" on page P64
2	G6801-06-08 GR1037 G6801-08 GR1037	2 - - -	Elbow W/O-Ring, 90°, 9/16"-18 Male JIC To 3/4"-16 O-Ring, 6 Row 30" O-Ring Elbow W/O-Ring, 90°, 3/4"-16 Male JIC To O-Ring, 6 Row 36"/38"/40" And 8 Row 30"/36"/38"/40" O-Ring
3	G6801-06-08 GR1037 G6400-08 GR1037 G6400-08-04 GR1465	2 - - - - -	Elbow W/O-Ring, 90°, 9/16"-18 Male JIC To 3/4"-16 O-Ring, 6 Row 30" O-Ring Connector W/O-Ring, 3/4"-16 Male JIC To O-Ring, 6 Row 36"/38"/40" And 8 Row 30"/36"/38"/40" O-Ring Connector W/O-Ring, 3/4"-16 Male JIC To 7/16"-20 O-Ring, 6 Row 36"/38"/40" And 8 Row 30"/36"/38"/40" O-Ring
4	*A1106 *A3114 *A1049 *A3154	- - - -	Hose Assembly, 1/4" x 130", 6 Row 30" Hose Assembly, 3/8" x 156", 6 Row 36"/38"/40" Hose Assembly, 3/8" x 160", 8 Row 30" Hose Assembly, 3/8" x 196", 8 Row 36"/38"/40"
5	*A1168 *A3115 *A1013 *A1028	- - - -	Hose Assembly, 1/4" x 120", 6 Row 30" Hose Assembly, 3/8" x 146", 6 Row 36"/38"/40" Hose Assembly, 3/8" x 150", 8 Row 30" Hose Assembly, 3/8" x 186", 8 Row 36"/38"/40"
6	*A26939-56	2	Hose Assembly, 3/8" x 56" (06F-1/2M NPTF W/Ext., W/Tip)
7	G6500-06 G6500-08-06	4 -	Swivel Elbow, 90°, 9/16"-18 Male JIC To Female, 6 Row 30" Swivel Elbow, 90°, 3/4"-16 Male JIC To 9/16"-18 Female, 6 Row 36"/38"/40" And 8 Row 30"/36"/38"/40"
8	G10001 G10229	2 2	Hex Head Cap Screw, 3/8"-16 x 1" Lock Washer, 3/8"
9	---	-	See "Row Marker Sequencing/Flow Control Valve" on page P67
10	GD10205	1	Mounting Angle
11	G10017 G10111	2 2	Hex Head Cap Screw, 1/2"-13 x 1 1/2" Lock Nut, 1/2"-13
12	GA26924-03	1	Hose Label/Cover, Blue (Extend)
13	GA26924-04	1	Hose Label/Cover, Blue (Retract)

* Hydraulic hose is not stocked by Kinze Repair Parts.

(PT49a/A9507a/MTR27a/ELC8)



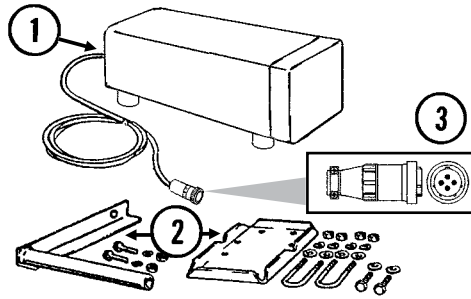
See ["Toolbar Assembly" on page P43](#) for light brackets.

See ["Digital Vacuum Gauge, Analog Vacuum Gauge, and Vacuum Fan Assembly" on page P35](#) for those electrical components.

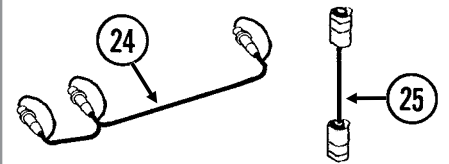
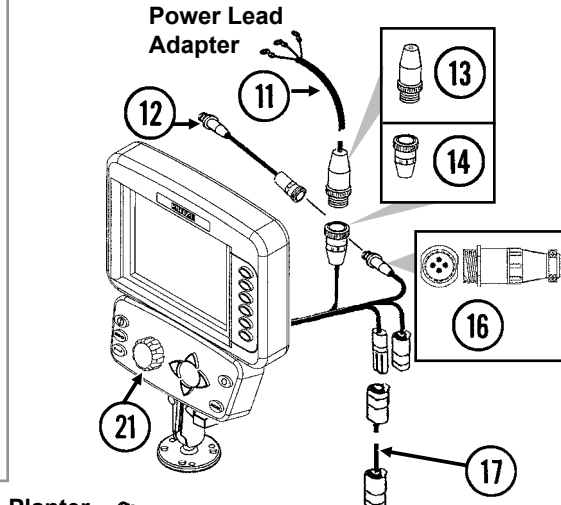
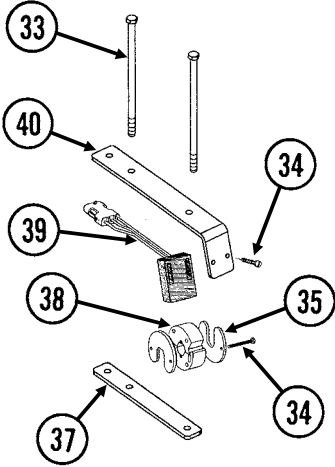
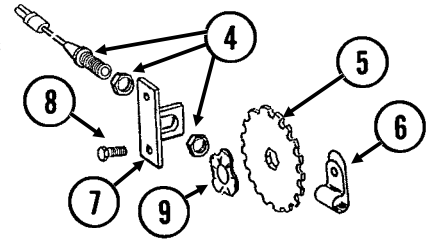
ITEM	PART NO.	QTY.	DESCRIPTION
1	GA9507	-	Wiring Harness W/7 Terminal Female Connector, 186", 6 Row 30" (4 Light Connections)
	GA9509	-	Wiring Harness W/7 Terminal Female Connector, 264", 6 Row 36"/38"/40", 8 Row 30"/36"/38"/40" (4 Light Connections)
	GA5385	-	7 Terminal Female Connector (Included W/GA9507 and GA9509)
2	G1K248	-	3-Pin Female Connector Kit (Black), Includes: (3) 3-Pin Female Housings, (9) Pin Contacts, (9) Seals
3	G1K252	-	3-Pin Male Connector Kit (Black), Includes: (3) 3-Pin Male Housings, (9) Socket Contacts, (9) Seals
4	GD11089	-	Sealing Plug
5	GA8047	-	Dust Plug (Black)
6	G10842301	1	Double Light Assembly
	G10842401	1	Double Light Assembly (Shown)
7	G10842501	2	Single Amber Light Assembly

(MTR46dd)

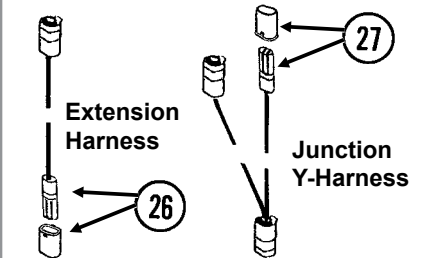
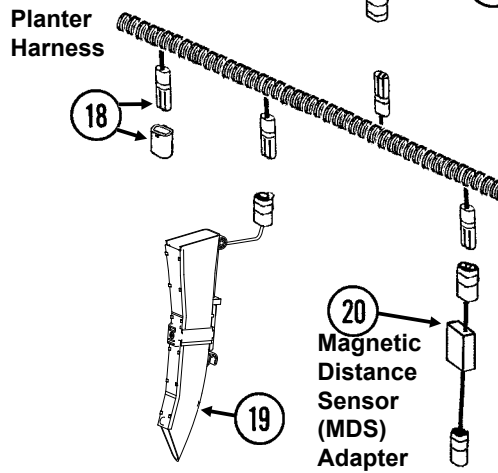
Radar Distance Sensor



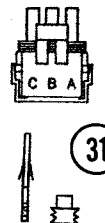
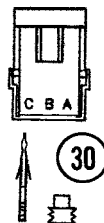
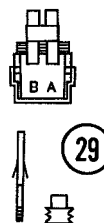
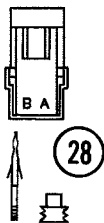
Magnetic Distance Sensor (MDS)




Radar Y-Cable Adapter Harness



Extension Harness Junction Y-Harness

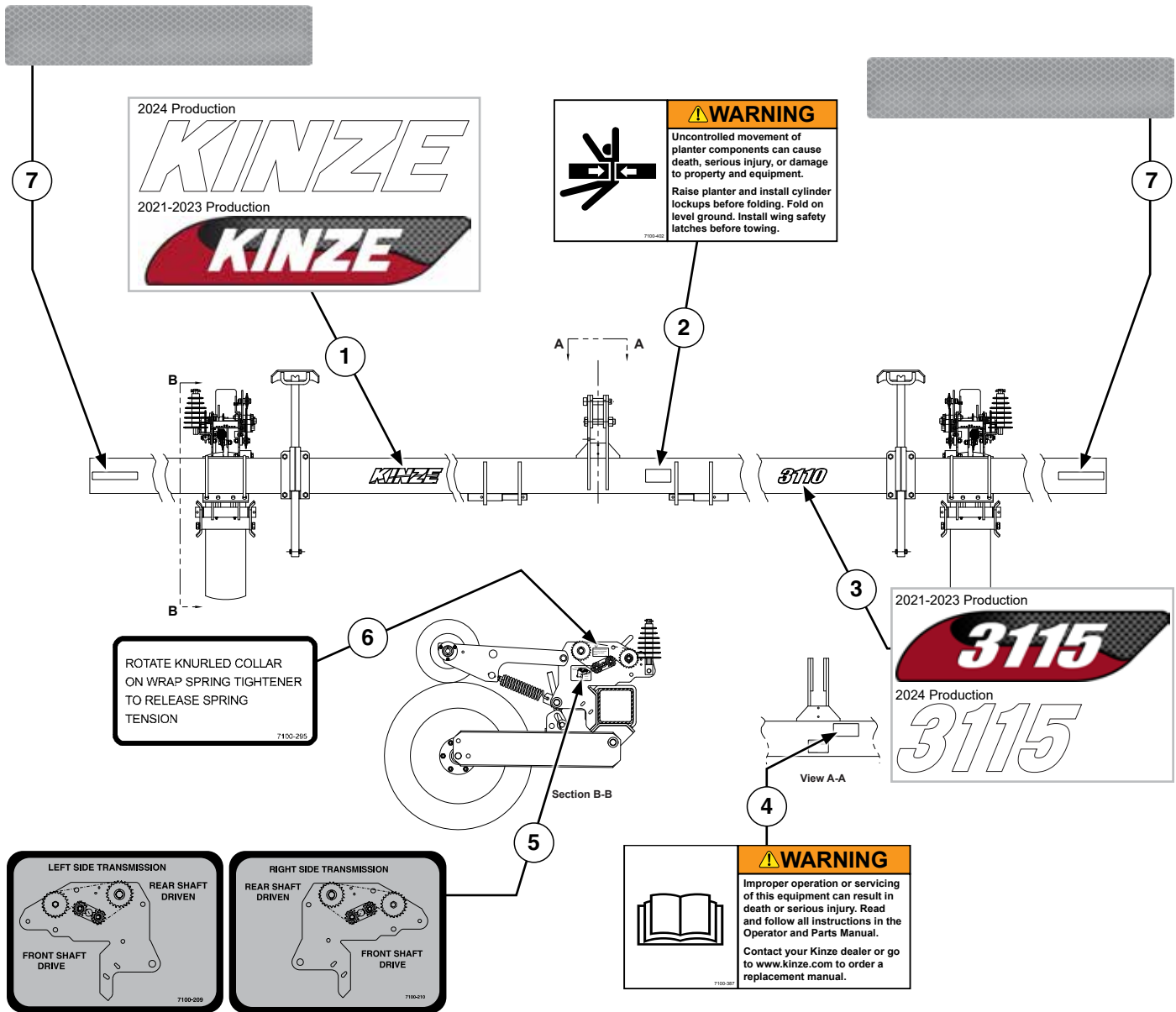


32

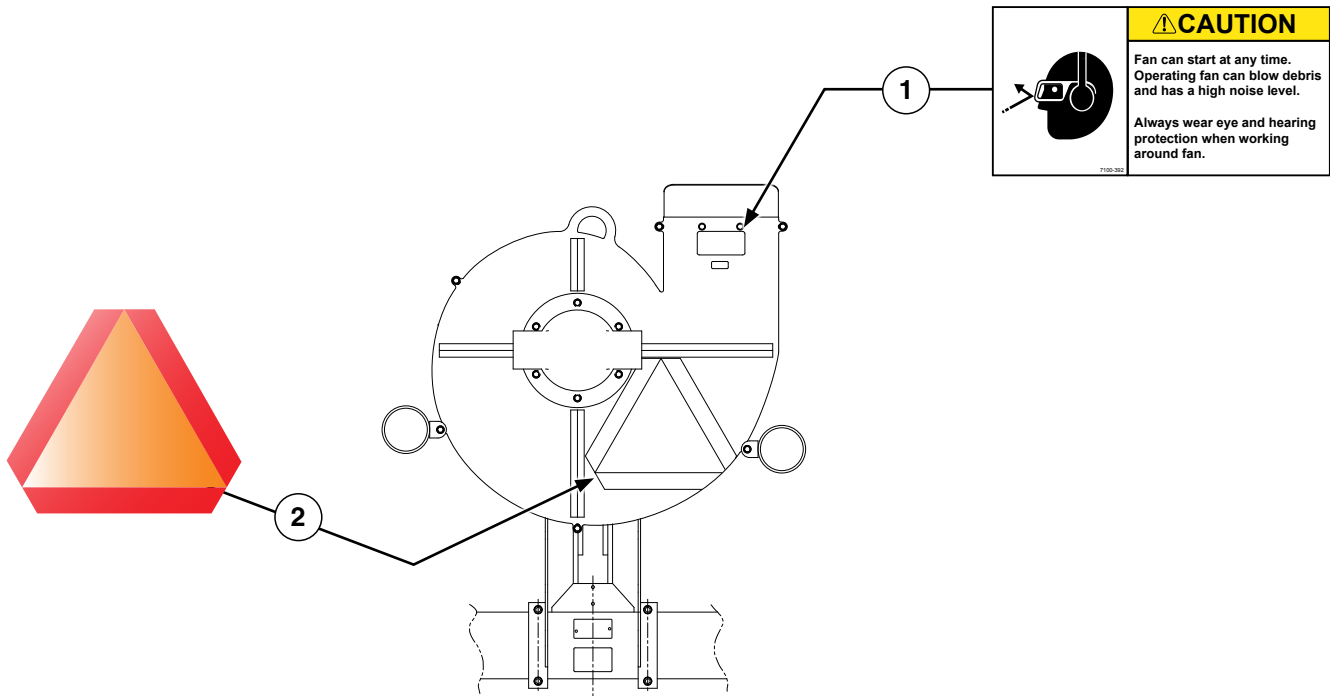


ITEM	PART NO.	QTY.	DESCRIPTION
1	GA7858	-	Radar Distance Sensor W/20' Cable
2	GA8026	-	Radar Sensor Pipe/Mounting Bracket Package
3	G1K323	-	4-Pin Connector Kit W/Female Housing, Includes: (4) Pins and (1) Cable Clamp
4	GA5600	1	Magnetic Distance Sensor
5	GD8751	-	Magnetic Distance Sensor Pulse Wheel
6	GD13348	-	Insulated Clamp, 1/16"
7	GD8770	1	Bracket
8	G11124	2	Hex Serrated Flange Cap Screw, 3/8"-16 x 1", Grade 5
	G10229	2	Lock Washer, 3/8"
	G10101	2	Hex Nut, 3/8"-16
9	GD8771	1	Spring Wave Washer
10	---	-	---
11	GA17547	1	Power Adapter Cable
12	GA9144	-	Monitor/Radar Adapter Cable, 10"
13	---	---	---
14	G1K268	-	Console Cable Connector Kit, Includes: (1) Cable Clamp, (1) 3-Pin Connector, (1) Lock Ring, (3) Female Terminal Pins
15	GA8046	-	Dust Plug (Black)
	GA9978	-	Dust Plug (Blue)
16	G1K322	-	4-Pin Connector Kit W/Male Housing, (4) Female Socket Contacts and (1) Cable Clamp
17	---	-	Included In Planter Wiring Harness, See Item 1 on page P71
18	GA8021	-	Planter Harness W/Dust Caps, 4 Row (7 Connectors)
	GA8022	-	Planter Harness W/Dust Caps, 6 Row (9 Connectors)
	GA7850	-	Planter Harness W/Dust Caps, 8 Row (12 Connectors)
	GB1090	-	Dust Cap (Included W/GA8021, GA8022, GA7850)
19	G10745401	-	Seed Tube W/Computerized Sensor
	GA20902	-	Seed Tube (With Holes For Sensor Installation) (Included W/GA21515)
20	GA7859	1	Magnetic Distance Sensor Adapter (Analog To Digital)
21	G8647x	1	KPM III Backlit Console W/Brush (Item 23), Dust Plug (Item 15), Console Mounting Bracket Hardware and Power Harness
	GA12403	-	Mounting Bracket Assembly, Includes: (2) Mounting Brackets, (2) Connector Halves, (1) Compression Spring, (1) Tension Knob, (1) 1/4"-20 x 1 3/4" Hex Head Cap Screw, (1) 1/4" Plastic Washer, (1) 1/4" Steel Washer
	GR1762	-	Console Mounting Bracket Hardware Package, Includes: (3) No. 10-32 x 5/8" Hex Socket Pan Head Plated Screw, (3) 1/4" Plated Lock Washers (Included W/G8647X)
	GA16082	-	Power Harness (Included W/G8647X)
22	GA8047	-	Dust Plug (Black)
	GA9979	-	Dust Plug (Blue)
23	---	---	---
24	GR0586	1	Radar Y-Cable (Used To Connect Radar Distance Sensor For Multiple
25	GA7857	-	Adapter Harness, 1'
26	GA7854	-	Extension Harness W/Dust Cap, 15'
	GA7855	-	Extension Harness W/Dust Cap, 30'
	GB1090	-	Dust Cap (Included W/GA7854 and GA7855)
27	GA7853	-	Junction Y-Harness W/Dust Cap
	GB1090	-	Dust Cap (Included W/G7853)
28	G1K321	-	2-Pin Female Connector Kit (Black), Includes: (3) 2-Pin Female Housings, (6) Pin Contacts, (6) Seals
29	G1K320	-	2-Pin Male Connector Kit (Black), Includes: (3) 2-Pin Male Housings, (6) Socket Contacts, (6) Seals

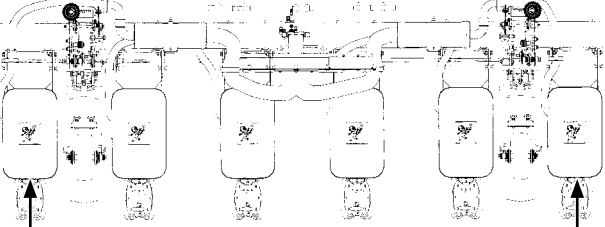


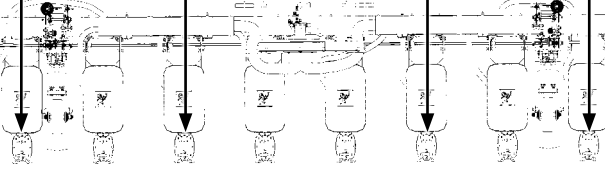

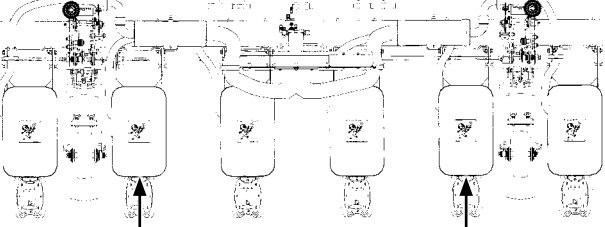


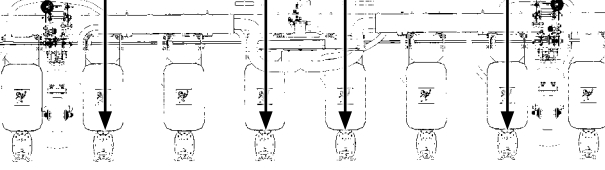

ITEM	PART NO.	QTY.	DESCRIPTION
30	G1K248	-	3-Pin Female Connector Kit (Black), Includes: (3) 3-Pin Female Housings, (9) Pin Contacts, (9) Seals
	G1K362	-	3-Pin Female Connector Kit (Blue), Includes: (3) 3-Pin Female Housings, (9) Pin Contacts, (9) Seals
31	G1K252	-	3-Pin Male Connector Kit (Black), Includes: (3) 3-Pin Male Housings, (9) Pin Contacts, (9) Seals
	G1K363	-	3-Pin Male Connector Kit (Blue), Includes: (3) 3-Pin Male Housings, (9) Pin Contacts, (9) Seals
32	GD11089	-	Sealing Plug
33	G10229401	4	Hex Head Cap Screw, 3/8"-16 x 8 1/2", Grade 5
	G11387	2	Flat Washer, 3/8" SAE
	G10108	4	Lock Nut, 3/8"-16
34	G11960	2	Phillips Pan Head Machine Screw, No. 8-32 x 1 1/2", Stainless Steel
	G11961	2	Flat Washer, No. 8
	G11202	2	Lock Nut W/Nylon Insert, No. 8-32, Stainless Steel
35	GD11474	2	Cover
36	---	-	---
37	GD18168	1	Mount
38	GR1414	1	Actuator
39	GR1415	1	Rotation Sensor
40	GD18118	1	Shaft Sensor Mount
A	GA6147	-	Magnetic Distance Sensor and Mounting Package (Items 4-9)
B	GR1763	-	KPM III Loaner (Display Only)
C	GA13521	-	Shaft Sensor Mounting Package (Items 33-40)
D	GA8135	-	Shaft Rotation Kit, Includes: (2) Actuators, (2) Rotation Sensors








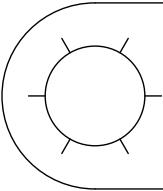

ITEM	PART NO.	QTY.	DESCRIPTION
1	G10074501 G10769601	1 1	Decal, Kinze, 4" x 19" (2021-2023 Production) Decal, Kinze, 3½" x 16.63" (2024 Production and On)
2	G7100-402	1	Decal, Warning
3	G10074301 G10820201	1 1	Decal, 3115, 4" x 15.35" (2021-2023 Production) Decal, 3115, 3½" x 9.62" (2024 Production and On)
4	G7100-387	1	Decal, Warning
5	G7100-209 G7100-210	1 1	Decal, Transmission, L.H. Side Decal, Transmission, R.H. Side
6	G7100-295	-	Decal, Spring Tension Release
7	G7100-558	-	Reflective Decal, Amber, 2" x 9", Rectangular

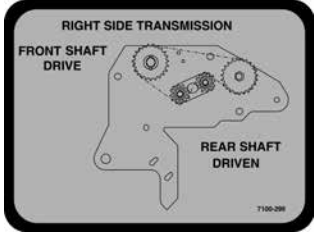
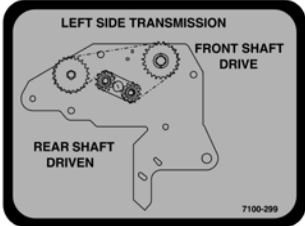
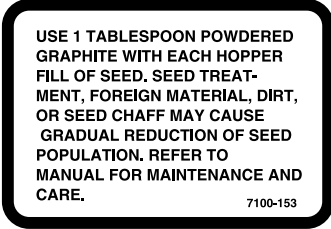












ITEM	PART NO.	QTY.	DESCRIPTION
1	G7100-392	1	Decal, Caution
2	G7100-36	1	SMV Sign

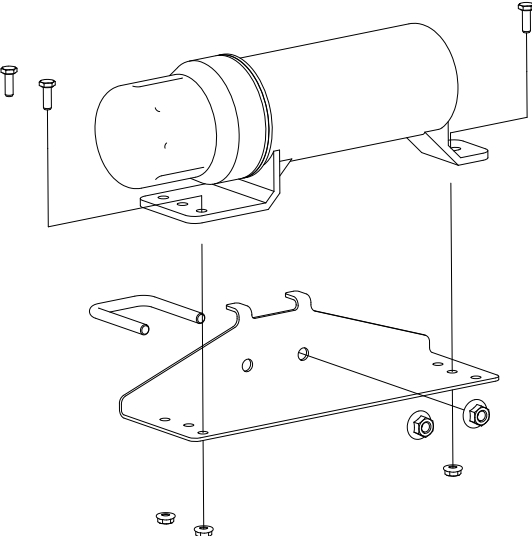

 <p style="text-align: center;">6 Row Sizes</p>	 <p>Part No.: G7100-261 Description: Reflective Decal, Red, 1 3/4" x 9", Die-Cut Quantity: 6 Row - Qty. 2; 8 Row - Qty. 4 - one per row unit - located on the hopper support</p>
 <p style="text-align: center;">Optional Granular Chemical</p>  <p style="text-align: center;">8 Row Sizes</p>	 <p>Part No.: G7100-557 Description: Reflective Decal, Red, 2" x 9", Rectangular Quantity: 6 Row - Qty. 2; 8 Row - Qty. 4 - one per row unit - located on the granular chemical hopper panel extension (if applicable)</p>
 <p style="text-align: center;">6 Row Sizes</p>	 <p>Part No.: G7100-263 Description: Reflective Decal, Orange, 1 3/4" x 9", Die-Cut Quantity: 6 Row - Qty. 2; 8 Row - Qty. 4 - one per row unit - located on the hopper support</p>
 <p style="text-align: center;">Optional Granular Chemical</p>  <p style="text-align: center;">8 Row Sizes</p>	 <p>Part No.: G7100-559 Description: Reflective Decal, Orange, 2" x 9", Rectangular Quantity: 6 Row - Qty. 2; 8 Row - Qty. 4 - one per row unit - located on the granular chemical hopper panel extension (if applicable)</p>

<p>Conventional Row Marker</p>	<p>Part No.: G7100-557 Description: Reflective Decal, Red, 2" x 9", Rectangular Quantity: 2 (Conventional - one per row marker on outside rear; Low Profile - one per row marker on bottom rear)</p>
	<p>Part No.: G7100-558 Description: Reflective Decal, Amber, 2" x 9", Rectangular Quantity: 2 (one per row marker on front)</p>
<p>Low Profile Row Marker</p>	<p>Part No.: G7100-559 Description: Reflective Decal, Orange, 2" x 9", Rectangular Quantity: 2 (Conventional - one per row marker on inside rear; Low Profile - one per row marker on bottom rear)</p>
<p>NOTE: If the machine is not equipped with row markers, one red and one orange reflective decal are located on the rear side of each safety/warning light mounting bracket and an amber reflective decal is located on the front side of each safety/warning light mounting bracket.</p>	

<div style="display: flex; justify-content: space-around;">   </div> <p>Conventional Row Marker Low Profile Row Marker</p>	<div style="border: 1px solid black; padding: 5px;"> <p>⚠ WARNING</p>  <p>Row marker can lower at any time and could cause death or serious injury.</p> <p>Stay away from row markers!</p> <p>Install safety lockup device when not in use.</p> </div> <p>Part No.: G7100-397 Description: Decal, Warning Quantity: 1 (Per Row Marker Cylinder - Conventional) 4 (2 Per Row Marker - Low Profile)</p>
	<div style="border: 1px solid black; padding: 5px;"> <p>⚠ WARNING</p>  <p>Agricultural chemicals can cause death or serious injury to persons, animals, and plants or seriously damage soil, equipment, and property. Read and follow all chemical and equipment manufacturer labels and instructions.</p> </div> <p>Part No.: G7100-381 Description: Decal, Warning Quantity: 1 per row unit - located on underside of granular chemical hopper lids</p>
<div style="border: 1px solid black; padding: 5px;">  <p>NOTICE -FAN MOTOR CASE DRAIN- ALWAYS CONNECT THE FAN MOTOR CASE DRAIN HOSE TO THE TRACTOR ZERO PRESSURE RETURN. DO NOT CONNECT TO THE TRACTOR SCV OR MOTOR RETURN PORTS AS FAN HYDRAULIC MOTOR FAILURE WILL OCCUR.</p> <p style="text-align: right;"><small>7100-329</small></p> </div>	<p>Part No.: G7100-329 Description: Tag, Fan Motor Case Drain</p>
<div style="border: 1px solid black; padding: 5px; text-align: center;"> <p>ROTATION</p>  <p style="text-align: right;"><small>7100-504</small></p> </div>	<p>Part No.: G7100-504 Description: Decal, Point Row Clutch Rotation</p>
<div style="border: 1px solid black; padding: 5px; text-align: center;"> <p>TORQUE 5/8" SPINDLE BOLTS TO 120 FT/LBS. CHECK PERIODICALLY AND RE-TORQUE AS NEEDED.</p> <p style="text-align: right;"><small>7100-234</small></p> </div>	<p>Part No.: G7100-234 Description: Decal, Bolt Torque</p>

 <p>RIGHT SIDE TRANSMISSION FRONT SHAFT DRIVE REAR SHAFT DRIVEN 7100-298</p>	<p>Part No.: G7100-298 Description: Decal, Transmission, R.H. Side (Front Mounted Drive Wheel)</p>
 <p>LEFT SIDE TRANSMISSION FRONT SHAFT DRIVE REAR SHAFT DRIVEN 7100-299</p>	<p>Part No.: G7100-299 Description: Decal, Transmission, L.H. Side (Front Mounted Drive Wheel)</p>
 <p>USE 1 TABLESPOON POWDERED GRAPHITE WITH EACH HOPPER FILL OF SEED. SEED TREATMENT, FOREIGN MATERIAL, DIRT, OR SEED CHAFF MAY CAUSE GRADUAL REDUCTION OF SEED POPULATION. REFER TO MANUAL FOR MAINTENANCE AND CARE. 7100-153</p>	<p>Part No.: G7100-153 Description: Decal, Information (1 Per Seed Meter)</p>
	<p>Part No.: GD1512 Description: Cable Tie, 7½"</p>
	<p>Part No.: GD2117 Description: Cable Tie, 14½"</p>
 <p>DAILY 7100-111</p>	<p>Part No.: G7100-111 Description: Decal, Oil Daily</p>
 <p>DAILY 7100-116</p>	<p>Part No.: G7100-116 Description: Decal, Grease Daily</p>
	<p>Part No.: GR0146MPP Description: Powdered Graphite, Twenty-Four 1 Pound Containers Part No.: GR2335 Description: Powdered Graphite, 40 Pound Container</p>

	<p>Part No.: GR2127MPP Description: Blue Paint, Twelve Aerosol Cans</p>
	<p>Part No.: GR1570MPP Description: Talc Lubricant, Four 8 Pound Containers</p> <p>Part No.: GR2334 Description: Talc Lubricant, 40 Pound Container</p>
	<p>Part No.: GR1842MPP Description: Graphite Lubricant, Four 5 Pound Containers</p>
	<p>Part No.: GR2336 Description: Talc/Graphite Blend (80 Talc/20 Graphite), 40 Pound Container</p>
	<p>Part No.: GR2241MPP Description: Dispensing Cap, 10/Package</p>
	<p>Part No.: GM0299-01 Description: Operators Manual</p>
	<p>Part No.: GM0299-02 Description: Parts Manual</p>
	<p>Part No.: GPR1094 Description: Binder (Contact Kinze Repair Parts To Order)</p>

	<p>Part No.: GA15422 Description: Operator's Manual Canister Quantity: 1</p>
	<p>Part No.: GD22685 Description: Manual Canister Bracket Quantity: 1</p>
	<p>Part No.: GD22692 Description: U-Bolt, 1 3/4" x 1 3/4" x 3/8"-16 Quantity: 1</p>
	<p>Part No.: G11091 Description: Serrated Flange Nut, 3/8"-16 Quantity: 2</p>
	<p>Part No.: G11166 Description: Hex Socket Flange Cap Screw, 1/4"-20 x 3/4" Quantity: 3</p>
	<p>Part No.: G11320 Description: Lock Nut, 1/4"-20, Grade B Quantity: 3</p>
	<p>Part No.: G7100-484 Description: Decal, American Flag</p>

This page left blank intentionally.

Part No.	Page	Part No.	Page	Part No.	Page	Part No.	Page
**R1038	P68	G10001	P70	G10049	P62	G10107	P50
**R1039	P68	G10002	P8	G10049	P62	G10107	P52
**R1040	P68	G10002	P25	G10061	P4	G10107	P54
**R1041	P68	G10003	P4	G10061	P14	G10108	P4
**R1042	P68	G10003	P56	G10063	P36	G10108	P14
**R1046	P68	G10004	P6	G10064	P12	G10108	P15
**R1048	P68	G10004	P30	G10064	P44	G10108	P24
*A1013	P70	G10004	P32	G10064	P52	G10108	P36
*A1028	P70	G10004	P52	G10069	P52	G10108	P36
*A1049	P70	G10005	P6	G10071	P4	G10108	P36
*A1106	P70	G10005	P8	G10074301	P75	G10108	P44
*A1168	P70	G10005	P46	G10074501	P75	G10108	P62
*A18693-60	P38	G10005	P48	G10090401	P8	G10108	P62
*A21549-60	P38	G10005	P54	G10101	P12	G10108	P74
*A26166	P65	G10008	P60	G10101	P52	G10109	P12
*A26166	P66	G10010	P10	G10101	P56	G10109	P30
*A26939-56	P70	G10010	P30	G10101	P56	G10109	P32
*A26939-60	P38	G10010	P32	G10101	P73	G10109	P49
*A3114	P70	G10011101	P6	G10102	P40	G10109	P64
*A3115	P70	G10011201	P6	G10102	P42	G10110	P24
*A3154	P70	G10013	P12	G10102	P42	G10110	P44
*A3292	P38	G10014	P4	G10102	P42	G10110	P64
*A3367	P38	G10014	P10	G10102	P44	G10111	P12
*A8273	P38	G10016	P44	G10102	P50	G10111	P27
*D12233	P65	G10017	P70	G10102	P50	G10111	P44
*D12233	P66	G10018801	P8	G10102	P50	G10111	P49
*D12235	P65	G10019	P64	G10102	P52	G10111	P56
*D12235	P66	G10020	P18	G10102	P54	G10111	P70
*D12236	P65	G10021	P18	G10102	P60	G10117	P46
*D12236	P66	G10022	P18	G10102	P62	G10122301	P4
*D12256	P65	G10023	P25	G10102	P64	G10128	P50
*D12256	P66	G10023	P56	G10102	P64	G10128	P50
*D29692	P65	G10023	P56	G10103	P52	G10128	P52
*D29692	P66	G10026	P46	G10103	P52	G10128	P54
*R1032	P68	G10026	P46	G10103	P56	G10130	P52
*R1033	P68	G10028601	P10	G10103	P56	G10130	P56
*R1034	P68	G10028701	P10	G10104	P6	G10133	P12
*R1036	P68	G10028801	P10	G10104	P6	G10133	P30
*R1043	P68	G10033	P50	G10104	P42	G10133	P60
*R1044	P68	G10036	P27	G10104	P44	G10133	P62
*R1047	P68	G10036	P50	G10104	P46	G10159	P62
700-01078	P18	G10037	P42	G10104	P46	G10159	P62
700-01339	P20	G10037	P49	G10104	P52	G10168	P64
A26287	P24	G10038	P40	G10106	P48	G10168	P64
A6911	P44	G10038	P42	G10106	P49	G10187	P60
A6912	P44	G10038	P50	G10106	P50	G10201	P15
A6913	P44	G10038601	P4	G10106	P52	G10201	P24
A6914	P44	G10040	P52	G10106	P60	G10207	P4
A8775	P65	G10041	P32	G10106	P62	G10216	P10
A9442	P66	G10045	P64	G10107	P12	G10227	P50
G10001	P12	G10047	P50	G10107	P27	G10227	P52
G10001	P36	G10048	P44	G10107	P48	G10227	P56

Part No.	Page	Part No.	Page	Part No.	Page	Part No.	Page
G10227	P56	G10303	P50	G10501	P48	G10725	P64
G10227	P56	G10308	P12	G10502X	P1	G10732	P6
G10228	P10	G10309	P14	G10503	P30	G10745401	P4
G10228	P40	G10310	P24	G10503	P32	G10745401	P73
G10228	P42	G10312	P4	G10503	P50	G10751	P6
G10228	P42	G10312	P24	G10544	P64	G10752	P6
G10228	P42	G10312	P42	G10546	P14	G10752	P14
G10228	P44	G10315	P24	G10546	P26	G10753	P36
G10228	P50	G10322501	P10	G10551	P4	G10757	P24
G10228	P50	G10323	P18	G10567	P14	G10758	P24
G10228	P50	G10325	P8	G10567	P26	G10765	P30
G10228	P52	G10325	P24	G10570	P26	G10765	P32
G10228	P54	G10326	P15	G10581	P50	G10769601	P75
G10228	P60	G10329801	P14	G10581	P52	G10820201	P75
G10228	P62	G10334701	P10	G10599	P12	G10842301	P71
G10228	P64	G10334801	P10	G10599	P36	G10842401	P71
G10228	P64	G10334901	P10	G10602	P14	G10842501	P71
G10228	P64	G10335001	P10	G10602	P18	G10844	P64
G10229	P12	G10335101	P10	G10602	P26	G10859	P56
G10229	P25	G10335201	P10	G10602	P48	G10861	P48
G10229	P30	G10338	P14	G10602	P50	G10864	P24
G10229	P32	G10338	P49	G10602	P52	G10871601	P10
G10229	P50	G10396	P44	G10603	P18	G10871701	P10
G10229	P52	G10397	P54	G10604	P18	G10871801	P10
G10229	P56	G10397801	P8	G10610	P46	G10879	P62
G10229	P70	G10397801	P10	G10615701	P46	G10900	P56
G10229	P73	G10401	P18	G10620	P4	G10923	P52
G10229401	P74	G10402701	P4	G10620	P14	G10923	P56
G10230	P6	G10427101	P32	G10620	P24	G10939	P56
G10230	P6	G10429101	P18	G10620	P42	G10940	P10
G10230	P10	G10429301	P18	G10621	P14	G10966	P24
G10230	P12	G10438	P4	G10621	P18	G10974	P30
G10230	P44	G10459	P46	G10621	P18	G10974	P32
G10230	P46	G10460	P60	G10621	P24	G10984X	P1
G10230	P46	G10460	P62	G10621	P25	G11009	P18
G10230	P60	G10460	P62	G10622	P8	G11009	P22
G10231	P46	G10460	P62	G10636	P27	G11015	P4
G10231	P46	G10460	P62	G10640	P60	G11028	P52
G10232	P48	G10462	P49	G10640	P60	G11042X	P22
G10232	P49	G10470	P18	G10640	P62	G11047X	P22
G10232	P50	G10475	P20	G10640	P62	G11048X	P22
G10232	P60	G10475	P22	G10641	P46	G11073	P26
G10232	P62	G10475701	P4	G10652801	P32	G11075	P49
G10233	P48	G10476201	P20	G10652901	P32	G11078	P49
G10233	P50	G10478101	P20	G10660	P26	G11081	P46
G10233	P52	G10483101	P22	G10670	P24	G11091	P6
G10233	P56	G10483101	P22	G10670	P25	G11091	P82
G10234201	P36	G10496	P49	G10670	P60	G11100	P50
G10253	P56	G10496	P56	G10676	P42	G11105X	P22
G10257	P56	G10497	P56	G10678	P44	G11106X	P22
G10266501	P20	G10500	P18	G10690	P18	G11107X	P22
G10303	P48	G10500901	P4	G10722	P64	G11123	P36

Part No.	Page	Part No.	Page	Part No.	Page	Part No.	Page
G11124	P36	G11391	P52	G3303-108	P6	G7100-402	P75
G11124	P73	G11391	P52	G3303-108	P24	G7100-484	P82
G11133	P36	G11391	P54	G3303-114	P24	G7100-504	P79
G11137	P42	G11391	P64	G3303-16	P6	G7100-557	P77
G11145	P42	G11392	P30	G3303-98	P6	G7100-557	P78
G11152X	P22	G11392	P32	G3310-204	P54	G7100-558	P75
G11153X	P22	G11392	P46	G3310-218	P48	G7100-558	P78
G11154X	P22	G11394	P46	G3310-224	P48	G7100-559	P77
G11166	P82	G11396	P62	G3310-68	P49	G7100-559	P78
G11172	P21	G11400	P62	G3310-75	P52	G8647x	P73
G11202	P74	G11400	P62	G3400-01	P50	G9897X	P22
G11209	P24	G11418	P64	G6325X	P6	G9903X	P22
G11215	P36	G11419	P12	G6400-06	P40	GA0245	P64
G11228	P30	G11448	P20	G6400-06	P68	GA0257	P64
G11228	P32	G11448	P22	G6400-08	P70	GA10054	P56
G11236	P30	G11453	P50	G6400-08-04	P70	GA10063	P50
G11236	P32	G11514	P6	G6400-10	P40	GA10137	P14
G11281	P22	G11556	P22	G6400-12	P40	GA10148	P36
G11320	P82	G11578	P22	G6400-L-06	P40	GA10151	P14
G11385	P24	G11591	P4	G6408-06	P40	GA10157	P4
G11385	P26	G11592	P4	G6408-08	P65	GA10635	P36
G11385	P44	G11618	P21	G6408-08	P66	GA10660	P46
G11386	P10	G11619	P22	G6408-12	P40	GA10661	P46
G11386	P52	G11693	P22	G6500-06	P39	GA10752	P36
G11387	P4	G11704	P36	G6500-06	P40	GA10767	P42
G11387	P12	G11793	P26	G6500-06	P70	GA10768	P42
G11387	P12	G11862	P12	G6500-08-06	P70	GA10781	P44
G11387	P14	G11934	P56	G6801-06	P39	GA10782	P44
G11387	P15	G11960	P74	G6801-06-08	P70	GA10799	P36
G11387	P24	G11961		G6801-06-08	P70	GA10808	P42
G11387	P36	G11965	P21	G6801-08	P70	GA10824	P42
G11387	P36	G11976	P6	G6801-10	P39	GA11052	P49
G11387	P50	G1K248	P71	G6801-10	P40	GA11061	P42
G11387	P52	G1K248	P74	G6801-12	P40	GA11062	P42
G11387	P56	G1K252	P71	G6801-12-10	P39	GA11065	P42
G11387	P56	G1K252	P74	G7100-111	P80	GA11154	P36
G11387	P74	G1K268	P36	G7100-116	P80	GA11155	P36
G11389	P30	G1K268	P58	G7100-153	P80	GA11156	P36
G11389	P32	G1K268	P73	G7100-209	P75	GA11157	P36
G11389	P36	G1K296	P10	G7100-210	P75	GA11331	P52
G11389	P40	G1K320	P73	G7100-234	P79	GA11331	P56
G11389	P42	G1K321	P73	G7100-261	P77	GA11591	P62
G11389	P48	G1K322	P73	G7100-263	P77	GA11699	P36
G11389	P49	G1K323	P73	G7100-295	P75	GA11934	P40
G11389	P50	G1K345	P12	G7100-298	P80	GA11987	P36
G11389	P50	G1K362	P74	G7100-299	P80	GA12143	P14
G11389	P54	G1K363	P74	G7100-329	P79	GA12235	P30
G11391	P12	G1K380	P50	G7100-36	P76	GA12236	P30
G11391	P46	G1K381	P50	G7100-381	P79	GA12403	P73
G11391	P46	G1K426	P39	G7100-387	P75	GA13521	P74
G11391	P48	G1K758	P6	G7100-392	P76	GA15151	P64
G11391	P50	G2100-03	P50	G7100-397	P79	GA15197	P12

Part No.	Page	Part No.	Page	Part No.	Page	Part No.	Page
GA15422	P82	GA27038	P30	GA6824	P44	GB0120	P18
GA16082	P73	GA27038	P32	GA6907	P24	GB0186	P6
GA1720	P6	GA4293	P40	GA7137	P56	GB0239	P12
GA17547	P36	GA4444	P25	GA7144	P58	GB0254	P12
GA17547	P58	GA4630	P49	GA7154	P50	GB0258	P50
GA17547	P73	GA4705	P46	GA7154	P52	GB0258	P54
GA18822	P33	GA4707	P44	GA7154	P54	GB0265	P4
GA2007	P14	GA4732	P44	GA7165	P58	GB0266	P4
GA2012L	P8	GA4733	P44	GA7294	P46	GB0267	P4
GA2012R	P8	GA5090	P48	GA7295	P46	GB0268	P12
GA2014	P30	GA5105	P48	GA7297	P48	GB0274	P4
GA2014	P32	GA5105	P50	GA7336	P50	GB0276	P10
GA2019	P18	GA5105	P52	GA7417	P56	GB0278	P14
GA2020	P18	GA5105	P54	GA7418	P56	GB0278	P26
GA20622	P22	GA5106	P50	GA7850	P73	GB0282	P12
GA20640	P14	GA5107	P48	GA7853	P73	GB0285	P4
GA2068	P48	GA5107	P50	GA7854	P73	GB0314	P6
GA20822	P68	GA5108	P50	GA7855	P73	GB0331	P14
GA20902	P73	GA5109	P50	GA7857	P73	GB0366	P6
GA21158	P66	GA5110	P50	GA7858	P73	GB0383	P30
GA21159	P66	GA5111	P50	GA7859	P73	GB0383	P32
GA21167	P65	GA5112	P50	GA8021	P73	GB0387	P30
GA21168	P65	GA5113	P50	GA8022	P73	GB0387	P32
GA21406	P36	GA5114	P48	GA8026	P73	GB0410	P18
GA21676	P10	GA5114	P52	GA8046	P73	GB0464	P30
GA21677	P10	GA5130	P62	GA8047	P71	GB0464	P32
GA2180	P52	GA5178	P60	GA8047	P73	GB0554	P64
GA24239	P27	GA5183	P60	GA8135	P74	GB0676	P22
GA24543	P39	GA5188	P62	GA8326	P26	GB0697	P21
GA24545	P36	GA5190	P62	GA8328	P36	GB0780	P21
GA24676	P22	GA5192	P62	GA8328	P58	GB0815	P21
GA24752	P22	GA5196	P46	GA8329	P36	GB0818	P22
GA24825	P46	GA5202	P50	GA8329	P58	GB0823	P21
GA24826	P46	GA5385	P71	GA8343	P18	GB0827	P42
GA24827	P46	GA5548	P50	GA8364	P26	GB0907	P22
GA24873	P16	GA5552	P68	GA8366	P26	GB0920	P22
GA24878	P22	GA5600	P73	GA8371	P25	GB0921	P22
GA25527	P58	GA5654	P30	GA8393	P56	GB0926	P22
GA25528	P58	GA5654	P32	GA8603	P27	GB0958	P22
GA2558	P46	GA5698	P20	GA8641	P27	GB1084	P20
GA25863	P58	GA5699	P20	GA8760	P30	GB1090	P73
GA25955	P58	GA5853	P64	GA9144	P73	GB1090	P73
GA26287	P25	GA6078	P44	GA9507	P71	GB1090	P73
GA26876	P64	GA6147	P74	GA9509	P71	GB1107	P20
GA26909	P64	GA6171	P10	GA9714	P16	GB1123	P20
GA26920	P8	GA6171	P12	GA9846	P48	GB1124	P20
GA26924-03	P70	GA6171	P12	GA9964	P36	GB1130	P20
GA26924-04	P70	GA6171	P12	GA9978	P73	GB1131	P20
GA26924-05	P38	GA6434	P12	GA9979	P73	GB1132	P20
GA26924-06	P38	GA6597	P12	GB0110	P18	GB1133	P20
GA26924-11	P38	GA6741	P24	GB0115	P26	GB1134	P20
GA26958	P12	GA6823	P44	GB0116	P26	GB1147	P20

Part No.	Page	Part No.	Page	Part No.	Page	Part No.	Page
GB1147	P21	GD1083	P18	GD14258	P36	GD2558	P48
GB1148	P20	GD1085	P12	GD14413	P49	GD2558	P49
GB1171	P20	GD10963	P24	GD14414	P49	GD2597	P64
GB1223	P6	GD10984	P24	GD14426	P49	GD26146	P12
GB1224	P6	GD10991	P10	GD14431	P49	GD26593	P22
GB1224	P6	GD10993	P4	GD14432	P49	GD26973	P30
GB1231	P22	GD11001	P4	GD14512	P56	GD26973	P32
GB1237	P22	GD11045	P52	GD14513	P56	GD2721	P60
GD0438	P60	GD11045	P56	GD14536	P36	GD2721	P62
GD0453-02	P60	GD11089	P71	GD14595	P50	GD27233	P65
GD0453-03	P62	GD11089	P74	GD14626	P42	GD27233	P66
GD0453-04	P62	GD1109	P12	GD14627	P42	GD28390	P4
GD0453-08	P62	GD11120	P56	GD14660	P36	GD28631	P22
GD0462	P60	GD1113	P6	GD1512	P80	GD2947	P24
GD0746	P64	GD1114	P44	GD15386	P62	GD29507	P14
GD0752-41	P62	GD11219	P24	GD15696	P50	GD29657	P22
GD0840	P64	GD11239	P14	GD15698	P18	GD29689	P65
GD0914-126	P52	GD11239	P26	GD15699	P20	GD29689	P66
GD0914-66	P52	GD11240	P26	GD15791-03	P42	GD2971-10	P24
GD0914-86	P52	GD11259	P4	GD15792-07	P42	GD2971-31	P8
GD0914-96	P52	GD11279	P16	GD15792-15	P42	GD29798	P4
GD10036	P6	GD11286	P18	GD15799	P42	GD30725	P8
GD10103	P56	GD11297	P26	GD15803	P36	GD30725	P30
GD10104	P56	GD11305	P24	GD15804	P36	GD30725	P32
GD10123	P56	GD11306	P8	GD15849-02	P36	GD30902	P56
GD10200	P56	GD1132	P30	GD15850	P42	GD30903	P56
GD10205	P70	GD1132	P32	GD15854	P42	GD3180-15	P48
GD1026	P15	GD11413	P14	GD15856-01	P42	GD3180-15	P52
GD1026	P24	GD11413	P26	GD15856-02	P42	GD3180-15	P54
GD1026	P50	GD11424	P25	GD15863	P36	GD34021-02	P20
GD10283	P64	GD11474	P74	GD16188	P40	GD34774	P22
GD10328	P46	GD11490	P46	GD16245	P4	GD35444	P8
GD10329	P48	GD11528	P18	GD16324-01	P36	GD35784-01	P20
GD10332	P48	GD1166	P46	GD18118	P74	GD35847	P36
GD10336	P49	GD11677	P27	GD18168	P74	GD3612	P4
GD10337	P50	GD11784	P32	GD18704	P18	GD36277	P24
GD10403	P46	GD11787	P18	GD19292	P27	GD36709	P10
GD10407	P50	GD11962	P15	GD19333	P18	GD36713	P10
GD1041	P18	GD11962	P24	GD19343	P49	GD36856	P8
GD1042	P18	GD12101	P65	GD19344	P49	GD36860	P8
GD10519	P30	GD12101	P66	GD19790	P18	GD36922	P18
GD10519	P32	GD12510	P65	GD21142	P62	GD36990	P8
GD10525	P56	GD12510	P66	GD21143	P62	GD4086	P38
GD10527	P56	GD12561	P16	GD2117	P80	GD5752	P48
GD10528	P56	GD12561	P16	GD21337	P6	GD5753	P48
GD10529	P56	GD13348	P33	GD21540	P64	GD5804	P46
GD1059L	P25	GD13348	P73	GD2161	P62	GD5857	P49
GD1059R	P25	GD13394	P50	GD22685	P82	GD5857	P52
GD1060	P25	GD13394	P52	GD22692	P82	GD5860	P52
GD1061	P26	GD13422	P50	GD2423	P24	GD5875	P62
GD1063	P26	GD13422	P52	GD24545	P4	GD5892	P60
GD1065	P15	GD14217	P6	GD2557	P44	GD7041	P46

Part No.	Page	Part No.	Page	Part No.	Page	Part No.	Page
GD7127	P49	GR1037	P68				
GD7145	P42	GR1037	P70				
GD7145	P44	GR1037	P70				
GD7145	P56	GR1037	P70				
GD7148	P26	GR1037	P70				
GD7258	P26	GR1045	P39				
GD7318	P15	GR1045	P40				
GD7426	P50	GR1045	P40				
GD7803	P27	GR1045	P40				
GD7804	P27	GR1045	P68				
GD7889	P50	GR1045	P68				
GD7889	P52	GR1303	P56				
GD8175	P46	GR1304	P56				
GD8460	P12	GR1305	P56				
GD8701	P44	GR1306	P56				
GD8751	P73	GR1414	P74				
GD8770	P73	GR1415	P74				
GD8771	P73	GR1465	P70				
GD8778	P20	GR1466	P39				
GD9120	P12	GR1466	P39				
GD9254	P27	GR1466	P40				
GD9667	P56	GR1466	P40				
GD9671	P56	GR1467	P40				
GD9672	P56	GR1467	P40				
GD9724	P30	GR1467	P40				
GD9724	P32	GR1569	P18				
GD9749	P44	GR1570MPP	P81				
GD9750	P44	GR1736	P36				
GM0299-01	P81	GR1762	P73				
GM0299-02	P81	GR1763	P74				
GPR1094	P81	GR1777	P36				
GR0146MPP	P80	GR1842MPP	P81				
GR0150	P64	GR1848	P18				
GR0151	P64	GR2035	P68				
GR0193	P60	GR2127MPP	P81				
GR0193	P60	GR2154	P18				
GR0196	P24	GR2229	P65				
GR0196	P6	GR2229	P66				
GR0270	P46	GR2241MPP	P81				
GR0367	P60	GR2314	P39				
GR0375	P60	GR2333	P39				
GR0434	P46	GR2334	P81				
GR0586	P73	GR2335	P80				
GR0664	P18	GR2336	P81				
GR0911	P52						
GR0912	P48						
GR0912	P49						
GR0912	P52						
GR0912	P54						
GR1035	P68						
GR1037	P65						
GR1037	P66						