

This page left blank intentionally.

ROW UNIT

Pull Row Unit Assembly	P1
Shank Assembly, Seed Tube, and Depth Adjustment	P2
Parallel Arms, Mounting Support Plate, and Quick Adjustable Down Force Springs	P4
15" Seed Opener Disc Blade/Bearing Assembly and Scrapers	P6
Gauge Wheels	P8
"V" Closing Wheels	P10
Hopper Support and Meter Drive	P12
Row Unit Idler	P14
Seed Hopper and Lid	P15
Finger Pickup Seed Meter	P16
Brush-Type Seed Meter 2.0	P18
Granular Chemical	P20
Granular Chemical Hopper and Hopper Panel Extension	P22
Granular Chemical Meter and Meter Drive	P23
Row Unit Mounted No Till Coulter	P24
Coulter Mounted Residue Wheels	P26
Coulter Mounted Residue Wheel W/Treader	P28

SPLIT ROW UNIT

Split Row Unit Assembly	P31
Parallel Arms and Face Plate (Split Row)	P32
Shank and Depth Adjustment (Split Row)	P34
Push Unit Idler Assembly	P36
Split Row Unit Drive	P38
Split Row Self-Leveling Hitch Extension	P40

BASE MACHINE

Hitch and Frame Assembly/Safety Chain	P43
Safety Chain	P46
Transport and Ground Drive Wheel Assembly	P48
Contact Wheel and Arm Assembly	P50
Driveline, 4 Row 30"	P52
Driveline, 6 Row 30" and 8 Row 30"	P53
Seed Rate Transmission Assembly	P54
Row Marker Assembly, Conventional 4 Row 30" and 6 Row 30"	P58
Row Marker Assembly, Two-Fold Low Profile 8 Row 30"	P60
Row Marker Spindle/Hub/Blade	P62

HYDRAULICS

Master Lift Cylinder	P65
Slave Lift Cylinder	P66
Lift Assist Cylinder, 6 Row 30" and 8 Row 30"	P67
Row Marker Cylinder, 4 Row 30" and 6 Row 30"	P68
Row Marker Cylinder, 8 Row 30"	P69
Split Row Lift Cylinder	P70
Row Marker Sequencing/Flow Control Valve	P72
Hydraulic System, 4 Row 30" Conventional Row Marker	P74
Hydraulic System, 6 Row 30" Conventional Row Marker	P76
Hydraulic System, 8 Row 30" Two-Fold Low Profile Row Marker	P78

ELECTRONICS

Electrical Components and SMV Sign	P81
KPM III Electronic Seed Monitor	P83

FERTILIZER

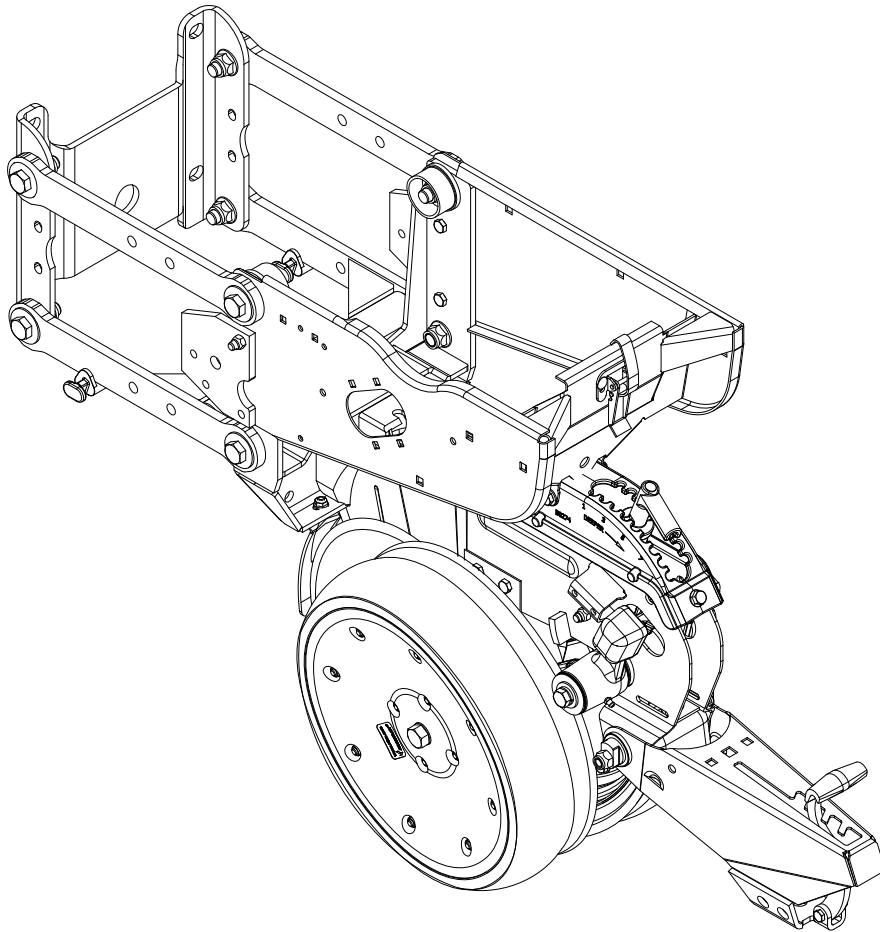
HD Single Disc Fertilizer Opener (Blade and Drop Tube)	P87
Notched Single Disc Fertilizer Opener	P90
Depth/Gauge Wheel Attachment for Notched Single Disc Fertilizer Opener	P94
Fertilizer Opener Mounting Bar (Double Disc and Notched Single Disc Fertilizer Openers)	P95
Dry Fertilizer Transmission Assembly	P96
Dry Fertilizer Hopper and Mounts	P98
Dry Fertilizer Couplers/Shfts	P100
Dry Fertilizer Couplers/Shfts	P101
Liquid Fertilizer Tanks, Saddle, Mounts, Hoses, and Fittings, 4 Row	P102
Liquid Fertilizer Tanks, Saddles, Mounts, Hoses, and Fittings, 6 and 8 Row	P104
Liquid Fertilizer Piston Pump Drive	P106
Liquid Fertilizer Piston Pump Uses 18 Tooth Sprocket	P110
Liquid Fertilizer Piston Pump Flow Divider	P112
Liquid Fertilizer Tube In Furrow	P114

MISCELLANEOUS

Decals, Paint, and Miscellaneous	P115
Numerical Index	P123

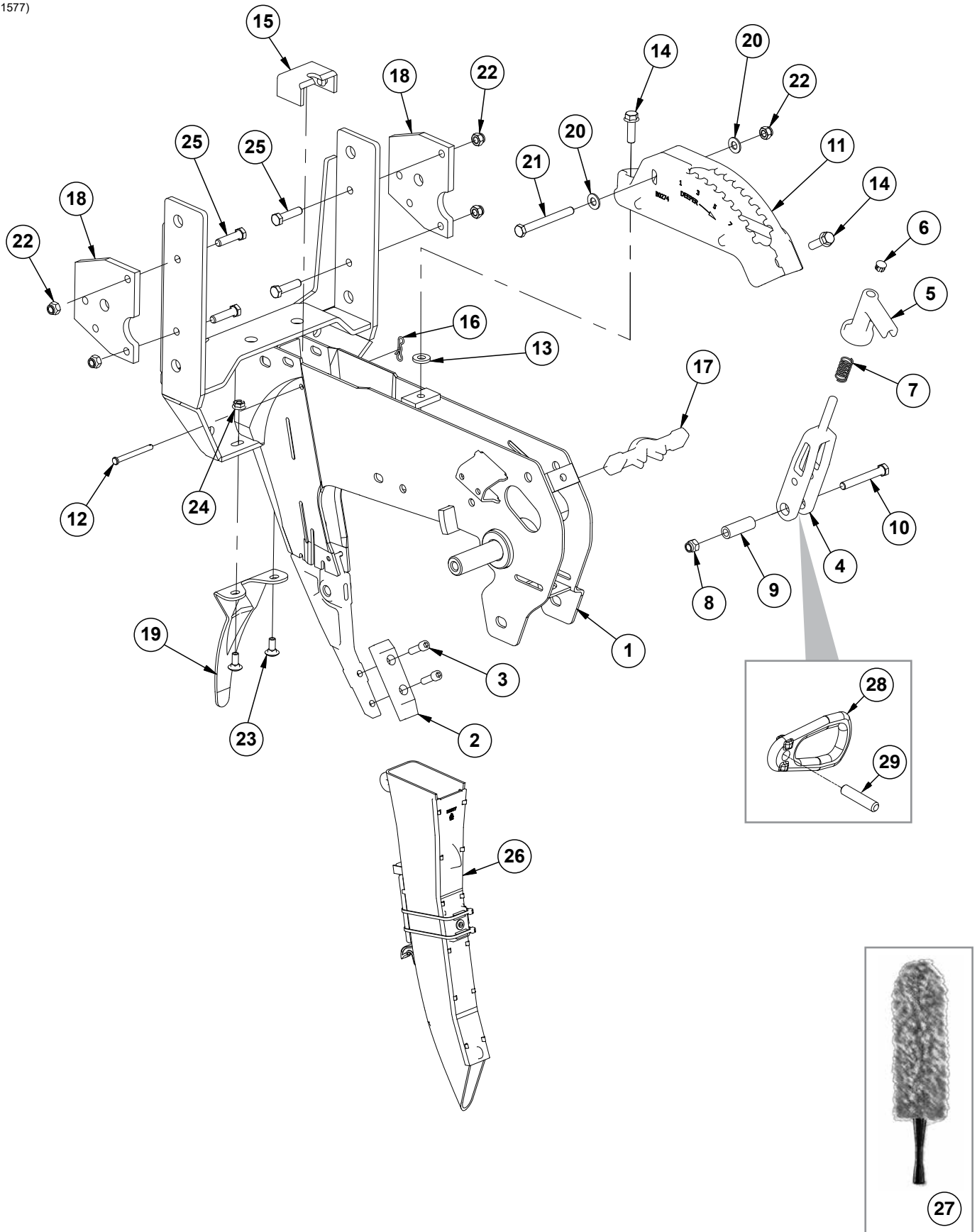
This page left blank intentionally.

NOTE: Row unit assembly does not include the following: seed meter assembly, seed tube assembly, row unit hopper assembly, closing wheels, or seed meter clutch.



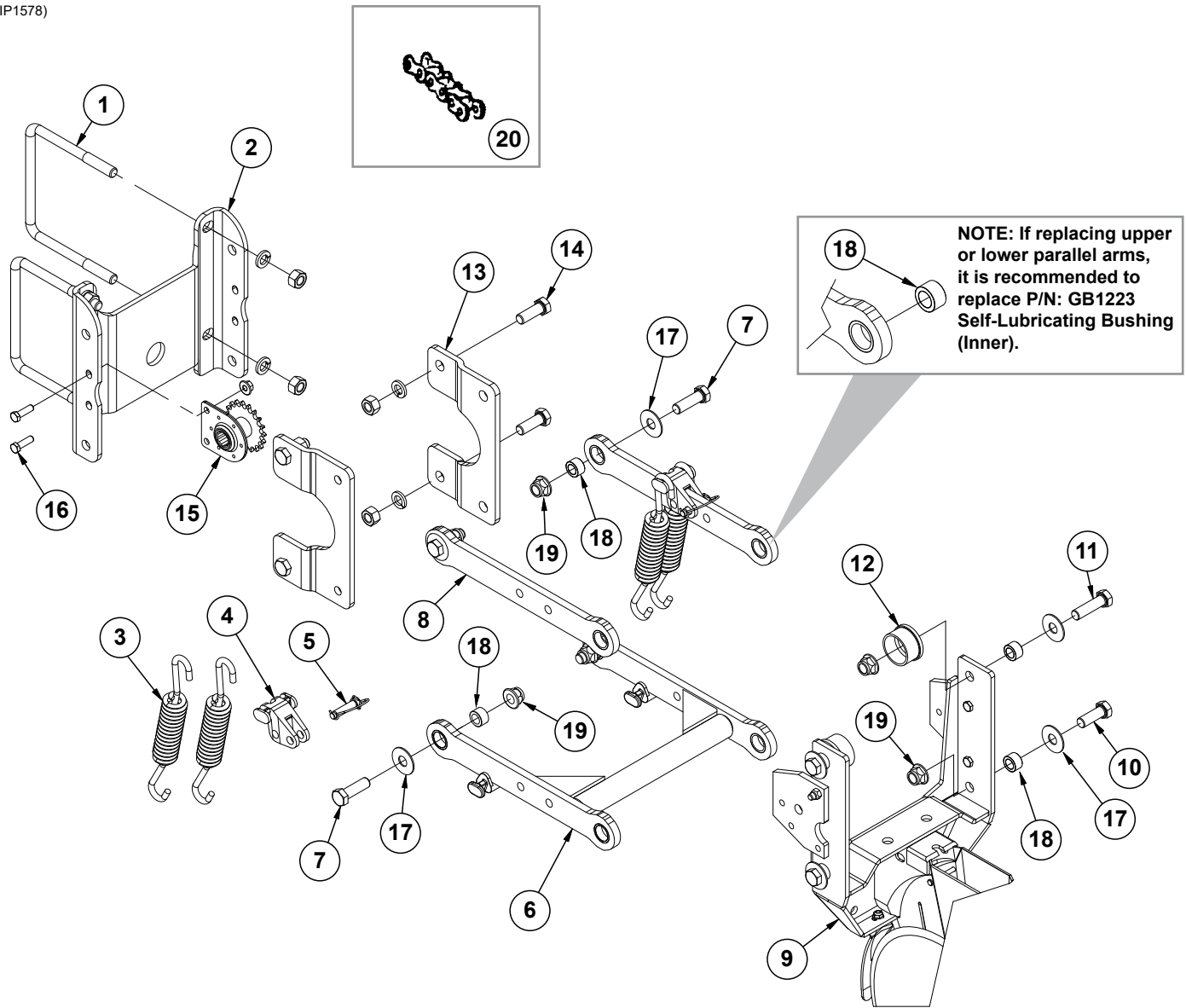
ITEM	PART NO.	QTY.	DESCRIPTION
1	G10502X	1	Pull Row Unit Assembly, Standard Gauge Wheel
2	G10984X	1	Pull Row Unit Assembly, Spoked Gauge Wheel

(IP1577)



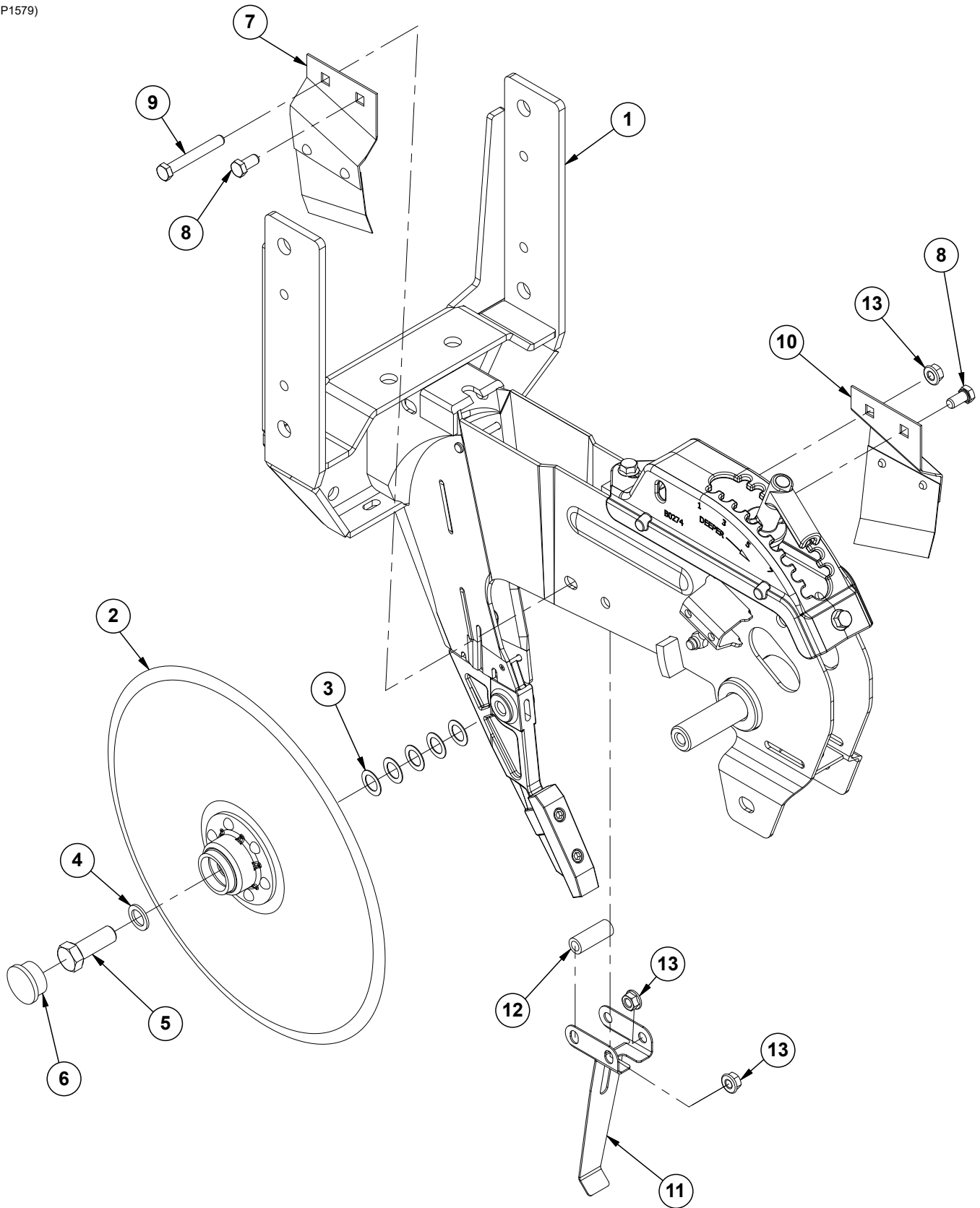
ITEM	PART NO.	QTY. (Per Row)	DESCRIPTION
1	GA10157 GD11001 G10438	1 - -	Shank W/Gauge Wheel Pivot Spindle and Set Screw Spindle Hex Head Cap Screw, 1/2"-13 x 3/4"
2	G10038601	1	Scraper
3	G10500901	2	Hex Socket Head Cap Screw, 5/16"-18 x 1"
4	GB0267	1	Lever, Depth Adjustment
5	GB0266	1	Handle, Depth Adjustment
6	GD3612	1	Cap Plug
7	GD10993	1	Spring
8	G11591	1	Hex Lock Nut, 3/8"-24, Grade C
9	GD11259	1	Sleeve, 3/8" I.D. x 5/8" O.D. x 1 ²⁵ / ₃₂ " Long
10	G11592	1	Hex Head Cap Screw, 3/8"-24 x 2 ³ / ₄ ", Grade 8
11	GB0274	1	Cover, Depth Adjustment
12	G10551	1	Clevis Pin, 1/4" x 2 1/2"
13	G10207	1	Washer, 7/8" O.D. x 1 ³ / ₃₂ " I.D. x .134" (If Applicable)
14	G11015	2	Hex Washer Head Cap Screw, 3/8"-16 x 1 1/4"
15	GD16245	1	Sun Shade (Rubber)
16	G10122301	1	Bow Tie Cotter Pin
17	GB0265	1	Pivot Link, Depth Adjustment
18	GD24545	2	Row Unit Stop
19	GD28390	1	Shield
20	G11387	2	Flat Washer, 3/8" SAE
21	G10061	1	Hex Head Cap Screw, 3/8"-16 x 3 1/2"
22	G10108	5	Lock Nut, 3/8"-16
23	G10312	2	Carriage Bolt, 5/16"-18 x 3/4"
24	G10620	2	Serrated Flange Nut, 5/16"-18
25	G10003	4	Hex Head Cap Screw, 3/8"-16 x 1 1/2"
26	G10745401	1	Seed Tube Assembly
27	G10475701	1	Seed Tube Brush, Microfiber
28	GB0285	1	Collar, Depth Adjustment
29	G10402701	1	Pin, 3/8" x 1 2/3"

(IP1578)



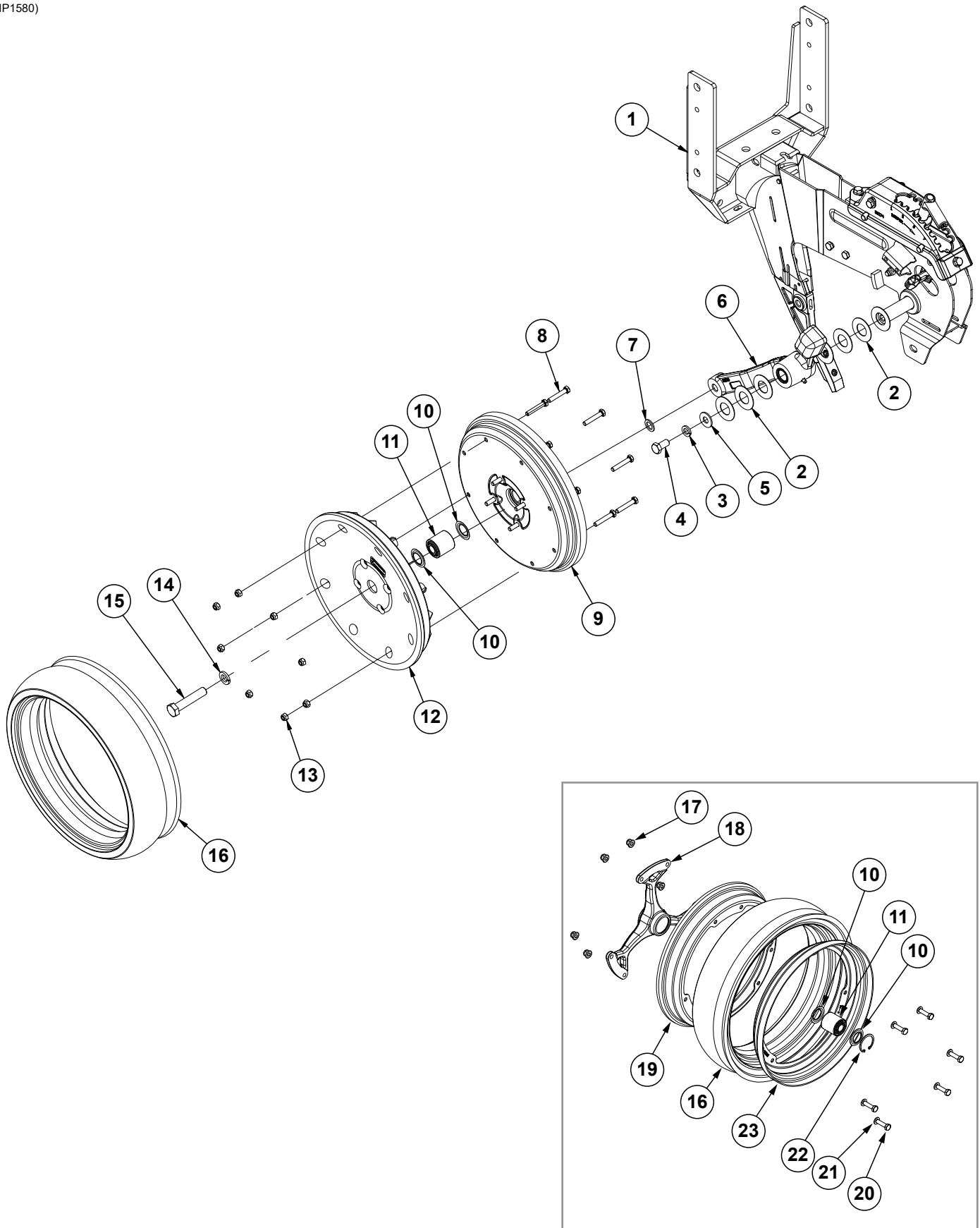
ITEM	PART NO.	QTY. (Per Row)	DESCRIPTION
1	GD1113	2	U-Bolt, 5" x 7" x 5/8"-11
	G10230	4	Lock Washer, 5/8"
	G10104	4	Hex Nut, 5/8"-11
2	GD10036	1	Mounting Support Plate
3	GD21337	4	Heavy Duty Down Pressure Spring
4	GB0186	2	Spring Anchor
5	GD14217	2	Tab Lock Pin, 7/16" x 1 1/2"
6	G10011201	1	Lower Parallel Arm Assembly
	GB1224		Self-Lubricating Bushing, 1 1/4" O.D. x 1" I.D. x 1/2" (Included in G10011201)
7	G10732	4	Hex Head Cap Screw, 5/8"-18 x 2"
8	G10011101	2	Upper Parallel Arm Assembly
	GB1224	2	Self-Lubricating Bushing, 1 1/4" O.D. x 1" I.D. x 1/2" (Included in G10011101)
9	---	1	See "Shank Assembly, Seed Tube, and Depth Adjustment" on page P2
10	G10751	2	Hex Head Cap Screw, 5/8"-18 x 1 3/4"
11	G10752	2	Hex Head Cap Screw, 5/8"-18 x 2 1/4"
12	GB0314	2	Hopper Mount
13	GB0366	2	Extension Bracket
14	G10005	4	Hex Head Cap Screw, 5/8"-11 x 1 3/4"
	G10230	4	Lock Washer, 5/8"
	G10104	4	Hex Nut, 5/8"-11
15	GA1720	1	Bearing/Sprocket, 7/8" Hex Bore
16	G10004	2	Hex Head Cap Screw, 3/8"-16 x 1 1/4"
	G11091	2	Serrated Flange Nut, 3/8"-16
17	G11976	8	Flat Washer, 5/8" x 1 1/4"
18	GB1223	8	Self-Lubricating Bushing
19	G11514	8	Lock Nut, 5/8"-18
20	G3303-98	1	Chain, No. 41, 98 Pitch Including Connector Link (Mechanical)
	G3303-16	1	Chain, No. 41, 16 Pitch Including Connector Link (Used W/Row Unit Extension Brackets)
	GR0196	-	Connector Link, No. 41
A	G6325X	-	U-Bolt Package For 5" x 7" Toolbar, Includes: (2) GD1113, (4) G10230, (4) G10104
B	G1K758	-	Pull Row Unit Parallel Arm Kit, Includes: (2) G10011101, (1) G10011201, (8) GB1223, (8) G11976, (4) G10732, (2) G10751, (2) G10752, (8) G11514, (1) IS1066

(IP1579)



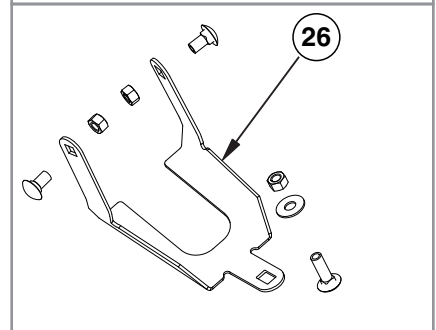
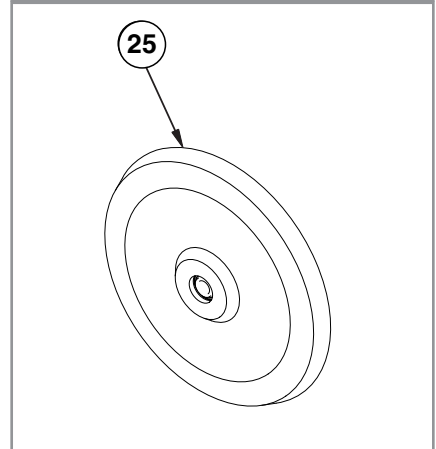
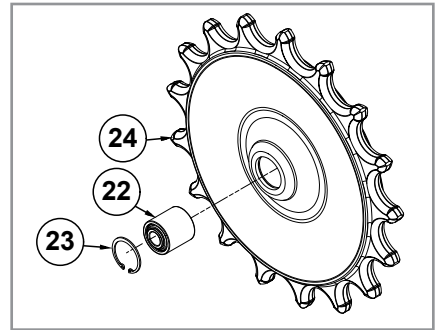
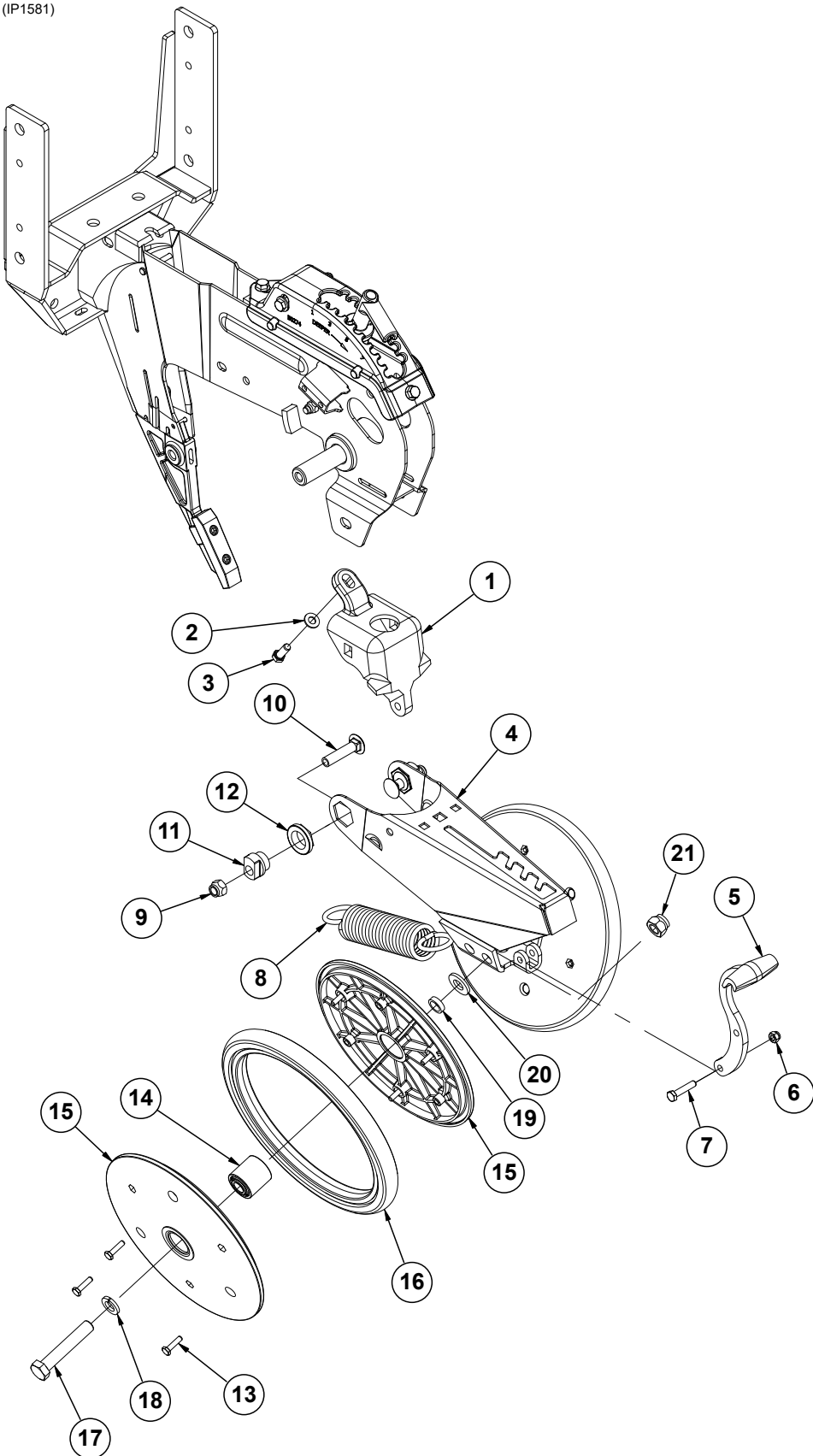
ITEM	PART NO.	QTY. (Per Row)	DESCRIPTION
1	G10037301	1	See "Shank Assembly, Seed Tube, and Depth Adjustment" on page P2
2	G10018801	2	Disc and Bearing Assembly
	GA26920	1	Bearing (Included W/G10018801)
	GD11306	1	Disc Blade, 3.5 mm x 15" (Included W/G10018801)
	GD36860	1	Bearing Housing (Included W/G10018801)
	GD36990	6	Rivet, 1/4" x 9/16" (Included W/G10018801)
3	GD30725	10	Machine Bushing, 5/8" (.030" Thick) (5 Per)
4	G10397801	2	Special Machine Bushing, 5/8" x 1" O.D.
5	GD36856	1	Opener Blade Bolt, 5/8"-11 x 1 3/4", Grade 5 (L.H. Threads)
	G10005	1	Hex Head Cap Screw, 5/8"-11 x 1 3/4"
6	G10090401	2	Plastic Ribbed Hub Cap (1 Per)
7	GA2012L	1	Disc Scraper, L.H.
8	G10002	2	Hex Head Cap Screw, 3/8"-16 x 3/4"
9	G10325	1	Hex Head Cap Screw, 3/8"-16 x 2 3/4"
10	GA2012R	1	Disc Scraper, R.H.
11	GD35444	1	Seed Tube Bracket
12	GD2971-31	1	Sleeve, 3/8" I.D x 5/8" O.D. x 1.78" Long
13	G10622	3	Serrated Flange Nut, 3/8"-16

(IP1580)



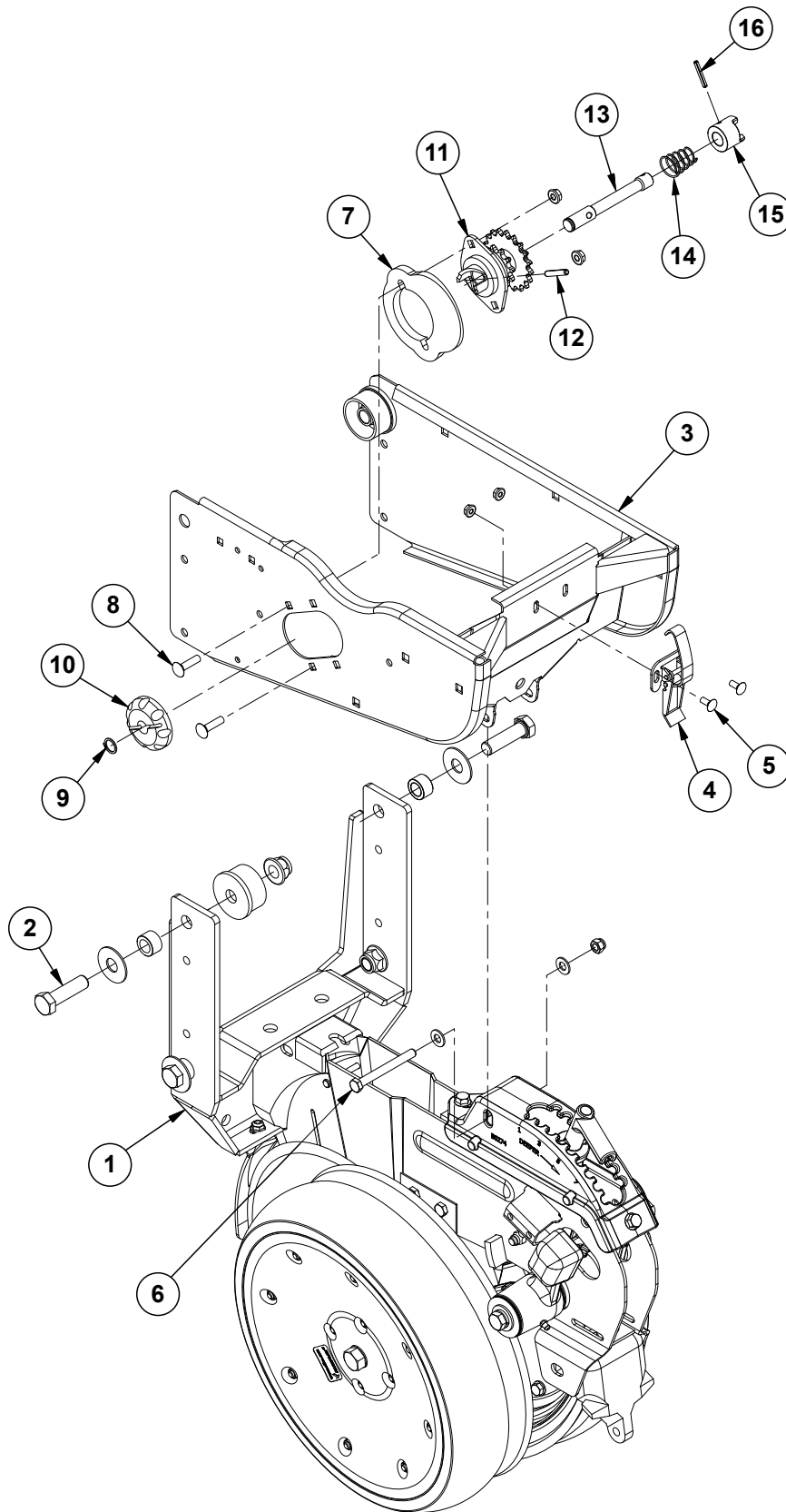
ITEM	PART NO.	QTY. (Per Row)	DESCRIPTION
1	---	-	See "Shank Assembly, Seed Tube, and Depth Adjustment" on page P2
2	G10940	7	Machine Bushing, 1" (.048" Thick)
3	G10228	2	Lock Washer, 1/2"
4	G10014	2	Hex Head Cap Screw, 1/2"-13 x 1"
5	G10216	2	Washer, 1/2" USS
6	GA21677	1	Wheel Arm W/Grease Fitting, Bushings, and Seals, L.H. (Shown)
	GA21676	-	Wheel Arm W/Grease Fitting, Bushings, and Seals, R.H.
	GD10991	2	Seal (Per Arm) (Included W/GA21677 and GA21676)
	GB0276	2	Bushing, 1" I.D. x 1 1/4" O.D. x 1" Long (Per Arm) (Included W/GA21677 and GA21676)
7	G10397801	1	Special Machine Bushing, 5/8" x 1" O.D.
8	G10871701	8	Hex Non-Serrated Cap Screw, M8 x 45
9	G10028701	1	Half Gauge Wheel
	G10871601	4	Hex Non-Serrated Cap Screw, M8 x 25
10	GD36713	2	Gauge Wheel Dust Shield
11	GA6171	1	Bearing
12	GD36709	1	Half Gauge Wheel
13	G10871801	12	Hex Flanged Lock Nut, Nylon Lock - M8
14	G10230	1	Lock Washer, 5/8"
15	G10010	1	Hex Head Cap Screw, 5/8"-11 x 3"
16	G10028601	1	Tire, 4 1/2" x 16
17	G10335001	6	Flange Wheel
18	G10334701	1	Flange Hub
19	G10334901	1	Flange Wheel
20	G10335101	6	Screw, M8 x 30/8.8
21	G11386	6	Flat Washer, 5/16" SAE
22	G10335201	1	Elastic Ring
23	G10334801	1	Flange Wheel
A	G10028801	-	Standard Gauge Wheel Complete (Items 8-13 and 16)
B	G1K296	-	Gauge Wheel Arm Bushing and Seal Driver Kit, Includes: (1) Seal Driver, (1) Bushing Driver, (1) Instruction
C	G10322501	-	Spoked Gauge Wheel Complete (Items 10-11 and 16-23)

(IP1581)



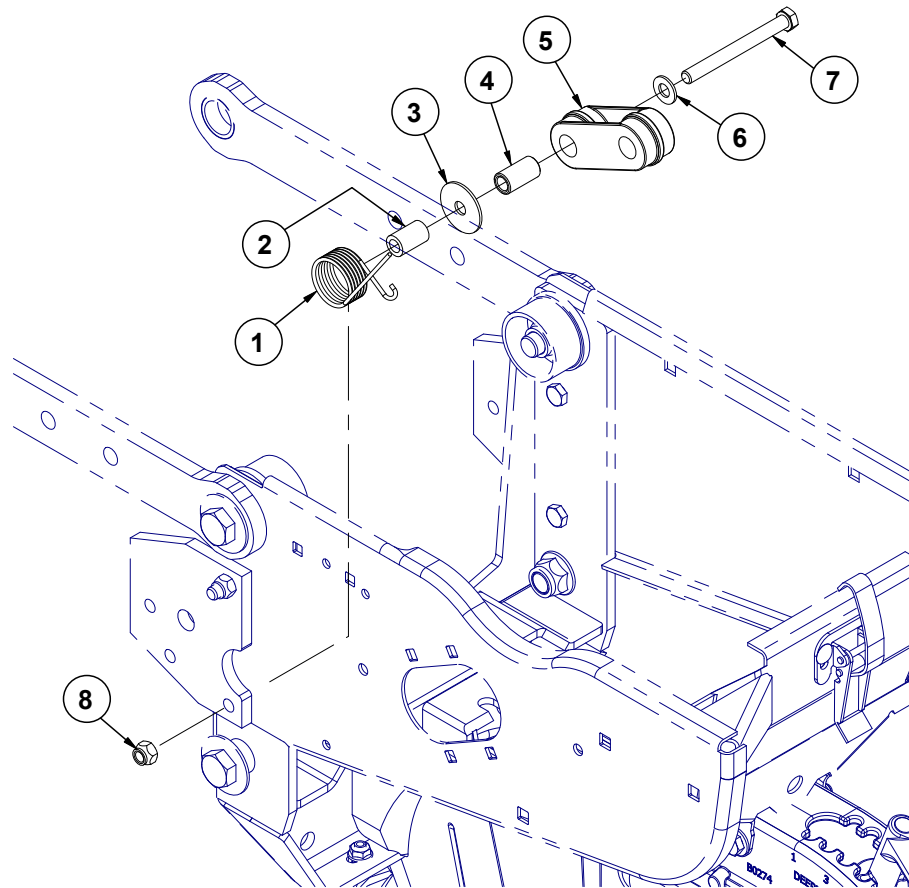
ITEM	PART NO.	QTY. (Per Row)	DESCRIPTION
1	GB0268	1	Wheel Arm Mount
2	G11387	1	Flat Washer, 3/8" SAE
3	G10001	1	Hex Head Cap Screw, 3/8"-16 x 1"
4	GA15197	1	Closing Wheel Arm
5	GB0254	1	Lever
6	G10109	1	Lock Nut, 5/16"-18, Grade 8
7	G10133	1	Hex Head Cap Screw, 5/16"-18 x 1 1/2"
8	GD8460	1	Spring
9	G10111	2	Lock Nut, 1/2"-13
10	G11419	2	Carriage Bolt, 1/2"-13 x 2 1/4"
11	GB0239	2	Eccentric Bushing
12	GB0282	2	Stepped Bushing
13	G10064	6	Hex Head Cap Screw, 1/4"-20 x 1"
14	GA6171	1	Bearing
15	GD9120	2	Nylon Half Wheel
16	GD1085	1	Rubber Tire, 1" x 12"
17	G10013	2	Hex Head Cap Screw, 5/8"-11 x 3 1/2"
18	G10230	2	Lock Washer, 5/8"
19	GD1109	2	Bushing, 4 1/64" I.D. x 7/8" O.D. x 1/4" Long
20	G11391	2	Flat Washer, 5/8" SAE
21	G10107	2	Lock Nut, 5/8"-11
22	GA6171	1	Bearing (Included W/GA26958)
23	G11862	1	Internal Retaining Ring (Included W/GA26958)
24	GA26958	1	Spiked Closing Wheel Assembly (Includes items 22 and 23)
25	GA6597	1	Cast Iron Closing Wheel W/Bearing
	GA6171	1	Bearing
26	G1K345	-	Closing Wheel Shield Kit W/Hardware and Instruction
	GD26146	1	Closing Wheel Shield (Included W/G1K345)
	G10599	1	Carriage Bolt, 3/8"-16 x 1 1/4" (Included W/G1K345)
	G10308	2	Carriage Bolt, 3/8"-16 x 3/4" (Included W/G1K345)
	G10101	3	Hex Nut, 3/8"-16 (Included W/G1K345)
	G10229	3	Lock Washer, 3/8" (Included W/G1K345)
	G11387	1	Hardened Washer, 3/8" SAE (Included W/G1K345)
A	GA6434	-	Rubber Closing Wheel Complete W/Bearing (Items 13-16)

(IP1582)



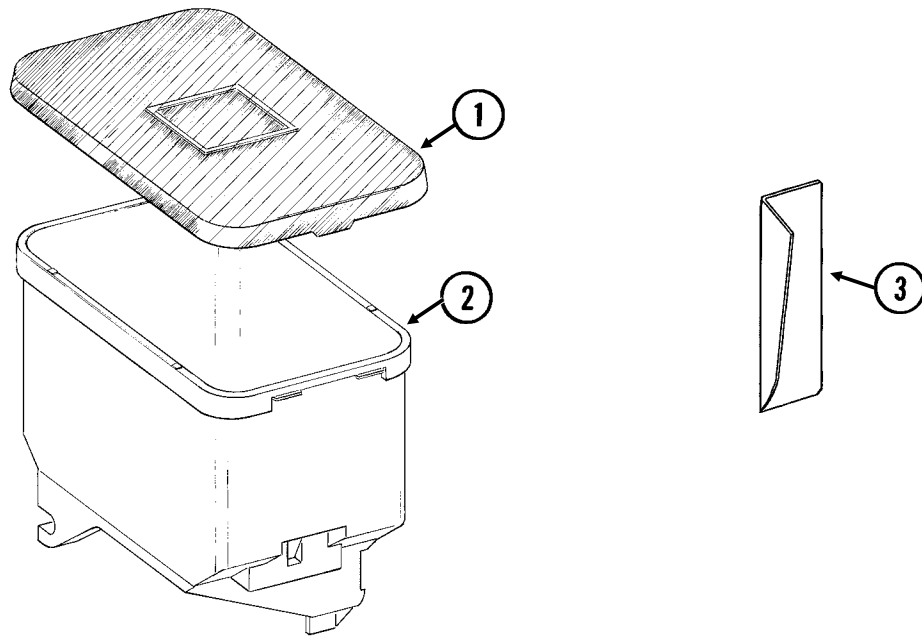
ITEM	PART NO.	QTY. (Per Row)	DESCRIPTION
1	---	1	See "Shank Assembly, Seed Tube, and Depth Adjustment" on page P2
2	G10752	2	Hex Head Cap Screw, 5/8"-18 x 2 1/4"
3	G10329801	1	Hopper Support
4	GA2007	1	Hopper Hold Down Latch
5	G10309	2	Carriage Bolt, 1/4"-20 x 5/8", Grade 2
	G10621	2	Serrated Flange Nut, 1/4"-20
6	G10061	1	Hex Head Cap Screw, 3/8"-16 x 3 1/2"
	G11387	2	Flat Washer, 3/8" SAE
	G10108	1	Lock Nut, 3/8"-16
7	GB0331	1	Clutch Adapter Plate
8	G10338	2	Carriage Bolt, 5/16"-18 x 1 1/4"
	G10620	2	Serrated Flange Nut, 5/16"-18
9	G10567	1	External Retaining Ring, 5/8"
10	GD11239	1	Knob
11	GA10137	1	Double Sprocket and Bearing, Drive Clutch, 11/19 Tooth
12	G10602	1	Spring Pin, 1/4" x 1 1/2"
13	GD29507	1	Clutch Shaft
14	GD11413	1	Spring
15	GB0278	1	Coupler
16	G10546	1	Spring Pin, 3/16" x 1 1/4"
A	GA10151	-	Seed Meter Clutch Assembly, 11/19 Tooth (Items 9-16)

(IP1583)



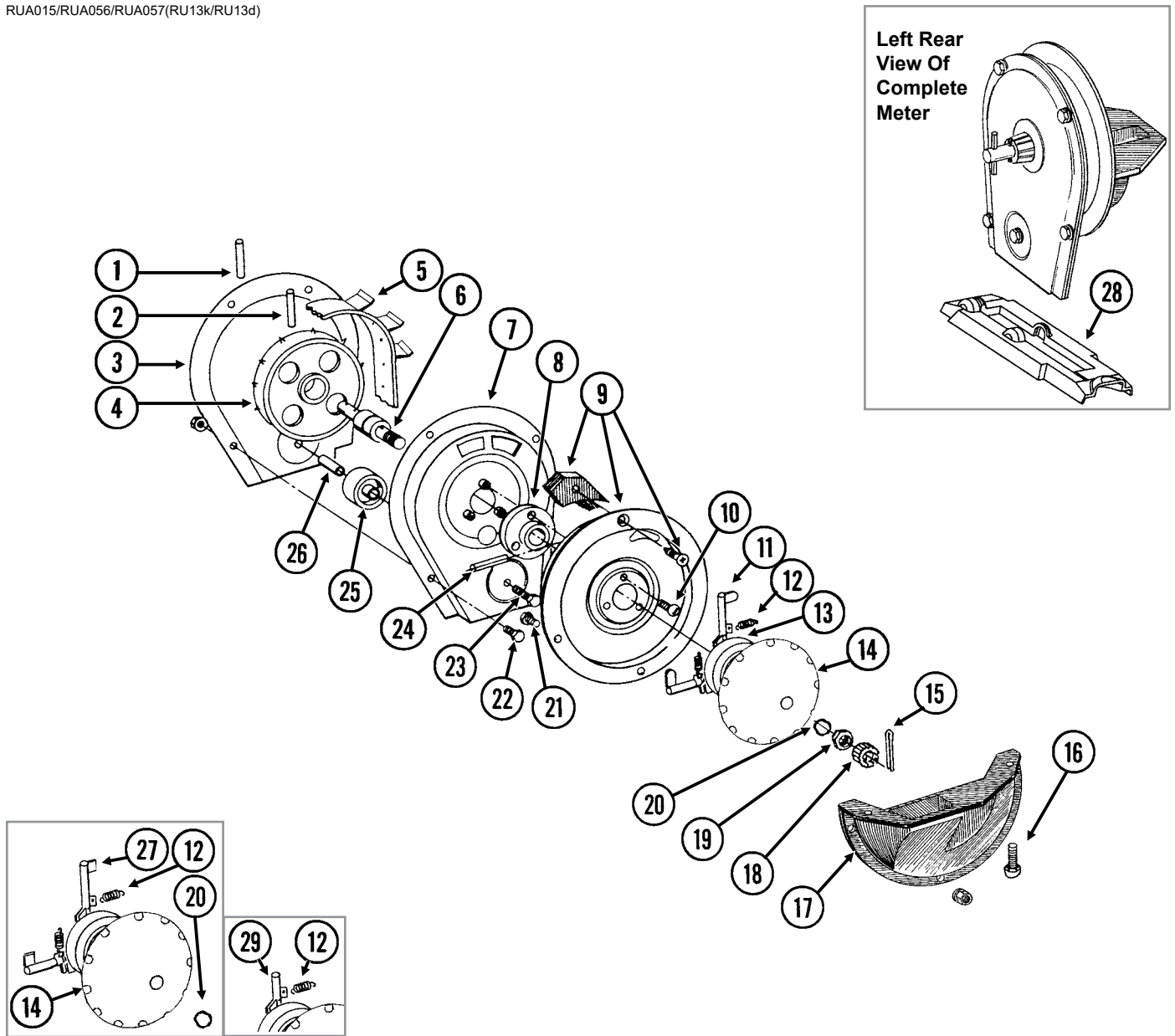
ITEM	PART NO.	QTY. (Per Row)	DESCRIPTION
1	GD1065	1	Idler Spring
2	GD7318	1	Sleeve, 1" Long
3	G10201	1	Special Washer, 3/8" x 1 1/2" O.D.
4	GD1026	1	Sleeve, 1 3/16" Long
5	GD11962	1	Idler
6	G11387	1	Flat Washer, 3/8" SAE
7	G10326	1	Hex Head Cap Screw, 3/8"-16 x 3 3/4"
8	G10108	1	Lock Nut, 3/8"-16

(RU87e/RU87a)

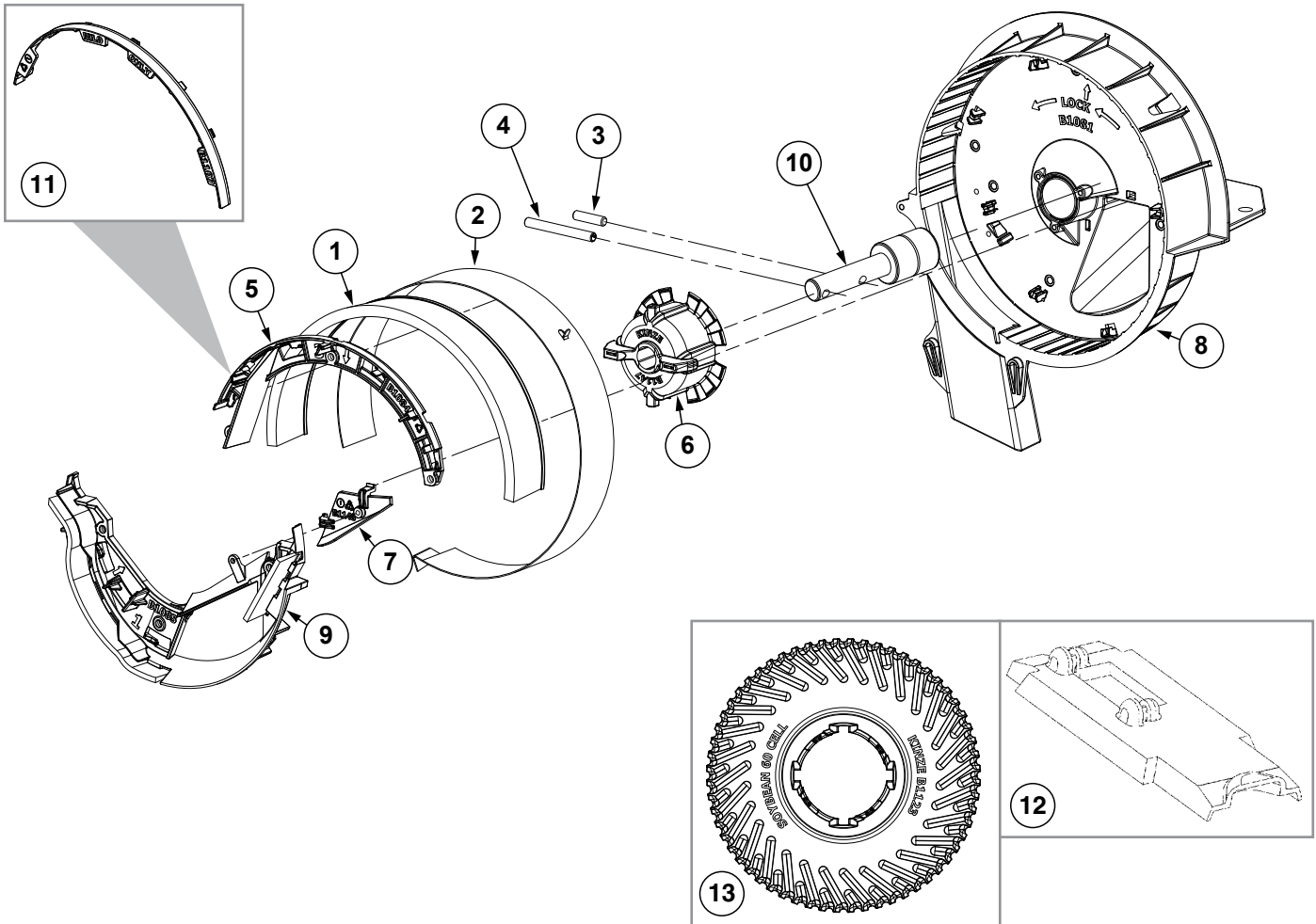


ITEM	PART NO.	QTY. (Per Row)	DESCRIPTION
1	GD11279	1	Lid
2	GA9714	1	Seed Hopper, Reinforced
	GD12561	-	Threaded Insert, 5/16"-18 (Included W/GA9714)
3	GD11747	1	Seed Reserve Baffle

RUA015/RUA056/RUA057(RU13k/RU13d)

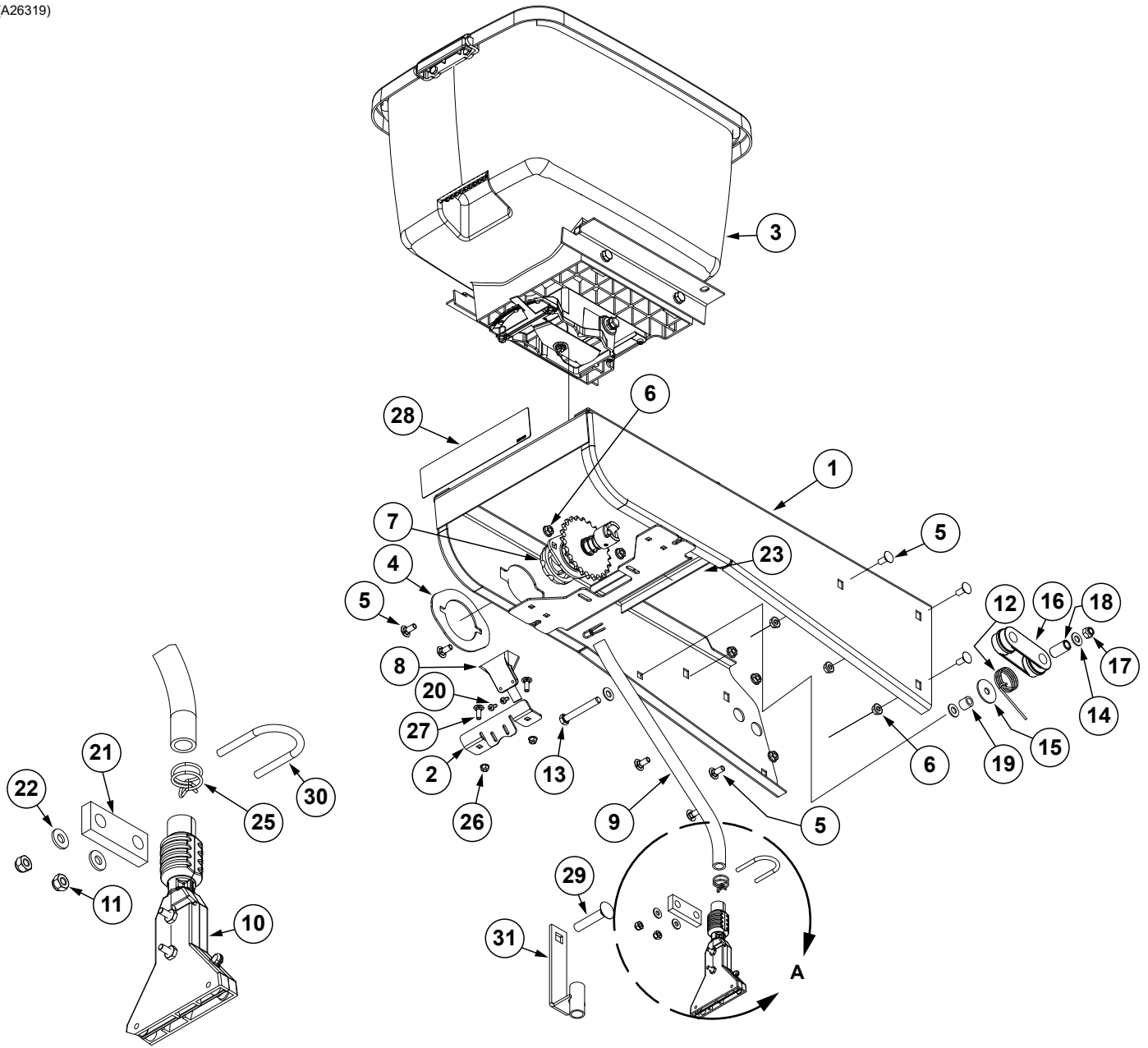


ITEM	PART NO.	QTY. (Per Row)	DESCRIPTION
1	G10602	1	Spring Pin, 1/4" x 1 1/2"
2	G10604	1	Spring Pin, 3/16" x 1 1/2"
3	G10429301	1	Housing Cover
4	GD1041	1	Belt Drive Sprocket
5	GD11286	1	Seed Belt
6	GA2019	1	Bearing
7	G10429101	1	Conveyor Housing
8	GB0110	1	Bearing Housing
9	GR1569	-	Carrier Plate W/Brush and Screw (Corn)
	GR0664	-	Carrier Plate W/Brush and Screw (Sunflower)
	GA2020	-	Brush
	G10690	-	Rolling Thread Screw, No. 10 x 3/4"
10	G10401	3	Slotted Hex Washer Head Screw, No. 10-32 x 5/8"
11	GD18704	12	Finger, Corn
12	GD19790	12	Spring
13	GB0410	1	Cam
14	GD11528	1	Finger Holder (Corn and Sunflower - Used With GR1848)
	GD26594	-	Finger Holder (Corn and Sunflower - Used With GR2154)
15	G10470	1	Cotter Pin, 5/32" x 1"
16	G11009	2	Locking Thumbscrew, 5/16"-18 x 3/4"
17	GD36922	1	Seed Baffle
18	GD1083	1	Cover Nut
19	G10500	1	Jam Nut, 5/8"-18 UNF
20	GA8343	1	Wave Washer, 5/8" (Triple Wave)
21	G10020	3	Hex Head Cap Screw, 1/4"-20 x 5/8"
	G10323	3	Hex Flange Nut, 1/4"-20, No Serrations
22	G10022	4	Hex Head Cap Screw, 1/4"-20 x 1/2"
	G10621	4	Serrated Flange Nut, 1/4"-20
23	G10021	1	Hex Head Cap Screw, 1/4"-20 x 1 1/2"
	G10621	1	Serrated Flange Nut, 1/4"-20
24	G10603	1	Spring Pin, 1/4" x 1 1/4"
25	GD1042	1	Idler
26	GB0120	1	Bushing, 1 7/64" I.D. x 1 1/32" Long
27	GD19333	12	Finger, Oil Sunflower
28	GD15698	1	Shank Cover, Finger Pickup Seed Meter
29	GD11787	-	Half Rate Blank Finger
30	GB0410	-	Cam (Sunflower)
A	GR1848	-	Finger Assembly, Corn (Items 11-14 and 20)
B	GR2154	-	Finger Assembly, Sunflower (Items 12, 14, 20, 27, and 30)
C	700-01078	-	Corn Meter Assembly (Items 1-26 and 28)
D	900-01117	-	Sunflower Meter Assembly (Items 1-10, 12, 14-15, 17-27, and 30)

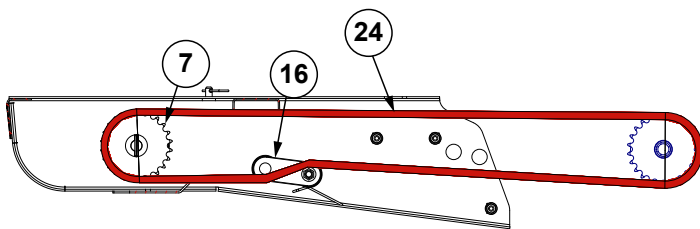


ITEM	PART NO.	QTY. (Per Row)	DESCRIPTION
1	GA5699	1	Upper Brush
2	GD8778	1	Wear Strip
3	G11448	1	Pin, 1/4" x 1"
4	G10475	1	Spring Pin, 1/4" x 2 1/4"
5	GB1084	1	Upper Brush Retainer (Used W/Soybean and Wheat Discs)
6	GB1147	1	Disc Hub
7	GB1148	1	Lower Retainer Wall
8	G10478101	1	Brush Meter Housing
9	G10476201	1	Lower Brush Retainer Assembly
	G10266501	1	Lower Brush Retainer (Included W/G10476201)
	GD34021-02	1	Brush, 6" (Included W/G10476201)
	GD35784-01	1	Brush, 2" (Included W/G10476201)
10	GA5698	1	Bearing
11	GB1107	-	Upper Brush Retainer (Used W/Milo/Grain Sorghum Discs)
12	GD15699	1	Shank Cover, Brush-Type Seed Meter
13	GB1123		Seed Disc, Soybean, 60 Cell, Black Color-Coded
	GB1171		Seed Disc, Soybean, 54 Cell, Dark Gray Color-Coded
	GB1124		Seed Disc, Soybean, 48 Cell, Dark Blue Color-Coded
	GB1130		Seed Disc, Small Milo/Grain Sorghum, 30 Cell, Orange Color-Coded
	GB1131		Seed Disc, Large Milo/Grain Sorghum, 30 Cell, Light Blue Color-Coded
	GB1132		Seed Disc, High Rate Small Milo/Grain Sorghum, 60 Cell, Red Color-Coded
	GB1133		Seed Disc, High Rate Large Milo/Grain Sorghum, 60 Cell, Yellow Color-Coded
	GB1134		Seed Disc, Wheat, 54 Cell, Purple Color-Coded
A	700-01339	-	Brush Meter 2.0 (Items 1-11)

(A26319)



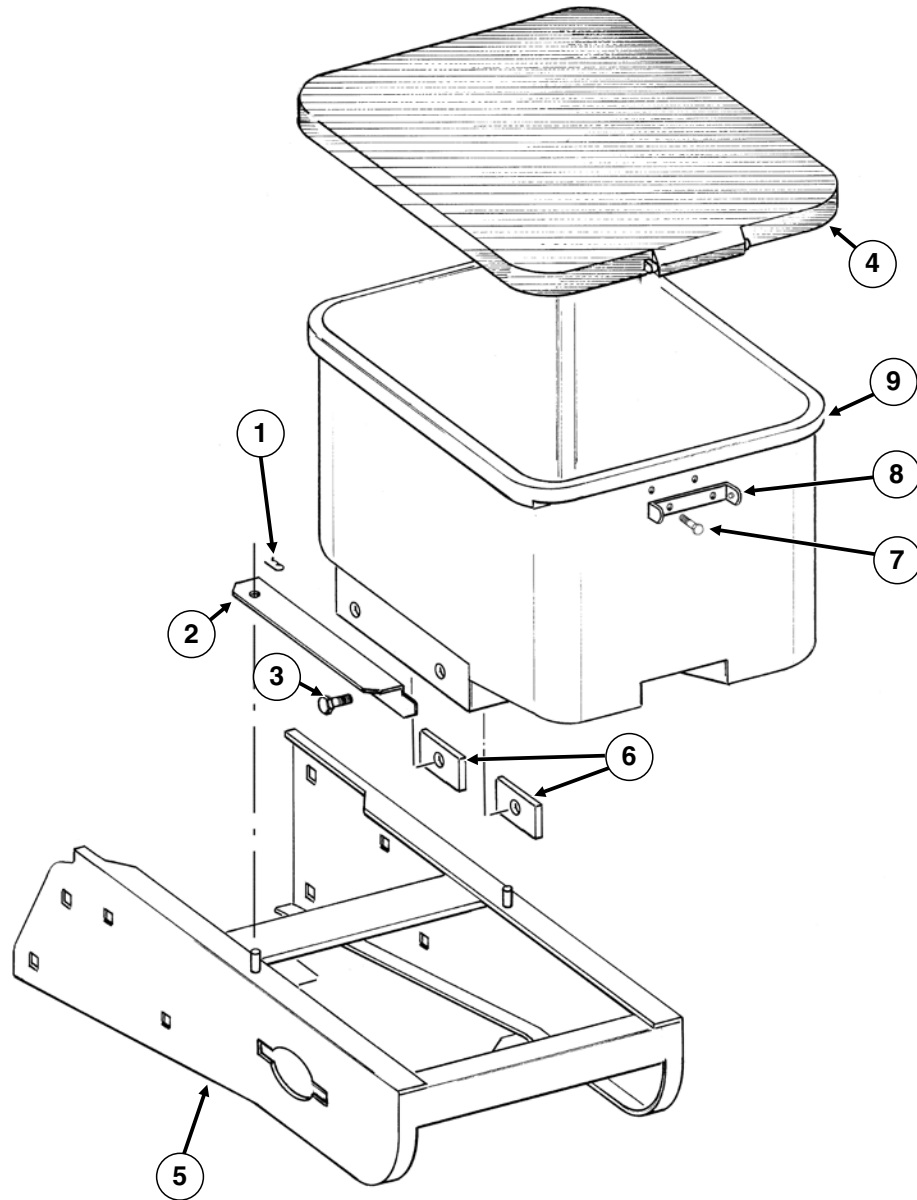
Detail A



Chain Routing

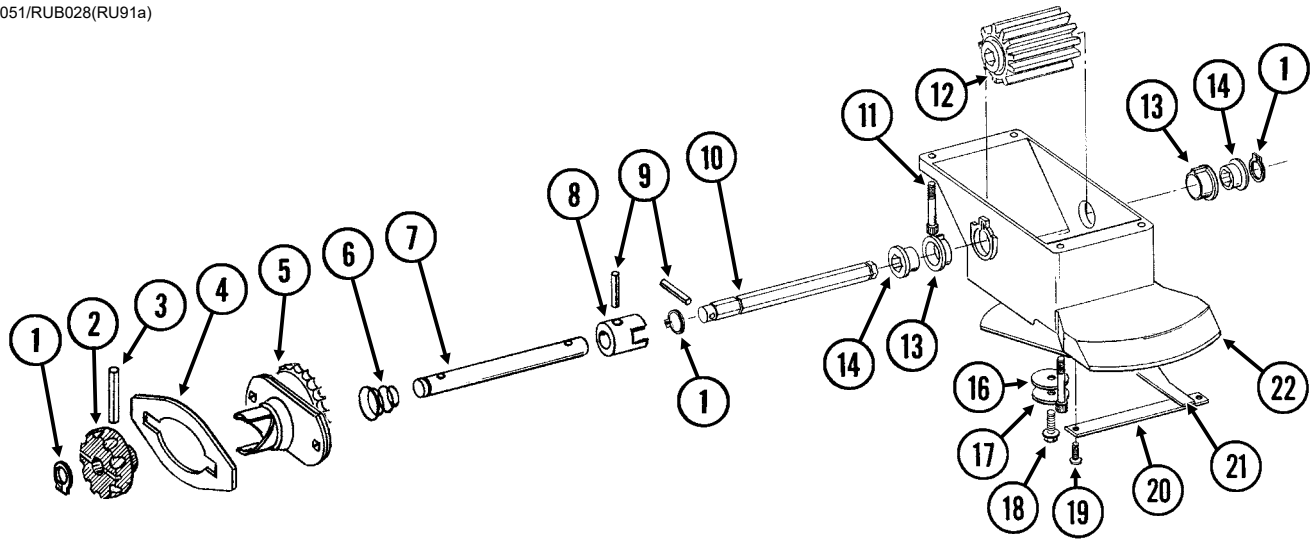
ITEM	PART NO.	QTY. (Per Row)	DESCRIPTION
1	A26287	1	Hopper Panel Extension (Non-Stock Item)
2	GD36277	1	Funnel Bracket
3	---	-	See "Granular Chemical Hopper and Hopper Panel Extension" on page P22
4	GD11305	1	Plate
5	G10312	8	Carriage Bolt, 5/16"-18 x 3/4"
6	G10620	8	Serrated Flange Nut, 5/16"-18
7	---	1	See "Granular Chemical Meter and Meter Drive" on page P23
8	GD2423	1	Funnel
9	GD2947	1	Hose, 7/16" x 28"
10	GA6907	1	Slope-Compensating Bander W/Hardware (4 1/2" Band Width)
	G10864	1	Uni-Clamp (Included W/GA6907)
	G10757	2	Pan Head Screw, No. 10-32 x 1 1/4" (Included W/GA6907)
	G10758	2	Hex Nut, No. 10-32 (Included W/GA6907)
11	G10110	2	Lock Nut, 1/4"-20, Grade B
12	GD11219	1	Spring
13	G10325	1	Hex Head Cap Screw, 3/8"-16 x 2 3/4"
14	G11387	3	Flat Washer, 3/8" SAE
15	G10201	1	Special Washer, 3/8" x 1 1/2" O.D.
16	GD11962	1	Idler
17	G10108	1	Lock Nut, 3/8"-16
18	GD1026	1	Sleeve, 1 3/16" Long
19	GD2971-10	1	Sleeve, 9/16" Long
20	G10966	2	Phillips Head Self-Tapping Screw, No. 10 x 1/2"
21	GD10984	1	Spacer
22	G11385	2	Flat Washer, 1/4" SAE
23	G10670	2	Hair Pin Clip, No. 3
24	G3303-114	1	Chain, No. 41, 114 Pitch Including Connector Link
	GR0196	1	Connector Link, No. 41
25	G11209	2	Wire Hose Clamp, 3/4"
26	G10621	2	Serrated Flange Nut, 1/4"-20
27	G10310	2	Carriage Bolt, 1/4"-20 x 3/4", Grade 2
28	---	-	See "Decals, Paint, and Miscellaneous" on page P115
29	G10315	1	Carriage Bolt, 1/2"-13 x 2 1/2" (Replaces Existing 1/2" x 2 1/4" Hardware)
30	GD10963	1	U-Bolt, 1 1/2" x 1 5/16" x 1/4"-20
31	GA6741	1	Bracket (Straight Drop In-Furrow)

(METR14d)



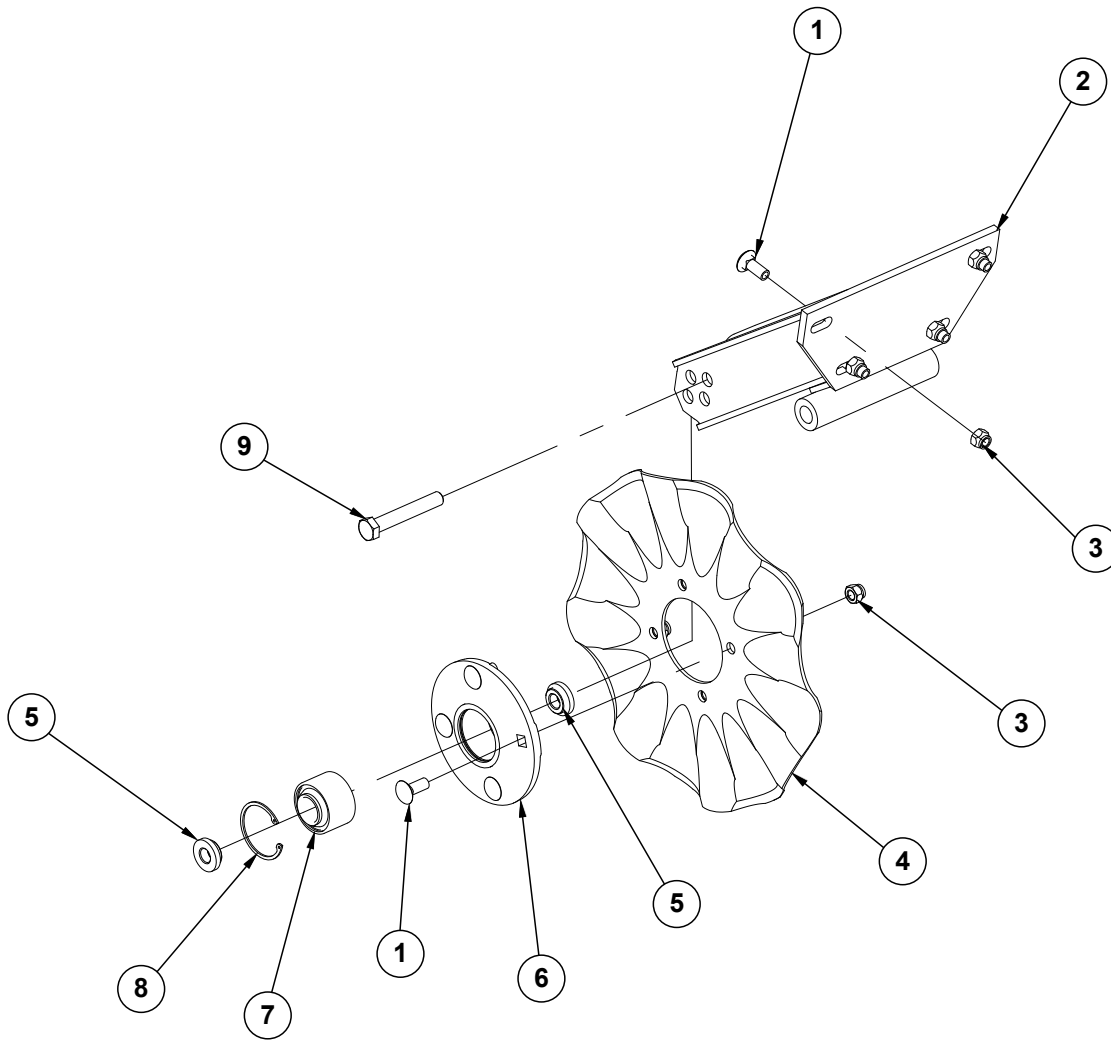
ITEM	PART NO.	QTY. (Per Row)	DESCRIPTION
1	G10670	2	Hair Pin Clip, No. 3
2	GD1059L	1	Support, L.H. (Shown)
	GD1059R	1	Support, R.H.
3	G10002	4	Hex Head Cap Screw, 3/8"-16 x 3/4"
	G10229	4	Lock Washer, 3/8"
4	GA4444	1	Lid
5	GA26287	1	Hopper Panel Extension (Non-Stock Item)
6	GD11424	4	Block
7	G10023	2	Hex Head Cap Screw, 1/4"-20 x 3/4"
	G10621	2	Serrated Flange Nut, 1/4"-20
8	GD1060	1	Hinge
9	GA8371	1	Hopper

RUA051/RUB028(RU91a)



ITEM	PART NO.	QTY. (Per Row)	DESCRIPTION
1	G10567	3	External Retaining Ring, 5/8"
2	GD11239	1	Knob
3	G10602	1	Spring Pin, 1/4" x 1 1/2"
4	---	-	See "Granular Chemical Hopper and Hopper Panel Extension" on page P22
5	GA8364	1	Sprocket and Bearing, Drive Clutch, 24 Tooth
6	GD11413	1	Spring
7	GD11240	1	Shaft
8	GB0278	1	Coupler
9	G10546	2	Spring Pin, 3/16" x 1 1/4"
10	GD11297	1	Shaft
11	G11793	4	Hex Socket Head Cap Screw, No. 10-24 x 7/8"
12	GD7148	1	Feed Roller, Hex Bore
13	GB0115	2	Bearing
14	GD7258	2	Hex Bushing
15	---	-	---
16	G10660	1	Wave Washer, 1/2"
17	G11385	1	Flat Washer, 1/4" SAE
18	G10570	1	Slotted Hex Self-Tapping Screw, 1/4"-20 x 3/4"
19	G11073	2	Slotted Hex Self-Tapping Screw, No. 10 x 3/8"
20	GD1061	1	Support Strap
21	GD1063	1	Metering Gate
22	GB0116	1	Granular Housing
A	GA8326	-	Granular Chemical Meter Complete (Items 1, 9, 10, 12-14 and 16-22)
B	GA8366	-	Granular Chemical Meter Clutch (Items 1-3 and 5-9)

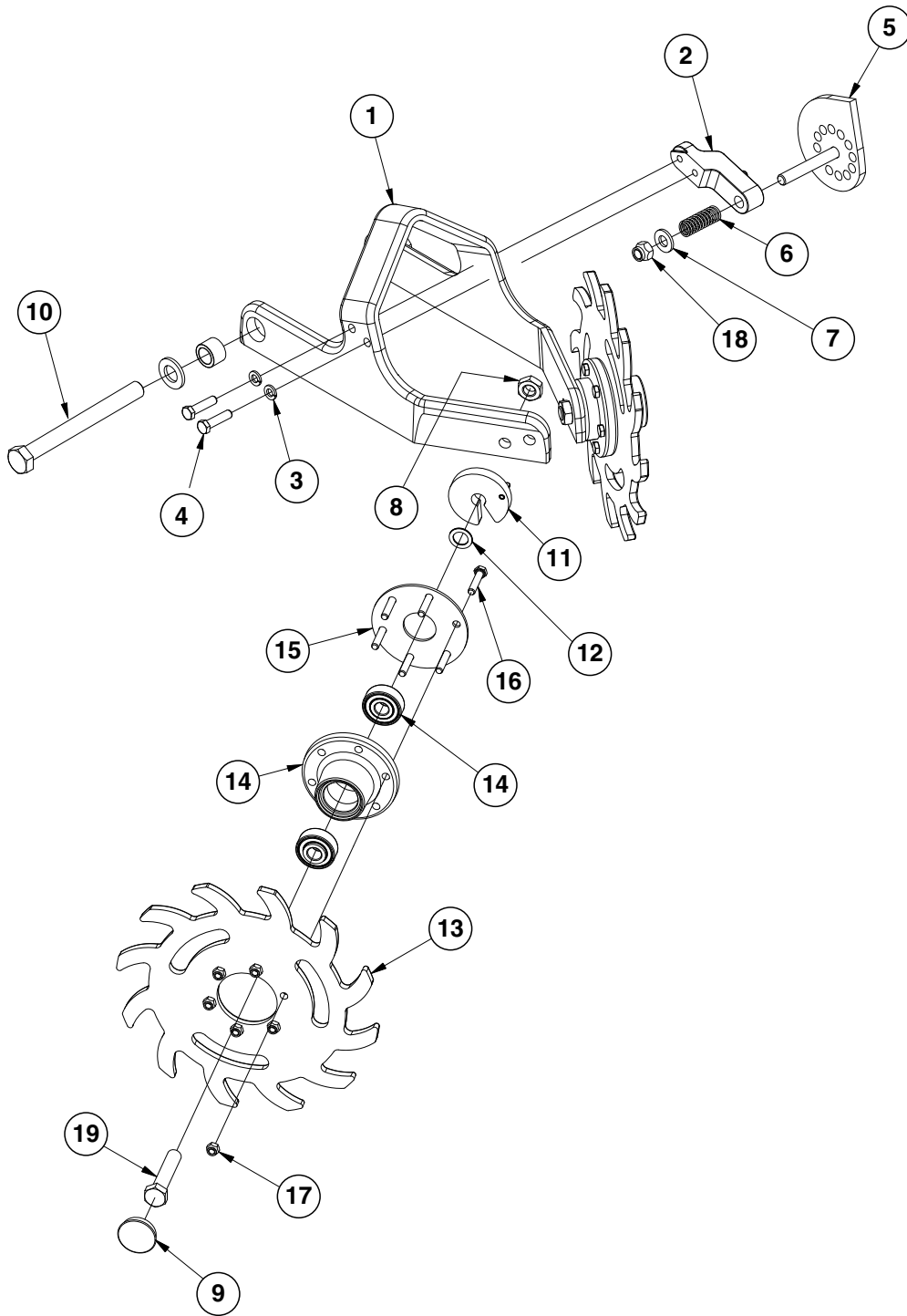
(IP1279)



ITEM	PART NO.	QTY. (Per Row)	DESCRIPTION
1	G10636	8	Carriage Bolt, 1/2"-13 x 1 1/2"
2	GA24239	1	Arm
3	G10111	8	Lock Nut, 1/2"-13
4	GD7803	1	Disc Blade, Fluted, 1", 8 Flutes (Shown)
	GD7804	-	Disc Blade, Bubbled, 1"
	GD9254	-	Disc Blade, Fluted, 3/4", 13 Flutes
5	GD11677	2	Adapter
6	GA8641	1	Hub W/Bearing And Retaining Ring (Includes items 7 and 8)
7	GA8603	1	Bearing, Double Row
8	GD19292	1	Retaining Ring (Square), 2 7/16"
9	G10036	1	Hex Head Cap Screw, 5/8"-11 x 4"
	G10107	1	Lock Nut, 5/8"-11

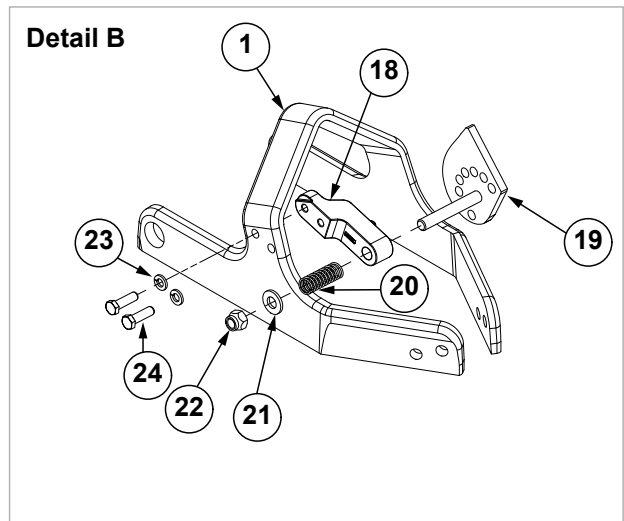
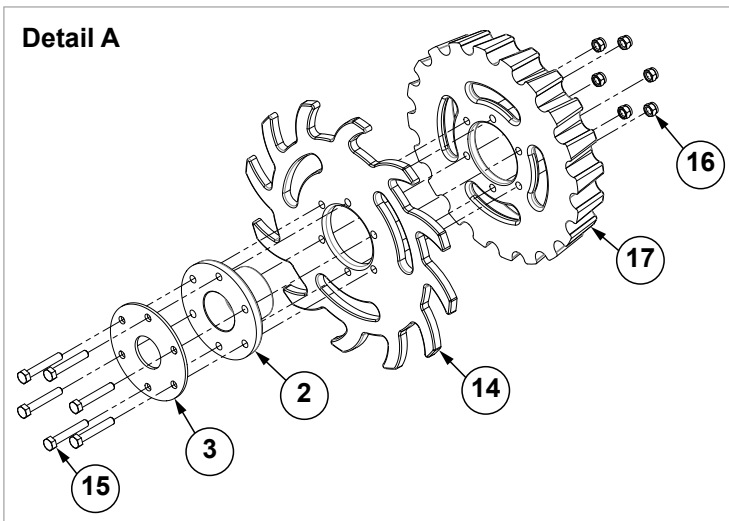
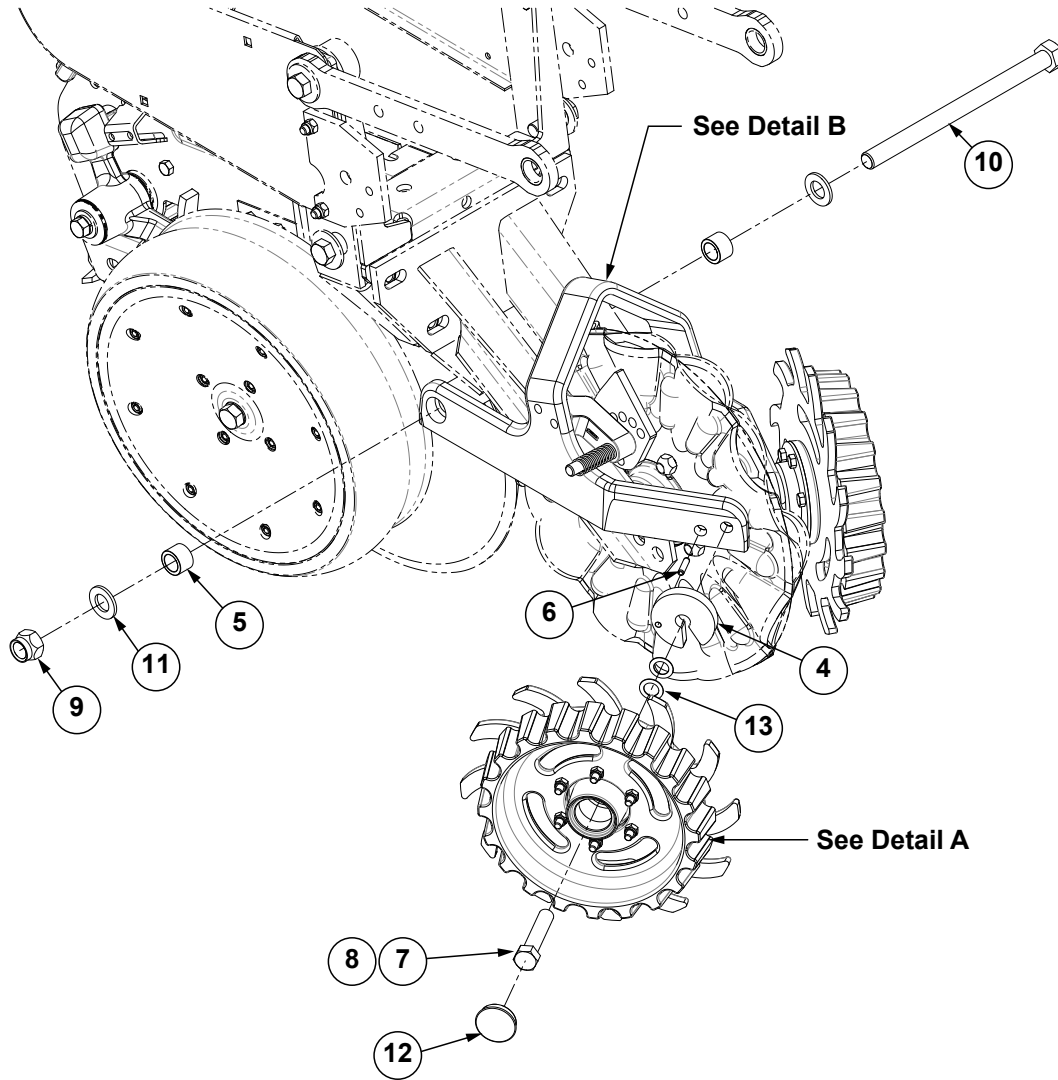
This page left blank intentionally.

(IP1468)



ITEM	PART NO.	QTY. (Per Row)	DESCRIPTION
1	GB0464	1	Residue Wheel Mount
2	GD26973	1	Cam Locking Pin
3	G10229	2	Lock Washer, 3/8"
4	G10004	2	Hex Head Cap Screw, 3/8"-16 x 1 1/4"
5	GA27038	1	Cam
6	GD10519	1	Spring
7	G11389	1	Flat Washer, 1/2" Plated SAE
8	G10503	2	Hex Jam Nut, 5/8"-11, Grade 2
9	GD1132	2	Dust Cap
10	G11236	1	Hex Head Cap Screw, 3/4"-10 x 10 1/2"
	G11392	2	Flat Washer, 3/4" SAE
	GB0383	2	Bushing, 1 1/8" O.D. x 25/32" I.D. x 3/4" Long
	G11228	1	Lock Nut, 3/4"-10
11	GA8760	2	Weed Guard W/Spring Pin
	G10765	-	Spring Pin, 1/4" x 1" (Included W/GA8760)
12	GD30725	4	Machine Bushing, 5/8" (.030" Thick)
13	GB0387	2	Wheel, 12 Tine, 3/8" x 12"
14	GA5654	2	Hub W/Bearings
	GA2014	-	Bearing (Included W/GA5654)
15	GD9724	2	Backing Plate
16	G10133	12	Hex Head Cap Screw, 5/16"-18 x 1 1/2"
17	G10109	12	Lock Nut, 5/16"-18, Grade 8
18	G10974	1	Lock Nut W/Nylon Insert, 1/2"-13
19	G10010	2	Hex Head Cap Screw, 5/8"-11 x 3"
A	GA12235	-	L.H. Residue Wheel (Items 13-17)
B	GA12236	-	R.H. Residue Wheel (Items 13-17)

(106531/106528/A19012)



ITEM	PART NO.	QTY. (Per Row)	DESCRIPTION
1	GB0464	1	Residue Wheel Mount
2	GA5654	2	Hub W/Bearings
	GA2014	-	Bearing (Included W/GA5654)
3	GD9724	1	Backing Plate
4	GD11784	2	Weed Guard
5	GB0383	2	Bushing, 1 1/8" O.D. x 25/32" I.D. x 3/4" Long
6	G10765	2	Spring Pin, 1/4" x 1"
7	G10010	2	Hex Head Cap Screw, 5/8"-11 x 3"
8	G10503	2	Hex Jam Nut, 5/8"-11, Grade 2
9	G11228	1	Lock Nut, 3/4"-10
10	G11236	1	Hex Head Cap Screw, 3/4"-10 x 10 1/2"
11	G11392	2	Flat Washer, 3/4" SAE
12	GD1132	2	Dust Cap
13	GD30725	4	Machine Bushing, 5/8" (.030" Thick)
14	GB0387	1	Wheel, 12 Tine, 3/8" x 12"
15	G10041	6	Hex Head Cap Screw, 5/16"-18 x 2"
16	G10109	6	Lock Nut, 5/16"-18, Grade 8
17	G10427101	1	Row Cleaner Floater
18	GD26973	1	Cam Locking Pin
19	GA27038	1	Cam
20	GD10519	1	Spring
21	G11389	1	Flat Washer, 1/2" Plated SAE
22	G10974	1	Lock Nut W/Nylon Insert, 1/2"-13
23	G10229	2	Lock Washer, 3/8"
24	G10004	2	Hex Head Cap Screw, 3/8"-16 x 1 1/4"
A	G10652801	1	L.H. Residue Wheel (Items 2-3 and 14-17)
B	G10652901	1	R.H. Residue Wheel (Items 2-3 and 14-17)

This page left blank intentionally.

NOTE: Push row units use the same seed tube, row unit depth adjustment components, quick adjustable down force springs, 15" opener disc blades, gauge wheels, closing wheels, meter drive and seed hopper as the pull row unit. See those pages for common parts.

[See "Shank Assembly, Seed Tube, and Depth Adjustment" on page P2](#)

[See "Parallel Arms, Mounting Support Plate, and Quick Adjustable Down Force Springs" on page P4](#)

[See "15" Seed Opener Disc Blade/Bearing Assembly and Scrapers" on page P6](#)

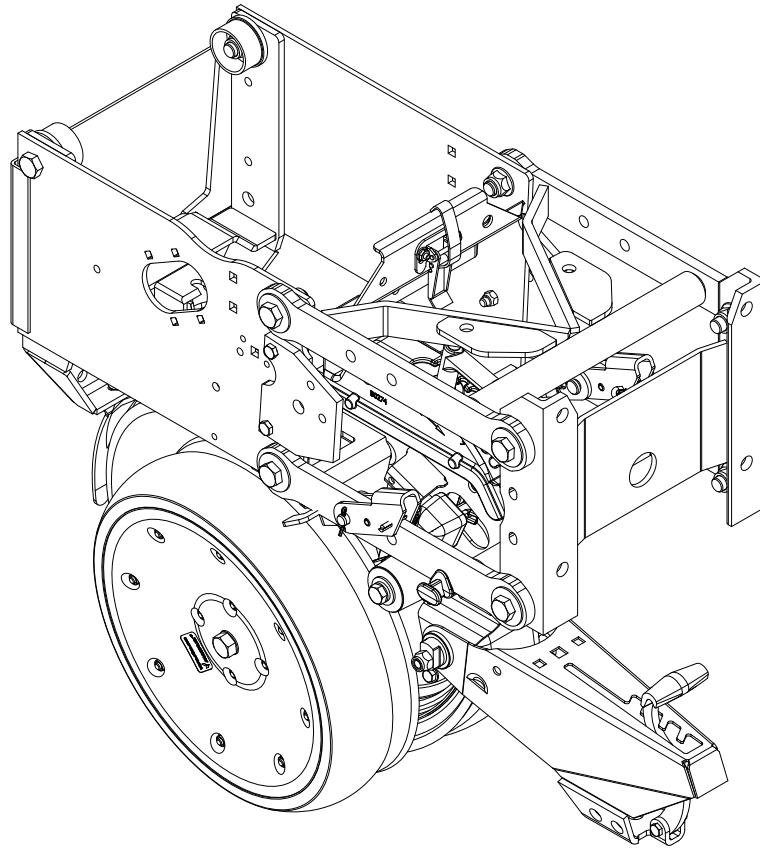
[See "Gauge Wheels" on page P8](#)

[See "V" Closing Wheels" on page P10](#)

[See "Hopper Support and Meter Drive" on page P12](#)

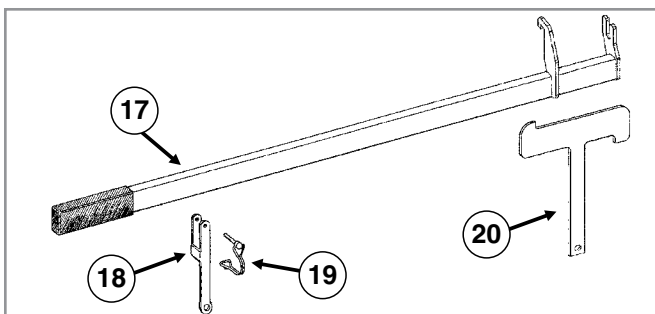
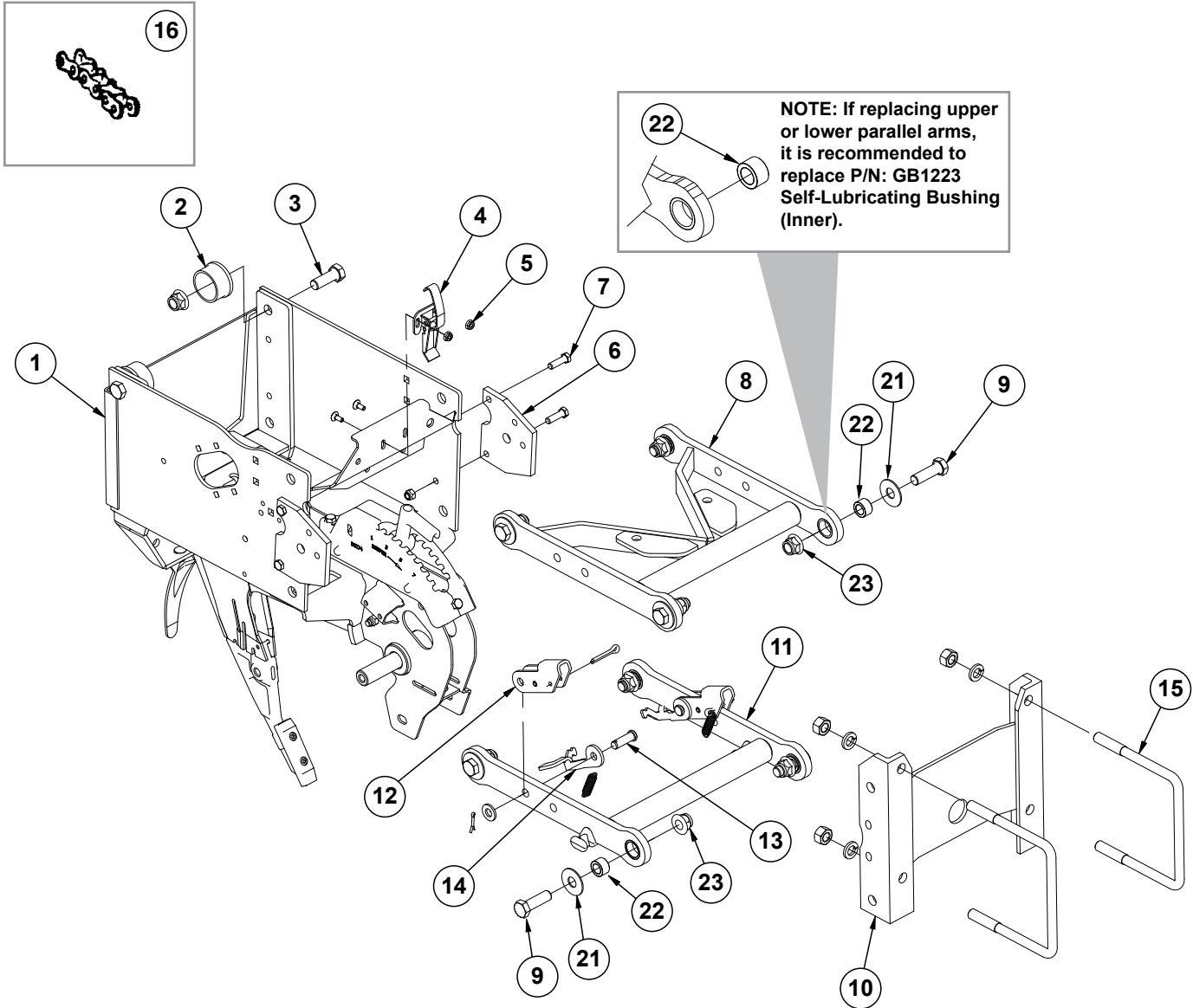
[See "Seed Hopper and Lid" on page P15](#)

NOTE: Row unit assembly does not include the following: seed meter assembly, seed tube assembly, row unit hopper assembly, closing wheels, or seed meter clutch.



ITEM	PART NO.	QTY.	DESCRIPTION
1	G10504X	1	Push Row Unit Assembly, Standard Gauge Wheel
2	G10985X	1	Push Row Unit Assembly, Spoked Gauge Wheel

NOTE: Push row units use the same seed tube, row unit depth adjustment components, quick adjustable down force springs, 15" opener disc blades, gauge wheels, closing wheels, meter drive and seed hopper as the pull row unit. See those pages for common parts.



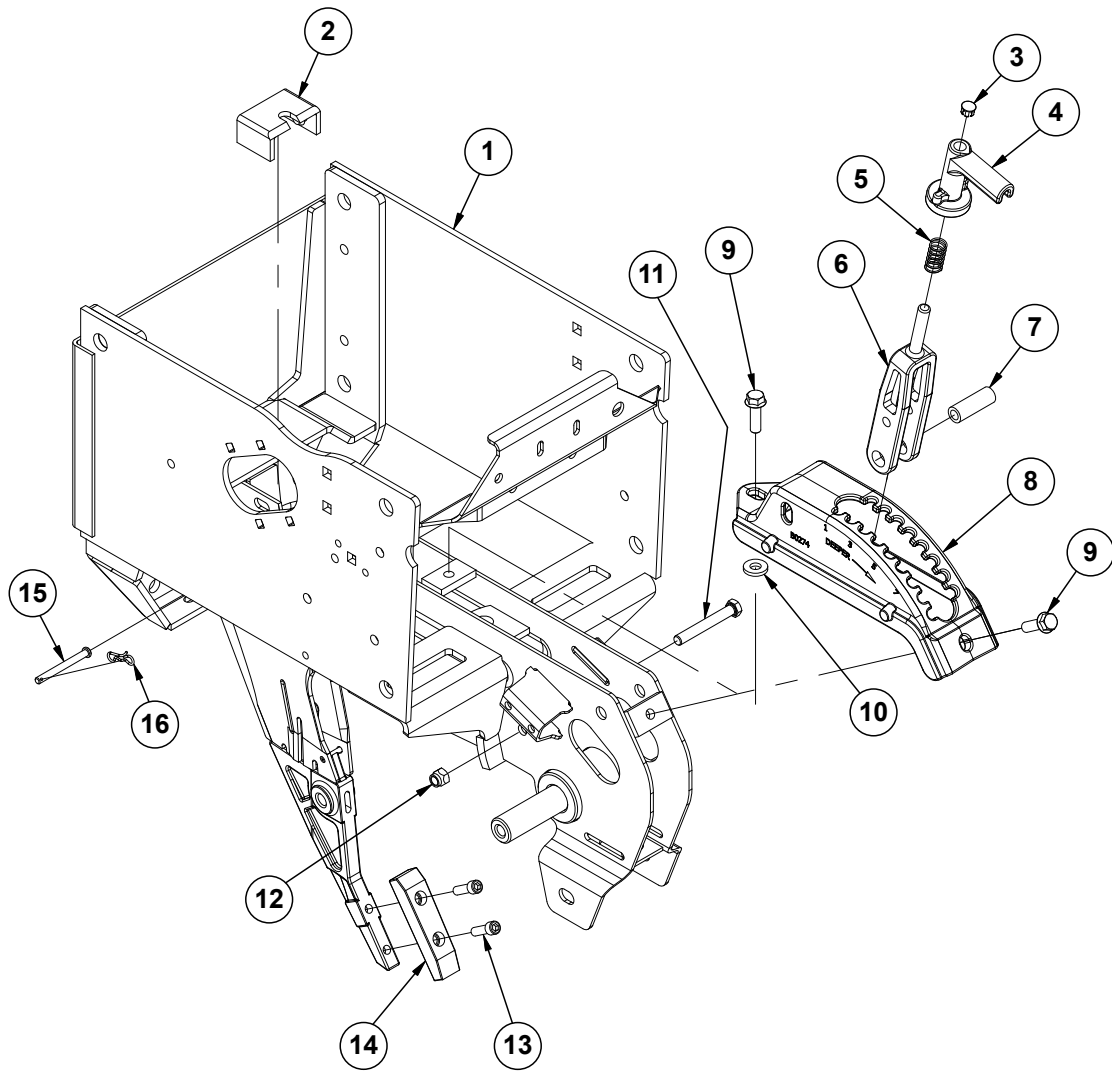
Parallel Arms and Face Plate (Split Row)

Model 3005

M0298-02

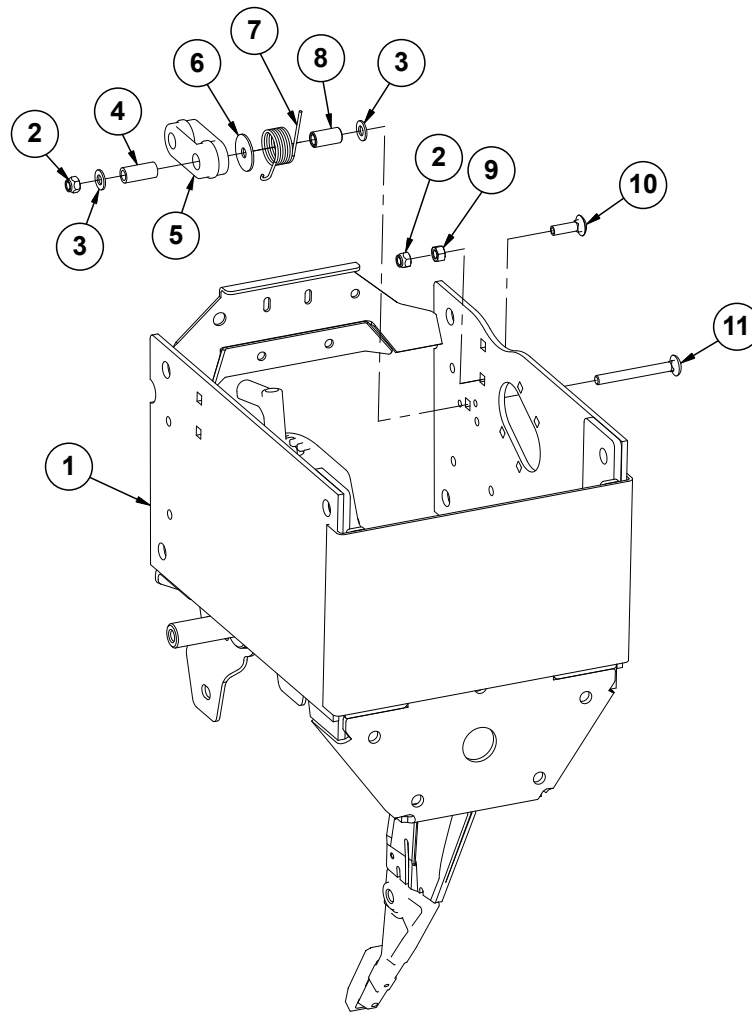
ITEM	PART NO.	QTY. (Per Row)	DESCRIPTION
1	---	1	See "Shank and Depth Adjustment (Split Row)" on page P34
2	GB0314	2	Hopper Mount
3	G10751	2	Hex Head Cap Screw, 5/8"-18 x 1 3/4"
	G11514	2	Lock Nut, 5/8"-18
4	GA2007	1	Hopper Hold Down Latch
5	G10621	2	Serrated Flange Nut, 1/4"-20
	G10309	2	Carriage Bolt, 1/4"-20 x 5/8", Grade 5
6	GD24545	2	Row Unit Stop
7	G10004	4	Hex Head Cap Screw, 3/8"-16 x 1 1/4"
	G10108	4	Lock Nut, 3/8"-16
8	G10011301	1	Upper Parallel Arm Assembly
	GB1224	-	Self-Lubricating Bushing (Included W/G10011301)
9	G10732	4	Hex Head Cap Screw, 5/8"-18 x 2"
10	GA11971	1	Mounting Plate
11	G10011401	1	Lower Parallel Arm Assembly
	GB1224	-	Self-Lubricating Bushing (Included W/G10011301)
12	GD11264	1	Lockup
	G10718	2	Spring Pin, 5/16" x 1 1/2"
	G10463	2	Cotter Pin, 1/4" x 1 1/2"
	GD25569	2	Spring
13	G10284	2	Clevis Pin, 1/2" x 1 1/2"
	G11389	2	Flat Washer, 1/2" Plated SAE
	G10451	2	Cotter Pin, 1/8" x 1"
14	GD25568	1	Spring Mount Tab, L.H.
	GD29459	1	Spring Mount Tab, R.H.
15	GD1113	2	U-Bolt, 5" x 7" x 5/8"-11
	GD1114	4	U-Bolt, 7" x 7" x 5/8"-11
	G10230	4	Lock Washer, 5/8"
	G10104		Hex Nut, 5/8"-11
16	G3303-96	1	Chain, No. 41, 96 Pitch Including Connector Link
	GR0196	1	Connector Link, No. 41
17	GA24889	-	Lift Lever W/Boot
	GD11649		Boot (Included W/GA24889)
18	GD35471	1	Bracket (Lift Lever)
19	GD9695	1	Wire Lock Pin, 1/4" x 1 3/4"
20	GD35472	1	Mount
21	G11976	8	Flat Washer, 5/8" x 1 3/4"
22	GB1223	8	Self-Lubricating Bushing
23	G11514	8	Lock Nut, 5/8"-18
A	G1K534	-	Push Unit Lock-Up Kit, Items 6, and 12-14 (Includes GD24545 - Push Unit Stop)
B	G1K535	-	Push Unit Spring Lock-Up Kit, Items 12-14
C	G1K759	-	Push Row Unit Parallel Kit, Includes: (1) G10011301, (1) G10011401, (8) GB1223, (8) G11976, (2) G10732, (8) G11514, (6) G10751, (2) IS1066

(IP1585)



ITEM	PART NO.	QTY. (Per Row)	DESCRIPTION
1	GA26297	1	Push Row Unit Shank
2	GD16245	1	Sun Shade (Rubber)
3	GD3612	1	Cap Plug
4	GB0266	1	Handle, Depth Adjustment
5	GD10993	1	Spring
6	GB0267	1	Lever, Depth Adjustment
7	GD11259	1	Sleeve, $\frac{3}{8}$ " I.D. x $\frac{5}{8}$ " O.D. x $1\frac{25}{32}$ " Long
8	GB0274	1	Cover, Depth Adjustment
9	G11015	2	Hex Washer Head Cap Screw, $\frac{3}{8}$ "-16 x $1\frac{1}{4}$ "
10	G10207	1	Washer, $\frac{7}{8}$ " O.D. x $1\frac{3}{32}$ " I.D. x .134"
11	G11592	1	Hex Head Cap Screw, $\frac{3}{8}$ "-24 x $2\frac{3}{4}$ ", Grade 8
12	G11591	1	Nylon Lock Nut, $\frac{3}{8}$ "-24, Grade C
13	G10500901	2	Hex Socket Head Cap Screw, $\frac{5}{16}$ "-18 x 1"
14	G10038601	1	Scraper
15	G10551	1	Clevis Pin, $\frac{1}{4}$ " x $2\frac{1}{2}$ "
16	G10122301	1	Bow Tie Cotter Pin

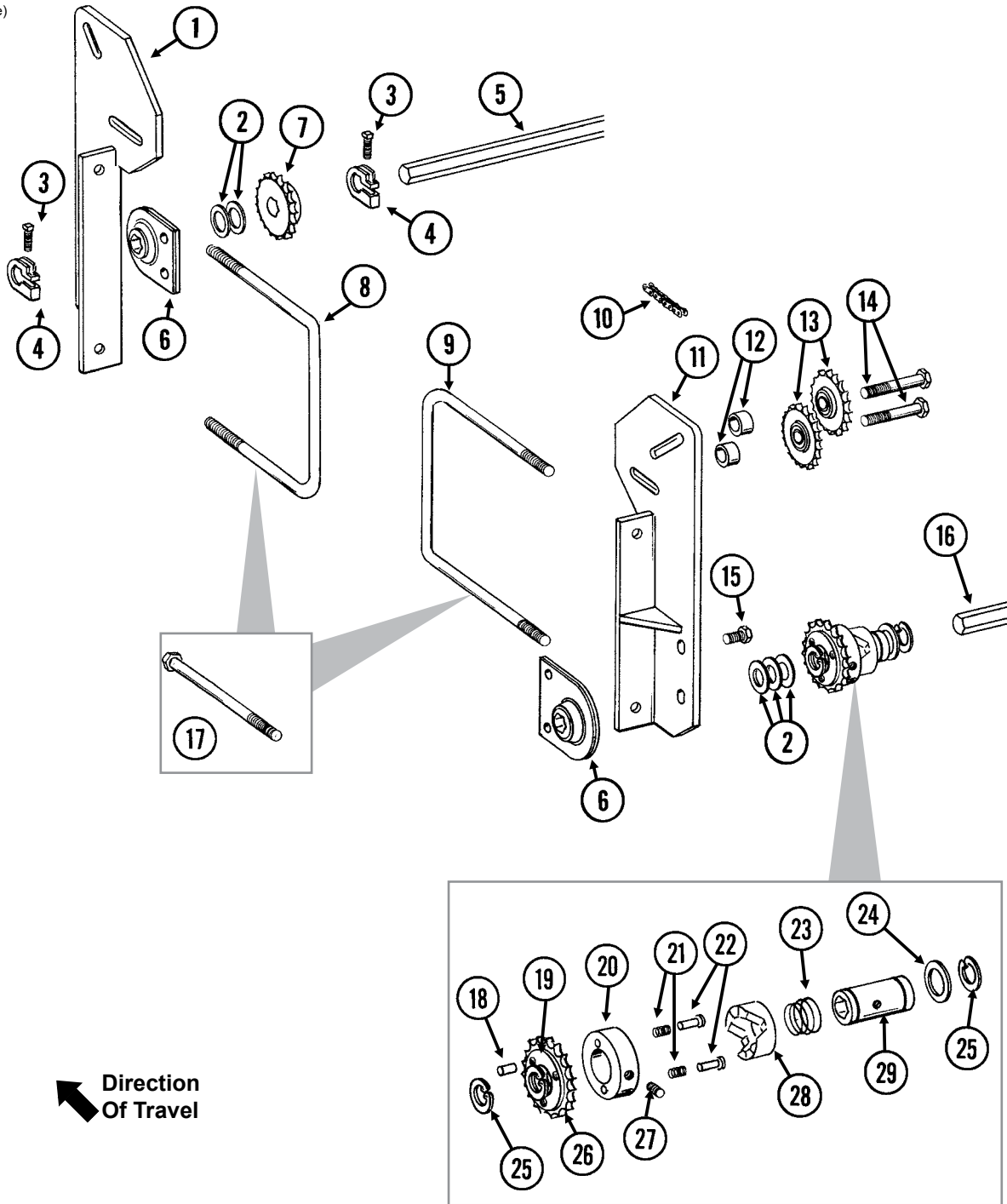
(IP1586)



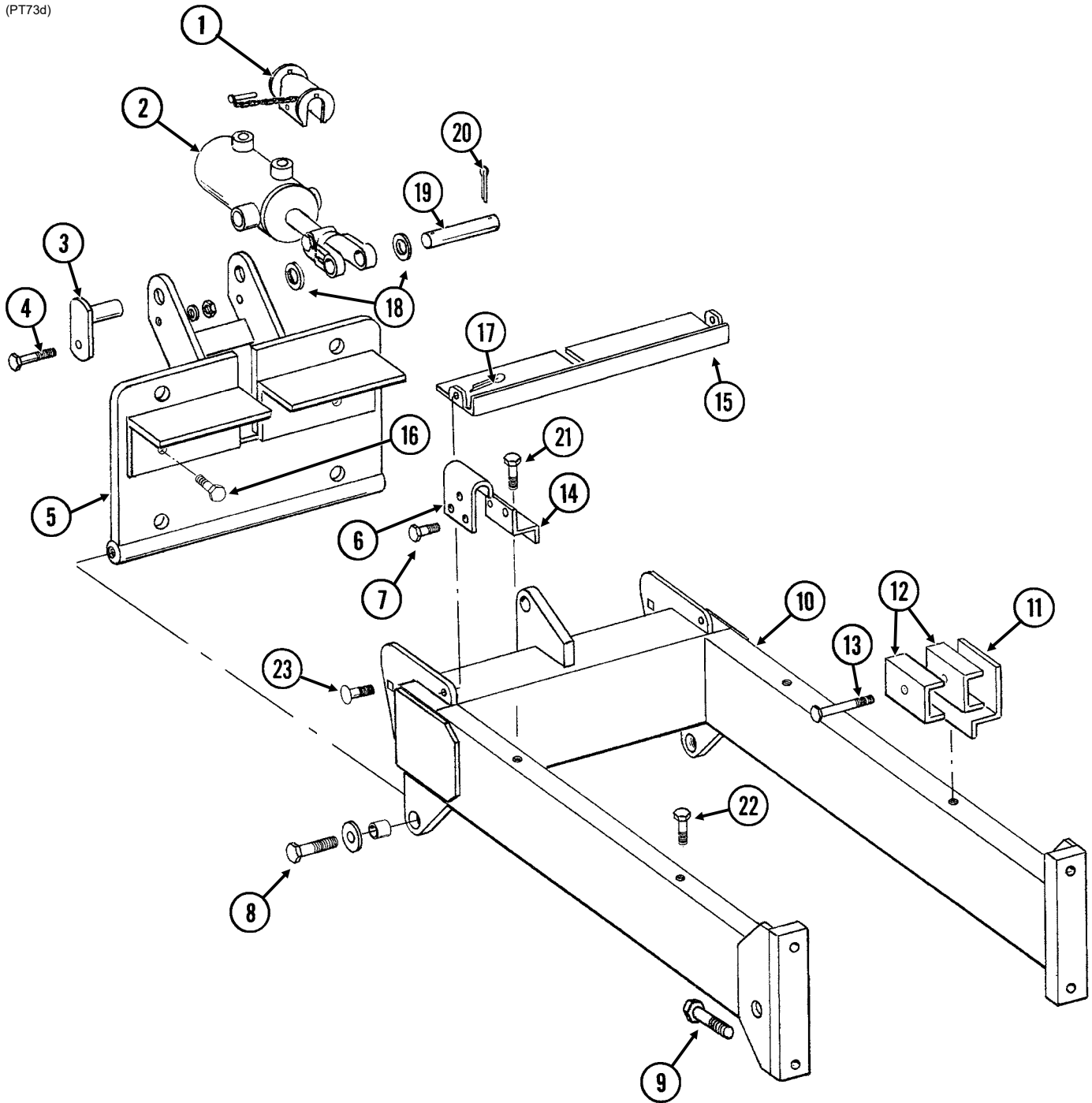
ITEM	PART NO.	QTY. (Per Row)	DESCRIPTION
1	---	1	See "Shank and Depth Adjustment (Split Row)" on page P34
2	G10108	2	Lock Nut, $\frac{3}{8}$ "-16
3	G11387	2	Flat Washer, $\frac{3}{8}$ " SAE
4	GD8893-01	1	Sleeve, $1\frac{3}{8}$ " Long
5	GB0968	1	Idler
6	G10201	1	Special Washer, $\frac{3}{8}$ " x $1\frac{1}{2}$ " O.D.
7	GD11218	1	Spring
8	GD1026	1	Sleeve, $1\frac{3}{8}$ " Long
9	G10101	1	Hex Nut, $\frac{3}{8}$ "-16
10	G10599	1	Carriage Bolt, $\frac{3}{8}$ "-16 x $1\frac{1}{4}$ "
11	G10307	1	Carriage Bolt, $\frac{3}{8}$ "-16 x $3\frac{1}{2}$ "

This page left blank intentionally.

PTD093(PT75e)



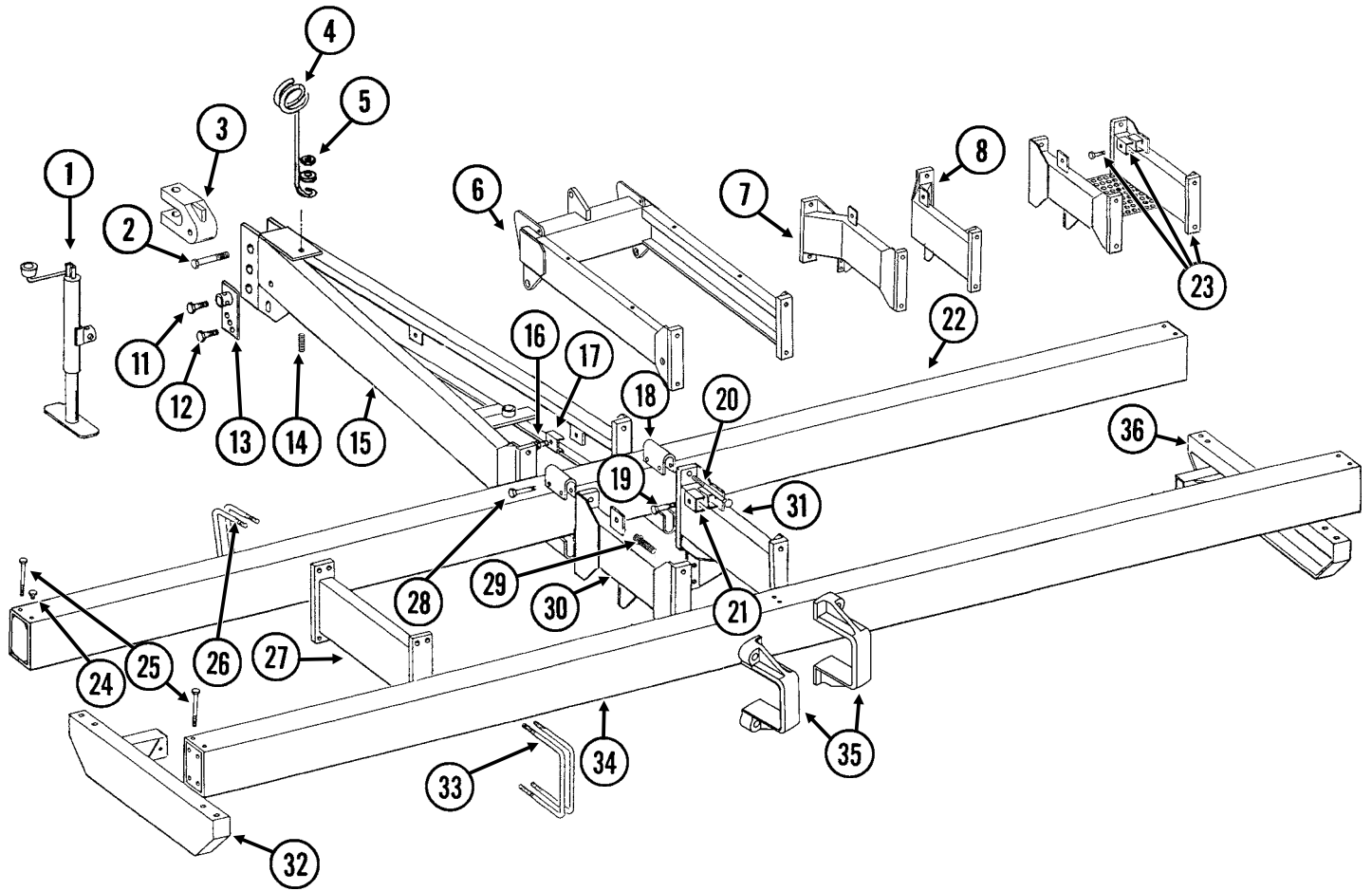
ITEM	PART NO.	QTY.	DESCRIPTION
1	GA8717	1	Front Mount
2	G10233	5	Machine Bushing, 1", 10 Gauge
3	G10130	2	Square Head Machine Bolt, 5/16"-18 x 1 3/4"
	G10923	2	Flange Nut, 5/16"-18, No Serration
4	GD11045	2	Lock Clamp
5	GD0914-84	1	Hex Shaft, 7/8" x 84" (No Holes), 4 Row 30"
	GD0914-144	-	Hex Shaft, 7/8" x 144" (No Holes), 6 Row 30"
	GD0914-205	-	Hex Shaft, 7/8" x 205" (No Holes), 8 Row 30"
6	GA2180	2	Hanger Bearing, 7/8" Hex Bore
7	GA5107	1	Sprocket, 19 Tooth
8	GD11721	1	U-Bolt, 5" x 7" x 1/2"-13 (Double Frame Planters)
	G10228	2	Lock Washer, 1/2"
	G10102	2	Hex Nut, 1/2"-13
9	GD7145	1	U-Bolt, 7" x 7" x 1/2"-13 (Double Frame Planters)
	G10228	2	Lock Washer, 1/2"
	G10102	2	Hex Nut, 1/2"-13
10	G3310-138	1	Chain, No. 40, 138 Pitch Including Connector Link (Single Frame Planters)
	G3310-252	-	Chain, No. 40, 252 Pitch Including Connector Link (Double Frame Planters)
	GR0912	-	Connector Link, No. 40
11	GA8716	1	Rear Mount
12	GD9229	4	Spacer, 1 1/4" O.D. x 1/2" Long
13	GA7154	4	Sprocket W/Bearing, 18 Tooth
14	G10581	4	Hex Head Cap Screw, 1/2"-13 x 2 1/4"
	G10168	4	Machine Bushing, 1/2", 7 Gauge
	G10228	4	Lock Washer, 1/2"
	G10102	4	Hex Nut, 1/2"-13
15	G10001	-	Hex Head Cap Screw, 3/8"-16 x 1"
	G10229	-	Lock Washer, 3/8"
	G10101	-	Hex Nut, 3/8"-16
16	---	-	See "Driveline, 4 Row 30" on page P52 See "Driveline, 6 Row 30" and 8 Row 30" on page P53
17	G10909	2	Hex Head Cap Screw, 1/2"-13 x 9" (Single Frame Planters)
	G10228	2	Lock Washer, 1/2"
	G10102	2	Hex Nut, 1/2"-13
18	G10968	1	Spring Pin, 5/32" x 7/16"
19	GR1406	1	Bushing
20	GR1405	1	Lock Collar
21	GR1413	2	Spring
22	GR1410	2	Pin
23	GR1408	1	Compression Spring
24	GR1411	1	Shim
25	G10496	2	External Inverted Snap Ring, 1 1/2"
26	GR1412	1	Sprocket, 19 Tooth
27	G10535	1	Hex Socket Set Screw, 3/8"-16 x 3/4"
28	GR1409	1	Knurled Collar
29	GR1407	1	Drive Shaft
A	GA8092	-	Clutch Sprocket Assembly, 19 Tooth (Items 18-29)
B	GA11331	-	Hex Lock Clamp Assembly (Items 3 and 4)
C	G1K331	-	Clutch Sprocket Kit (Items 18, 19 and 26)



ITEM	PART NO.	QTY.	DESCRIPTION
1	GA9872	1	Lockup W/Pin
2	---	-	See "Split Row Lift Cylinder" on page P70
3	GA6761	2	Pin
4	G10581	2	Hex Head Cap Screw, 1/2"-13 x 2 1/4"
	G11389	2	Flat Washer, 1/2" SAE
	G10111	2	Lock Nut, 1/2"-13
5	GA8487	1	Hinge
6	GD7944	1	Mount
7	G10001	2	Hex Head Cap Screw, 3/8"-16 x 1"
	G10229	2	Lock Washer, 3/8"
	G10101	2	Hex Nut, 3/8"-16
8	G10645	2	Hex Head Cap Screw, 1"-8 x 3", Grade 8
	G11394	2	Flat Washer, 1" SAE
	GD11535	2	Bushing, 1 1/2" O.D.
9	---	-	See "Hitch and Frame Assembly/Safety Chain" on page P43
10	GA8488	1	Hitch Extension W/Grease Fittings, 4 Row 30", 6 Row 30" and 8 Row 30"
	G10640	-	Grease Fitting, 1/4"-28 (Included W/GA8488)
11	GD11657	2	Mount
12	GD6027	4	Hose Clamp, 3/4" x 2 1/2" x 2 1/2"
13	G10325	2	Hex Head Cap Screw, 3/8"-16 x 2 3/4"
	G10108	2	Lock Nut, 3/8"-16
14	GD11662	1	Mounting Bracket
15	GA8676	1	Shield
16	G10428	2	Hex Head Cap Screw, 5/8"-11 x 3/4"
17	G10451	2	Cotter Pin, 1/8" x 1"
18	G11396	2	Flat Washer, 1 1/4" SAE
19	GD11559	1	Pin, 1 1/4" x 4 7/8"
20	G10460	2	Cotter Pin, 1/4" x 2"
21	G10001	3	Hex Head Cap Screw, 3/8"-16 x 1"
	G10229	3	Lock Washer, 3/8"
	G11387	3	Flat Washer, 3/8" SAE
22	G10001	1	Hex Head Cap Screw, 3/8"-16 x 1"
23	G10574	2	Carriage Bolt, 1/2"-13 x 1 1/4"
	G11389	2	Flat Washer, 1/2" SAE
	G10111	2	Lock Nut, 1/2"-13

This page left blank intentionally.

(A13595/PT1j)

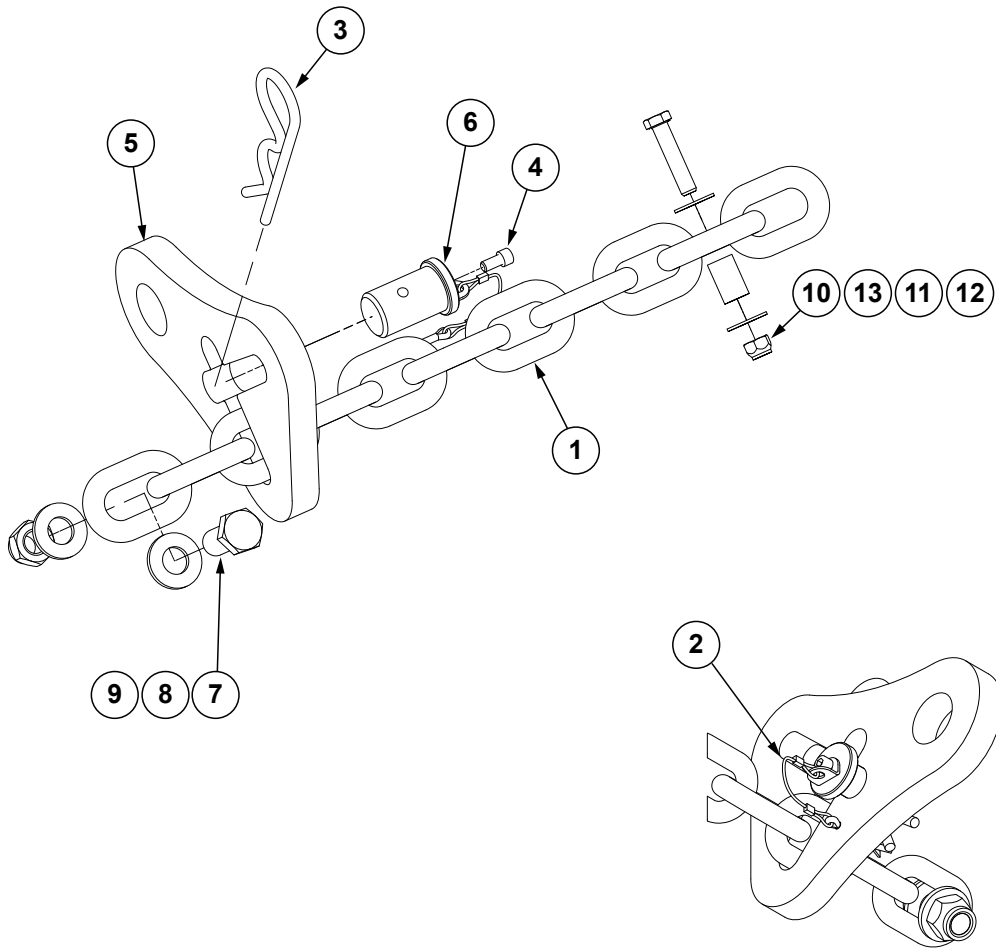


ITEM	PART NO.	QTY.	DESCRIPTION
1	G4100-02	1	Jack Assembly
	GR0255	-	Repair Kit (Chain and Pin)
2	G10169	1	Hex Head Cap Screw, 1 1/4"-7 x 6"
	G10157	1	Lock Nut, 1 1/4"-7
3	GB0156	1	Clevis
4	GD7140	1	Hose Holder
5	G10348	1	Hex Head Cap Screw, 1/2"-13 x 5"
	G11389	1	Flat Washer, 1/2" SAE
	G10228	1	Lock Washer, 1/2"
	G10102	1	Hex Nut, 1/2"-13
6	---	-	See "Split Row Self-Leveling Hitch Extension" on page P40
7	GA9429	-	Center Extension, L.H., Offset, 24"
8	GA9428	-	Center Extension, R.H., Offset, 24"
9	---	-	---
10	---	-	---

ITEM	PART NO.	QTY.	DESCRIPTION
11	G10005	1	Hex Head Cap Screw, 5/8"-11 x 1 3/4"
	G10107	1	Lock Nut, 5/8"-11
12	G10017	1	Hex Head Cap Screw, 1/2"-13 x 1 1/2"
	G11389	1	Washer, 1/2" SAE
	G10111	1	Lock Nut, 1/2"-13
13	GA7909	1	Jack Adjustment Bracket
14	GD5888	1	Spring
15	GA8670	1	Hitch
16	G10048	2	Hex Head Cap Screw, 3/8"-16 x 2"
	G10108	2	Lock Nut, 3/8"-16
17	GD5875	2	Hose Clamp
18	GA5197	-	Spacer
19	G10048	-	Hex Head Cap Screw, 3/8"-16 x 2"
	G10108	-	Lock Nut, 3/8"-16
20	G10993	4	Hex Head Cap Screw, 1"-8 x 8 1/2", Grade 8
	G10647	4	Hex Nut, 1"-8, Grade 8
21	GD6027	-	Hose Clamp, 3/4" x 2 1/2" x 2 1/2"
22	A8011	1	Double Frame Toolbar, 7" x 5" x 120", 4 Row 30" (Non-Stock Item)
	A8013	-	Double Frame Toolbar, 7" x 5" x 180", 6 Row 30" (Non-Stock Item)
	A8015	-	Double Frame Toolbar, 7" x 5" x 240", 8 Row 30" (Non-Stock Item)
23	GA9007	-	Hitch Extension W/Hose Clamps and Hardware
	GD6027	-	Hose Clamp, 3/4" x 2 1/2" x 2 1/2" (Included W/GA9007)
	G10048	-	Hex Head Cap Screw, 3/8"-16 x 2" (Included W/GA9007)
	G10108	-	Lock Nut, 3/8"-16 (Included W/GA9007)
24	G10903	-	Cap Plug
25	G10895	8	Hex Head Cap Screw, 3/4"-10 x 8 1/2"
	G10112	8	Lock Nut, 3/4"-10
26	GD1113	-	U-Bolt, 5" x 7" x 5/8"-11
	G10230	-	Lock Washer, 5/8"
	G10104	-	Hex Nut, 5/8"-11
27	GA4265	-	Straight Extension
28	G10061	4	Hex Head Cap Screw, 3/8"-16 x 3 1/2"
	G11387	4	Flat Washer, 3/8" SAE
	G10108	4	Lock Nut, 3/8"-16
29	G11085	4	Flanged Cap Screw, 12 Point, 1"-14 x 3"
30	GA9427	-	Hitch/Center Extension, L.H., Straight, 24"
31	GA9426	-	Hitch/Center Extension, R.H., Straight, 24"
32	GA9439	-	End Extension, L.H.
33	GD1114	-	U-Bolt, 7" x 7" x 5/8"-11
	G10230	-	Lock Washer, 5/8"
	G10104	-	Hex Nut, 5/8"-11
34	A8016	1	Toolbar, 7" x 7" x 120", 4 Row 30" (Non-Stock Item)
	A8018	-	Toolbar, 7" x 7" x 180", 6 Row 30" (Non-Stock Item)
	A8020	-	Toolbar, 7" x 7" x 240", 8 Row 30" (Non-Stock Item)
35	GD29221	2	Hitch Clamp
36	GA9438	-	End Extension, R.H.

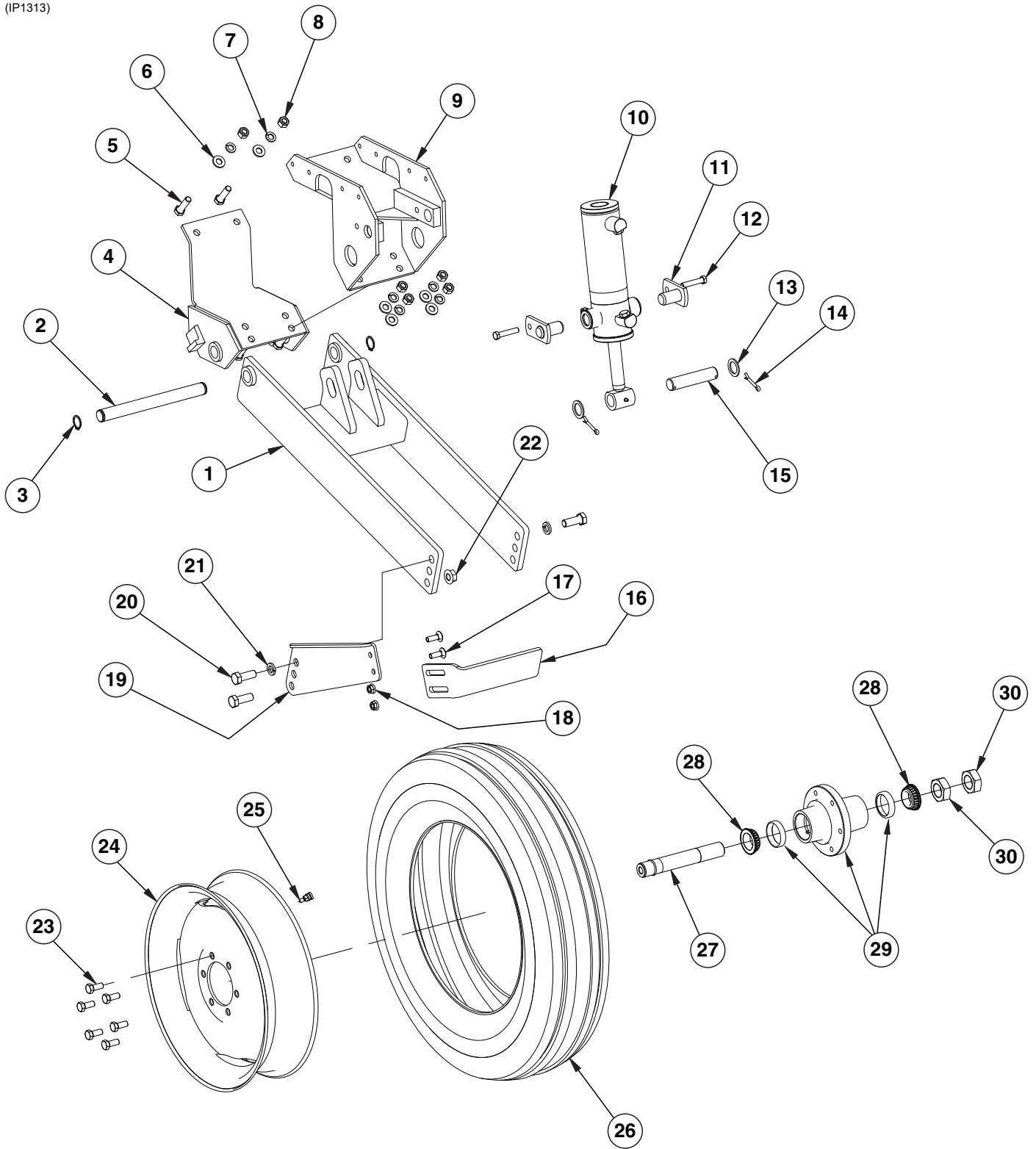
This page left blank intentionally.

(PT2)



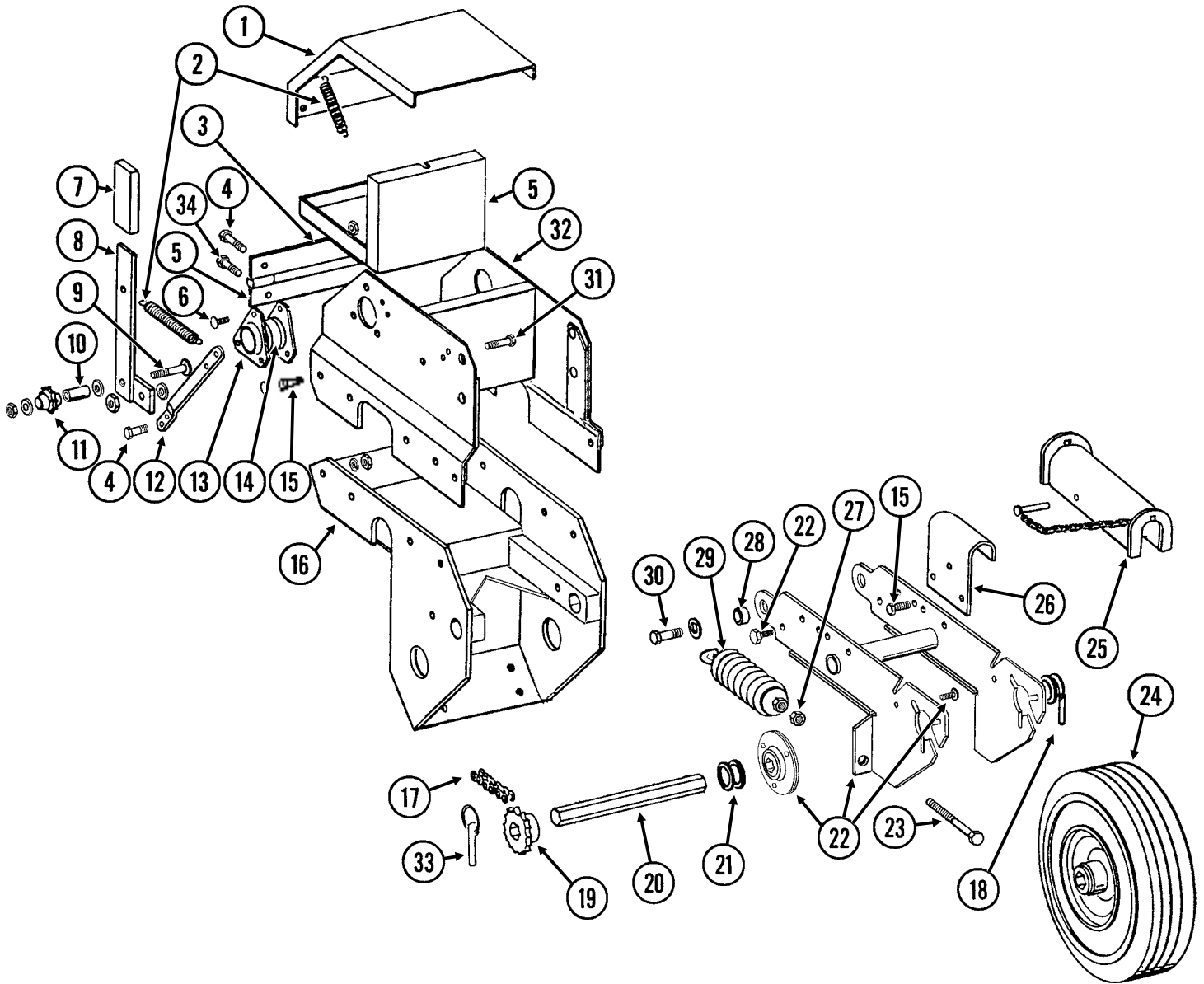
ITEM	PART NO.	QTY.	DESCRIPTION
1	G3324-01	1	Safety Chain, 13MM Grade 70, 97½"
2	GD35339	1	Looped Tether W/Tabs and Cotter Pin
3	G10671	1	Hairpin Cotter, ⅜" x 3¼"
4	G11874	1	Hex Socket Head Cap Screw, ¼"-20 x ½"
5	GD35127	1	Single Chain Latch
6	GD35340	1	Chain Latch Pin
7	G10007	1	Hex Head Cap Screw, ⅝"-11 x 1½"
8	G11391	2	Flat Washer, ⅝" SAE
9	G10107	1	Lock Nut, ⅝"-11
10	G10108	1	Lock Nut, ⅝"-16
11	GD8893-07	1	Sleeve, 1" Long
12	G10047	1	Hex Head Cap Screw, ⅜"-16 x 1¾"
13	G10210	2	Washer, ⅜" USS
A	G9948X	-	⅜" Transport Safety Chain Package (Items 1-13)

(IP1313)



ITEM	PART NO.	QTY. (Per Assy.)	DESCRIPTION
1	GA14349	1	Wheel Module
2	GD20461	1	Pin, 1¼" x 13"
3	G11400	2	Retaining Ring, 1¼"
4	GA14348	1	Lower Half Clamp
5	G10006	6	Hex Head Cap Screw, ⅝"-11 x 2¼"
6	G11391	6	Flat Washer, ⅝" SAE
7	G10230	6	Lock Washer, ⅝"
8	G10104	6	Hex Nut, ⅝"-11
9	GA5122	1	Wheel Tower Clamp
10	---	1	See "Master Lift Cylinder" on page P65 See "Contact Wheel and Arm Assembly" on page P50
11	GA5121	2	Pin, 2⅝"
12	G10053	2	Hex Head Cap Screw, ½"-13 x 2 ½"
	G10111	2	Lock Nut, ½"-13
13	G10159	4	Washer, 1⅞"
14	G10460	2	Cotter Pin, ¼" x 2"
15	GD5841	1	Pin, 1¼" x 5⅝"
16	GD34178	1	Slotted Scrapper
17	G10636	2	Carriage Bolt, ½"-13 x 1½"
18	G10071	2	Serrated Flange Nut, ½"-13
19	GD20456	1	Short Scrapper Arm
20	G10026	3	Hex Head Cap Screw, ¾"-10 x 2"
21	G10231	2	Lock Washer, ¾"
22	G11314	1	Serrated Flange Nut, ¾"-10
23	GR0270	6	Lug Bolt, ⅞"-18
24	GA14413	1	Rim, 5.50" x 20"
25	GA7434	1	Valve Stem
26	GD13401	1	Tire, 7.50" x 20", 8 Ply, Tubeless W/O Center Rib (Specify Brand*)
27	GA4376	1	Spindle Assembly
	GD11490	1	Round External Retaining Ring (Included W/GA4376)
	GD11458	1	Spindle (Included W/GA4376)
28	GA24825	2	Bearing
29	GA24826	1	Hub W/Cups, 6 Bolt
	GR0434	2	Cup (Included W/GA24826)
30	G11081	2	Hex Jam Nut, 1½"-12, Grade 2
A	GA24828	1	Hub and Spindle Assembly (Items 27-30)
C	GA14412	1	Tire and Rim Assembly (Items 24-26) (Specify Brand*)

* Specific brand requests will be supplied only as available from current Kinze Repair Parts stock. If a specific brand requested is not in stock, the brand available will be supplied.



ITEM	PART NO.	QTY. (Per Assy.)	DESCRIPTION
1	GD5791	1	Cover
	G10860	-	Retaining Ring, 3/8"
	G10870	-	Clevis Pin, 3/8" x 1"
2	GD5857	2	Spring
3	GA13790	1	Slip Joint Assembly
4	GD5789	1	Hinge W/Pins, Female (Included W/GA13790)
	GD5790	1	Hinge W/Pins, Male (Included W/GA13790)
5	G10064	4	Hex Head Cap Screw, 1/4"-20 x 1"
	G10621	4	Serrated Flange Nut, 1/4"-20
6	GA7235	1	Tool Box Insert
7	G10303	-	Carriage Bolt, 5/16"-18 x 1"
	G11386	-	Washer, 5/16" SAE (As Required)
	G10620	-	Serrated Flange Nut, 5/16"-18
	GD5827	1	Cover

Contact Wheel and Arm Assembly

Model 3005

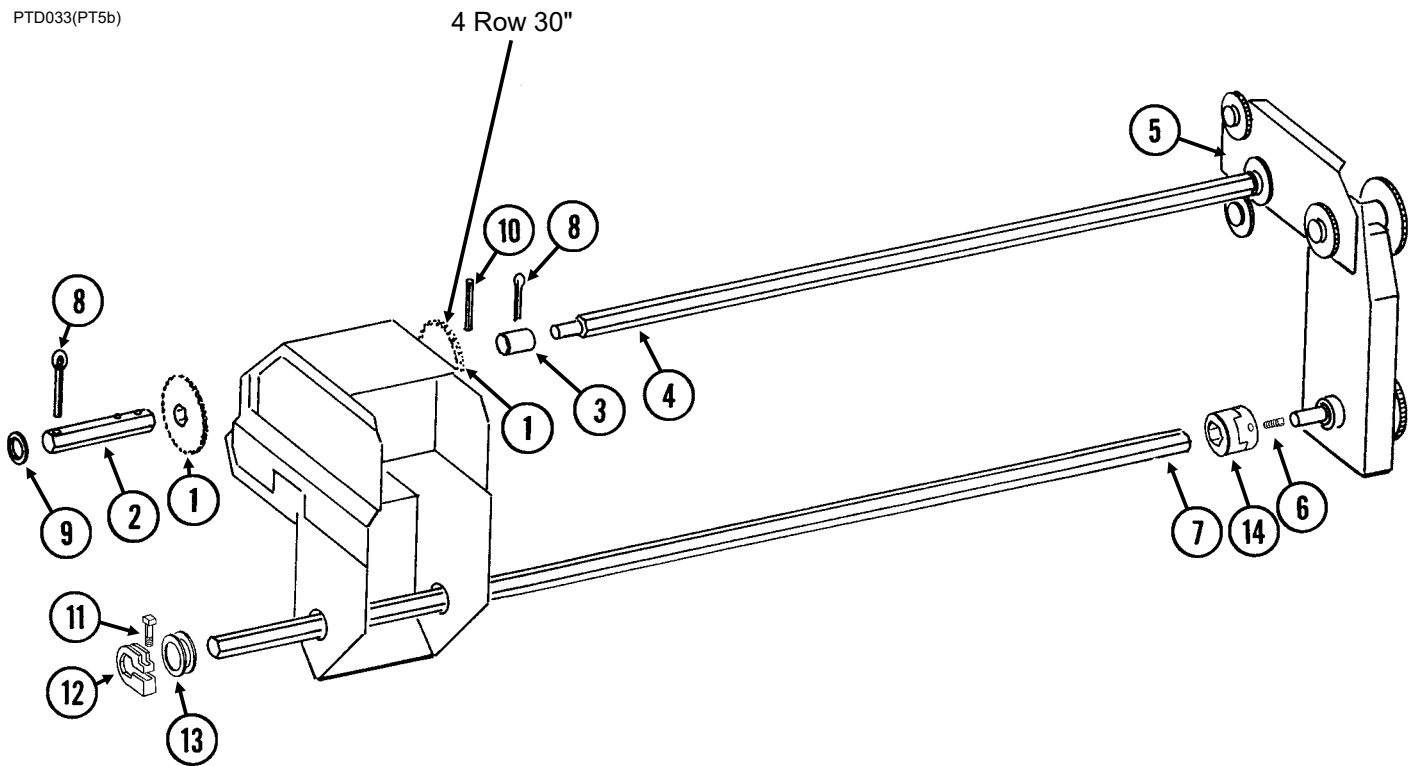
M0298-02

ITEM	PART NO.	QTY. (Per Assy.)	DESCRIPTION
8	GA5157	1	Idler Arm, L.H.
	GA5158	-	Idler Arm, R.H.
9	G10306	1	Carriage Bolt, 3/8"-16 x 2"
	G11387	-	Flat Washer, 3/8" SAE (As Required)
	G10108	1	Lock Nut, 3/8"-16
10	GD1026	1	Sleeve, 1 3/16" Long
11	GD7426	1	Sprocket, 12 Tooth
12	GD5860	1	Bar
13	G3400-01	-	Flangette
14	G2100-03	-	Bearing, 7/8" Hex Bore, Spherical
15	G10004	8	Hex Head Cap Screw, 3/8"-16 x 1 1/4"
	G10622	8	Serrated Flange Nut, 3/8"-16
16	---	-	See "Transport and Ground Drive Wheel Assembly" on page P48
17	G3310-132	1	Chain, No. 40, 132 Pitch Including Connector Link
	GR0912	-	Connector Link, No. 40
18	G10602	1	Spring Pin, 1/4" x 1 1/2"
19	GA5105	1	Sprocket, 15 Tooth
20	GD6825-10.5	1	Hex Shaft, 7/8" x 10 1/2" (2 Holes)
21	G10233	6	Machine Bushing, 1", 10 Gauge
22	A7370	1	Arm W/Flanged Bearings and Hardware (Non-Stock Item) (Sub G1K253)
	G10303	6	Carriage Bolt, 5/16"-18 x 1" (Included W/A7370)
	G10620	6	Serrated Flange Nut, 5/16"-18 (Included W/A7370)
	GA9846	2	Flanged Bearing, 7/8" Hex Bore (Included W/A7370)
	G10055	2	Hex Head Cap Screw, 5/8"-11 x 1 1/4" (Stop Bolt) (Included W/A7370)
	G10107	2	Lock Nut, 5/8"-11 (Included W/A7370)
23	G11232	2	Hex Head Cap Screw, 1/2"-13 x 4", Grade 5
24	GA5090	1	Tire and Rim Assembly (Specify Brand*)
	GD5753	-	Tire, 4.10" x 6" (Specify Brand*) (Included W/GA5090)
	GD5752	-	Inner Tube (Included W/GA5090)
25	GA9870	-	Lockup W/Pin
	G10874	-	Detent Pin, 1/2" x 3 1/2" Grip (Included W/GA9870)
26	GD7944	1	Mount
27	G10501	2	Hex Jam Nut, 1/2"-13, Grade 2
28	GB0218	2	Bushing, 2 1/32" I.D. x 7/8" O.D. x 1 9/32" Long
29	GA2068	2	Spring W/Plug
30	G10005	2	Hex Head Cap Screw, 5/8"-11 x 1 3/4"
	G10235	6	Machine Bushing, 7/8", 14 Gauge
	G11391	2	Flat Washer, 5/8" SAE
	G10107	2	Lock Nut, 5/8"-11
31	G10004	1	Hex Head Cap Screw, 3/8"-16 x 1 1/4"
	G10229	1	Lock Washer, 3/8"
	G10370	1-2	Machine Bushing, 3/8", 22 Gauge
	GD5756	1	Special Nut, 3/8"-16
32	GA5118	1	Mount
33	GD2558	1	Lynch Pin, 1/4"
34	G10064	2	Hex Head Cap Screw, 1/4"-20 x 1"
	G11385	2	Flat Washer, 1/4" SAE
	G10227	2	Lock Washer, 1/4"
	G10103	2	Hex Nut, 1/4"-20

A G1K253 - Contact Wheel Arm Replacement Kit, (Items 18, 20, 22, 23 and 27)

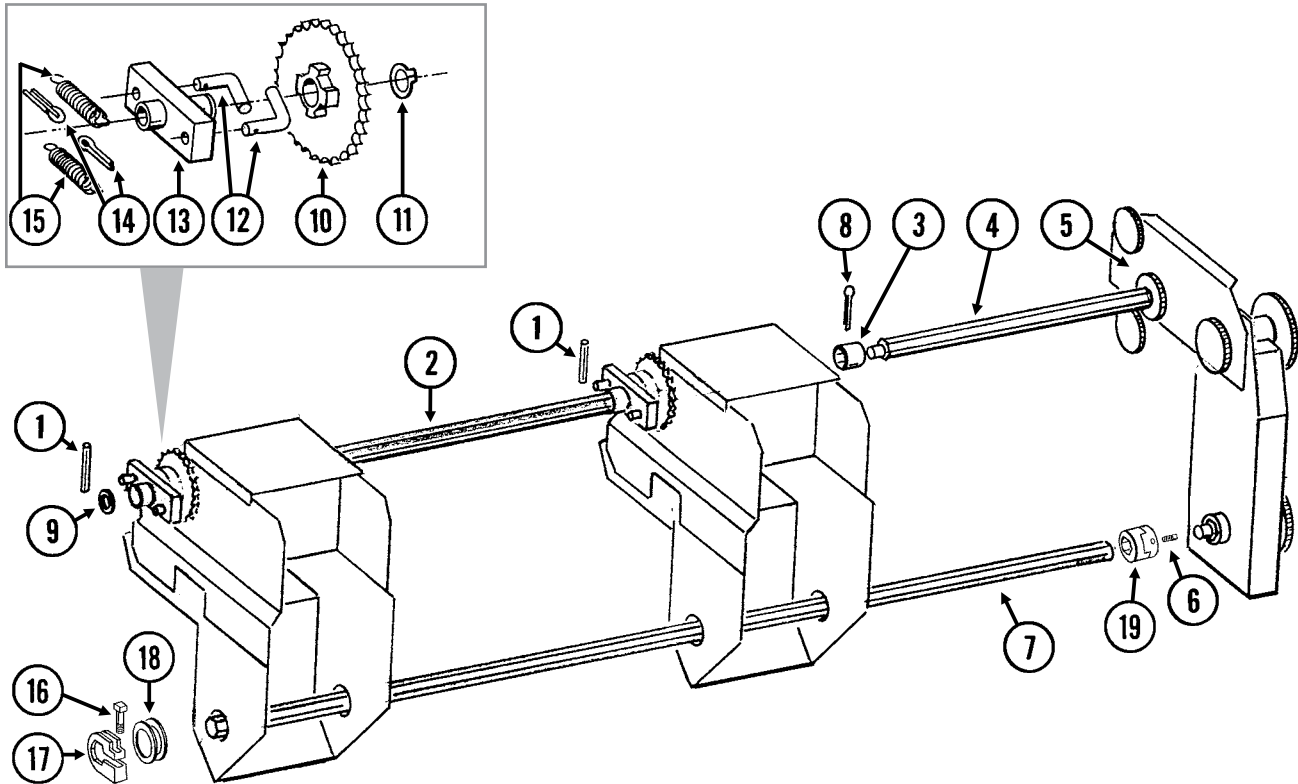
* Specific brand requests will be supplied only as available from current Kinze Repair Parts stock. If a specific brand requested is not in stock, the brand available will be supplied. Different brand tires may have different diameters. Change in tire brand may affect rates. Field checks are recommended after any change in contact tires.

PTD033(PT5b)



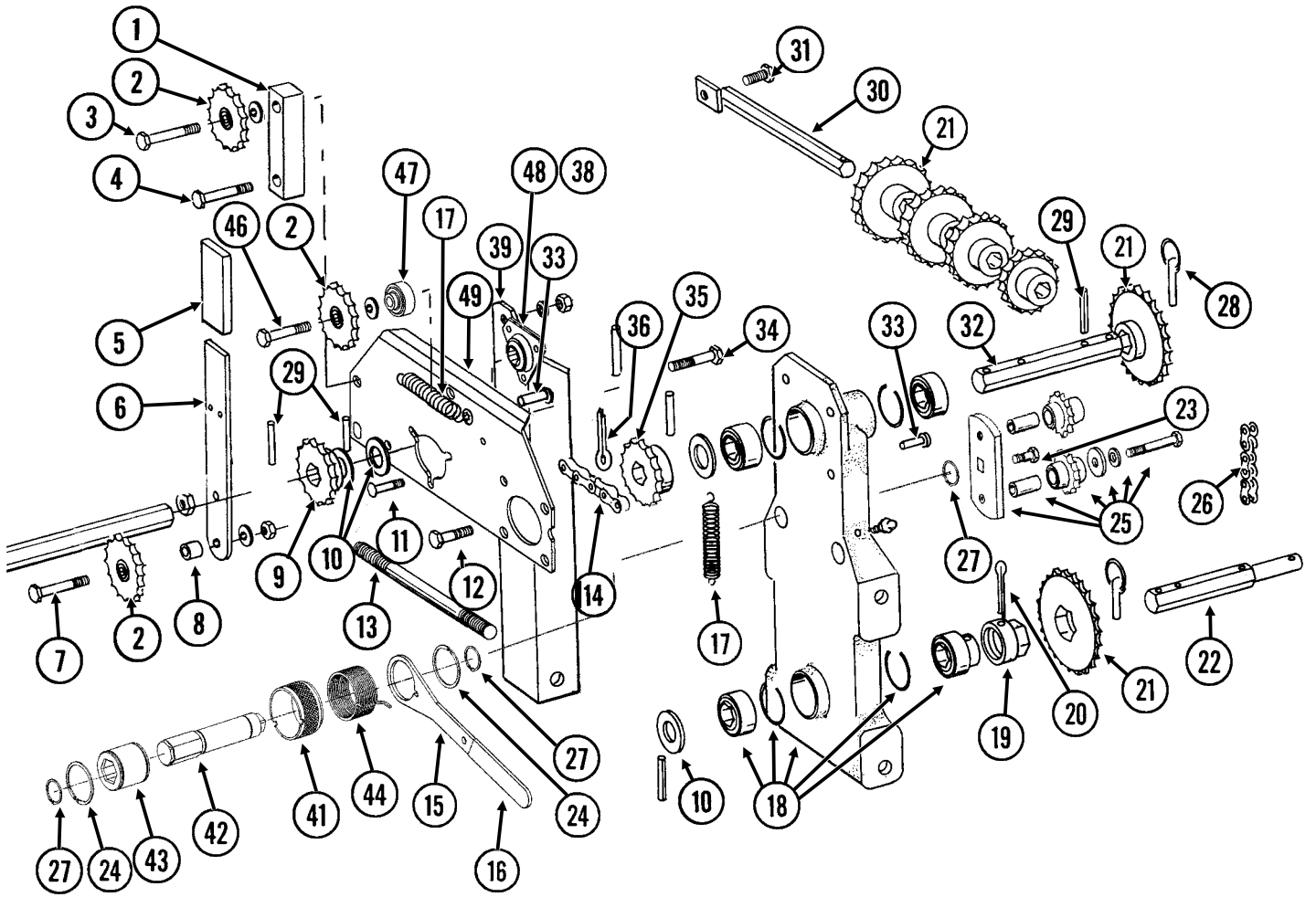
ITEM	PART NO.	QTY.	DESCRIPTION
1	GA5114	1	Sprocket, 30 Tooth
2	GD7819	1	Hex Shaft, 7/8" x 15 1/4" (3 Holes), 4 Row 30"
3	GD5961	1	Coupler, 2 1/4"
4	GD5885-02	1	Hex Shaft, 7/8" x 19" (6 Holes), 4 Row 30"
5	---	-	See "Seed Rate Transmission Assembly" on page P54
6	G10131	4	Square Head Set Screw, 5/16"-18 x 3/4"
7	GD0914-109	1	Hex Shaft, 7/8" x 109" (No Holes), 4 Row 30"
8	G10460	2	Cotter Pin, 1/4" x 2"
9	G10233	-	Machine Bushing, 1", 10 Gauge (As Required)
10	G10602	1	Spring Pin, 1/4" x 1 1/2"
11	G10130	1	Square Head Machine Bolt, 5/16"-18 x 1 3/4"
	G10923	1	Flange Nut, 5/16"-18, No Serration
12	GD11045	1	Lock Clamp
13	G10233	2	Machine Bushing, 1", 10 Gauge
14	GB0287	2	Coupler

PTD016/PTD034(PT6/PT7c)



ITEM	PART NO.	QTY.	DESCRIPTION
1	G10602	2	Spring Pin, 1/4" x 1 1/2"
2	GD5884-01	1	Hex Shaft, 7/8" x 36" (3 Holes), 6 Row 30" and 8 Row 30"
3	GD5961	1	Coupler, 2 1/4"
4	GD5885-01	1	Hex Shaft, 7/8" x 30" (6 Holes), 6 Row 30" and 8 Row 30"
5	---	-	See "Seed Rate Transmission Assembly" on page P54
6	G10131	4	Square Head Set Screw, 5/16"-18 x 3/4"
7	GD0914-170	1	Hex Shaft, 7/8" x 170" (No Holes), 6 Row 30"
	GD0914-230	-	Hex Shaft, 7/8" x 230" (No Holes), 8 Row 30"
8	G10460	2	Cotter Pin, 1/4" x 2"
9	G10233	-	Machine Bushing, 1", 10 Gauge (As Required)
10	GA5165	1	Sprocket, 30 Tooth
11	G10430	1	External Retaining Ring, 1 1/4"
12	GD1255	2	L-Pin
13	GA0378	1	Block and Hub Assembly
14	G10453	2	Cotter Pin, 3/16" x 1"
15	GD1256	2	Spring
16	G10130	1	Square Head Machine Bolt, 5/16"-18 x 1 3/4"
	G10923	1	Flange Nut, 5/16"-18, No Serration
17	GD11045	1	Lock Clamp
18	G10233	2	Machine Bushing, 1", 10 Gauge
19	GB0287	2	Coupler
A	GA5164	-	Ratchet/Sprocket Assembly, Includes: (2) GD1256, (2) G10464,
B	GA11331	-	Hex Lock Clamp Assembly (Items 16 and 17)

(PT8k/PT8mm)



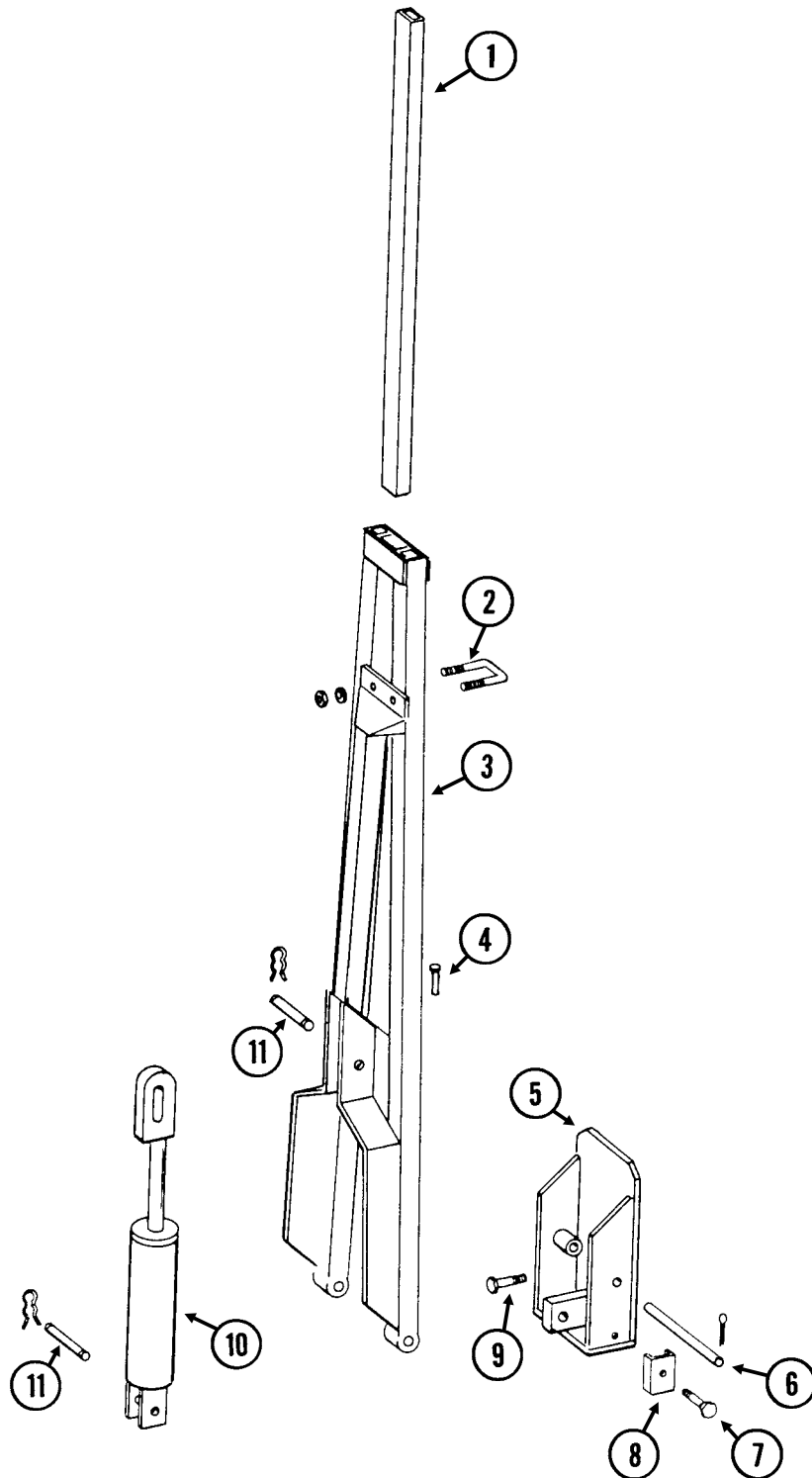
ITEM	PART NO.	QTY.	DESCRIPTION
1	GD12571	-	Spacer, 1" x 4"
2	GA7154	1	Sprocket W/Bearing, 18 Tooth
3	G10033	1	Hex Head Cap Screw, 1/2"-13 x 3 1/2"
	G10128	-	Machine Bushing, 1/2", 14 Gauge (As Required)
	G10228	1	Lock Washer, 1/2"
	G10102	1	Hex Nut, 1/2"-13
4	G10053	1	Hex Head Cap Screw, 1/2"-13 x 2 1/2"
	G10228	1	Lock Washer, 1/2"
	G10102	1	Hex Nut, 1/2"-13
5	GD5827	1	Cover
6	GD31450	1	Arm
7	G10053	1	Hex Head Cap Screw, 1/2"-13 x 2 1/2"
	G10128	-	Machine Bushing, 1/2", 14 Gauge (As Required)
	G10111	1	Lock Nut, 1/2"-13
8	GD4887-01	1	Sleeve, 1/2" I.D. x 5/8" Long
9	GA5105	1	Sprocket, 15 Tooth
10	G10233	-	Machine Bushing, 1", 10 Gauge
11	G10303	3	Carriage Bolt, 5/16"-18 x 1"
	G10232	3	Lock Washer, 5/16"
	G10106	3	Hex Nut, 5/16"-18
12	G10037	3	Hex Head Cap Screw, 1/2"-13 x 1 1/4"
	G10228	3	Lock Washer, 1/2"
	G10102	3	Hex Nut, 1/2"-13
13	G10177	2	Hex Head Cap Screw, 5/8"-11 x 9 1/2"
	G10230	2	Lock Washer, 5/8"
	G10104	2	Hex Nut, 5/8"-11
14	G3310-92	1	Chain, No. 40, 92 Pitch Including Connector Link
	G3310-100	-	Chain, No. 40, 100 Pitch Including Connector Link, Used With Half Rate (2 To 1) Drive Reduction
	GR0912	-	Connector Link, No. 40
15	GD14431	1	Handle
16	G11078	1	Vinyl Cap
17	GD5857	2	Spring
18	GA5629	1	Transmission Plate W/Bearings, Grease Fittings and Retaining Rings
	GA5116	3	Bearing, 7/8" Hex Bore, Cylindrical (Included W/GA5629)
	GA5624	1	Special Bearing, 7/8" Hex Bore x 1.6" (Included W/GA5629)
	GD6551	4	Ring (Included W/GA5629)
	G10640	-	Grease Fitting, 1/4"-28 (Included W/GA5629)
19	GD7127	1	Shear Coupler
20	G10821	1	Clevis Pin, 3/16" x 2"
	G10455	1	Cotter Pin, 1/16" x 1/2"
21	GA5106	1	Sprocket, 17 Tooth
	GA5107	1	Sprocket, 19 Tooth
	GA5108	2	Sprocket, 23 Tooth
	GA5109	1	Sprocket, 24 Tooth
	GA5110	1	Sprocket, 25 Tooth
	GA5111	1	Sprocket, 26 Tooth
	GA5112	1	Sprocket, 27 Tooth
	GA5113	1	Sprocket, 28 Tooth
22	GD7822	1	Shaft, 7/8" x 7"
23	G11100	1	Hex Socket Button Head Cap Screw, 1/4"-20 x 1/2", Grade 8
	G10227	1	Lock Washer, 1/4"
	G11453	1	Fender Washer, 1/4"
24	G10496	2	External Inverted Snap Ring, 1 1/2"

Continued on next page.

ITEM	PART NO.	QTY.	DESCRIPTION
25	GA7336	1	Idler W/Bolt-On Sprockets
	GD7426	-	Sprocket, 12 Tooth (Included W/GA7336)
	GD1026	-	Sleeve, 1 $\frac{3}{16}$ " Long (Included W/GA7336)
	G11387	-	Flat Washer, $\frac{3}{8}$ " SAE (Included W/GA7336)
	G10229	-	Lock Washer, $\frac{3}{8}$ " (Included W/GA7336)
	G10047	-	Hex Head Cap Screw, $\frac{3}{8}$ "-16 x 1 $\frac{3}{4}$ " (Included W/GA7336)
26	G3310-80	1	Chain, No. 40, 80 Pitch Including Connector Link
	GR0912	-	Connector Link, No. 40
27	G11075	3	External Inverted Snap Ring, $\frac{7}{8}$ "
28	GD2558	3	Lynch Pin, $\frac{1}{4}$ "
29	G10602	5	Spring Pin, $\frac{1}{4}$ " x 1 $\frac{1}{2}$ "
30	GA5146	1	Sprocket Storage Rod
31	G10017	1	Hex Head Cap Screw, $\frac{1}{2}$ "-13 x 1 $\frac{1}{2}$ "
	G10527	1	Lock Washer, $\frac{1}{2}$ ", Internal/External
	G10111	1	Lock Nut, $\frac{1}{2}$ "-13
32	GD5835	1	Shaft, $\frac{7}{8}$ " x 7"
33	G10870	1	Clevis Pin, $\frac{3}{8}$ " x 1"
	G10860	1	Retaining Ring, $\frac{3}{8}$ "
34	G10004	1	Hex Head Cap Screw, $\frac{3}{8}$ "-16 x 1 $\frac{1}{4}$ "
	G10229	1	Lock Washer, $\frac{3}{8}$ "
	G11387	1	Flat Washer, $\frac{3}{8}$ " SAE
	GD15538	2	Spacer, $\frac{3}{8}$ " I.D. x $\frac{7}{8}$ " O.D., 7 Gauge
	GD5756	1	Special Nut, $\frac{3}{8}$ "-16
35	GA5106	1	Sprocket, 17 Tooth, Standard Drive
	GA5202	-	Sprocket, 34 Tooth, Half Rate (2 To 1) Drive Reduction
36	G10460	1	Cotter Pin, $\frac{1}{4}$ " x 2"
37	G2100-03	1	Bearing, $\frac{7}{8}$ " Hex Bore, Spherical
38	G3400-01	2	Flangette
39	GD30624	1	Angle Support, R.H.
40	---	---	---
41	GD19343	1	Release Collar, R.H.
42	GD14427	1	Tightener Shaft, 4 $\frac{7}{8}$ "
43	GD14432	1	Sleeve, 1 $\frac{1}{4}$ "
44	GD14413	1	Torsion Spring, L.H. (Used On R.H. Wrap Spring Wrench)
45	---	---	---
46	G10038	1	Hex Head Cap Screw, $\frac{1}{2}$ "-13 x 3"
	G10128	-	Machine Bushing, $\frac{1}{2}$ ", 14 Gauge (As Required)
	G10111	1	Lock Nut, $\frac{1}{2}$ "-13
47	GB0259	-	Spacer, 1"
48	G2100-03	-	Bearing, $\frac{7}{8}$ " Hex Bore, Spherical
49	GD30622	-	Reverser Plate
A	G1K378	-	Wrap Spring Wrench Replacement Kit, Blue Collar, R.H. (Items 15, 16, 23, 24, 27 and 41-44)

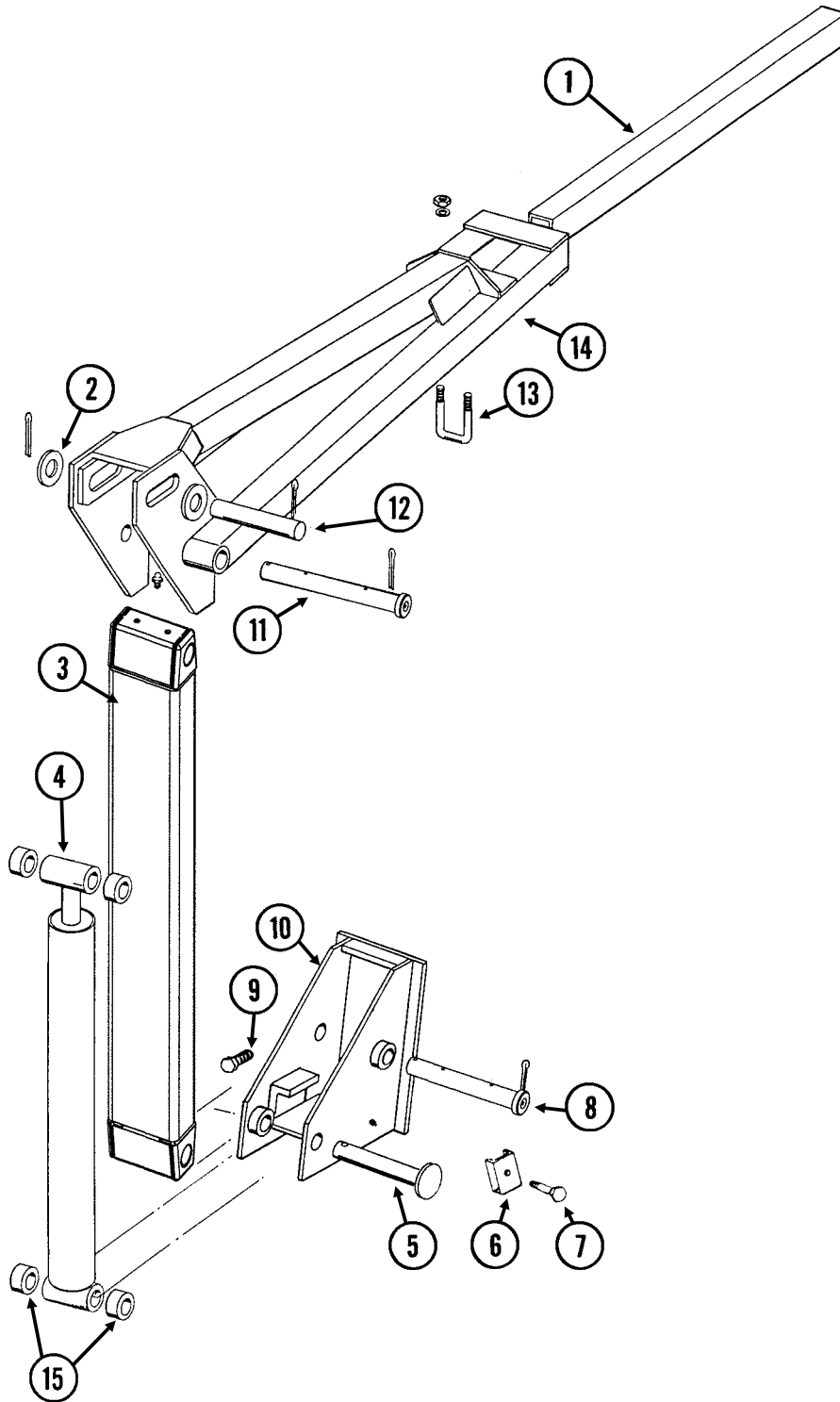
This page left blank intentionally.

MKR010(MKR1a)



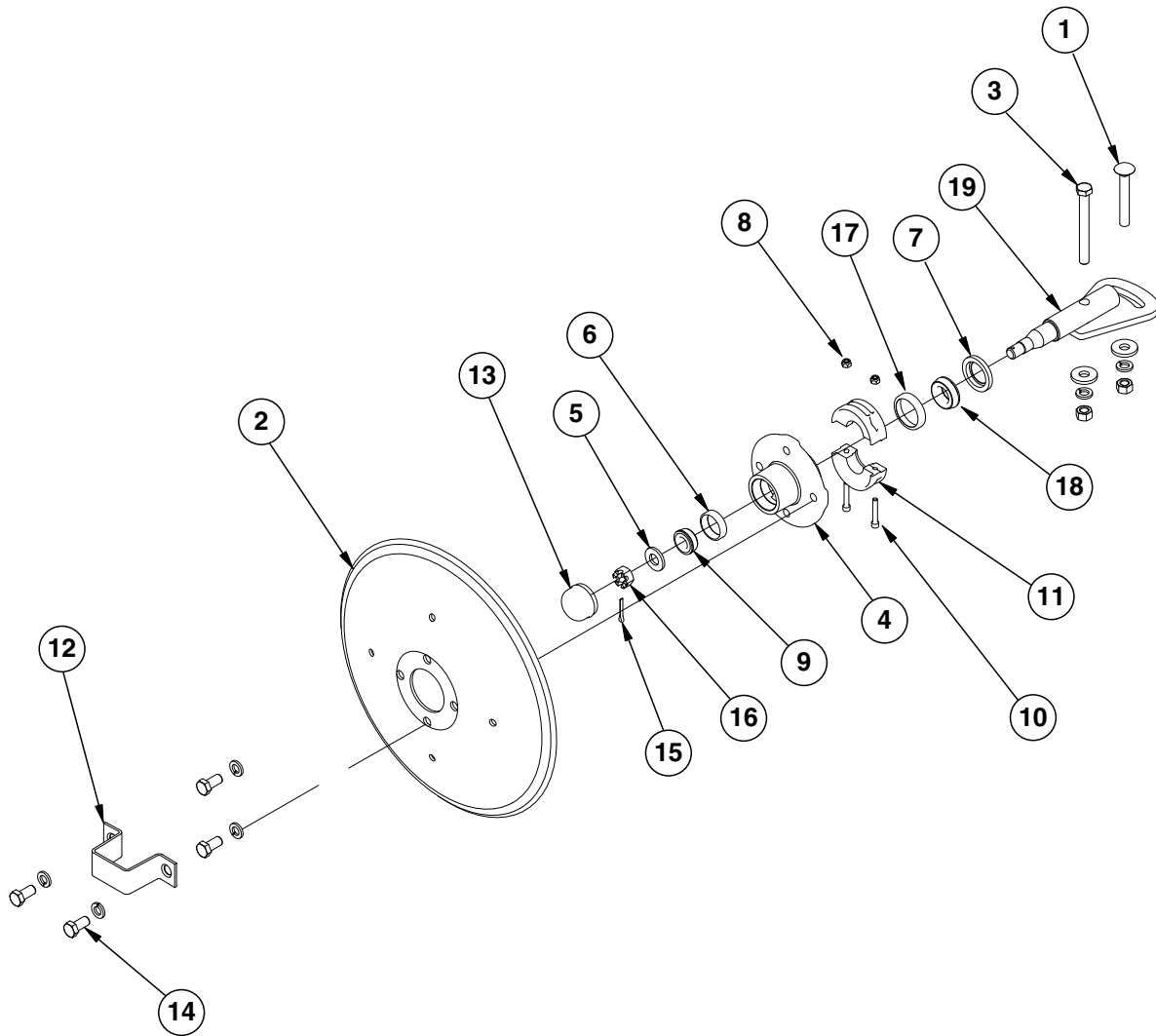
ITEM	PART NO.	QTY. (Per Assy.)	DESCRIPTION
1	GD0453-02	1	Extension Tube, 40", 4 Row 30"
	GD0453-06	-	Extension Tube, 30", 4 Row 30" W/Optional Split Row Package
	GD0453-07	-	Extension Tube, 45", 6 Row 30"
2	GD2721	1	U-Bolt, 2" x 2" x 1/2"-13
	G10228	2	Lock Washer, 1/2"
	G10102	2	Hex Nut, 1/2"-13
3	GA5175	1	Arm W/Grease Fittings, 31 1/2", 4 Row 30"
	GA5183	-	Arm W/Grease Fittings, 58 1/2", 6 Row 30"
	G10640	-	Grease Fitting, 1/4"-28 (Included W/GA5175, GA5184, or GA5183)
4	GD0462	1	Safety Lockup Pin
	G10670	1	Hair Pin Clip, No. 3
	G10187	1	Spring Pin, 5/32" x 2"
5	GA5177	1	Mount W/Grease Fittings, 4 Row 30"
	GA5178	-	Mount W/Grease Fittings, 6 Row 30"
	G10640	-	Grease Fitting, 1/4"-28 (Included W/GA5177 or GA5178)
6	GD0438	1	Pin, 13 1/2"
	G10460	2	Cotter Pin, 1/4" x 2"
7	G10133	1	Hex Head Cap Screw, 5/16"-18 x 1 1/2"
	G10109	1	Lock Nut, 5/16"-18, Grade 8
8	GD5892	1	Hose Clamp, 5/8" x 1 1/2" x 1 1/2"
9	G10008	4	Hex Head Cap Screw, 5/8"-11 x 2"
	G10230	4	Lock Washer, 5/8"
10	---	-	See "Row Marker Cylinder, 4 Row 30" and 6 Row 30" on page P68
11	GR0962	1	Pin, 1" x 3 3/8"
	GR0193	2	Hair Pin Clip

MKR006/MKR009(MKR2ff)



ITEM	PART NO.	QTY. (Per Assy.)	DESCRIPTION
1	GD0453-03	1	Extension Tube, 50", 8 Row 30"
2	G11396	2	Flat Washer, 1¼" SAE
3	GA11591	-	Arm, First Stage
4	---	-	See "Row Marker Cylinder, 4 Row 30" and 6 Row 30" on page P68
5	GD15386	1	Pin, 1¼" x 7 ⁵ / ₈ "
	G10460	1	Cotter Pin, ¼" x 2"
6	GD5875	1	Hose Clamp
7	G10133	1	Hex Head Cap Screw, 5 ¹ / ₁₆ "-18 x 1½"
	G10109	1	Lock Nut, 5 ¹ / ₁₆ "-18, Grade 8
8	GD21142	1	Pin W/Grease Fitting, 1¼" x 9½"
	G11400	1	Retaining Ring, 1¼"
	G10640	1	Grease Fitting, ¼"-28
	G10159	2	Washer, 1 ⁷ / ₈ ", 10 Gauge (.1345")
	G10460	1	Cotter Pin, ¼" x 2"
	G10049	1	Hex Head Cap Screw, 3 ⁸ / ₁₆ "-16 x 2½"
	G10108	1	Lock Nut, 3 ⁸ / ₁₆ "-16
9	G10879	4	Flanged 12 Point Bolt, 5 ⁸ "-11 x 2", Special Hardened
10	GA5130	1	Mount
11	GD21143	1	Pin W/Grease Fitting, 1¼" x 9½"
	G11400	1	Retaining Ring, 1¼"
	G10640	1	Grease Fitting, ¼"-28
	G10159	2	Washer, 1 ⁷ / ₈ ", 10 Gauge (.1345")
	G10460	1	Cotter Pin, ¼" x 2"
	G10049	1	Hex Head Cap Screw, 3 ⁸ / ₁₆ "-16 x 2½"
	G10108	1	Lock Nut, 3 ⁸ / ₁₆ "-16
12	GD2161	1	Pin, 1¼" x 8¼"
	G10460	2	Cotter Pin, ¼" x 2"
13	GD2721	1	U-Bolt, 2" x 2" x ½"-13
	G10228	2	Lock Washer, ½"
	G10102	2	Hex Nut, ½"-13
14	GA5188	1	Arm, Second Stage, 35", 6 Row 36"/38"
15	GD0752-41	-	Sleeve, 1" (If Applicable)

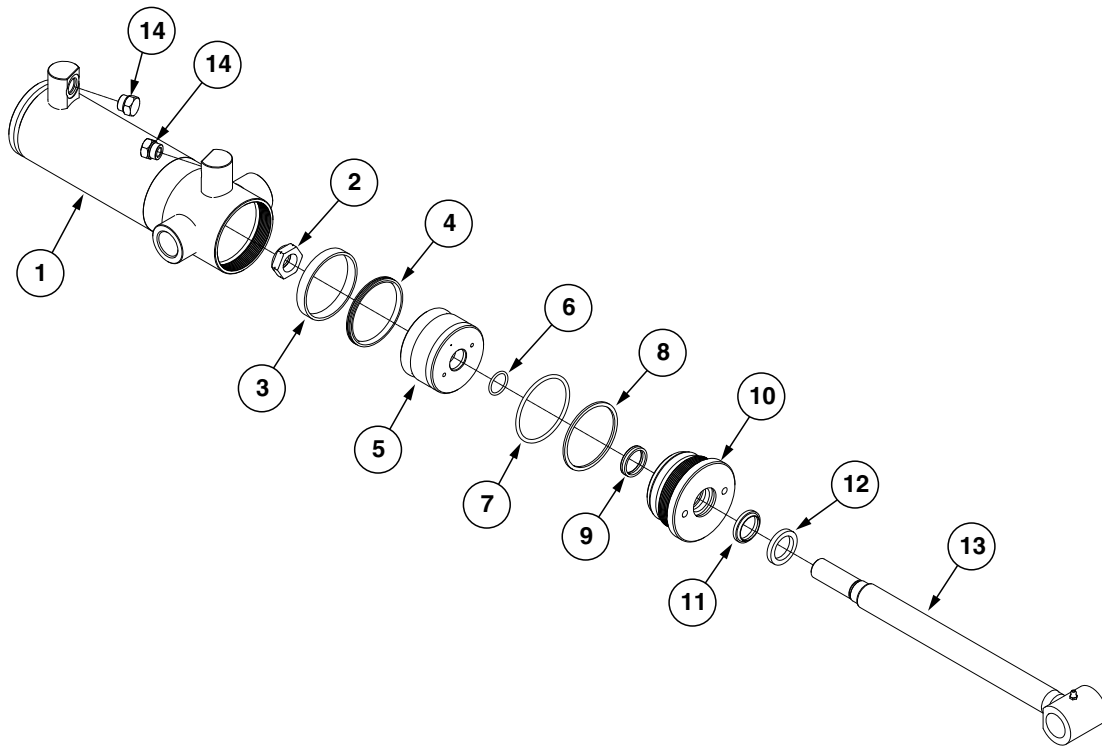
IP1035aa



ITEM	PART NO.	QTY. (Per Assy.)	DESCRIPTION
1	G10844	1	Carriage Bolt, 1/2"-13 x 3 1/2"
	G10168	2	Machine Bushing, 1/2", 7 Gauge
	G10228	2	Lock Washer, 1/2"
	G10102	2	Hex Nut, 1/2"-13
2	GD0746	1	Disc Blade, Solid, 16" (Shown)
	GD10283	-	Disc Blade, Notched, 16" (Optional)
3	G10045	1	Hex Head Cap Screw, 1/2"-13 x 4 1/2"
	G10168	2	Machine Bushing, 1/2", 7 Gauge
	G10228	2	Lock Washer, 1/2"
	G10102	2	Hex Nut, 1/2"-13
4	GA26876	1	Hub W/Cups, 4 Bolt (Includes Items 6 and 17)
5	G11391	1	Flat Washer, 5/8" SAE
6	GR0151	1	Outer Cup
7	GD21540	1	Grease Seal
8	G10110	2	Lock Nut, 1/4"-20, Grade B
9	GA0257	1	Bearing
10	G11418	2	Hex Socket Head Cap Screw, 1/4" x 1 1/2"
11	GB0554	2	Hub Shield
12	GD2597	1	Retainer
13	GD0840	1	Dust Cap
14	G10722	4	Hex Head Cap Screw, 1/2"-20 x 1"
	G10228	4	Lock Washer, 1/2"
15	G10544	1	Cotter Pin, 5/32" x 1"
16	G10725	1	Slotted Hex Nut, 5/8"-18
17	GR0150	1	Inner Cup
18	GA0245	1	Bearing
19	GA15151	1	Spindle
A	GA26909	-	Marker Hub Assembly, (Items 4-6 and 8-19)

This page left blank intentionally.

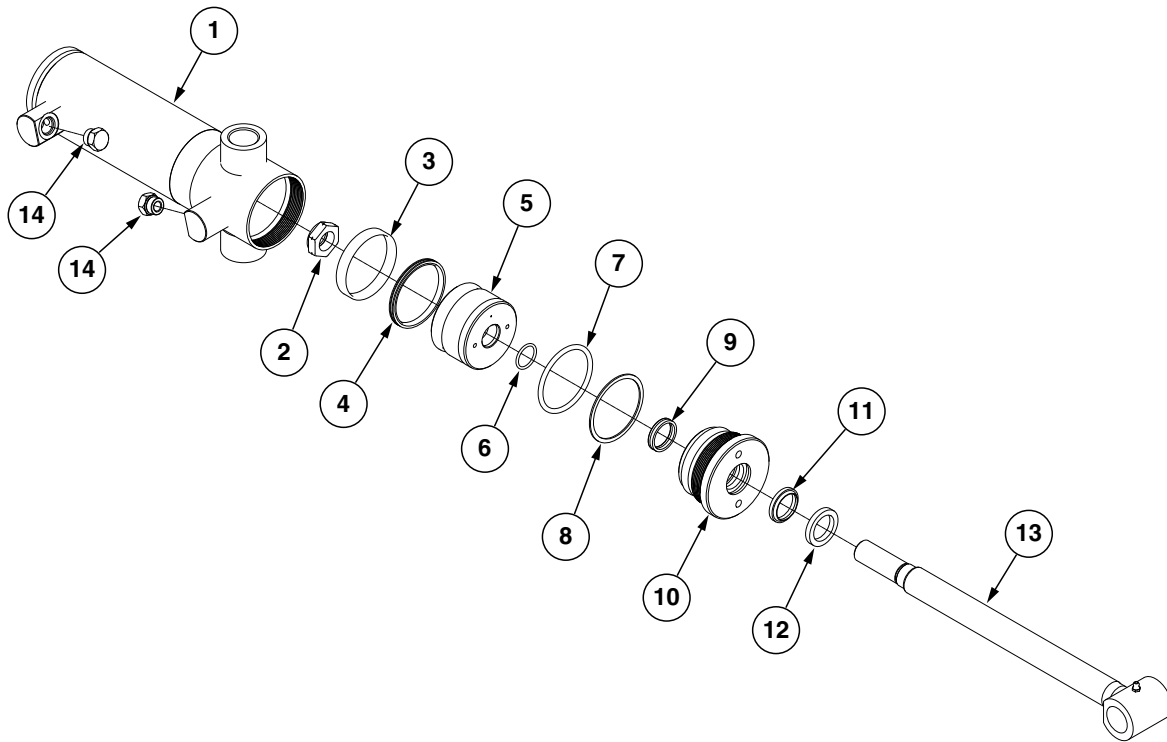
(IP1523)



ITEM	PART NO.	QTY.	DESCRIPTION
1	A4295	1	Barrel (Non-Stock Item)
2	GD27235	1	Nylon Lock Nut, 1"-14, Grade 8
3	*D12056	1	Wear Ring
4	*A26168	1	BP Seal
5	GA21112	1	Piston
6	*D29649	1	O-Ring, No. 215
7	*D12231	1	O-Ring, No. 338
8	*D12232	1	BU Ring
9	*D12251	1	U-Cup
10	GD12507	1	Gland
11	*D12210	1	Wiper
12	GD12102	1	Ring
13	GA21106	1	Rod
14	G6408-08 GR1037	2 -	Plug W/O-Ring, 3/4"-16 O-Ring O-Ring
A	GA21111	-	Cylinder Complete, 3 1/2" x 8" (Part Number Stamped On Barrel)
B	GR2228	-	Seal Kit, Includes: (1) Wiper, (3) O-Rings, (1) BU Ring, (1) BP Seal, (1) Wear Ring, (1) U-Cup

*Item is part of seal kit, item can not be purchased individually.

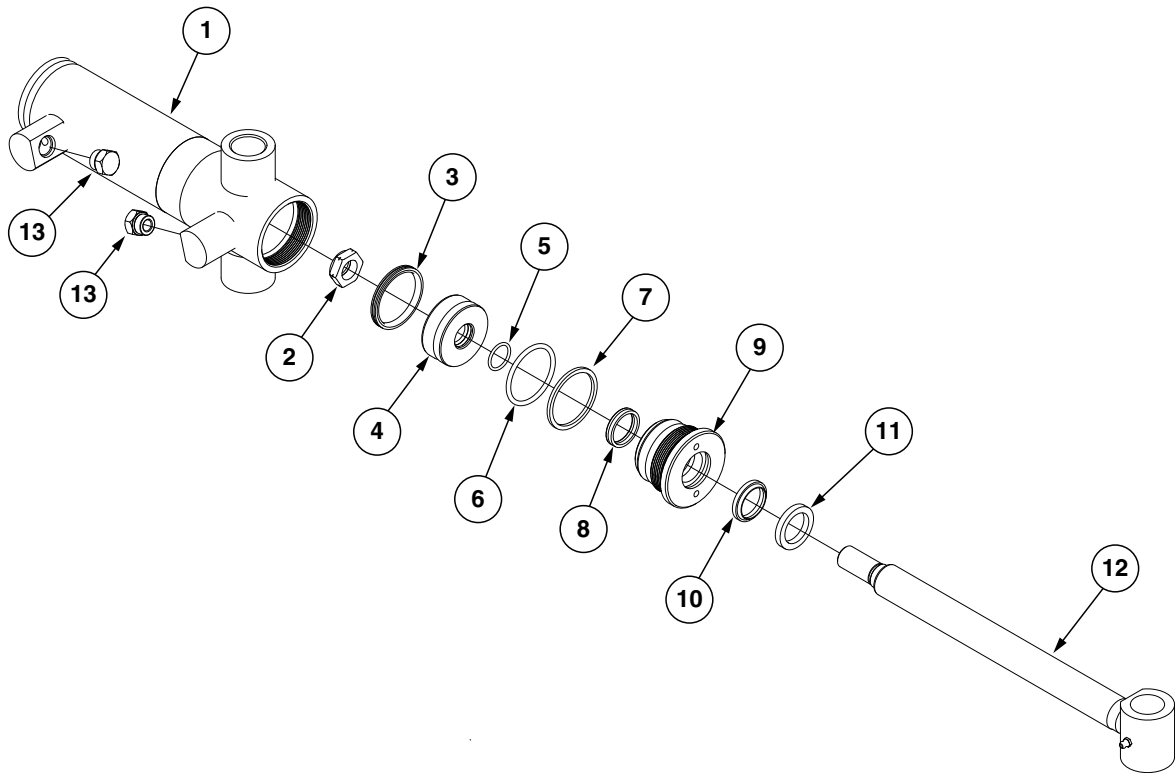
(IP1524)



ITEM	PART NO.	QTY.	DESCRIPTION
1	A7538	1	Barrel
2	GD27235	1	Nylon Lock Nut, 1"-14, Grade 8
3	*D12038	1	Wear Ring
4	*A26167	1	BP Seal
5	GA21105	1	Piston
6	*D29649	1	O-Ring, No. 215
7	*D12227	1	O-Ring, No. 336
8	*D12228	1	Back-Up Ring
9	*D12251	1	U-Cup
10	GD12505	1	Gland
11	*D12210	1	Wiper
12	GD12102	1	Ring
13	GA21106	1	Rod
14	G6408-08	2	Plug W/O-Ring, 3/4"-16 O-Ring
	GR1037	-	O-Ring
A	GA21104	-	Cylinder Complete, 3 1/4" x 8" (Part Number Stamped On Barrel)
B	GR2225	-	Seal Kit, Includes: (1) Wiper, (1) U-Cup, (3) O-Rings, (1) BU Ring, (1) BP Seal, (1) Wear Ring

*Item is part of seal kit, item can not be purchased individually.

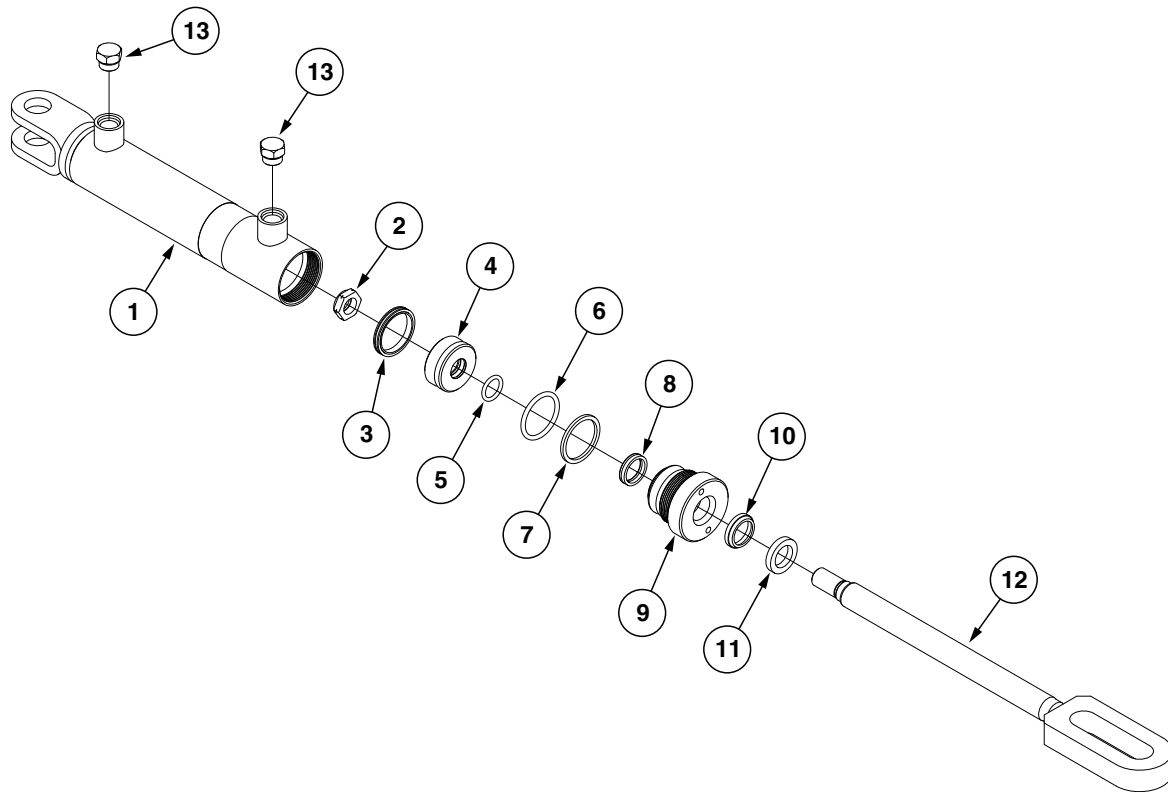
(IP1525)



ITEM	PART NO.	QTY.	DESCRIPTION
1	A8827	1	Barrel
2	GD27234	1	Nylon Lock Nut, 7/8"-14, Grade 8
3	*A24473	1	BP Seal
4	GD30401	1	Piston
5	*D30399	1	O-Ring, No. 119
6	*D12212	1	O-Ring, No. 330
7	*D12213	1	BU Ring
8	*D12251	1	U-Cup
9	GD11985	1	Gland
10	*D12210	1	Wiper
11	GD12102	1	Ring
12	GA21185	1	Rod
13	G6408-08	2	Plug W/O-Ring, 3/4"-16 O-Ring
	GR1037	-	O-Ring
A	GA21184	-	Cylinder Complete, 2 1/2" x 8" (Part Number Stamped On Barrel)
B	GR2227	-	Seal Kit, Includes: (1) Wiper, (3) O-Rings, (1) BU Ring, (1) BP Seal, (1) U-Cup

*Item is part of seal kit, item can not be purchased individually.

(IP1528)



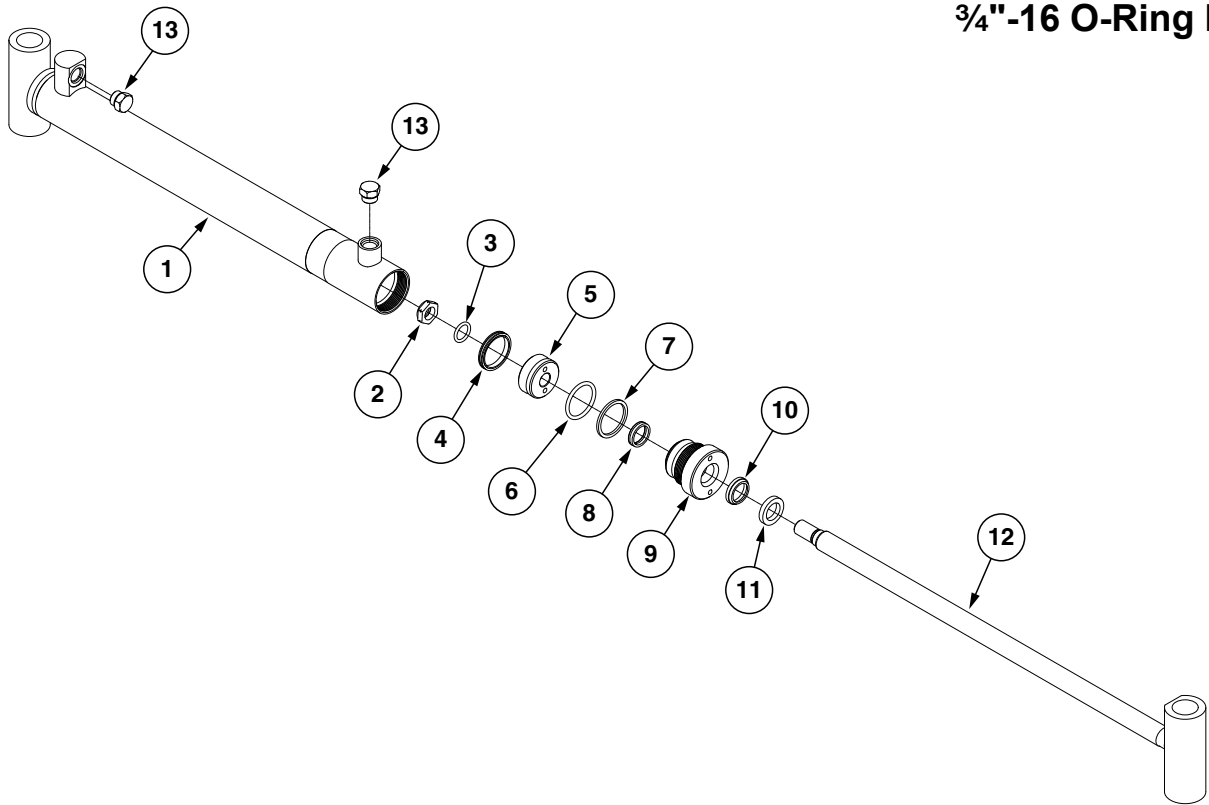
ITEM	PART NO.	QTY.	DESCRIPTION
1	A8775	1	Barrel
2	GD27233	1	Nylon Lock Nut, 3/4"-16, Grade 8
3	*D12277	1	T-Seal
4	GD29689	1	Piston
5	*D29692	1	O-Ring, No. 211
6	*D12235	1	O-Ring, No. 326
7	*D12236	1	Back-Up Ring
8	*D12256	1	U-Cup
9	GD12510	1	Gland
10	*D12233	1	Wiper Rod
11	GD12101	1	Ring
12	GA21168	1	Rod
13	G6408-08	2	Plug W/O-Ring, 3/4"-16 O-Ring
	GR1037	-	O-Ring

A	GA21167	-	Cylinder Complete, 2" x 8" (Part Number Stamped On Barrel)
B	GR2229	-	Seal Kit, Includes: (1) Wiper, (2) U-Cup, (3) O-Rings, (1) BU Ring, (1) T-Seal, (1) Instruction Sheet

*Item is part of seal kit, item can not be purchased individually.

(IP1527)

3/4"-16 O-Ring Ports

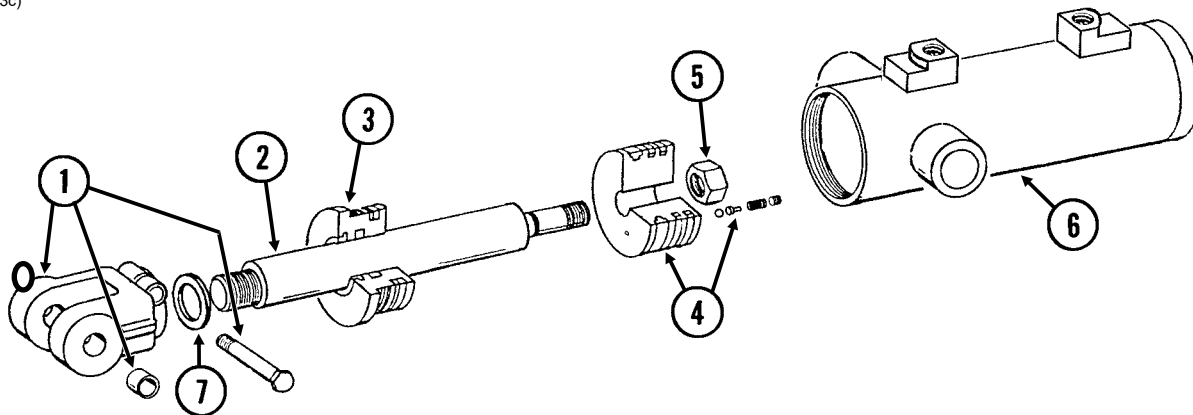


ITEM	PART NO.	QTY.	DESCRIPTION
1	A9442	1	Barrel
2	GD27233	1	Nylon Lock Nut, 3/4"-16, Grade 8
3	*D29692	1	O-Ring, No. 211
4	*D12277	1	T-Seal
5	GD29689	1	Piston
6	*D12235	1	O-Ring, No. 326
7	*D12236	1	Back-Up Ring
8	*D12256	1	U-Cup
9	GD12510	1	Gland
10	*D12233	1	Wiper Rod
11	GD12101	1	Ring
12	GA21159	1	Rod
13	G6408-08	2	Plug W/O-Ring, 3/4"-16 O-Ring
	GR1037	-	O-Ring

A	GA21158	-	Cylinder Complete, 2" x 20 1/16" (Part Number Stamped On Barrel)
B	GR2229	-	Seal Kit, Includes: (1) Wiper, (2) U-Cup, (3) O-Rings, (1) BU Ring, (1) T-Seal, (1) Instruction Sheet

*Item is part of seal kit, item can not be purchased individually.

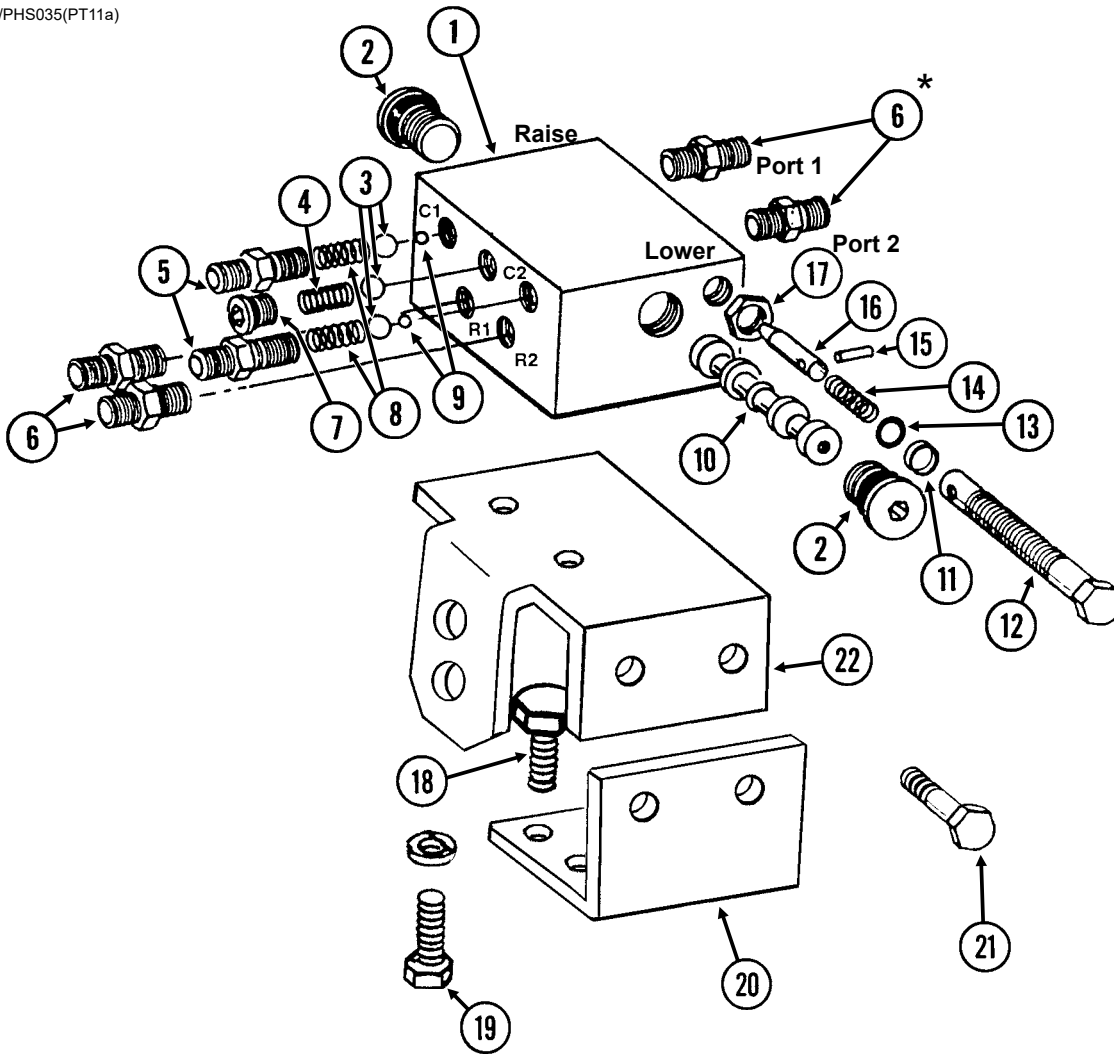
(CYL33c)



ITEM	PART NO.	QTY.	DESCRIPTION
1	GA8130	1	Clevis W/Bushings, Hex Head Cap Screw and Hex Nut
	GD11751	2	Steel Bushing, 1" Wide
	G10939	1	Hex Head Cap Screw, 3/8"-16 x 2 1/4"
	G10101	1	Hex Nut, 3/8"-16
2	GD12513	1	Rod
3	GD11995	1	Gland
4	GA8924	1	Piston W/Rephasing Valve
	GR1169	-	Rephasing Valve Replacement Kit (Includes: Set Screw, Guide, 2 Springs and Ball)
5	GD27235	1	Nylon Lock Nut, 1"-14, Grade 8
6	A8923	1	Barrel
7	G10957	4	Steel Shim
A	GA8897	-	Cylinder Complete, 4 1/4" x 4" (Part Number Stamped On Barrel)
B	GR1523	-	Seal Kit, Includes: (1) Wiper, (2) O-Rings, (1) BU Ring, (1) U-Cup, (1) Seal, (1) Expander, (2) Cast Iron Ring

This page left blank intentionally.

VVB025/PHS035(PT11a)

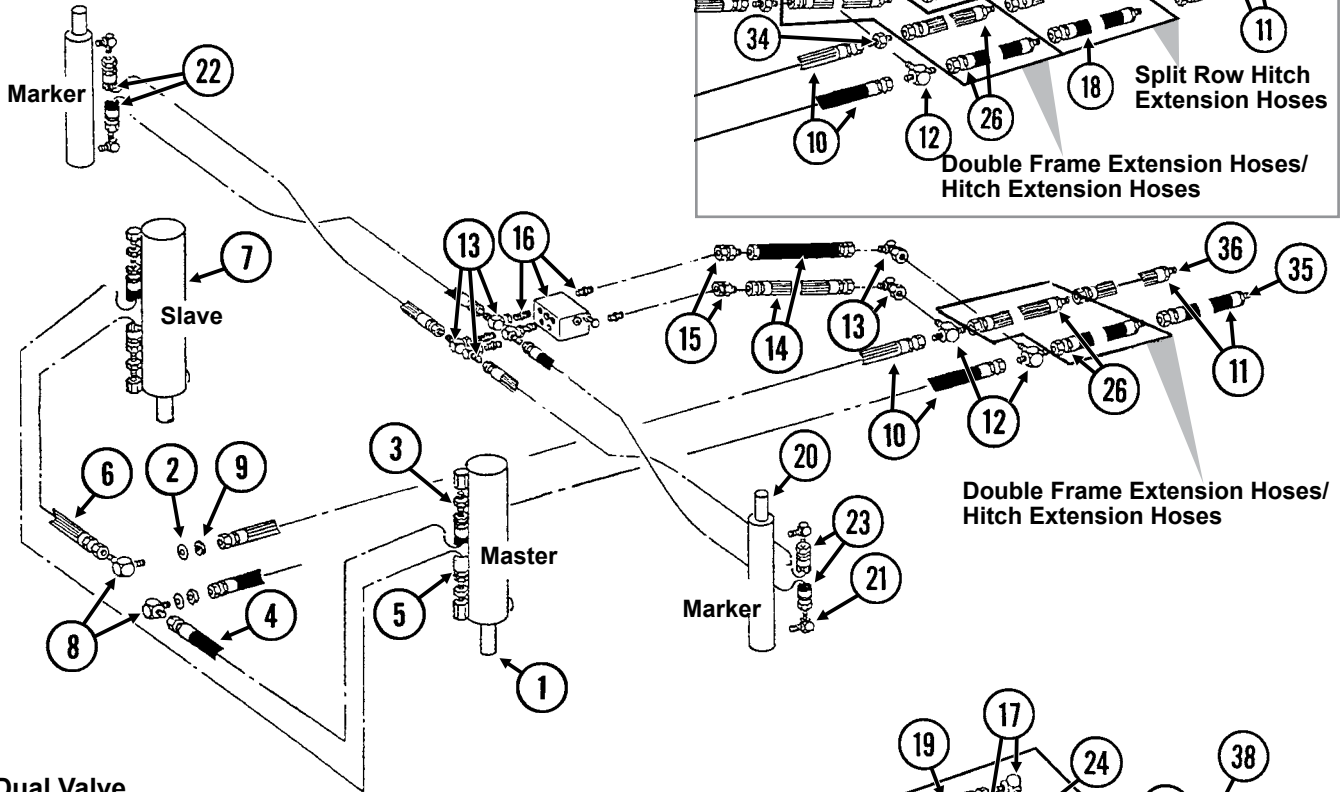
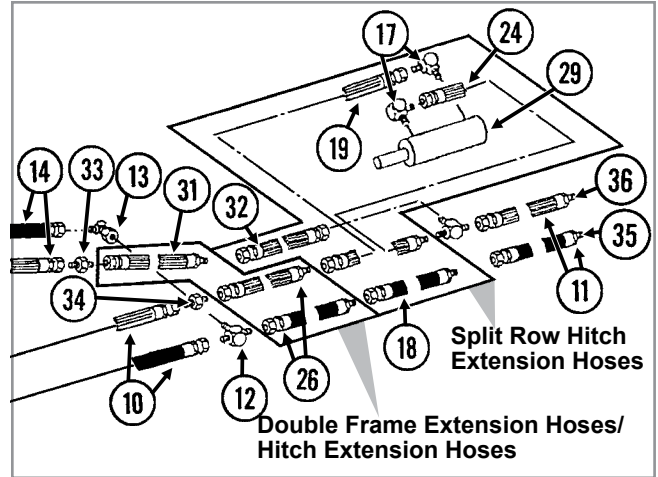


ITEM	PART NO.	QTY.	DESCRIPTION
1	---	-	Valve Body (Non-Stock Item)
2	GR1047	2	Hex Socket Plug W/O-Ring
	GR1037	-	O-Ring
3	GR1044	3	7/16" Check Ball
4	GR1033	1	Detent Spring
5	GR1032	2	Port Adapter W/O-Ring
	GR1045	-	O-Ring
6	*G6400-06	4	Connector W/O-Ring, 1/16"-18 Male 37° JIC To 1/16"-18 O-Ring
	GR1045	-	O-Ring
7	GR1034	1	Hex Socket Plug W/O-Ring
	GR1035	-	O-Ring
8	GR1036	2	Spring
9	GR1043	2	1/4" Steel Ball
10	---	-	Spool (Non-Stock Item)
11	GR1041	2	Teflon BU Ring
12	GR1042	2	Adjustment Screw
13	GR1040	2	O-Ring
14	GR1046	2	Compression Spring
15	GR1039	2	Spring Pin
16	GR1038	2	Needle
17	GR1048	2	Hex Jam Nut, 1/2"-20
18	G10001	2	Hex Head Cap Screw, 3/8"-16 x 1"
	G11387	2	Washer, 3/8" SAE
	G10229	2	Lock Washer, 3/8"
19	G10001	2	Hex Head Cap Screw, 3/8"-16 x 1"
	G10229	2	Lock Washer, 3/8"
20	GD10223	1	Mounting Angle
21	G10001	2	Hex Head Cap Screw, 3/8"-16 x 1"
	G11387	2	Washer, 3/8" SAE
	G10229	2	Lock Washer, 3/8"
	G10101	2	Hex Nut, 3/8"-16
22	GD10224	1	Valve Mounting Angle
A	GA5552	-	Valve Assembly Complete (Items 1-17)
B	GA5572	-	Flow Control Portion Only (Items 11-17)

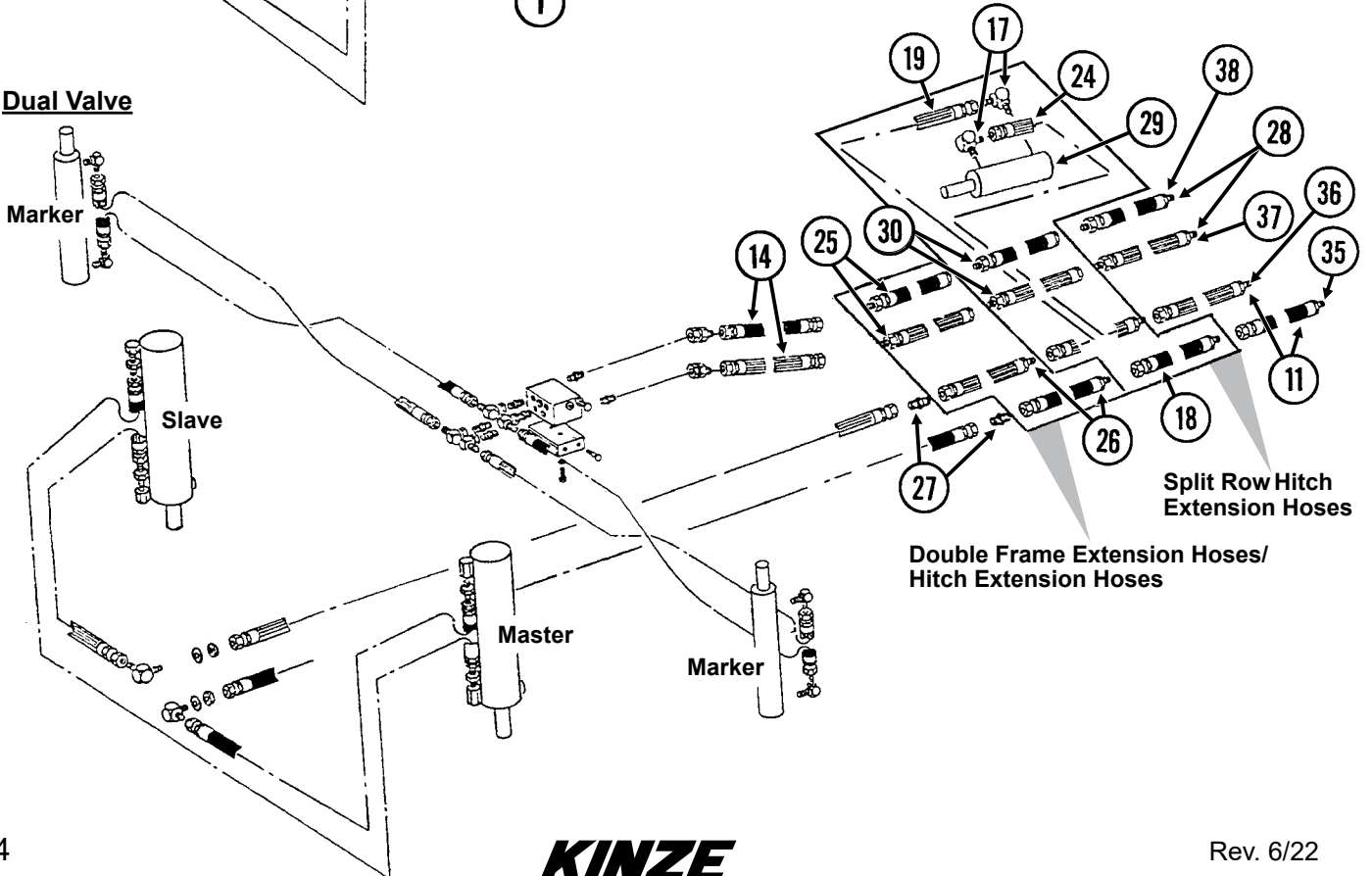
*Not used on sizes with 3/8" hoses.

(PT12d/PT12e/PT13d)

Single Valve



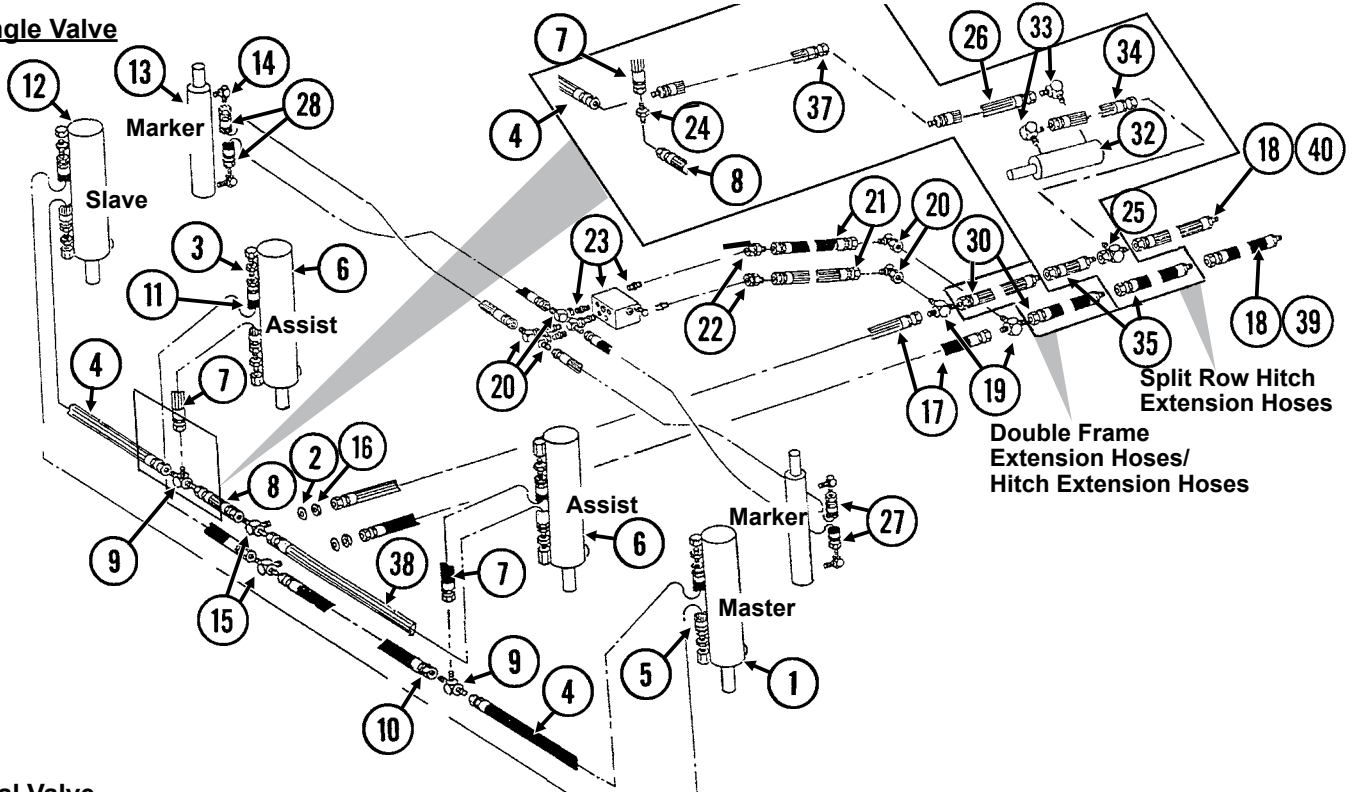
Dual Valve



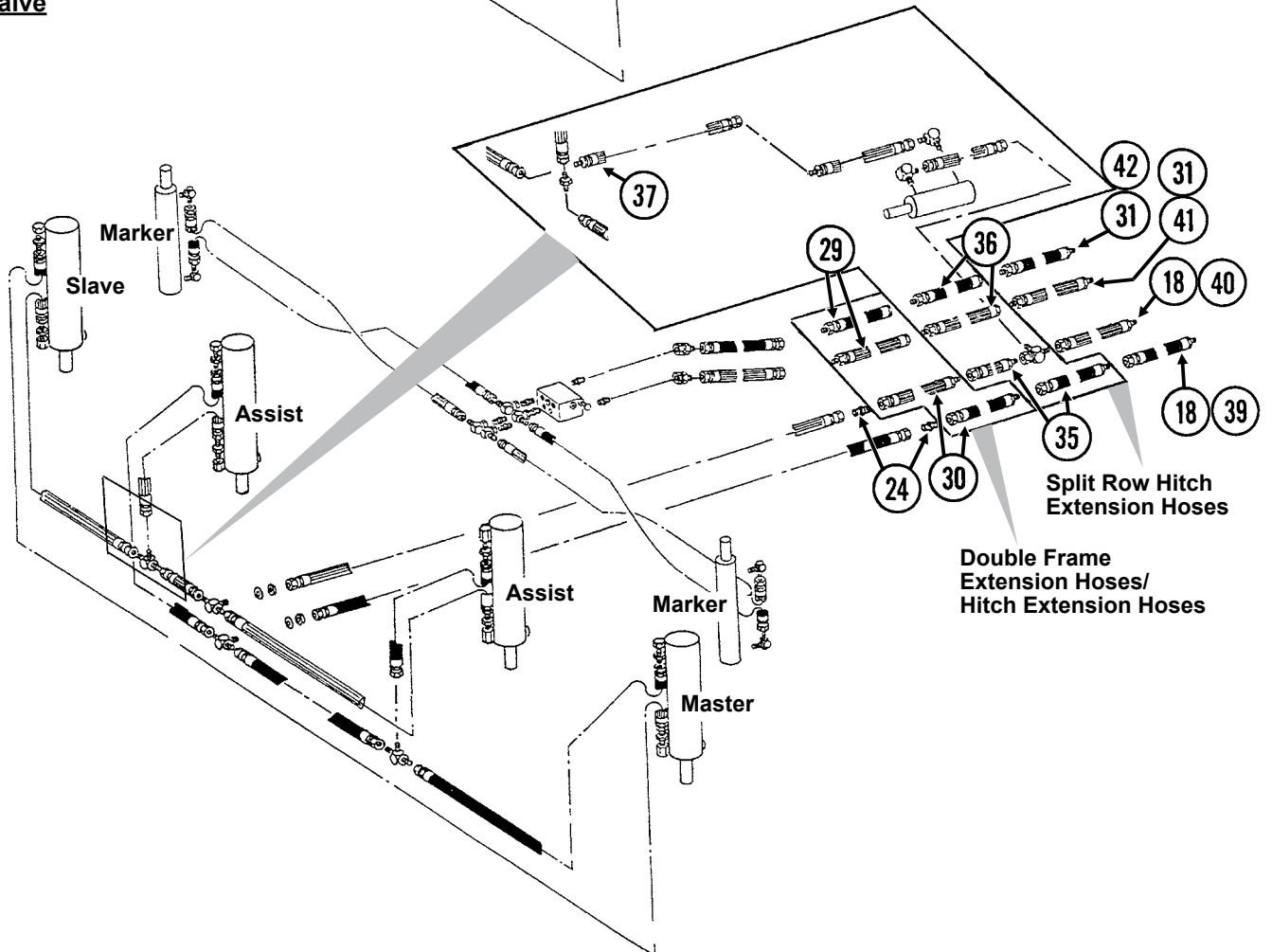
ITEM	PART NO.	QTY.	DESCRIPTION
1	---	-	See "Master Lift Cylinder" on page P65
2	G10215	2	Machine Bushing, 3/4", 14 Gauge
3	G6400-08 GR1037	4 -	Connector W/O-Ring, 3/4"-16 Male JIC To O-Ring O-Ring
4	*A1018	1	Hose Assembly, 3/8" x 40", 4 Row 30"
5	*A3113	1	Hose Assembly, 3/8" x 84", 4 Row 30"
6	*A1020	1	Hose Assembly, 3/8" x 48", 4 Row 30"
7	---	-	See "Slave Lift Cylinder" on page P66
8	G2701-08	2	Bulkhead Elbow, 90°, 3/4"-16 Male JIC
9	G306-08	2	Lock Nut, 3/4"-16
10	*A1076	2	Hose Assembly, 3/8" x 30"
11	*A26936-100	2	Hose Assembly, 3/8" x 100" (08F-1/2M NPTF W/Ext, W/Tip)
12	G2603-08-08-06	2	Tee, 3/4"-16 Male JIC To 1/2"-18 JIC
13	G6500-06	-	Swivel Elbow, 90°, 1/2"-18 Male JIC To Female
14	*A1138	2	Hose Assembly, 1/4" x 29"
15	G6502-06	2	Swivel Elbow, 45°, 1/2"-18 Male JIC To Female
16	---	-	See "Row Marker Sequencing/Flow Control Valve" on page P72
17	G6801-08 GR1037	2 -	Elbow W/O-Ring, 90°, 3/4"-16 Male JIC To O-Ring O-Ring
18	*A3211	1	Hose Assembly, 3/8" x 66", W/Split Row Package
19	*A1020	1	Hose Assembly, 3/8" x 48", W/Split Row Package
20	---	-	See "Row Marker Cylinder, 4 Row 30" and 6 Row 30" on page P68
21	G6801-06-08 GR1037	4 -	Elbow W/O-Ring, 90°, 1/2"-18 Male JIC To 3/4"-16 O-Ring O-Ring
22	*A1102	2	Hose Assembly, 1/4" x 95", 4 Row 30"
23	*A1170	2	Hose Assembly, 1/4" x 90", 4 Row 30"
24	*A1076	1	Hose Assembly, 3/8" x 30", W/Split Row Package
25	*A1182 *A1177	- -	Hose Assembly, 1/4" x 30", W/Double Frame Package Hose Assembly, 1/4" x 24", W/Hitch Extensions
26	*A3142 *A3147	- -	Hose Assembly, 3/8" x 30", W/Double Frame Package Hose Assembly, 3/8" x 24", W/Hitch Extensions
27	G2403-08	2	Union, 3/4"-16 Male JIC
28	*A7692-100	2	Hose Assembly, 1/4" x 100" (06M-1/2M NPTF W/Ext, W/Tip)
29	---	-	See "Split Row Lift Cylinder" on page P70
30	*A1179	2	Hose Assembly, 1/4" x 56", W/Split Row Package
31	*A1182	1	Hose Assembly, 1/4" x 30", W/Double Frame Package
32	*A1153	1	Hose Assembly, 1/4" x 56", W/Split Row Package
33	G2403-06	1	Union, 1/2"-18 Male JIC, W/Split Row Package
34	G2403-08	1	Union, 3/4"-16 Male JIC, W/Split Row Package
35	GA26924-01	-	Hose Label/Cover, Red (Extend)
36	GA26924-02	-	Hose Label/Cover, Red (Retract)
37	GA26924-03	-	Hose Label/Cover, Blue (Extend)
38	GA26924-04	-	Hose Label/Cover, Blue (Retract)

* Hydraulic hose is not stocked by Kinze Repair Parts.

Single Valve



Dual Valve



Hydraulic System, 6 Row 30" Conventional Row Marker

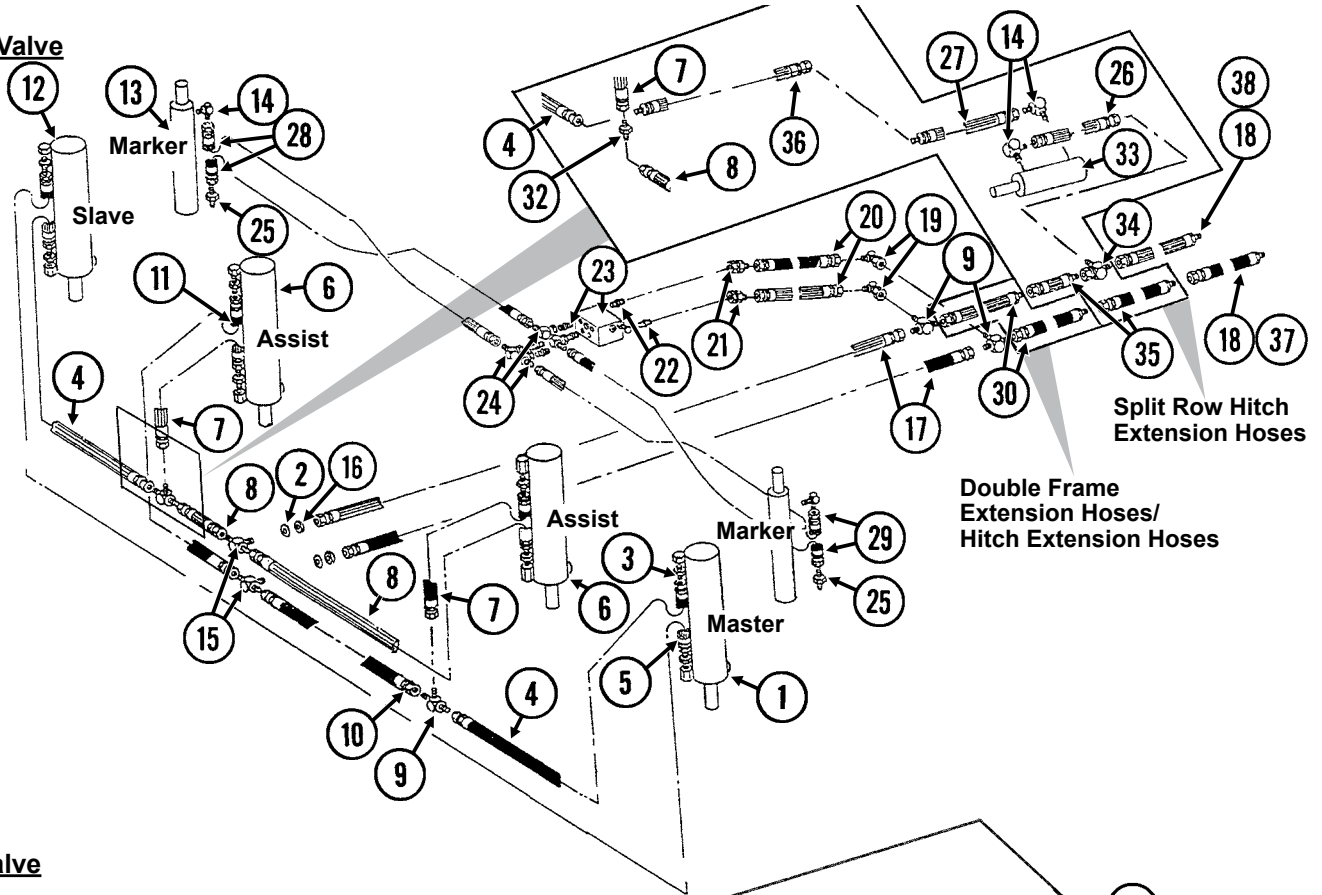
Model 3005

M0298-02

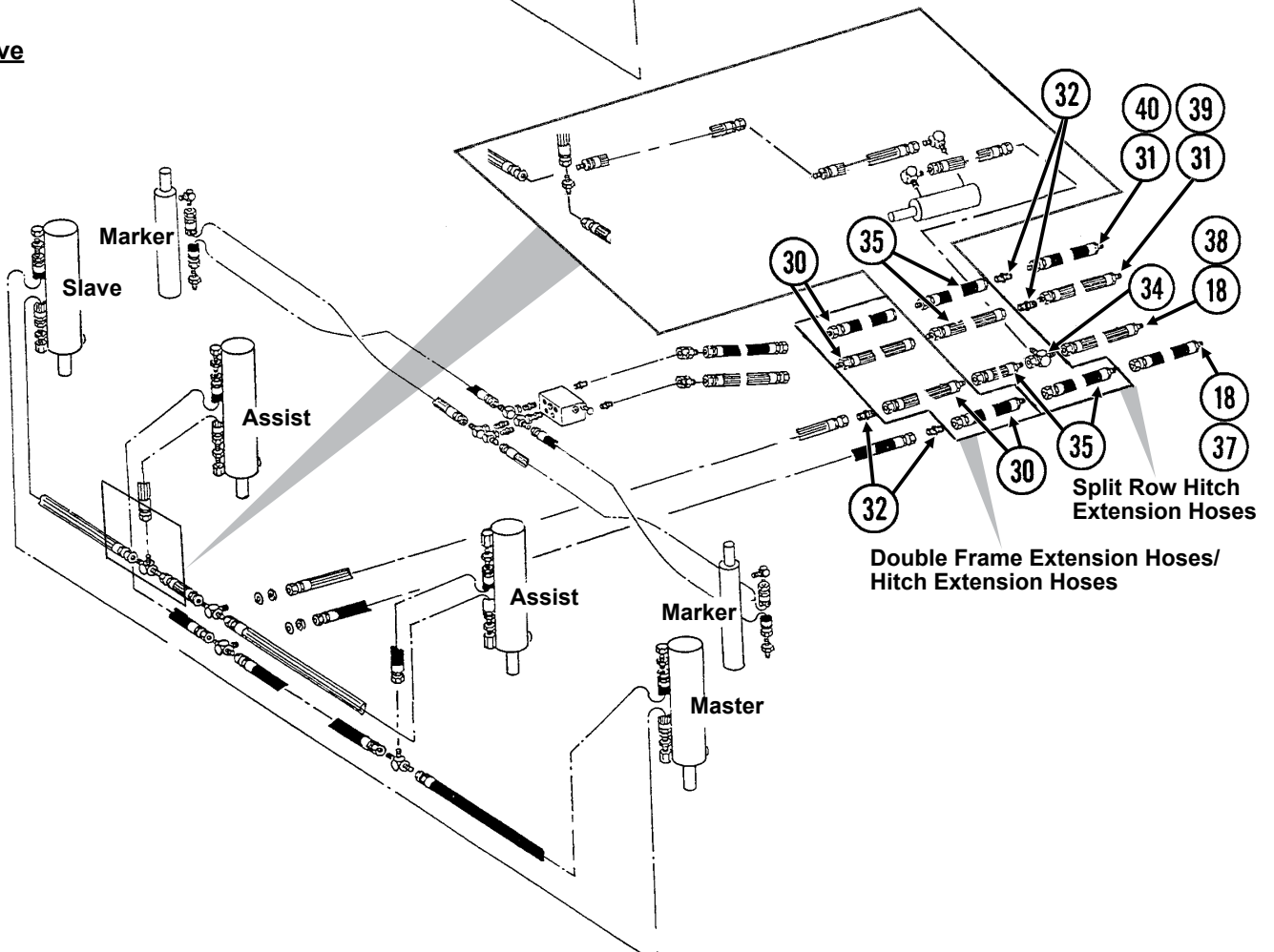
ITEM	PART NO.	QTY.	DESCRIPTION
1	---	-	See "Master Lift Cylinder" on page P65
2	G10215	2	Machine Bushing, 3/4", 14 Gauge
3	G6400-08 GR1037	8 -	Connector W/O-Ring, 3/4"-16 Male JIC To O-Ring O-Ring
4	*A1018	2	Hose Assembly, 3/8" x 40"
5	*A3115	1	Hose Assembly, 3/8" x 146"
6	---	-	See "Lift Assist Cylinder, 6 Row 30" and 8 Row 30" on page P67
7	*A1000	2	Hose Assembly, 3/8" x 15"
8	*A3119	1	Hose Assembly, 3/8" x 36"
9	G2603-08	2	Tee, 3/4"-16 Male JIC
10	*A1086	1	Hose Assembly, 3/8" x 28"
11	*A1019	1	Hose Assembly, 3/8" x 44"
12	---	-	See "Slave Lift Cylinder" on page P66
13	---	-	See "Row Marker Cylinder, 4 Row 30" and 6 Row 30" on page P68
14	G6801-06-08 GR1037	4 -	Elbow W/O-Ring, 90°, 9/16"-18 Male JIC To 3/4"-16 O-Ring O-Ring
15	G2703-08	2	Bulkhead Tee, 3/4"-16 Male JIC
16	G306-08	2	Lock Nut, 3/4"-16
17	*A1076	2	Hose Assembly, 3/8" x 30"
18	*A26936-100	2	Hose Assembly, 3/8" x 100" (08F-1/2M NPTF W/Ext, W/Tip)
19	G2603-08-08-06	2	Tee, 3/4"-16 Male JIC To 9/16"-18 JIC
20	G6500-06	2	Swivel Elbow, 90°, 9/16"-18 Male JIC To Female
21	*A1138	2	Hose Assembly, 1/4" x 29"
22	G6502-06	2	Swivel Elbow, 45°, 9/16"-18 Male JIC To Female
23	---	-	See "Row Marker Sequencing/Flow Control Valve" on page P72
24	G2403-08	1	Union, 3/4"-16 Male JIC
25	G6602-08	1	Swivel Tee, 3/4"-16 JIC
26	*A3208	1	Hose Assembly, 3/8" x 140", W/Split Row Package
27	*A1168	2	Hose Assembly, 1/4" x 120"
28	*A1105	2	Hose Assembly, 1/4" x 125"
29	*A1182	-	Hose Assembly, 1/4" x 30", W/Double Frame Package
	*A1177	-	Hose Assembly, 1/4" x 24", W/Hitch Extensions
30	*A3142	-	Hose Assembly, 3/8" x 30", W/Double Frame Package
	*A3147	-	Hose Assembly, 3/8" x 24", W/Hitch Extensions
31	*A7692-100	2	Hose Assembly, 1/4" x 100" (06M-1/2M NPTF W/Ext, W/Tip)
32	---	-	See "Split Row Lift Cylinder" on page P70
33	G6801-08 GR1037	2 -	Elbow W/O-Ring, 90°, 3/4"-16 Male JIC To O-Ring O-Ring
34	*A1076	1	Hose Assembly, 3/8" x 30", W/Split Row Package
35	*A3150	2	Hose Assembly, 3/8" x 56", W/Split Row Package
36	*A1179	2	Hose Assembly, 1/4" x 56", W/Split Row Package
37	*A3142	1	Hose Assembly, 3/8" x 30", W/Split Row Package (Double Frame Only)
38	*A3175	1	Hose Assembly, 3/8" x 38"
39	GA26924-01	-	Hose Label/Cover, Red (Extend)
40	GA26924-02	-	Hose Label/Cover, Red (Retract)
41	GA26924-03	-	Hose Label/Cover, Blue (Extend)
42	GA26924-04	-	Hose Label/Cover, Blue (Retract)

* Hydraulic hose is not stocked by Kinze Repair Parts.

Single Valve



Dual Valve

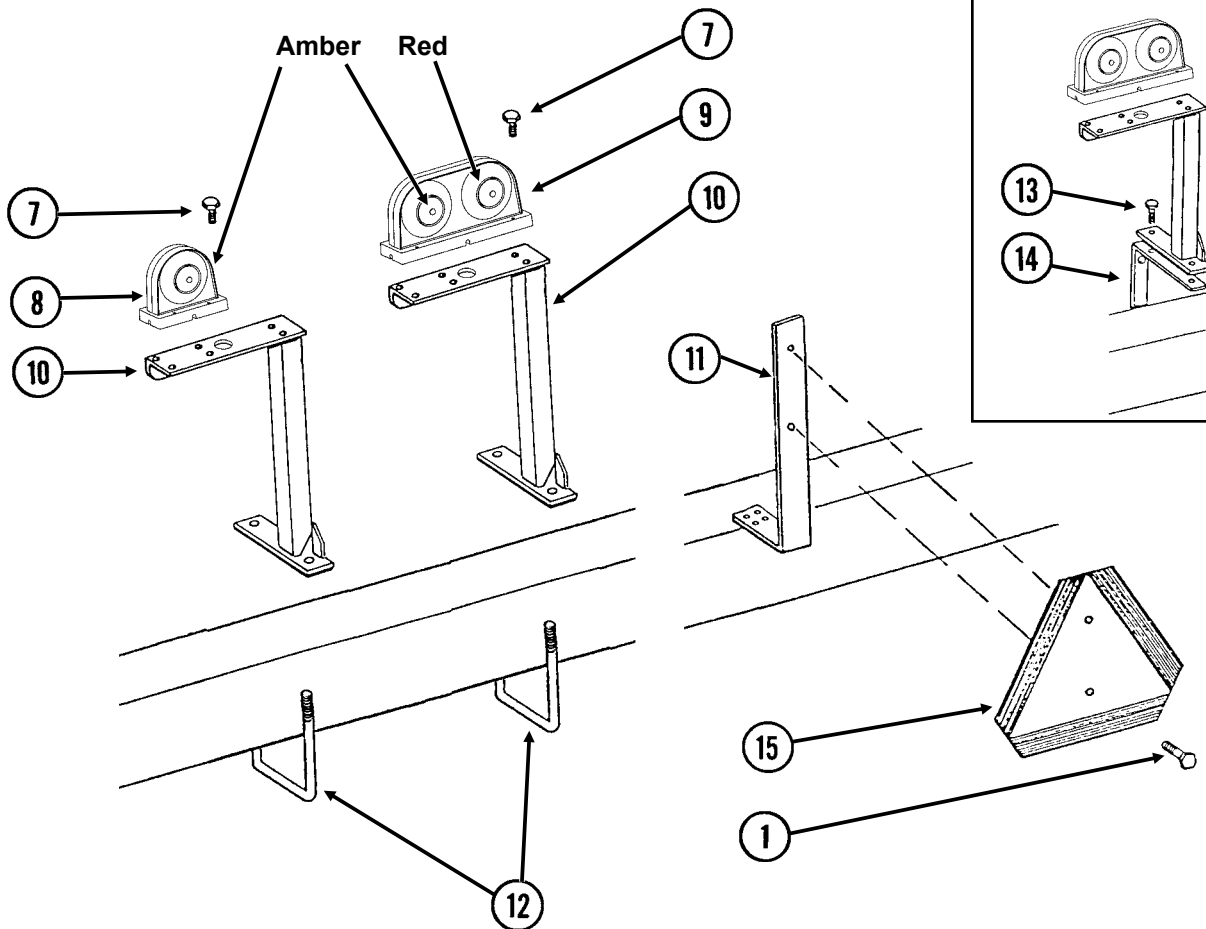
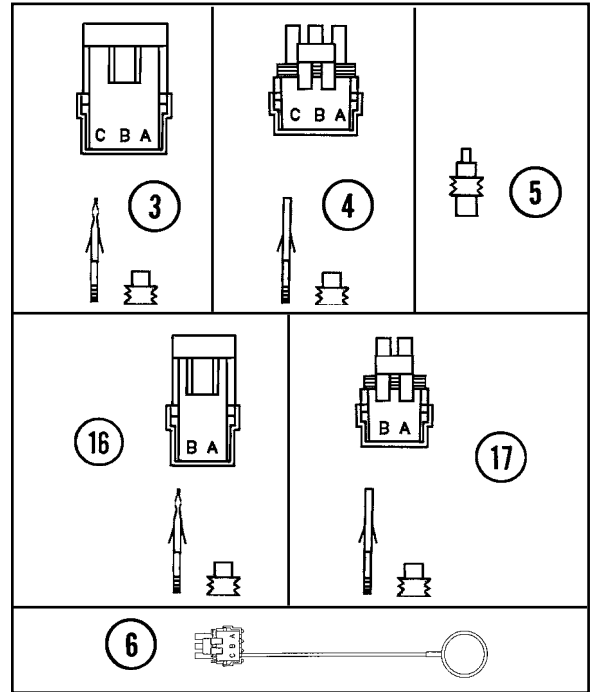
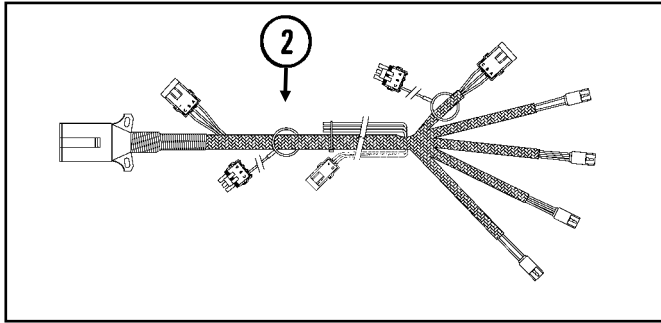


ITEM	PART NO.	QTY.	DESCRIPTION
1	---	-	See "Master Lift Cylinder" on page P65
2	G10215	2	Machine Bushing, 3/4", 14 Gauge
3	G6400-08 GR1037	8 -	Connector W/O-Ring, 3/4"-16 Male JIC To O-Ring O-Ring
4	*A1018	2	Hose Assembly, 3/8" x 40", 8 Row 30"
5	*A1054	1	Hose Assembly, 3/8" x 204", 8 Row 30"
6	---	-	See "Lift Assist Cylinder, 6 Row 30" and 8 Row 30" on page P67
7	*A1000	2	Hose Assembly, 3/8" x 15"
8	*A1055	2	Hose Assembly, 3/8" x 66", 8 Row 30"
9	G2603-08	2	Tee, 3/4"-16 Male JIC
10	*A1021	1	Hose Assembly, 3/8" x 56", 8 Row 30"
11	*A1039	1	Hose Assembly, 3/8" x 76", 8 Row 30"
12	---	-	See "Slave Lift Cylinder" on page P66
13	---	-	See "Row Marker Cylinder, 8 Row 30" on page P69
14	G6801-08 GR1037	2 -	Elbow W/O-Ring, 90°, 3/4"-16 Male JIC To O-Ring O-Ring
15	G2703-08	2	Bulkhead Tee, 3/4"-16 Male JIC
16	G306-08	2	Lock Nut, 3/4"-16
17	*A1076	2	Hose Assembly, 3/8" x 30"
18	*A26936-100	2	Hose Assembly, 3/8" x 100" (08F-1/2M NPTF W/Ext, W/Tip)
19	G6500-08	2	Swivel Elbow, 90°, 3/4"-16 Male JIC To Female
20	*A1079	2	Hose Assembly, 3/8" x 24"
21	G6502-08	2	Swivel Elbow, 45°, 3/4"-16 Male JIC To Female
22	G6400-08-06 GR1045	2 -	Connector W/O-Ring, 3/4"-16 Male JIC To 1/16"-18 O-Ring O-Ring
23	---	-	See "Row Marker Sequencing/Flow Control Valve" on page P72
24	G6500-08-06	2	Swivel Elbow, 90°, 3/4"-16 Male JIC To 1/16"-18 Female
25	G6400-08 GR1037 G6400-08-04 GR1465	2 - - -	Connector W/O-Ring, 3/4"-16 Male JIC To O-Ring O-Ring Connector W/O-Ring, 3/4"-16 Male JIC To 7/16"-20 O-Ring O-Ring
26	*A1076	1	Hose Assembly, 3/8" x 30", W/Split Row Package
27	*A3209	1	Hose Assembly, 3/8" x 170", W/Split Row Package, 8 Row 30"
28	*A1090	2	Hose Assembly, 3/8" x 162", 8 Row 30"
29	*A3114	2	Hose Assembly, 3/8" x 156", 8 Row 30"
30	*A3142 *A3147	- -	Hose Assembly, 3/8" x 30", W/Double Frame Package Hose Assembly, 3/8" x 24", W/Hitch Extensions
31	*A26947-100	2	Hose Assembly, 1/4" x 100" (08M JIC - 1/2M NPTF W/Ext, W/Tip)
32	G2403-08	-	Union, 3/4"-16 Male JIC
33	---	-	See "Split Row Lift Cylinder" on page P70
34	G6602-08	1	Swivel Tee, 3/4"-16 JIC
35	*A3150	2-4	Hose Assembly, 3/8" x 56", W/Split Row Package
36	*A3142	1	Hose Assembly, 3/8" x 30", W/Split Row Package (Double Frame Only)
37	GA26924-01	-	Hose Label/Cover, Red (Extend)
38	GA26924-02	-	Hose Label/Cover, Red (Retract)
39	GA26924-03	-	Hose Label/Cover, Blue (Extend)
40	GA26924-04	-	Hose Label/Cover, Blue (Retract)

* Hydraulic hose is not stocked by Kinze Repair Parts.

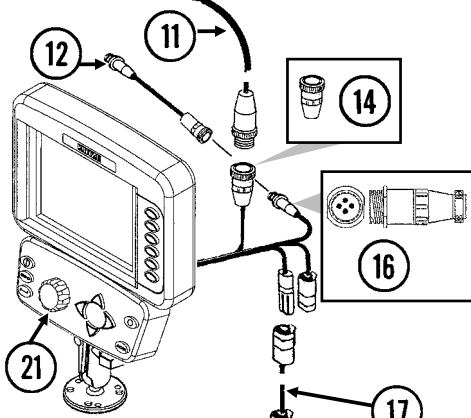
This page left blank intentionally.

PFA052/PFA055(ELC9/A9206a/MTR27a/ELC8/PT49f)

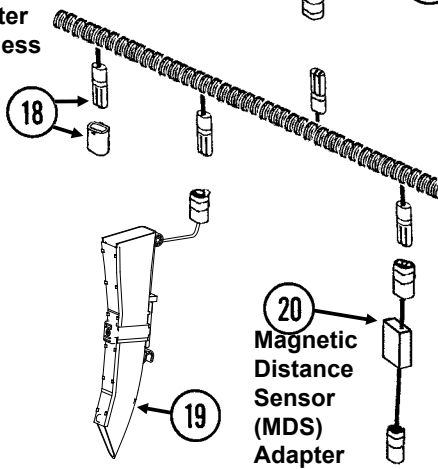


ITEM	PART NO.	QTY.	DESCRIPTION
1	G10023	2	Hex Head Cap Screw, 1/4"-20 x 3/4"
	G10110	2	Lock Nut, 1/4"-20, Grade B
2	GA9207	-	Wiring Harness W/7 Terminal Female Connector, 329", 4 Row 30" and 6 Row 30" (4 Light Connections)
	GA9206	-	Wiring Harness W/7 Terminal Female Connector, 396", 8 Row 30" (4 Light Connections)
	GA5385	-	7 Terminal Female Connector
3	G1K248	-	3-Pin Female Connector Kit (Black), Includes: (3) 3-Pin Female Housings, (9) Pin Contacts, (9) Seals
4	G1K252	-	3-Pin Male Connector Kit (Black), Includes: (3) 3-Pin Male Housings, (9) Socket Contacts, (9) Seals
5	GD11089	-	Sealing Plug
6	GA8047	-	Dust Plug (Black)
7	G10064	8-16	Hex Head Cap Screw, 1/4"-20 x 1"
	G11385	8-16	Flat Washer, 1/4" SAE
	G10110	8-16	Lock Nut, 1/4"-20, Grade B
8	G10842501	1	Single Amber Light Assembly
9	G10842301	1	Double Light Assembly
	G10842401	1	Double Light Assembly (Shown)
10	GA6823	1	Bracket, L.H. (Shown)
	GA6824	1	Bracket, R.H.
11	GD7152	1	Bracket
12	GD7145	2-4	U-Bolt, 7" x 7" x 1/2"-13
	G10228	4-8	Lock Washer, 1/2"
	G10102	4-8	Hex Nut, 1/2"-13
13	G10039	-	Hex Head Cap Screw, 1/2"-13 x 1 3/4"
	G10228	-	Lock Washer, 1/2"
	G10102	-	Hex Nut, 1/2"-13
14	GD8304	-	Bracket (Used To Mount Light Bracket When HD Single Disc Fertilizer Openers Are Used)
15	GD2199	1	SMV Sign
16	G1K321	-	2-Pin Female Connector Kit (Black), Includes: (3) 2-Pin Female Housings, (6) Pin Contacts, (6) Seals
17	G1K320	-	2-Pin Male Connector Kit (Black), Includes: (3) 2-Pin Male Housings, (6) Socket Contacts, (6) Seals

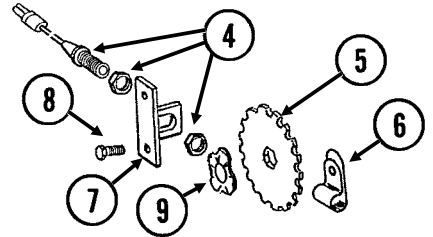
Power Lead Adapter



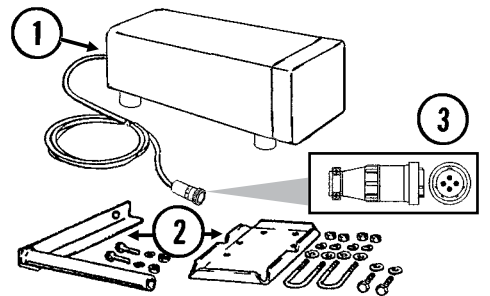
Planter Harness



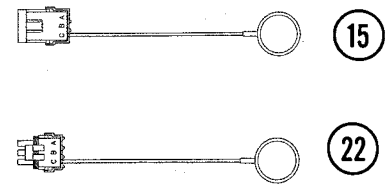
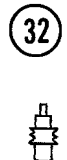
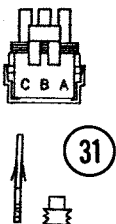
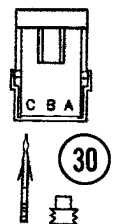
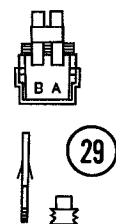
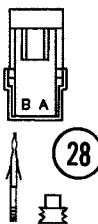
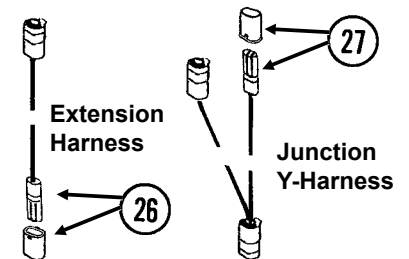
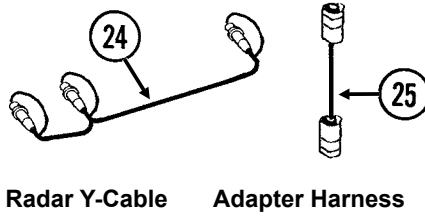
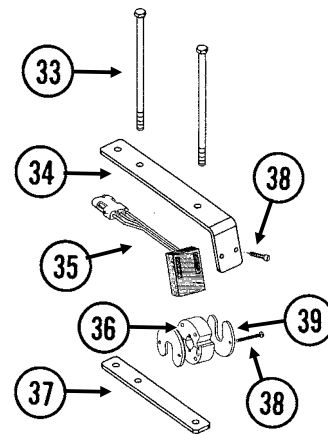
Magnetic Distance Sensor (MDS)



Radar Distance Sensor



Shaft Rotation Sensor

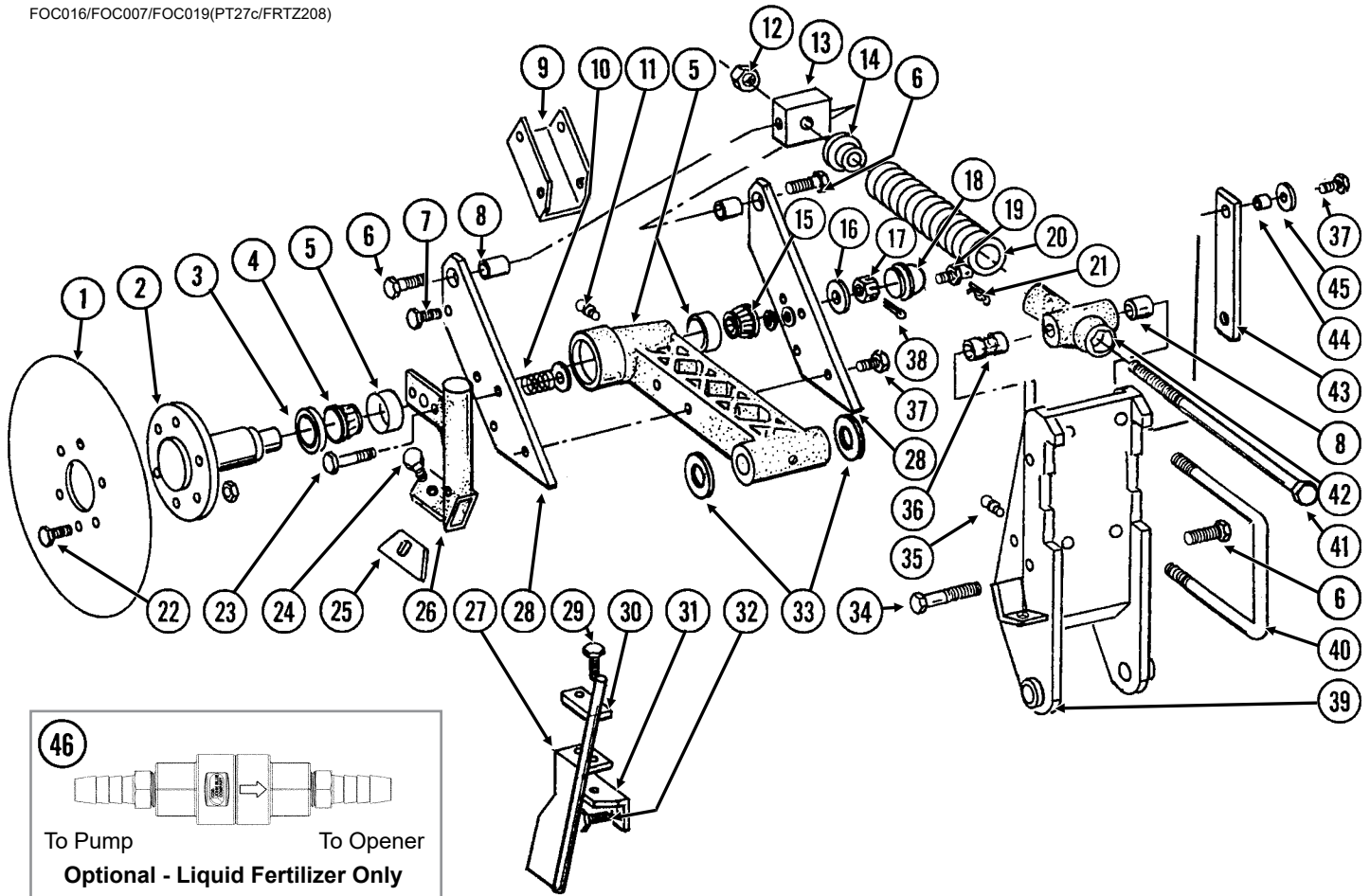


ITEM	PART NO.	QTY.	DESCRIPTION
1	GA7858	-	Radar Distance Sensor W/20' Cable
2	GA8026	-	Radar Sensor Pipe/Mounting Bracket Package
3	G1K323	-	4-Pin Connector Kit W/Female Housing, Includes: (4) Pins and (1) Cable Clamp
4	GA5600	1	Magnetic Distance Sensor
5	GD8751	-	Magnetic Distance Sensor Pulse Wheel
6	GD13348	-	Insulated Clamp, 1 $\frac{1}{8}$ "
7	GD8770	1	Bracket
8	G11124	2	Hex Serrated Flange Cap Screw, $\frac{3}{8}$ "-16 x 1"
	G10229	2	Lock Washer, $\frac{3}{8}$ "
	G10101	2	Hex Nut, $\frac{3}{8}$ "-16
9	GD8771	1	Spring Wave Washer
10	---	---	---
11	GA17547	1	Power Adapter Cable
12	GA9144	-	Monitor/Radar Adapter Cable, 10"
13	---	---	---
14	G1K268	-	Console Cable Connector Kit, Includes: (1) Cable Clamp, (1) 3-Pin Connector, (1) Lock Ring, (3) Female Terminal Pins
15	GA8046	-	Dust Plug (Black)
	GA9978	-	Dust Plug (Blue)
16	G1K322	-	4-Pin Connector Kit W/Male Housing, (4) Female Socket Contacts and (1) Cable Clamp
17	---	-	Included In Planter Wiring Harness, See Item 2, on page P81
18	GA8021	-	Planter Harness W/Dust Caps, 4 Row (7 Connectors)
	GA8022	-	Planter Harness W/Dust Caps, 6 Row (9 Connectors) (6 Row Mechanical)
	GA7850	-	Planter Harness W/Dust Caps, 8 Row (12 Connectors) (6 Row Vacuum, 8 Row Mechanical/Vacuum)
	GB1090	-	Dust Cap (Included W/GA8021, GA8022, and GA7850)
19	G10745401	-	Seed Tube W/Computerized Sensor
	GA20902	-	Seed Tube (With Holes For Sensor Installation) (Included W/G10745401)
20	GA7859	1	Magnetic Distance Sensor Adapter (Analog To Digital)
21	G8647x	1	KPM III Backlit Console W/Brush (Item 23), Dust Plug (Item 15), Console Mounting Bracket Hardware and Power Harness
	GA12403	-	Mounting Bracket Assembly, Includes: (2) Mounting Brackets, (2) Connector Halves, (1) Compression Spring, (1) Tension Knob, (1) $\frac{1}{4}$ "-20 x 1 $\frac{3}{4}$ " Hex Head Cap Screw, (1) $\frac{1}{4}$ " Plastic Washer, (1) $\frac{1}{4}$ " Steel Washer
	GR1762	-	Console Mounting Bracket Hardware Package, Includes: (3) No. 10-32 x $\frac{5}{8}$ " Hex Socket Pan Head Plated Screw, (3) $\frac{1}{4}$ " Plated Lock Washers (Included W/G8647X)
	GA16082	-	Power Harness (Included W/G8647X)
22	GA8047	-	Dust Plug (Black)
	GA9979	-	Dust Plug (Blue)
23	---	---	---
24	GR0586	1	Radar Y-Cable (Used To Connect Radar Distance Sensor For Multiple
25	GA7857	-	Adapter Harness, 1'
26	GA7854	-	Extension Harness W/Dust Cap, 15'
	GA7855	-	Extension Harness W/Dust Cap, 30'
	GB1090	-	Dust Cap (Included W/GA7854 and GA7855)
27	GA7853	-	Junction Y-Harness W/Dust Cap
	GB1090	-	Dust Cap (Included W/GA7853)
28	G1K321	-	2-Pin Female Connector Kit (Black), Includes: (3) 2-Pin Female Housings, (6) Pin Contacts, (6) Seals
29	G1K320	-	2-Pin Male Connector Kit (Black), Includes: (3) 2-Pin Male Housings, (6) Socket Contacts, (6) Seals

ITEM	PART NO.	QTY.	DESCRIPTION
30	G1K248	-	3-Pin Female Connector Kit (Black), Includes: (3) 3-Pin Female Housings, (9) Pin Contacts, (9) Seals
	G1K362	-	3-Pin Female Connector Kit (Blue), Includes: (3) 3-Pin Female Housings, (9) Pin Contacts, (9) Seals
31	G1K252	-	3-Pin Male Connector Kit (Black), Includes: (3) 3-Pin Male Housings, (9) Pin Contacts, (9) Seals
	G1K363	-	3-Pin Male Connector Kit (Blue), Includes: (3) 3-Pin Male Housings, (9) Pin Contacts, (9) Seals
32	GD11089	-	Sealing Plug
33	G10229401	4	Hex Head Cap Screw, 3/8"-16 x 8 1/2", Grade 5
	G11387	2	Flat Washer, 3/8" SAE
	G10108	4	Lock Nut, 3/8"-16
34	GD18118	2	Shaft Sensor Mount
35	GR1415	1	Rotation Sensor
36	GR1414	1	Actuator
37	GD18168	2	Mount
38	G11960	8	Phillips Pan Head Machine Screw, No. 8-32 x 1 1/2", Stainless Steel
	G11961	8	Flat Washer, No. 8
	G11202	8	Lock Nut W/Nylon Insert, No. 8-32, Stainless Steel
39	GD11474	2	Cover
A	GA6147	-	Magnetic Distance Sensor and Mounting Package (Items 4-9)
B	GR1763	-	KPM III Loaner (Display Only)
C	GA13521	-	Shaft Sensor Mounting Pkg. (Items 33, 34, and 37-40)
D	GA13522	-	Shaft Rotation Sensor (1 Sensor, 1 Actuator) (Items 35 and 36)

This page left blank intentionally.

FOC016/FOC007/FOC019(PT27c/FRTZ208)



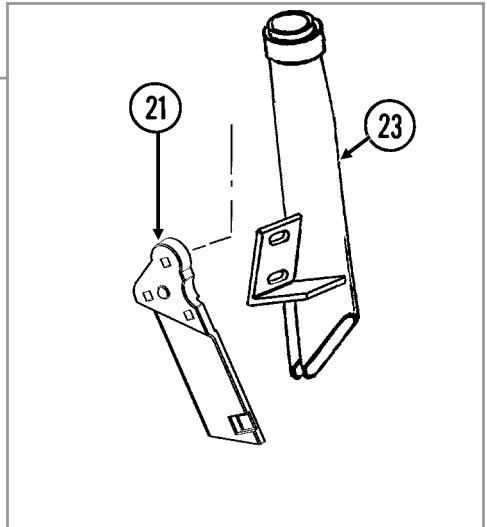
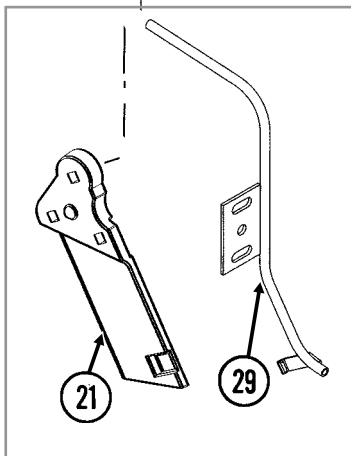
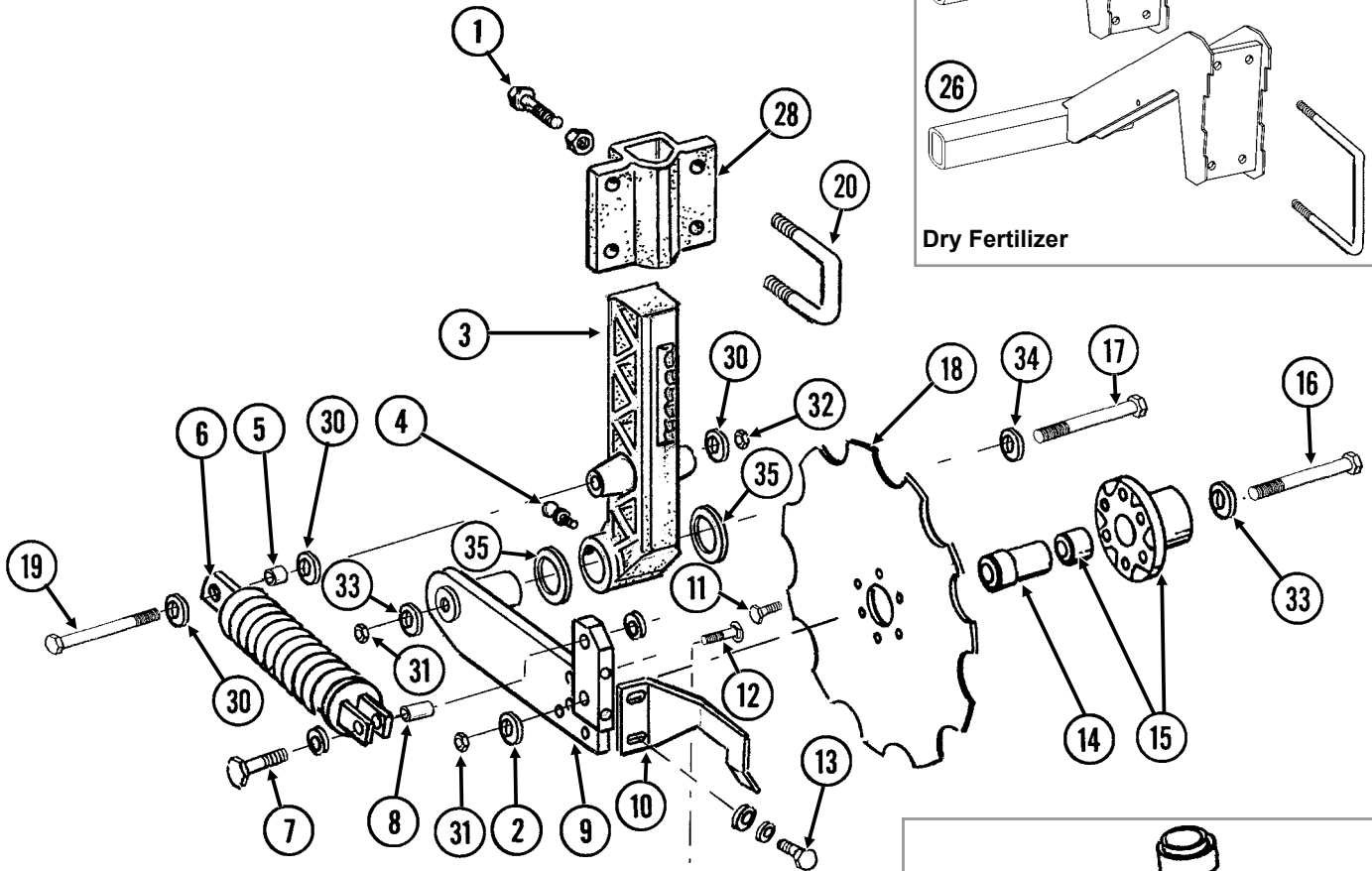
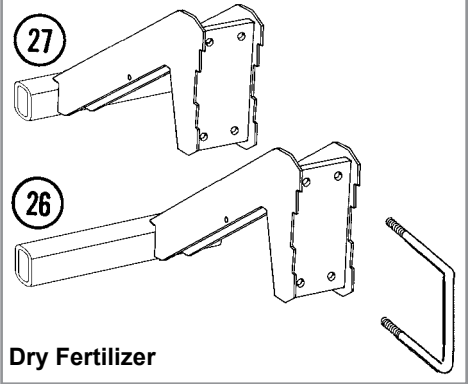
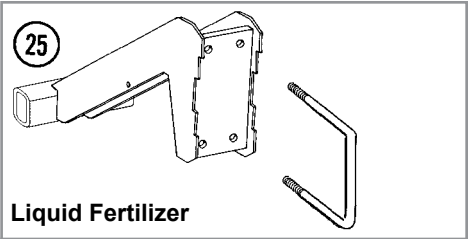
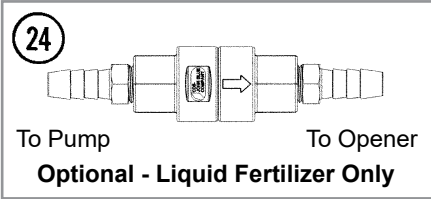
ITEM	PART NO.	QTY. (Per Assy.)	DESCRIPTION
1	GD7900 GD8247	1 -	Disc Blade, 18" Disc Blade, 20" (Optional)
2	GB0205	1	Spindle
3	GA4286	1	Seal
4	GA4287	1	Bearing
5	GA5887 GD6553 GR0188 G11391	1 - - 3	Arm W/Cups and Washers Inner Cup (Included W/GA5887) Outer Cup (Included W/GA5887) Flat Washer, 5/8" SAE (Included W/GA5887)
6	G10007	3	Hex Head Cap Screw, 5/8"-11 x 1 1/2"
7	G10001 G10108	2 2	Hex Head Cap Screw, 3/8"-16 x 1" Lock Nut, 3/8"-16
8	GB0218	3	Bushing, 2 1/32" I.D. x 7/8" O.D. x 1 9/32" Long
9	GD8238	1	Channel
10	GD7962	2	Spring
11	G10641	2	Grease Fitting, 1/8" NPT
12	G10105	3	Hex Nut, 3/4"-10
13	GD7908	1	Tap Block
14	GD34923	1	Spring Seat
15	GA0237	1	Bearing
16	G10220	1	Machine Bushing, 1 1/16", 10 Gauge

ITEM	PART NO.	QTY. (Per Assy.)	DESCRIPTION
17	G10507	1	Slotted Nut, 1"-14
18	GD1104	1	Dust Cap
19	GD8276	1	Pin
	G10237	1	Lock Washer, 7/16"
	G10100	1	Hex Nut, 7/16"-14
20	GD10273	1	Compression Spring
21	G10592	1	Hair Pin Clip, No. 11
22	G10594	6	Bolt, 1/2"-13 x 1 1/2"
	G10111	6	Lock Nut, 1/2"-13
23	G10049	2	Hex Head Cap Screw, 3/8"-16 x 2 1/2"
	G11387	2	Flat Washer, 3/8" SAE
	G10108	2	Lock Nut, 3/8"-16
24	G10599	1	Carriage Bolt, 3/8"-16 x 1 1/4"
	G11387	1	Flat Washer, 3/8" SAE
	G10229	1	Lock Washer, 3/8"
	G10101	1	Hex Nut, 3/8"-16
25	GD7912	1	Scraper
26	GB0210	-	Drop Tube, R.H., Dry Fertilizer
	GB0209	1	Drop Tube, L.H., Dry Fertilizer (Shown)
27	GA8689	1	Drop Tube, L.H., Liquid Fertilizer (Shown)
	GA8688	-	Drop Tube, R.H., Liquid Fertilizer
28	GD8224	2	Bar
29	G10004	2	Hex Head Cap Screw, 3/8"-16 x 1 1/4"
	G10229	2	Lock Washer, 3/8"
30	GD10487	1	Clamp
31	GD10304	-	Angle, R.H.
	GD10303	1	Angle, L.H. (Shown)
32	G10016	2	Hex Head Cap Screw, 1/2"-13 x 2"
	G10111	2	Lock Nut, 1/2"-13
33	G10322	-	Machine Bushing, 1 1/4", 18 Gauge (As Required)
34	G10862	1	Hex Head Cap Screw, 5/8"-11 x 3 1/4"
	G11391	2	Flat Washer, 5/8" SAE
	G10230	1	Lock Washer, 5/8"
35	G10640	1	Grease Fitting, 1/4"-28
36	GD10242	1	Bushing, 2 1/4"
37	G10039	5	Hex Head Cap Screw, 1/2"-13 x 1 3/4"
	G10111	5	Lock Nut, 1/2"-13
38	G10459	1	Cotter Pin, 3/16" x 1 1/2"
39	GA7240	-	Opener Mount, R.H.
	GA7239	1	Opener Mount, L.H. (Shown)
40	GD1114	2	U-Bolt, 7" x 7" x 5/8"-11 (8 1/2" Long)
	GD14559	-	U-Bolt, 7" x 7" x 5/8"-11 (9" Long)
	G10230	4	Lock Washer, 5/8"
	G10104	4	Hex Nut, 5/8"-11
41	GD7907	1	Special Bolt
42	GB0206	1	Rod Guide
43	GD8239	1	Storage Strap
44	GD7904-02	1	Sleeve, 1/2" x 1/2" Long
45	G11389	3	Flat Washer, 1/2" SAE
46	GA15416	-	Check Valve, Low Rate

This page left blank intentionally.

FOC018(TWL34e/TWL34f/TWL34g/FRTZ268/FRTZ208)

NOTE: R.H. and L.H. is determined by which side of blade it is on in the direction of travel.



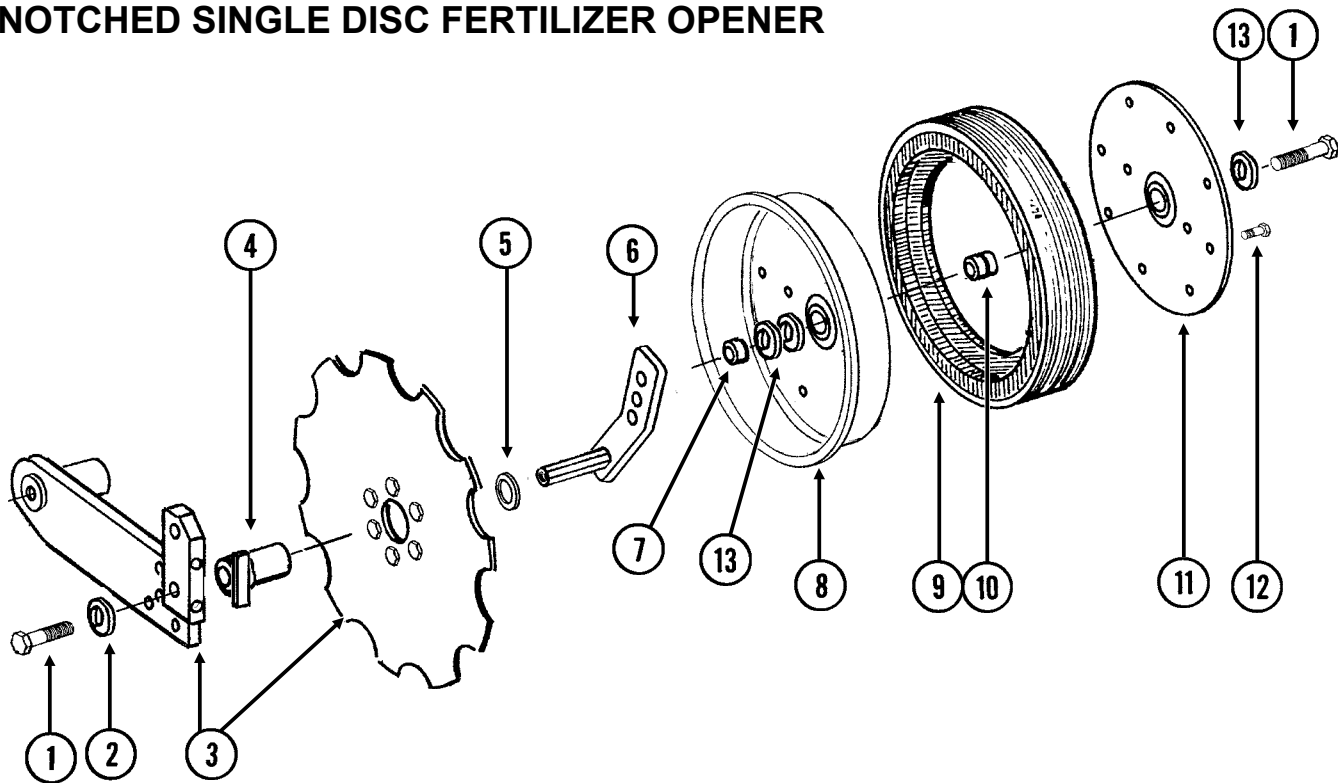
ITEM	PART NO.	QTY. (Per Assy.)	DESCRIPTION
1	G10017	3	Hex Head Cap Screw, 1/2"-13 x 1 1/2"
	G10102	3	Hex Nut, 1/2"-13
2	GD12677	1	Washer, 1 1/2" O.D., 7 Gauge, Hardened
3	GB0296	1	Arm, 13 1/2"
4	G10640	1	Grease Fitting, 1/4"-28
5	GD12685	1	Bushing, 3/4" O.D. x 1/2" Long
6	GA6966	1	Compression Spring Assembly
7	G10047	1	Hex Head Cap Screw, 3/8"-16 x 1 3/4"
	G11387	2	Flat Washer, 3/8" SAE
	G10108	1	Lock Nut, 3/8"-16
8	GD1026	1	Sleeve, 1 3/16" Long
9	GA9433	1	Pivot Arm, L.H. (Shown)
	GA9434	-	Pivot Arm, R.H.
10	GD11557	1	Scraper, L.H. (Shown)
	GD11558	-	Scraper, R.H.
11	G10002	6	Hex Head Cap Screw, 3/8"-16 x 3/4"
12	G10306	3	Carriage Bolt, 3/8"-16 x 2"
	G10108	3	Lock Nut, 3/8"-16
13	G10991	2	Hex Head Cap Screw, 5/16"-18 x 7/8"
	G10232	2	Lock Washer, 5/16"
	G11386	6	Flat Washer, 5/16" SAE
14	GD12679	1	Stepped Spacer, 3" Long
15	GA9437	1	Hub W/Bearing
	GA8603	-	Bearing, Double Row (Included W/GA9437)
16	G10011	1	Hex Head Cap Screw, 5/8"-11 x 5 1/2"
17	G10046	1	Hex Head Cap Screw, 5/8"-11 x 5"
18	GD12676	1	Disc Blade, Notched, 16 3/4"
19	G10871	1	Hex Head Cap Screw, 1/2"-13 x 6"
20	GD13287	2	U-Bolt, 1 1/2" x 2 1/2" x 1/2"-13
	G11389	4	Flat Washer, 1/2" Plated SAE
	G10111	4	Lock Nut, 1/2"-13
21	GB0323	1	Knife, L.H. (Shown)
	GB0322	-	Knife, R.H.
22	---	---	---
23	GA10047	1	Drop Tube, L.H., Dry Fertilizer
	GA10048	-	Drop Tube, R.H., Dry Fertilizer (Shown)
24	GA15416	-	Check Valve, Low Rate
25	GA9564	1	Opener Mount
	GD1113	2	U-Bolt, 5" x 7" x 5/8"-11
	G10230	4	Lock Washer, 5/8"
	G10104	4	Hex Nut, 5/8"-11
26	GA9819	1	Opener Mount
	GD1113	2	U-Bolt, 5" x 7" x 5/8"-11
	G10230	4	Lock Washer, 5/8"
	G10104	4	Hex Nut, 5/8"-11
27	GA9820	1	Opener Mount
	GD1113	2	U-Bolt, 5" x 7" x 5/8"-11
	G10230	4	Lock Washer, 5/8"
	G10104	4	Hex Nut, 5/8"-11
28	GB0405	1	Mount, L.H.
	GB0400	-	Mount, R.H. (Shown)
29	GA12108	1	Drop Tube, Liquid Fertilizer (Shown)
	GA12109	-	Drop Tube, Liquid Fertilizer
30	G11389	-	Flat Washer, 1/2" Plated SAE

Continued on next page.

ITEM	PART NO.	QTY. (Per Assy.)	DESCRIPTION
31	G10107	-	Lock Nut, 5/8"-11
32	G10111	-	Lock Nut, 1/2"-13
33	G11391	-	Flat Washer, 5/8" SAE
34	G10217	-	Washer, 5/8" USS
35	G10450	-	Machine Bushing, 1 1/2", 18 Gauge (As Required)

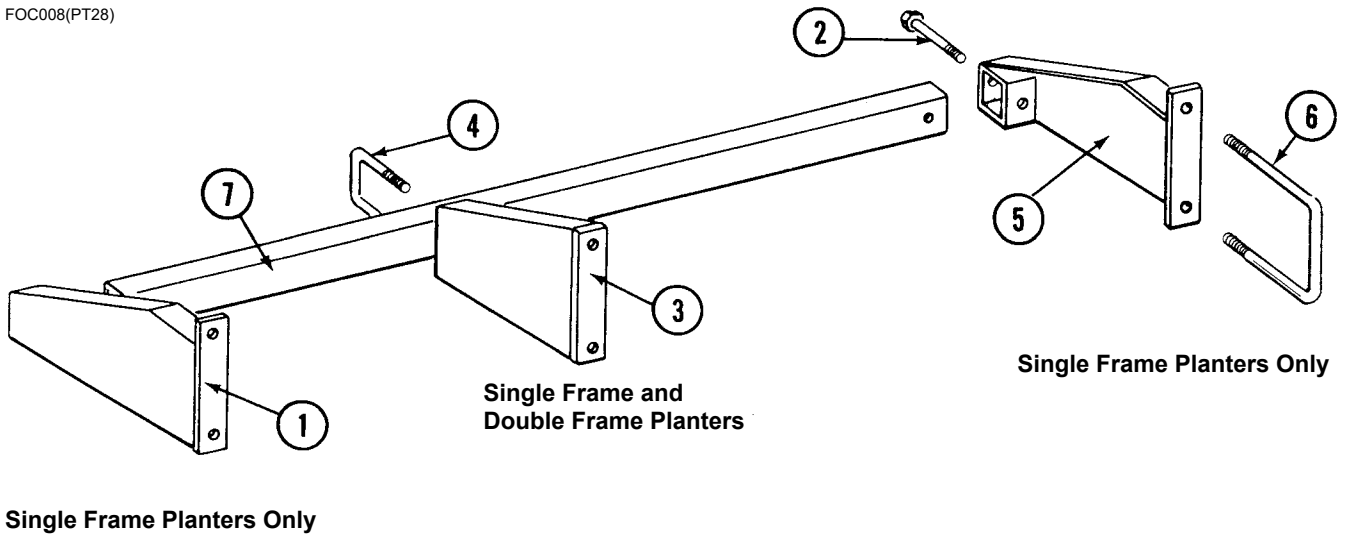
This page left blank intentionally.

(FRTZ256)

**FOR USE WITH
NOTCHED SINGLE DISC FERTILIZER OPENER**

ITEM	PART NO.	QTY. (Per Assy.)	DESCRIPTION
1	G10010	2	Hex Head Cap Screw, 5/8"-11 x 3"
2	G11391	1	Flat Washer, 5/8" SAE
3	---	-	See "Notched Single Disc Fertilizer Opener" on page P90
4	GA9472	1	Blade Mount
5	G10233	1	Machine Bushing, 1", 10 Gauge
6	GA10037	1	Wheel Mount, L.H. (Shown)
	GA10036	1	Wheel Mount, R.H.
7	GD13309	1	Spacer
8	GD31466	1	Half Wheel
9	GD11953	1	Offset Tire
10	GA6171	1	Bearing
11	GD26598	1	Half Wheel Cover, Black
12	G10961	11	Flanged Whiz Lock Screw, 5/16"-18 x 3/4", No Serration
	G10620	11	Serrated Flange Nut, 5/16"-18
13	G10397801	-	Special Machine Bushing, 5/8" x 1" O.D. (As Required)
A	GA18311	-	Gauge Wheel Complete (Items 8-12)
B	G9881X	-	Depth/Gauge Wheel Package (Items 1-13)

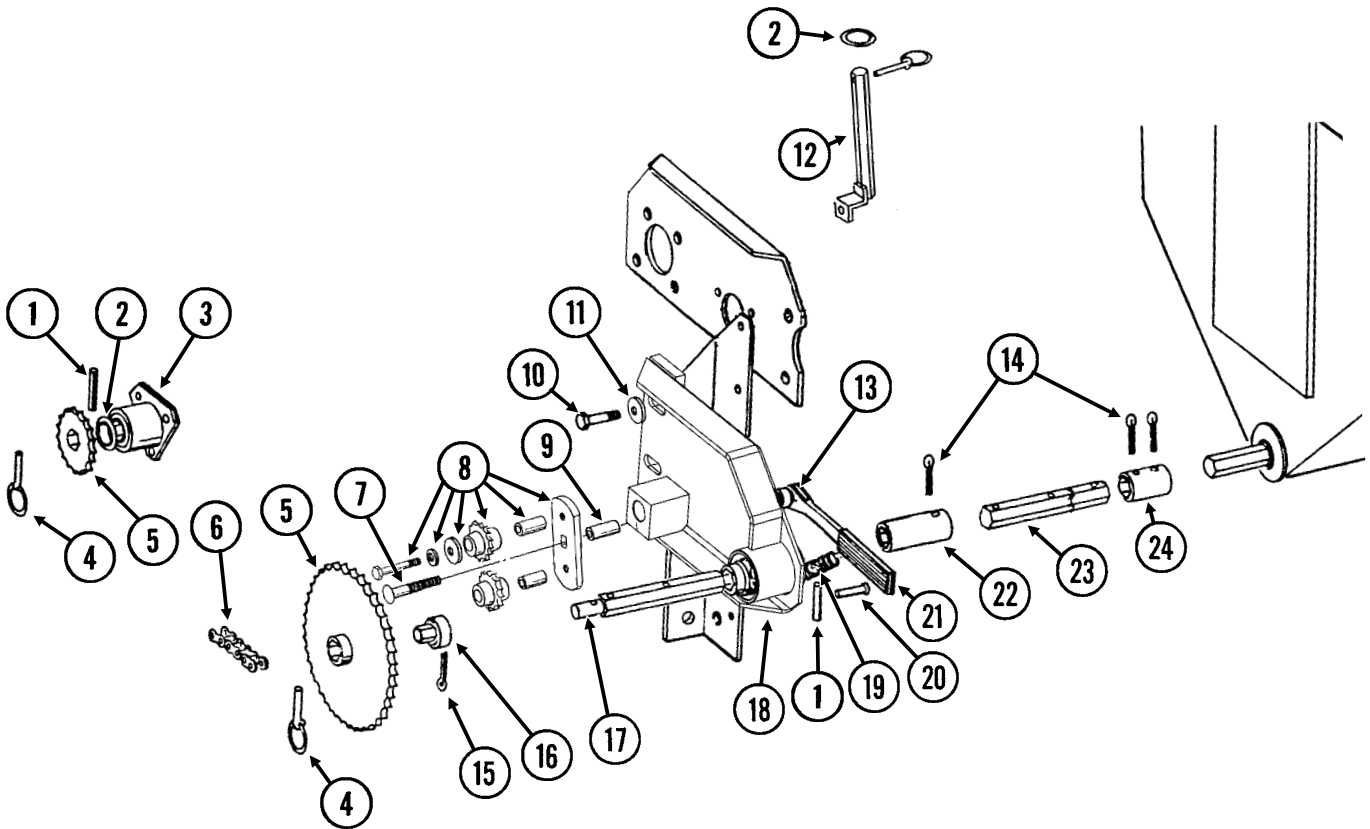
FOC008(PT28)



Single Frame Planters Only

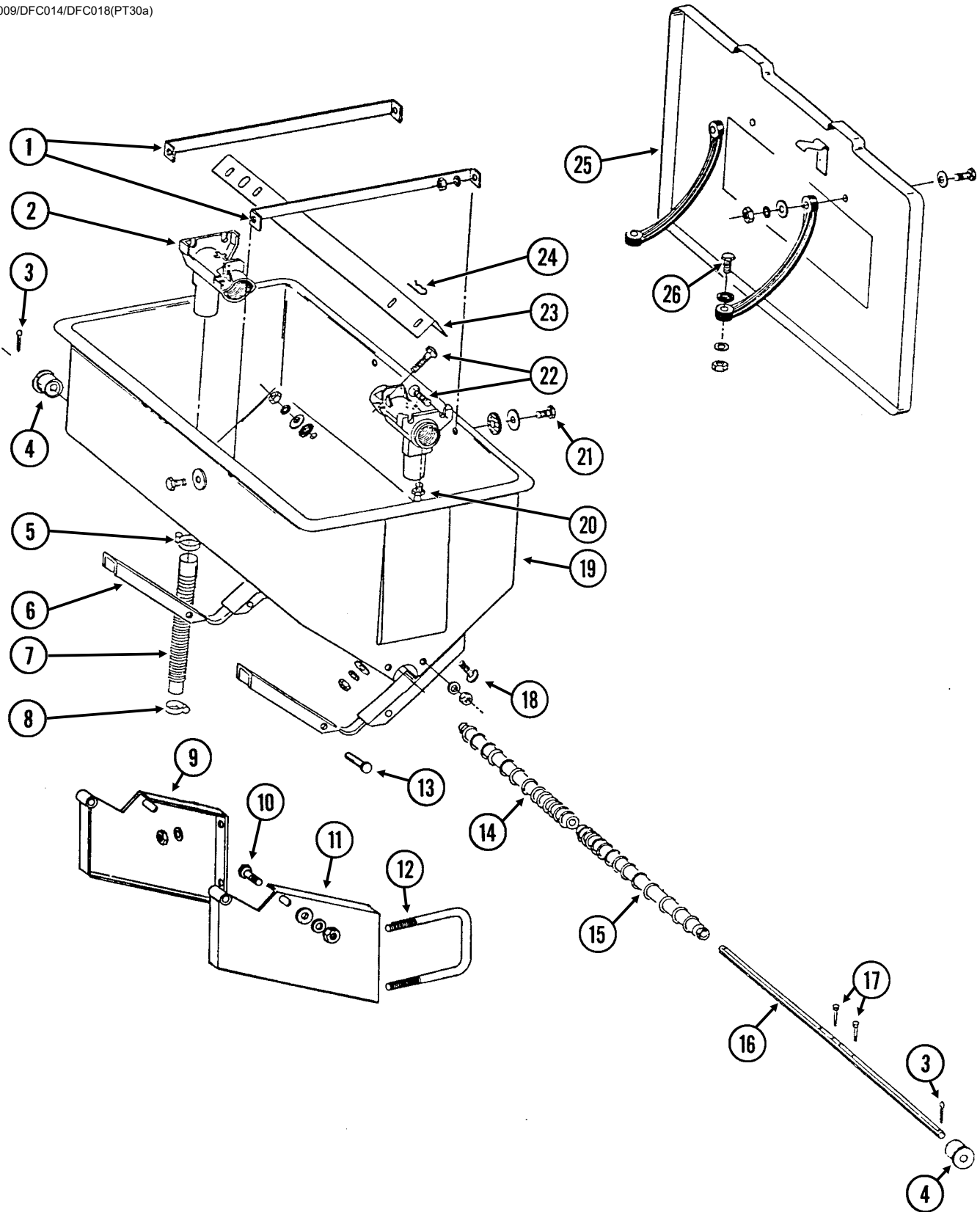
ITEM	PART NO.	QTY.	DESCRIPTION
1	GA5231	1	Support, L.H., Single Frame Planters Only
2	G10035	2	Hex Head Cap Screw, 1/2"-13 x 4"
	G10228	2	Lock Washer, 1/2"
	G10102	2	Hex Nut, 1/2"-13
3	GA5237	1	Support, 19" Long, L.H. (Shown), 8 Row 30" Single Frame Planters
	GA5236	1	Support, 19" Long, R.H., 8 Row 30" Single Frame Planters
	GA9431	1	Support, 18 1/8" Long, L.H., 8 Row 30" Double Frame Planters
	GA9430	1	Support, 18 1/8" Long, R.H., 8 Row 30" Double Frame Planters
4	GD1138	2	U-Bolt, 2 1/2" x 2 1/2" x 1/2"-13
	G10228	4	Lock Washer, 1/2"
	G10102	4	Hex Nut, 1/2"-13
5	GA5230	1	Support, R.H., Single Frame Planters Only
6	GD1114	2	U-Bolt, 7" x 7" x 5/8"-11
	G10230	4	Lock Washer, 5/8"
	G10104	4	Hex Nut, 5/8"-11
7	GD1685-14	1	Toolbar, 2 1/2" x 2 1/2" x 105", 4 Row 30"
	GD1685-13	-	Toolbar, 2 1/2" x 2 1/2" x 165", 6 Row 30"
	GD1685-16	-	Toolbar, 2 1/2" x 2 1/2" x 225", 8 Row 30"
A	G6795X	-	Support Bundle (Items 1, 2, 4, 5 and 6)

(PT29f)



ITEM	PART NO.	QTY.	DESCRIPTION
1	G10602	2	Spring Pin, 1/4" x 1 1/2"
2	G10233	2	Machine Bushing, 1", 10 Gauge
3	GA5223	1	Spacer W/Bearing
	GA5116	-	Bearing, 7/8" Hex Bore, Cylindrical (Included W/GA5116)
4	GD2558	3	Lynch Pin, 1/4"
5	GA5105	1	Sprocket, 15 Tooth
	GA5107	1	Sprocket, 19 Tooth
	GA5114	1	Sprocket, 30 Tooth
	GA5115	1	Sprocket, 33 Tooth
	GA6337	1	Sprocket, 35 Tooth
6	G3310-98	1	Chain, No. 40, 98 Pitch Including Connector Link
	GR0912	-	Connector Link, No. 40
7	G10419	1	Carriage Bolt, 1/2"-13 x 4 1/2"
	G10111	1	Lock Nut, 1/2"-13
8	GA7336	1	Idler W/Bolt-On Sprockets
	GD7426	-	Sprocket, 12 Tooth (Included W/GA7336)
	GD1026	-	Sleeve, 1 3/16" Long (Included W/GA7336)
	G11387	-	Flat Washer, 3/8" SAE (Included W/GA7336)
	G10229	-	Lock Washer, 3/8" (Included W/GA7336)
	G10047	-	Hex Head Cap Screw, 3/8"-16 x 1 3/4" (Included W/GA7336)
9	GD3180-17	1	Sleeve, 5/8" I.D. x 7/8" O.D. x 2 5/16" Long
10	G10053	2	Hex Head Cap Screw, 1/2"-13 x 2 1/2"
	G10585	1	Hex Head Cap Screw, 1/2"-13 x 3 1/4"
	G10033	1	Hex Head Cap Screw, 1/2"-13 x 3 1/2"
	G10016	2	Hex Head Cap Screw, 1/2"-13 x 2"
	G10228	2	Lock Washer, 1/2"
	G10102	2	Hex Nut, 1/2"-13
11	G11389	2	Flat Washer, 1/2" Plated SAE
12	GA7313	1	Sprocket Storage Rod
13	GD10161	1	Spacer, 3/8"
14	G10460	-	Cotter Pin, 1/4" x 2"
15	G10821	1	Clevis Pin, 3/16" x 2"
	G10455	-	Cotter Pin, 1/16" x 1/2"
16	GD7127	1	Shear Coupler
17	GD7870	1	Shaft, 7"
18	GA21798	1	Plate W/Bearings and Grease Fitting
	GA5116	-	Bearing, 7/8" Hex Bore, Cylindrical (Included W/GA21798)
	GA5624	-	Special Bearing, 7/8" Hex Bore x 1.6" (Included W/GA21798)
	G10640	-	Grease Fitting, 1/4"-28 (Included W/GA21798)
19	GD5857	1	Spring
20	G10408	1	Clevis Pin, 5/16" x 3/4"
	G10409	1	Retaining Ring, 5/16"
21	GA4235	1	Ratchet Arm W/Protective Closure
	G10445	-	Protective Closure
22	GD7867	-	Coupler, 3", 4 Row 36"/38" and 6 Row 36"/38" Only
23	GD7871	-	Hex Shaft, 7/8" x 6" (3 Holes), 4 Row 36"/38" and 6 Row 36"/38" Only
24	GD5886	-	Coupler, 1 3/4"

DFC009/DFC014/DFC018(PT30a)



Dry Fertilizer Hopper and Mounts

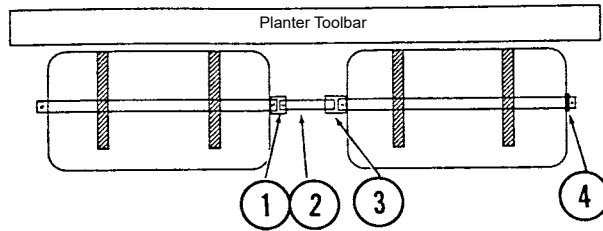
Model 3005

M0298-02

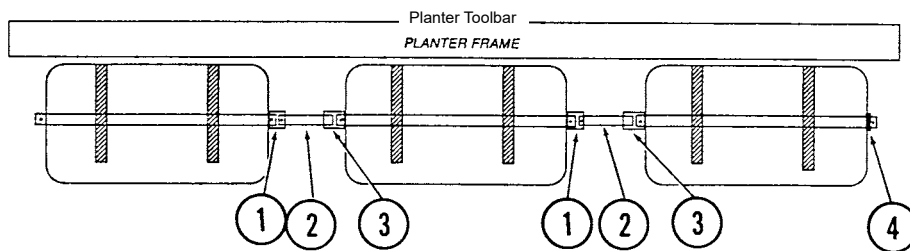
ITEM	PART NO.	QTY. (Per Hopper)	DESCRIPTION
1	GD1209	2	Strap
2	GD1200	2	Outlet Housing
3	G10460	2	Cotter Pin, 1/4" x 2"
4	GB0200	2	Bearing
5	G10676	2	Hose Clamp, No. 36, Stainless Steel
6	GA5652	2	Saddle
7	GD21398	2	Rubber Tube
8	G10672	2	Hose Clamp, No. 28
9	GA0864	1	Hopper Mount, R.H.
10	G10037	2	Hex Head Cap Screw, 1/2"-13 x 1 1/4"
	G11389	2	Flat Washer, 1/2" SAE
	G10228	2	Lock Washer, 1/2"
	G10102	2	Hex Nut, 1/2"-13
11	GA0863	1	Hopper Mount, L.H.
12	GD1114	2	U-Bolt, 7" x 7" x 5/8"-11
	G10177	-	Hex Head Cap Screw, 5/8"-11 x 9 1/2"
	G10230	4	Lock Washer, 5/8"
	G10104	4	Hex Nut, 5/8"-11
13	G10561	2	Clevis Pin, 1/2" x 3"
	G10451	2	Cotter Pin, 1/8" x 1"
14	GB0198	1	Auger, R.H.
15	GB0199	1	Auger, L.H.
16	GD7848	1	Shaft
17	G10587	2	Hex Head Cap Screw, 1/4"-20 x 2", Stainless Steel
	G10588	2	Hex Nut, 1/4"-20, Stainless Steel
18	G10303	8	Carriage Bolt, 5/16"-18 x 1"
	G10201	8	Special Washer, 3/8" x 1 1/2" O.D.
	GD1213	8	Rubber Washer
	G10232	8	Lock Washer, 5/16"
	G10106	8	Hex Nut, 5/16"-18
19	GD1379	1	Hopper
20	G10640	2	Grease Fitting, 1/4"-28
21	G10171	4	Hex Head Cap Screw, 5/16"-18 x 1 1/4"
	G10201	4	Special Washer, 3/8" x 1 1/2" O.D.
	GD1213	4	Rubber Washer
	G10232	4	Lock Washer, 5/16"
	G10106	4	Hex Nut, 5/16"-18
22	G10303	8	Carriage Bolt, 5/16"-18 x 1"
	G11386	8	Flat Washer, 5/16" SAE
	G10232	8	Lock Washer, 5/16"
	G10106	8	Hex Nut, 5/16"-18
23	GD1207	1	Baffle
24	G10670	2	Hair Pin Clip, No. 3
25	GA0898	1	Lid W/Retainers, Clips, Rivets, Rubber Straps and Hardware
	GD1380	-	Front Clip (Included W/GA0898)
	GD2412	-	Rear Retainer (Included W/GA0898)
	G10655	-	Rivet, 3/16" x 1 3/32" (Included W/GA0898)
	GD1210	-	Rubber Strap (Included W/GA0898)
	G10171	-	Hex Head Cap Screw, 5/16"-18 x 1 1/4" (Included W/GA0898)
	G11386	-	Flat Washer, 5/16" SAE (Included W/GA0898)
	G10232	-	Lock Washer, 5/16" (Included W/GA0898)
	G10106	-	Hex Nut, 5/16"-18 (Included W/GA0898)
26	G10133	2	Hex Head Cap Screw, 5/16"-18 x 1 1/2"
	G11386	2	Flat Washer, 5/16" SAE
	G10232	2	Lock Washer, 5/16"
	G10106	2	Hex Nut, 5/16"-18
A	GA5666	-	Hopper Sub-Assembly (Items 2,6,18,19, 22 and 24)
B	GA5667	-	Hopper Hardware Box (Items 1, 3, 4, 14-17, 21, 23 and 26)

RH101190(PT31/PT32/PT33/PT34/PT35)

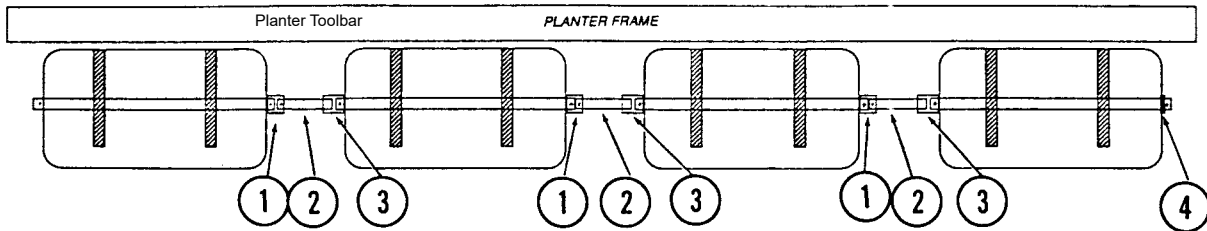
4 Row 30"



6 Row 30"

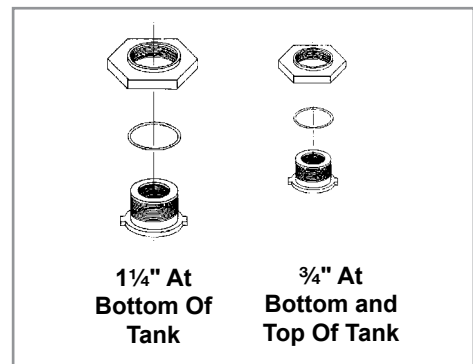
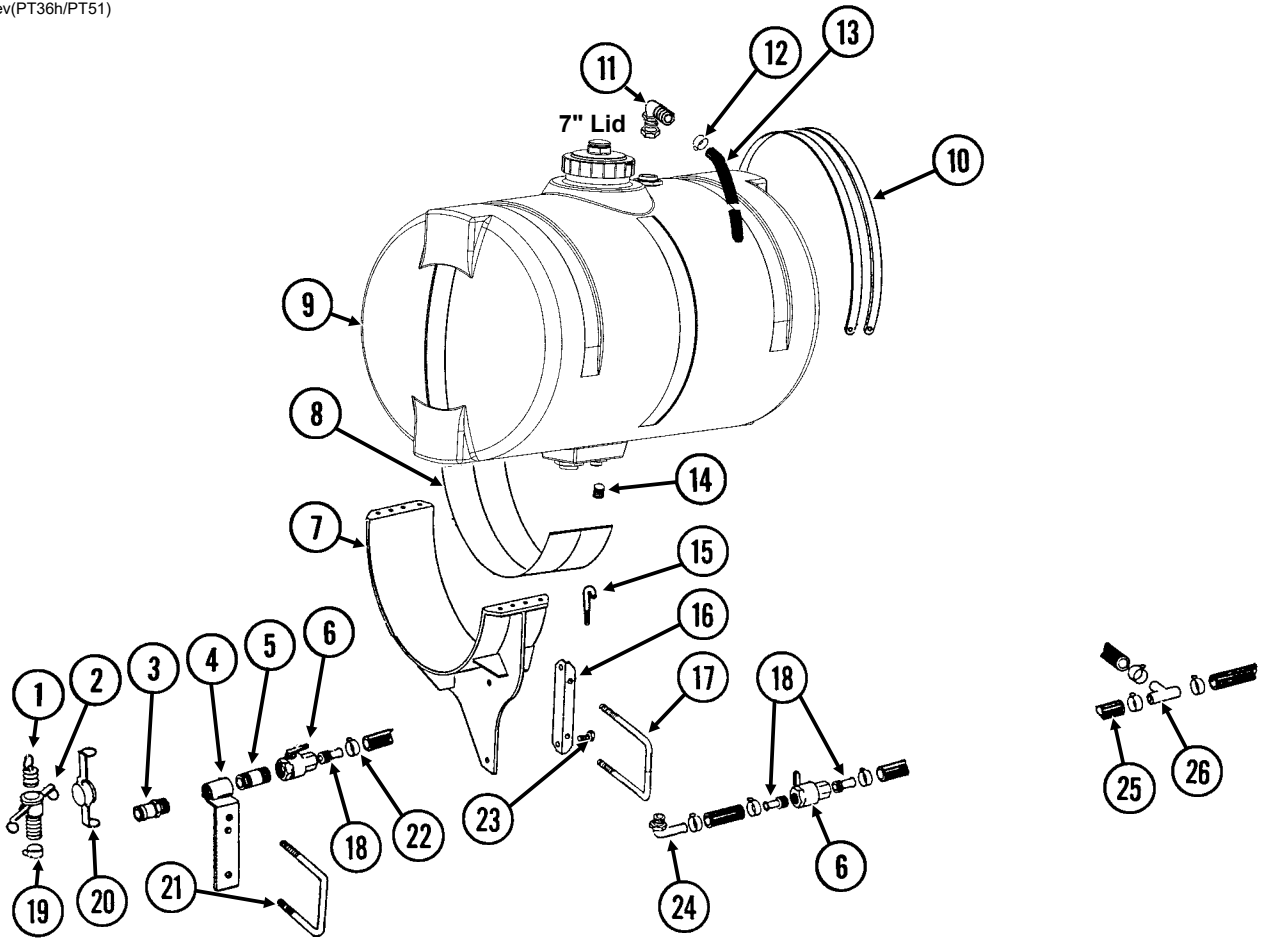


8 Row 30"



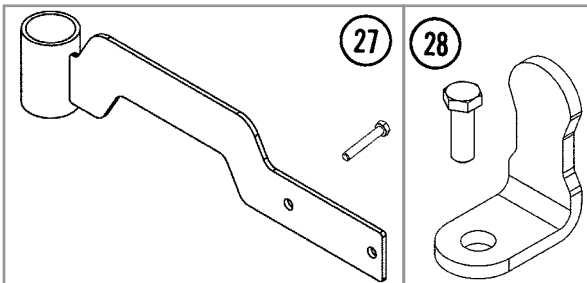
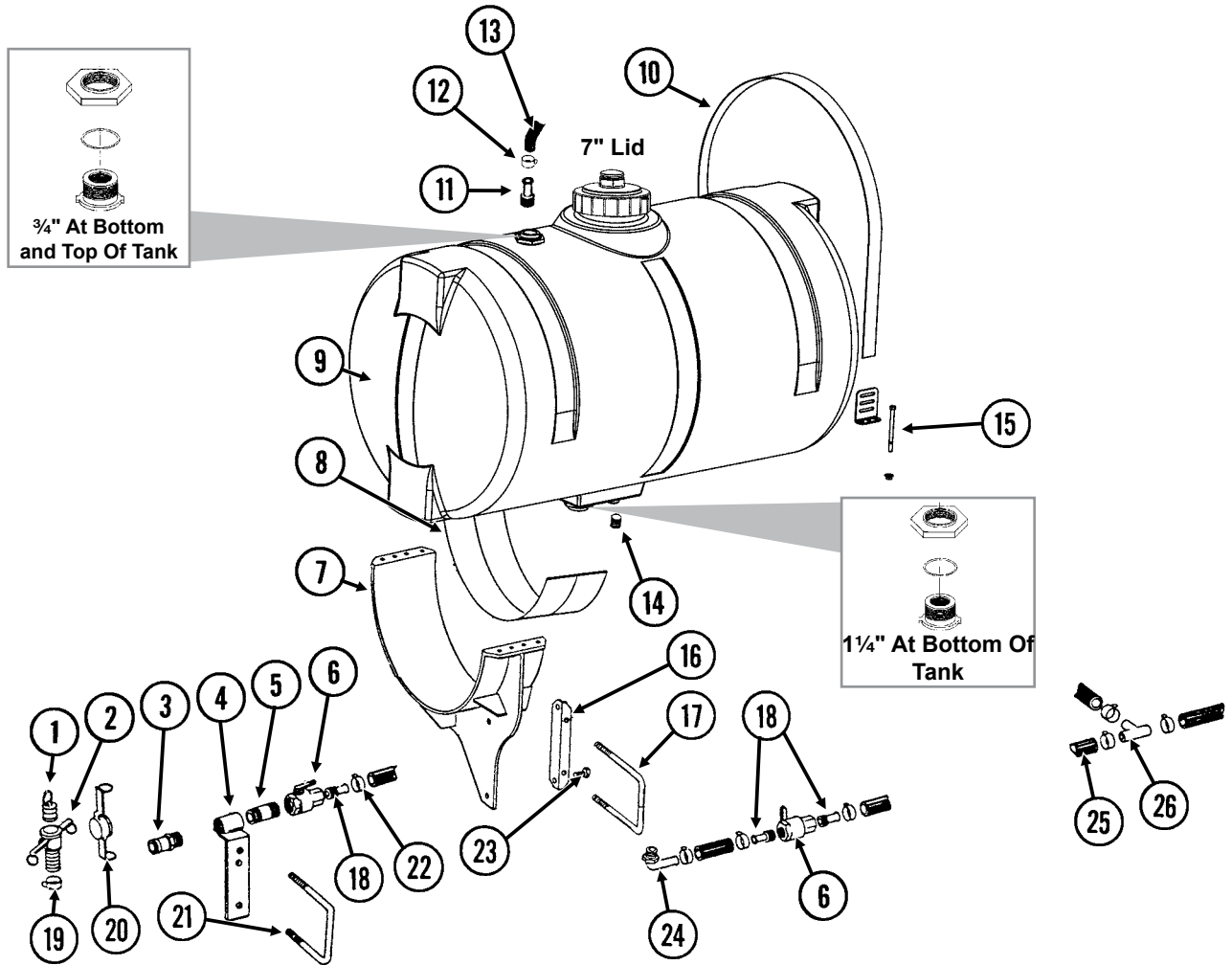
ITEM	PART NO.	QTY.	DESCRIPTION
1	GD5886	-	Coupler, 1 $\frac{3}{4}$ "
2	GD2548-15.5	-	Hex Shaft, 7 $\frac{1}{8}$ " x 15 $\frac{1}{2}$ " (1 Hole)
3	GD7867	-	Coupler, 3"
4	G10233	2	Machine Bushing, 1", 10 Gauge

LFC012rev(PT36h/PT51)



ITEM	PART NO.	QTY.	DESCRIPTION
1	GD1517	1	Dust Plug, 1/4" Male Cam Lock
2	GD1516	1	Adapter, 1/4" Barb To Female Cam Lock
3	GD1514	1	Adapter, 1/4" Male NPT To Cam Lock
4	GA5917	1	Quick Fill Mount
5	G10619	1	Close Nipple, 1/4" NPT
6	GA4976	-	Shutoff Valve, 1/4" NPT
	GR1015	-	Body O-Ring (Included W/GA4976)
	GR1016	-	Stem O-Ring (Included W/GA4976)
	GR1017	-	Teflon Seat (Included W/GA4976)
	GR1018	-	Ball (Included W/GA4976)
	GR1019	-	Handle (Included W/GA4976)
7	GA7375	-	Tank Mount (2 Per Tank)
8	GD1862	-	Pad, 8" x 14" (For Two 30" Tanks)
9	GA14049	-	Tank W/Lid and Fittings, 30" x 150 Gallon, 4 Row
	GA16428	-	Lid W/Vent, 7" (Top Of Tank) (Included W/GA14049)
	GR1708	-	3/4" Polypropylene Fitting Assembly (Overflow Fitting, Nut, Bushing, and O-Ring) (Top and Bottom Of Tank) (Included W/GA14049)
	GR0508	-	1 1/4" Polypropylene Fitting Assembly (Nut, Bushing, and O-Ring) (Bottom Of Tank) (Included W/GA14049)
	GR1941	-	Seal (Included W/GA14049)
10	GD1520	-	Band, 30"
11	G10917	2	Elbow, 90°, 3/4" NPT To Barb
12	G10278	2	Hose Clamp, No. 16
13	G4205-12	1	Hose, 3/4" x 144"
14	G10096	-	Pipe Plug, 3/4" NPT
15	GD1337	-	J-Bolt, 5/16"-18
	G11182	-	Lock Nut W/Nylon Insert, 5/16"-18
16	GD10110	-	Mounting Angle (2 Per Tank)
17	GD1748	-	U-Bolt, 7" x 7" x 3/4"-10
	G10231	-	Lock Washer, 3/4"
	G10105	-	Hex Nut, 3/4"-10
18	G10626	-	Adapter, 1/4" NPT To Barb
19	G10672	1	Hose Clamp, No. 28
20	GD1515	1	Dust Cap, 1/4" Cam Lock
21	GD7145	1	U-Bolt, 7" x 7" x 1/2"-13
	GD11721	1	U-Bolt, 5" x 7" x 1/2"-13
	G10228	2	Lock Washer, 1/2"
	G10102	2	Hex Nut, 1/2"-13
22	G10674	-	Hose Clamp, No. 24
23	G10007	-	Hex Head Cap Screw, 5/8"-11 x 1 1/2"
	G10230	-	Lock Washer, 5/8"
	G10104	-	Hex Nut, 5/8"-11
24	G10629	-	Elbow, 90°, 1/4" NPT To Barb
25	G4200-01	1	Hose, 1/4" x 22', 4 Row
26	G10633	-	Tee, 1/4" Barb

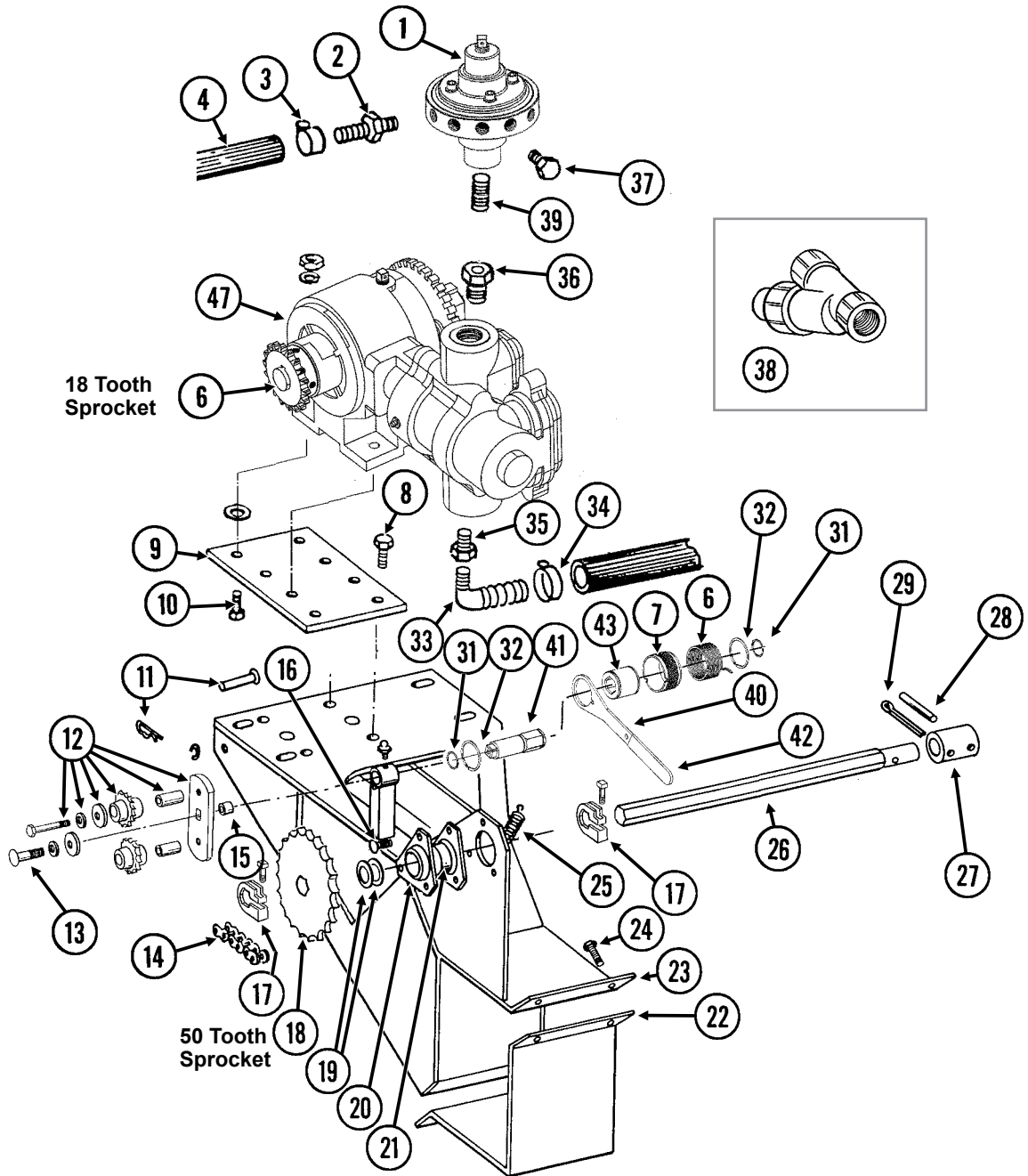
LFC012rev(PT36i/PT51)



ITEM	PART NO.	QTY.	DESCRIPTION
1	GD1517	1	Dust Plug, 1¼" Male Cam Lock
2	GD1516	1	Adapter, 1¼" Barb To Female Cam Lock
3	GD1514	1	Adapter, 1¼" Male NPT To Cam Lock
4	GA5917	1	Quick Fill Mount
5	G10619	1	Close Nipple, 1¼" NPT
6	GA4976	-	Shutoff Valve, 1¼" NPT
	GR1015	-	Body O-Ring (Included W/GA4976)
	GR1016	-	Stem O-Ring (Included W/GA4976)
	GR1017	-	Teflon Seat (Included W/GA4976)
	GR1018	-	Ball (Included W/GA4976)
	GR1019	-	Handle (Included W/GA4976)
7	GA7375	-	Tank Mount (2 Per Tank)
8	GD1862	-	Pad, 8" x 14' (For Two 30" Tanks)
9	GA14049	-	Tank W/Lid and Fittings, 30" x 150 Gallon, 6 and 8 Row
	GA16428	-	Lid, 7" (Included W/GA14049)
	GR1941	-	Lid Seal (Included W/GA14049)
	GR1708	-	¾" Polypropylene Fitting Assembly (Overflow Fitting, Nut, Bushing, and O-Ring) (Top and Bottom Of Tank) (Included W/GA14049)
	GR0508	-	1¼" Polypropylene Fitting Assembly (Nut, Bushing, and O-Ring) (Bottom Of Tank) (Included W/GA14049)
10	GD11124	-	Strap, 84"
11	G10626	2	Adapter, 1¼" NPT To Barb
12	G10674	2	Hose Clamp, No. 24
13	G4602-01	1	Black Helix Hose, 1¼" x 18'
14	G10096	-	Pipe Plug, ¾" NPT
15	G10485	-	Hex Head Tap Bolt, ⅜"-16 x 5"
	G10901	-	Lock Nut, ⅜"-16
16	GD10110	-	Mounting Angle (2 Per Tank)
17	GD1748	-	U-Bolt, 7" x 7" x ¾"-10
	G10231	-	Lock Washer, ¾"
	G10105	-	Hex Nut, ¾"-10
18	G10626	-	Adapter, 1¼" NPT To Barb
19	G10672	1	Hose Clamp, No. 28
20	GD1515	1	Dust Cap, 1 ¼" Cam Lock
21	GD7145	1	U-Bolt, 7" x 7" x ½"-13
	GD11721	1	U-Bolt, 5" x 7" x ½"-13
	G10228	2	Lock Washer, ½"
	G10102	2	Hex Nut, ½"-13
22	G10674	-	Hose Clamp, No. 24
23	G10007	-	Hex Head Cap Screw, ⅝"-11 x 1½"
	G10230	-	Lock Washer, ⅝"
	G10104	-	Hex Nut, ⅝"-11
24	G10629	-	Elbow, 90°, 1¼" NPT To Barb
25	G4200-02	-	Hose, 1¼" x 27', 6 Row
	G4200-03	-	Hose, 1¼" x 32', 8 Row
26	G10633	-	Tee, 1¼" Barb
27	GA14112	-	Hose Guide
	G10004	-	Hex Head Cap Screw, ⅜"-16 x 1¼"
	G11091	-	Serrated Flange Nut, ⅜"-16
28	GD20060	-	Hose Bracket
	G10004	-	Hex Head Cap Screw, ⅜"-16 x 1¼"
	G11091	-	Serrated Flange Nut, ⅜"-16
29	GD11123	-	Anchor

(FRTZ269)

50 Tooth Drive Sprocket and 18 Tooth Driven Sprocket



Liquid Fertilizer Piston Pump Drive

Model 3005

M0298-02

ITEM	PART NO.	QTY.	DESCRIPTION
1	---	-	See "Liquid Fertilizer Piston Pump Flow Divider" on page P112
2	GD11700	-	Adapter, 1/4" NPT To 3/8" Barb
3	G10681	-	Hose Clamp, No. 6
4	G4301-01	1	Hose, 3/8" x 30', 4 Row
	G4301-03	-	Hose, 3/8" x 60', 6 Row
	G4301-04	-	Hose, 3/8" x 100', 8 Row
5	---	-	See "Liquid Fertilizer Piston Pump Uses 18 Tooth Sprocket" on page P110
6	GD14413	1	Torsion Spring, L.H. (Used On R.H. Wrap Spring Wrench)
7	GD19343	1	Release Collar, R.H.
8	G10004	4	Hex Head Cap Screw, 3/8"-16 x 1 1/4"
	G10229	4	Lock Washer, 3/8"
	G10101	4	Hex Nut, 3/8"-16
9	GD11180	1	Plate
10	G10003	4	Hex Head Cap Screw, 3/8"-16 x 1 1/2"
	G11387	4	Flat Washer, 3/8" SAE
	GR1122	4	Mounting Pad
	G10229	4	Lock Washer, 3/8"
	G10101	4	Hex Nut, 3/8"-16
11	G10478	1	Clevis Pin, 5/16" x 1"
	G10409	1	Retaining Ring, 5/16"
	G10670	1	Hair Pin Clip, No. 3
12	GA7336	1	Idler W/Bolt-On Sprockets
	GD7426	-	Sprocket, 12 Tooth (Included W/GA7336)
	GD1026	-	Sleeve, 1 3/16" Long (Included W/GA7336)
	G11387	-	Flat Washer, 3/8" SAE (Included W/GA7336)
	G10229	-	Lock Washer, 3/8" (Included W/GA7336)
	G10047	-	Hex Head Cap Screw, 3/8"-16 x 1 3/4" (Included W/GA7336)
13	G11100	1	Hex Socket Button Head Cap Screw, 1/4"-20 x 1/2", Grade 8
	G10227	1	Lock Washer, 1/4"
	G11453	1	Fender Washer, 1/4"
14	G3310-126	1	Chain, No. 40, 126 Pitch Including Connector Link
	GR0912	-	Connector Link, No. 40
15	GD2734-08	1	Sleeve, 1 1/4" O.D. x 5/8" Long
16	G10303	3	Carriage Bolt, 5/16"-18 x 1"
	G10232	3	Lock Washer, 5/16"
	G10106	3	Hex Nut, 5/16"-18
17	GA11331	2	Hex Lock Clamp Assembly
18	GA5194	1	Sprocket, 50 Tooth
19	G10233	2	Machine Bushing, 1", 10 Gauge
20	G3400-01	2	Flangette
21	G2100-03	1	Bearing, 7/8" Hex Bore, Spherical
22	GD15685	1	Clamp
23	GA6501	1	Drive Plate W/Grease Fitting
	G10641	-	Grease Fitting, 1/8" NPT
	G10640	-	Grease Fitting, 1/4"-28
24	G10017	4	Hex Head Cap Screw, 1/2"-13 x 1 1/2"
	G10228	4	Lock Washer, 1/2"
	G10102	4	Hex Nut, 1/2"-13
25	GD5857	1	Spring
26	GD5990	1	Shaft, 74"
27	GD3839	1	Coupler, 2"
28	G10602	1	Spring Pin, 1/4" x 1 1/2"
29	G10460	1	Cotter Pin, 1/4" x 2"

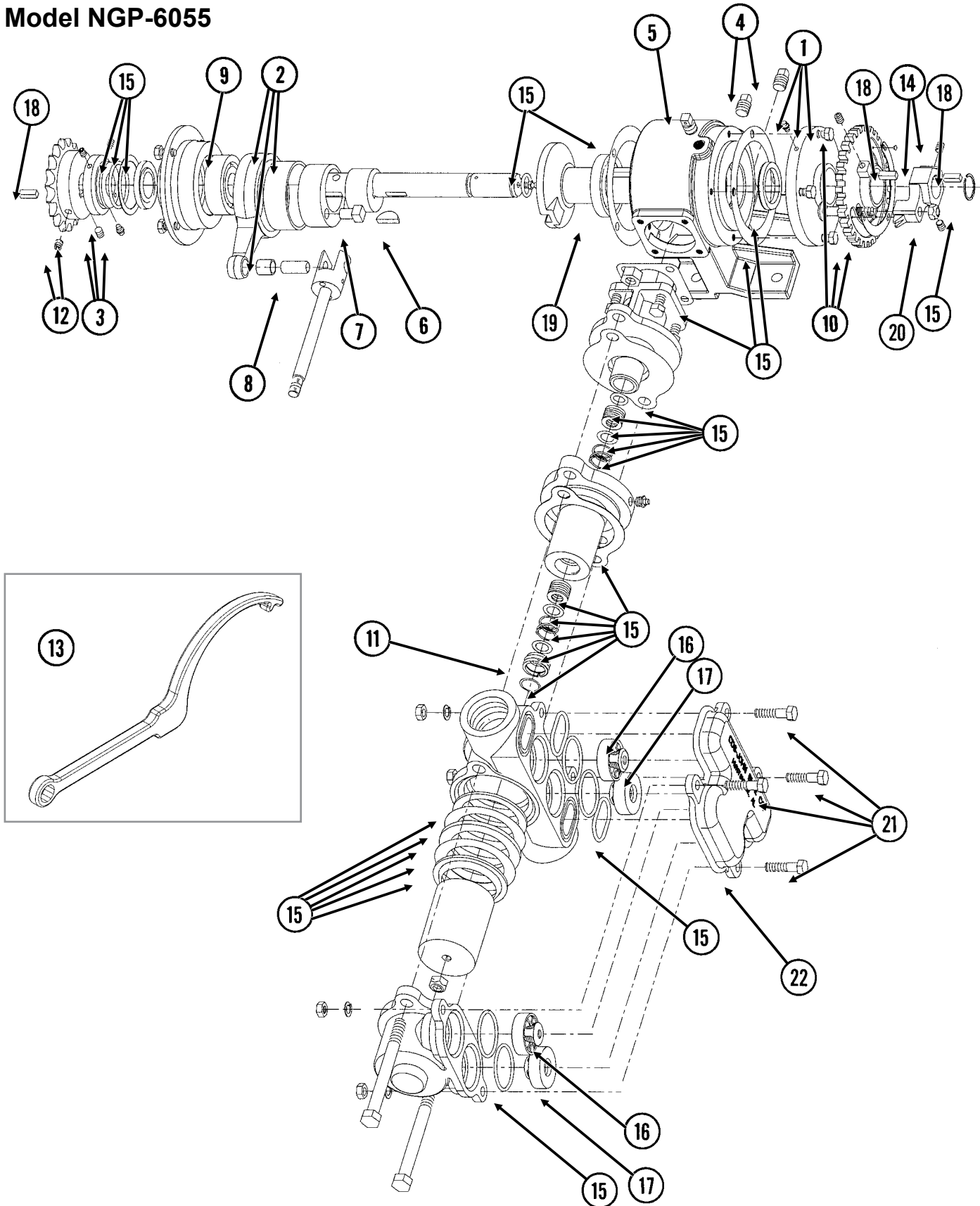
Continued on next page.

ITEM	PART NO.	QTY.	DESCRIPTION
30	---	---	---
31	G11075	2	External Inverted Snap Ring, 7/8"
32	G10496	2	External Inverted Snap Ring, 1 1/2"
33	G10629	1	Elbow, 90°, 1 1/4" NPT To Barb
34	---	-	See "Liquid Fertilizer Tanks, Saddle, Mounts, Hoses, and Fittings, 4 Row" on page P102 See "Liquid Fertilizer Tanks, Saddles, Mounts, Hoses, and Fittings, 6 and 8 Row" on page P104
35	G10615	1	Reducing Bushing, 1 1/2" Male NPT To 1 1/4" Female
36	G11237	1	Reducing Bushing, 1 1/2" Male NPT To 3/4" Female
37	G10292	-	Pipe Plug, 1/4" NPT
38	GA3893	1	Strainer Complete
	GR0880	-	Screen, No. 40 Mesh (Included W/GA3893)
	GR0881	-	Gasket (Included W/GA3893)
	GR0882	-	Y-Body (Included W/GA3893)
	GR0883	-	End Cap (Included W/GA3893)
39	G10994	1	Close Nipple, 3/4" NPT, Stainless Steel
40	GD14431	1	Handle
41	GD14427	1	Tightener Shaft, 4 7/8"
42	G11078	1	Vinyl Cap
43	GD14432	1	Sleeve, 1 1/4"
A	G1K378	-	Wrap Spring Wrench Replacement Kit, Blue Collar, R.H., (Items 6-7, 13, 15, 31, 32, 36 and 41-43)

This page left blank intentionally.

(A12335a/GR1808)

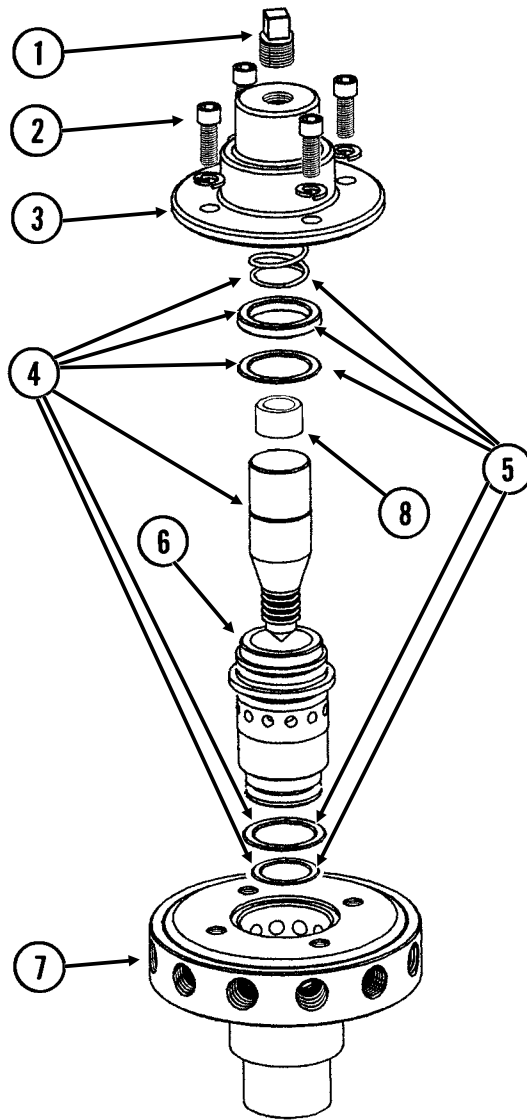
Model NGP-6055



ITEM	PART NO.	QTY.	DESCRIPTION
1	GR1804	1	Flange Cover Assembly
	G10991	4	Hex Head Cap Screw, 5/16"-18 x 7/8"
2	GR1802	1	Connecting Rod Assembly
3	GR1801	1	Spacer Assembly
	G10693	3	Hex Socket Head Set Screw, 5/16"-18 x 3/8"
4	GR1123	2	Plug
5	GR1543	1	Vent Plug
6	GR1112	1	Woodruff Key
7	GR1120	1	Eccentric Pin
8	GR1124	1	Pin
9	GR1104	1	Bearing
10	GR1805	1	Setting Hub Assembly
11	GR1134	1	Stuffing Box Insert
12	GR1389	1	Sprocket, 18 Tooth
13	GR1808	1	Adjustment Wrench
14	GR1806	1	Setting Pointer Assembly
15	GR1795	1	Repair Kit, Includes: (6) Gaskets, (9) O-Rings, (4) Washers, (1) Retaining Ring, (2) Oil Seals, (1) Snap Ring, (1) Thrust Washer, (1) Rod Bushing, (2) Flange Plunger Packings, (2) Packing Springs, (2) Rod Vee Packing Sets
16	GR1799	2	Discharge Valve Assembly
17	GR1797	2	Suction Valve Assembly
18	GR1118	3	Setting Arm Key
19	GR1116	1	Bearing
20	G10306	1	Carriage Bolt, 3/8"-16 x 2"
	G10108	1	Lock Nut, 3/8"-16
21	G10003	4	Hex Head Cap Screw, 3/8"-16 x 1 1/2"
	G11387	4	Flat Washer, 3/8" SAE
	G10229	4	Lock Washer, 3/8"
	G10101	4	Hex Nut, 3/8"-16
22	GR2003	1	Valve Cover
A	GA12330	-	Piston Pump Complete W/18 Tooth Sprocket (Model NGP-6055)

(FRTZ159/PT40a/FRTZ202c)

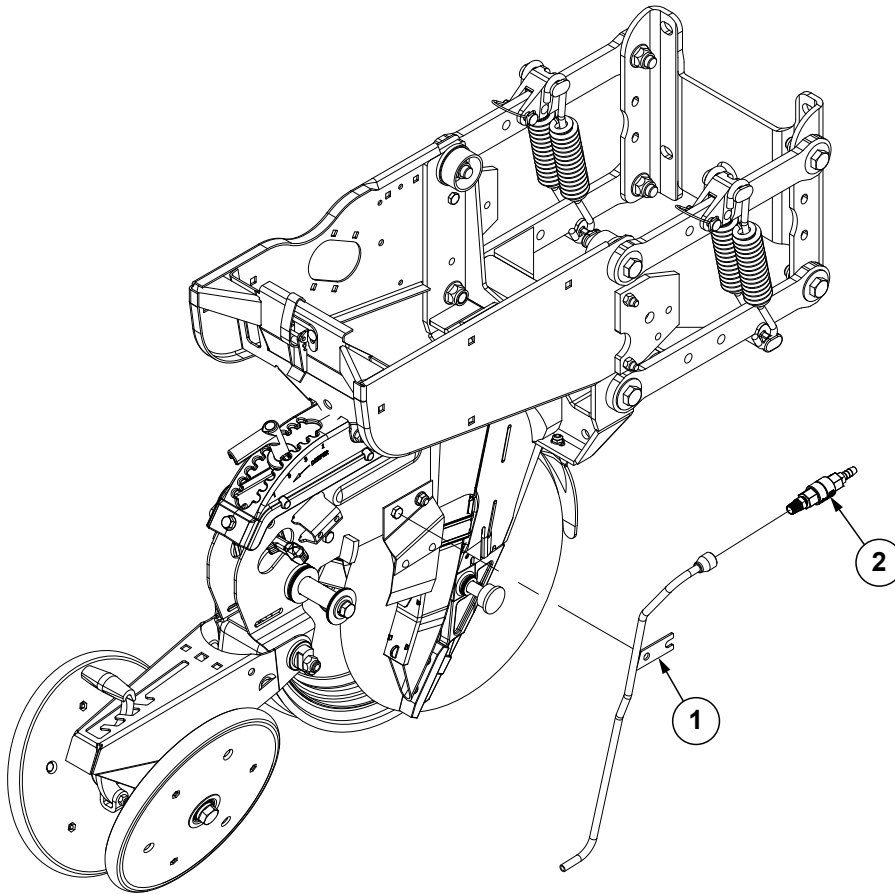
Model FD-1200 Flow Divider, 12 Outlet








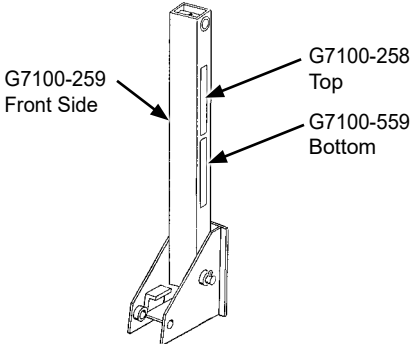

3/4" NPT

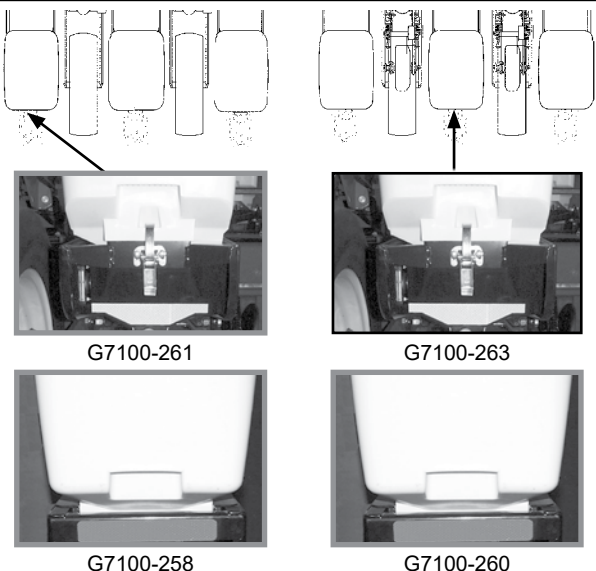



ITEM	PART NO.	QTY.	DESCRIPTION
1	GR1543	1	Vent Plug
2	GR1542	4	Hex Socket Head Screw, 1/4"-20 x 3/4"
	GR1541	4	Lock Washer, 1/4", Stainless Steel
3	GR1540	1	Cap
4	GR1544	1	Needle Assembly W/Seal Kit (Item 22)
5	GR1545	1	Seal Kit, Includes: (3) O-Rings, (1) Seal, (1) Spring
6	GR1535	1	Sleeve
7	GR1533	1	Body (12 Outlet)
8	GR1574	1	Sleeve, 1" O.D. x 1/2" Long, Stainless Steel
A	GA8931	1	Liquid Fertilizer Piston Pump Flow Divider Complete, 12 Outlet (Model FD-1200)








(IP1624)


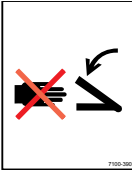






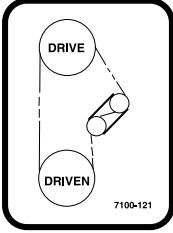
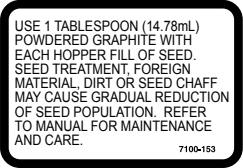




ITEM	PART NO.	QTY.	DESCRIPTION
1	GA18822	-	Liquid Fertilizer Tube
2	GA20583	-	Check Valve Assembly

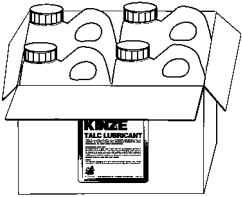
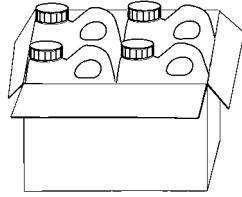





	
<p>Part No.: GD2199 Description: SMV Sign Quantity: 1</p>	
	
<p>Conventional Row Marker</p>	<p>Low Profile Row Marker</p>
	
<p>Part No.: G7100-397 Description: Decal, Warning Quantity: 1 (Per Row Marker Cylinder - Conventional) 4 (2 Per Row Marker)</p>	
	
	
<p>Part No.: G7100-557 Description: Reflective Decal, Red, 2" x 9", Rectangular Quantity: 2 (1 Per Row Marker) (If Applicable)</p>	
<p>Part No.: G7100-558 Description: Reflective Decal, Amber, 2" x 9", Rectangular Quantity: 2 (1 Per Row Marker)</p>	
<p>Part No.: G7100-559 Description: Reflective Decal, Orange, 2" x 9", Rectangular Quantity: 2 (2 Per Row Marker)</p>	

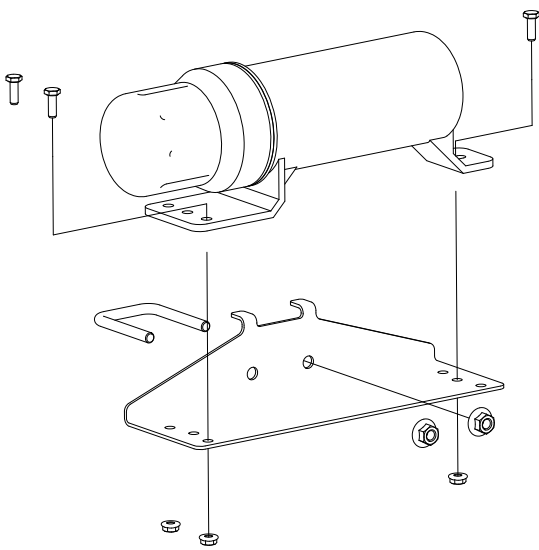

 <p>NOTE: Exceptions to above are 8 Row 30" planters. Red reflective decals are used on 1, 3, 6, and 8 row units. Orange reflective decals are used on 2, 4, 5, and 7 row units. (If Applicable)</p>	 <p>Part No.: G7100-261 Description: Reflective Decal, Red, 1¼" x 9", Die-Cut Quantity: 2 (One per row unit located on the hopper support on the outside row unit on each end of the planter) (if applicable)</p> <p>Part No.: G7100-263 Description: Reflective Decal, Orange, 1¼" x 9", Die-Cut Quantity: 2 (One per row unit located on the hopper support on the second row unit in on each end of the planter) (if applicable)</p> <p>Part No.: G7100-557 Description: Reflective Decal, Red, 2" x 9", Rectangular Quantity: 2 (One per row unit located on the granular chemical hopper panel extension on the outside row unit on each end of the planter) (If applicable)</p> <p>Part No.: G7100-559 Description: Reflective Decal, Orange, 2" x 9", Rectangular Quantity: 2 (One per row unit located on the granular chemical hopper panel extension on the second row unit in on each end of the planter) (if applicable)</p>
	 <p>WARNING Loss of control can cause death or serious injury, or damage to property and equipment. Tow only with farm tractor weight rated and configured for this equipment. Use safety chains and transport as specified in the Operator and Parts Manual.</p> <p>Part No.: G7100-393 Description: Decal, Warning Quantity: 1</p>

<p>G7100-385</p> 	<div data-bbox="1021 249 1338 407">  <p>⚠ WARNING Uncontrolled machine movement can crush resulting in death, serious injury, or damage to property and equipment. Install safety lockup devices before working under or transporting this equipment.</p> </div> <p>Part No.: G7100-385 Description: Decal, Warning Quantity: 1 (Per Contact Wheel Assembly)</p> <div data-bbox="1021 525 1338 682">  <p>⚠ WARNING Uncontrolled movement of planter components can cause death, serious injury, or damage to property and equipment. Raise planter and install cylinder lockups before folding. Fold on level ground. Install wing safety latches before towing.</p> </div> <p>Part No.: G7100-402 Description: Decal, Warning Quantity: 1 (Per Contact Wheel Assembly)</p>
	<div data-bbox="989 884 1370 1073">  <p>⚠ WARNING Agricultural chemicals can cause death or serious injury to persons, animals, and plants or seriously damage soil, equipment, and property. Read and follow all chemical and equipment manufacturer labels and instructions.</p> </div> <p>Part No.: G7100-381 Description: Decal, Warning Quantity: 1 (1 Per Row Unit - Located On Underside Of Granular Chemical Hopper Lid)</p>
	<div data-bbox="993 1329 1365 1430">  <p>⚠ CAUTION Improper lifting of row unit can cause serious injury. An empty row unit requires minimum 90 lb (40.8 kg) lift. Set down pressure springs to minimum, lower planter to ground, and empty seed hopper before attempting to lift with this lever.</p> </div> <p>Part No.: G7100-389 Description: Decal, Caution Quantity: 1 (Located On Interplant Push Row Unit Lift Lever)</p>

<p>G7100-255 or G7100-385</p> 	 <p>WARNING Moving parts can pinch or crush and cause serious injury. Keep away at all times!</p>
	<p>Part No.: G7100-390 Description: Decal, Warning Quantity: 2 (Located On Interplant Self-Leveling Hitch Extension)</p>
	 <p>WARNING Uncontrolled machine movement can crush resulting in death, serious injury, or damage to property and equipment. Install safety lockup devices before working under or transporting this equipment.</p>
	<p>Part No.: G7100-385 Description: Decal, Warning Quantity: 1 (Located On Interplant Lift Cylinder Lockup)</p>
	<p>Part No.: GD2984 Description: Tie Strap, 34"</p> <p>Part No.: GD1512 Description: Tie Strap, 7½"</p> <p>Part No.: GD2117 Description: Tie Strap, 14½"</p> <p>Part No.: GD2984 Description: Tie Strap, 34"</p>
<p>ROTATE KNURLED COLLAR ON WRAP SPRING TIGHTENER TO RELEASE SPRING TENSION</p> <p><small>7100-295</small></p>	<p>Part No.: G7100-295 Description: Decal, Spring Tension Release Quantity: -</p>
<p>Double Frame®</p>	<p>Part No.: G7100-60 Description: Decal, Double Frame Quantity: 1</p>
 <p>WARNING Improper operation or servicing of this equipment can result in death or serious injury. Read and follow all instructions in the Operator and Parts Manual. Contact your Kinze dealer or go to www.kinze.com to order a replacement manual.</p> <p><small>7100-387</small></p>	<p>Part No.: G7100-387 Description: Decal, Warning Quantity: 1</p>

	<p>Part No.: G7100-234 Description: Decal, Bolt Torque Quantity: -</p>
	<p>Part No.: G7100-121 Description: Decal, Transmission Quantity: 1</p>
	<p>Part No.: G7100-153 Description: Decal, Information Quantity: 1 Per Brush-Type Seed Meter</p>
	<p>Part No.: G7100-111 Description: Decal, Oil Daily Quantity: -</p>
	<p>Part No.: G7100-116 Description: Decal, Grease Daily Quantity: -</p>
	<p>Part No.: GR2127MPP Description: Blue Paint, Twelve Aerosol Cans</p>
	<p>Part No.: GR0146MPP Description: Powdered Graphite, Twenty-Four 1 Pound Containers Part No.: GR2335 Description: Powdered Graphite, 40 Pound Container</p>

	<p>Part No.: GR1570MPP Description: Talc Lubricant, Four 8 Pound Containers</p> <p>Part No.: GR2334 Description: Talc Lubricant, 40 Pound Container</p>
	<p>Part No.: GR1842MPP Description: Graphite Lubricant, Four 5 Pound Containers</p>
	<p>Part No.: GR2336 Description: Talc/Graphite Blend (80 Talc/20 Graphite), 40 Pound Container</p>
	<p>Part No.: GR2241MPP Description: Dispensing Cap, 10/Package</p>
	<p>Part No.: G10074401 Description: Decal, Kinze 3005 (2021 - 2023 Production) Quantity: 2 (1 On Each Side of Hitch)</p>
	<p>Part No.: G10769801 Description: Decal, Kinze 3005 (2024 Production and On) Quantity: 2 (1 On Each Side of Hitch)</p>
	<p>Part No.: GM0298-01 Description: Operator Manual, Model 3005</p> <p>Part No.: GM0298-02 Description: Parts Manual, Model 3005</p> <p>Part No.: GPR1094 Description: Binder (Contact Kinze Parts To Order)</p>

	<p>Part No.: GA15422 Description: Operator's Manual Canister Quantity: 1</p>
	<p>Part No.: GD22685 Description: Manual Canister Bracket Quantity: 1</p>
	<p>Part No.: GD22692 Description: U-Bolt, 1$\frac{3}{4}$" x 1$\frac{3}{4}$" x $\frac{3}{8}$"-16 Quantity: 1</p>
	<p>Part No.: G11091 Description: Serrated Flange Nut, $\frac{3}{8}$"-16 Quantity: 2</p>
	<p>Part No.: G11166 Description: Hex Socket Flange Cap Screw, $\frac{1}{4}$"-20 x $\frac{3}{4}$" Quantity: 3</p>
	<p>Part No.: G10621 Description: Serrated Flange Nut, $\frac{1}{4}$"-20 Quantity: 3</p>
	<p>Part No.: G7100-484 Description: Decal, American Flag</p>

This page left blank intentionally.

*A1000..... P77	*A3150..... P77	A9442 P69	G10018801 P7
*A1000..... P79	*A3150..... P79	G10001 P11	G10020 P17
*A1018..... P75	*A3175..... P77	G10001 P39	G10021 P17
*A1018..... P77	*A3208..... P77	G10001 P41	G10022 P17
*A1018..... P79	*A3209..... P79	G10001 P41	G10023 P22
*A1019..... P77	*A3211..... P75	G10001 P41	G10023 P82
*A1020..... P75	*A7692-100 P75	G10001 P73	G10026 P49
*A1020..... P75	*A7692-100 P77	G10001 P73	G10028601 P9
*A1021..... P79	*D12038..... P66	G10001 P73	G10028701 P9
*A1039..... P79	*D12056..... P65	G10001 P87	G10028801 P9
*A1054..... P79	*D12210..... P65	G10002 P7	G10033 P55
*A1055..... P79	*D12210..... P66	G10002 P22	G10033 P97
*A1076..... P75	*D12210..... P67	G10002 P91	G10035 P95
*A1076..... P75	*D12212..... P67	G10003 P3	G10036 P24
*A1076..... P77	*D12213..... P67	G10003 P107	G10037 P55
*A1076..... P77	*D12227..... P66	G10003 P111	G10037 P99
*A1076..... P79	*D12228..... P66	G10004 P5	G10037301 P7
*A1076..... P79	*D12231..... P65	G10004 P27	G10038 P56
*A1079..... P79	*D12232..... P65	G10004 P29	G10038601 P3
*A1086..... P77	*D12233..... P68	G10004 P33	G10038601 P35
*A1090..... P79	*D12233..... P69	G10004 P51	G10039 P82
*A1102..... P75	*D12235..... P68	G10004 P51	G10039 P88
*A1105..... P77	*D12235..... P69	G10004 P56	G10041 P29
*A1138..... P75	*D12236..... P68	G10004 P88	G10045 P63
*A1138..... P77	*D12236..... P69	G10004 P105	G10046 P91
*A1153..... P75	*D12251..... P65	G10004 P105	G10047 P47
*A1168..... P77	*D12251..... P66	G10004 P107	G10047 P56
*A1170..... P75	*D12251..... P67	G10005 P5	G10047 P91
*A1177..... P75	*D12256..... P68	G10005 P7	G10047 P97
*A1177..... P77	*D12256..... P69	G10005 P44	G10047 P107
*A1179..... P75	*D12277..... P68	G10005 P51	G10048 P44
*A1179..... P77	*D12277..... P69	G10006 P49	G10048 P44
*A1182..... P75	*D29649..... P65	G10007 P47	G10048 P44
*A1182..... P75	*D29649..... P66	G10007 P87	G10049 P61
*A1182..... P77	*D29692..... P68	G10007 P103	G10049 P61
*A24473..... P67	*D29692..... P69	G10007 P105	G10049 P88
*A26167..... P66	*D30399..... P67	G10008 P59	G10053 P49
*A26168..... P65	*G6400-06..... P73	G10010 P9	G10053 P55
*A26936-100 P75	700-01078 P17	G10010 P27	G10053 P55
*A26936-100 P77	700-01339 P19	G10010 P29	G10053 P97
*A26936-100 P79	900-01117 P17	G10010 P94	G10055 P51
*A26947-100 P79	A26287 P21	G10011 P91	G10061 P3
*A3113..... P75	A4295 P65	G10011101 P5	G10061 P13
*A3114..... P79	A7370 P51	G10011201 P5	G10061 P44
*A3115..... P77	A7538 P66	G10011301 P33	G10064 P11
*A3119..... P77	A8011 P44	G10011401 P33	G10064 P50
*A3142..... P75	A8013 P44	G10013 P11	G10064 P51
*A3142..... P77	A8015 P44	G10014 P9	G10064 P82
*A3142..... P77	A8016 P44	G10016 P88	G10071 P49
*A3142..... P79	A8018 P44	G10016 P97	G10074401 P120
*A3142..... P79	A8020 P44	G10017 P44	G10090401 P7
*A3147..... P75	A8775 P68	G10017 P56	G10096 P103
*A3147..... P77	A8827 P67	G10017 P91	G10096 P105
*A3147..... P79	A8923 P70	G10017 P107	G10100 P88

G10101	P11	G10106	P99	G10111	P91	G10228	P43
G10101	P36	G10106	P99	G10111	P92	G10228	P55
G10101	P39	G10106	P99	G10111	P97	G10228	P55
G10101	P41	G10106	P99	G10112	P44	G10228	P55
G10101	P70	G10106	P107	G10122301	P3	G10228	P59
G10101	P73	G10107	P11	G10122301	P35	G10228	P61
G10101	P84	G10107	P24	G10128	P55	G10228	P63
G10101	P88	G10107	P44	G10128	P55	G10228	P63
G10101	P107	G10107	P47	G10128	P56	G10228	P63
G10101	P107	G10107	P51	G10130	P39	G10228	P82
G10101	P111	G10107	P51	G10130	P52	G10228	P82
G10102	P39	G10107	P92	G10130	P53	G10228	P95
G10102	P39	G10108	P3	G10131	P52	G10228	P95
G10102	P39	G10108	P13	G10131	P53	G10228	P97
G10102	P39	G10108	P14	G10133	P11	G10228	P99
G10102	P43	G10108	P21	G10133	P27	G10228	P103
G10102	P55	G10108	P33	G10133	P59	G10228	P105
G10102	P55	G10108	P36	G10133	P61	G10228	P107
G10102	P55	G10108	P41	G10133	P99	G10229	P11
G10102	P59	G10108	P44	G10157	P43	G10229	P22
G10102	P61	G10108	P44	G10159	P49	G10229	P27
G10102	P63	G10108	P44	G10159	P61	G10229	P29
G10102	P63	G10108	P44	G10159	P61	G10229	P39
G10102	P82	G10108	P47	G10168	P39	G10229	P41
G10102	P82	G10108	P51	G10168	P63	G10229	P41
G10102	P91	G10108	P61	G10168	P63	G10229	P51
G10102	P95	G10108	P61	G10169	P43	G10229	P56
G10102	P95	G10108	P85	G10171	P99	G10229	P56
G10102	P97	G10108	P87	G10171	P99	G10229	P73
G10102	P99	G10108	P88	G10177	P55	G10229	P73
G10102	P103	G10108	P91	G10177	P99	G10229	P73
G10102	P105	G10108	P91	G10187	P59	G10229	P84
G10102	P107	G10108	P111	G10201	P14	G10229	P88
G10103	P51	G10109	P11	G10201	P21	G10229	P88
G10104	P5	G10109	P27	G10201	P36	G10229	P97
G10104	P5	G10109	P29	G10201	P99	G10229	P107
G10104	P33	G10109	P59	G10201	P99	G10229	P107
G10104	P44	G10109	P61	G10207	P3	G10229	P107
G10104	P44	G10110	P21	G10207	P35	G10229	P111
G10104	P49	G10110	P63	G10210	P47	G10229401	P85
G10104	P55	G10110	P82	G10215	P75	G10230	P5
G10104	P88	G10110	P82	G10215	P77	G10230	P5
G10104	P91	G10111	P11	G10215	P79	G10230	P9
G10104	P91	G10111	P24	G10216	P9	G10230	P11
G10104	P91	G10111	P41	G10217	P92	G10230	P33
G10104	P95	G10111	P41	G10220	P87	G10230	P44
G10104	P99	G10111	P44	G10227	P51	G10230	P44
G10104	P103	G10111	P49	G10227	P55	G10230	P49
G10104	P105	G10111	P55	G10227	P107	G10230	P55
G10105	P87	G10111	P56	G10228	P9	G10230	P59
G10105	P103	G10111	P56	G10228	P39	G10230	P88
G10105	P105	G10111	P88	G10228	P39	G10230	P88
G10106	P55	G10111	P88	G10228	P39	G10230	P91
G10106	P99	G10111	P88	G10228	P39	G10230	P91

G10230 P91	G10325 P21	G10478101 P19	G10620 P51
G10230 P95	G10325 P41	G10485 P105	G10620 P94
G10230 P99	G10326 P14	G10496 P39	G10621 P13
G10230 P103	G10329801 P13	G10496 P55	G10621 P17
G10230 P105	G10334701 P9	G10496 P108	G10621 P17
G10231 P49	G10334801 P9	G10500 P17	G10621 P21
G10231 P103	G10334901 P9	G10500901 P3	G10621 P22
G10231 P105	G10335001 P9	G10500901 P35	G10621 P33
G10232 P55	G10335101 P9	G10501 P51	G10621 P50
G10232 P91	G10335201 P9	G10502X P1	G10621 P121
G10232 P99	G10338 P13	G10503 P27	G10622 P7
G10232 P99	G10348 P43	G10503 P29	G10622 P51
G10232 P99	G10370 P51	G10504X P31	G10626 P103
G10232 P99	G10397801 P7	G10507 P88	G10626 P105
G10232 P99	G10397801 P9	G10527 P56	G10626 P105
G10232 P107	G10397801 P94	G10535 P39	G10629 P103
G10233 P39	G10401 P17	G10544 P63	G10629 P105
G10233 P51	G10408 P97	G10546 P13	G10629 P108
G10233 P52	G10409 P97	G10546 P23	G10633 P103
G10233 P52	G10409 P107	G10551 P3	G10633 P105
G10233 P53	G10419 P97	G10551 P35	G10636 P24
G10233 P53	G10427101 P29	G10561 P99	G10636 P49
G10233 P55	G10428 P41	G10567 P13	G10640 P41
G10233 P94	G10429101 P17	G10567 P23	G10640 P55
G10233 P97	G10429301 P17	G10570 P23	G10640 P59
G10233 P101	G10430 P53	G10574 P41	G10640 P59
G10233 P107	G10438 P3	G10581 P39	G10640 P61
G10235 P51	G10445 P97	G10581 P41	G10640 P61
G10237 P88	G10450 P92	G10585 P97	G10640 P88
G10266501 P19	G10451 P33	G10587 P99	G10640 P91
G10278 P103	G10451 P41	G10588 P99	G10640 P97
G10284 P33	G10451 P99	G10592 P88	G10640 P99
G10292 P108	G10453 P53	G10594 P88	G10640 P107
G10303 P50	G10455 P55	G10599 P11	G10641 P87
G10303 P51	G10455 P97	G10599 P36	G10641 P107
G10303 P55	G10459 P88	G10599 P88	G10645 P41
G10303 P99	G10460 P41	G10602 P13	G10647 P44
G10303 P99	G10460 P49	G10602 P17	G10652801 P29
G10303 P107	G10460 P52	G10602 P23	G10652901 P29
G10306 P51	G10460 P53	G10602 P51	G10655 P99
G10306 P91	G10460 P56	G10602 P52	G10660 P23
G10306 P111	G10460 P59	G10602 P53	G10670 P21
G10307 P36	G10460 P61	G10602 P56	G10670 P22
G10308 P11	G10460 P61	G10602 P97	G10670 P59
G10309 P13	G10460 P61	G10602 P107	G10670 P99
G10309 P33	G10460 P61	G10603 P17	G10670 P107
G10310 P21	G10460 P97	G10604 P17	G10671 P47
G10312 P3	G10460 P99	G10615 P108	G10672 P99
G10312 P21	G10460 P107	G10619 P103	G10672 P103
G10315 P21	G10463 P33	G10619 P105	G10672 P105
G10322 P88	G10470 P17	G10620 P3	G10674 P103
G10322501 P9	G10475 P19	G10620 P13	G10674 P105
G10323 P17	G10476201 P19	G10620 P21	G10674 P105
G10325 P7	G10478 P107	G10620 P50	G10676 P99

G10681	P107	G10991	P91	G11387	P73	G11960	P85
G10690	P17	G10991	P111	G11387	P73	G11961	P85
G10693	P111	G10993	P44	G11387	P85	G11976	P5
G10718	P33	G10994	P108	G11387	P88	G11976	P33
G10722	P63	G11009	P17	G11387	P88	G1K248	P82
G10725	P63	G11015	P3	G11387	P91	G1K248	P85
G10732	P5	G11015	P35	G11387	P97	G1K252	P82
G10732	P33	G11073	P23	G11387	P107	G1K252	P85
G10745401	P3	G11075	P56	G11387	P107	G1K253	P51
G10745401	P84	G11075	P108	G11387	P111	G1K268	P84
G10751	P5	G11078	P55	G11389	P27	G1K296	P9
G10751	P33	G11078	P108	G11389	P29	G1K320	P82
G10752	P5	G11081	P49	G11389	P33	G1K320	P84
G10752	P13	G11085	P44	G11389	P41	G1K321	P82
G10757	P21	G11091	P5	G11389	P41	G1K321	P84
G10758	P21	G11091	P105	G11389	P43	G1K322	P84
G10765	P27	G11091	P105	G11389	P44	G1K323	P84
G10765	P29	G11091	P121	G11389	P88	G1K331	P39
G10821	P55	G11100	P55	G11389	P91	G1K345	P11
G10821	P97	G11100	P107	G11389	P91	G1K362	P85
G10842301	P82	G11124	P84	G11389	P97	G1K363	P85
G10842401	P82	G11166	P121	G11389	P99	G1K378	P56
G10842501	P82	G11182	P103	G11391	P11	G1K378	P108
G10844	P63	G11202	P85	G11391	P47	G1K534	P33
G10860	P50	G11209	P21	G11391	P49	G1K535	P33
G10860	P56	G11228	P27	G11391	P51	G1K758	P5
G10862	P88	G11228	P29	G11391	P63	G1K759	P33
G10864	P21	G11232	P51	G11391	P87	G2100-03	P51
G10870	P50	G11236	P27	G11391	P88	G2100-03	P56
G10870	P56	G11236	P29	G11391	P92	G2100-03	P56
G10871	P91	G11237	P108	G11391	P94	G2100-03	P107
G10871601	P9	G11314	P49	G11392	P27	G2403-06	P75
G10871701	P9	G11385	P21	G11392	P29	G2403-08	P75
G10871801	P9	G11385	P23	G11394	P41	G2403-08	P75
G10874	P51	G11385	P51	G11396	P41	G2403-08	P77
G10879	P61	G11385	P82	G11396	P61	G2403-08	P79
G10895	P44	G11386	P9	G11400	P49	G2603-08	P77
G10901	P105	G11386	P50	G11400	P61	G2603-08	P79
G10903	P44	G11386	P91	G11400	P61	G2603-08-08-06	P75
G10909	P39	G11386	P99	G11418	P63	G2603-08-08-06	P77
G10917	P103	G11386	P99	G11419	P11	G2701-08	P75
G10923	P39	G11386	P99	G11448	P19	G2703-08	P77
G10923	P52	G11387	P3	G11453	P55	G2703-08	P79
G10923	P53	G11387	P11	G11453	P107	G306-08	P75
G10939	P70	G11387	P11	G11514	P5	G306-08	P77
G10940	P9	G11387	P13	G11514	P33	G306-08	P79
G10957	P70	G11387	P14	G11514	P33	G3303-114	P21
G10961	P94	G11387	P21	G11591	P3	G3303-16	P5
G10966	P21	G11387	P36	G11591	P35	G3303-96	P33
G10968	P39	G11387	P41	G11592	P3	G3303-98	P5
G10974	P27	G11387	P44	G11592	P35	G3310-100	P55
G10974	P29	G11387	P51	G11793	P23	G3310-126	P107
G10984X	P1	G11387	P56	G11862	P11	G3310-132	P51
G10985X	P31	G11387	P56	G11874	P47	G3310-138	P39

G3310-252	P39	G7100-385	P118	GA15197	P11	GA26924-03	P75
G3310-80	P56	G7100-387	P118	GA15416	P88	GA26924-03	P77
G3310-92	P55	G7100-389	P117	GA15416	P91	GA26924-03	P79
G3310-98	P97	G7100-390	P118	GA15422	P121	GA26924-04	P75
G3324-01	P47	G7100-393	P116	GA16082	P84	GA26924-04	P77
G3400-01	P51	G7100-397	P115	GA16428	P103	GA26924-04	P79
G3400-01	P56	G7100-402	P117	GA16428	P105	GA26958	P11
G3400-01	P107	G7100-484	P121	GA1720	P5	GA27038	P27
G4100-02	P43	G7100-557	P115	GA17547	P84	GA27038	P29
G4200-01	P103	G7100-557	P116	GA18311	P94	GA3893	P108
G4200-02	P105	G7100-558	P115	GA18822	P114	GA4235	P97
G4200-03	P105	G7100-559	P115	GA2007	P13	GA4265	P44
G4205-12	P103	G7100-559	P116	GA2007	P33	GA4286	P87
G4301-01	P107	G7100-559	P115	GA2012L	P7	GA4287	P87
G4301-03	P107	G7100-60	P118	GA2012R	P7	GA4376	P49
G4301-04	P107	G8647x	P84	GA2014	P27	GA4444	P22
G4602-01	P105	G9881X	P94	GA2014	P29	GA4976	P103
G6325X	P5	G9948X	P47	GA2019	P17	GA4976	P105
G6400-08	P75	GA0237	P87	GA2020	P17	GA5090	P51
G6400-08	P77	GA0245	P63	GA20583	P114	GA5105	P51
G6400-08	P79	GA0257	P63	GA2068	P51	GA5105	P55
G6400-08	P79	GA0378	P53	GA20902	P84	GA5105	P97
G6400-08-04	P79	GA0863	P99	GA21104	P66	GA5106	P55
G6400-08-06	P79	GA0864	P99	GA21105	P66	GA5106	P56
G6408-08	P65	GA0898	P99	GA21106	P65	GA5107	P39
G6408-08	P66	GA10036	P94	GA21106	P66	GA5107	P55
G6408-08	P67	GA10037	P94	GA21111	P65	GA5107	P97
G6408-08	P68	GA10047	P91	GA21112	P65	GA5108	P55
G6408-08	P69	GA10048	P91	GA21158	P69	GA5109	P55
G6500-06	P75	GA10137	P13	GA21159	P69	GA5110	P55
G6500-06	P77	GA10151	P13	GA21167	P68	GA5111	P55
G6500-08	P79	GA10157	P3	GA21168	P68	GA5112	P55
G6500-08-06	P79	GA11331	P39	GA21184	P67	GA5113	P55
G6502-06	P75	GA11331	P53	GA21185	P67	GA5114	P52
G6502-06	P77	GA11331	P107	GA21676	P9	GA5114	P97
G6502-08	P79	GA11591	P61	GA21677	P9	GA5115	P97
G6602-08	P77	GA11971	P33	GA21798	P97	GA5116	P55
G6602-08	P79	GA12108	P91	GA2180	P39	GA5116	P97
G6795X	P95	GA12109	P91	GA24239	P24	GA5116	P97
G6801-06-08	P75	GA12235	P27	GA24825	P49	GA5118	P51
G6801-06-08	P77	GA12236	P27	GA24826	P49	GA5121	P49
G6801-08	P75	GA12330	P111	GA24828	P49	GA5122	P49
G6801-08	P77	GA12403	P84	GA24889	P33	GA5130	P61
G6801-08	P79	GA13521	P85	GA26287	P22	GA5146	P56
G7100-111	P119	GA13522	P85	GA26297	P35	GA5157	P51
G7100-116	P119	GA13790	P50	GA26876	P63	GA5158	P51
G7100-121	P119	GA14049	P103	GA26909	P63	GA5164	P53
G7100-153	P119	GA14049	P105	GA26920	P7	GA5165	P53
G7100-234	P119	GA14112	P105	GA26924-01	P75	GA5175	P59
G7100-261	P116	GA14348	P49	GA26924-01	P77	GA5177	P59
G7100-263	P116	GA14349	P49	GA26924-01	P79	GA5178	P59
G7100-295	P118	GA14412	P49	GA26924-02	P75	GA5183	P59
G7100-381	P117	GA14413	P49	GA26924-02	P77	GA5188	P61
G7100-385	P117	GA15151	P63	GA26924-02	P79	GA5194	P107

GA5197	P44	GA7854	P84	GA9846	P51	GB0554	P63
GA5202	P56	GA7855	P84	GA9870	P51	GB0968	P36
GA5223	P97	GA7857	P84	GA9872	P41	GB1084	P19
GA5230	P95	GA7858	P84	GA9978	P84	GB1090	P84
GA5231	P95	GA7859	P84	GA9979	P84	GB1090	P84
GA5236	P95	GA7909	P44	GB0110	P17	GB1090	P84
GA5237	P95	GA8021	P84	GB0115	P23	GB1107	P19
GA5385	P82	GA8022	P84	GB0116	P23	GB1123	P19
GA5552	P73	GA8026	P84	GB0120	P17	GB1124	P19
GA5572	P73	GA8046	P84	GB0156	P43	GB1130	P19
GA5600	P84	GA8047	P82	GB0186	P5	GB1131	P19
GA5624	P55	GA8047	P84	GB0198	P99	GB1132	P19
GA5624	P97	GA8092	P39	GB0199	P99	GB1133	P19
GA5629	P55	GA8130	P70	GB0200	P99	GB1134	P19
GA5652	P99	GA8326	P23	GB0205	P87	GB1147	P19
GA5654	P27	GA8343	P17	GB0206	P88	GB1148	P19
GA5654	P29	GA8364	P23	GB0209	P88	GB1171	P19
GA5666	P99	GA8366	P23	GB0210	P88	GB1223	P5
GA5667	P99	GA8371	P22	GB0218	P51	GB1223	P33
GA5698	P19	GA8487	P41	GB0218	P87	GB1224	P5
GA5699	P19	GA8488	P41	GB0239	P11	GB1224	P5
GA5887	P87	GA8603	P24	GB0254	P11	GB1224	P33
GA5917	P103	GA8603	P91	GB0259	P56	GB1224	P33
GA5917	P105	GA8641	P24	GB0265	P3	GD0438	P59
GA6147	P85	GA8670	P44	GB0266	P3	GD0453-02	P59
GA6171	P9	GA8676	P41	GB0266	P35	GD0453-03	P61
GA6171	P11	GA8688	P88	GB0267	P3	GD0453-06	P59
GA6171	P11	GA8689	P88	GB0267	P35	GD0453-07	P59
GA6171	P11	GA8716	P39	GB0268	P11	GD0462	P59
GA6171	P94	GA8717	P39	GB0274	P3	GD0746	P63
GA6337	P97	GA8760	P27	GB0274	P35	GD0752-41	P61
GA6434	P11	GA8897	P70	GB0276	P9	GD0840	P63
GA6501	P107	GA8924	P70	GB0278	P13	GD0914-109	P52
GA6597	P11	GA8931	P113	GB0278	P23	GD0914-144	P39
GA6741	P21	GA9007	P44	GB0282	P11	GD0914-170	P53
GA6761	P41	GA9144	P84	GB0287	P52	GD0914-205	P39
GA6823	P82	GA9206	P82	GB0287	P53	GD0914-230	P53
GA6824	P82	GA9207	P82	GB0296	P91	GD0914-84	P39
GA6907	P21	GA9426	P44	GB0314	P5	GD10036	P5
GA6966	P91	GA9427	P44	GB0314	P33	GD10110	P103
GA7154	P39	GA9428	P43	GB0322	P91	GD10110	P105
GA7154	P55	GA9429	P43	GB0323	P91	GD10161	P97
GA7235	P50	GA9430	P95	GB0331	P13	GD10223	P73
GA7239	P88	GA9431	P95	GB0366	P5	GD10224	P73
GA7240	P88	GA9433	P91	GB0383	P27	GD10242	P88
GA7313	P97	GA9434	P91	GB0383	P29	GD1026	P14
GA7336	P56	GA9437	P91	GB0387	P27	GD1026	P21
GA7336	P97	GA9438	P44	GB0387	P29	GD1026	P36
GA7336	P107	GA9439	P44	GB0400	P91	GD1026	P51
GA7375	P103	GA9472	P94	GB0405	P91	GD1026	P56
GA7375	P105	GA9564	P91	GB0410	P17	GD1026	P91
GA7434	P49	GA9714	P15	GB0410	P17	GD1026	P97
GA7850	P84	GA9819	P91	GB0464	P27	GD1026	P107
GA7853	P84	GA9820	P91	GB0464	P29	GD10273	P88

GD10283	P63	GD11305	P21	GD12677	P91	GD20461	P49
GD10303	P88	GD11306	P7	GD12679	P91	GD21142	P61
GD10304	P88	GD1132	P27	GD12685	P91	GD21143	P61
GD1041	P17	GD1132	P29	GD13287	P91	GD2117	P118
GD1042	P17	GD1138	P95	GD13309	P94	GD21337	P5
GD10487	P88	GD11413	P13	GD13348	P84	GD21398	P99
GD10519	P27	GD11413	P23	GD1337	P103	GD21540	P63
GD10519	P29	GD11424	P22	GD13401	P49	GD2161	P61
GD1059L	P22	GD11458	P49	GD1379	P99	GD2199	P82
GD1059R	P22	GD11474	P85	GD1380	P99	GD2199	P115
GD1060	P22	GD11490	P49	GD14217	P5	GD22685	P121
GD1061	P23	GD11528	P17	GD14413	P56	GD22692	P121
GD1063	P23	GD11535	P41	GD14413	P107	GD2412	P99
GD1065	P14	GD11557	P91	GD14427	P56	GD2423	P21
GD1083	P17	GD11558	P91	GD14427	P108	GD24545	P3
GD1085	P11	GD11559	P41	GD14431	P55	GD24545	P33
GD10963	P21	GD11649	P33	GD14431	P108	GD2548-15.5	P101
GD10984	P21	GD11657	P41	GD14432	P56	GD25568	P33
GD10991	P9	GD11662	P41	GD14432	P108	GD25569	P33
GD10993	P3	GD11677	P24	GD14559	P88	GD2558	P51
GD10993	P35	GD11700	P107	GD1512	P118	GD2558	P56
GD11001	P3	GD11721	P39	GD1514	P103	GD2558	P97
GD1104	P88	GD11721	P103	GD1514	P105	GD2597	P63
GD11045	P39	GD11721	P105	GD1515	P103	GD26146	P11
GD11045	P52	GD11747	P15	GD1515	P105	GD26594	P17
GD11045	P53	GD11751	P70	GD1516	P103	GD26598	P94
GD11089	P82	GD11784	P29	GD1516	P105	GD26973	P27
GD11089	P85	GD11787	P17	GD1517	P103	GD26973	P29
GD1109	P11	GD11953	P94	GD1517	P105	GD2721	P59
GD11123	P105	GD11962	P14	GD1520	P103	GD2721	P61
GD11124	P105	GD11962	P21	GD15386	P61	GD27233	P68
GD1113	P5	GD11985	P67	GD15538	P56	GD27233	P69
GD1113	P33	GD11995	P70	GD15685	P107	GD27234	P67
GD1113	P44	GD1200	P99	GD15698	P17	GD27235	P65
GD1113	P91	GD1207	P99	GD15699	P19	GD27235	P66
GD1113	P91	GD1209	P99	GD16245	P3	GD27235	P70
GD1113	P91	GD1210	P99	GD16245	P35	GD2734-08	P107
GD1114	P33	GD12101	P68	GD1685-13	P95	GD28390	P3
GD1114	P44	GD12101	P69	GD1685-14	P95	GD29221	P44
GD1114	P88	GD12102	P65	GD1685-16	P95	GD29459	P33
GD1114	P95	GD12102	P66	GD1748	P103	GD2947	P21
GD1114	P99	GD12102	P67	GD1748	P105	GD29507	P13
GD11180	P107	GD1213	P99	GD18118	P85	GD29689	P68
GD11218	P36	GD1213	P99	GD18168	P85	GD29689	P69
GD11219	P21	GD12505	P66	GD1862	P103	GD2971-10	P21
GD11239	P13	GD12507	P65	GD1862	P105	GD2971-31	P7
GD11239	P23	GD12510	P68	GD18704	P17	GD2984	P118
GD11240	P23	GD12510	P69	GD19292	P24	GD2984	P118
GD11259	P3	GD12513	P70	GD19333	P17	GD30401	P67
GD11259	P35	GD1255	P53	GD19343	P56	GD30622	P56
GD11264	P33	GD1256	P53	GD19343	P107	GD30624	P56
GD11279	P15	GD12561	P15	GD19790	P17	GD30725	P7
GD11286	P17	GD12571	P55	GD20060	P105	GD30725	P27
GD11297	P23	GD12676	P91	GD20456	P49	GD30725	P29

GD31450	P55	GD6027	P44	GD9724	P29	GR1037	P77
GD31466	P94	GD6551	P55	GM0298-01	P120	GR1037	P77
GD3180-17	P97	GD6553	P87	GM0298-02	P120	GR1037	P77
GD34021-02	P19	GD6825-10.5	P51	GPR1094	P120	GR1037	P79
GD34178	P49	GD7127	P55	GR0146MPP	P119	GR1037	P79
GD34923	P87	GD7127	P97	GR0150	P63	GR1037	P79
GD35127	P47	GD7140	P43	GR0151	P63	GR1038	P73
GD35339	P47	GD7145	P39	GR0188	P87	GR1039	P73
GD35340	P47	GD7145	P82	GR0193	P59	GR1040	P73
GD35444	P7	GD7145	P103	GR0196	P21	GR1041	P73
GD35471	P33	GD7145	P105	GR0196	P33	GR1042	P73
GD35472	P33	GD7148	P23	GR0196	P5	GR1043	P73
GD35784-01	P19	GD7152	P82	GR0255	P43	GR1044	P73
GD3612	P3	GD7258	P23	GR0270	P49	GR1045	P73
GD3612	P35	GD7318	P14	GR0434	P49	GR1045	P73
GD36277	P21	GD7426	P51	GR0508	P103	GR1045	P79
GD36709	P9	GD7426	P56	GR0508	P105	GR1046	P73
GD36713	P9	GD7426	P97	GR0586	P84	GR1047	P73
GD36856	P7	GD7426	P107	GR0664	P17	GR1048	P73
GD36860	P7	GD7803	P24	GR0880	P108	GR1104	P111
GD36922	P17	GD7804	P24	GR0881	P108	GR1112	P111
GD36990	P7	GD7819	P52	GR0882	P108	GR1116	P111
GD3839	P107	GD7822	P55	GR0883	P108	GR1118	P111
GD4887-01	P55	GD7848	P99	GR0912	P39	GR1120	P111
GD5752	P51	GD7867	P97	GR0912	P51	GR1122	P107
GD5753	P51	GD7867	P101	GR0912	P55	GR1123	P111
GD5756	P51	GD7870	P97	GR0912	P56	GR1124	P111
GD5756	P56	GD7871	P97	GR0912	P97	GR1134	P111
GD5789	P50	GD7900	P87	GR0912	P107	GR1169	P70
GD5790	P50	GD7904-02	P88	GR0962	P59	GR1389	P111
GD5791	P50	GD7907	P88	GR1015	P103	GR1405	P39
GD5827	P50	GD7908	P87	GR1015	P105	GR1406	P39
GD5827	P55	GD7912	P88	GR1016	P103	GR1407	P39
GD5835	P56	GD7944	P41	GR1016	P105	GR1408	P39
GD5841	P49	GD7944	P51	GR1017	P103	GR1409	P39
GD5857	P50	GD7962	P87	GR1017	P105	GR1410	P39
GD5857	P55	GD8224	P88	GR1018	P103	GR1411	P39
GD5857	P97	GD8238	P87	GR1018	P105	GR1412	P39
GD5857	P107	GD8239	P88	GR1019	P103	GR1413	P39
GD5860	P51	GD8247	P87	GR1019	P105	GR1414	P85
GD5875	P44	GD8276	P88	GR1032	P73	GR1415	P85
GD5875	P61	GD8304	P82	GR1033	P73	GR1465	P79
GD5884-01	P53	GD8460	P11	GR1034	P73	GR1523	P70
GD5885-01	P53	GD8751	P84	GR1035	P73	GR1533	P113
GD5885-02	P52	GD8770	P84	GR1036	P73	GR1535	P113
GD5886	P97	GD8771	P84	GR1037	P65	GR1540	P113
GD5886	P101	GD8778	P19	GR1037	P66	GR1541	P113
GD5888	P44	GD8893-01	P36	GR1037	P67	GR1542	P113
GD5892	P59	GD8893-07	P47	GR1037	P68	GR1543	P111
GD5961	P52	GD9120	P11	GR1037	P69	GR1543	P113
GD5961	P53	GD9229	P39	GR1037	P73	GR1544	P113
GD5990	P107	GD9254	P24	GR1037	P75	GR1545	P113
GD6027	P41	GD9695	P33	GR1037	P75	GR1569	P17
GD6027	P44	GD9724	P27	GR1037	P75	GR1570MPP	P120

GR1574	P113
GR1708	P103
GR1708	P105
GR1762	P84
GR1763	P85
GR1795	P111
GR1797	P111
GR1799	P111
GR1801	P111
GR1802	P111
GR1804	P111
GR1805	P111
GR1806	P111
GR1808	P111
GR1842MPP	P120
GR1848	P17
GR1941	P103
GR1941	P105
GR2003	P111
GR2127MPP	P119
GR2154	P17
GR2225	P66
GR2227	P67
GR2228	P65
GR2229	P68
GR2229	P69
GR2241MPP	P120
GR2334	P120
GR2336	P120

This page left blank intentionally.