

MODEL 3000
RIGID FRAME PLANTER
(Mechanical Seed Metering)

PARTS MANUAL

M0188-02

Rev. 6/19

This manual applies to: Model: 3000 Pull Type Planters
 Serial Number: 643579 and later

Record serial number of your planter and date purchased:

Serial Number _____

Date Purchased _____

Information in this manual was current at time of printing. However, due to Kinze's ongoing product improvement, production changes may cause your machine to appear slightly different in detail. Kinze Manufacturing, Inc. reserves the right to change specifications or design without notice and without incurring obligation to install the same on machines previously manufactured.

Right hand (R.H.) and left hand (L.H.), as used throughout this manual, are determined by facing in the direction the machine will travel when in use, unless otherwise stated.

Hardware Size / Tool Required			
$1/4" = 7/16"$	$7/16" = 5/8"$ (nut for $7/16"$ hardware uses $11/16"$ tool)	$3/4" = 1 1/8"$	$1 1/4" = 1 7/8"$
$5/16" = 1/2"$	$1/2" = 3/4"$	$7/8" = 1 5/16"$	$1 1/2" = 2 1/4"$
$3/8" = 9/16"$	$5/8" = 15/16"$	$1" = 1 1/2"$	

ROW UNIT

Pull Row Unit Assembly P1

Shank Assembly, Seed Tube, and Depth Adjustment P3

Parallel Arms, Mounting Support Plate, and Quick Adjustable Down Force Springs P5

15" Seed Opener Disc Blade/Bearing Assembly and Scrapers P6

Gauge Wheels P7

Covering Discs/Single Press Wheel P9

"V" Closing Wheels P11

Drag Closing Attachment P13

Hopper Support and Meter Drive P15

Seed Hopper and Lid P17

Finger Pickup Seed Meter P19

Brush-Type Seed Meter P21

Brush-Type Seed Meter 2.0 P23

Granular Chemical P25

Granular Chemical Banding Options P27

Granular Chemical Hopper and Hopper Panel Extension P28

Granular Chemical Meter and Meter Drive P29

Spring Tooth Incorporator P30

Row Unit Mounted No Till Coulter P31

Row Unit Mounted Bed Leveler P32

Row Unit Mounted Disc Furrower P34

Row Unit Mounted Residue Wheel P36

Coulter Mounted Residue Wheels - Style A P39

Coulter Mounted Residue Wheels - Style B and C P40

Frame Mounted Coulter W/Residue Wheels P42

INTERPLANT SYSTEM

Push Row Unit Assembly P44

Interplant Push Row Unit P46

Interplant Push Row Unit Drive P48

Interplant Self-Leveling Hitch Extension P50

BASE MACHINE

Hitch and Frame Assembly/Safety Chain P52

Safety Chain P54

Transport and Ground Drive Wheel Assembly (Prior to 2011 Production) P56

Transport and Ground Drive Wheel Assembly (2012 Production and on) P58

Contact Wheel and Arm Assembly P60

Driveline, 4 Row 30"/36"/38" P62

Driveline, 6 Row 30"/36"/38" and 8 Row 30" P63

Seed Rate Transmission Assembly P64

Row Marker Assembly, Conventional 4 Row 30"/36"/ 38" and 6 Row 30" P68

Row Marker Assembly, Two-Fold Low Profile 6 Row 36"/38" and 8 Row 30" P70

Row Marker Spindle/Hub/Blade P72

Water Tank Assembly P74

HYDRAULICS

Master Lift Cylinder P75

Slave Lift Cylinder P76

Lift Assist Cylinder, 6 Row 30"/36"/38" and 8 Row 30" P77

Row Marker Cylinder, 4 Row 30"/36"/38" and 6 Row 30" P78

Row Marker Cylinder, 6 Row 36"/38" and 8 Row 30" P79

Interplant Lift Cylinder P80

Row Marker Sequencing/Flow Control Valve P82

Hydraulic System, 4 Row 30"/36"/38" Conventional Row Marker P84

Hydraulic System, 6 Row 30" Conventional Row Marker P86

Hydraulic System, 6 Row 36"/38" and 8 Row 30" Two-Fold Low Profile Row Marker P88

ELECTRONICS

Electrical Components and SMV Sign P90

KPM I Electronic Seed Monitor P92

KPM II Stack-Mode Electronic Seed Monitor P94

KPM III Electronic Seed Monitor P96

FERTILIZER

Double Disc Fertilizer Opener P100

HD Single Disc Fertilizer Opener (Soil Press Wheel) P102

HD Single Disc Fertilizer Opener (Blade and Drop Tube) P104

Notched Single Disc Fertilizer Opener P106

Residue Wheel Attachment for Notched Single Disc Fertilizer Opener P110

Depth/Gauge Wheel Attachment for Notched Single Disc Fertilizer Opener P112

Fertilizer Opener Mounting Bar (Double Disc and Notched Single Disc Fertilizer Openers) P113

Dry Fertilizer Transmission Assembly P114

Dry Fertilizer Hopper and Mounts P116

Dry Fertilizer Couplers/Shafts P118

Dry Fertilizer Couplers/Shafts P119

Liquid Fertilizer Tanks, Saddle, Mounts, Hoses, and Fittings, 4 Row P120

Liquid Fertilizer Tanks, Saddles, Mounts, Hoses, and Fittings, 6 and 8 Row P122

Liquid Fertilizer Piston Pump Drive P124

Liquid Fertilizer Piston Pump (Crankcase Assembly)
Uses 18 Tooth Sprocket P128

Liquid Fertilizer Piston Pump (Cylinder Assembly)
Uses 18 Tooth Sprocket P130

Liquid Fertilizer Piston Pump Uses 18 Tooth Sprocket P132

Liquid Fertilizer Piston Pump Flow Divider P134

Liquid Fertilizer Squeeze Pump Mounting
Bracket and Drive P136

Liquid Fertilizer Squeeze Pump, 4 Row P138

Liquid Fertilizer Squeeze Pump, 6 Row P139

Liquid Fertilizer Squeeze Pump, 8 Row P140

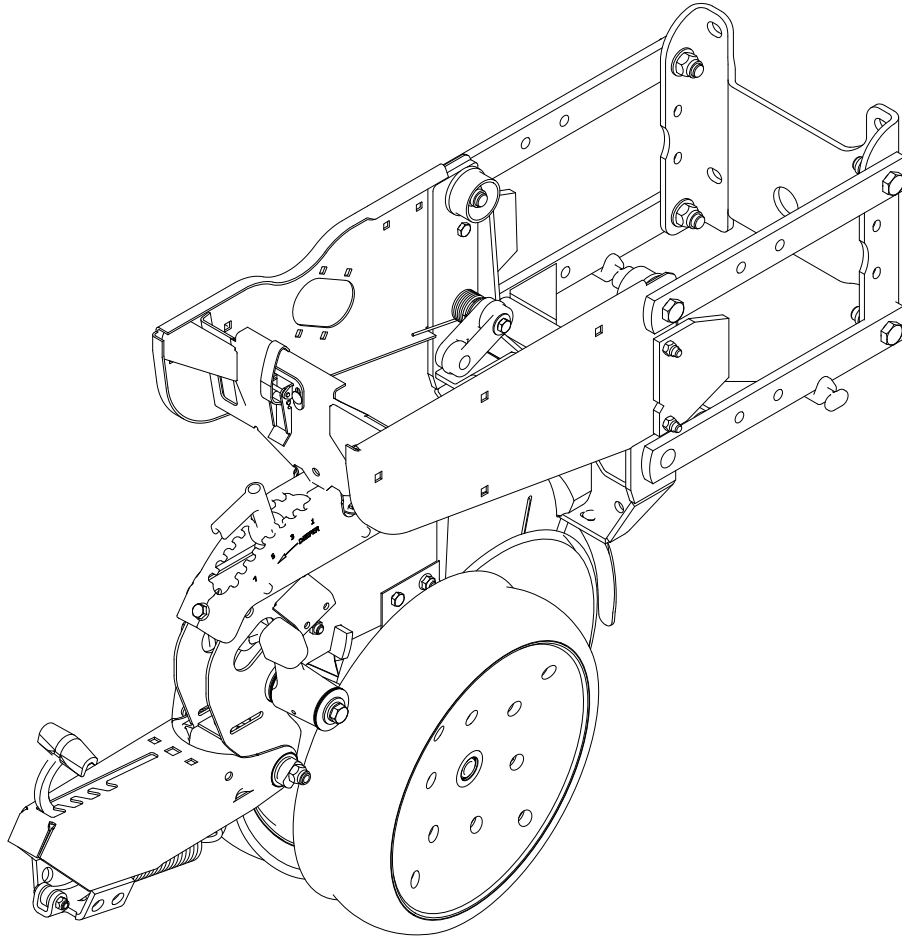
Liquid Fertilizer Tube In Furrow P141

MISCELLANEOUS

Decals, Paint, and Miscellaneous P142

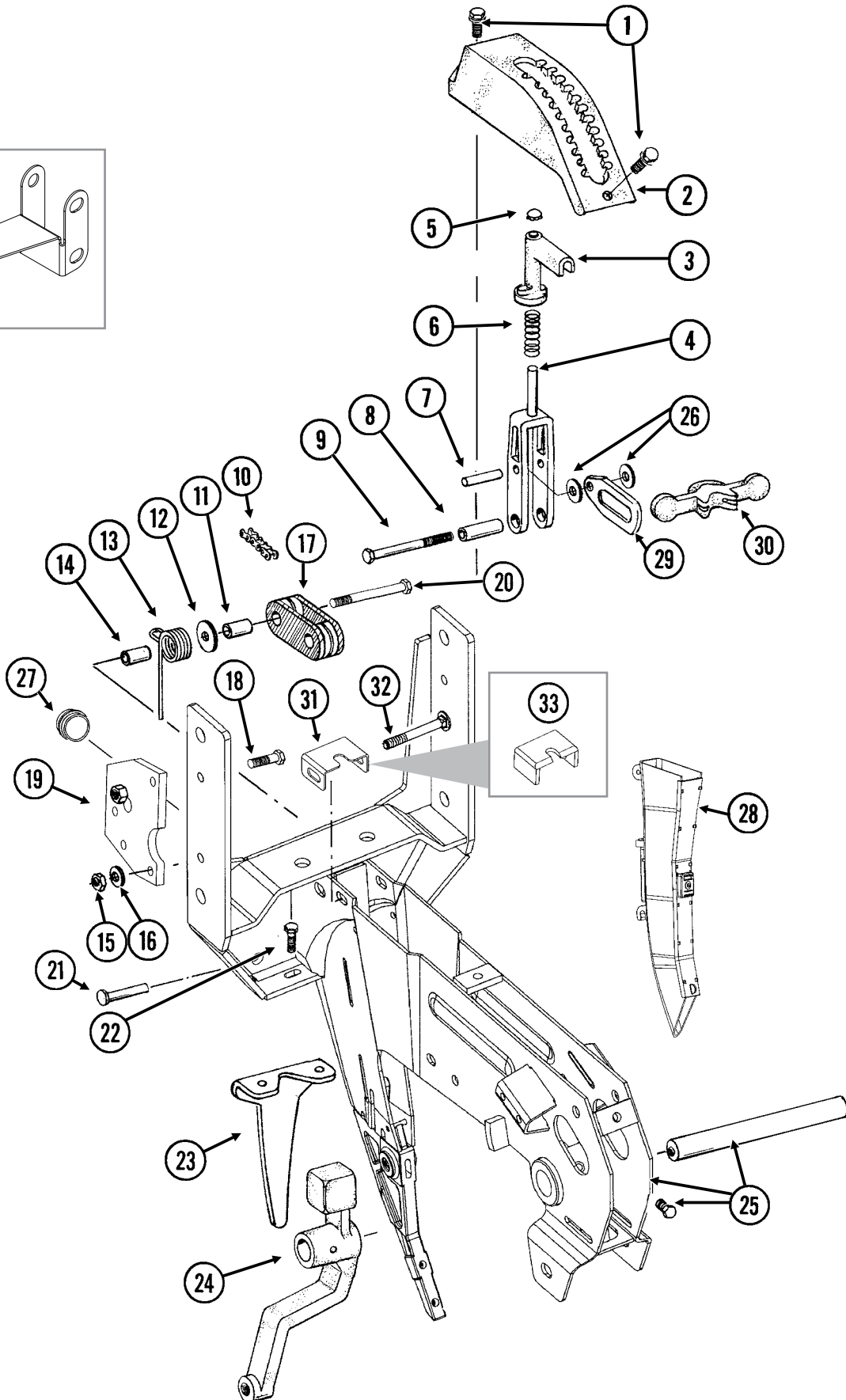
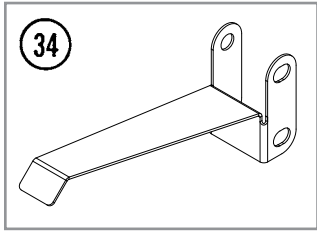
Numerical Index P151

NOTE: Row unit assembly does not include the following: seed meter assembly, seed tube assembly, row unit hopper assembly, closing wheels, or seed meter clutch.



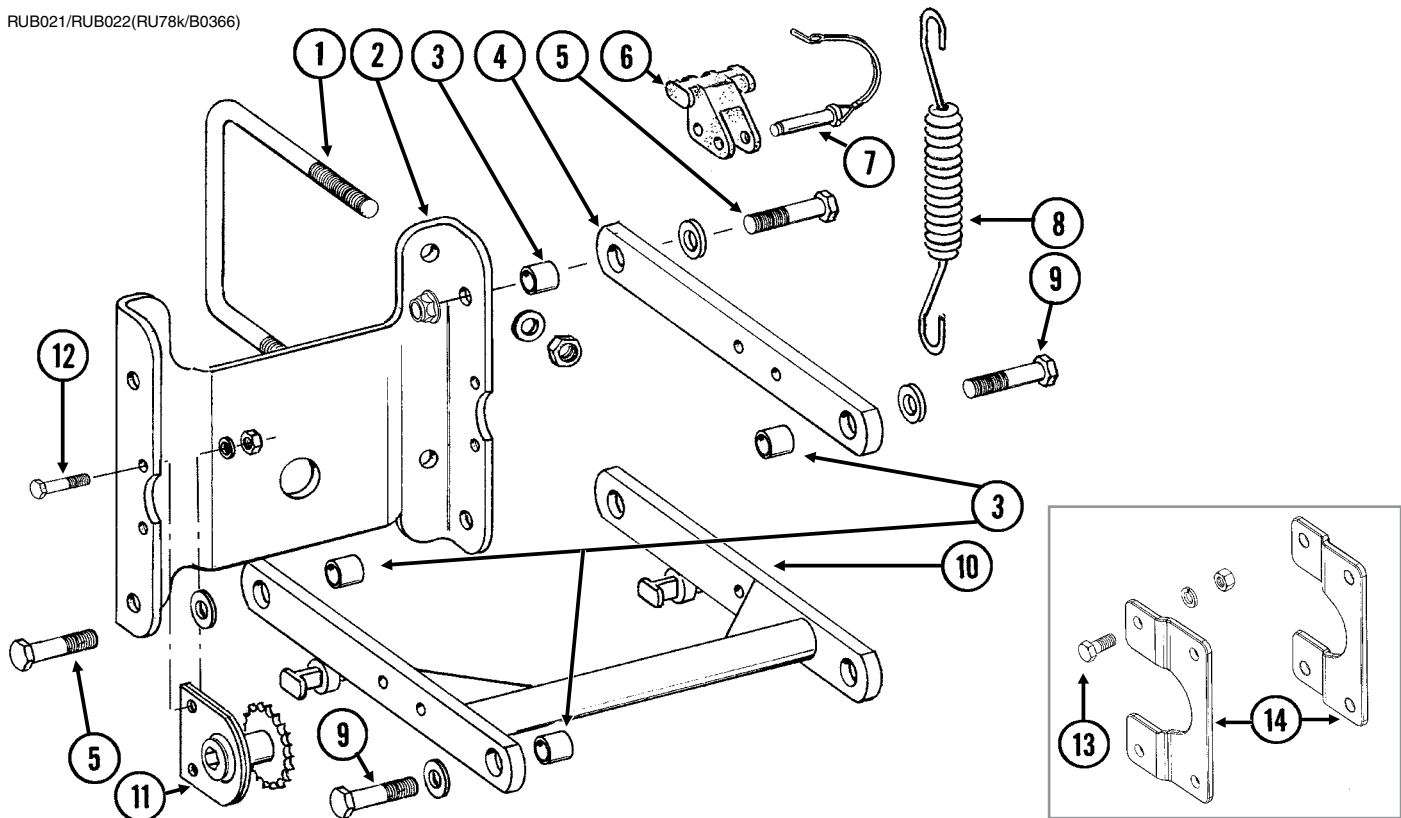
ITEM	PART NO.	QTY. (Per Row)	DESCRIPTION
1	G9934X	1	Pull Row Unit Assembly, Includes:
			QTY. PART NO. DESCRIPTION
			8 G11391 Flat Washer, 5/8" SAE
			1 G10201 Special Washer, 3/8" x 1 1/2" O.D.
			1 G10061 Hex Head Cap Screw, 3/8"-16 x 3 1/2"
			4 G11387 Hardened Washer, 3/8" SAE
			5 G10108 Lock Nut, 3/8"-16
			3 G10622 Serrated Flange Nut, 3/8"-16
			2 G10309 Carriage Bolt, 1/4"-20 x 5/8", Grade 5
			2 G10621 Serrated Flange Nut, 1/4"-20
			1 G10109 Lock Nut, 5/16"-18
			1 G10133 Hex Head Cap Screw, 5/16"-18 x 1 1/2"
			2 G10312 Carriage Bolt, 5/16"-18 x 3/4"
			2 G10620 Serrated Flange Nut, 5/16"-18
			2 G10111 Lock Nut, 1/2"-13
			2 G10752 Hex Head Cap Screw, 5/8"-18 x 2 1/4"
			2 G10751 Hex Head Cap Screw, 5/8"-18 x 1 3/4"
			2 G10204 Special Machine Bushing, 5/8" x 1" O.D.
			1 G10007 Hex Head Cap Screw, 5/8"-11 x 1 1/2"
			2 G10014 Hex Head Cap Screw, 1/2"-13 x 1"
			2 G10216 Washer, 1/2" USS
			2 G10228 Lock Washer, 1/2"
			14 G10940 Machine Bushing, 1" (.048" Thick)
			3 G10003 Hex Head Cap Screw, 3/8"-16 x 1 1/2"
			1 G10933 Fender Washer, 1/2" x 2" O.D.
			1 G10325 Hex Head Cap Screw, 3/8"-16 x 2 3/4"
			1 G10001 Hex Head Cap Screw, 3/8"-16 x 1"
			1 G10326 Hex Head Cap Screw, 3/8"-16 x 3 3/4"
			2 G11419 Carriage Bolt, 1/2"-13 x 2 1/4"
			8 G11514 Non-Serrated Flange Locknut, 5/8"-18
			2 G10002 Hex Head Cap Screw, 3/8"-16 x 3/4"
			1 GD8460 Spring
			2 GD11422 Upper Parallel Arm
			1 GD11017 Special Hex Head Cap Screw, 5/8"-11 x 1 1/2", L.H. Threads
			3 GD11845 Dust Cap
			1 GD11962 Idler
			1 GD1065 Idler Spring
			1 GD1026 Sleeve, 1 3/16" Long
			1 GD7318 Sleeve, 1" Long
			9 GD30725 Machine Bushing, 5/8" (.030" Thick)
			2 GD24545 Row Unit Stop
			1 GD28390 Shield
			1 GD2971-26 Sleeve, 3/8" I.D. x 5/8" O.D. x 1.63" Long
			1 GD35444 Seed Tube Bracket
			1 --- Row Unit Shank Assembly See "Shank Assembly, Seed Tube, and Depth Adjustment" on page P3
			1 --- Gauge Wheel Arm Assembly, R.H. See "Gauge Wheels" on page P7
			1 --- Gauge Wheel Arm Assembly, L.H. See "Gauge Wheels" on page P7
			2 GA8324 Disc Blade/Bearing Assembly, Less Dust Cap
			1 GA2012R Disc Scraper, R.H.
			1 GA2012L Disc Scraper, L.H.
			1 GA2007 Hopper Hold Down Latch
			1 GA15197 Closing Wheel Arm
			1 GA25180 Hopper Support
			1 GB0265 Pivot Link, Depth Adjustment
			8 GB0218 Bushing, 2 1/32" I.D. x 7/8" O.D. x 1 9/32" Long
			1 GB0254 Lever
			1 GB0268 Wheel Arm Mount
			2 GB0239 Eccentric Bushing
			2 GB0282 Stepped Bushing
			2 GB0314 Hopper Mount
			1 GA24693 Lower Parallel Arm
			4 G10732 Hex Head Cap Screw, 5/8"-18 x 2"
			1 GD10036 Mounting Support Plate

(METR29cc)



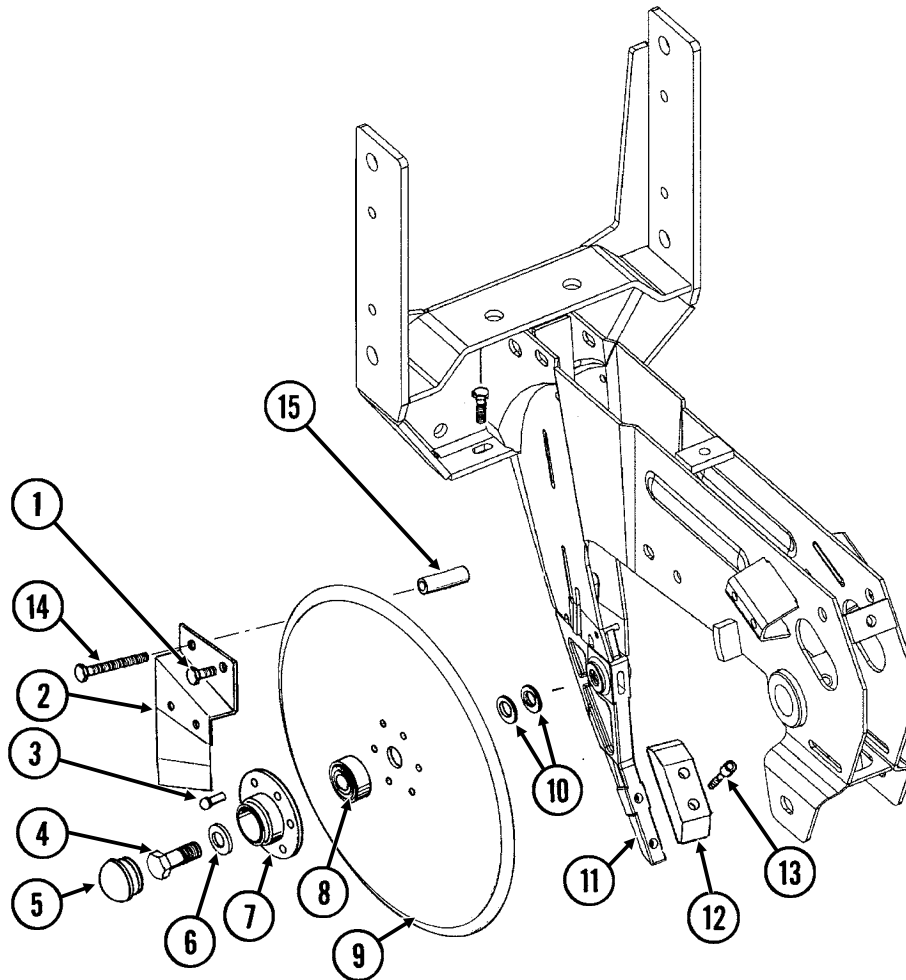
ITEM	PART NO.	QTY. (Per Row)	DESCRIPTION
1	G11015	2	Hex Washer Head Cap Screw, 3/8"-16 x 1 1/4"
2	GB0274	1	Cover, Depth Adjustment
3	GB0266	1	Handle, Depth Adjustment
4	GB0267	1	Lever, Depth Adjustment
5	GD3612	1	Cap Plug
6	GD10993	1	Spring
7	GD13361	1	Pin, 3/8" x 1 2/3"
8	GD11259	1	Sleeve, 3/8" I.D. x 5/8" O.D. x 1 25/32" Long
9	G11592	1	Hex Head Cap Screw, 3/8"-24 x 2 3/4", Grade 8
	G11591	1	Nylon Lock Nut, 3/8"-24, Grade C
10	G3303-98	1	Chain, No. 41, 98 Pitch Including Connector Link
	G3303-16	1	Chain, No. 41, 16 Pitch Including Connector Link (Used W/Row Unit Extension Brackets)
	GR0196	1	Connector Link, No. 41
11	GD1026	1	Sleeve, 1 3/16" Long
12	G10201	1	Special Washer, 3/8" x 1 1/2" O.D.
13	GD1065	1	Idler Spring
14	GD7318	1	Sleeve, 1" Long
15	G10108	1	Lock Nut, 3/8"-16
16	G11387	1	Flat Washer, 3/8" SAE
17	GD11962	1	Idler
18	G10003	3	Hex Head Cap Screw, 3/8"-16 x 1 1/2"
	G10108	3	Lock Nut, 3/8"-16
19	GD24545	2	Row Unit Stop
20	G10326	1	Hex Head Cap Screw, 3/8"-16 x 3 3/4"
21	G10551	1	Clevis Pin, 1/4" x 2 1/2"
	G10669	1	Hair Pin Clip, No. 22
22	G10312	2	Carriage Bolt, 5/16"-18 x 3/4"
	G10620	2	Serrated Flange Nut, 5/16"-18
23	GD28390	1	Shield
24	---	-	See "Gauge Wheels" on page P7
25	GA10157	1	Shank W/Gauge Wheel Pivot Spindle and Set Screw
	GD11001	-	Spindle
	G10438	-	Hex Head Cap Screw, 1/2"-13 x 3/4"
26	G10207	2	Washer, 7/8" O.D. x 1 3/32" I.D. x .134" (If Applicable)
27	GD11845	1	Dust Cap
28	---	-	See "KPM I Electronic Seed Monitor" on page P93
	---	-	See "KPM II Stack-Mode Electronic Seed Monitor" on page P95
	---	-	See "KPM III Electronic Seed Monitor" on page P97
29	GB0285	1	Collar, Depth Adjustment
30	GB0265	1	Pivot Link, Depth Adjustment
31	GD15970	1	Sun Shade
32	G10304	1	Carriage Bolt, 3/8"-16 x 3"
	G10108	1	Lock Nut, 3/8"-16
33	GD16245	-	Sun Shade (Rubber)
34	GD35444	-	Seed Tube Bracket

RUB021/RUB022(RU78k/B0366)



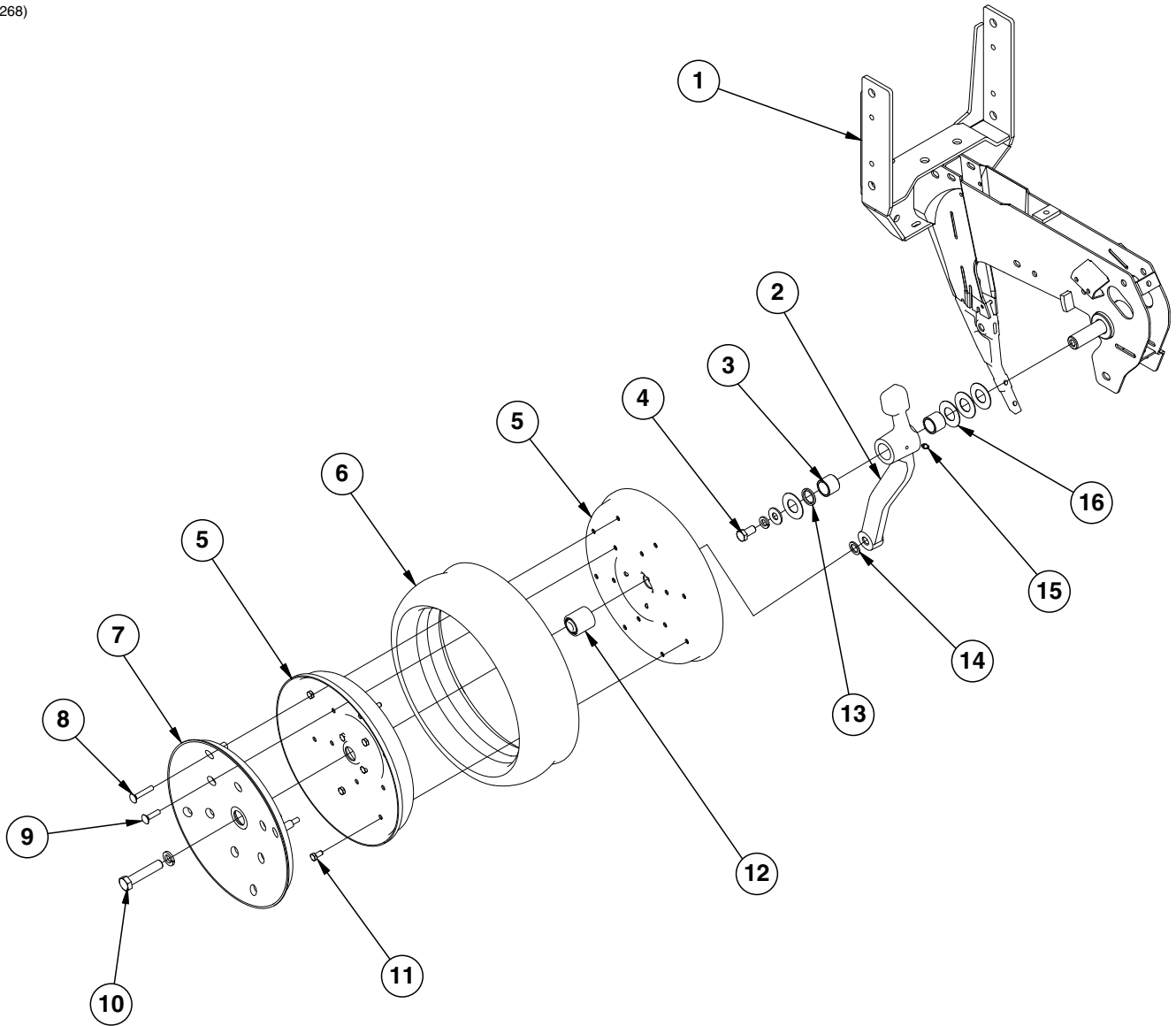
ITEM	PART NO.	QTY. (Per Row)	DESCRIPTION
1	GD1114	2	U-Bolt, 7" x 7" x 5/8"-11
	G10230	4	Lock Washer, 5/8"
	G10104	4	Hex Nut, 5/8"-11
2	GD10036	1	Mounting Support Plate
3	GB0218	4	Bushing, 2 1/32" I.D. x 7/8" O.D. x 1 9/32" Long
4	GD11422	2	Upper Parallel Arm
5	G10732	4	Hex Head Cap Screw, 5/8"-18 x 2"
	G11391	4	Flat Washer, 5/8" SAE
	G11514	4	Lock Nut, 5/8"-18
6	GB0186	2	Spring Anchor
7	GD14217	2	Tab Lock Pin, 7/16" x 1 1/2"
8	GD8249	2-4	Spring
9	---	-	See "Hopper Support and Meter Drive" on page P15
10	GA24693	1	Lower Parallel Arm
11	GA1720	1	Bearing/Sprocket, 7/8" Hex Bore
12	G10001	2	Hex Head Cap Screw, 3/8"-16 x 1"
	G10229	2	Lock Washer, 3/8"
	G10101	2	Hex Nut, 3/8"-16
13	G10008	4	Hex Head Cap Screw, 5/8"-11 x 2"
	G10230	4	Lock Washer, 5/8"
	G10104	4	Hex Nut, 5/8"-11
14	GB0366	2	Extension Bracket
A	G6326X	-	U-Bolt Package For 7" x 7" Toolbar, Includes: (2) GD1114, (4) G10230, (4) G10104

(RU139)



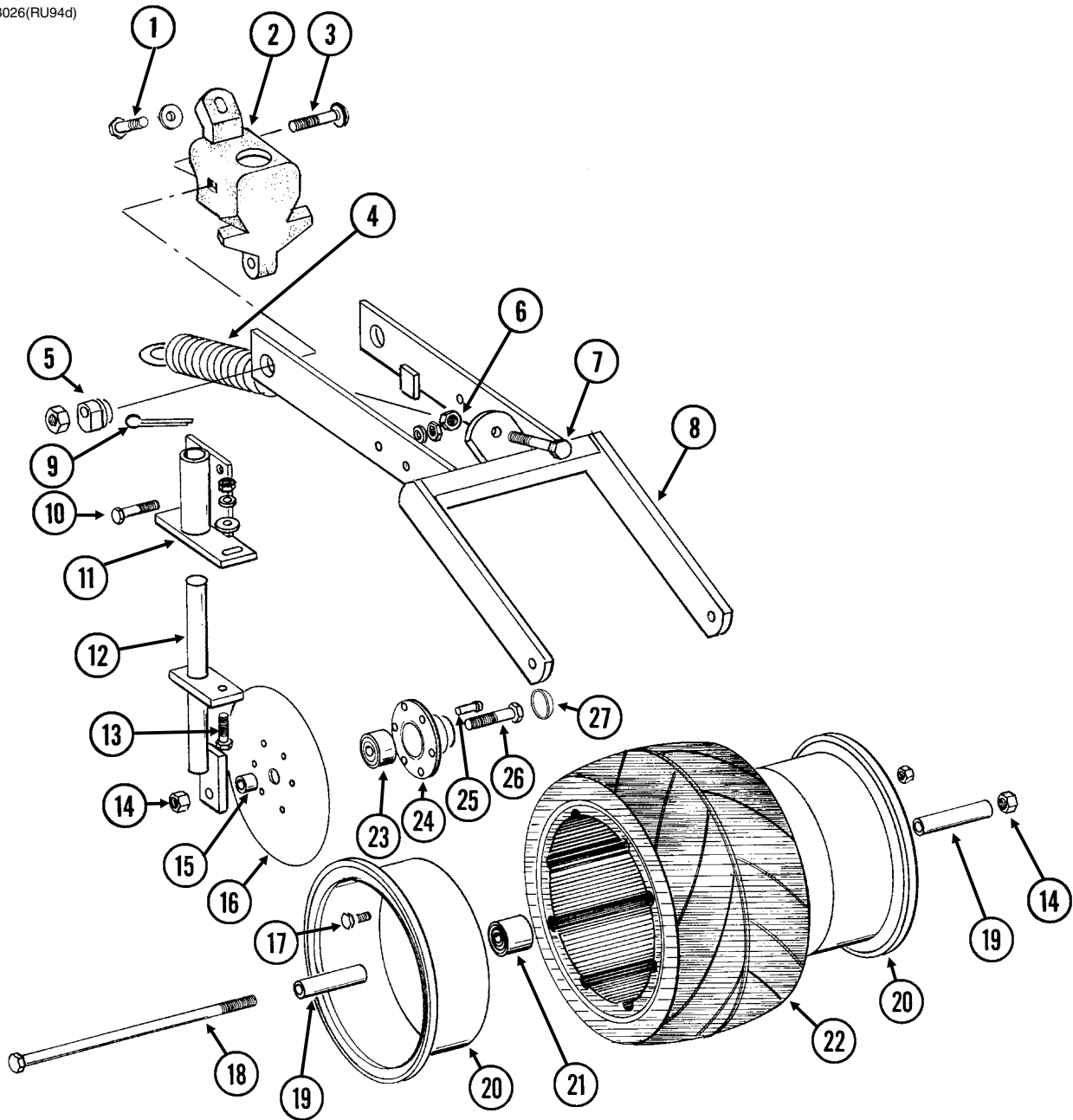
ITEM	PART NO.	QTY. (Per Row)	DESCRIPTION
1	G10002	2	Hex Head Cap Screw, 3/8"-16 x 3/4"
	G10622	2	Serrated Flange Nut, 3/8"-16
2	GA2012R	1	Disc Scraper, R.H.
	GA2012L	-	Disc Scraper, L.H. (Shown)
3	G10427	12	Rivet, 1/4" x 1/2"
4	GD11017	1	Special Hex Head Cap Screw, 5/8"-11 x 1 1/2", L.H. Threads
	G10007	1	Hex Head Cap Screw, 5/8"-11 x 1 1/2"
5	GD11845	2	Dust Cap
6	G10204	2	Special Machine Bushing, 5/8" x 1" O.D.
7	GD10473	2	Bearing Housing
8	GA2014	2	Bearing
9	GD11306	2	Disc Blade, 3.5 mm x 15"
10	GD30725	-	Machine Bushing, 5/8" (.030" Thick) (As Required)
11	---	-	See "Shank Assembly, Seed Tube, and Depth Adjustment" on page P3
12	GB0301	1	Seed Tube Guard/Inner Scraper
13	G10912	2	Hex Socket Head Cap Screw, 5/16"-18 x 1", Grade 8
14	G10325	1	Hex Head Cap Screw, 3/8"-16 x 2 3/4"
	G10622	1	Serrated Flange Nut, 3/8"-16
15	GD2971-26	1	Sleeve, 3/8" I.D x 5/8" O.D. x 1.63" Long
A	GA8324	-	Disc Blade/Bearing Assembly, Less Dust Cap (Items 3 and 7-9)

(IP1268)



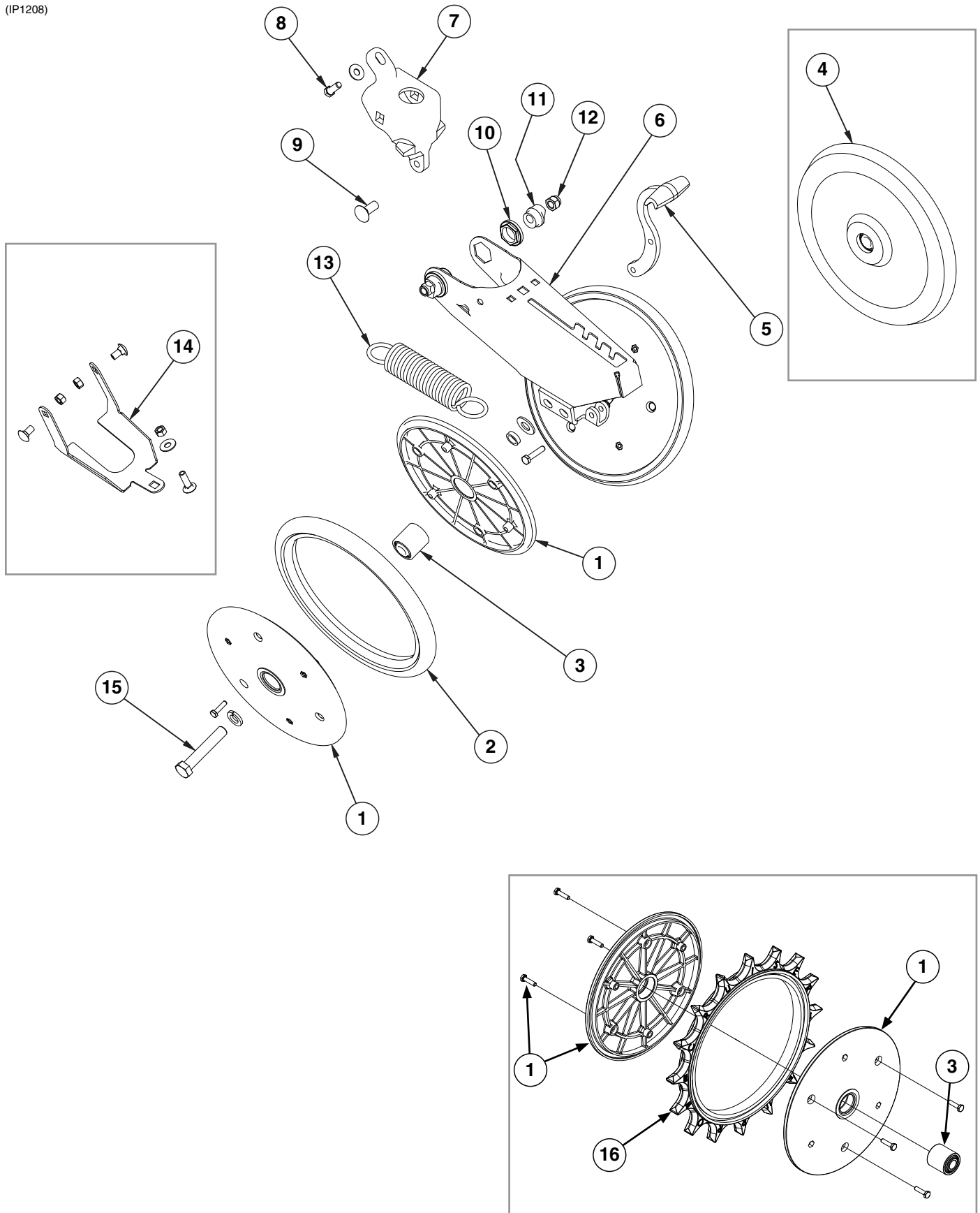
ITEM	PART NO.	QTY. (Per Row)	DESCRIPTION
1	---	-	See "Shank Assembly, Seed Tube, and Depth Adjustment" on page P3
2	GA21677	1	Wheel Arm W/Grease Fitting, Bushings, and Seals, L.H. (Shown) (Includes Items 3 and 13)
	GA21676	1	Wheel Arm W/Grease Fitting, Bushings, and Seals, R.H. (Includes Items 3 and 13)
3	GB0276	2	Bushing, 1" I.D. x 1¼" O.D. x 1" Long (Per Arm)
4	G10014	1	Hex Head Cap Screw, ½"-13 x 1"
	G10228	2	Lock Washer, ½"
	G10216	2	Washer, ½" USS
5	GD31466	4	Half Wheel
6	GD1086	2	Tire
7	GD34206	2	Cover
8	G10031	8	Carriage Bolt, ⅝"-18 x 1¾"
	G10109	8	Lock Nut, ⅝"-18
9	G10338	12	Carriage Bolt, ⅝"-18 x 1¼"
	G10620	12	Serrated Flange Nut, ⅝"-18
10	G10010	2	Hex Head Cap Screw, ⅝"-11 x 3"
11	G10018	14	Hex Head Cap Screw, ⅝"-18 x ⅝"
	G10109	14	Lock Nut, ⅝"-18, Grade 8
12	GA6171	2	Bearing
13	GD10991	2	Seal (Per Arm)
14	G10204	2	Special Machine Bushing, ⅝" x 1" O.D.
15	G10640	1	Grease Fitting, ¼"-28 (Per Arm)
16	G10940	-	Machine Bushing, 1" (.048" Thick)
A	GA24576	-	Gauge Wheel Complete (Items 5-9 and 11-12)
B	G1K296	-	Gauge Wheel Arm Bushing and Seal Driver Kit, Includes: (1) Seal Driver, (1) Bushing Driver, (1) Instruction

RUA054/RUB026(RU94d)



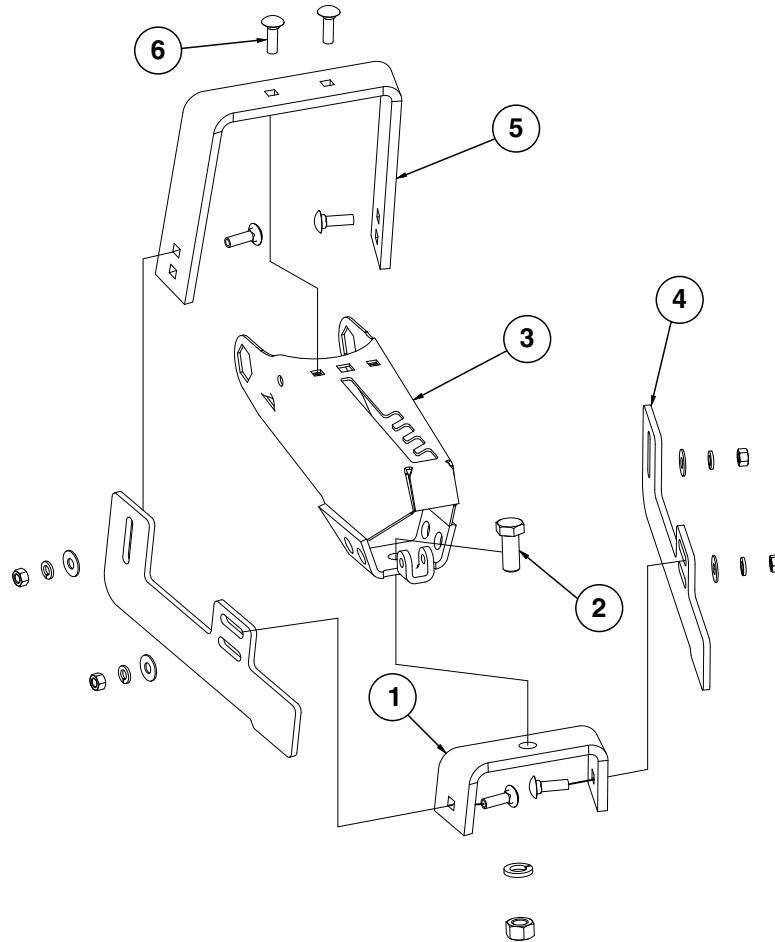
ITEM	PART NO.	QTY. (Per Row)	DESCRIPTION
1	G10001	1	Hex Head Cap Screw, 3/8"-16 x 1"
	G11387	1	Flat Washer, 3/8" SAE
2	GB0268	1	Wheel Arm Stop
3	G11419	2	Carriage Bolt, 1/2"-13 x 2 1/4"
	G10315	-	Carriage Bolt, 1/2"-13 x 2 1/2" (Used W/Straight Drop In-Furrow Granular Chemical Bracket)
	G10102	2	Hex Nut, 1/2"-13
4	GA2054	1	Spring
5	GB0239	2	Eccentric Bushing
6	G10102	1	Hex Nut, 1/2"-13
7	G10861	1	Hex Head Cap Screw, 1/2"-13 x 5", Full Thread
8	GA6619	1	Mounting Arm
9	G10463	2	Cotter Pin, 1/4" x 1 1/2"
10	G10171	4	Hex Head Cap Screw, 5/16"-18 x 1 1/4"
	G10232	4	Lock Washer, 5/16"
	G10106	4	Hex Nut, 5/16"-18
11	GA6620	2	Bracket
12	GA6618	2	Mount
13	G10303	2	Carriage Bolt, 5/16"-18 x 1"
	G11386	2	Flat Washer, 5/16" SAE
	G10232	2	Lock Washer, 5/16"
	G10106	2	Hex Nut, 5/16"-18
14	G10107	3	Lock Nut, 5/8"-11
15	GD1109	2	Bushing, 4 1/64" I.D. x 7/8" O.D. x 1/4" Long
16	GD9290	2	Disc Blade, 8"
17	G10018	7	Hex Head Cap Screw, 5/16"-18 x 5/8"
	G10109	7	Lock Nut, 5/16"-18, Grade 8
18	G10152	1	Hex Head Cap Screw, 5/8"-11 x 9"
19	GD3180-12	2	Sleeve, 5/8" I.D. x 7/8" O.D. x 2 7/8" Long
20	GD9562	2	Half Wheel
21	GA6171	1	Bearing
22	GD9305	1	Tire
23	GA2014	2	Bearing
24	GD10473	2	Bearing Housing
25	G10427	12	Rivet, 1/4" x 1/2"
26	G10006	2	Hex Head Cap Screw, 5/8"-11 x 2 1/4"
27	GD11845	2	Dust Cap
A	GA6733	-	Single Press Wheel Complete W/Bearing (Items 17 and 20-22)
B	GA6801	-	Covering Disc Blade Complete W/Bearing (Items 16 and 23-25)

(IP1208)



ITEM	PART NO.	QTY. (Per Row)	DESCRIPTION
1	GD9120	4	Nylon Half Wheel
	G10064	12	Hex Head Cap Screw, 1/4"-20 x 1"
2	GD1085	2	Rubber Tire, 1" x 12"
3	GA6171	2	Bearing
4	GA6597	1	Cast Iron Closing Wheel W/Bearing
	GA6171	1	Bearing
5	GB0254	1	Lever
	G10133	1	Hex Head Cap Screw, 5/16"-18 x 1 1/2"
	G10109	1	Lock Nut, 5/16"-18, Grade 8
6	GA15197	1	Closing Wheel Arm
7	GB0268	1	Wheel Arm Mount
8	G10001	1	Hex Head Cap Screw, 3/8"-16 x 1"
	G11387	2	Flat Washer, 3/8" SAE
9	G11419	2	Carriage Bolt, 1/2"-13 x 2 1/4"
	G10315	-	Carriage Bolt, 1/2"-13 x 2 1/2" (Used W/Straight Drop In-Furrow Granular Chemical Bracket)
	G11387	-	Flat Washer, 3/8" SAE
10	GB0282	2	Stepped Bushing
11	GB0239	2	Eccentric Bushing
12	G10111	2	Lock Nut, 1/2"-13
13	GD8460	1	Spring
14	G1K345	-	Closing Wheel Shield Kit W/Hardware and Instruction
	GD26146	1	Closing Wheel Shield (Included W/G1K345)
	G10599	1	Carriage Bolt, 3/8"-16 x 1 1/4" (Included W/G1K345)
	G10308	2	Carriage Bolt, 3/8"-16 x 3/4" (Included W/G1K345)
	G10101	3	Hex Nut, 3/8"-16 (Included W/G1K345)
	G10229	3	Lock Washer, 3/8" (Included W/G1K345)
	G11387	1	Hardened Washer, 3/8" SAE (Included W/G1K345)
15	G10013	2	Hex Head Cap Screw, 5/8"-11 x 3 1/2"
	G11391	2	Flat Washer, 5/8" SAE
	GD1109	2	Bushing, 4 1/64" I.D. x 7/8" O.D. x 1/4" Long
	G10230	2	Lock Washer, 5/8"
	G10107	2	Lock Nut, 5/8"-11
16	GD31353MPP	2	Spiked Wheel Insert (Package of 2)
A	GA6434	-	Rubber Closing Wheel Complete W/Bearing (Items 1-3)
B	GA22165	-	Spiked Closing Wheel (Items 1, 3, and 16)

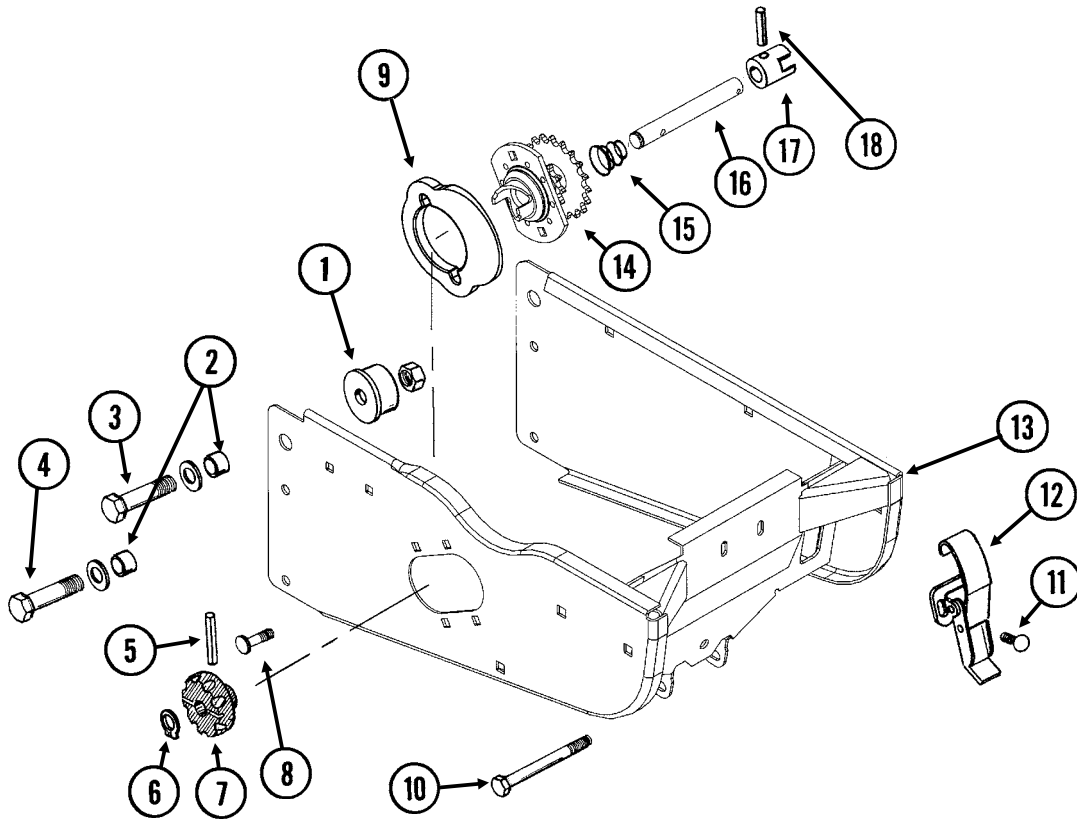
(IP1202)



ITEM	PART NO.	QTY. (Per Row)	DESCRIPTION
1	GD11509	1	Rear Bracket
2	G10007	1	Hex Head Cap Screw, 5/8"-11 x 1 1/2"
	G10230	1	Lock Washer, 5/8"
	G10104	1	Hex Nut, 5/8"-11
3	GA15197	1	Closing Wheel Arm
4	GD11313	2	Blade
5	GD11508	1	Front Bracket
6	G10599	6	Carriage Bolt, 3/8"-16 x 1 1/4"
	G10229	6	Lock Washer, 3/8"
	G11387	6	Flat Washer, 3/8" SAE
	G10101	6	Hex Nut, 3/8"-16
A	G7566X	-	Drag Closing Attachment Complete (Items 1-6)

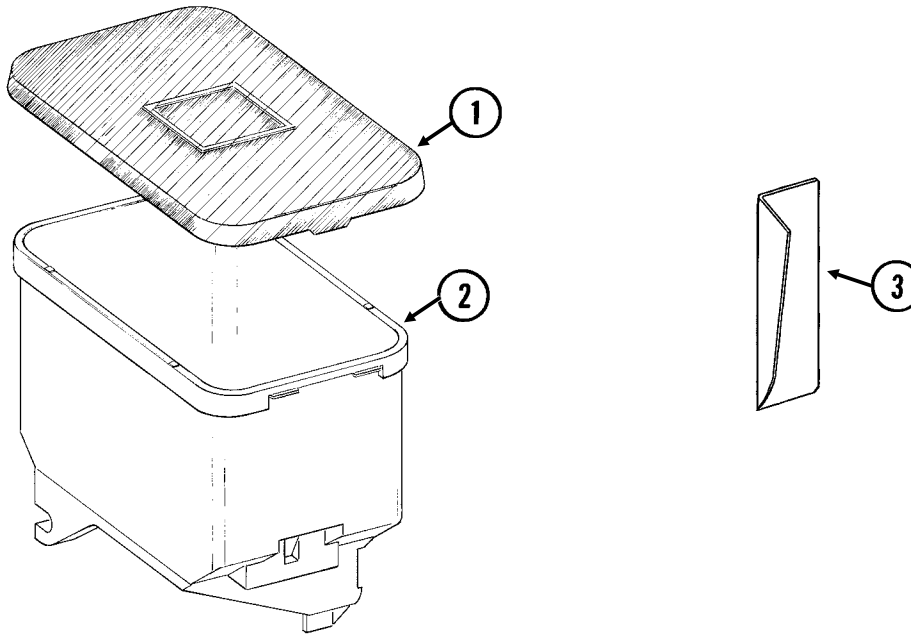
This page left blank intentionally.

(METR2d)



ITEM	PART NO.	QTY. (Per Row)	DESCRIPTION
1	GB0314	2	Hopper Mount
2	GB0218	4	Bushing, 2 ¹ / ₃₂ " I.D. x 7 ⁷ / ₈ " O.D. x 1 ⁹ / ₃₂ " Long
3	G10752	2	Hex Head Cap Screw, 5 ⁸ / ₈ "-18 x 2 ¹ / ₄ "
	G11391	2	Flat Washer, 5 ⁸ / ₈ " SAE
	G11514	2	Lock Nut, 5 ⁸ / ₈ "-18
4	G10751	2	Hex Head Cap Screw, 5 ⁸ / ₈ "-18 x 1 ³ / ₄ "
	G11391	2	Flat Washer, 5 ⁸ / ₈ " SAE
	G11514	2	Lock Nut, 5 ⁸ / ₈ "-18
5	G10602	1	Spring Pin, 1 ⁴ / ₄ " x 1 ¹ / ₂ "
6	G10567	1	External Retaining Ring, 5 ⁸ / ₈ "
7	GD11239	1	Knob
8	G10338	2	Carriage Bolt, 5 ¹⁶ / ₁₆ "-18 x 1 ¹ / ₄ "
	G10620	2	Serrated Flange Nut, 5 ¹⁶ / ₁₆ "-18
9	GB0331	1	Clutch Adapter Plate
10	G10061	1	Hex Head Cap Screw, 3 ⁸ / ₈ "-16 x 3 ¹ / ₂ "
	G11387	2	Flat Washer, 3 ⁸ / ₈ " SAE
	G10108	1	Lock Nut, 3 ⁸ / ₈ "-16
11	G10309	2	Carriage Bolt, 1 ⁴ / ₄ "-20 x 5 ⁸ / ₈ ", Grade 2
	G10621	2	Serrated Flange Nut, 1 ⁴ / ₄ "-20
12	GA2007	1	Hopper Hold Down Latch
13	GA26296	1	Hopper Support
14	GA10137	1	Double Sprocket and Bearing, Drive Clutch, 11/19 Tooth
15	GD11413	1	Spring
16	GD15747	1	Shaft
17	GB0278	1	Coupler
18	G10546	1	Spring Pin, 3 ¹⁶ / ₁₆ " x 1 ¹ / ₄ "
A	GA10151	-	Seed Meter Clutch Assembly, 11/19 Tooth (Items 5-7 and 14-18)

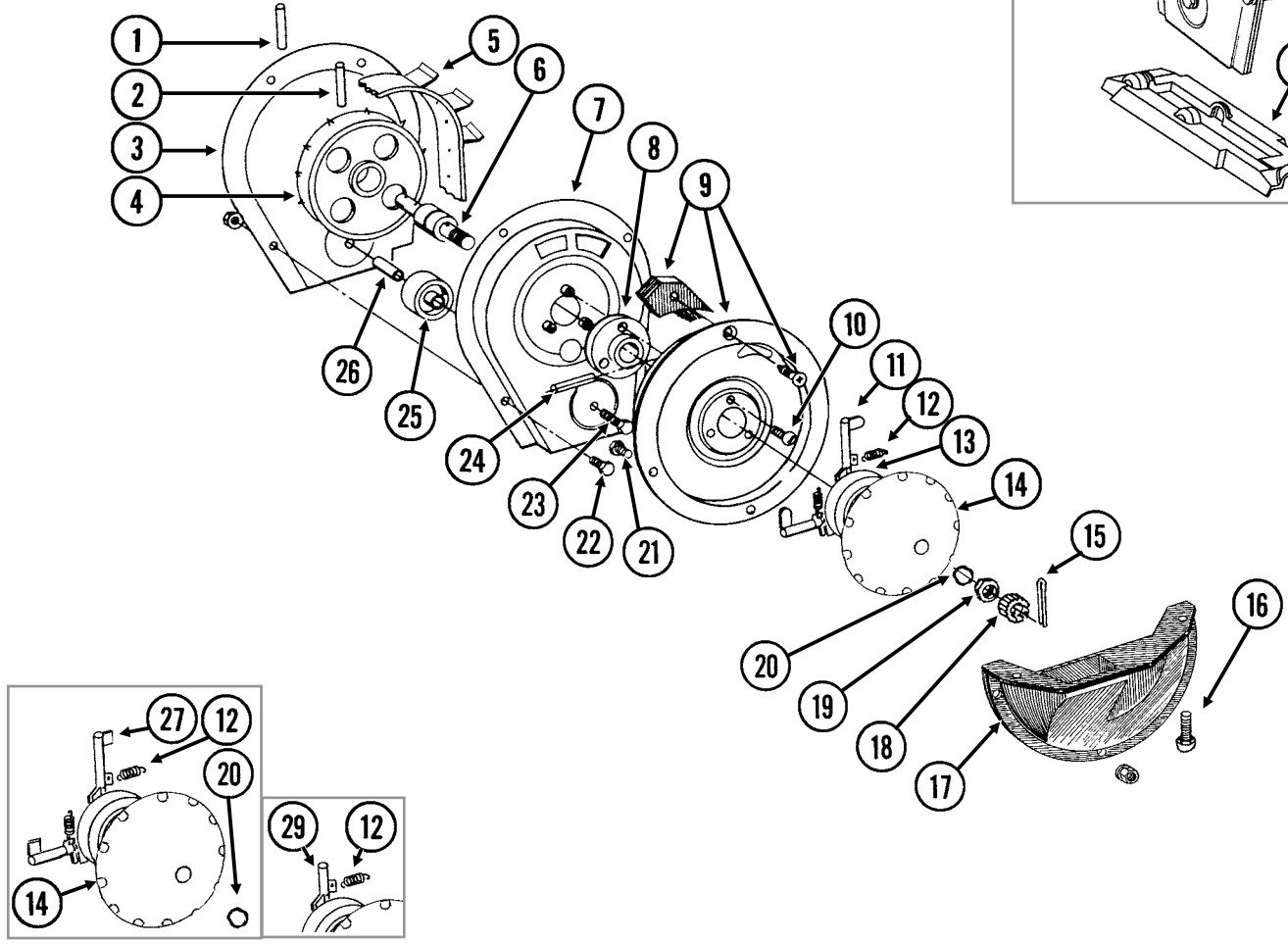
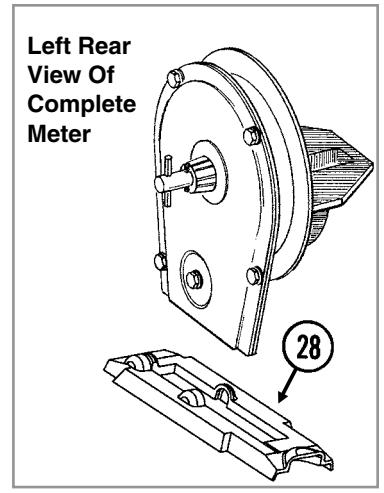
(RU87e/RU87a)



ITEM	PART NO.	QTY. (Per Row)	DESCRIPTION
1	GD11279	1	Lid
2	GA9714	1	Seed Hopper, Reinforced
	GD12561	-	Threaded Insert, 9/16"-18 (Included W/GA9714)
3	GD11747	1	Seed Reserve Baffle

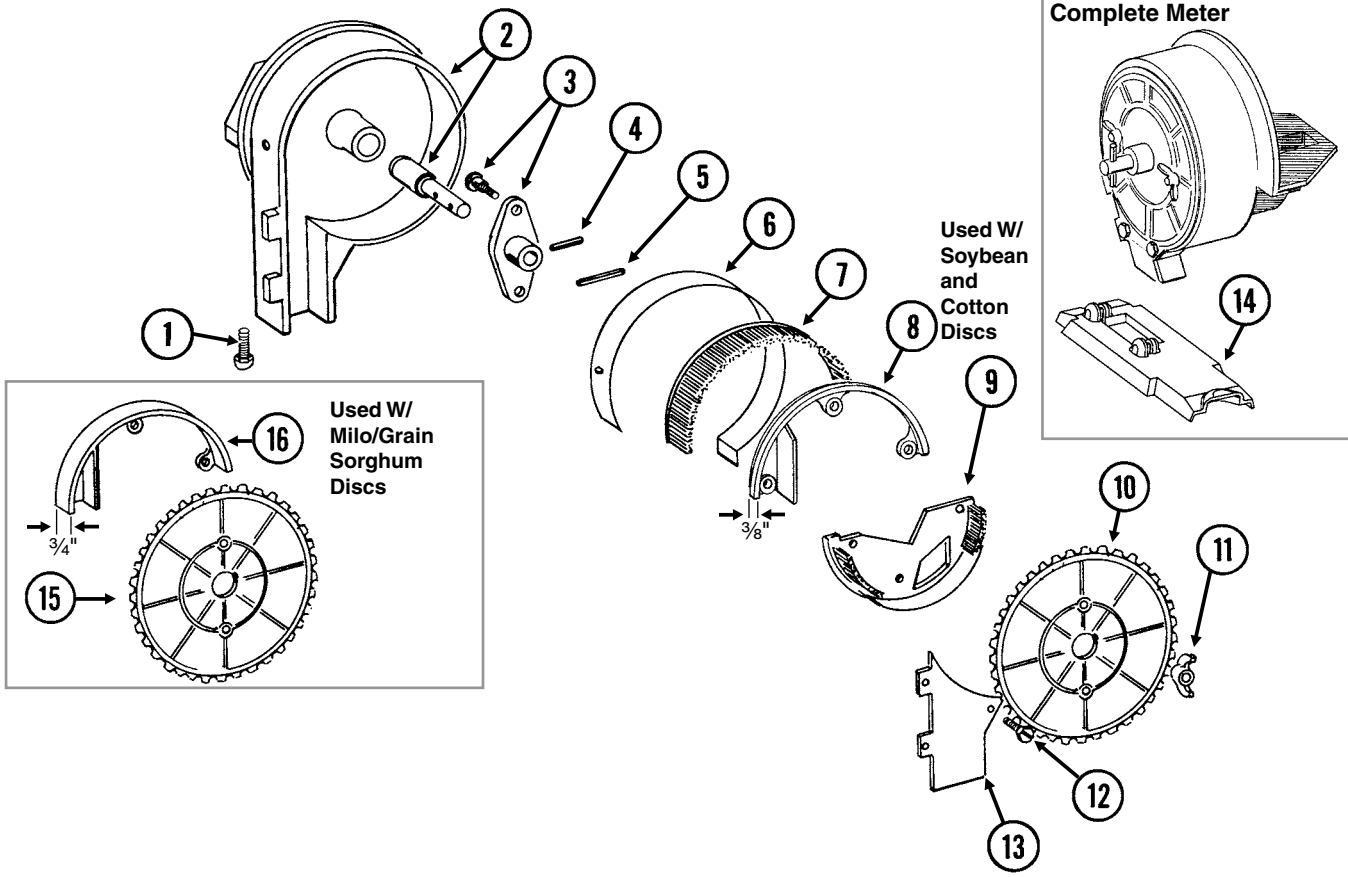
This page left blank intentionally.

RUA015/RUA056/RUA057(RU13k/RU13d)

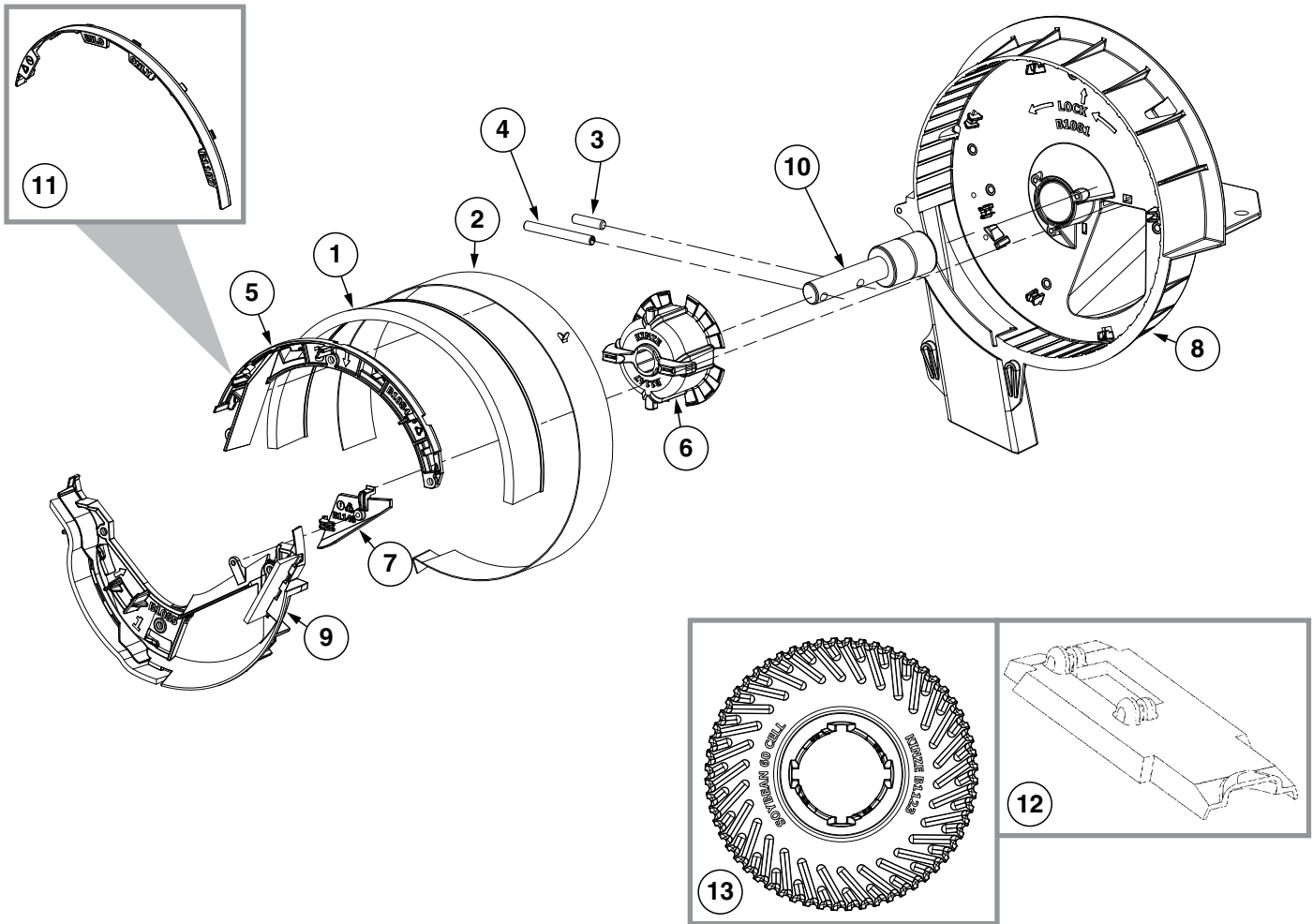


ITEM	PART NO.	QTY. (Per Row)	DESCRIPTION
1	G10602	1	Spring Pin, 1/4" x 1 1/2"
2	G10604	1	Spring Pin, 3/16" x 1 1/2"
3	GD26419	1	Housing Cover
4	GD1041	1	Belt Drive Sprocket
5	GD11286	1	Seed Belt
6	GA2019	1	Bearing
7	GA18201	1	Conveyor Housing
8	GB0110	1	Bearing Housing
9	GR1569	-	Carrier Plate W/Brush and Screw (Corn)
	GR0664	-	Carrier Plate W/Brush and Screw (Sunflower)
	GA2020	-	Brush
	G10690	-	Rolling Thread Screw, No. 10 x 3/4"
10	G10401	3	Slotted Hex Washer Head Screw, No. 10-32 x 5/8"
11	GD18704	12	Finger, Corn
12	GD19790	12	Spring
13	GB0410	1	Cam
14	GD11528	1	Finger Holder (Corn and Sunflower - Used With GR1848)
	GD26594	-	Finger Holder (Corn and Sunflower - Used With GR2154)
15	G10470	1	Cotter Pin, 5/32" x 1"
16	G11009	2	Locking Thumbscrew, 5/16"-18 x 3/4"
17	GD11311	1	Seed Baffle
18	GD1083	1	Cover Nut
19	G10500	1	Jam Nut, 5/8"-18 UNF
20	GA8343	1	Wave Washer, 5/8" (Triple Wave)
21	G10020	3	Hex Head Cap Screw, 1/4"-20 x 5/8"
	G10323	3	Hex Flange Nut, 1/4"-20, No Serrations
22	G10022	4	Hex Head Cap Screw, 1/4"-20 x 1/2"
	G10621	4	Serrated Flange Nut, 1/4"-20
23	G10021	1	Hex Head Cap Screw, 1/4"-20 x 1 1/2"
	G10621	1	Serrated Flange Nut, 1/4"-20
24	G10603	1	Spring Pin, 1/4" x 1 1/4"
25	GD1042	1	Idler
26	GB0120	1	Bushing, 1 7/64" I.D. x 1 1/32" Long
27	GD19333	12	Finger, Oil Sunflower
28	GD15698	1	Shank Cover, Finger Pickup Seed Meter
29	GD11787	-	Half Rate Blank Finger
30	GB0410	-	Cam (Sunflower)
A	GR1848	-	Finger Assembly, Corn (Items 11-14 and 20)
B	GR2154	-	Finger Assembly, Sunflower (Items 12, 14, 20, 27, and 30)
C	700-01082	-	Corn Meter Assembly (Items 1-26 and 28)
D	900-01117	-	Sunflower Meter Assembly (Items 1-10, 12, 14-15, 17-27, and 30)

RUA037/RUA056/RUA057(RU14f)

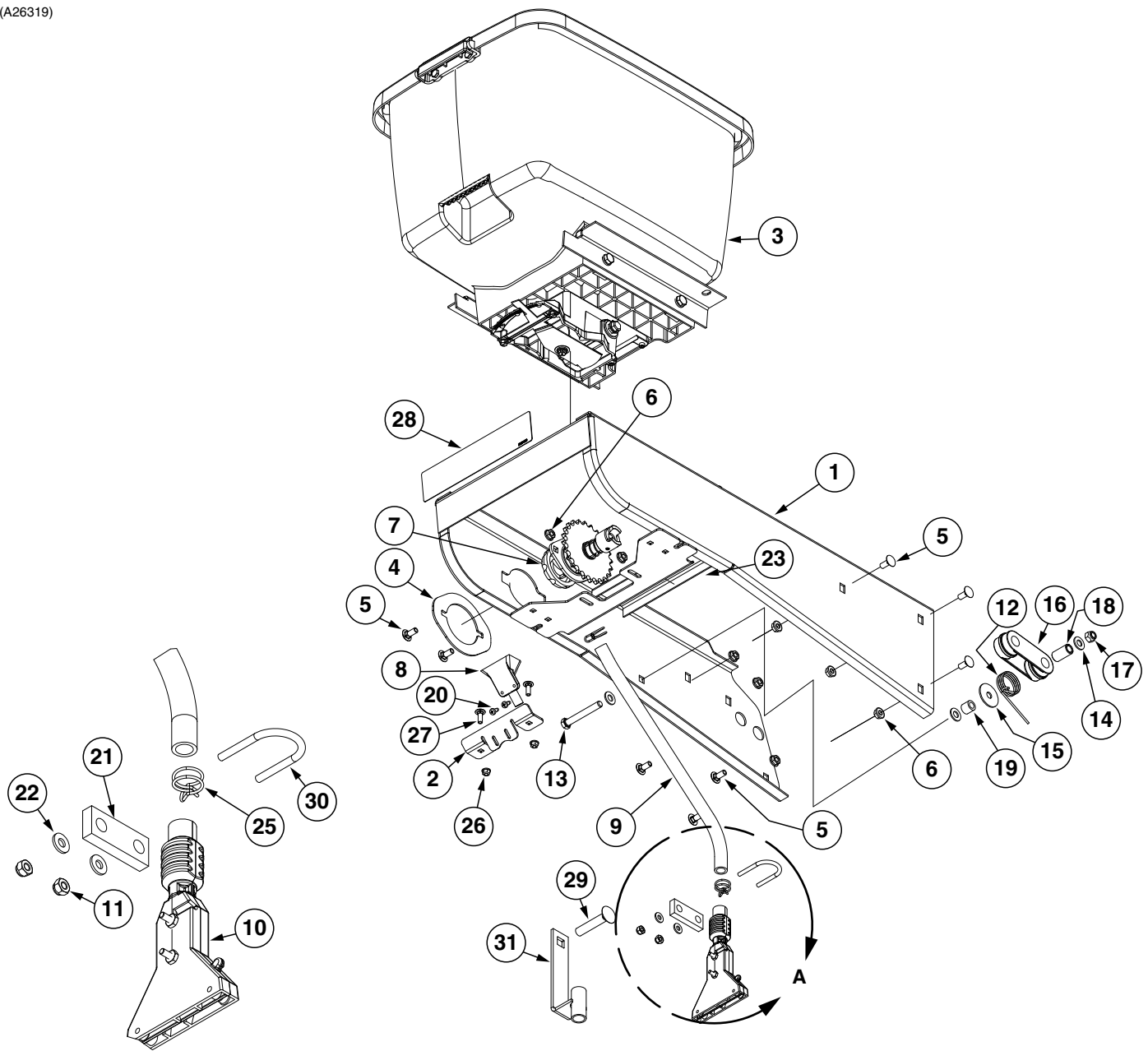


ITEM	PART NO.	QTY. (Per Row)	DESCRIPTION
1	G11009	2	Locking Thumbscrew, 5/16"-18 x 3/4"
2	GA18208	1	Housing W/Bearing
	GA5698	-	Bearing (Included W/GA18208)
3	GA6038	1	Hub W/Shoulder Bolts
	GD1755	-	Shoulder Bolt, 1/4"-20 (2 Used)
4	G10603	1	Spring Pin, 1/4" x 1 1/4"
5	G10602	1	Spring Pin, 1/4" x 1 1/2"
6	GD8778	1	Wear Strip
7	GA5699	1	Upper Brush
8	GD11122	1	Upper Brush Retainer (Used W/Soybean and Cotton Discs)
9	GA5834	1	Lower Brush
10	GA5794	-	Seed Disc, Soybean, 60 Cell, Black Color-Coded
	GA6184	-	Seed Disc, Specialty Soybean, 48 Cell, Dark Blue Color-Coded
	GA5796	-	Seed Disc, Cotton, Acid-Delinted, 30 Cell, White Color-Coded
	GA6168	-	Seed Disc, Large Cotton, Acid-Delinted, 36 Cell, Tan Color-Coded
	GA6478	-	Seed Disc, High-Rate Cotton, Acid-Delinted, 48 Cell, Light Green Color-Coded
	GA6182	-	Seed Disc, Hill-Drop Cotton, Acid-Delinted, 12 Cell, Brown Color-Coded
	GA7255	-	Seed Disc, Small Hill-Drop Cotton, Acid-Delinted, 12 Cell, Dark Green Color-Coded
11	G10531	2	Wing Nut W/Nylon Insert, 1/4"-20
12	G11151	9	Hex Washer Head Screw, No. 10-16 x 1/2"
	G10634	-	Slotted Tap Screw, No. 10-24 x 5/8" (Use As Required)
13	GD7878	1	Cover
14	GD15699	1	Shank Cover, Brush-Type Seed Meter
15	GA5982	-	Seed Disc, Small Milo/Grain Sorghum, 30 Cell, Red Color-Coded
	GA6187	-	Seed Disc, Large Milo/Grain Sorghum, 30 Cell, Light Blue Color-Coded
	GA5795	-	Seed Disc, High-Rate Small Milo/Grain Sorghum, 60 Cell, Red Color-Coded
	GA6633	-	Seed Disc, High-Rate Large Milo/Grain Sorghum, 60 Cell, Yellow Color-Coded
16	GD8237	-	Upper Brush Retainer (Used W/Milo/Grain Sorghum Discs)
A	G7536X	-	Brush Meter (Items 1-9 and 11-14)

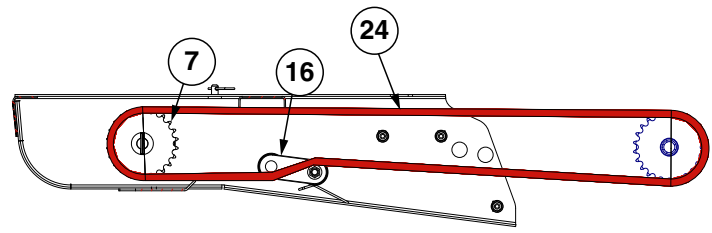


ITEM	PART NO.	QTY. (Per Row)	DESCRIPTION
1	GA5699	1	Upper Brush
2	GD8778	1	Wear Strip
3	G11448	1	Pin, ¼" x 1"
4	G10475	1	Spring Pin, ¼" x 2¼"
5	GB1084	1	Upper Brush Retainer (Used W/Soybean and Wheat Discs)
6	GB1147	1	Disc Hub
7	GB1148	1	Lower Retainer Wall
8	GB1081	1	Brush Meter Housing
9	GA24956	1	Lower Brush Retainer Assembly
	GB1085	1	Lower Brush Retainer (Included W/GA24956)
	GD34021-02	1	Brush, 6" (Included W/GA24956)
	GD35784-01	1	Brush, 2" (Included W/GA24956)
10	GA5698	1	Bearing
11	GB1107	-	Upper Brush Retainer (Used W/Milo/Grain Sorghum Discs)
12	GD15699	1	Shank Cover, Brush-Type Seed Meter
13	GB1123		Seed Disc, Soybean, 60 Cell, Black Color-Coded
	GB1171		Seed Disc, Soybean, 54 Cell, Dark Gray Color-Coded
	GB1124		Seed Disc, Soybean, 48 Cell, Dark Blue Color-Coded
	GB1130		Seed Disc, Small Milo/Grain Sorghum, 30 Cell, Red Color-Coded
	GB1131		Seed Disc, Large Milo/Grain Sorghum, 30 Cell, Light Blue Color-Coded
	GB1132		Seed Disc, High Rate Small Milo/Grain Sorghum, 60 Cell, Red Color-Coded
	GB1133		Seed Disc, High Rate Large Milo/Grain Sorghum, 60 Cell, Yellow Color-Coded
	GB1134		Seed Disc, Wheat, 54 Cell, Purple Color-Coded
A	700-01339	-	Brush Meter 2.0 (Items 1-11)

(A26319)



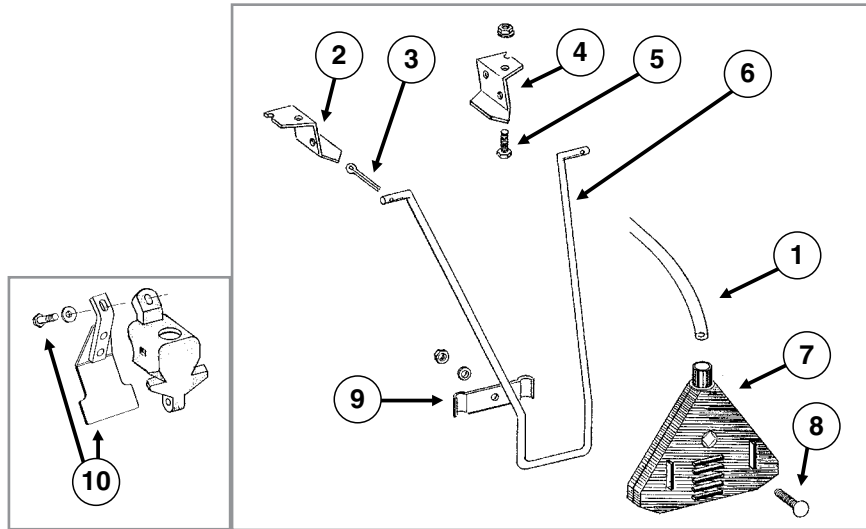
Detail A



Chain Routing

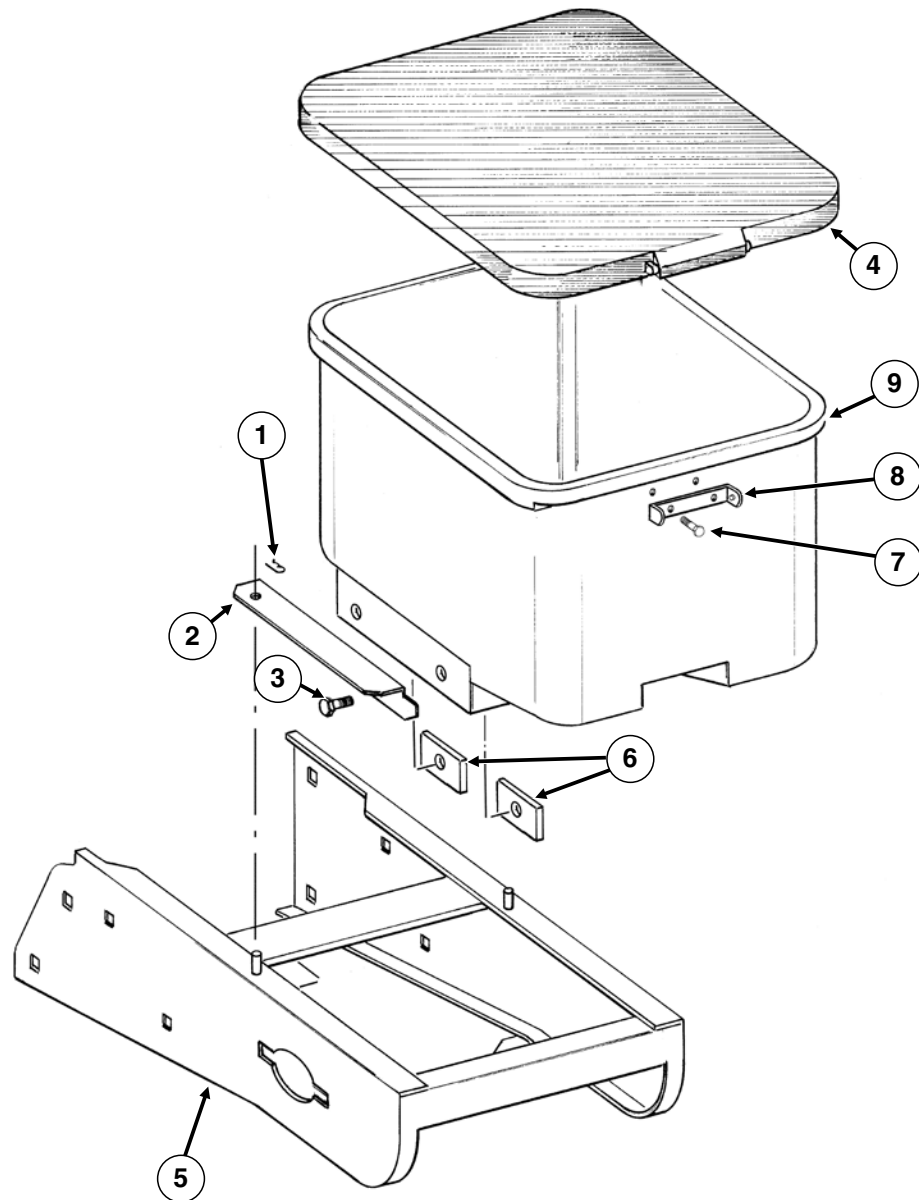
ITEM	PART NO.	QTY. (Per Row)	DESCRIPTION
1	A26287	1	Hopper Panel Extension (Non-Stock Item)
2	GD36277	1	Funnel Bracket
3	---	-	See "Granular Chemical Hopper and Hopper Panel Extension" on page P28
4	GD11305	1	Plate
5	G10312	8	Carriage Bolt, 5/16"-18 x 3/4"
6	G10620	8	Serrated Flange Nut, 5/16"-18
7	---	1	See "Granular Chemical Meter and Meter Drive" on page P29
8	GD2423	1	Funnel
9	GD2947	1	Hose, 7/16" x 28"
10	GA6907	1	Slope-Compensating Bander W/Hardware (4 1/2" Band Width)
	G10864	1	Uni-Clamp (Included W/GA6907)
	G10757	2	Pan Head Screw, No. 10-32 x 1 1/4" (Included W/GA6907)
	G10758	2	Hex Nut, No. 10-32 (Included W/GA6907)
11	G10110	2	Lock Nut, 1/4"-20, Grade B
12	GD11219	1	Spring
13	G10325	1	Hex Head Cap Screw, 3/8"-16 x 2 3/4"
14	G11387	3	Flat Washer, 3/8" SAE
15	G10201	1	Special Washer, 3/8" x 1 1/2" O.D.
16	GD11962	1	Idler
17	G10108	1	Lock Nut, 3/8"-16
18	GD1026	1	Sleeve, 1 3/16" Long
19	GD2971-10	1	Sleeve, 9/16" Long
20	G10966	2	Phillips Head Self-Tapping Screw, No. 10 x 1/2"
21	GD10984	1	Spacer
22	G11385	2	Flat Washer, 1/4" SAE
23	G10670	2	Hair Pin Clip, No. 3
24	G3303-114	1	Chain, No. 41, 114 Pitch Including Connector Link
	GR0196	1	Connector Link, No. 41
25	G11209	2	Wire Hose Clamp, 3/4"
26	G10621	2	Serrated Flange Nut, 1/4"-20
27	G10310	2	Carriage Bolt, 1/4"-20 x 3/4", Grade 2
28	---	-	See "Decals, Paint, and Miscellaneous" on page P147
29	G10315	1	Carriage Bolt, 1/2"-13 x 2 1/2" (Replaces Existing 1/2" x 2 1/4" Hardware)
30	GD10963	1	U-Bolt, 1 1/2" x 1 5/16" x 1/4"-20
31	GA6741	1	Bracket (Straight Drop In-Furrow)

(RU101mm)



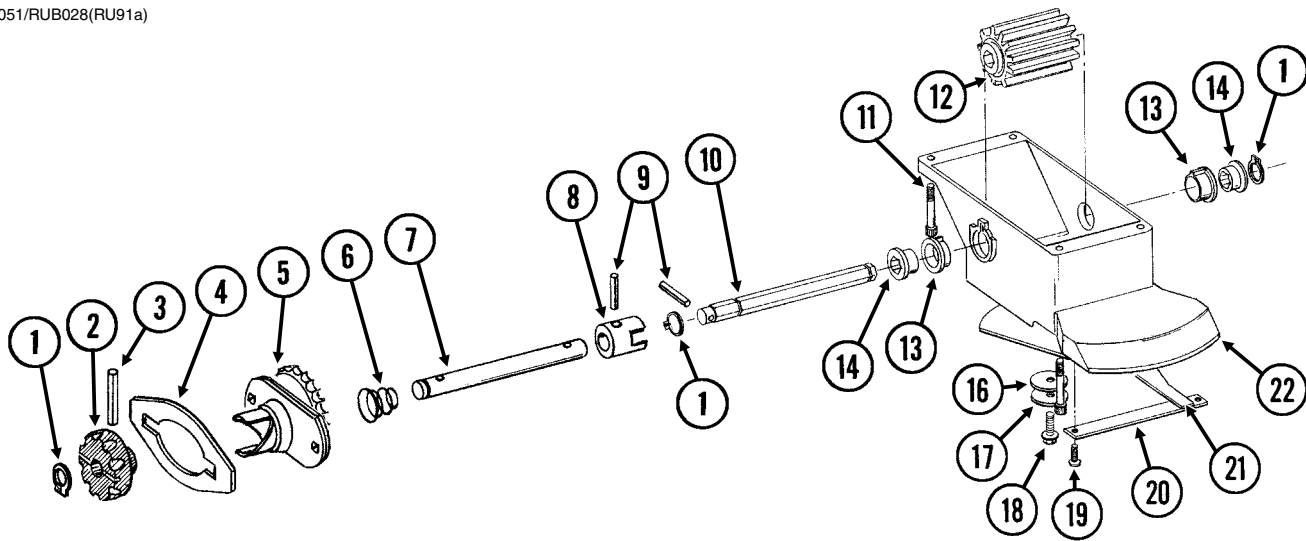
ITEM	PART NO.	QTY.	DESCRIPTION
1	GD2947	1	Hose, 7/16" x 28"
2	GD1115L	-	Hanger Bracket, L.H.
3	G10452	-	Cotter Pin, 1/8" x 1/2"
4	GD1115R	-	Hanger Bracket, R.H.
5	G10310	-	Carriage Bolt, 1/4"-20 x 3/4", Grade 2
	G10227	-	Lock Washer, 1/4"
	G10103	-	Hex Nut, 1/4"-20
6	GD1116	-	Hanger
7	GA2075	-	Diffuser, 14" Band
8	G10306	-	Carriage Bolt, 3/8"-16 x 2"
	G10229	-	Lock Washer, 3/8"
	G10101	-	Hex Nut, 3/8"-16
9	GD1118	-	Clamp
10	G1K385	-	Bander Shield Kit W/Hardware and Instruction
	G10003	1	Hex Head Cap Screw, 3/8"-16 x 1 1/2" (Included W/G1K385)
	G11387	1	Flat Washer, 3/8" SAE (Included W/G1K385)

(METR14d)



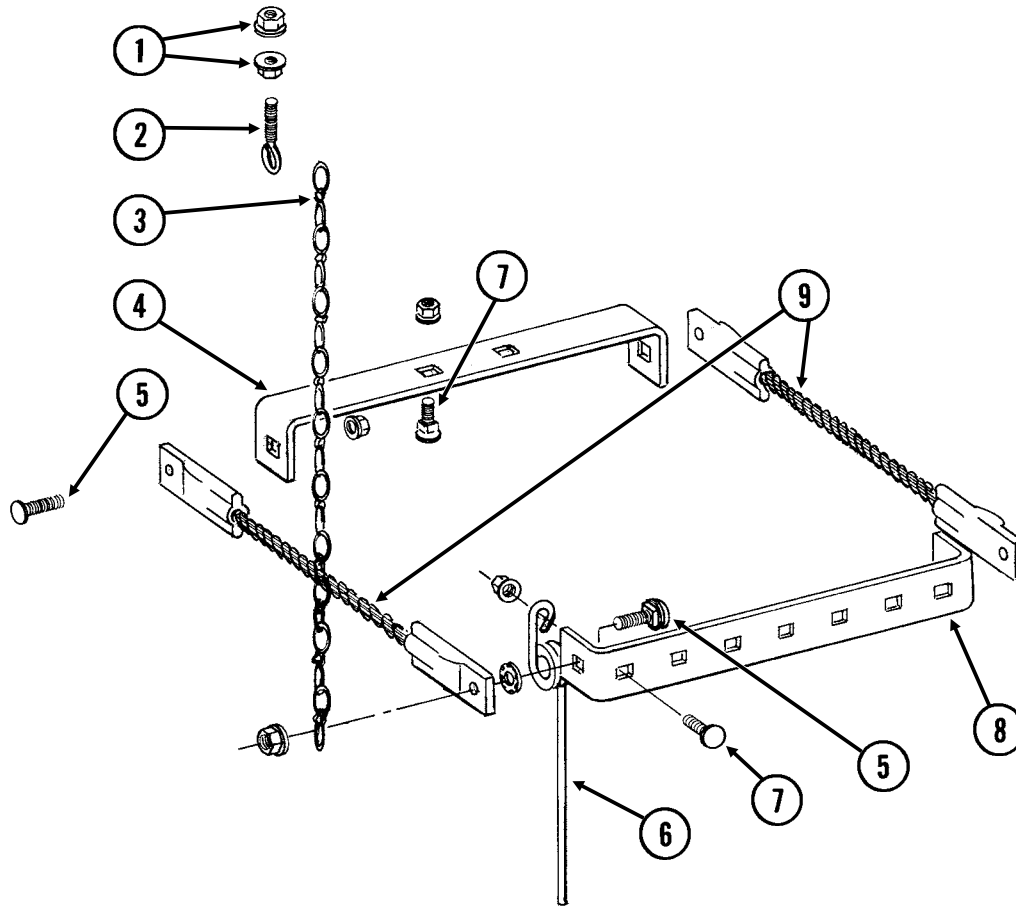
ITEM	PART NO.	QTY. (Per Row)	DESCRIPTION
1	G10670	2	Hair Pin Clip, No. 3
2	GD1059L	1	Support, L.H. (Shown)
	GD1059R	1	Support, R.H.
3	G10002	4	Hex Head Cap Screw, 3/8"-16 x 3/4"
	G10229	4	Lock Washer, 3/8"
4	GA4444	1	Lid
5	GA26287	1	Hopper Panel Extension (Non-Stock Item)
6	GD11424	4	Block
7	G10023	2	Hex Head Cap Screw, 1/4"-20 x 3/4"
	G10621	2	Serrated Flange Nut, 1/4"-20
8	GD1060	1	Hinge
9	GA8371	1	Hopper

RUA051/RUB028(RU91a)



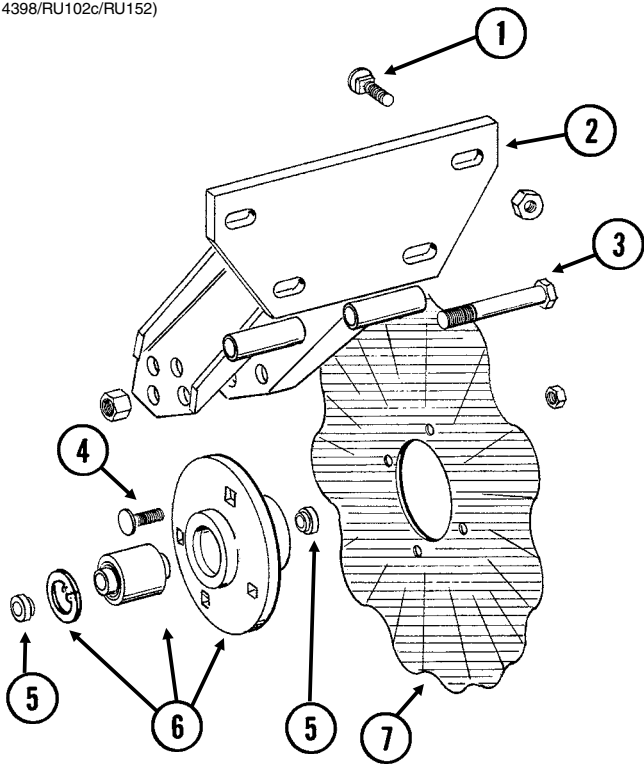
ITEM	PART NO.	QTY. (Per Row)	DESCRIPTION
1	G10567	3	External Retaining Ring, 5/8"
2	GD11239	1	Knob
3	G10602	1	Spring Pin, 1/4" x 1 1/2"
4	---	-	See "Granular Chemical Hopper and Hopper Panel Extension" on page P28
5	GA8364	1	Sprocket and Bearing, Drive Clutch, 24 Tooth
6	GD11413	1	Spring
7	GD11240	1	Shaft
8	GB0278	1	Coupler
9	G10546	2	Spring Pin, 3/16" x 1 1/4"
10	GD11297	1	Shaft
11	G11793	4	Hex Socket Head Cap Screw, No. 10-24 x 7/8"
12	GD7148	1	Feed Roller, Hex Bore
13	GB0115	2	Bearing
14	GD7258	2	Hex Bushing
15	---	-	---
16	G10660	1	Wave Washer, 1/2"
17	G11385	1	Flat Washer, 1/4" SAE
18	G10570	1	Slotted Hex Self-Tapping Screw, 1/4"-20 x 3/4"
19	G11073	2	Slotted Hex Self-Tapping Screw, No. 10 x 3/8"
20	GD1061	1	Support Strap
21	GD1063	1	Metering Gate
22	GB0116	1	Granular Housing
A	GA8326	-	Granular Chemical Meter Complete (Items 1, 9, 10, 12-14 and 16-22)
B	GA8366	-	Granular Chemical Meter Clutch (Items 1-3 and 5-9)

RUA055(RU95)

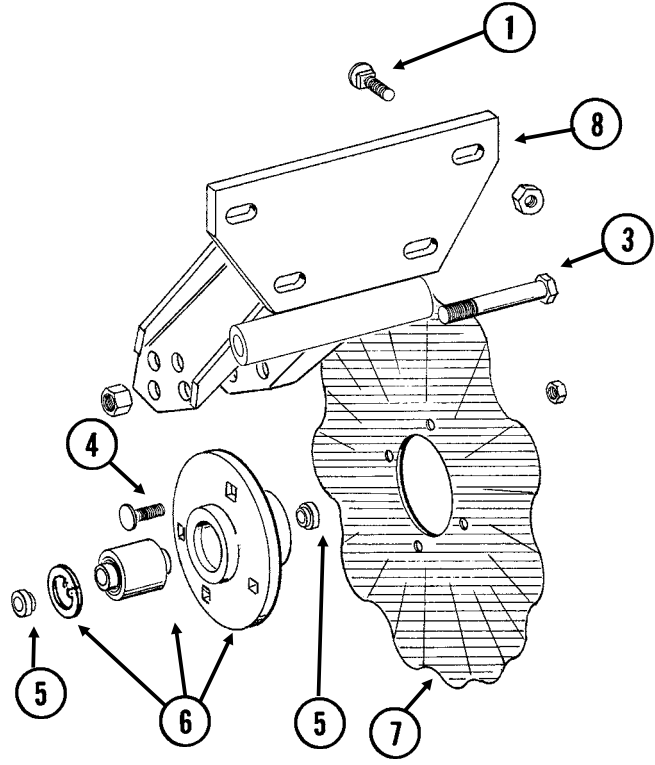


ITEM	PART NO.	QTY. (Per Row)	DESCRIPTION
1	G10621	4	Serrated Flange Nut, 1/4"-20
2	GD2460	2	Eyebolt, 1/4"-20
3	G3305-01	2	Twin Loop Chain, 9 Links
4	GD1143	1	Front Bracket
5	G10305	4	Carriage Bolt, 3/8"-16 x 1"
	G10529	4	External Tooth Lock Washer, 3/8"
	G10622	4	Serrated Flange Nut, 3/8"-16
6	GD1145	7	Spring Tooth
7	G10305	9	Carriage Bolt, 3/8"-16 x 1"
	G10622	9	Serrated Flange Nut, 3/8"-16
8	GD1144	1	Rear Bracket
9	GA2094	2	Cable Assembly

(D14398/RU102c/RU152)



STYLE A

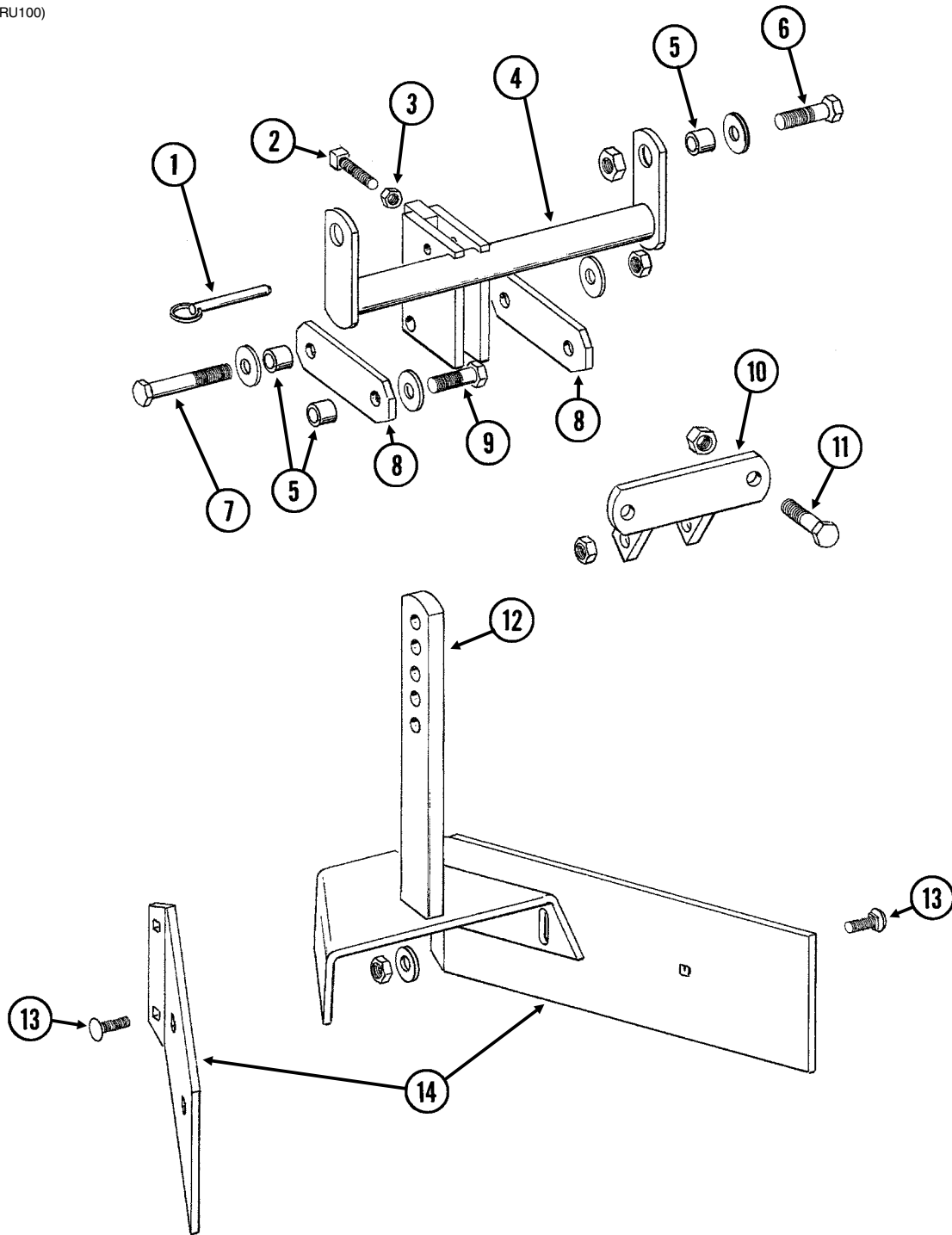


STYLE B

ITEM	PART NO.	QTY. (Per Row)	DESCRIPTION
1	G10574	4	Carriage Bolt, 1/2"-13 x 1 1/4"
	G10111	4	Lock Nut, 1/2"-13
2	GA5625	1	Arm (Style A)
3	G10036	1	Hex Head Cap Screw, 5/8"-11 x 4"
	G10107	1	Lock Nut, 5/8"-11
4	G10574	4	Carriage Bolt, 1/2"-13 x 1 1/4"
	G10111	4	Lock Nut, 1/2"-13
5	GD11677	2	Adapter
6	GA8641	1	Hub W/Bearing and Retaining Ring
	GA8603	-	Bearing, Double Row (Included W/GA8641)
	GD19292	-	Retaining Ring, 27/16" (Included W/GA8641)
7	GD7803	-	Disc Blade, Fluted, 1", 8 Flutes (Shown)
	GD7804	-	Disc Blade, Bubbled, 1"
	GD9254	-	Disc Blade, Fluted, 3/4", 13 Flutes
8	GA24239	1	Arm (Style B)

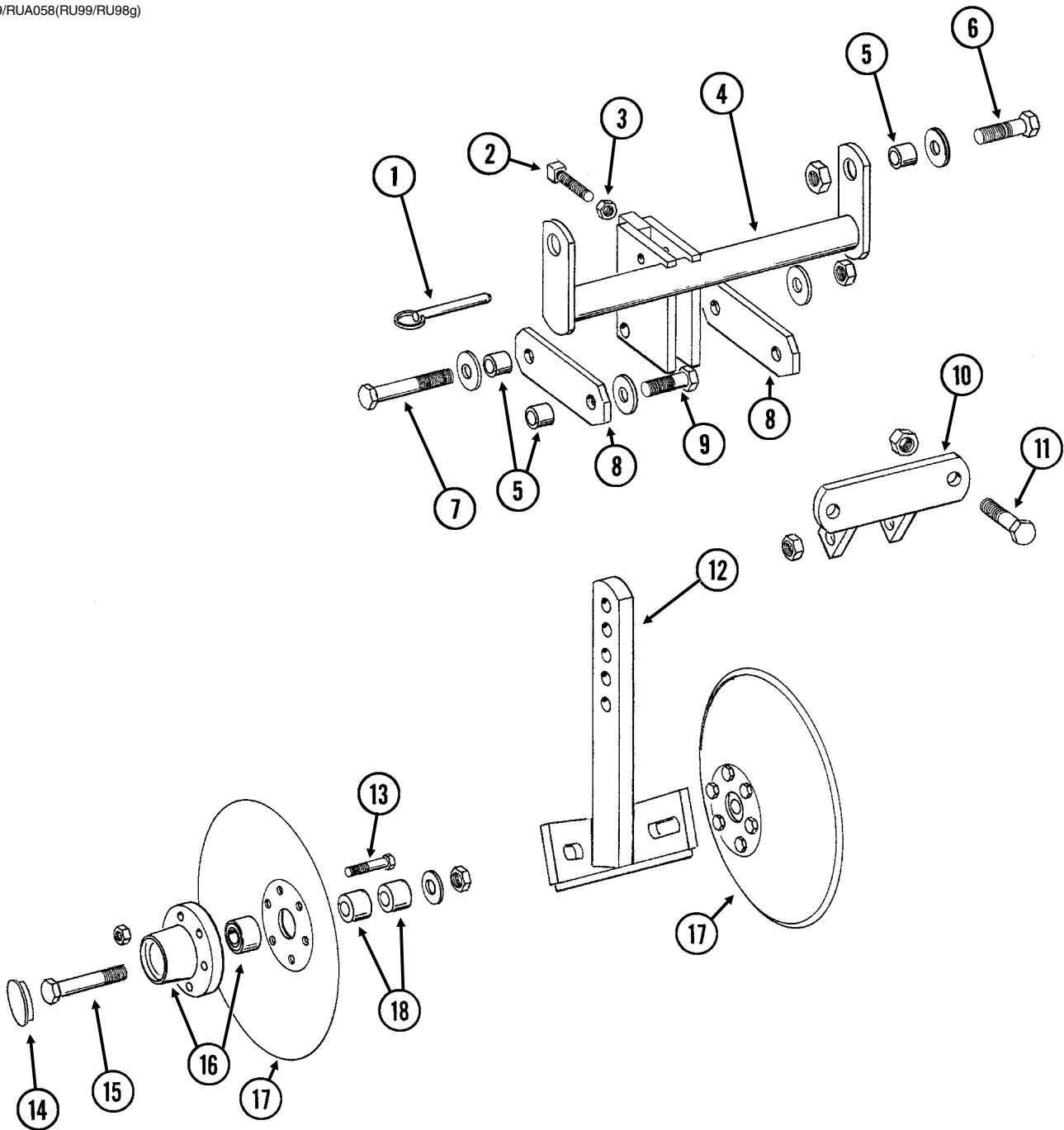
This page left blank intentionally.

RUA059/RUA060(RU99/RU100)



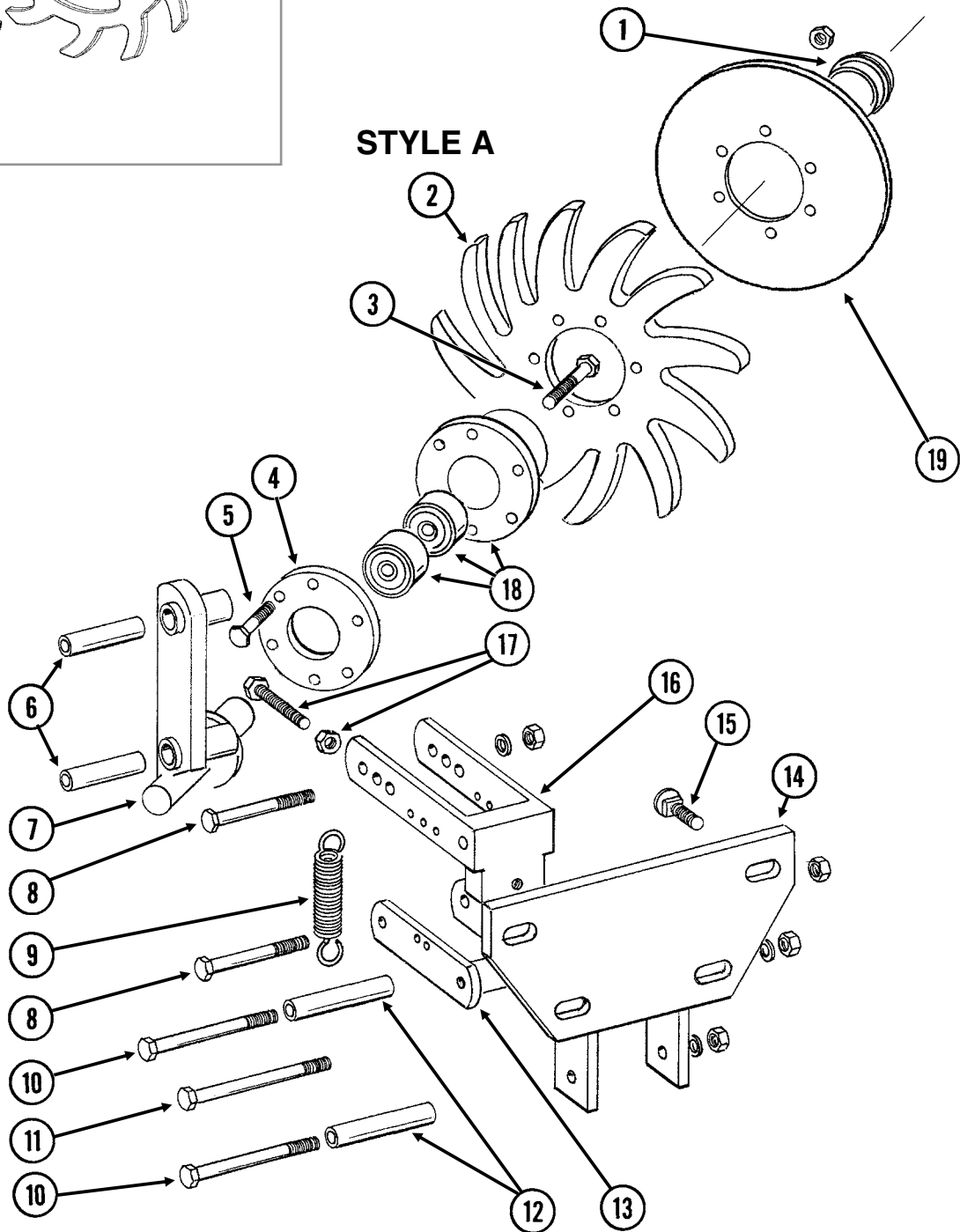
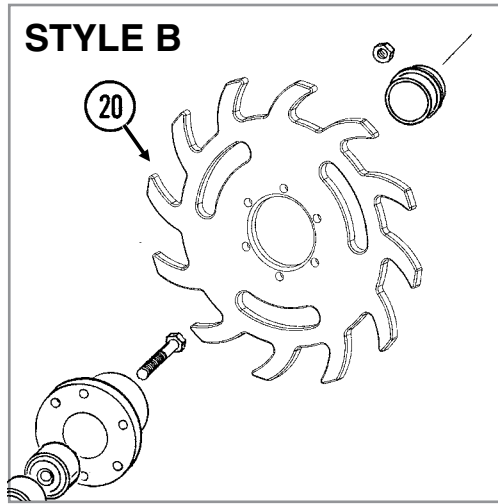
ITEM	PART NO.	QTY. (Per Row)	DESCRIPTION
1	G10536	1	Detent Pin, 1/2" x 2 1/2" Grip
2	G10597	1	Square Head Set Screw, 5/8"-11 x 2 1/4"
3	G10503	1	Hex Jam Nut, 5/8"-11, Grade 2
4	GA5719	1	Mounting Bracket
5	GD7889	6	Bushing, 1" O.D. x 9/16" I.D. x 7/16" Long
6	G10039	2	Hex Head Cap Screw, 1/2"-13 x 1 3/4"
	G11389	2	Flat Washer, 1/2" SAE
	G10111	2	Lock Nut, 1/2"-13
7	G10585	1	Hex Head Cap Screw, 1/2"-13 x 3 1/4"
	G11389	2	Flat Washer, 1/2" SAE
	G10111	1	Lock Nut, 1/2"-13
8	GD7890	2	Link
9	G10017	2	Hex Head Cap Screw, 1/2"-13 x 1 1/2"
	G11389	2	Flat Washer, 1/2" SAE
	G10111	2	Lock Nut, 1/2"-13
10	GA5715	1	Anchor
11	G10017	2	Hex Head Cap Screw, 1/2"-13 x 1 1/2"
	G10111	2	Lock Nut, 1/2"-13
12	GA5892	1	Leveler
13	G10303	6	Carriage Bolt, 5/16"-18 x 1"
	G11386	4	Flat Washer, 5/16" SAE
	G10109	6	Lock Nut, 5/16"-18, Grade 8
14	GD8266	2	Blade

RUA059/RUA058(RU99/RU98g)



ITEM	PART NO.	QTY. (Per Row)	DESCRIPTION
1	G10536	1	Detent Pin, 1/2" x 2 1/2" Grip
2	G10597	1	Square Head Set Screw, 5/8"-11 x 2 1/4"
3	G10503	1	Hex Jam Nut, 5/8"-11, Grade 2
4	GA5719	1	Mounting Bracket
5	GD7889	6	Bushing, 1" O.D. x 9/16" I.D. x 7/16" Long
6	G10039	2	Hex Head Cap Screw, 1/2"-13 x 1 3/4"
	G11389	2	Flat Washer, 1/2" SAE
	G10111	2	Lock Nut, 1/2"-13
7	G10585	1	Hex Head Cap Screw, 1/2"-13 x 3 1/4"
	G11389	2	Flat Washer, 1/2" SAE
	G10111	1	Lock Nut, 1/2"-13
8	GD7890	2	Link
9	G10017	2	Hex Head Cap Screw, 1/2"-13 x 1 1/2"
	G11389	2	Flat Washer, 1/2" SAE
	G10111	2	Lock Nut, 1/2"-13
10	GA5715	1	Anchor
11	G10017	2	Hex Head Cap Screw, 1/2"-13 x 1 1/2"
	G10111	2	Lock Nut, 1/2"-13
12	GA5718	1	Support Arm
13	G10572	6	Truss Head Slotted Machine Screw, 5/16"-18 x 7/8"
	G10106	6	Hex Nut, 5/16"-18
14	GD1132	2	Dust Cap
15	G10318	2	Hex Head Cap Screw, 5/8"-11 x 4 1/2"
	G11391	2	Flat Washer, 5/8" SAE
16	GA5654	2	Hub W/Bearings
	GA2014	-	Bearing (Included W/GA5654)
17	GD7823	-	Disc Blade, Solid, 12" (Shown)
	GD8307	-	Disc Blade, Notched, 12"
18	GD7817-01	2	Spacer, 1 1/16" I.D. x 3/4" Long
	GD7817-04	2	Spacer, 1 1/16" I.D. x 1/2" Long

(RU103dd/RU103d)

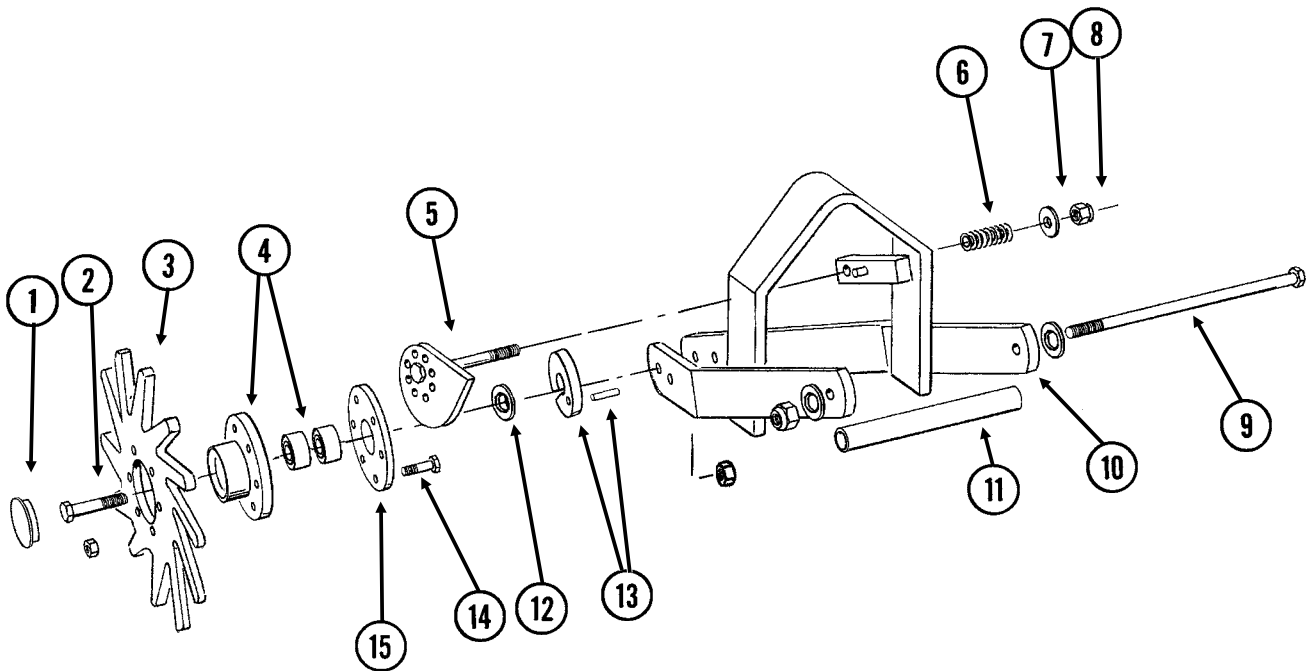


ITEM	PART NO.	QTY. (Per Row)	DESCRIPTION
1	GD1132	1	Dust Cap
2	GD10552	1	Wheel, 12 Tine, 3/8" x 12"
3	G10006	1	Hex Head Cap Screw, 5/8"-11 x 2 1/4"
4	GD9724	1	Backing Plate
5	G10133	6	Hex Head Cap Screw, 5/16"-18 x 1 1/2"
	G10109	6	Lock Nut, 5/16"-18, Grade 8
6	GD9720	2	Spacer, 1/2" x 2 3/16" Long
7	GA6838	1	Wheel Mount
8	G10033	2	Hex Head Cap Screw, 1/2"-13 x 3 1/2"
	G10228	2	Lock Washer, 1/2"
	G10102	2	Hex Nut, 1/2"-13
9	GD5857	2	Spring
10	G10045	2	Hex Head Cap Screw, 1/2"-13 x 4 1/2"
	G10228	2	Lock Washer, 1/2"
	G10102	2	Hex Nut, 1/2"-13
11	G10348	1	Hex Head Cap Screw, 1/2"-13 x 5" (Lockup Bolt)
	G10111	1	Lock Nut, 1/2"-13
12	GD9715	2	Spacer, 1/2" x 3" Long
13	GA6834	1	Lower Link
14	GA6832	1	Mount
15	G10574	4	Carriage Bolt, 1/2"-13 x 1 1/4"
	G10111	4	Lock Nut, 1/2"-13
16	GA6833	1	Upper Link
17	G10371	1	Hex Head Cap Screw, 1/2"-13 x 3", Full Thread
	G10501	1	Hex Jam Nut, 1/2"-13, Grade 2
18	GA5654	1	Hub W/Bearings
	GA2014	-	Bearing
19	GD12534	-	Cover
20	GB0387	1	Wheel, 12 Tine, 3/8" x 12"
A	GA7446	-	Wheel Assembly, 12 Tine, R.H. (Items 2, 4, 5 and 18)
B	GA12236	-	Wheel Assembly, 12 Tine, R.H. (Items 4, 5, 18 and 20)

This page left blank intentionally.

(RU104uuu/RU153)

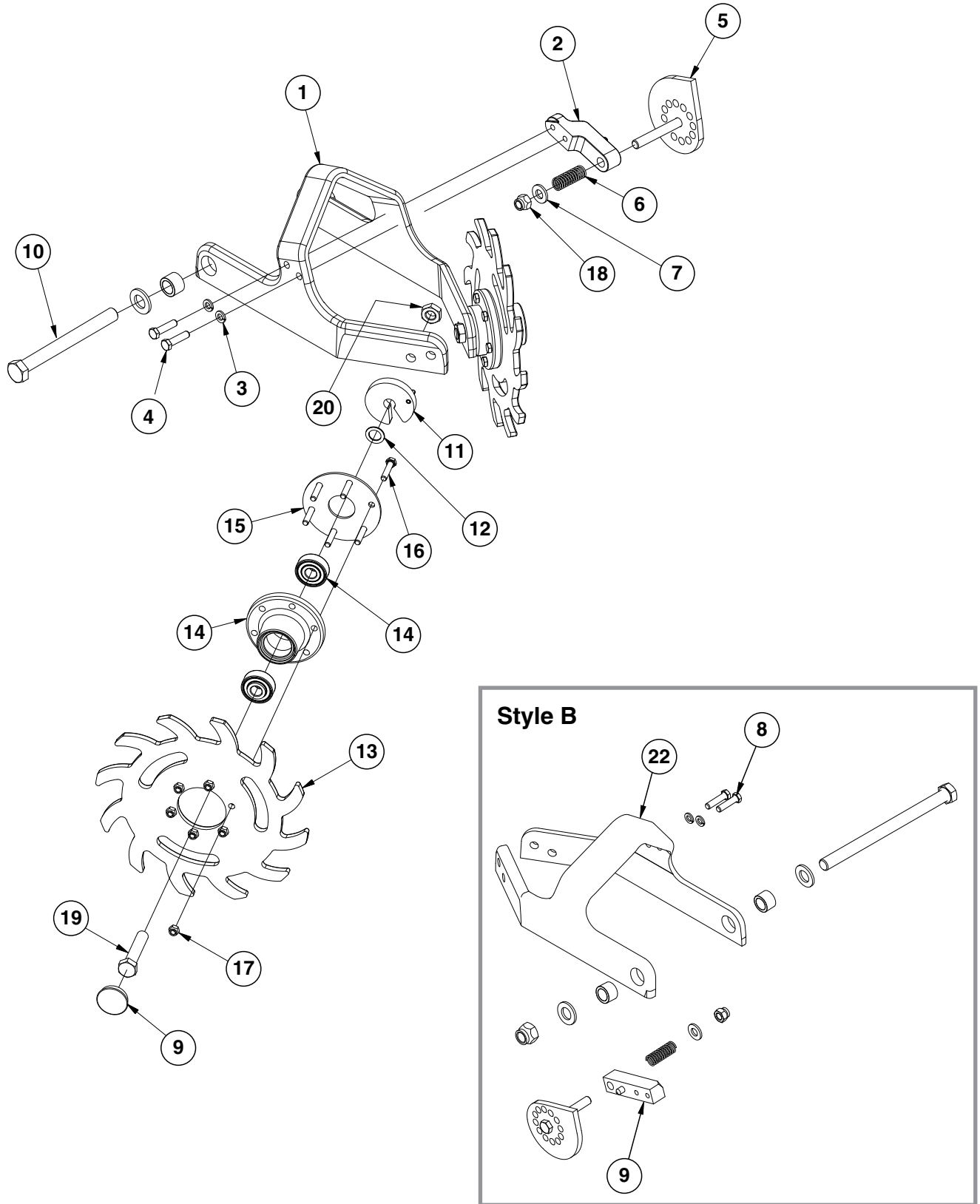
STYLE A - Used With Style A Row Unit Mounted No Till Coulter



ITEM	PART NO.	QTY. (Per Row)	DESCRIPTION
1	GD1132	2	Dust Cap
2	G10010	2	Hex Head Cap Screw, 5/8"-11 x 3"
	G10503	2	Hex Jam Nut, 5/8"-11, Grade 2
3	GD10552	2	Wheel, 12 Tine, 3/8" x 12"
4	GA5654	2	Hub W/Bearings
	GA2014	-	Bearing (Included W/GA5654)
5	GA14251	1	Cam
6	GD10519	1	Spring
7	G11389	1	Flat Washer, 1/2" SAE
8	G10974	1	Lock Nut W/Nylon Insert, 1/2"-13
9	G11098	1	Hex Head Cap Screw, 1/2"-13 x 9 1/2", Grade 8
	G11389	2	Flat Washer, 1/2" SAE
	G10974	1	Lock Nut W/Nylon Insert, 1/2"-13
10	GA7271	1	Mount
11	GD10526	1	Sleeve, 7 1/2"
12	G10213	2	Machine Bushing, 5/8" (.030" Thick)
13	GA8760	2	Weed Guard W/Spring Pin
	G10765	-	Spring Pin, 1/4" x 1" (Included W/GA8760)
14	G10133	12	Hex Head Cap Screw, 5/16"-18 x 1 1/2"
	G10109	12	Lock Nut, 5/16"-18, Grade 8
15	GD9724	2	Backing Plate
A	GA7446	-	Wheel Assembly, 12 Tine, R.H. (Items 3, 4, 14 and 15) (Shown)
	GA7445	-	Wheel Assembly, 12 Tine, L.H. (Items 3, 4, 14 and 15)

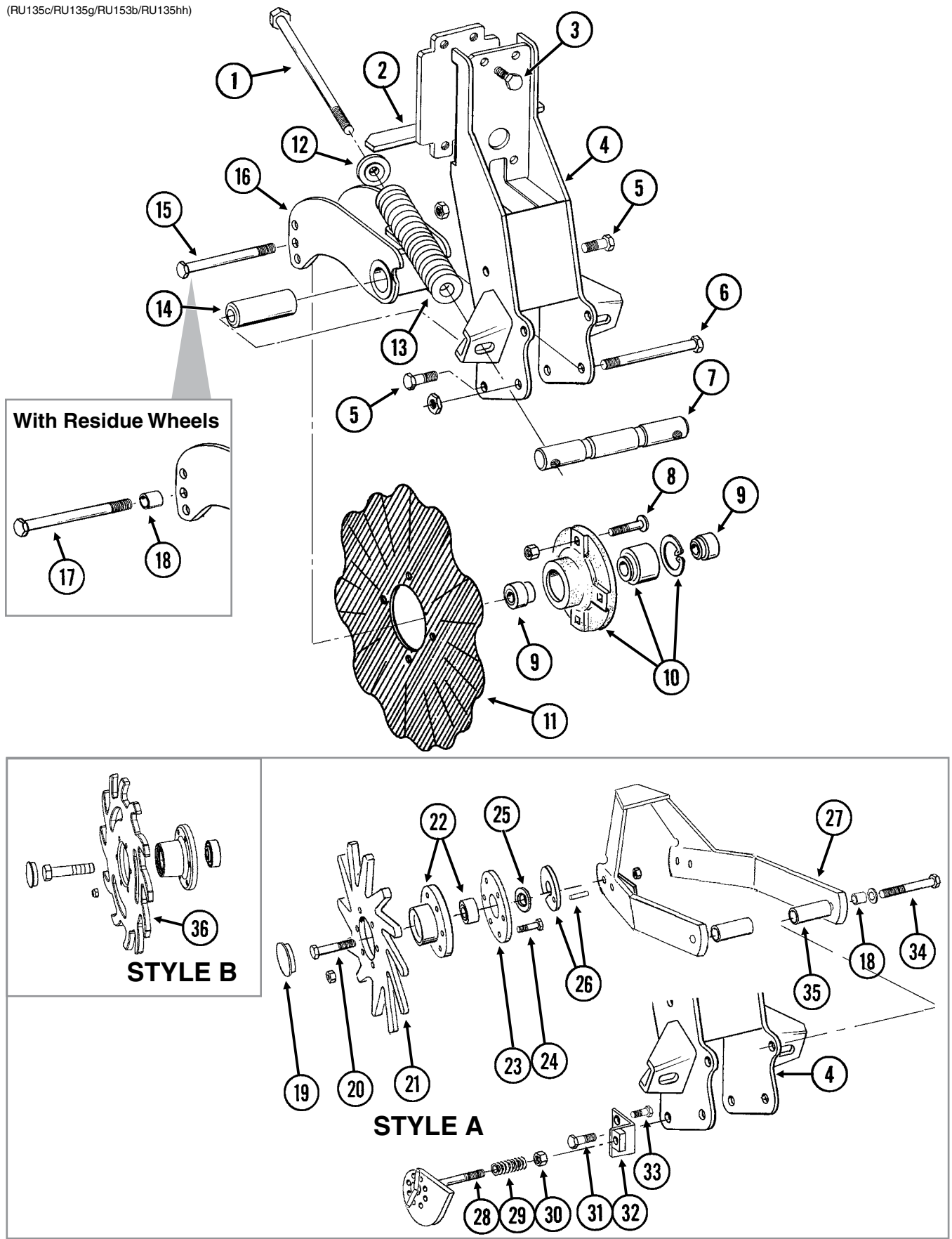
(IP1468)

STYLE B and C - Used With Style A Row Unit Mounted No Till Coulter



ITEM	PART NO.	QTY. (Per Row)	DESCRIPTION
1	GB0464	1	Residue Wheel Mount
2	GD26973	1	Cam Locking Pin
3	G10229	2	Lock Washer, 3/8"
4	G10004	2	Hex Head Cap Screw, 3/8"-16 x 1 1/4"
5	GA14251	1	Cam
6	GD10519	1	Spring
7	G11389	1	Flat Washer, 1/2" Plated SAE
8	G10003	2	Hex Head Cap Screw, 3/8"-16 x 1 1/2"
	G10229	2	Lock Washer, 3/8"
9	GA14250	1	Locking Pin
10	G11236	1	Hex Head Cap Screw, 3/4"-10 x 10 1/2"
	G11392	2	Flat Washer, 3/4" SAE
	GB0383	2	Bushing, 1 1/8" O.D. x 29/32" I.D. x 3/4" Long
	G11228	1	Lock Nut, 3/4"-10
11	GA8760	2	Weed Guard W/Spring Pin
	G10765	-	Spring Pin, 1/4" x 1"
12	GD30725	4	Machine Bushing, 5/8" (.030" Thick)
13	GB0387	2	Wheel, 12 Tine, 3/8" x 12"
14	GA5654	2	Hub W/Bearings
	GA2014	-	Bearing (Included W/GA5654)
15	GD9724	2	Backing Plate
16	G10133	12	Hex Head Cap Screw, 5/16"-18 x 1 1/2"
17	G10109	12	Lock Nut, 5/16"-18, Grade 8
18	G10974	1	Lock Nut W/Nylon Insert, 1/2"-13
19	G10010	2	Hex Head Cap Screw, 5/8"-11 x 3"
20	G10503	2	Hex Jam Nut, 5/8"-11, Grade 2
21	GD1132	2	Dust Cap
22	GB0464	1	Residue Wheel Mount
A	GA12235	-	L.H. Residue Wheel (Items 13-17)
B	GA12236	-	R.H. Residue Wheel (Items 13-17)
C	G1K531	-	Residue Wheel Mount Kit (Items 1 and 8-10)

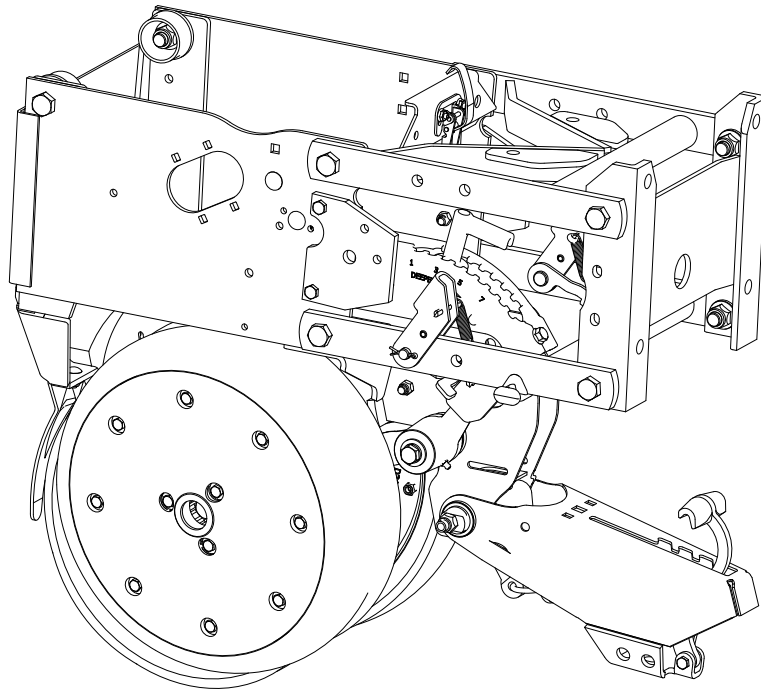
(RU135c/RU135g/RU153b/RU135hh)



ITEM	PART NO.	QTY. (Per Row)	DESCRIPTION
1	G11010	2	Hex Head Cap Screw, 3/4"-10 x 12"
2	GA9844	1	Plate W/Angle
3	G10039	4	Hex Head Cap Screw, 1/2"-13 x 1 3/4"
4	GA9131	1	Coultter Frame
5	G10007	4	Hex Head Cap Screw, 5/8"-11 x 1 1/2"
	G10107	4	Lock Nut, 5/8"-11
6	G10400	1	Hex Head Cap Screw, 3/4"-10 x 6 1/2"
	G10112	1	Lock Nut, 3/4"-10
7	GD12826	1	Spring Anchor Bar
8	G10574	4	Carriage Bolt, 1/2"-13 x 1 1/4"
	G10111	4	Lock Nut, 1/2"-13
9	GD12827	2	Adapter
10	GA8641	1	Hub W/Bearing and Retaining Ring
	GA8603	1	Bearing, Double Row (Included W/GA8641)
	GD19292	1	Retaining Ring, 2 7/16" (Included W/GA8641)
11	GD7803	1	Disc Blade, Fluted, 1", 8 Flutes (Shown)
	GD7804	-	Disc Blade, Bubbled, 1"
	GD9254	-	Disc Blade, Fluted, 3/4", 13 Flutes
12	GB0213	2	Spring Seat
13	GD12817	2	Compression Spring
14	GD12829	1	Sleeve
15	G10046	1	Hex Head Cap Screw, 5/8"-11 x 5"
	G10107	1	Lock Nut, 5/8"-11
16	GA9845	1	Coultter Arm W/Grease Fitting
	G10643	-	Grease Fitting, 45°, 1/4"-28 (Included W/GA9845)
17	G10011	1	Hex Head Cap Screw, 5/8"-11 x 5 1/2"
	G10107	1	Lock Nut, 5/8"-11
18	GB0218	3	Bushing, 2 1/32" I.D. x 7/8" O.D. x 1 9/32" Long
19	GD1132	2	Dust Cap
20	G10010	2	Hex Head Cap Screw, 5/8"-11 x 3"
	G10503	2	Hex Jam Nut, 5/8"-11, Grade 2
21	GD10552	2	Wheel, 12 Tine, 3/8" x 12"
22	GA5654	2	Hub W/Bearings
	GA2014	-	Bearing (Included W/GA2014)
23	GD9724	2	Backing Plate
24	G10133	12	Hex Head Cap Screw, 5/16"-18 x 1 1/2"
	G10109	12	Lock Nut, 5/16"-18, Grade 8
25	G10213	2	Machine Bushing, 5/8" (.030" Thick)
26	GA9862	2	Weed Guard W/Spring Pin
	G10765	-	Spring Pin, 1/4" x 1" (Included W/GA9862)
27	GA9865	1	Mount
28	GA9861	1	Cam
29	GD10519	1	Spring
30	G10974	1	Lock Nut W/Nylon Insert, 1/2"-13
31	G10005	1	Hex Head Cap Screw, 5/8"-11 x 1 3/4"
	G10107	4	Lock Nut, 5/8"-11
32	GA15312	1	Cam Support
33	G10014	1	Hex Head Cap Screw, 1/2"-13 x 1"
	G10102	1	Hex Nut, 1/2"-13
34	G10011	2	Hex Head Cap Screw, 5/8"-11 x 5 1/2"
	G11391	2	Flat Washer, 5/8" SAE
	G10730	2	Lock Nut W/Nylon Insert, 5/8"-11
35	GD14170	2	Sleeve, 3"
36	GB0387	2	Wheel, 12 Tine, 3/8" x 12"
A	GA7446	-	Wheel Assembly, 12 Tine, R.H. (Items 21-24) (Shown)
	GA7445	-	Wheel Assembly, 12 Tine, L.H. (Items 21-24)
B	GA12236	-	Wheel Assembly, 12 Tine, R.H. (Items 22, 23, 24 and 36) (Shown)
	GA12235	-	Wheel Assembly, 12 Tine, L.H. (Items 22, 23, 24 and 36)

NOTE: Push row units use the same seed tube, row unit depth adjustment components, quick adjustable down force springs, 15" opener disc blades, gauge wheels, closing wheels, meter drive and seed hopper as the pull row unit. See those pages for common parts.

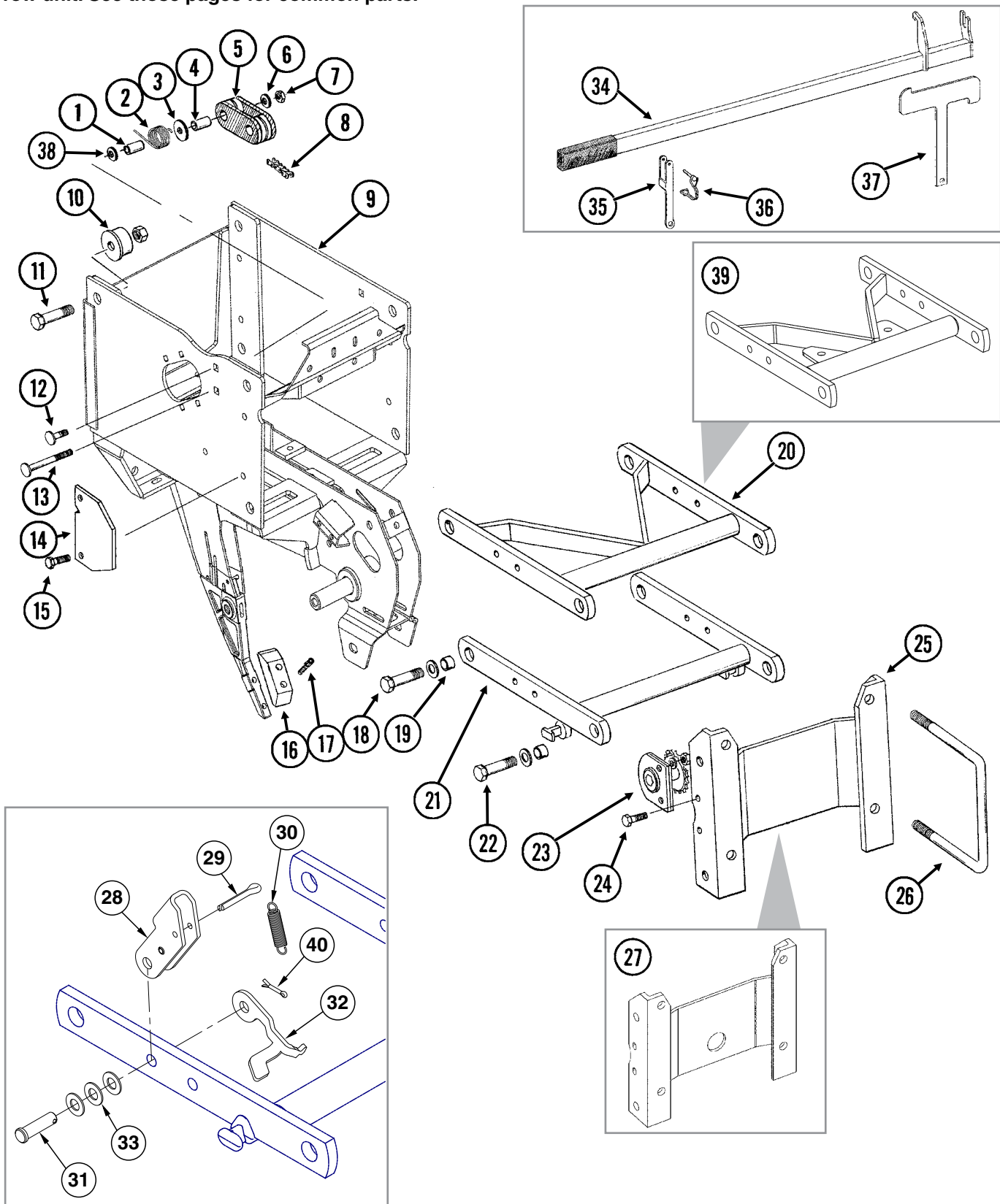
NOTE: Row unit assembly does not include the following: seed meter assembly, seed tube assembly, row unit hopper assembly, closing wheels, or seed meter clutch.



ITEM	PART NO.	QTY. (Per Row)	DESCRIPTION
1	G9934X	1	Pull Row Unit Assembly, Includes:
			QTY. PART NO. DESCRIPTION
		14	G10940 Machine Bushing, 1" (.048" Thick)
		2	G10204 Special Machine Bushing, 5/8" x 1" O.D.
		4	G10732 Hex Head Cap Screw, 5/8"-18 x 2"
		2	G10312 Carriage Bolt, 5/16"-18 x 3/4"
		2	G10228 Lock Washer, 1/2"
		2	G10216 Washer, 1/2" USS
		1	G10007 Hex Head Cap Screw, 5/8"-11 x 1 1/2"
		1	G10109 Lock Nut, 5/16"-18
		6	G10751 Hex Head Cap Screw, 5/8"-18 x 1 3/4"
		1	G10201 Special Washer, 3/8" x 1 1/2" O.D.
		2	G10620 Serrated Flange Nut, 5/16"-18
		6	G10108 Lock Nut, 3/8"-16
		2	G10309 Carriage Bolt, 1/4"-20 x 5/8", Grade 5
		2	G10621 Serrated Flange Nut, 1/4"-20
		3	G10622 Serrated Flange Nut, 3/8"-16
		2	G10111 Lock Nut, 1/2"-13
		1	G10133 Hex Head Cap Screw, 5/16"-18 x 1 1/2"
		2	G10014 Hex Head Cap Screw, 1/2"-13 x 1"
		1	G10307 Carriage Bolt, 3/8"-16 x 3 1/2"
		1	G10101 Hex Nut, 3/8"-16
		1	G10325 Hex Head Cap Screw, 3/8"-16 x 2 3/4"
		2	G10463 Cotter Pin, 1/4" x 1 1/2"
		2	G11419 Carriage Bolt, 1/2"-13 x 2 1/4"
		8	G11391 Flat Washer, 5/8" SAE

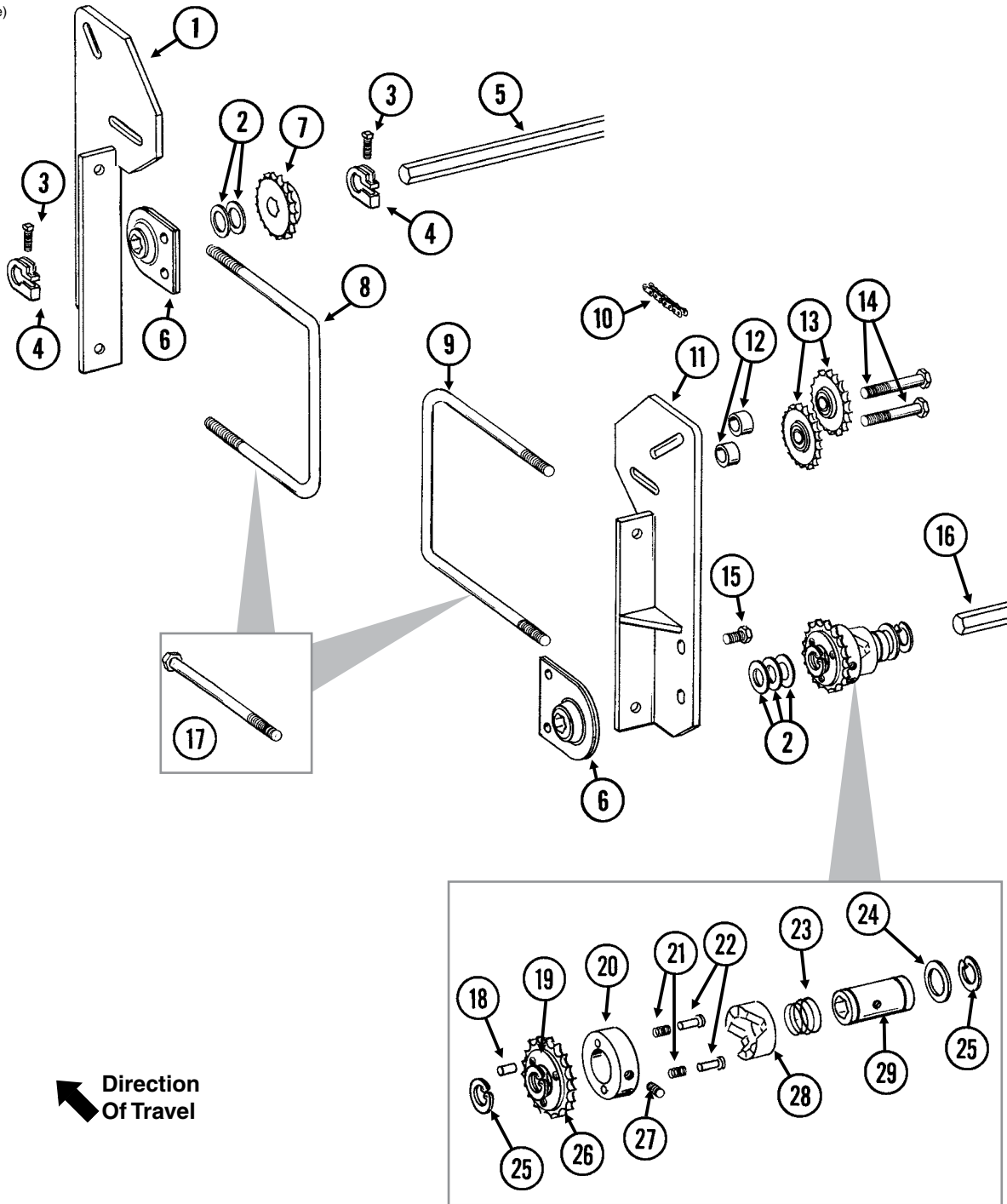
ITEM	PART NO.	QTY. (Per Row)	DESCRIPTION
1	G9934X	1	Pull Row Unit Assembly, Includes:
			QTY. PART NO. DESCRIPTION
		4	G10004 Hex Head Cap Screw, 3/8"-16 x 1 1/4"
		1	G10599 Carriage Bolt, 3/8"-16 x 1 1/4"
		3	G11387 Hardened Washer, 3/8" SAE
		1	G10001 Hex Head Cap Screw, 3/8"-16 x 1"
		1	G10933 Fender Washer, 1/2" x 2" O.D.
		10	G11514 Non-Serrated Flange Locknut, 5/8"-18
		2	G10284 Clevis Pin, 1/2" x 1 1/2"
		2	G11389 Flat Washer, 1/2" Plated SAE
		2	G10451 Cotter Pin, 1/8" x 1"
		2	G10002 Hex Head Cap Screw, 3/8"-16 x 3/4"
		1	GD28390 Shield
		1	GD11017 Special Hex Head Cap Screw, 5/8"-11 x 1 1/2", L.H. Threads
		1	GD8460 Spring
		9	GD30725 Machine Bushing, 5/8" (.030" Thick)
		3	GD11845 Dust Cap
		1	GD1026 Sleeve, 1 3/16" Long
		1	GD11218 Spring
		1	GD8893-01 Sleeve, 1 3/8" Long
		2	GD24545 Row Unit Stop
		1	GD25568 Spring Mount Tab, L.H.
		1	GD29459 Spring Mount Tab, R.H.
		2	GD25569 Spring
		1	GD2971-26 Sleeve, 3/8" I.D x 5/8" O.D. x 1.63" Long
		1	GD35444 Seed Tube Bracket
		1	--- Gauge Wheel Arm Assembly, R.H. See "Gauge Wheels" on page P7
		1	--- Gauge Wheel Arm Assembly, L.H. See "Gauge Wheels" on page P7
		1	GA2007 Hopper Hold Down Latch
		2	GA8324 Disc Blade/Bearing Assembly, Less Dust Cap
		1	GA2012L Disc Scraper, L.H.
		1	GA2012R Disc Scraper, R.H.
		1	GA11969 Upper Arm
		1	GA5787 Lower Arm
		1	GA11971 Mounting Plate
		2	--- Row Unit Shank Assembly See "Shank Assembly, Seed Tube, and Depth Adjustment" on page P3
		1	GA15197 Closing Wheel Arm
		2	GB0239 Eccentric Bushing
		2	GB0314 Hopper Mount
		1	GB0968 Idler, Push Unit Drive
		2	GB0282 Stepped Bushing
		1	GB0254 Lever
		1	GB0265 Pivot Link, Depth Adjustment
		1	GB0268 Wheel Arm Mount
		8	GB0218 Bushing, 2 1/32" I.D. x 7/8" O.D. x 1 9/32" Long
		1	G10207 Washer, 7/8" O.D. x 1 3/32" I.D. x .134"
		1	G10551 Clevis Pin, 1/4" x 2 1/2"
		1	G10669 Hair Pin Clip, No. 22
		2	G10912 Hex Socket Head Cap Screw, 5/16"-18 x 1", Grade 8
		2	G11015 Hex Washer Head Cap Screw, 3/8"-16 x 1 1/4"
		1	G11591 Nylon Lock Nut, 3/8"-24, Grade C
		1	G11592 Hex Head Cap Screw, 3/8"-24 x 2 3/4", Grade 8
		1	GD10993 Spring
		1	GD11259 Sleeve, 3/8" I.D. x 5/8" O.D. x 1 25/32" Long
		1	GD13361 Pin, 3/8" x 1 1/2"
		1	GD16245 Sun Shade (Rubber)
		1	GD3612 Cap Plug
		1	GA26297 Push Unit Shank
		1	GB0266 Handle, Depth Adjustment
		1	GB0267 Lever, Depth Adjustment
		1	GB0274 Cover, Depth Adjustment
		1	GB0285 Collar, Depth Adjustment
		1	GB0301 Seed Tube Guard/Inner Scraper

NOTE: Push row units use the same seed tube, row unit depth adjustment components, quick adjustable down force springs, 15" opener disc blades, gauge wheels, closing wheels, meter drive and seed hopper as the pull row unit. See those pages for common parts.

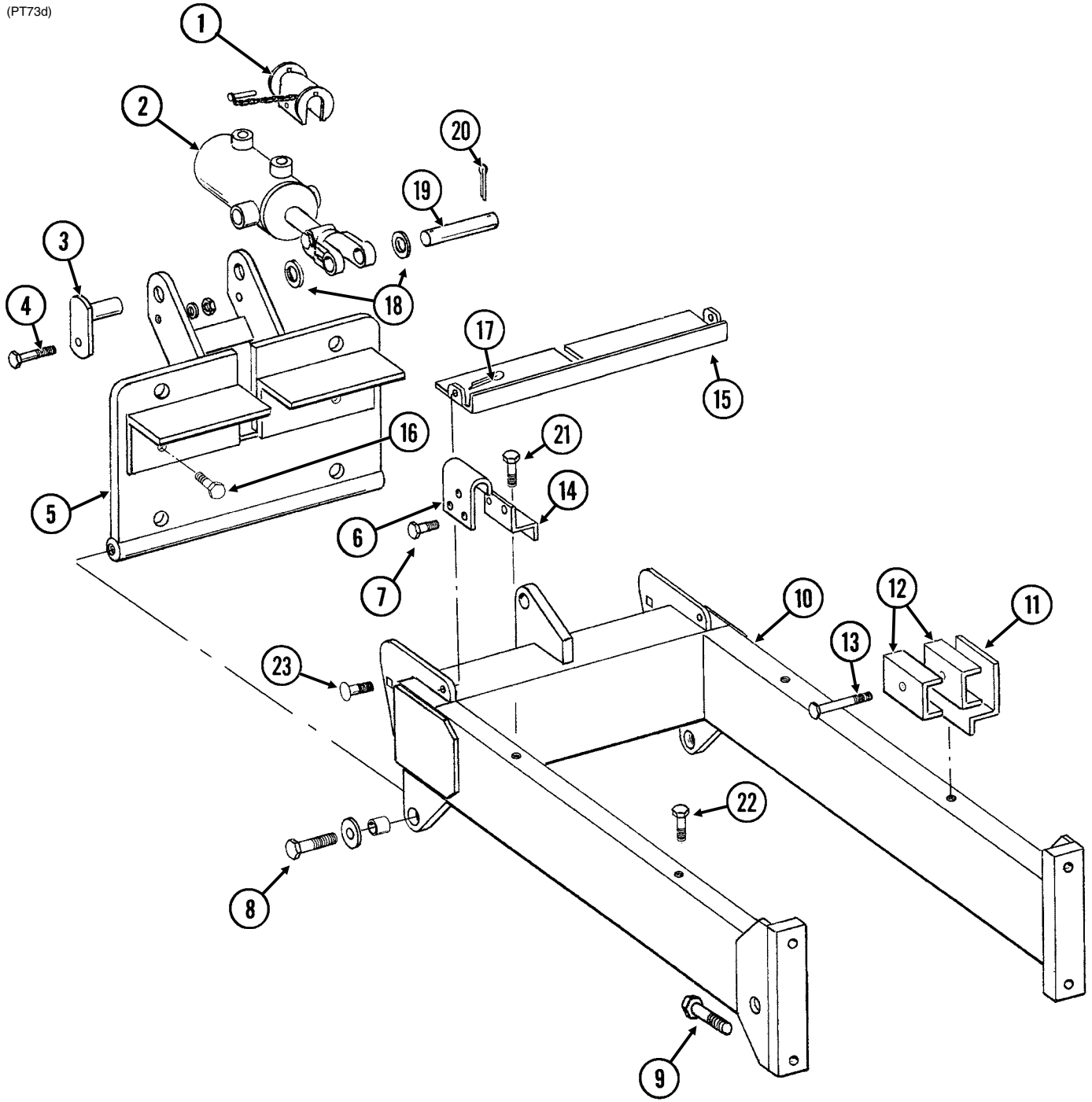


ITEM	PART NO.	QTY. (Per Row)	DESCRIPTION
1	GD1026	1	Sleeve, 1 $\frac{3}{16}$ " Long
2	GD11218	1	Spring
3	G10201	1	Special Washer, $\frac{3}{8}$ " x 1 $\frac{1}{2}$ " O.D.
4	GD8893-01	1	Sleeve, 1 $\frac{3}{8}$ " Long
5	GB0968	1	Idler
6	G11387	1	Flat Washer, $\frac{3}{8}$ " SAE
7	G10108	1	Lock Nut, $\frac{3}{8}$ "-16
8	G3303-96	1	Chain, No. 41, 96 Pitch Including Connector Link
	GR0196	1	Connector Link, No. 41
9	GA25181	-	Push Row Unit Shank
10	GB0314	2	Hopper Mount
11	G10751	2	Hex Head Cap Screw, $\frac{5}{8}$ "-18 x 1 $\frac{3}{4}$ "
	G11514	2	Lock Nut, $\frac{5}{8}$ "-18
12	G10599	1	Carriage Bolt, $\frac{3}{8}$ "-16 x 1 $\frac{1}{4}$ "
	G10101	1	Hex Nut, $\frac{3}{8}$ "-16
	G10108	1	Lock Nut, $\frac{3}{8}$ "-16
13	G10307	1	Carriage Bolt, $\frac{3}{8}$ "-16 x 3 $\frac{1}{2}$ "
14	GD10867	2	Stop
15	G10004	4	Hex Head Cap Screw, $\frac{3}{8}$ "-16 x 1 $\frac{1}{4}$ "
	G10108	4	Lock Nut, $\frac{3}{8}$ "-16
16	GB0301	1	Seed Tube Guard/Inner Scraper
17	G10912	2	Hex Socket Head Cap Screw, $\frac{5}{16}$ "-18 x 1", Grade 8
18	G10751	4	Hex Head Cap Screw, $\frac{5}{8}$ "-18 x 1 $\frac{3}{4}$ "
	G11391	4	Flat Washer, $\frac{5}{8}$ " SAE
	G11514	4	Lock Nut, $\frac{5}{8}$ "-18
19	GB0218	8	Bushing, $2\frac{1}{32}$ " I.D. x $\frac{7}{8}$ " O.D. x $1\frac{9}{32}$ " Long
20	GA8930	-	Upper Arm
21	GA5787	1	Lower Arm
22	G10732	4	Hex Head Cap Screw, $\frac{5}{8}$ "-18 x 2"
	G11391	4	Flat Washer, $\frac{5}{8}$ " SAE
	G11514	4	Lock Nut, $\frac{5}{8}$ "-18
23	GA1720	1	Bearing/Sprocket, $\frac{7}{8}$ " Hex Bore
24	G10004	2	Hex Head Cap Screw, $\frac{3}{8}$ "-16 x 1 $\frac{1}{4}$ "
	G11091	2	Serrated Flange Nut, $\frac{3}{8}$ "-16
25	GA5786	1	Mounting Plate
26	GD1114	2	U-Bolt, 7" x 7" x $\frac{5}{8}$ "-11
	GD1113	-	U-Bolt, 5" x 7" x $\frac{5}{8}$ "-11
	G10230	4	Lock Washer, $\frac{5}{8}$ "
	G10104	4	Hex Nut, $\frac{5}{8}$ "-11
27	GA11971	-	Mounting Plate
28	GD11264	1	Lockup
	G10718	1	Spring Pin, $\frac{5}{16}$ " x 1 $\frac{1}{8}$ "
29	G10463	1	Cotter Pin, $\frac{1}{4}$ " x 1 $\frac{1}{2}$ "
30	GD25569	1	Spring
31	G10284	1	Clevis Pin, $\frac{1}{2}$ " x 1 $\frac{1}{2}$ "
32	GD25568	1	Spring Mount Tab, L.H.
	GD29459	1	Spring Mount Tab, R.H.
33	G10216	3	Washer, $\frac{1}{2}$ " USS
34	G10451	1	Cotter Pin, $\frac{1}{8}$ " x 1"
35	GD35471	1	Bracket (Lift Lever)
36	GD9695	1	Wire Lock Pin, $\frac{1}{4}$ " x 1 $\frac{3}{4}$ "
37	GD35472	1	Mount
38	G11387	1	Flat Washer, $\frac{3}{8}$ " SAE
39	GA11969	-	Upper Arm
A	G1K534	-	Push Unit Lock-Up Kit, Items 28-34 (includes GD11648 - Push Unit Stop)
B	G1K535	-	Push Unit Spring Lock-Up Kit, Items 28-34

PTD093(PT75e)

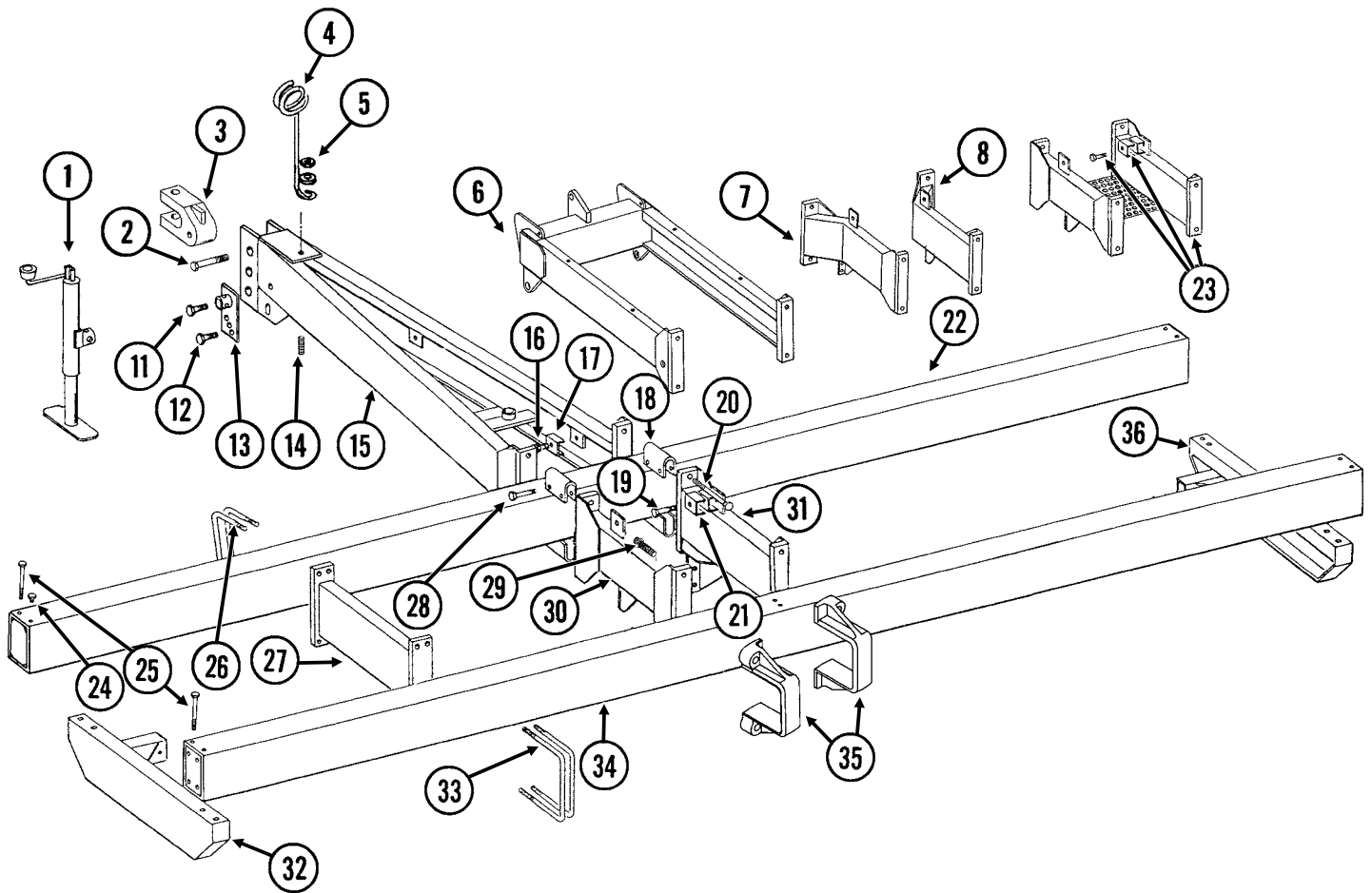


ITEM	PART NO.	QTY.	DESCRIPTION
1	GA8717	1	Front Mount
2	G10233	5	Machine Bushing, 1", 10 Gauge
3	G10130	2	Square Head Machine Bolt, 5/16"-18 x 1 3/4"
	G10923	2	Flange Nut, 5/16"-18, No Serration
4	GD11045	2	Lock Clamp
5	GD0914-84	1	Hex Shaft, 7/8" x 84" (No Holes), 4 Row 30"
	GD0914-105	-	Hex Shaft, 7/8" x 105" (No Holes), 4 Row 36"/38"
	GD0914-144	-	Hex Shaft, 7/8" x 144" (No Holes), 6 Row 30"
	GD0914-180	-	Hex Shaft, 7/8" x 180" (No Holes), 6 Row 36"/38"
	GD0914-205	-	Hex Shaft, 7/8" x 205" (No Holes), 8 Row 30"
6	GA2180	2	Hanger Bearing, 7/8" Hex Bore
7	GA5107	1	Sprocket, 19 Tooth
8	GD11721	1	U-Bolt, 5" x 7" x 1/2"-13 (Double Frame Planters)
	G10228	2	Lock Washer, 1/2"
	G10102	2	Hex Nut, 1/2"-13
9	GD7145	1	U-Bolt, 7" x 7" x 1/2"-13 (Double Frame Planters)
	G10228	2	Lock Washer, 1/2"
	G10102	2	Hex Nut, 1/2"-13
10	G3310-138	1	Chain, No. 40, 138 Pitch Including Connector Link (Single Frame Planters)
	G3310-252	-	Chain, No. 40, 252 Pitch Including Connector Link (Double Frame Planters)
	GR0912	-	Connector Link, No. 40
11	GA8716	1	Rear Mount
12	GD9229	4	Spacer, 1/4" O.D. x 1/2" Long
13	GA7154	4	Sprocket W/Bearing, 18 Tooth
14	G10581	4	Hex Head Cap Screw, 1/2"-13 x 2 1/4"
	G10168	4	Machine Bushing, 1/2", 7 Gauge
	G10228	4	Lock Washer, 1/2"
	G10102	4	Hex Nut, 1/2"-13
15	G10001	-	Hex Head Cap Screw, 3/8"-16 x 1"
	G10229	-	Lock Washer, 3/8"
	G10101	-	Hex Nut, 3/8"-16
16	---	-	See "Driveline. 4 Row 30"/36"/38"" on page P63 See "Driveline. 6 Row 30"/36"/38" and 8 Row 30"" on page P64
17	G10909	2	Hex Head Cap Screw, 1/2"-13 x 9" (Single Frame Planters)
	G10228	2	Lock Washer, 1/2"
	G10102	2	Hex Nut, 1/2"-13
18	G10968	1	Spring Pin, 5/32" x 7/16"
19	GR1406	1	Bushing
20	GR1405	1	Lock Collar
21	GR1413	2	Spring
22	GR1410	2	Pin
23	GR1408	1	Compression Spring
24	GR1411	1	Shim
25	G10496	2	External Inverted Snap Ring, 1 1/2"
26	GR1412	1	Sprocket, 19 Tooth
27	G10535	1	Hex Socket Set Screw, 3/8"-16 x 3/4"
28	GR1409	1	Knurled Collar
29	GR1407	1	Drive Shaft
A	GA8092	-	Clutch Sprocket Assembly, 19 Tooth (Items 18-29)
B	G1K269	-	Lock Clamp Kit (Items 3 and 4)
C	G1K331	-	Clutch Sprocket Kit (Items 18, 19 and 26)



ITEM	PART NO.	QTY.	DESCRIPTION
1	GA9872	1	Lockup W/Pin
2	---	-	See "Interplant Lift Cylinder" on page P81
3	GA6761	2	Pin
4	G10581	2	Hex Head Cap Screw, 1/2"-13 x 2 1/4"
	G11389	2	Flat Washer, 1/2" SAE
	G10111	2	Lock Nut, 1/2"-13
5	GA8487	1	Hinge
6	GD7944	1	Mount
7	G10001	2	Hex Head Cap Screw, 3/8"-16 x 1"
	G10229	2	Lock Washer, 3/8"
	G10101	2	Hex Nut, 3/8"-16
8	G10645	2	Hex Head Cap Screw, 1"-8 x 3", Grade 8
	G11394	2	Flat Washer, 1" SAE
	GD11535	2	Bushing, 1 1/2" O.D.
9	---	-	See "Hitch and Frame Assembly/Safety Chain" on page P53
10	GA8488	1	Hitch Extension W/Grease Fittings, 4 Row 30", 6 Row 30" and 8 Row 30"
	GA8656	-	Hitch Extension W/Grease Fittings, 4 Row 36"/38" and 6 Row 36"/38"
	G10640	-	Grease Fitting, 1/4"-28 (Included W/GA8488 or GA8656)
11	GD11657	2	Mount
12	GD6027	4	Hose Clamp, 3/4" x 2 1/2" x 2 1/2"
13	G10325	2	Hex Head Cap Screw, 3/8"-16 x 2 3/4"
	G10108	2	Lock Nut, 3/8"-16
14	GD11662	1	Mounting Bracket
15	GA8676	1	Shield
16	G10428	2	Hex Head Cap Screw, 5/8"-11 x 3/4"
17	G10451	2	Cotter Pin, 1/8" x 1"
18	G11396	2	Flat Washer, 1 1/4" SAE
19	GD11559	1	Pin, 1 1/4" x 4 7/8"
20	G10460	2	Cotter Pin, 1/4" x 2"
21	G10001	3	Hex Head Cap Screw, 3/8"-16 x 1"
	G10229	3	Lock Washer, 3/8"
	G11387	3	Flat Washer, 3/8" SAE
22	G10001	1	Hex Head Cap Screw, 3/8"-16 x 1"
23	G10574	2	Carriage Bolt, 1/2"-13 x 1 1/4"
	G11389	2	Flat Washer, 1/2" SAE
	G10111	2	Lock Nut, 1/2"-13

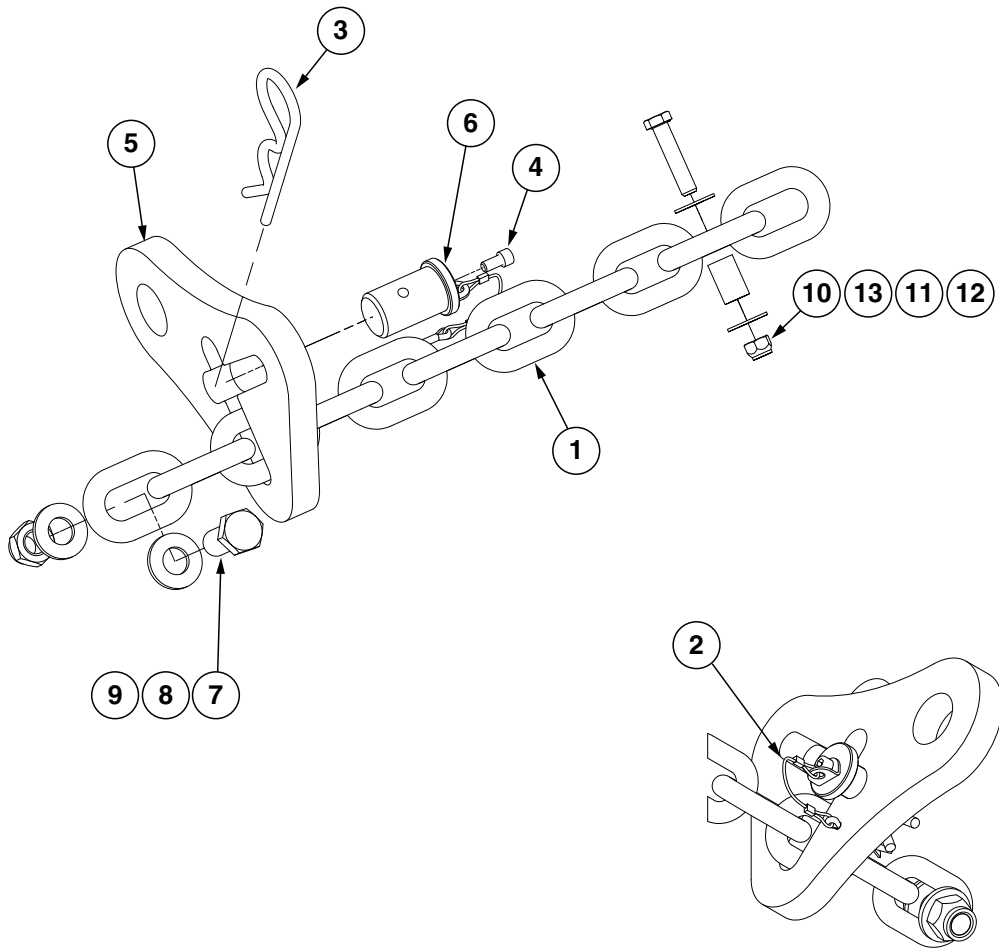
(A13595/PT1j)



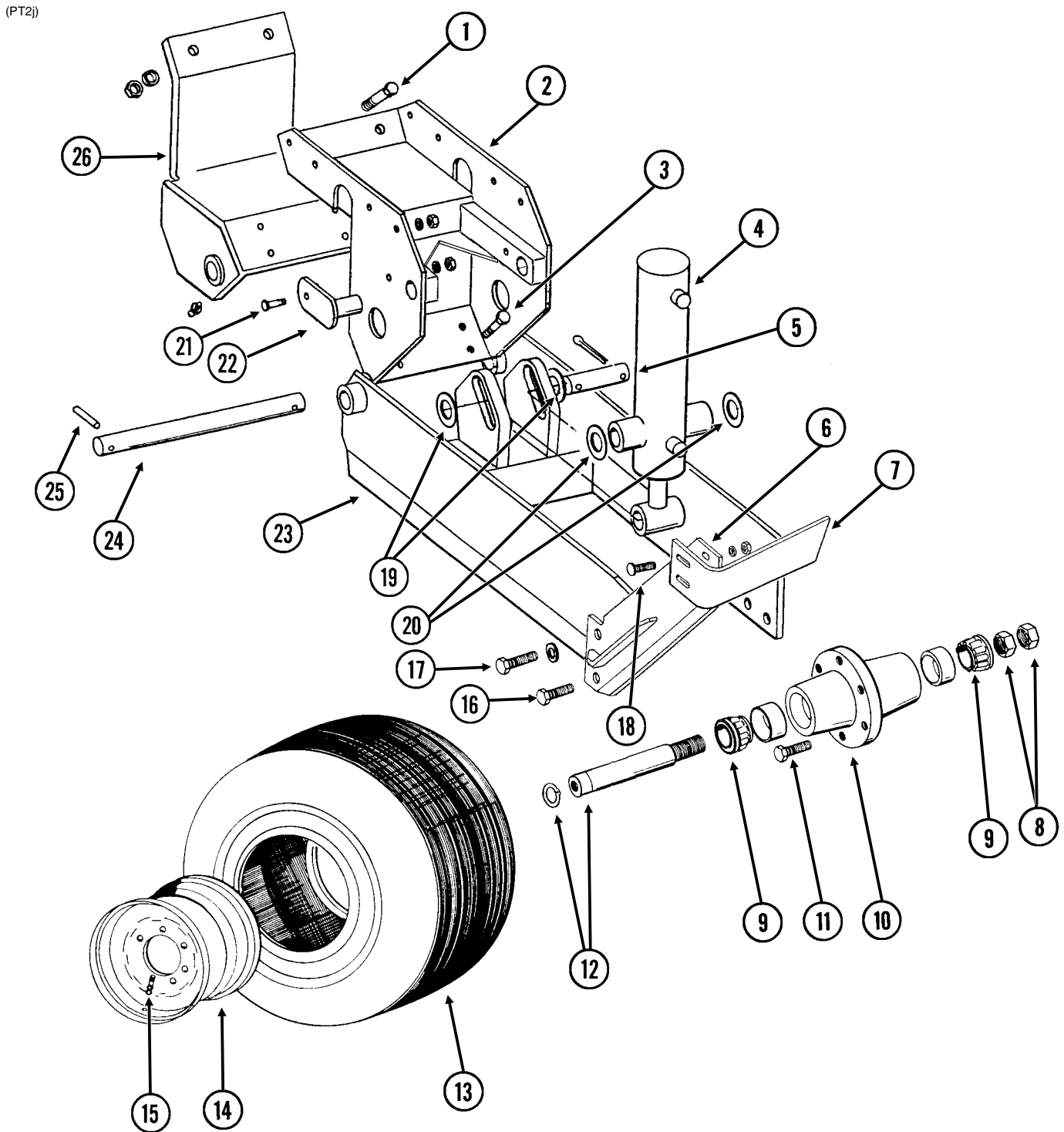
ITEM	PART NO.	QTY.	DESCRIPTION
1	G4100-02	1	Jack Assembly
	GR0255	-	Repair Kit (Chain and Pin)
2	G10169	1	Hex Head Cap Screw, 1 1/4"-7 x 6"
	G10157	1	Lock Nut, 1 1/4"-7
3	GB0156	1	Clevis
4	GD7140	1	Hose Holder
5	G10348	1	Hex Head Cap Screw, 1/2"-13 x 5"
	G11389	1	Flat Washer, 1/2" SAE
	G10228	1	Lock Washer, 1/2"
	G10102	1	Hex Nut, 1/2"-13
6	---	-	See "Interplant Self-Leveling Hitch Extension" on page P51
7	GA9429	-	Center Extension, L.H., Offset, 24"
8	GA9428	-	Center Extension, R.H., Offset, 24"
9	---	-	---
10	---	-	---
11	G10005	1	Hex Head Cap Screw, 5/8"-11 x 1 3/4"
	G10107	1	Lock Nut, 5/8"-11
12	G10017	1	Hex Head Cap Screw, 1/2"-13 x 1 1/2"
	G11389	1	Washer, 1/2" SAE
	G10111	1	Lock Nut, 1/2"-13

ITEM	PART NO.	QTY.	DESCRIPTION
13	GA7909	1	Jack Adjustment Bracket
14	GD5888	1	Spring
15	GA8670	1	Hitch
16	G10048	2	Hex Head Cap Screw, 3/8"-16 x 2"
	G10108	2	Lock Nut, 3/8"-16
17	GD5875	2	Hose Clamp
18	GA5197	-	Spacer
19	G10048	-	Hex Head Cap Screw, 3/8"-16 x 2"
	G10108	-	Lock Nut, 3/8"-16
20	G10993	4	Hex Head Cap Screw, 1"-8 x 8 1/2", Grade 8
	G10647	4	Hex Nut, 1"-8, Grade 8
21	GD6027	-	Hose Clamp, 3/4" x 2 1/2" x 2 1/2"
22	A8011	1	Double Frame Toolbar, 7" x 5" x 120", 4 Row 30" (Non-Stock Item)
	A8012	-	Double Frame Toolbar, 7" x 5" x 144", 4 Row 36"/38" (Non-Stock Item)
	A8013	-	Double Frame Toolbar, 7" x 5" x 180", 6 Row 30" (Non-Stock Item)
	A8014	-	Double Frame Toolbar, 7" x 5" x 220", 6 Row 36"/38" (Non-Stock Item)
	A8015	-	Double Frame Toolbar, 7" x 5" x 240", 8 Row 30" (Non-Stock Item)
23	GA9007	-	Hitch Extension W/Hose Clamps and Hardware
	GD6027	-	Hose Clamp, 3/4" x 2 1/2" x 2 1/2" (Included W/GA9007)
	G10048	-	Hex Head Cap Screw, 3/8"-16 x 2" (Included W/GA9007)
	G10108	-	Lock Nut, 3/8"-16 (Included W/GA9007)
24	G10903	-	Cap Plug
25	G10895	8	Hex Head Cap Screw, 3/4"-10 x 8 1/2"
	G10112	8	Lock Nut, 3/4"-10
26	GD1113	-	U-Bolt, 5" x 7" x 5/8"-11
	G10230	-	Lock Washer, 5/8"
	G10104	-	Hex Nut, 5/8"-11
27	GA4265	-	Straight Extension
28	G10061	4	Hex Head Cap Screw, 3/8"-16 x 3 1/2"
	G11387	4	Flat Washer, 3/8" SAE
	G10108	4	Lock Nut, 3/8"-16
29	G11085	4	Flanged Cap Screw, 12 Point, 1"-14 x 3"
30	GA9427	-	Hitch/Center Extension, L.H., Straight, 24"
31	GA9426	-	Hitch/Center Extension, R.H., Straight, 24"
32	GA9439	-	End Extension, L.H.
33	GD1114	-	U-Bolt, 7" x 7" x 5/8"-11
	G10230	-	Lock Washer, 5/8"
	G10104	-	Hex Nut, 5/8"-11
34	A8016	1	Toolbar, 7" x 7" x 120", 4 Row 30" (Non-Stock Item)
	A8017	-	Toolbar, 7" x 7" x 144", 4 Row 36"/38" (Non-Stock Item)
	A8018	-	Toolbar, 7" x 7" x 180", 6 Row 30" (Non-Stock Item)
	A8019	-	Toolbar, 7" x 7" x 220", 6 Row 36"/38" (Non-Stock Item)
	A8020	-	Toolbar, 7" x 7" x 240", 8 Row 30" (Non-Stock Item)
35	GD29221	2	Hitch Clamp
36	GA9438	-	End Extension, R.H.

(PT2)



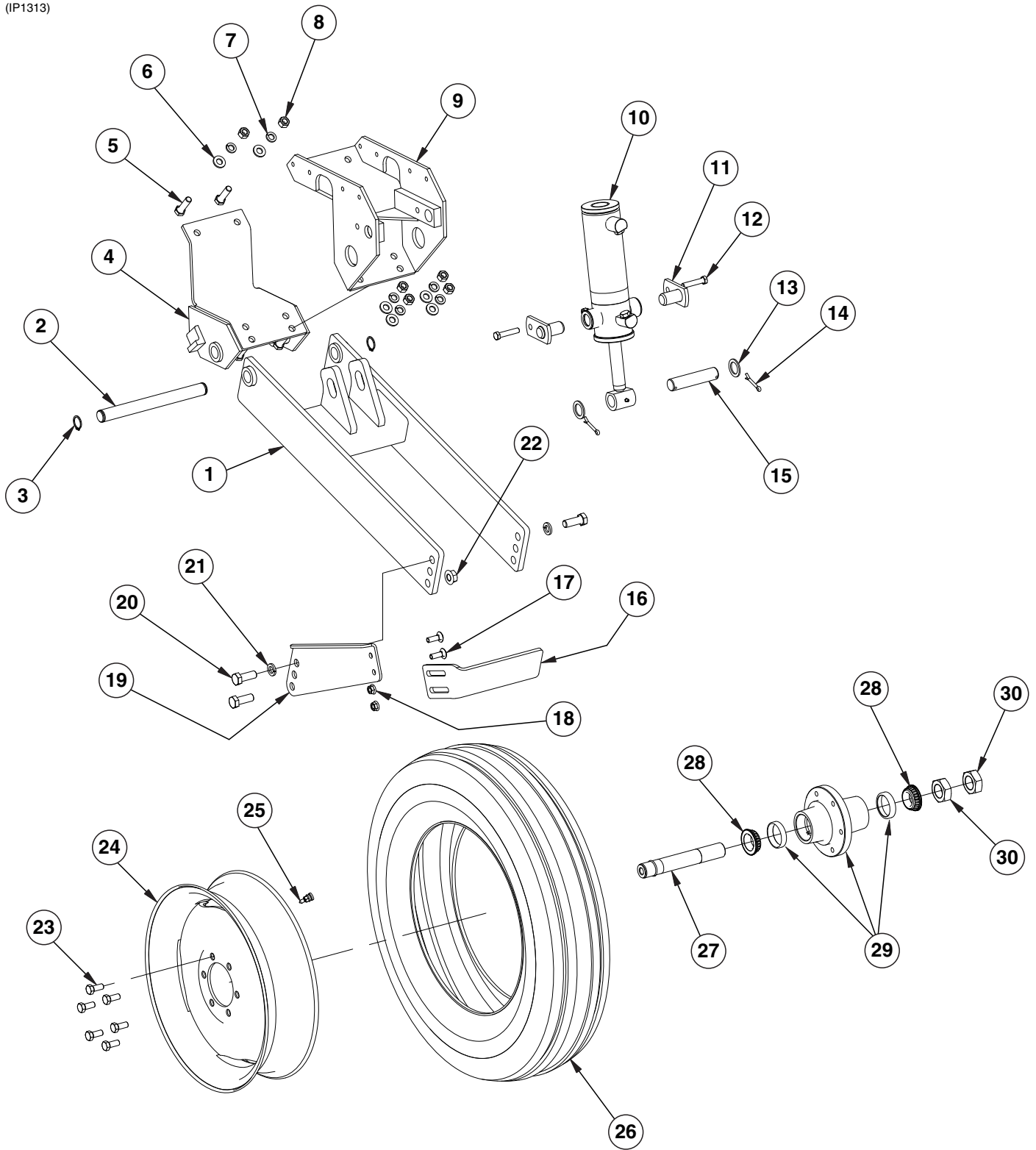
ITEM	PART NO.	QTY.	DESCRIPTION
1	G3324-01	1	Safety Chain, 13MM Grade 70, 97½"
2	GD35339	1	Looped Tether W/Tabs and Cotter Pin
3	G10671	1	Hairpin Cotter, ⅜" x 3¼"
4	G11874	1	Hex Socket Head Cap Screw, ¼"-20 x ½"
5	GD35127	1	Single Chain Latch
6	GD35340	1	Chain Latch Pin
7	G10007	1	Hex Head Cap Screw, ⅝"-11 x 1½"
8	G11391	2	Flat Washer, ⅝" SAE
9	G10107	1	Lock Nut, ⅝"-11
10	G10108	1	Lock Nut, ⅝"-16
11	GD8893-07	1	Sleeve, 1" Long
12	G10047	1	Hex Head Cap Screw, ⅜"-16 x 1¼"
13	G10210	2	Washer, ⅜" USS
A	G9948X	-	⅜" Transport Safety Chain Package (Items 1-13)



ITEM	PART NO.	QTY. (Per Assy.)	DESCRIPTION
1	G10009 G10230 G10104	2 2 2	Hex Head Cap Screw, 5/8"-11 x 2 1/2" Lock Washer, 5/8" Hex Nut, 5/8"-11
2	GA5122	1	Wheel Tower Clamp
3	G10008 G11391 G10230 G10104	4 4 4 4	Hex Head Cap Screw, 5/8"-11 x 2" Flat Washer, 5/8" SAE Lock Washer, 5/8" Hex Nut, 5/8"-11
4	---	-	See "Master Lift Cylinder" on page P76 See "Lift Assist Cylinder, 6 Row 30"/36"/38" and 8 Row 30" on page P78
5	GD5841 G10460	1 2	Pin, 1 1/4" x 5 5/8" Cotter Pin, 1/4" x 2"
6	GA7376	1	Scraper Mount
7	GD12543	1	Scraper
8	G11081	2	Hex Jam Nut, 1 1/2"-12, Grade 2
9	GA0895	2	Bearing
10	GA2148 GR0434	1 -	Hub W/Cups, 6 Bolt Cup (Included W/GA2148)
11	GR0270	6	Lug Bolt, 9/16"-18
12	GA2558 GD11490	1 -	Spindle W/Round External Retaining Ring, 9 1/2" Round External Retaining Ring (Included W/GA2558)
13	GD13401	-	Tire, 7.50" x 20", 8 Ply, Tubeless W/O Center Rib (Specify Brand*)
14	GA14413	1	Rim, 5.50" x 20"
15	GA7434	1	Valve Stem
16	G10026 G10231 G10105	2 2 2	Hex Head Cap Screw, 3/4"-10 x 1 1/2" Lock Washer, 3/4" Hex Nut, 3/4"-10
17	G10026 G10231 G10105	2 2 2	Hex Head Cap Screw, 3/4"-10 x 2" Lock Washer, 3/4" Hex Nut, 3/4"-10
18	G10636 G10071	4 4	Carriage Bolt, 1/2"-13 x 1 1/2" Serrated Flange Nut, 1/2"-13
19	G11396	2	Flat Washer, 1 1/4"
20	G10159	-	Washer, 1 7/8"
21	G10581 G10111	2 2	Hex Head Cap Screw, 1/2"-13 x 2 1/4" Lock Nut, 1/2"-13
22	GA5121	2	Pin, 2 1/8"
23	GA8839	1	Arm
24	GD11695	1	Pin, 1 1/4" x 13 1/4"
25	G10610	2	Spring Pin, 3/8" x 2"
26	GA9877 G10640	1 2	Clamp W/Grease Fittings Grease Fitting, 1/4"-28 (Included W/GA9877)
A	GA2147	-	Hub and Spindle Assembly (Items 8-10 and 12)
B	GA7409	-	Scraper Assembly (Items 6, 7, 16 and 18)
C	GA14412	-	Tire and Rim Assembly (Items 13-15)

* Specific brand requests will be supplied only as available from current KINZE® Repair Parts stock. If a specific brand requested is not in stock, the brand available will be supplied.

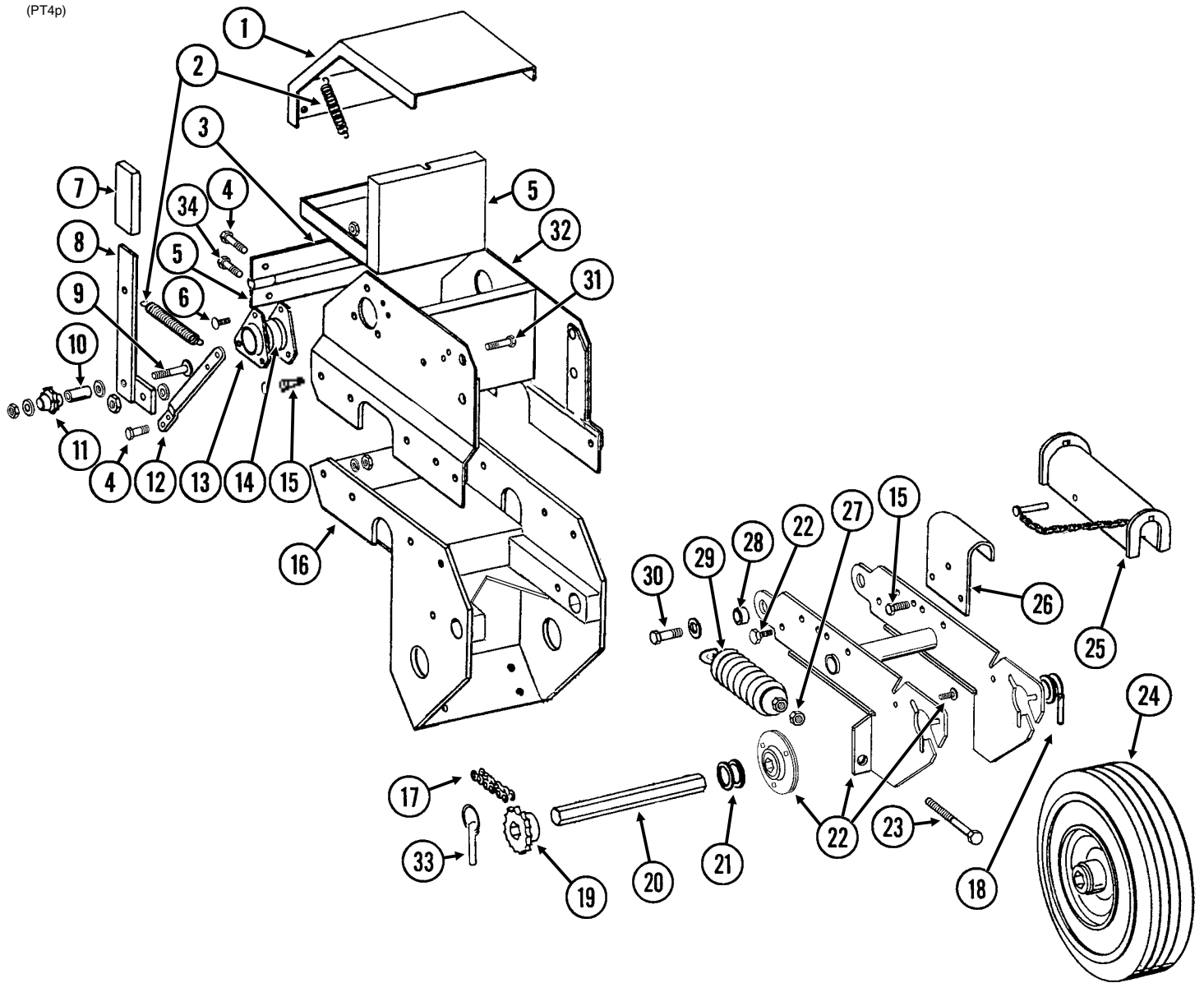
(IP1313)



ITEM	PART NO.	QTY. (Per Assy.)	DESCRIPTION
1	GA14349	1	Wheel Module
2	GD20461	1	Pin, 1¼" x 13"
3	G11400	2	Retaining Ring, 1¼"
4	GA14348	1	Lower Half Clamp
5	G10006	6	Hex Head Cap Screw, ⅝"-11 x 2¼"
6	G11391	6	Flat Washer, ⅝" SAE
7	G10230	6	Lock Washer, ⅝"
8	G10104	6	Hex Nut, ⅝"-11
9	GA5122	1	Wheel Tower Clamp
10	---	1	See "Master Lift Cylinder" on page P76 See "Contact Wheel and Arm Assembly" on page P61
11	GA5121	2	Pin, 2⅛"
12	G10053	2	Hex Head Cap Screw, ½"-13 x 2 ½"
	G10111	2	Lock Nut, ½"-13
13	G10159	4	Washer, 1⅞"
14	G10460	2	Cotter Pin, ¼" x 2"
15	GD5841	1	Pin, 1¼" x 5⅝"
16	GD34178	1	Slotted Scraper
17	G10636	2	Carriage Bolt, ½"-13 x 1½"
18	G10071	2	Serrated Flange Nut, ½"-13
19	GD20456	1	Short Scraper Arm
20	G10026	3	Hex Head Cap Screw, ¾"-10 x 2"
21	G10231	2	Lock Washer, ¾"
22	G11314	1	Serrated Flange Nut, ¾"-10
23	GR0270	6	Lug Bolt, ⅞"-18
24	GA14413	1	Rim, 5.50" x 20"
25	GA7434	1	Valve Stem
26	GD13401	1	Tire, 7.50" x 20", 8 Ply, Tubeless W/O Center Rib (Specify Brand*)
27	GA4376	1	Spindle Assembly
	GD11490	1	Round External Retaining Ring (Included W/GA4376)
	GD11458	1	Spindle (Included W/GA4376)
28	GA24825	2	Bearing
29	GA24826	1	Hub W/Cups, 6 Bolt
	GR0434	2	Cup (Included W/GA24826)
30	G11081	2	Hex Jam Nut, 1½"-12, Grade 2
A	GA24828	1	Hub and Spindle Assembly (Items 27-30)
C	GA14412	1	Tire and Rim Assembly (Items 24-26) (Specify Brand*)

* Specific brand requests will be supplied only as available from current Kinze Repair Parts stock. If a specific brand requested is not in stock, the brand available will be supplied.

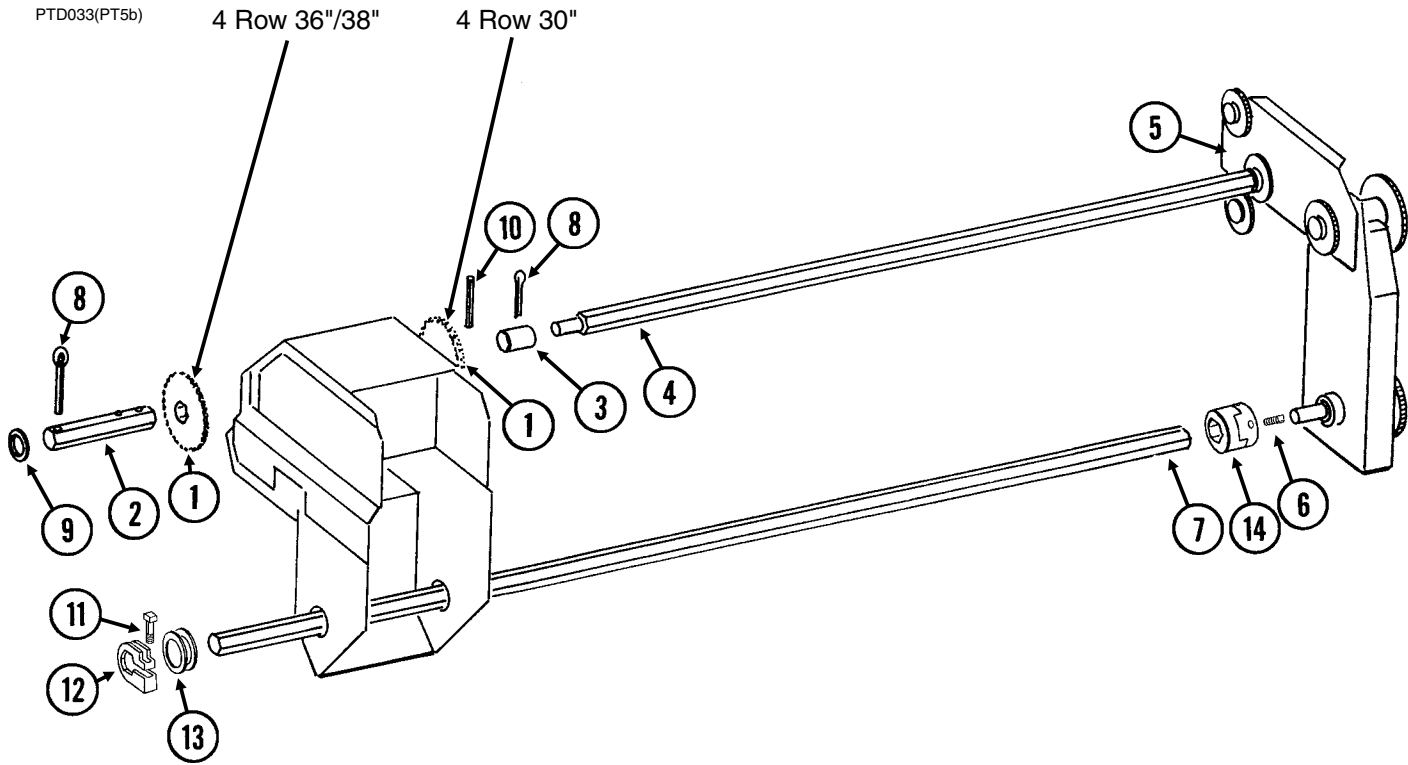
(PT4p)



ITEM	PART NO.	QTY. (Per Assy.)	DESCRIPTION
1	GA5791	1	Cover
	G10860	-	Retaining Ring, 3/8"
	G10870	-	Clevis Pin, 3/8" x 1"
2	GD5857	2	Spring
	GA13790	1	Slip Joint Assembly
3	GD5789	1	Hinge W/Pins, Female (Included W/GA13790)
	GD5790	1	Hinge W/Pins, Male (Included W/GA13790)
	GA7235	1	Tool Box Insert
4	G10064	4	Hex Head Cap Screw, 1/4"-20 x 1"
	G10621	4	Serrated Flange Nut, 1/4"-20
	G10303	-	Carriage Bolt, 5/16"-18 x 1"
	G11386	-	Washer, 5/16" SAE (As Required)
5	G10620	-	Serrated Flange Nut, 5/16"-18
	G10620	-	Serrated Flange Nut, 5/16"-18
	GD5827	1	Cover

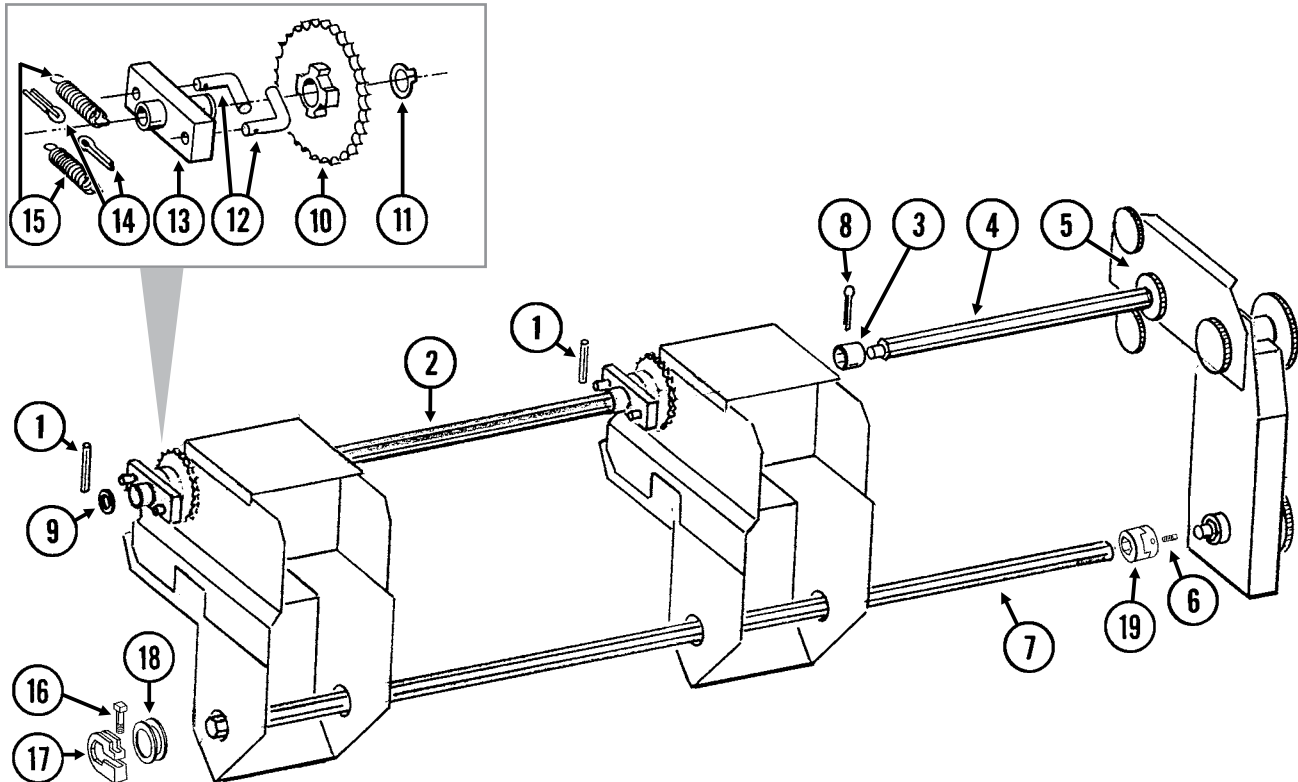
ITEM	PART NO.	QTY. (Per Assy.)	DESCRIPTION
8	GA5157	1	Idler Arm, L.H.
	GA5158	-	Idler Arm, R.H.
9	G10306	1	Carriage Bolt, 3/8"-16 x 2"
	G11387	-	Flat Washer, 3/8" SAE (As Required)
	G10108	1	Lock Nut, 3/8"-16
10	GD1026	1	Sleeve, 1 3/16" Long
11	GD7426	1	Sprocket, 12 Tooth
12	GD5860	1	Bar
13	G3400-01	-	Flangette
14	G2100-03	-	Bearing, 7/8" Hex Bore, Spherical
15	G10004	8	Hex Head Cap Screw, 3/8"-16 x 1 1/4"
	G10622	8	Serrated Flange Nut, 3/8"-16
16	---	-	See "Transport and Ground Drive Wheel Assembly (Prior to 2011 Production)" on page P57
17	G3310-132	1	Chain, No. 40, 132 Pitch Including Connector Link
	GR0912	-	Connector Link, No. 40
18	G10602	1	Spring Pin, 1/4" x 1 1/2"
19	GA5105	1	Sprocket, 15 Tooth
20	GD6825-10.5	1	Hex Shaft, 7/8" x 10 1/2" (2 Holes)
21	G10233	6	Machine Bushing, 1", 10 Gauge
22	A7370	1	Arm W/Flanged Bearings and Hardware (Non-Stock Item) (Sub G1K253)
	G10303	6	Carriage Bolt, 5/16"-18 x 1" (Included W/A7370)
	G10620	6	Serrated Flange Nut, 5/16"-18 (Included W/A7370)
	GA9846	2	Flanged Bearing, 7/8" Hex Bore (Included W/A7370)
	G10055	2	Hex Head Cap Screw, 5/8"-11 x 1 1/4" (Stop Bolt) (Included W/A7370)
	G10107	2	Lock Nut, 5/8"-11 (Included W/A7370)
23	G11232	2	Hex Head Cap Screw, 1/2"-13 x 4", Grade 5
24	GA5090	1	Tire and Rim Assembly (Specify Brand*)
	GD5753	-	Tire, 4.10" x 6" (Specify Brand*) (Included W/GA5090)
	GD5752	-	Inner Tube (Included W/GA5090)
25	GA9870	-	Lockup W/Pin
	G10874	-	Detent Pin, 1/2" x 3 1/2" Grip (Included W/GA9870)
26	GD7944	1	Mount
27	G10501	2	Hex Jam Nut, 1/2"-13, Grade 2
28	GB0218	2	Bushing, 2 1/32" I.D. x 7/8" O.D. x 1 9/32" Long
29	GA2068	2	Spring W/Plug
30	G10005	2	Hex Head Cap Screw, 5/8"-11 x 1 3/4"
	G10235	6	Machine Bushing, 7/8", 14 Gauge
	G11391	2	Flat Washer, 5/8" SAE
	G10107	2	Lock Nut, 5/8"-11
31	G10004	1	Hex Head Cap Screw, 3/8"-16 x 1 1/4"
	G10229	1	Lock Washer, 3/8"
	G10370	1-2	Machine Bushing, 3/8", 22 Gauge
	GD5756	1	Special Nut, 3/8"-16
32	GA5118	1	Mount
33	GD2558	1	Lynch Pin, 1/4"
34	G10064	2	Hex Head Cap Screw, 1/4"-20 x 1"
	G11385	2	Flat Washer, 1/4" SAE
	G10227	2	Lock Washer, 1/4"
	G10103	2	Hex Nut, 1/4"-20
A	G1K253	-	Contact Wheel Arm Replacement Kit, (Items 18, 20, 22, 23 and 27)

* Specific brand requests will be supplied only as available from current Kinze Repair Parts stock. If a specific brand requested is not in stock, the brand available will be supplied. Different brand tires may have different diameters. Change in tire brand may affect rates. Field checks are recommended after any change in contact tires.



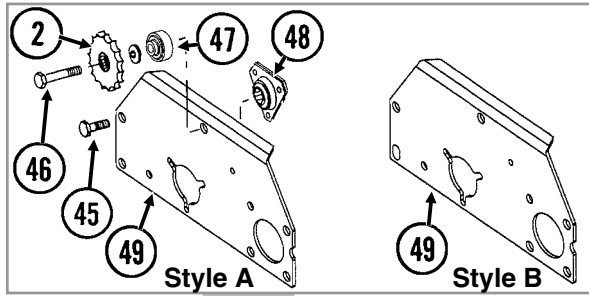
ITEM	PART NO.	QTY.	DESCRIPTION
1	GA5114	1	Sprocket, 30 Tooth
2	GD7819 GD5958	1 -	Hex Shaft, 7/8" x 15 1/4" (3 Holes), 4 Row 30" Hex Shaft, 7/8" x 16" (4 Holes), 4 Row 36"/38"
3	GD5961	1	Coupler, 2 1/4"
4	GD5885-02 GD5885-03	1 -	Hex Shaft, 7/8" x 19" (6 Holes), 4 Row 30" Hex Shaft, 7/8" x 24" (6 Holes), 4 Row 36"/38"
5	---	-	See "Seed Rate Transmission Assembly" on page P65
6	G10131	4	Square Head Set Screw, 5/16"-18 x 3/4"
7	GD0914-109 GD0914-134	1 -	Hex Shaft, 7/8" x 109" (No Holes), 4 Row 30" Hex Shaft, 7/8" x 134" (No Holes), 4 Row 36"/38"
8	G10460	2	Cotter Pin, 1/4" x 2"
9	G10233	-	Machine Bushing, 1", 10 Gauge (As Required)
10	G10602	1	Spring Pin, 1/4" x 1 1/2"
11	G10130 G10923	1 1	Square Head Machine Bolt, 5/16"-18 x 1 3/4" Flange Nut, 5/16"-18, No Serration
12	GD11045	1	Lock Clamp
13	G10233	2	Machine Bushing, 1", 10 Gauge
14	GB0287	2	Coupler
A	G1K269	-	Lock Clamp Kit (Items 11 and 12)

PTD016/PTD034(PT6/PT7c)



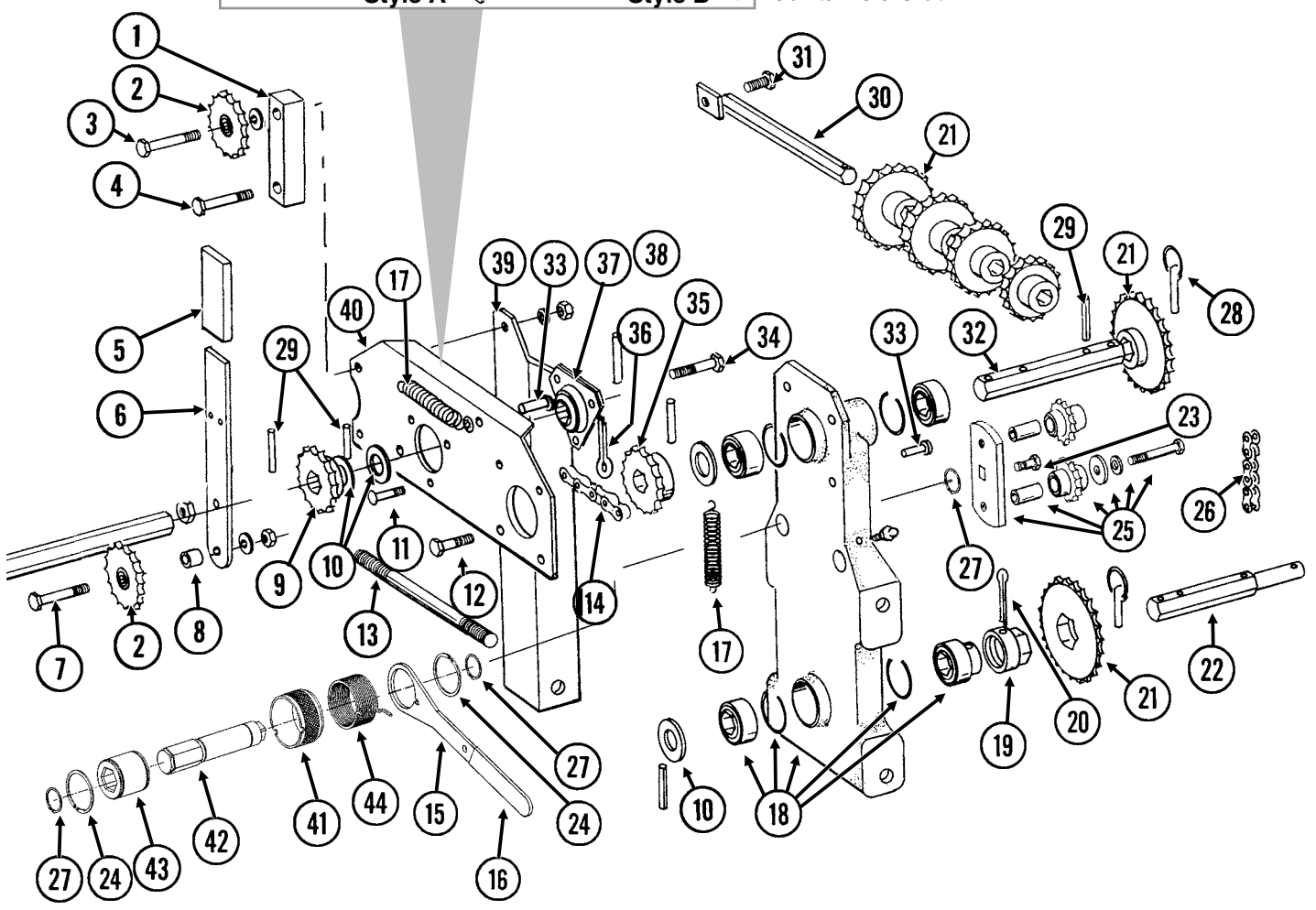
ITEM	PART NO.	QTY.	DESCRIPTION
1	G10602	2	Spring Pin, 1/4" x 1 1/2"
2	GD5884-01	1	Hex Shaft, 7/8" x 36" (3 Holes), 6 Row 30" and 8 Row 30"
	GD5960	-	Hex Shaft, 7/8" x 50" (6 Holes), 6 Row 36"/38"
3	GD5961	1	Coupler, 2 1/4"
4	GD5885-01	1	Hex Shaft, 7/8" x 30" (6 Holes), 6 Row 30"/36"/38" and 8 Row 30"
5	---	-	See "Seed Rate Transmission Assembly" on page P65
6	G10131	4	Square Head Set Screw, 5/16"-18 x 3/4"
7	GD0914-170	1	Hex Shaft, 7/8" x 170" (No Holes), 6 Row 30"
	GD0914-210	-	Hex Shaft, 7/8" x 210" (No Holes), 6 Row 36"/38"
	GD0914-230	-	Hex Shaft, 7/8" x 230" (No Holes), 8 Row 30"
8	G10460	2	Cotter Pin, 1/4" x 2"
9	G10233	-	Machine Bushing, 1", 10 Gauge (As Required)
10	GA5165	1	Sprocket, 30 Tooth
11	G10430	1	External Retaining Ring, 1 1/4"
12	GD1255	2	L-Pin
13	GA0378	1	Block and Hub Assembly
14	G10453	2	Cotter Pin, 3/16" x 1"
15	GD1256	2	Spring
16	G10130	1	Square Head Machine Bolt, 5/16"-18 x 1 3/4"
	G10923	1	Flange Nut, 5/16"-18, No Serration
17	GD11045	1	Lock Clamp
18	G10233	2	Machine Bushing, 1", 10 Gauge
19	GB0287	2	Coupler
A	GA5164	-	Ratchet/Sprocket Assembly, Includes: (2) GD1256, (2) G10464,
B	G1K269	-	Lock Clamp Kit (Items 16 and 17)

(PT8k/PT8mm)



If replacing Style A (GD5830)	Must Order:	
	GD30624	X
If replacing Style A (GD16302)	Must Order:	
	GD30624	X
	GD30622	X

NOTE: Style A contains holes and Style B contains a slot.



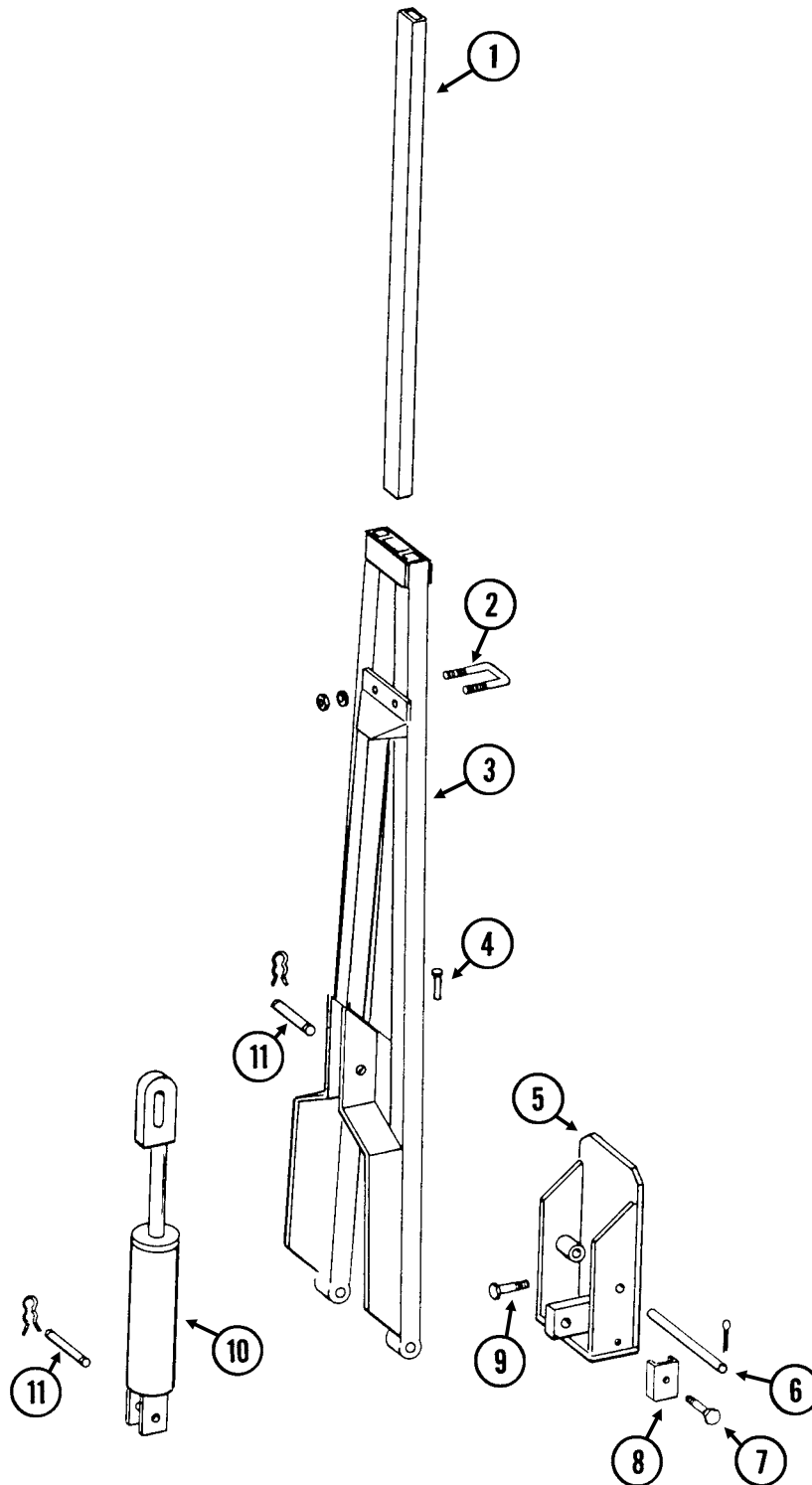
ITEM	PART NO.	QTY.	DESCRIPTION
1	GD12571	-	Spacer, 1" x 4"
2	GA7154	1	Sprocket W/Bearing, 18 Tooth
3	G10033	1	Hex Head Cap Screw, 1/2"-13 x 3 1/2"
	G10128	-	Machine Bushing, 1/2", 14 Gauge (As Required)
	G10228	1	Lock Washer, 1/2"
	G10102	1	Hex Nut, 1/2"-13
4	G10053	1	Hex Head Cap Screw, 1/2"-13 x 2 1/2"
	G10228	1	Lock Washer, 1/2"
	G10102	1	Hex Nut, 1/2"-13
5	GD5827	1	Cover
6	GD31450	1	Arm
7	G10053	1	Hex Head Cap Screw, 1/2"-13 x 2 1/2"
	G10128	-	Machine Bushing, 1/2", 14 Gauge (As Required)
	G10228	1	Lock Washer, 1/2"
	G10102	1	Hex Nut, 1/2"-13
8	GD4887-01	1	Sleeve, 1/2" I.D. x 5/8" Long
9	GA5105	1	Sprocket, 15 Tooth
10	G10233	-	Machine Bushing, 1", 10 Gauge
11	G10303	3	Carriage Bolt, 5/16"-18 x 1"
	G10232	3	Lock Washer, 5/16"
	G10106	3	Hex Nut, 5/16"-18
12	G10037	3	Hex Head Cap Screw, 1/2"-13 x 1 1/4"
	G10228	3	Lock Washer, 1/2"
	G10102	3	Hex Nut, 1/2"-13
13	G10177	2	Hex Head Cap Screw, 5/8"-11 x 9 1/2"
	G10230	2	Lock Washer, 5/8"
	G10104	2	Hex Nut, 5/8"-11
14	G3310-92	1	Chain, No. 40, 92 Pitch Including Connector Link
	G3310-100	-	Chain, No. 40, 100 Pitch Including Connector Link, Used With Half Rate (2 To 1) Drive Reduction
	GR0912	-	Connector Link, No. 40
15	GD14431	1	Handle
16	G11078	1	Vinyl Cap
17	GD5857	2	Spring
18	GA5629	1	Transmission Plate W/Bearings, Grease Fittings and Retaining Rings
	GA5116	3	Bearing, 7/8" Hex Bore, Cylindrical (Included W/GA5629)
	GA5624	1	Special Bearing, 7/8" Hex Bore x 1.6" (Included W/GA5629)
	GD6551	4	Ring (Included W/GA5629)
	G10640	-	Grease Fitting, 1/4"-28 (Included W/GA5629)
19	GD7127	1	Shear Coupler
20	G10821	1	Clevis Pin, 3/16" x 2"
	G10455		Cotter Pin, 1/16" x 1/2"
21	GA5106	1	Sprocket, 17 Tooth
	GA5107	1	Sprocket, 19 Tooth
	GA5108	2	Sprocket, 23 Tooth
	GA5109	1	Sprocket, 24 Tooth
	GA5110	1	Sprocket, 25 Tooth
	GA5111	1	Sprocket, 26 Tooth
	GA5112	1	Sprocket, 27 Tooth
	GA5113	1	Sprocket, 28 Tooth
22	GD7822	1	Shaft, 7/8" x 7"

Continued on next page.

ITEM	PART NO.	QTY.	DESCRIPTION
23	G11100	1	Hex Socket Button Head Cap Screw, ¼"-20 x ½", Grade 8
	G10227	1	Lock Washer, ¼"
	G11453	1	Fender Washer, ¼"
24	G10496	2	External Inverted Snap Ring, 1½"
25	GA7336	1	Idler W/Bolt-On Sprockets
	GD7426	-	Sprocket, 12 Tooth (Included W/GA7336)
	GD1026	-	Sleeve, 1⅜" Long (Included W/GA7336)
	G11387	-	Flat Washer, ⅜" SAE (Included W/GA7336)
	G10229	-	Lock Washer, ⅜" (Included W/GA7336)
	G10047-	-	Hex Head Cap Screw, ⅜"-16 x 1¼" (Included W/GA7336)
26	G3310-80	1	Chain, No. 40, 80 Pitch Including Connector Link
	GR0912	-	Connector Link, No. 40
27	G11075	3	External Inverted Snap Ring, ⅞"
28	GD2558	3	Lynch Pin, ¼"
29	G10602	5	Spring Pin, ¼" x 1½"
30	GA5146	1	Sprocket Storage Rod
31	G10017	1	Hex Head Cap Screw, ½"-13 x 1½"
	G10527	1	Lock Washer, ½", Internal/External
	G10111	1	Lock Nut, ½"-13
32	GD5835	1	Shaft, ⅞" x 7"
33	G10870	1	Clevis Pin, ⅜" x 1"
	G10860	1	Retaining Ring, ⅜"
34	G10004	1	Hex Head Cap Screw, ⅜"-16 x 1¼"
	G10229	1	Lock Washer, ⅜"
	G11387	1	Flat Washer, ⅜" SAE
	GD15538	2	Spacer, ⅜" I.D. x ⅞" O.D., 7 Gauge
	GD5756	1	Special Nut, ⅜"-16
35	GA5106	1	Sprocket, 17 Tooth, Standard Drive
	GA5202	-	Sprocket, 34 Tooth, Half Rate (2 To 1) Drive Reduction
36	G10460	1	Cotter Pin, ¼" x 2"
37	G2100-03	1	Bearing, ⅞" Hex Bore, Spherical
38	G3400-01	2	Flangette
39	GD5830	1	Angle Support, R.H. (Style A) (Replaced with GD30624)
	GD30624	1	Angle Support, R.H. (Style B)
40	GD5824	1	Plate, R.H.
41	GD19343	1	Release Collar, R.H.
42	GD14427	1	Tightener Shaft, 4 ⅞
43	GD14432	1	Sleeve, 1 ¼"
44	GD14413	1	Torsion Spring, L.H. (Used On R.H. Wrap Spring Wrench)
45	G10017	2	Hex Head Cap Screw, ½"-13 x 1 ½"
	G10228	2	Lock Washer, ½"
	G10102	2	Hex Nut, ½"-13
46	G10038	1	Hex Head Cap Screw, ½"-13 x 3"
	G10128	-	Machine Bushing, ½", 14 Gauge (As Required)
	G10228	1	Lock Washer, ½"
	G10102	1	Hex Nut, ½"-13
47	GB0259	-	Spacer, 1"
48	G2100-03	-	Bearing, ⅞" Hex Bore, Spherical
49	GD16302	-	Reverser Plate (Style A) (Replaced With GD30622)
	GD30622	-	Reverser Plate (Style B)
A	G1K378	-	Wrap Spring Wrench Replacement Kit, Blue Collar, R.H. (Items 15, 16, 23, 24, 27 and 41-44)

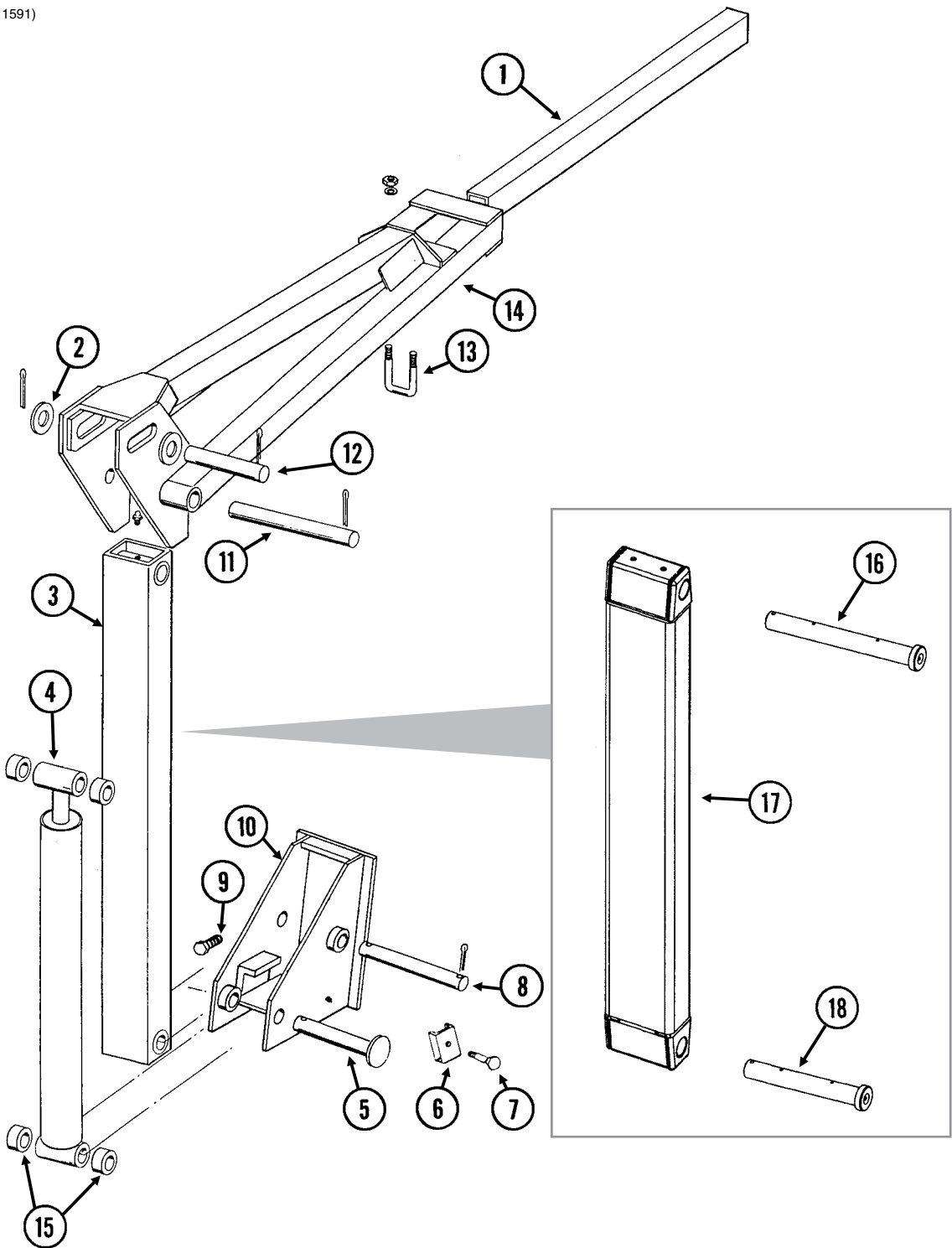
This page left blank intentionally.

MKR010(MKR1a)



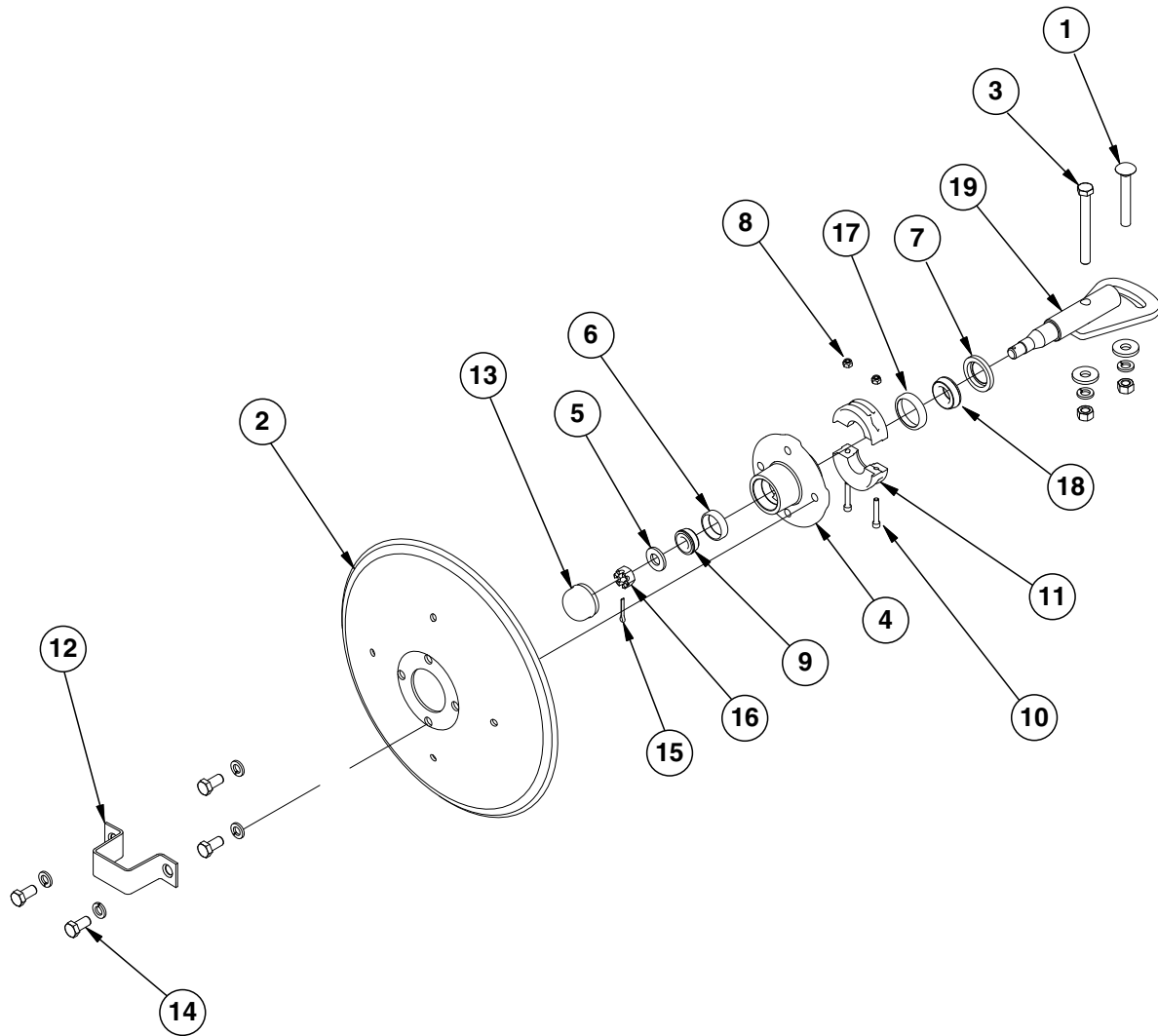
ITEM	PART NO.	QTY. (Per Assy.)	DESCRIPTION
1	GD0453-02	1	Extension Tube, 40", 4 Row 30"
	GD0453-06	-	Extension Tube, 30", 4 Row 30" W/Optional Interplant Package
	GD0453-07	-	Extension Tube, 45", 4 Row 36"/38" and 6 Row 30"
2	GD2721	1	U-Bolt, 2" x 2" x 1/2"-13
	G10228	2	Lock Washer, 1/2"
	G10102	2	Hex Nut, 1/2"-13
3	GA5175	1	Arm W/Grease Fittings, 31 1/2", 4 Row 30"
	GA5184	-	Arm W/Grease Fittings, 44 1/2", 4 Row 36"/38"
	GA5183	-	Arm W/Grease Fittings, 58 1/2", 6 Row 30"
	G10640	-	Grease Fitting, 1/4"-28 (Included W/GA5175, GA5184, or GA5183)
4	GD0462	1	Safety Lockup Pin
	G10670	1	Hair Pin Clip, No. 3
	G10187	1	Spring Pin, 5/32" x 2"
5	GA5177	1	Mount W/Grease Fittings, 4 Row 30"
	GA5178	-	Mount W/Grease Fittings, 4 Row 36"/38" and 6 Row 30"
	G10640	-	Grease Fitting, 1/4"-28 (Included W/GA5177 or GA5178)
6	GD0438	1	Pin, 13 1/2"
	G10460	2	Cotter Pin, 1/4" x 2"
7	G10133	1	Hex Head Cap Screw, 5/16"-18 x 1 1/2"
	G10109	1	Lock Nut, 5/16"-18, Grade 8
8	GD5892	1	Hose Clamp, 5/8" x 1 1/2" x 1 1/2"
9	G10008	4	Hex Head Cap Screw, 5/8"-11 x 2"
	G10230	4	Lock Washer, 5/8"
10	---	-	See "Row Marker Cylinder, 4 Row 30"/36"/38" and 6 Row 30" on page P79
11	GR0962	1	Pin, 1" x 3 3/8"
	GR0193	2	Hair Pin Clip

MKR006/MKR009(MKR2/A11591)



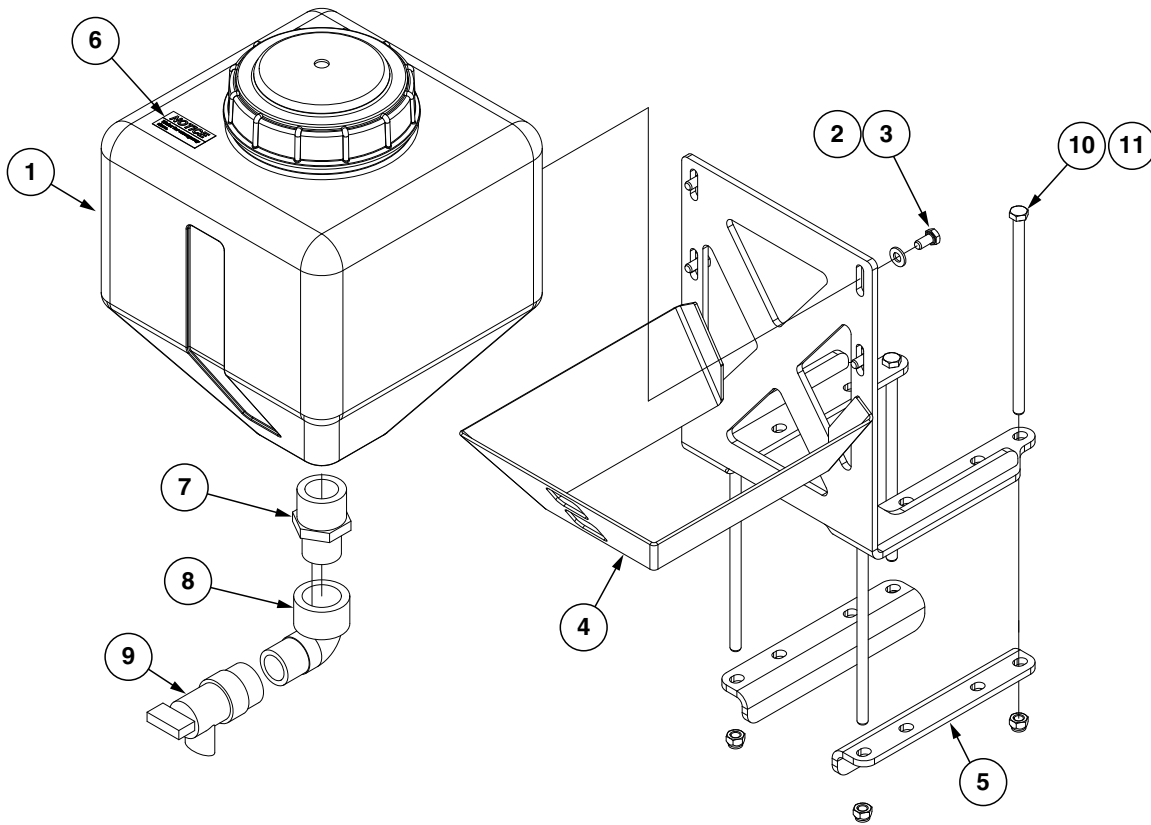
ITEM	PART NO.	QTY. (Per Assy.)	DESCRIPTION
1	GD0453-03	1	Extension Tube, 50", 6 Row 36"/38" and 8 Row 30"
2	G11396	2	Flat Washer, 1 1/4" SAE
3	GA5173 G10641	1 -	Arm W/Grease Fittings, First Stage Grease Fitting, 1/8" NPT (Included W/GA5173)
4	---	-	See "Row Marker Cylinder, 6 Row 36"/38" and 8 Row 30" on page P80
5	GD15386 G10460	1 1	Pin, 1 1/4" x 7 5/8" Cotter Pin, 1/4" x 2"
6	GD5875	1	Hose Clamp
7	G10133 G10109	1 1	Hex Head Cap Screw, 5/16"-18 x 1 1/2" Lock Nut, 5/16"-18, Grade 8
8	GD0652 G10460	1 2	Pin, 1 1/4" x 9 1/2" Cotter Pin, 1/4" x 2"
9	G10879	4	Flanged 12 Point Bolt, 5/8"-11 x 2", Special Hardened
10	GA5130	1	Mount
11	GD3214 G10460	1 2	Pin, 1 1/4" x 12 1/4" Cotter Pin, 1/4" x 2"
12	GD2161 G10460	1 2	Pin, 1 1/4" x 8 1/4" Cotter Pin, 1/4" x 2"
13	GD2721 G10228 G10102	1 2 2	U-Bolt, 2" x 2" x 1/2"-13 Lock Washer, 1/2" Hex Nut, 1/2"-13
14	GA5190 GA5188	1 -	Arm, Second Stage, 35", 6 Row 36"/38" Arm, Second Stage, 46", 8 Row 30"
15	GD0752-41	-	Sleeve, 1" (If Applicable)
16	GA11766 G10640 G10460	- - 1	Pin W/Grease Fitting, 1 1/4" x 11 13/16" Grease Fitting, 1/4"-28 (Included W/GA11766) Cotter Pin, 1/4" x 2" (Included W/GA11766)
17	GA11591	-	Arm, First Stage
18	GA11767 G10640 G10460	- - 1	Pin W/Grease Fitting, 1 1/4" x 9 1/2" Grease Fitting, 1/4"-28 (Included W/GA11767) Cotter Pin, 1/4" x 2" (Included W/GA11767)

IP1035aa



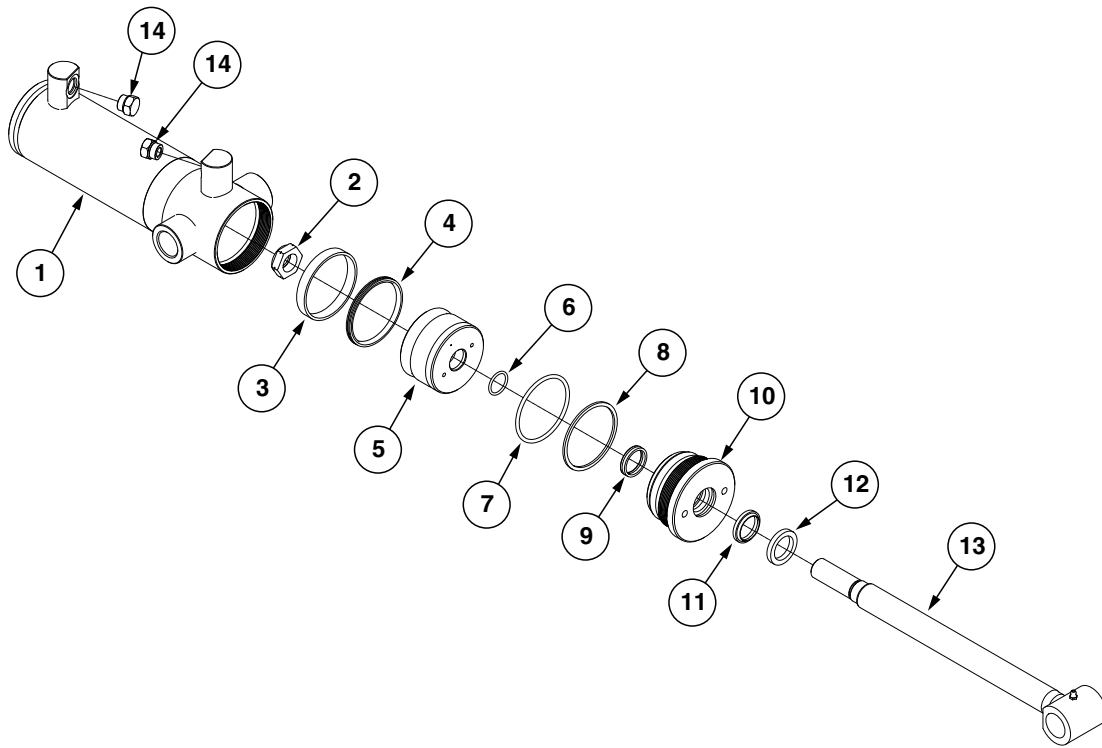
ITEM	PART NO.	QTY. (Per Assy.)	DESCRIPTION
1	G10844	1	Carriage Bolt, 1/2"-13 x 3 1/2"
	G10168	2	Machine Bushing, 1/2", 7 Gauge
	G10228	2	Lock Washer, 1/2"
	G10102	2	Hex Nut, 1/2"-13
2	GD0746	1	Disc Blade, Solid, 16" (Shown)
	GD10283	-	Disc Blade, Notched, 16" (Optional)
3	G10045	1	Hex Head Cap Screw, 1/2"-13 x 4 1/2"
	G10168	2	Machine Bushing, 1/2", 7 Gauge
	G10228	2	Lock Washer, 1/2"
	G10102	2	Hex Nut, 1/2"-13
4	GA0167	1	Hub W/Cups, 4 Bolt (Includes Items 6 and 17)
5	G11391	1	Flat Washer, 5/8" SAE
6	GR0151	1	Outer Cup
7	GD21540	1	Grease Seal
8	G10110	2	Lock Nut, 1/4"-20, Grade B
9	GA0257	1	Bearing
10	G11418	2	Hex Socket Head Cap Screw, 1/4" x 1 1/2"
11	GB0554	2	Hub Shield
12	GD2597	1	Retainer
13	GD0840	1	Dust Cap
14	G10722	4	Hex Head Cap Screw, 1/2"-20 x 1"
	G10228	4	Lock Washer, 1/2"
15	G10544	1	Cotter Pin, 5/32" x 1"
16	G10725	1	Slotted Hex Nut, 5/8"-18
17	GR0150	1	Inner Cup
18	GA0245	1	Bearing
19	GA15151	1	Spindle
A	GA13719	-	Marker Hub Assembly, (Items 4-7, 9, and 12-19)

A21003



ITEM	PART NO.	QTY.	DESCRIPTION
1	GD30723	1	4 Gallon Water Tank W/Lid
2	G11386	4	Flat Washer, 5/16" SAE
3	G10018	4	Hex Head Cap Screw, 5/16"-18 x 5/8"
4	GA21002	1	Water Tank Mount
5	GD30221	2	Water Tank Mount Brackets
6	G7100-501	1	Decal, Notice
7	G10727	1	Reducing Nipple, 1-1/4" x 1"
8	G11742	1	1" NPT 90° Elbow
9	GD30722	1	1" NPTF Flush Valve
10	G10686	4	Hex Head Cap Screw, 3/8"-16 x 8"
11	G10108	4	Lock Nut, 3/8"-16

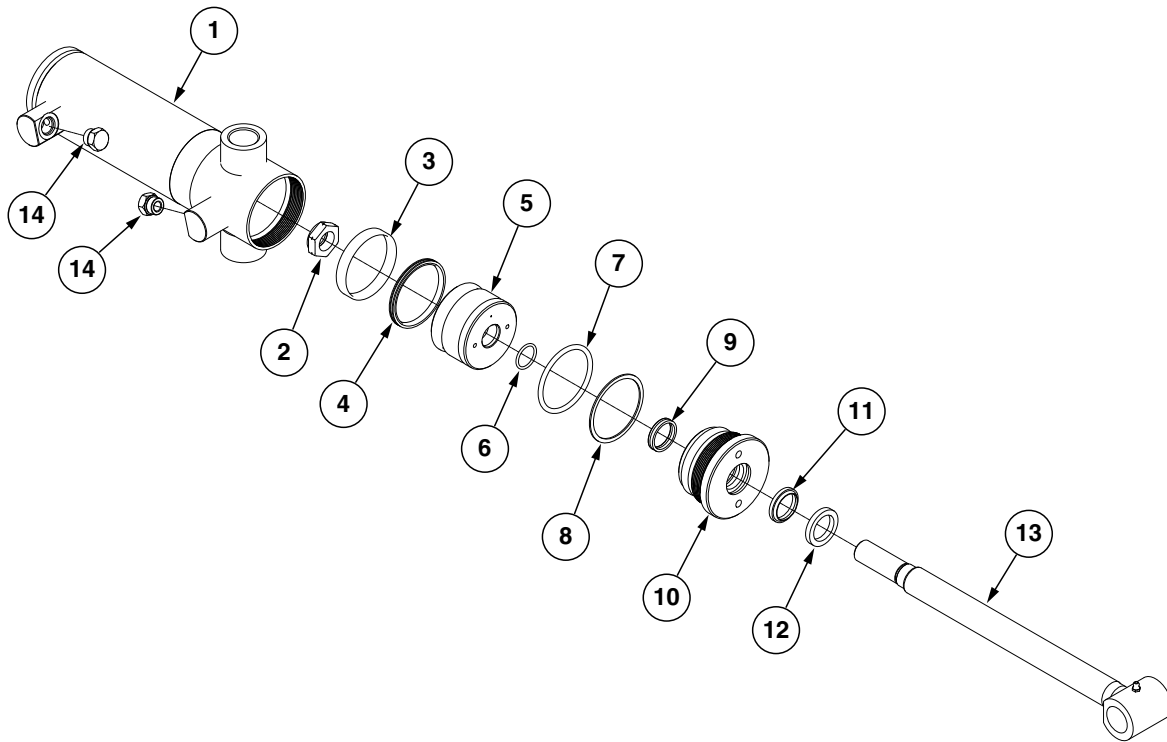
(IP1523)



ITEM	PART NO.	QTY.	DESCRIPTION
1	A4295	1	Barrel
2	GD27235	1	Nylon Lock Nut, 1"-14, Grade 8
3	*D12056	1	Wear Ring
4	*A26168	1	T-Seal
5	GA21112	1	Piston
6	*D29649	1	O-Ring, No. 215
7	*D12231	1	O-Ring, No. 338
8	*D12232	1	BU Ring
9	*D12251	1	U-Cup
10	GD12507	1	Gland
11	*D12210	1	Wiper
12	GD12102	1	Ring
13	GA21106	1	Rod
14	G6408-08	2	Plug W/O-Ring, 3/4"-16 O-Ring
	GR1037	-	O-Ring
A	GA21111	-	Cylinder Complete, 3½" x 8" (Part Number Stamped On Barrel)
B	GR2228	-	Seal Kit, Includes: (1) Wiper, (3) O-Rings, (1) BU Ring, (1) T-Seal, (1) Wear Ring, (1) U-Cup

*Item is part of seal kit, item can not be purchased individually.

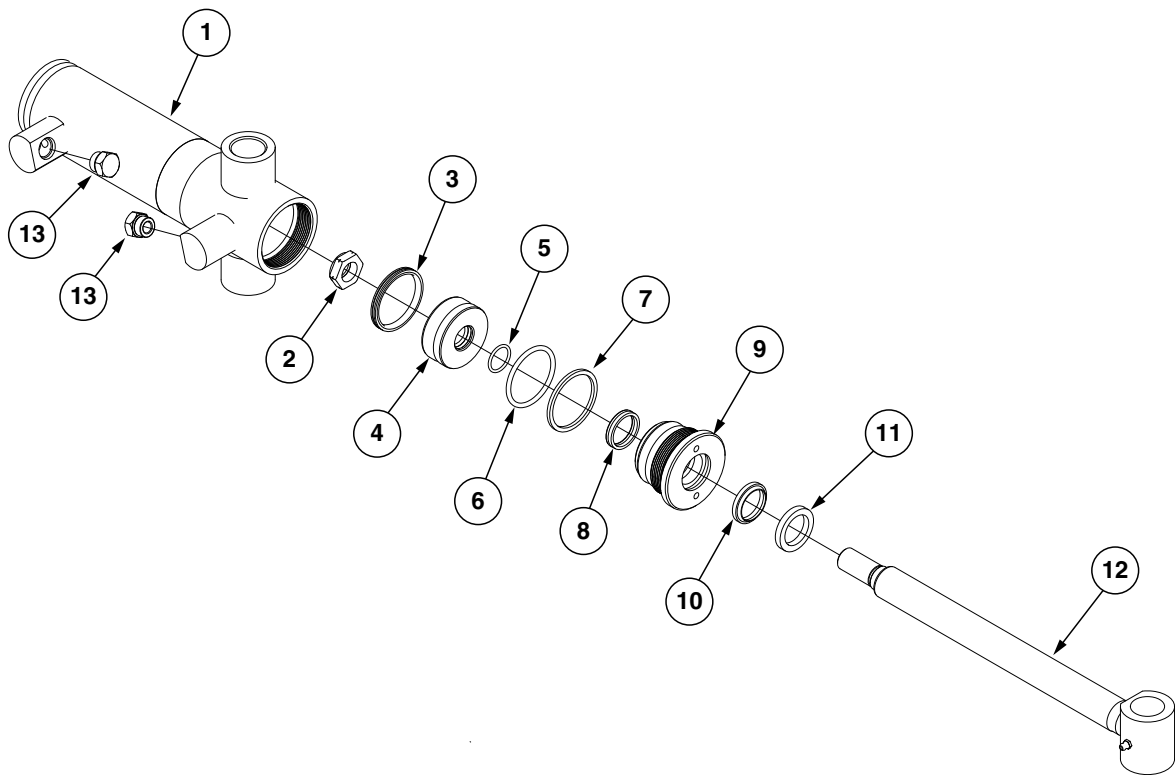
(IP1524)



ITEM	PART NO.	QTY.	DESCRIPTION
1	A7538	1	Barrel
2	GD27235	1	Nylon Lock Nut, 1"-14, Grade 8
3	*D12038	1	Wear Ring
4	*A26167	1	T-Seal
5	GA21105	1	Piston
6	*D29649	1	O-Ring, No. 215
7	*D12227	1	O-Ring, No. 336
8	*D12228	1	Back-Up Ring
9	*D12251	1	U-Cup
10	GD12505	1	Gland
11	*D12210	1	Wiper
12	GD12102	1	Ring
13	GA21106	1	Rod
14	G6408-08	2	Plug W/O-Ring, 3/4"-16 O-Ring
	GR1037	-	O-Ring
A	GA21104	-	Cylinder Complete, 3 1/4" x 8" (Part Number Stamped On Barrel)
B	GR2225	-	Seal Kit, Includes: (1) Wiper, (1) U-Cup, (3) O-Rings, (1) BU Ring, (1) T-Seal, (1) Wear Ring

*Item is part of seal kit, item can not be purchased individually.

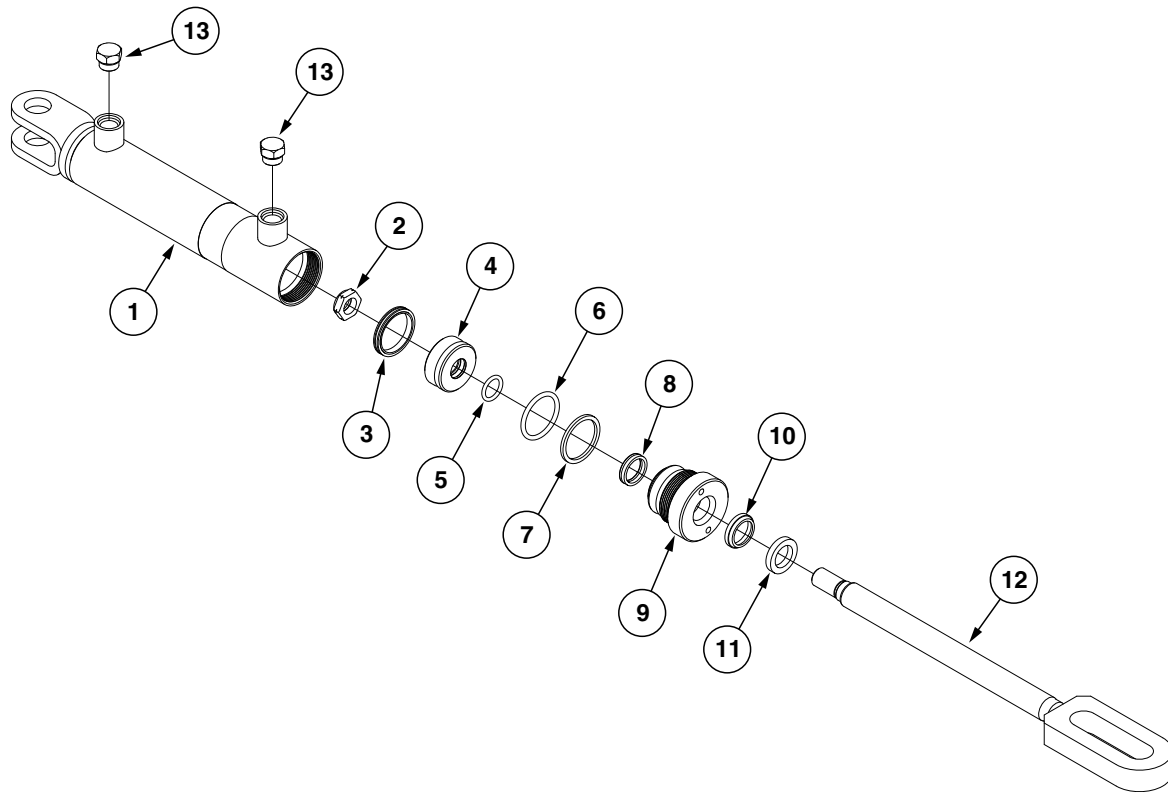
(IP1525)



ITEM	PART NO.	QTY.	DESCRIPTION
1	A8827	1	Barrel
2	GD27234	1	Nylon Lock Nut, 7/8"-14, Grade 8
3	*A24473	1	T-Seal, 2 1/2"
4	GD30401	1	Piston
5	*D30399	1	O-Ring, No. 119
6	*D12212	1	O-Ring, No. 330
7	*D12213	1	BU Ring
8	*D12251	1	U-Cup
9	GD11985	1	Gland
10	*D12210	1	Wiper
11	GD12102	1	Ring
12	GA21185	1	Rod
13	G6408-08	2	Plug W/O-Ring, 3/4"-16 O-Ring
	GR1037	-	O-Ring
A	GA21184	-	Cylinder Complete, 2 1/2" x 8" (Part Number Stamped On Barrel)
B	GR2227	-	Seal Kit, Includes: (1) Wiper, (3) O-Rings, (1) BU Ring, (1) T-Seal, (1) U-Cup

*Item is part of seal kit, item can not be purchased individually.

(IP1528)



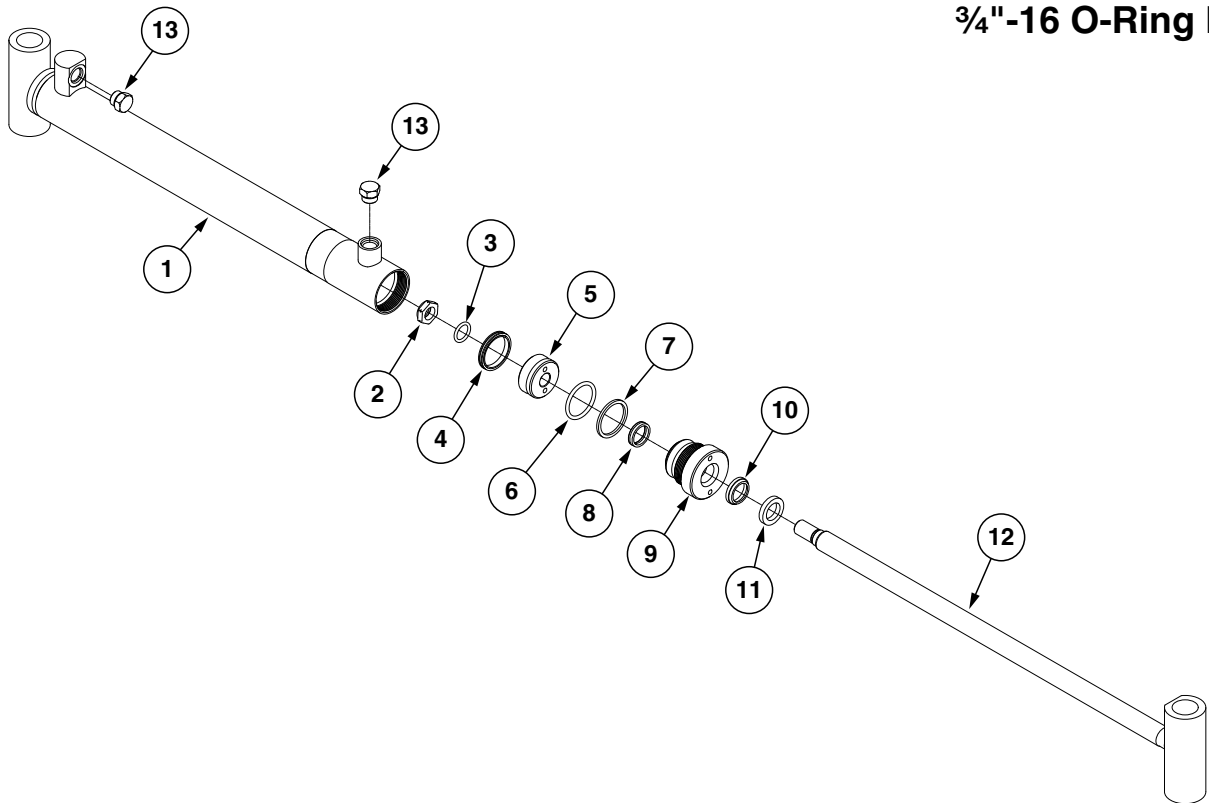
ITEM	PART NO.	QTY.	DESCRIPTION
1	A8775	1	Barrel
2	GD27233	1	Nylon Lock Nut, 3/4"-16, Grade 8
3	*D12277	1	T-Seal
4	GD29689	1	Piston
5	*D29692	1	O-Ring, No. 211
6	*D12235	1	O-Ring, No. 326
7	*D12236	1	Back-Up Ring
8	*D12256	1	U-Cup
9	GD12510	1	Gland
10	*D12233	1	Wiper Rod
11	GD12101	1	Ring
12	GA21168	1	Rod
13	G6408-08	2	Plug W/O-Ring, 3/4"-16 O-Ring
	GR1037	-	O-Ring

A	GA21167	-	Cylinder Complete, 2" x 8" (Part Number Stamped On Barrel)
B	GR2229	-	Seal Kit, Includes: (1) Wiper, (2) U-Cup, (3) O-Rings, (1) BU Ring, (1) T-Seal, (1) Instruction Sheet

*Item is part of seal kit, item can not be purchased individually.

(IP1527)

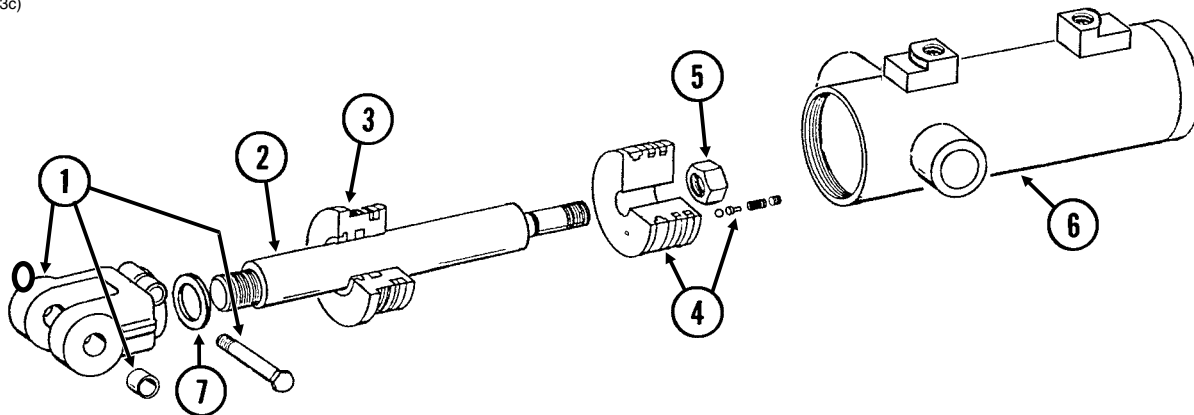
3/4"-16 O-Ring Ports



ITEM	PART NO.	QTY.	DESCRIPTION
1	A9442	1	Barrel
2	GD27233	1	Nylon Lock Nut, 3/4"-16, Grade 8
3	*D29692	1	O-Ring, No. 211
4	*D12277	1	T-Seal
5	GD29689	1	Piston
6	*D12235	1	O-Ring, No. 326
7	*D12236	1	Back-Up Ring
8	*D12256	1	U-Cup
9	GD12510	1	Gland
10	*D12233	1	Wiper Rod
11	GD12101	1	Ring
12	GA21159	1	Rod
13	G6408-08	2	Plug W/O-Ring, 3/4"-16 O-Ring
	GR1037	-	O-Ring
A	GA21158	-	Cylinder Complete, 2" x 20 1/16" (Part Number Stamped On Barrel)
B	GR2229	-	Seal Kit, Includes: (1) Wiper, (2) U-Cup, (3) O-Rings, (1) BU Ring, (1) T-Seal, (1) Instruction Sheet

*Item is part of seal kit, item can not be purchased individually.

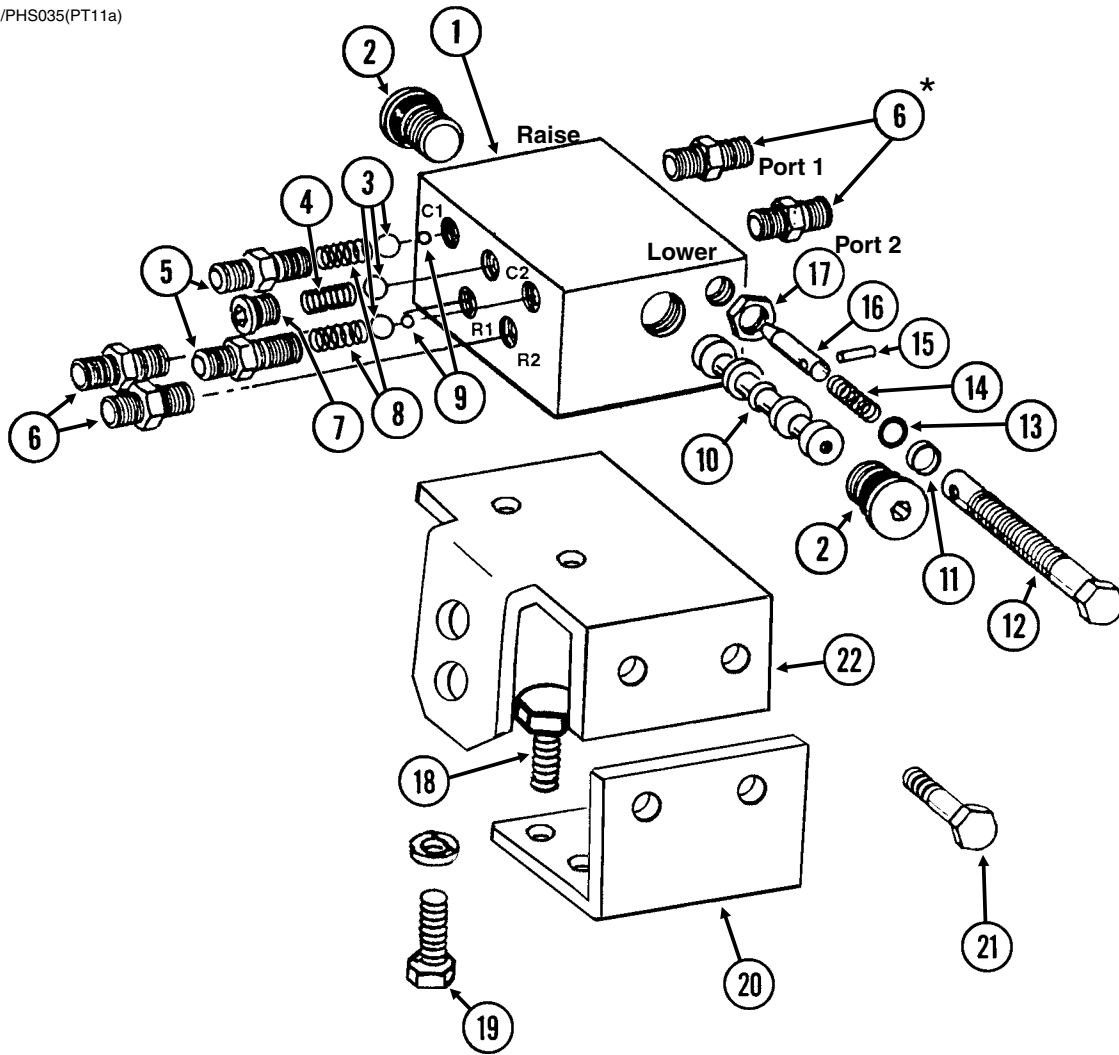
(CYL33c)



ITEM	PART NO.	QTY.	DESCRIPTION
1	GA8130	1	Clevis W/Bushings, Hex Head Cap Screw and Hex Nut
	GR1401	2	Bushing
	G10939	1	Hex Head Cap Screw, 3/8"-16 x 2 1/4"
	G10101	1	Hex Nut, 3/8"-16
2	GD12513	1	Rod
3	GD11995	1	Gland
4	GA8924	1	Piston W/Rephasing Valve
	GR1169	-	Rephasing Valve Replacement Kit (Includes: Set Screw, Guide, 2 Springs and Ball)
5	GD27235	1	Nylon Lock Nut, 1"-14, Grade 8
6	A8923	1	Barrel
7	G10957	4	Steel Shim
A	GA8897	-	Cylinder Complete, 4 1/4" x 4" (Part Number Stamped On Barrel)
B	GR1523	-	Seal Kit, Includes: (1) Wiper, (2) O-Rings, (1) BU Ring, (1) U-Cup, (1) Seal, (1) Expander, (2) Cast Iron Ring

This page left blank intentionally.

VVB025/PHS035(PT11a)

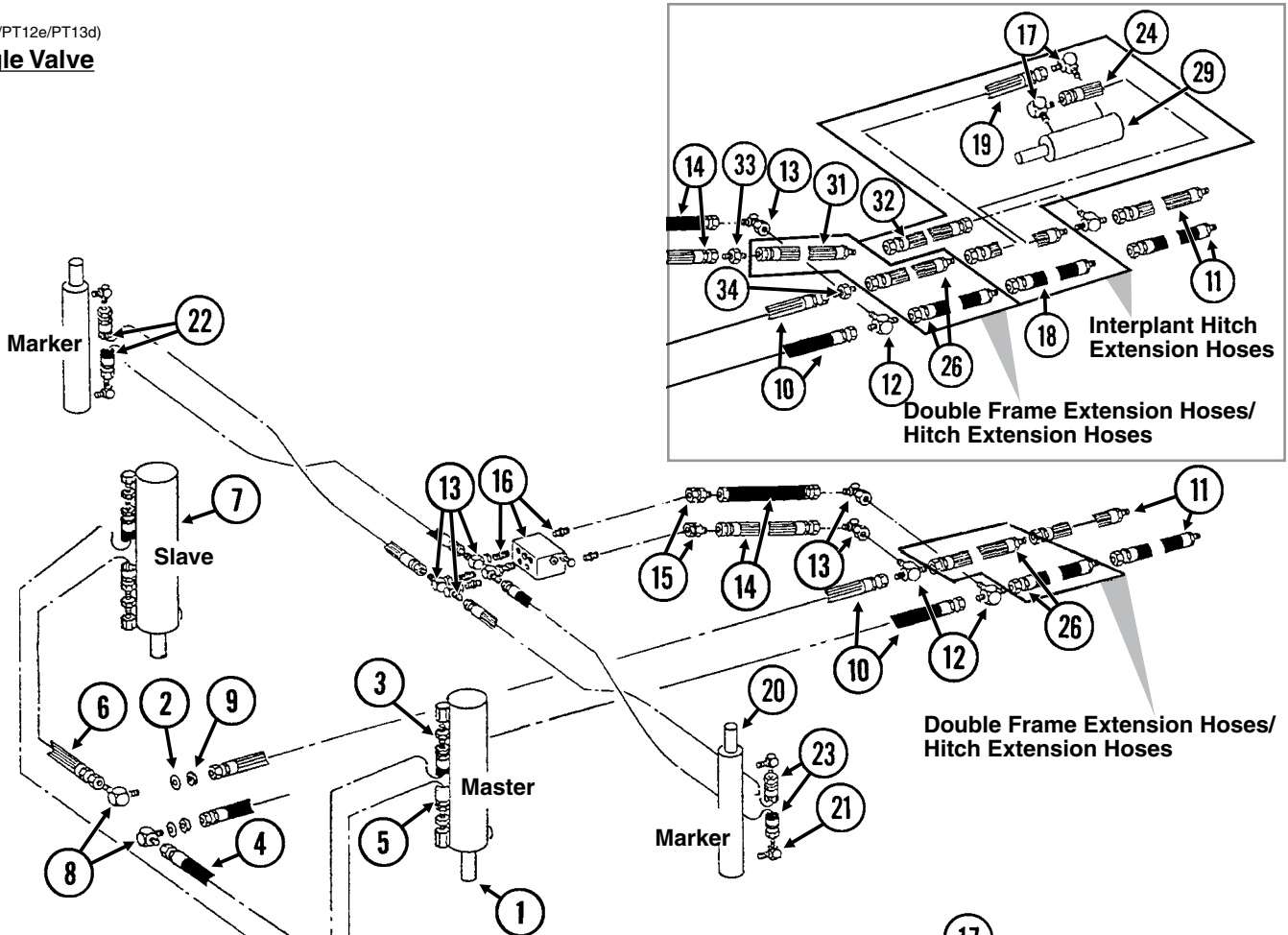


ITEM	PART NO.	QTY.	DESCRIPTION
1	---	-	Valve Body (Non-Stock Item)
2	GR1047	2	Hex Socket Plug W/O-Ring
	GR1037	-	O-Ring
3	GR1044	3	7/16" Check Ball
4	GR1033	1	Detent Spring
5	GR1032	2	Port Adapter W/O-Ring
	GR1045	-	O-Ring
6	*G6400-06	4	Connector W/O-Ring, 1/4"-18 Male 37° JIC To 1/4"-18 O-Ring
	GR1045	-	O-Ring
7	GR1034	1	Hex Socket Plug W/O-Ring
	GR1035	-	O-Ring
8	GR1036	2	Spring
9	GR1043	2	1/4" Steel Ball
10	---	-	Spool (Non-Stock Item)
11	GR1041	2	Teflon BU Ring
12	GR1042	2	Adjustment Screw
13	GR1040	2	O-Ring
14	GR1046	2	Compression Spring
15	GR1039	2	Spring Pin
16	GR1038	2	Needle
17	GR1048	2	Hex Jam Nut, 1/2"-20
18	G10001	2	Hex Head Cap Screw, 3/8"-16 x 1"
	G11387	2	Washer, 3/8" SAE
	G10229	2	Lock Washer, 3/8"
19	G10001	2	Hex Head Cap Screw, 3/8"-16 x 1"
	G10229	2	Lock Washer, 3/8"
20	GD10223	1	Mounting Angle
21	G10001	2	Hex Head Cap Screw, 3/8"-16 x 1"
	G11387	2	Washer, 3/8" SAE
	G10229	2	Lock Washer, 3/8"
	G10101	2	Hex Nut, 3/8"-16
22	GD10224	1	Valve Mounting Angle
A	GA5552	-	Valve Assembly Complete (Items 1-17)
B	GA5572	-	Flow Control Portion Only (Items 11-17)

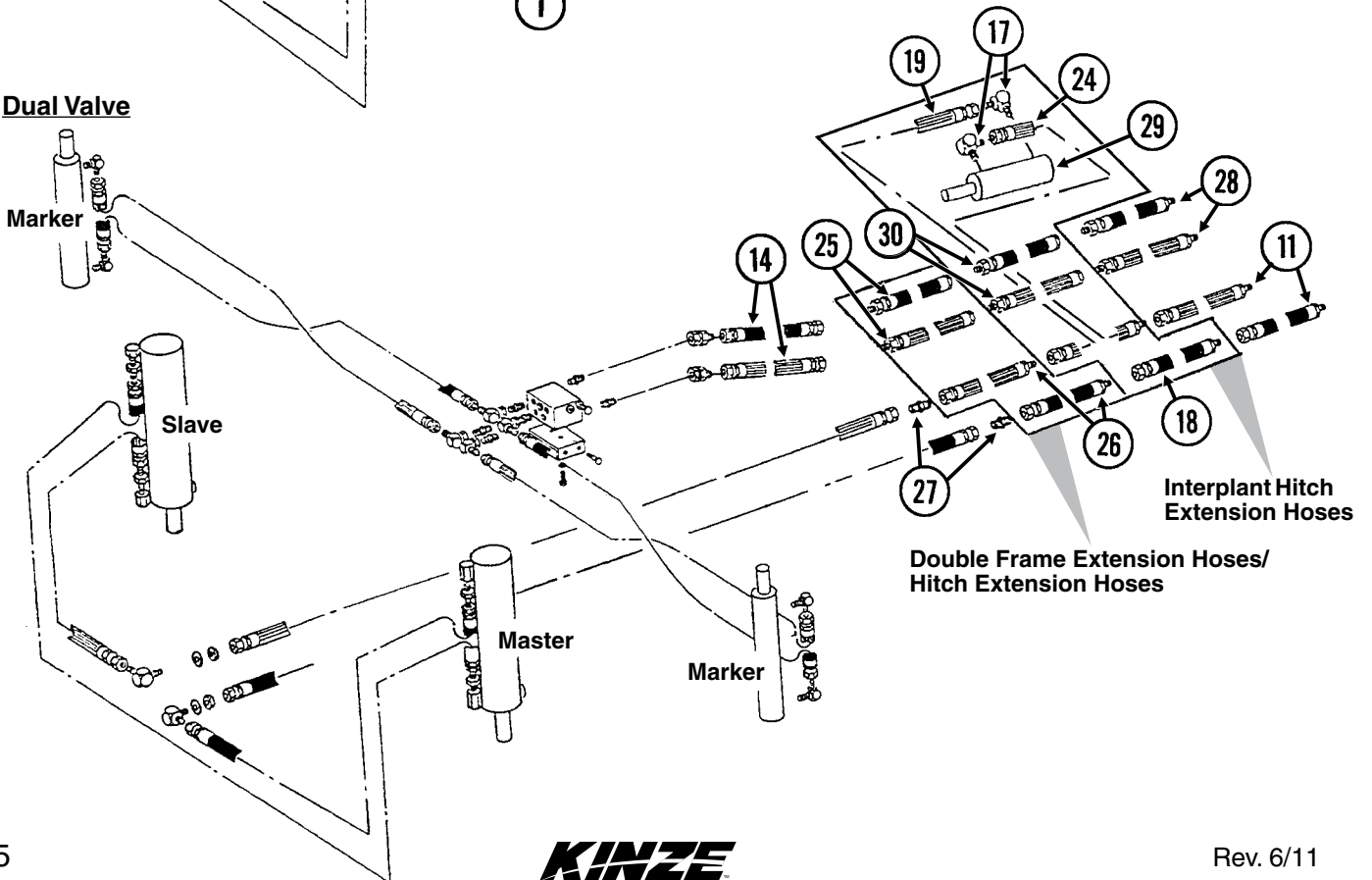
*Not used on sizes with 3/8" hoses.

(PT12d/PT12e/PT13d)

Single Valve

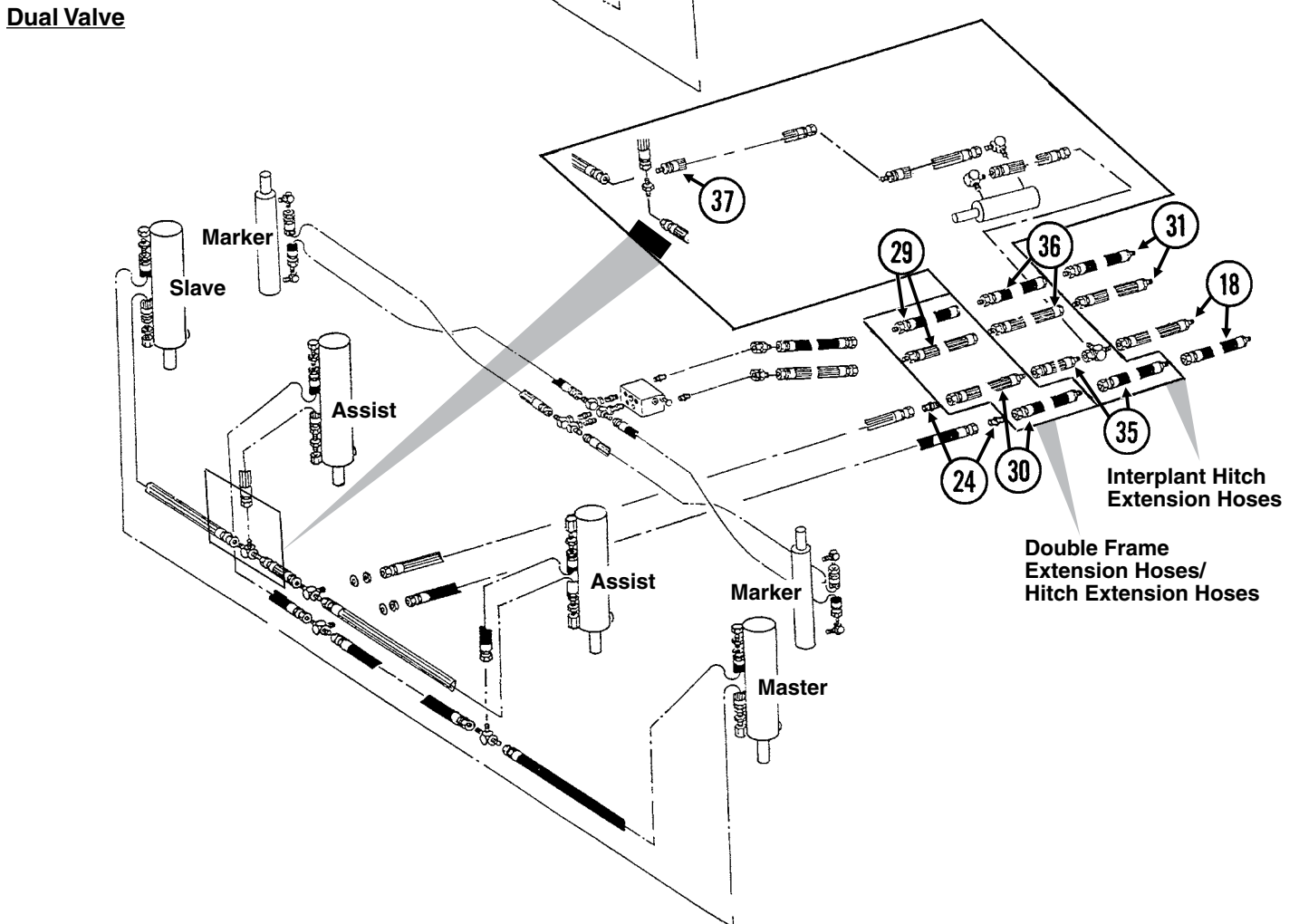
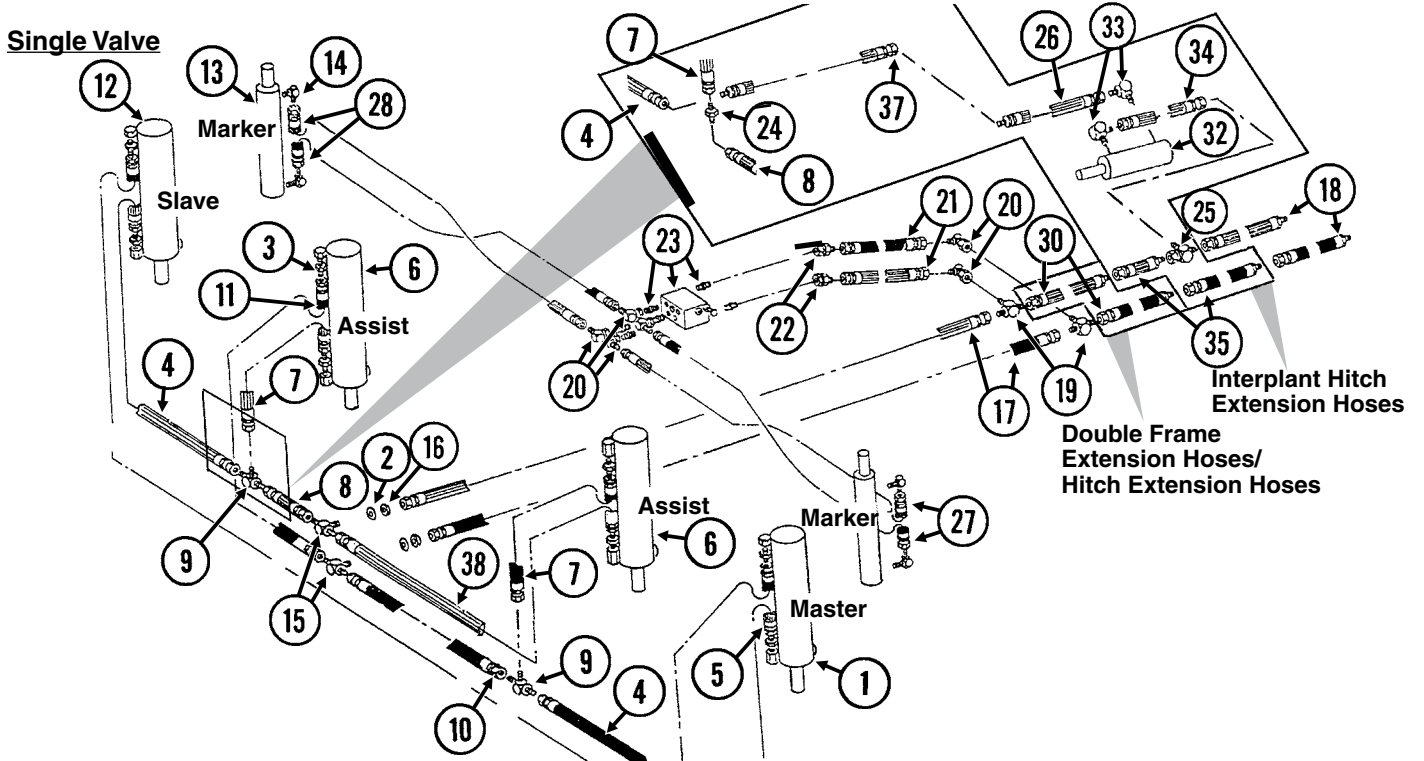


Dual Valve



ITEM	PART NO.	QTY.	DESCRIPTION
1	---	-	See "Master Lift Cylinder" on page P76
2	G10215	2	Machine Bushing, 3/4", 14 Gauge
3	G6400-08 GR1037	4 -	Connector W/O-Ring, 3/4"-16 Male JIC To O-Ring O-Ring
4	*A1018 *A1020	1 -	Hose Assembly, 3/8" x 40", 4 Row 30" Hose Assembly, 3/8" x 48", 4 Row 36"/38"
5	*A3113 *A3136	1 -	Hose Assembly, 3/8" x 84", 4 Row 30" Hose Assembly, 3/8" x 100", 4 Row 36"/38"
6	*A1020 *A1021	1 -	Hose Assembly, 3/8" x 48", 4 Row 30" Hose Assembly, 3/8" x 56", 4 Row 36"/38"
7	---	-	See "Slave Lift Cylinder" on page P77
8	G2701-08	2	Bulkhead Elbow, 90°, 3/4"-16 Male JIC
9	G306-08	2	Lock Nut, 3/4"-16
10	*A1076	2	Hose Assembly, 3/8" x 30"
11	*A3135	2	Hose Assembly, 3/8" x 100"
12	G2603-08-08-06	2	Tee, 3/4"-16 Male JIC To 1/2"-18 JIC
13	G6500-06	-	Swivel Elbow, 90°, 1/2"-18 Male JIC To Female
14	*A1138	2	Hose Assembly, 1/4" x 29"
15	G6502-06	2	Swivel Elbow, 45°, 1/2"-18 Male JIC To Female
16	---	-	See "Row Marker Sequencing/Flow Control Valve" on page P83
17	G6801-08 GR1037	2 -	Elbow W/O-Ring, 90°, 3/4"-16 Male JIC To O-Ring O-Ring
18	*A3211	1	Hose Assembly, 3/8" x 66", W/Interplant Package
19	*A1020	1	Hose Assembly, 3/8" x 48", W/Interplant Package
20	---	-	See "Row Marker Cylinder. 4 Row 30"/36"/38" and 6 Row 30" on page P79
21	G6801-06-08 GR1037	4 -	Elbow W/O-Ring, 90°, 1/2"-18 Male JIC To 3/4"-16 O-Ring O-Ring
22	*A1102 *A1171	2 -	Hose Assembly, 1/4" x 95", 4 Row 30" Hose Assembly, 1/4" x 108", 4 Row 36"/38"
23	*A1170 *A1150	2 -	Hose Assembly, 1/4" x 90", 4 Row 30" Hose Assembly, 1/4" x 103", 4 Row 36"/38"
24	*A1076	1	Hose Assembly, 3/8" x 30", W/Interplant Package
25	*A1182 *A1177	- -	Hose Assembly, 1/4" x 30", W/Double Frame Package Hose Assembly, 1/4" x 24", W/Hitch Extensions
26	*A3142 *A3147	- -	Hose Assembly, 3/8" x 30", W/Double Frame Package Hose Assembly, 3/8" x 24", W/Hitch Extensions
27	G2403-08	2	Union, 3/4"-16 Male JIC
28	*A1173	2	Hose Assembly, 1/4" x 100"
29	---	-	See "Interplant Lift Cylinder" on page P81
30	*A1179	2	Hose Assembly, 1/4" x 56", W/Interplant Package
31	*A1182	1	Hose Assembly, 1/4" x 30", W/Double Frame Package
32	*A1153	1	Hose Assembly, 1/4" x 56", W/Interplant Package
33	G2403-06	1	Union, 1/2"-18 Male JIC, W/Interplant Package
34	G2403-08	1	Union, 3/4"-16 Male JIC, W/Interplant Package

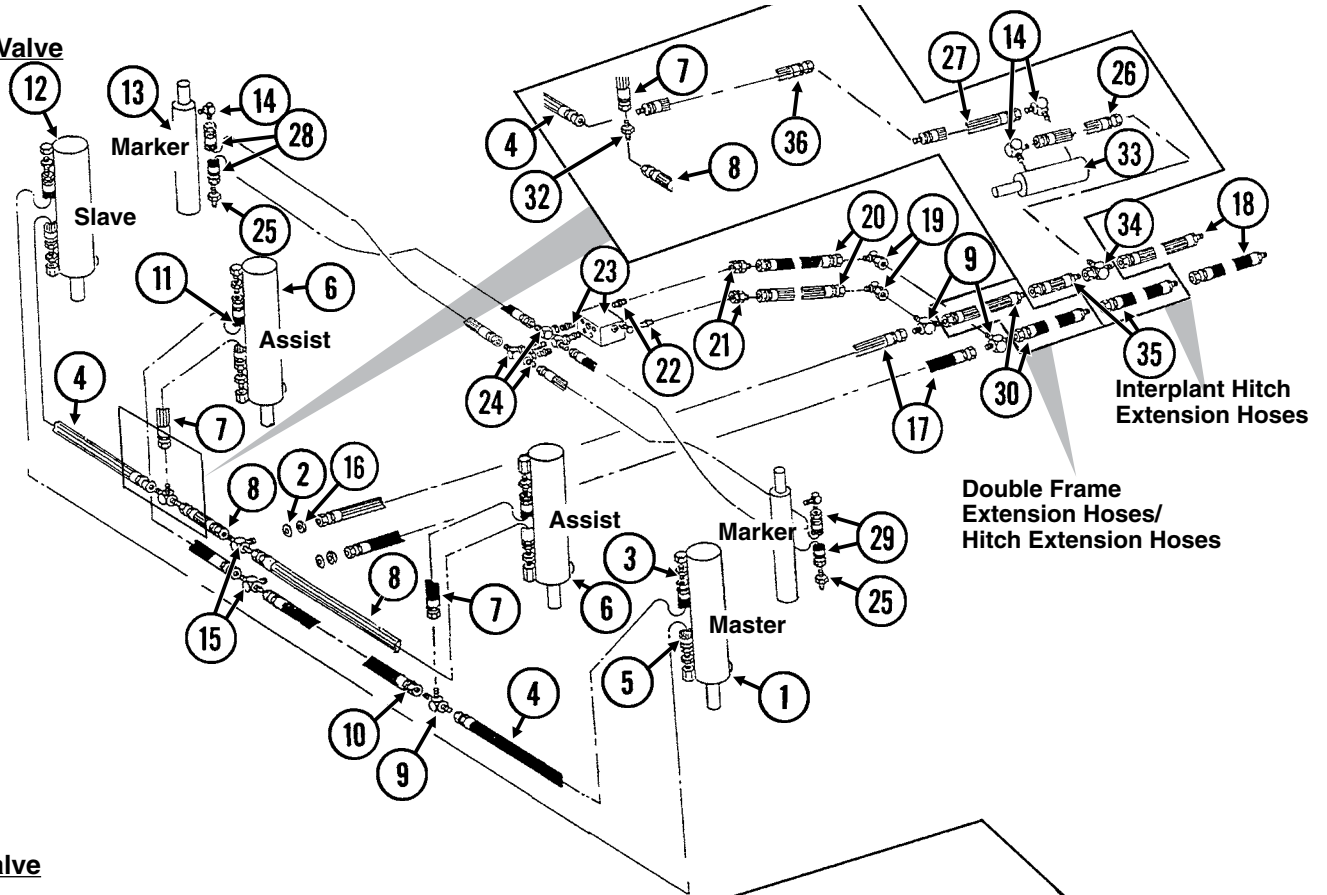
* Hydraulic hose is not stocked by Kinze Repair Parts.



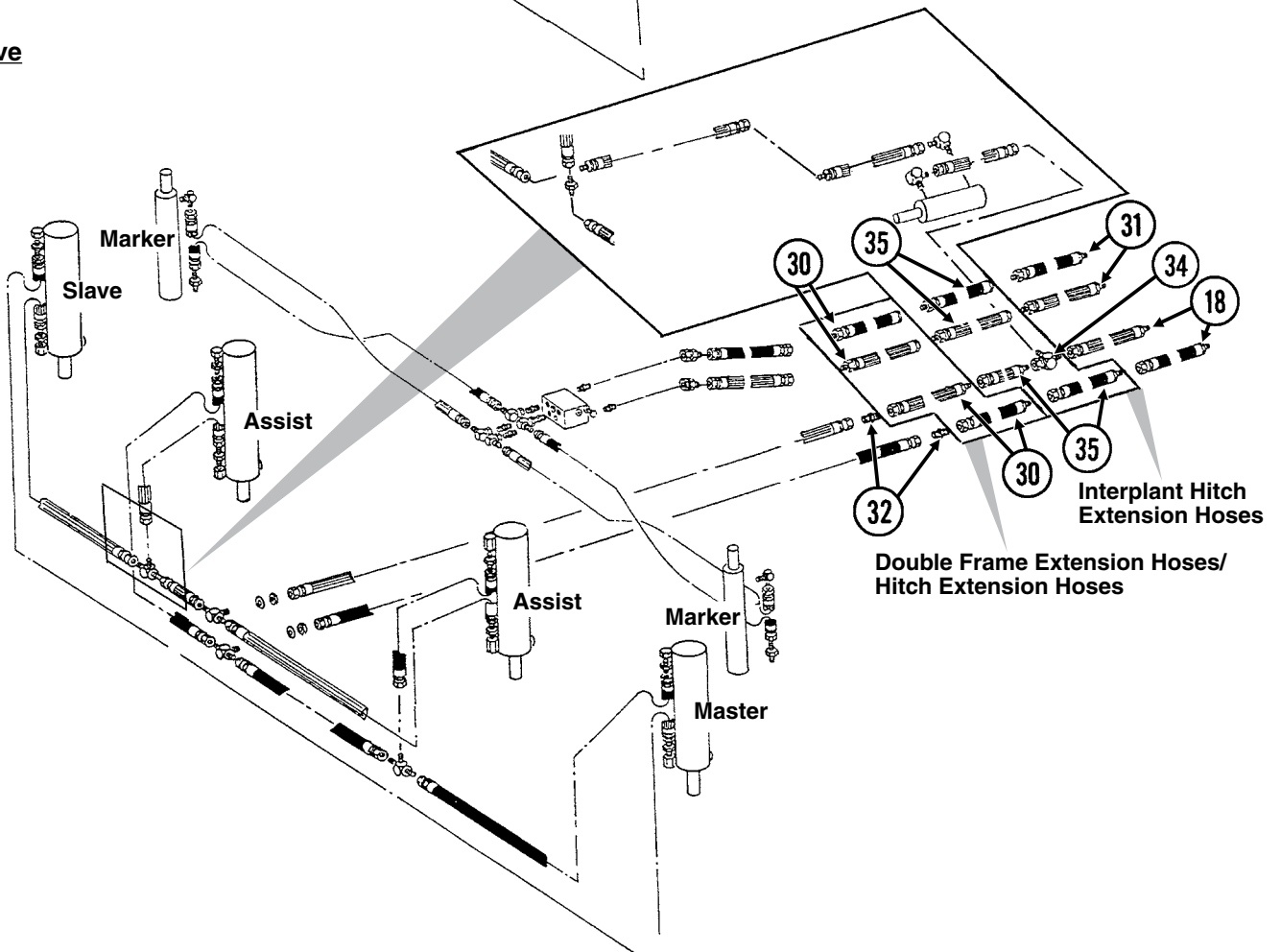
ITEM	PART NO.	QTY.	DESCRIPTION
1	---	-	See "Master Lift Cylinder" on page P76
2	G10215	2	Machine Bushing, 3/4", 14 Gauge
3	G6400-08 GR1037	8 -	Connector W/O-Ring, 3/4"-16 Male JIC To O-Ring O-Ring
4	*A1018	2	Hose Assembly, 3/8" x 40"
5	*A3115	1	Hose Assembly, 3/8" x 146"
6	---	-	See "Lift Assist Cylinder, 6 Row 30"/"36"/"38" and 8 Row 30" on page P78
7	*A1000	2	Hose Assembly, 3/8" x 15"
8	*A3119	1	Hose Assembly, 3/8" x 36"
9	G2603-08	2	Tee, 3/4"-16 Male JIC
10	*A1086	1	Hose Assembly, 3/8" x 28"
11	*A1019	1	Hose Assembly, 3/8" x 44"
12	---	-	See "Slave Lift Cylinder" on page P77
13	---	-	See "Row Marker Cylinder, 4 Row 30"/"36"/"38" and 6 Row 30" on page P79
14	G6801-06-08 GR1037	4 -	Elbow W/O-Ring, 90°, 9/16"-18 Male JIC To 3/4"-16 O-Ring O-Ring
15	G2703-08	2	Bulkhead Tee, 3/4"-16 Male JIC
16	G306-08	2	Lock Nut, 3/4"-16
17	*A1076	2	Hose Assembly, 3/8" x 30"
18	*A3135	2	Hose Assembly, 3/8" x 100"
19	G2603-08-08-06	2	Tee, 3/4"-16 Male JIC To 9/16"-18 JIC
20	G6500-06	2	Swivel Elbow, 90°, 9/16"-18 Male JIC To Female
21	*A1138	2	Hose Assembly, 1/4" x 29"
22	G6502-06	2	Swivel Elbow, 45°, 9/16"-18 Male JIC To Female
23	---	-	See "Row Marker Sequencing/Flow Control Valve" on page P83
24	G2403-08	1	Union, 3/4"-16 Male JIC
25	G6602-08	1	Swivel Tee, 3/4"-16 JIC
26	*A3208	1	Hose Assembly, 3/8" x 140", W/Interplant Package
27	*A1168	2	Hose Assembly, 1/4" x 120"
28	*A1105	2	Hose Assembly, 1/4" x 125"
29	*A1182	-	Hose Assembly, 1/4" x 30", W/Double Frame Package
	*A1177	-	Hose Assembly, 1/4" x 24", W/Hitch Extensions
30	*A3142	-	Hose Assembly, 3/8" x 30", W/Double Frame Package
	*A3147	-	Hose Assembly, 3/8" x 24", W/Hitch Extensions
31	*A1173	2	Hose Assembly, 1/4" x 100"
32	---	-	See "Interplant Lift Cylinder" on page P81
33	G6801-08 GR1037	2 -	Elbow W/O-Ring, 90°, 3/4"-16 Male JIC To O-Ring O-Ring
34	*A1076	1	Hose Assembly, 3/8" x 30", W/Interplant Package
35	*A3150	2	Hose Assembly, 3/8" x 56", W/Interplant Package
36	*A1179	2	Hose Assembly, 1/4" x 56", W/Interplant Package
37	*A3142	1	Hose Assembly, 3/8" x 30", W/Interplant Package (Double Frame Only)
38	*A3175	1	Hose Assembly, 3/8" x 38"

* Hydraulic hose is not stocked by Kinze Repair Parts.

Single Valve



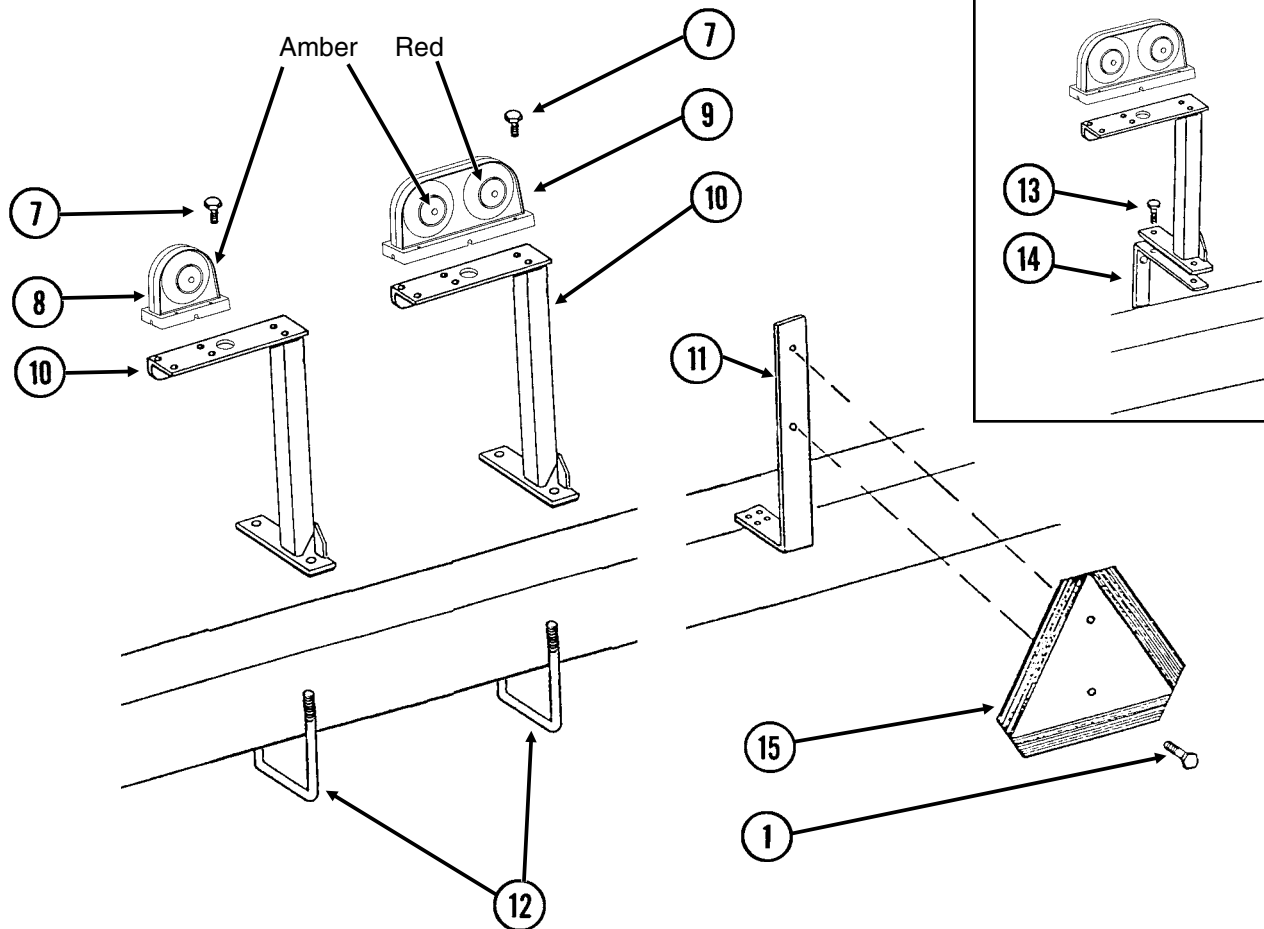
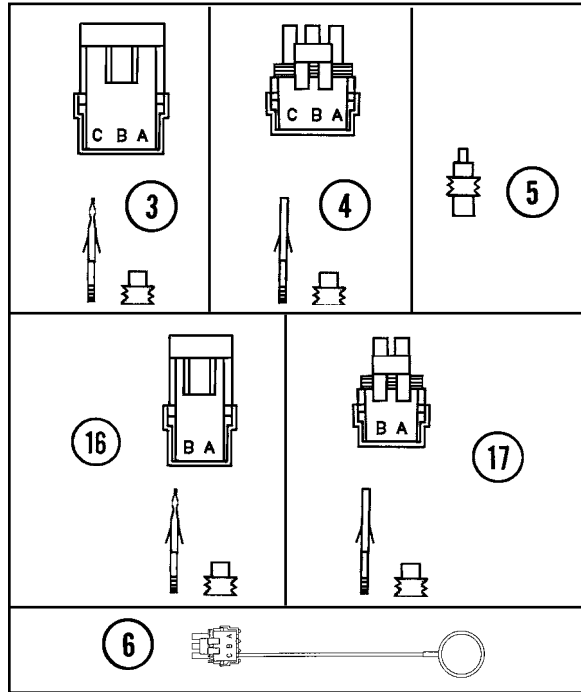
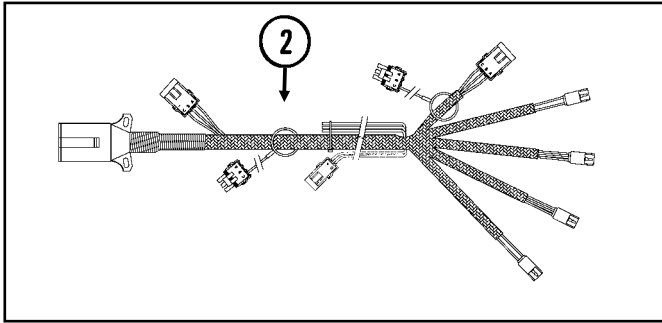
Dual Valve



ITEM	PART NO.	QTY.	DESCRIPTION
1	---	-	See "Master Lift Cylinder" on page P76
2	G10215	2	Machine Bushing, 3/4", 14 Gauge
3	G6400-08 GR1037	8 -	Connector W/O-Ring, 3/4"-16 Male JIC To O-Ring O-Ring
4	*A1020 *A1018	2 -	Hose Assembly, 3/8" x 48", 6 Row 36"/38" Hose Assembly, 3/8" x 40", 8 Row 30"
5	*A3132 *A1054	1 -	Hose Assembly, 3/8" x 178", 6 Row 36"/38" Hose Assembly, 3/8" x 204", 8 Row 30"
6	---	-	See "Lift Assist Cylinder, 6 Row 30"/36"/38" and 8 Row 30" on page P78
7	*A1000	2	Hose Assembly, 3/8" x 15"
8	*A1019 *A1055	2 -	Hose Assembly, 3/8" x 44", 6 Row 36"/38" Hose Assembly, 3/8" x 66", 8 Row 30"
9	G2603-08	2	Tee, 3/4"-16 Male JIC
10	*A1044 *A1021	1 -	Hose Assembly, 3/8" x 34", 6 Row 36"/38" Hose Assembly, 3/8" x 56", 8 Row 30"
11	*A3128 *A1039	1 -	Hose Assembly, 3/8" x 52", 6 Row 36"/38" Hose Assembly, 3/8" x 76", 8 Row 30"
12	---	-	See "Slave Lift Cylinder" on page P77
13	---	-	See "Row Marker Cylinder, 6 Row 36"/38" and 8 Row 30" on page P80
14	G6801-08 GR1037	2 -	Elbow W/O-Ring, 90°, 3/4"-16 Male JIC To O-Ring O-Ring
15	G2703-08	2	Bulkhead Tee, 3/4"-16 Male JIC
16	G306-08	2	Lock Nut, 3/4"-16
17	*A1076	2	Hose Assembly, 3/8" x 30"
18	*A3135	2	Hose Assembly, 3/8" x 100"
19	G6500-08	2	Swivel Elbow, 90°, 3/4"-16 Male JIC To Female
20	*A1079	2	Hose Assembly, 3/8" x 24"
21	G6502-08	2	Swivel Elbow, 45°, 3/4"-16 Male JIC To Female
22	G6400-08-06 GR1045	2 -	Connector W/O-Ring, 3/4"-16 Male JIC To 1/2"-18 O-Ring O-Ring
23	---	-	See "Row Marker Sequencing/Flow Control Valve" on page P83
24	G6500-08-06	2	Swivel Elbow, 90°, 3/4"-16 Male JIC To 1/2"-18 Female
25	G6400-08 GR1037 G6400-08-04 GR1465	2 - - -	Connector W/O-Ring, 3/4"-16 Male JIC To O-Ring O-Ring Connector W/O-Ring, 3/4"-16 Male JIC To 7/16"-20 O-Ring O-Ring
26	*A1076	1	Hose Assembly, 3/8" x 30", W/Interplant Package
27	*A3208 *A3209	1 1	Hose Assembly, 3/8" x 140", W/Interplant Package, 6 Row 36"/38" Hose Assembly, 3/8" x 170", W/Interplant Package, 8 Row 30"
28	*A1013 *A1090	2 -	Hose Assembly, 3/8" x 150", 6 Row 36"/38" Hose Assembly, 3/8" x 162", 8 Row 30"
29	*A3137 *A3114	2 -	Hose Assembly, 3/8" x 140", 6 Row 36"/38" Hose Assembly, 3/8" x 156", 8 Row 30"
30	*A3142 *A3147	- -	Hose Assembly, 3/8" x 30", W/Double Frame Package Hose Assembly, 3/8" x 24", W/Hitch Extensions
31	*A3143	2	Hose Assembly, 3/8" x 100"
32	G2403-08	-	Union, 3/4"-16 Male JIC
33	---	-	See "Interplant Lift Cylinder" on page P81
34	G6602-08	1	Swivel Tee, 3/4"-16 JIC
35	*A3150	2-4	Hose Assembly, 3/8" x 56", W/Interplant Package
36	*A3142	1	Hose Assembly, 3/8" x 30", W/Interplant Package (Double Frame Only)

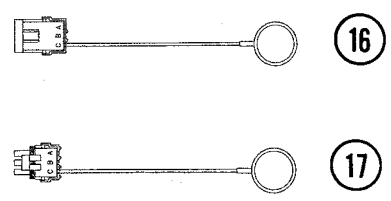
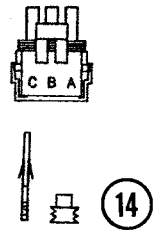
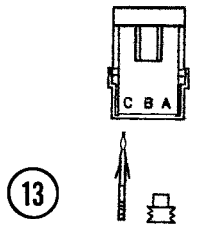
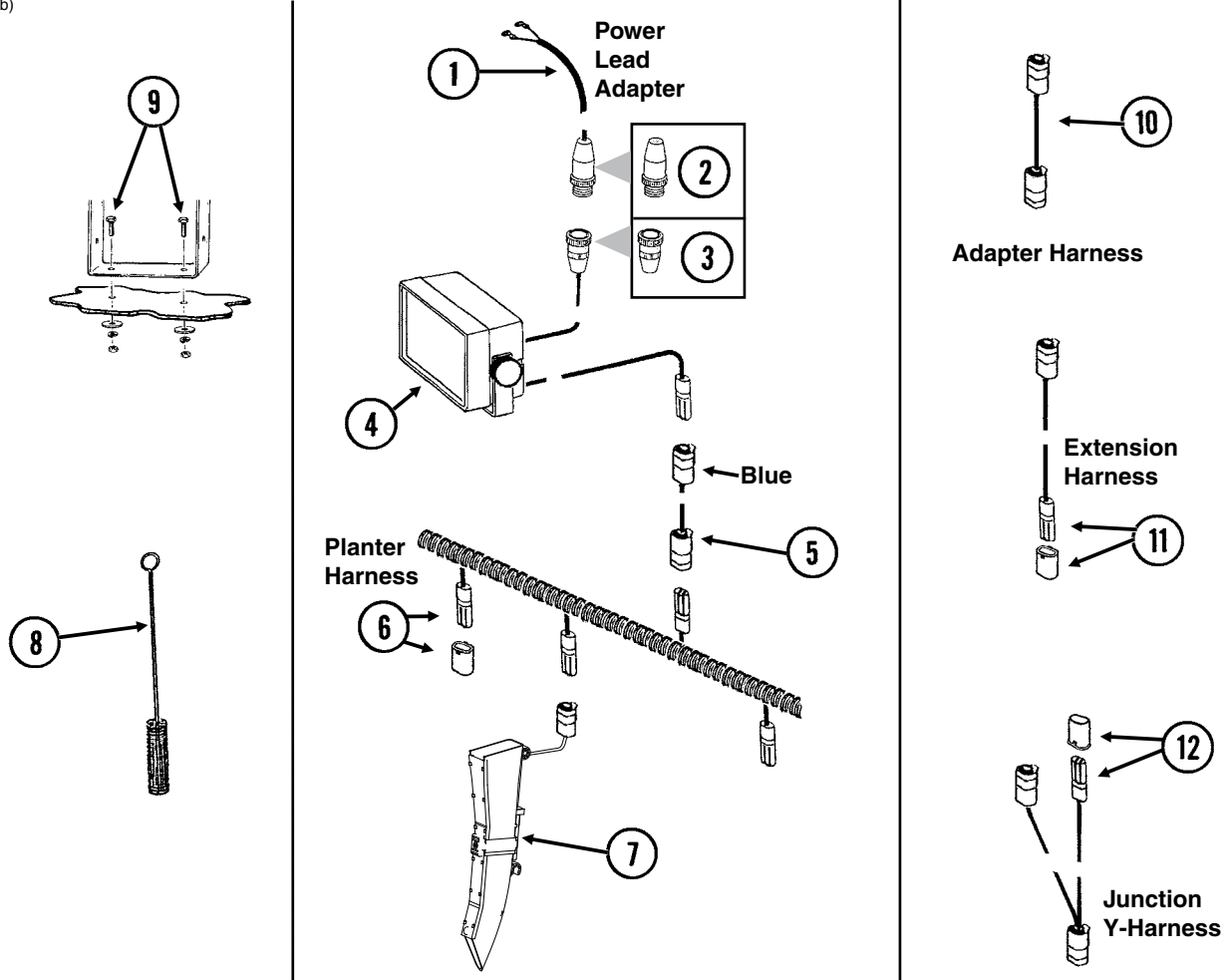
* Hydraulic hose is not stocked by Kinze Repair Parts.

PFA052/PFA055(ELC9/A9206a/MTR27a/ELC8/PT49f)



ITEM	PART NO.	QTY.	DESCRIPTION
1	G10023	2	Hex Head Cap Screw, ¼"-20 x ¾"
	G10110	2	Lock Nut, ¼"-20, Grade B
2	GA9207	-	Wiring Harness W/7 Terminal Female Connector, 329", 4 Row 30"/36"/38"" and 6 Row 30" (4 Light Connections)
	GA9206	-	Wiring Harness W/7 Terminal Female Connector, 396", 6 Row 36"/38" and 8 Row 30" (4 Light Connections)
	GA5385	-	7 Terminal Female Connector
3	G1K248	-	3-Pin Female Connector Kit (Black), Includes: (3) 3-Pin Female Housings, (9) Pin Contacts, (9) Seals
4	G1K252	-	3-Pin Male Connector Kit (Black), Includes: (3) 3-Pin Male Housings, (9) Socket Contacts, (9) Seals
5	GD11089	-	Sealing Plug
6	GA8047	-	Dust Plug (Black)
7	G10064	8-16	Hex Head Cap Screw, ¼"-20 x 1"
	G11385	8-16	Flat Washer, ¼" SAE
	G10110	8-16	Lock Nut, ¼"-20, Grade B
8	GA6701	1	Single Amber Light Assembly
	GR1956	-	Amber Lens Kit, Includes: (1) Amber Lens, (1) Gasket, and (3) Hex Head Cap Screws (Included W/GA6701)
	GR1208	-	Bulb (Included W/GA6701)
9	GA6699	1	Double Light Assembly
	GA6700	1	Double Light Assembly (Shown)
	GR1956	-	Amber Lens Kit, Includes: (1) Amber Lens, (1) Gasket, and (3) Hex Head Cap Screws (Included W/GA6699 or GA6700)
	GR1957	-	Red Lens Kit, Includes: (1) Red Lens, (1) Gasket, and (3) Hex Head Cap Screws (Included W/GA6699 or GA6700)
	GR1958	-	Black Cover Kit, Includes: (1) Black Cover, (1) Gasket, and (3) Hex Head Cap Screws (Included W/GA6699 or GA6700)
	GR1208	-	Bulb
10	GA6823	1	Bracket, L.H. (Shown)
	GA6824	1	Bracket, R.H.
11	GD7152	1	Bracket
12	GD7145	2-4	U-Bolt, 7" x 7" x ½"-13
	G10228	4-8	Lock Washer, ½"
	G10102	4-8	Hex Nut, ½"-13
13	G10039	-	Hex Head Cap Screw, ½"-13 x 1¾"
	G10228	-	Lock Washer, ½"
	G10102	-	Hex Nut, ½"-13
14	GD8304	-	Bracket (Used To Mount Light Bracket When HD Single Disc Fertilizer Openers Are Used)
15	GD2199	1	SMV Sign
16	G1K321	-	2-Pin Female Connector Kit (Black), Includes: (3) 2-Pin Female Housings, (6) Pin Contacts, (6) Seals
17	G1K320	-	2-Pin Male Connector Kit (Black), Includes: (3) 2-Pin Male Housings, (6) Socket Contacts, (6) Seals

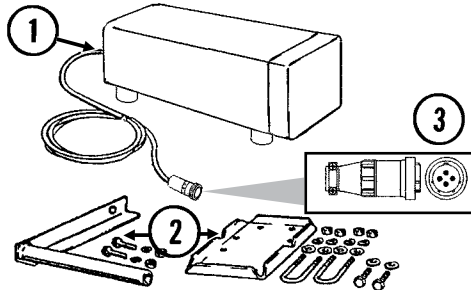
(MTR46b)



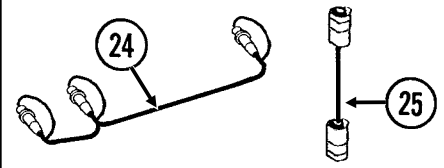
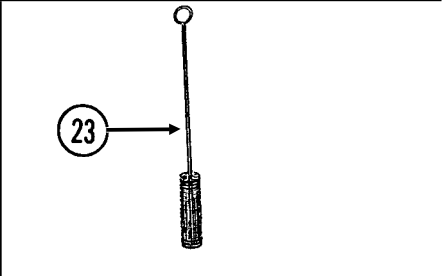
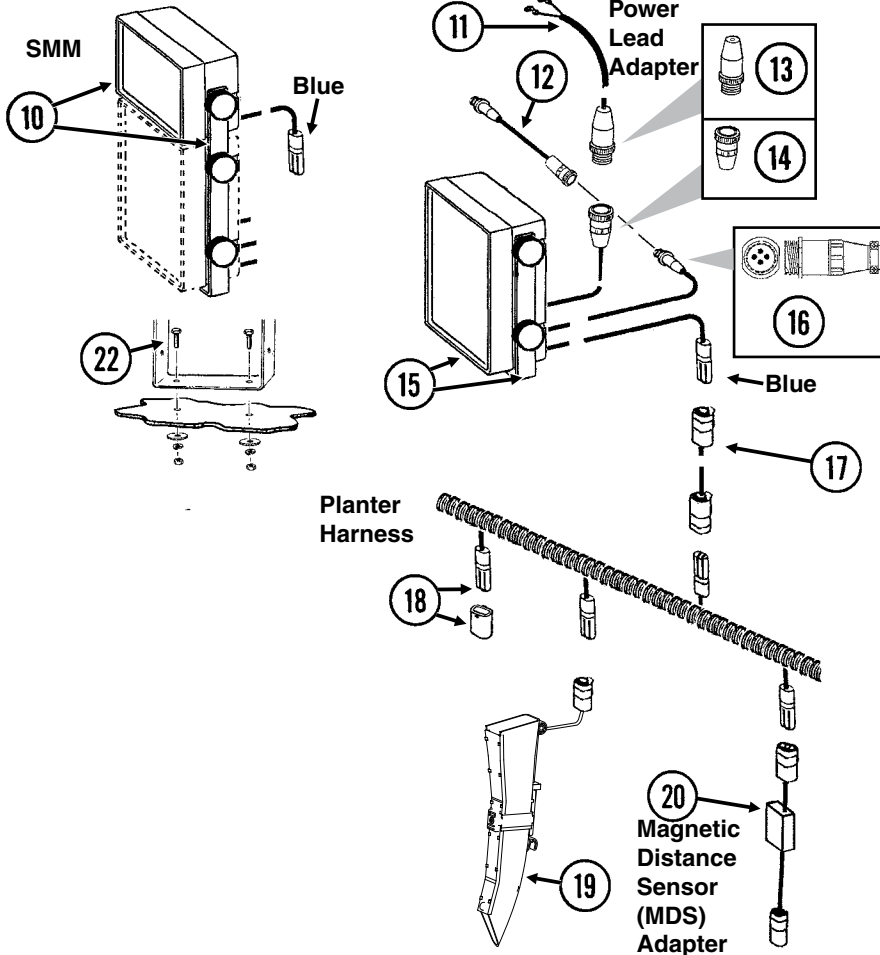
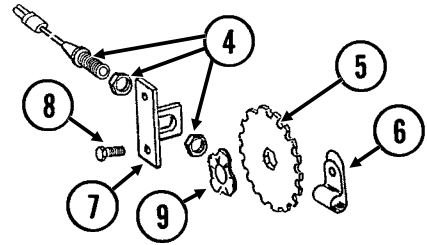
ITEM	PART NO.	QTY.	DESCRIPTION
1	GA7856	1	Power Lead Adapter
2	G1K267	-	Power Lead Adapter Connector Kit, Includes: (1) Cable Clamp, (1) 3-Pin Connector, (3) Male Terminal Pins
3	G1K268	-	Console Cable Connector Kit, Includes: (1) Cable Clamp, (1) 3-Pin Connector, (1) Lock Ring, (3) Female Terminal Pins
4	GA10570	1	KPM I Backlit Console W/Mounting Bracket, Fuse Holder and Fuse, Power Lead Adapter (Item 11), Brush (Item 23) and Dust Plug (Item 34)
	GR1390	-	Mounting Bracket, KPM I (Included W/GA10570)
	GR1392	-	Console Mounting Bracket Hardware Package (Includes 2 Knobs and 1/4" Hardware) (Included W/GA10570)
	GA10601	-	Fuse Holder
	GD7639	-	Fuse
5	---	-	Included In Planter Wiring Harness, See Item 2, on page P91
6	GA8021	-	Planter Harness W/Dust Caps, 4 Row (7 Connectors)
	GA8022	-	Planter Harness W/Dust Caps, 6 Row (9 Connectors)
	GA7850	-	Planter Harness W/Dust Caps, 8 Row (12 Connectors)
	GB1090	-	Dust Cap (Included W/GA8021, GA8022, or GA7850)
7	GA21515	-	Seed Tube W/Computerized Sensor (Shown)
	GA20902	-	Seed Tube (With Holes For Sensor Installation) (Included W/GA21515)
8	GR0594	-	Brush
9	G10022	2	Hex Head Cap Screw, 1/4"-20 x 1/2"
	G11385	2	Flat Washer, 1/4" SAE
	G10227	2	Lock Washer, 1/4"
	G10103	2	Hex Nut, 1/4"-20
10	GA7857	-	Adapter Harness, 1'
11	GA7854	-	Extension Harness W/Dust Cap, 15'
	GA7855	-	Extension Harness W/Dust Cap, 30'
	GB1090	-	Dust Cap (Included W/GA7854 or GA7855)
12	GA7853	-	Junction Y-Harness W/Dust Cap
	GB1090	-	Dust Cap (Included W/GA7853)
13	G1K248	-	3-Pin Female Connector Kit (Black), Includes: (3) 3-Pin Female Housings, (9) Pin Contacts, (9) Seals
	G1K362	-	3-Pin Female Connector Kit (Blue), Includes: (3) 3-Pin Female Housings, (9) Pin Contacts, (9) Seals
14	G1K252	-	3-Pin Male Connector Kit (Black), Includes: (3) 3-Pin Male Housings, (9) Socket Contacts, (9) Seals
	G1K363	-	3-Pin Male Connector Kit (Blue), Includes: (3) 3-Pin Male Housings, (9) Socket Contacts, (9) Seals
15	GD11089	-	Sealing Plug
16	GA8046	-	Dust Plug (Black)
	GA9978	-	Dust Plug (Blue)
17	GA8047	-	Dust Plug (Black)
	GA9979	-	Dust Plug (Blue)

(MTR46d/A10901a)


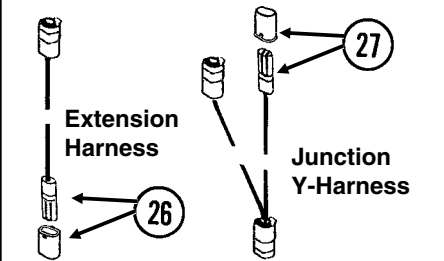
Radars Distance Sensor



Magnetic Distance Sensor (MDS)



Radars Y-Cable Adapter Harness



Acre Counter Switch Kit



32

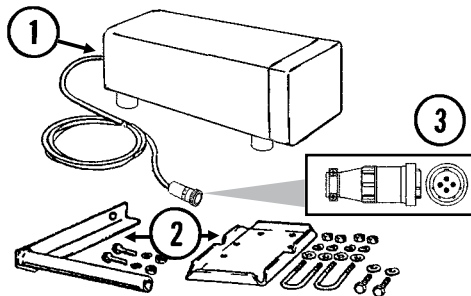


ITEM	PART NO.	QTY.	DESCRIPTION
1	GA7858	-	Radars Distance Sensor W/20' Cable
2	GA8026	-	Radars Sensor Pipe/Mounting Bracket Package
3	G1K323	-	4-Pin Connector Kit W/Female Housing, Includes: (4) Pins and (1) Cable Clamp
4	GA5600	1	Magnetic Distance Sensor
5	GD8751	-	Magnetic Distance Sensor Pulse Wheel
6	GD6291	-	Insulated Clamp, 3/8"
7	GD8770	1	Bracket

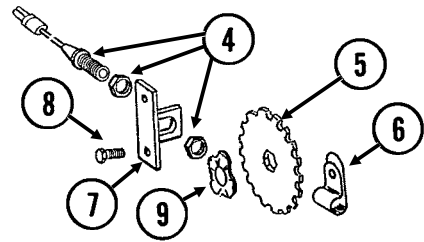
ITEM	PART NO.	QTY.	DESCRIPTION
8	G10001	2	Hex Head Cap Screw, 3/8"-16 x 1"
	G10229	2	Lock Washer, 3/8"
	G10101	2	Hex Nut, 3/8"-16
9	GD8771	1	Spring Wave Washer
10	GA9857	1	SMM Backlit Console W/Mounting Bracket and Dust Plug (Item 36)
	GR1631	-	Mounting Bracket, KPM II Stack-Mode and SMM Consoles (Included W/GA9857)
	GR1632	-	Console Mounting Bracket Hardware Package (Includes 2 Knobs and 1/4" Hardware) (Included W/GA9857)
11	GA7856	1	Power Lead Adapter
12	GA9144	-	Monitor/Radar Adapter Cable, 10"
13	G1K267	-	Power Lead Adapter Connector Kit, Includes: (1) Cable Clamp, (1) 3-Pin Connector, (3) Male Terminal Pins
14	G1K268	-	Console Cable Connector Kit, Includes: (1) Cable Clamp, (1) 3-Pin Connector, (1) Lock Ring, (3) Female Terminal Pins
15	GA10575	-	KPM II Backlit Console W/Mounting Bracket, Fuse Holder and Fuse, Power Lead Adapter (Item 11), Brush (Item 23), Dust Plug (Item 34) and Monitor/Radar Adapter, 10" (Item 12)
	GR1391	-	Mounting Bracket, KPM II (Included W/GA10575)
	GR1393	-	Console Mounting Bracket Hardware Package (Includes 4 Knobs and 1/4" Hardware) (Included W/GA10575)
	GA10601	-	Fuse Holder
	GD7639	-	Fuse
16	G1K322	-	4-Pin Connector Kit W/Male Housing, (4) Female Socket Contacts and (1) Cable Clamp
17	---	-	Included In Planter Wiring Harness, See Item 2, on page P91
18	GA8021	-	Planter Harness W/Dust Caps, 4 Row (7 Connectors)
	GA8022	-	Planter Harness W/Dust Caps, 6 Row (9 Connectors)
	GA7850	-	Planter Harness W/Dust Caps, 8 Row (12 Connectors)
	GB1090	-	Dust Cap (Included W/GA8021, GA8022, and GA7850)
19	GA21515	-	Seed Tube W/Computerized Sensor
	GA20902	-	Seed Tube (With Holes For Sensor Installation) (Included W/GA20902)
20	GA7859	1	Magnetic Distance Sensor Adapter (Analog To Digital)
21	GA8047	-	Dust Plug (Black)
	GA9979	-	Dust Plug (Blue)
22	G10022	2	Hex Head Cap Screw, 1/4"-20 x 1/2"
	G11385	2	Flat Washer, 1/4" SAE
	G10227	2	Lock Washer, 1/4"
	G10103	2	Hex Nut, 1/4"-20
23	GR0594	-	Brush
24	GR0586	1	Radar Y-Cable (Used To Connect Radar Distance Sensor For Multiple Functions)
25	GA7857	-	Adapter Harness, 1'
26	GA7854	-	Extension Harness W/Dust Cap, 15'
	GA7855	-	Extension Harness W/Dust Cap, 30'
	GB1090	-	Dust Cap (Included W/GA7854, and GA7855)
27	GA7853	-	Junction Y-Harness W/Dust Cap
	GB1090	-	Dust Cap (Included W/GA7853)
28	G1K321	-	2-Pin Female Connector Kit (Black), Includes: (3) 2-Pin Female Housings, (6) Pin Contacts, (6) Seals
29	G1K320	-	2-Pin Male Connector Kit (Black), Includes: (3) 2-Pin Male Housings, (6) Socket Contacts, (6) Seals
30	G1K248	-	3-Pin Female Connector Kit (Black), Includes: (3) 3-Pin Female Housings, (9) Pin Contacts, (9) Seals
	G1K362	-	3-Pin Female Connector Kit (Blue), Includes: (3) 3-Pin Female Housings, (9) Pin Contacts, (9) Seals
31	G1K252	-	3-Pin Male Connector Kit (Black), Includes: (3) 3-Pin Male Housings, (9) Socket Contacts, (9) Seals
	G1K363	-	3-Pin Male Connector Kit (Blue), Includes: (3) 3-Pin Male Housings, (9) Socket Contacts, (9) Seals
32	GD11089	-	Sealing Plug
33	G1K249	-	Acre Counter Switch Kit
34	GA8046	-	Dust Plug (Black)
	GA9978	-	Dust Plug (Blue)
A	GA6147	-	Magnetic Distance Sensor and Mounting Package (Items 4-9)

(MTR46dd)

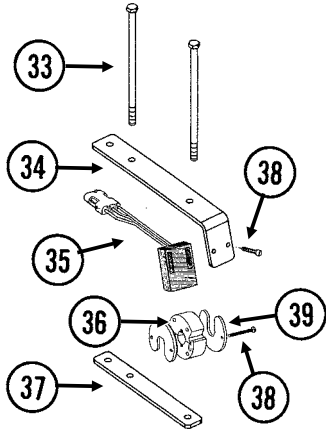
Radar Distance Sensor



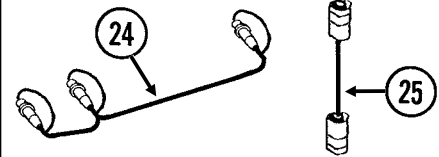
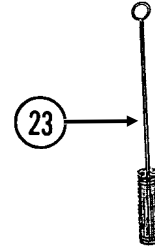
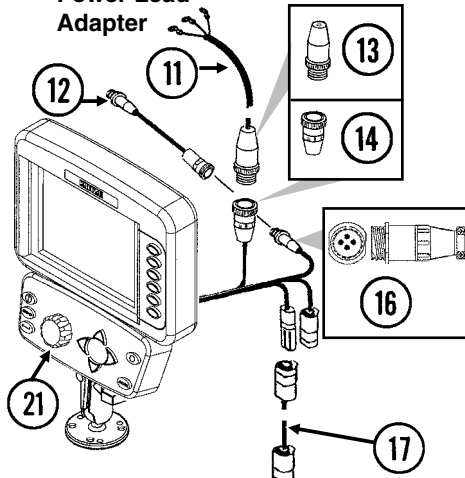
Magnetic Distance Sensor (MDS)



Shaft Rotation Sensor

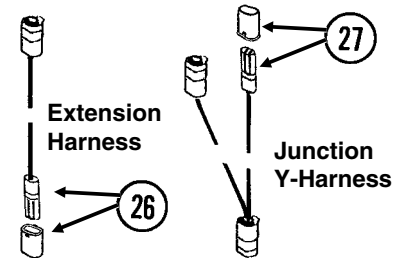


Power Lead Adapter

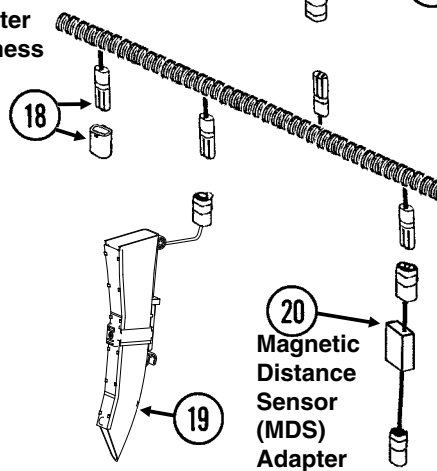


Radar Y-Cable

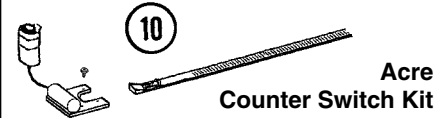
Adapter Harness



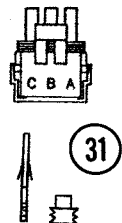
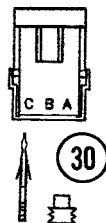
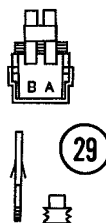
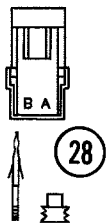
Planter Harness




Magnetic Distance Sensor (MDS) Adapter




Acre Counter Switch Kit



32



15



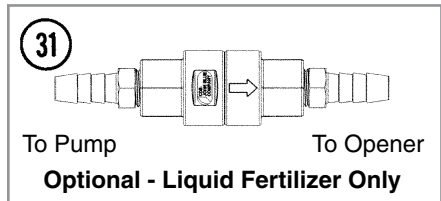
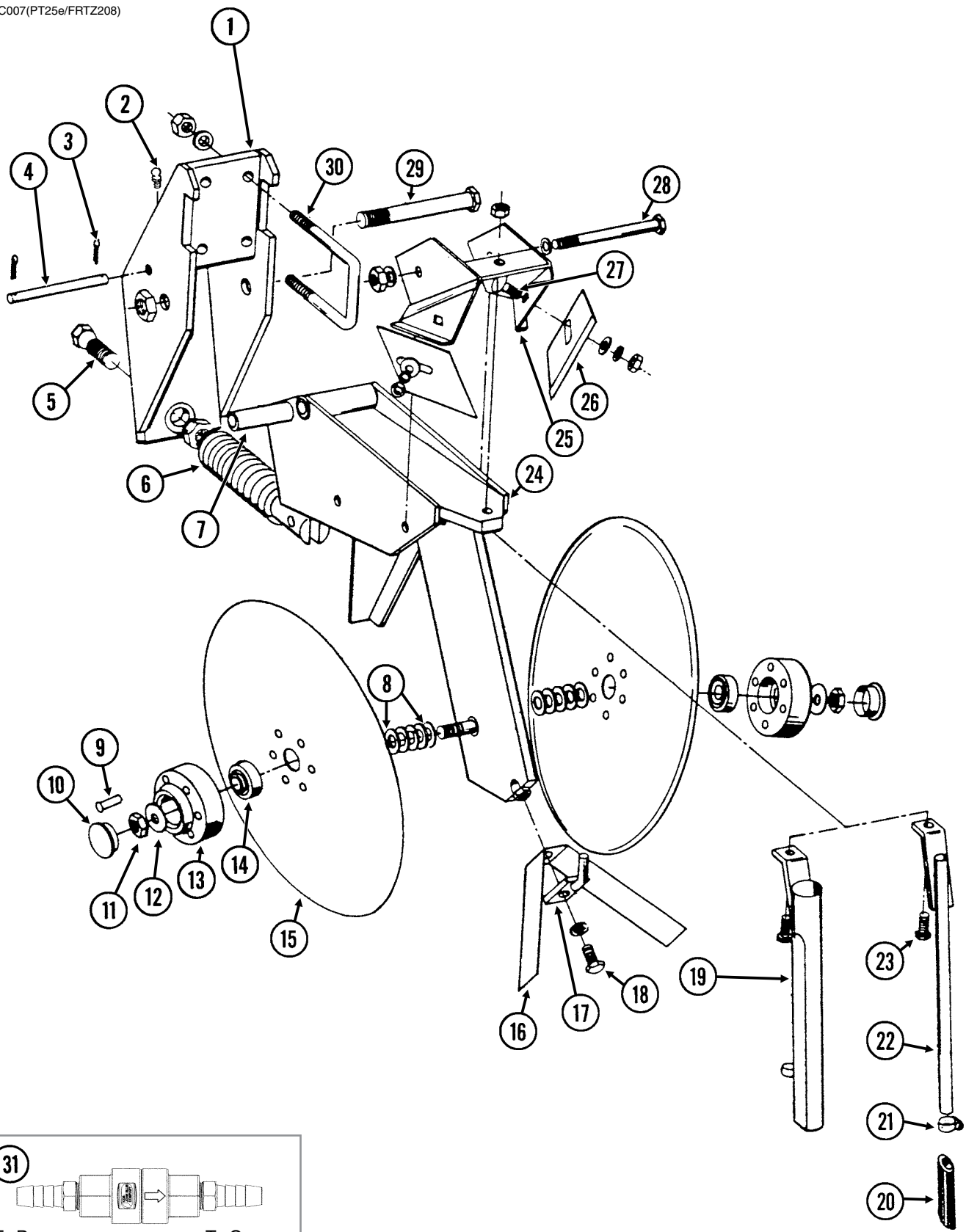
22

ITEM	PART NO.	QTY.	DESCRIPTION
1	GA7858	-	Radar Distance Sensor W/20' Cable
2	GA8026	-	Radar Sensor Pipe/Mounting Bracket Package
3	G1K323	-	4-Pin Connector Kit W/Female Housing, Includes: (4) Pins and (1) Cable Clamp
4	GA5600	1	Magnetic Distance Sensor
5	GD8751	-	Magnetic Distance Sensor Pulse Wheel
6	GD13348	-	Insulated Clamp, 1 ¹ / ₁₆ "
7	GD8770	1	Bracket
8	G10001	2	Hex Head Cap Screw, 3/8"-16 x 1"
	G10229	2	Lock Washer, 3/8"
	G10101	2	Hex Nut, 3/8"-16
9	GD8771	1	Spring Wave Washer
10	G1K249	-	Acre Counter Switch Kit
11	GA7856	1	Power Lead Adapter
12	GA9144	-	Monitor/Radar Adapter Cable, 10"
13	G1K267	-	Power Lead Adapter Connector Kit, Includes: (1) Cable Clamp, (1) 3-Pin Connector, (3) Male Terminal Pins
14	G1K268	-	Console Cable Connector Kit, Includes: (1) Cable Clamp, (1) 3-Pin Connector, (1) Lock Ring, (3) Female Terminal Pins
15	GA8046	-	Dust Plug (Black)
	GA9978	-	Dust Plug (Blue)
16	G1K322	-	4-Pin Connector Kit W/Male Housing, (4) Female Socket Contacts and (1) Cable Clamp
17	---	-	Included In Planter Wiring Harness, See Item 2, on page P91
18	GA8021	-	Planter Harness W/Dust Caps, 4 Row (7 Connectors)
	GA8022	-	Planter Harness W/Dust Caps, 6 Row (9 Connectors) (6 Row Mechanical)
	GA7850	-	Planter Harness W/Dust Caps, 8 Row (12 Connectors) (6 Row Vacuum, 8 Row Mechanical/Vacuum)
	GB1090	-	Dust Cap (Included W/GA8021, GA8022, and GA7850)
19	GA21515	-	Seed Tube W/Computerized Sensor
	GA20902	-	Seed Tube (With Holes For Sensor Installation) (Included W/GA21515)
20	GA7859	1	Magnetic Distance Sensor Adapter (Analog To Digital)
21	G8647x	1	KPM III Backlit Console W/Brush (Item 23), Dust Plug (Item 15), Console Mounting Bracket Hardware and Power Harness
	GA12403	-	Mounting Bracket Assembly, Includes: (2) Mounting Brackets, (2) Connector Halves, (1) Compression Spring, (1) Tension Knob, (1) 1/4"-20 x 1 3/4" Hex Head Cap Screw, (1) 1/4" Plastic Washer, (1) 1/4" Steel Washer
	GR1762	-	Console Mounting Bracket Hardware Package, Includes: (3) No. 10-32 x 5/8" Hex Socket Pan Head Plated Screw, (3) 1/4" Plated Lock Washers (Included W/G8647X)
	GA16082	-	Power Harness (Included W/G8647X)
22	GA8047	-	Dust Plug (Black)
	GA9979	-	Dust Plug (Blue)
23	GR0594	-	Brush
24	GR0586	1	Radar Y-Cable (Used To Connect Radar Distance Sensor For Multiple
25	GA7857	-	Adapter Harness, 1'
26	GA7854	-	Extension Harness W/Dust Cap, 15'
	GA7855	-	Extension Harness W/Dust Cap, 30'
	GB1090	-	Dust Cap (Included W/GA7854 and GA7855)
27	GA7853	-	Junction Y-Harness W/Dust Cap
	GB1090	-	Dust Cap (Included W/GA7853)
28	G1K321	-	2-Pin Female Connector Kit (Black), Includes: (3) 2-Pin Female Housings, (6) Pin Contacts, (6) Seals
29	G1K320	-	2-Pin Male Connector Kit (Black), Includes: (3) 2-Pin Male Housings, (6) Socket Contacts, (6) Seals

ITEM	PART NO.	QTY.	DESCRIPTION
30	G1K248	-	3-Pin Female Connector Kit (Black), Includes: (3) 3-Pin Female Housings, (9) Pin Contacts, (9) Seals
	G1K362	-	3-Pin Female Connector Kit (Blue), Includes: (3) 3-Pin Female Housings, (9) Pin Contacts, (9) Seals
31	G1K252	-	3-Pin Male Connector Kit (Black), Includes: (3) 3-Pin Male Housings, (9) Pin Contacts, (9) Seals
	G1K363	-	3-Pin Male Connector Kit (Blue), Includes: (3) 3-Pin Male Housings, (9) Pin Contacts, (9) Seals
32	GD11089	-	Sealing Plug
33	G10686	4	Hex Head Cap Screw, 3/8"-16 x 8"
	G10229	2	Lock Washer, 3/8"
	G10101	2	Hex Nut, 3/8"-16
34	GD18118	2	Shaft Sensor Mount
35	GR1415	1	Rotation Sensor
36	GR1414	1	Actuator
37	GD18168	2	Mount
38	G11960	8	Phillips Pan Head Machine Screw, No. 8-32 x 1 1/2", Stainless Steel
	G11961	8	Flat Washer, No. 8
	G11202	8	Lock Nut W/Nylon Insert, No. 8-32, Stainless Steel
39	GD11474	2	Cover
A	GA6147	-	Magnetic Distance Sensor and Mounting Package (Items 4-9)
B	GR1763	-	KPM III Loaner (Display Only)
C	GA13521	-	Shaft Sensor Mounting Pkg. (Items 33, 34, and 37-40)
D	GA13522	-	Shaft Rotation Sensor (1 Sensor, 1 Actuator) (Items 35 and 36)

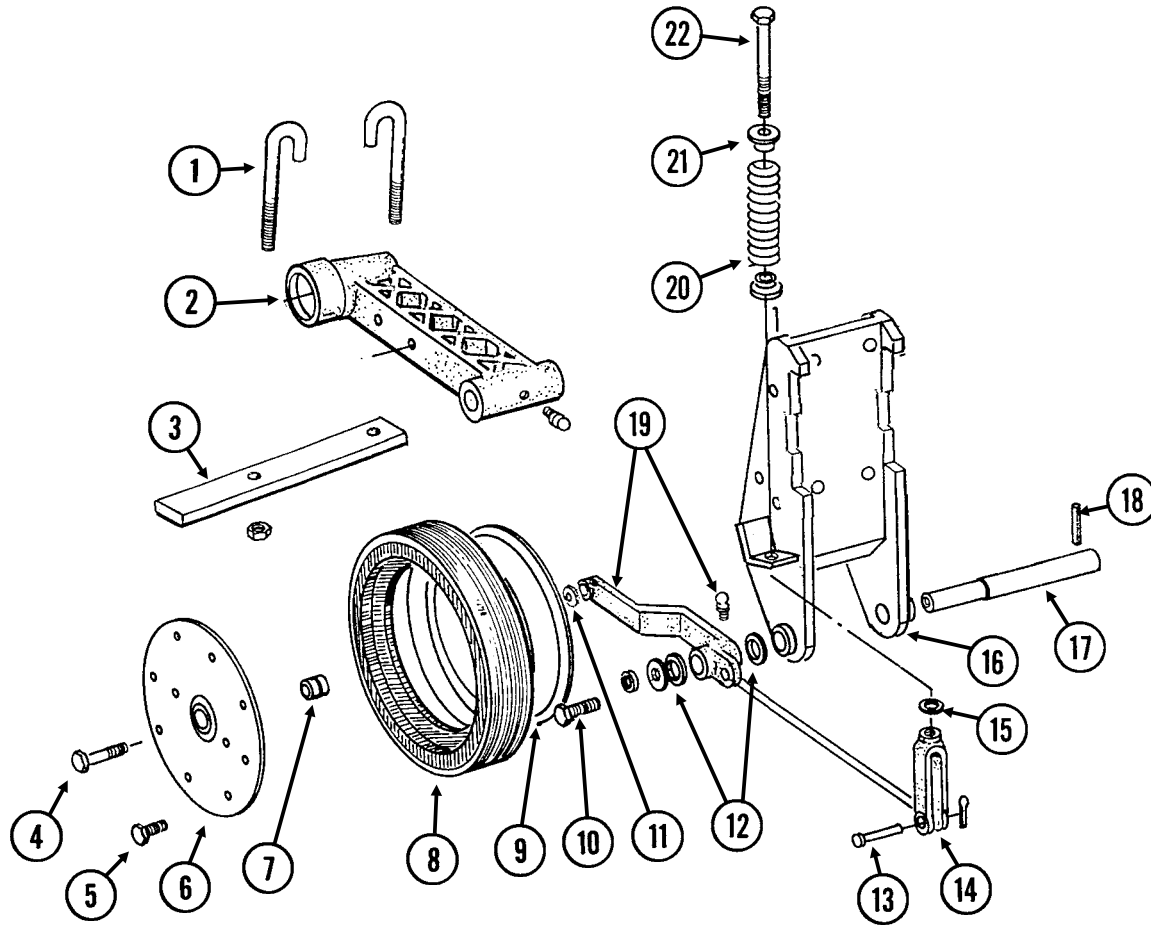
This page left blank intentionally.

FOC007(PT25e/FRTZ208)



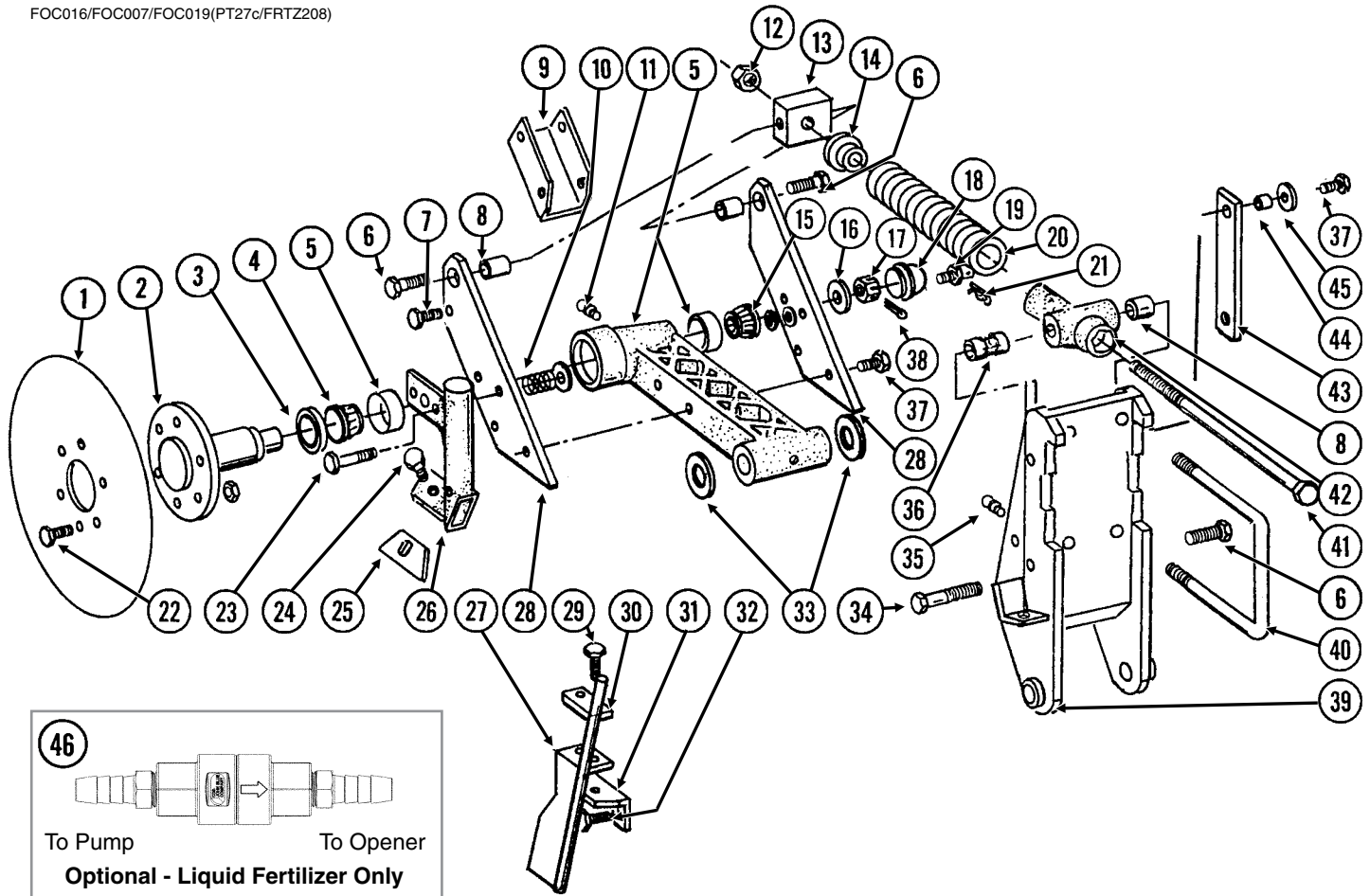
ITEM	PART NO.	QTY. (Per Assy.)	DESCRIPTION
1	GA8483	1	Bracket
2	G10938	1	Grease Fitting, 1/4"-28, Taper Threads
3	G10451	2	Cotter Pin, 1/8" x 1"
4	GD1657	1	Lockup Pin
5	GD0962	1	Hex Head Adjusting Bolt, 5/8"-18 x 3/4"
	G10499	1	Hex Jam Nut, 5/8"-18, Grade 2
6	GA0328	1	Spring
7	GD0487	1	Bushing, 41/64" I.D. x 3 1/2" Long
8	GD30725	-	Machine Bushing, 5/8" (.030" Thick)
9	G10542	12	Rivet, 1/4" x 1 5/16"
10	GD1132	2	Dust Cap
11	G10503	1	Hex Jam Nut, 5/8"-11, Grade 2
	G10504	1	Hex Jam Nut, 5/8"-11, L.H. Thread, Grade 2
12	G10204	2	Special Machine Bushing, 5/8" x 1" O.D.
13	GB0134	2	Hub
14	GA2014	2	Bearing
15	GD11306	2	Disc Blade, 3.5 mm x 15"
16	GD2589	1	Inner Scraper
17	GA0312	1	Mount
18	G10019	1	Hex Head Cap Screw, 5/16"-18 x 1"
	G10232	1	Lock Washer, 5/16"
19	GA1369	-	Drop Tube, Dry Fertilizer
20	GD11705	-	Extension
21	G10681	-	Hose Clamp, No. 6
22	GA8685	-	Drop Tube, Liquid Fertilizer
23	G10133	1	Hex Head Cap Screw, 5/16"-18 x 1 1/2"
	G11386	1	Flat Washer, 5/16" SAE
	G10109	1	Lock Nut, 5/16"-18, Grade 8
24	GA9195	1	Shank
25	GA0810	1	Scraper Mount
26	GD1673	2	Scraper
27	G10305	2	Carriage Bolt, 3/8"-16 x 1"
	G11387	2	Flat Washer, 3/8" SAE
	G10229	2	Lock Washer, 3/8"
	G10101	2	Hex Nut, 3/8"-16
28	G10045	1	Hex Head Cap Screw, 1/2"-13 x 4 1/2"
	G10111	1	Lock Nut, 1/2"-13
29	G10046	1	Hex Head Cap Screw, 5/8"-11 x 5"
	G10107	1	Lock Nut, 5/8"-11
30	GD1138	2	U-Bolt, 2 1/2" x 2 1/2" x 1/2"-13
	G10228	4	Lock Washer, 1/2"
	G10102	4	Hex Nut, 1/2"-13
31	GA15416	1	Check Valve Assembly
	GA15415	1	Check Valve (Included W/GA15416)
	G11436	2	Hose Barb, 1/4" Male NPT To 3/8" Barb (Included W/GA15416)
A	GA8845	-	Disc Blade and Bearing Assembly (Items 9 and 13-15)

(TWL35d)



ITEM	PART NO.	QTY. (Per Assy.)	DESCRIPTION
1	GD9705	2	J-Bolt, 1/2"-13
	G10228	2	Lock Washer, 1/2"
	G10102	2	Hex Nut, 1/2"-13
2	---	-	See "HD Single Disc Fertilizer Opener (Blade and Drop Tube)" on page P105
3	GD9706	1	Lockup Bar
4	G10010	1	Hex Head Cap Screw, 5/8"-11 x 3"
5	G10961	11	Flanged Whiz Lock Screw, 5/16"-18 x 3/4", No Serration
	G10620	11	Serrated Flange Nut, 5/16"-18
6	GD11954	1	Half Wheel Cover, Nylon
7	GA6171	1	Bearing
8	GD11953	1	Offset Tire
9	GD11423	1	Half Wheel
10	G10438	1	Hex Head Cap Screw, 1/2"-13 x 3/4"
	G10228	1	Lock Washer, 1/2"
	G11389	1	Flat Washer, 1/2" SAE
11	G10230	1	Lock Washer, 5/8"
12	G10526	10	Machine Bushing, 1" (.048" Thick)
13	G10560	1	Clevis Pin, 1/2" x 1 3/4"
	G10456	1	Cotter Pin, 1/8" x 3/4"
14	GD8218	1	Yoke
15	G11391	1	Flat Washer, 5/8" SAE
16	---	-	See "HD Single Disc Fertilizer Opener (Blade and Drop Tube)" on page P105
17	GD7911	1	Pivot Pin
18	G10610	1	Spring Pin, 3/8" x 2"
19	GA8306	-	Wheel Arm W/Grease Fitting, R.H.
	GA8305	1	Wheel Arm W/Grease Fitting, L.H. (Shown)
	G10640	1	Grease Fitting, 1/4"-28 (Included W/GA8306 and GA8305)
20	GD8308	1	Spring
21	GB0212	2	Spring Washer
22	GD9709	1	Special Bolt
A	G1K215	-	Lockup Kit (Items 1 and 3)
B	GA8877	-	Gauge Wheel Complete (Items 5-9)

FOC016/FOC007/FOC019(PT27c/FRTZ208)

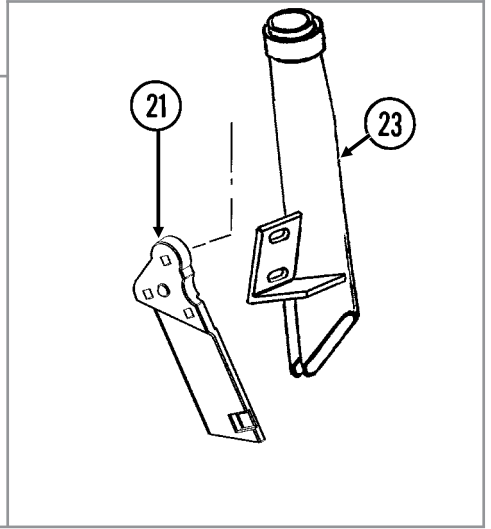
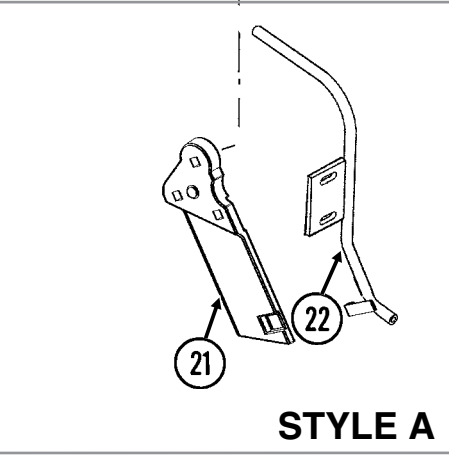
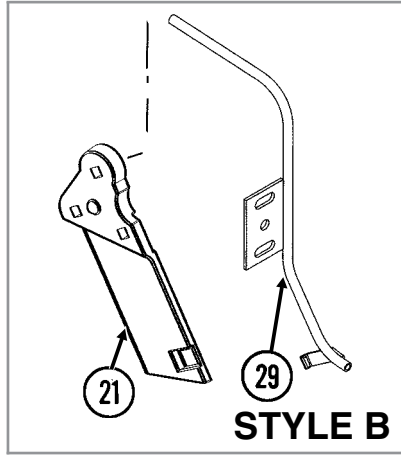
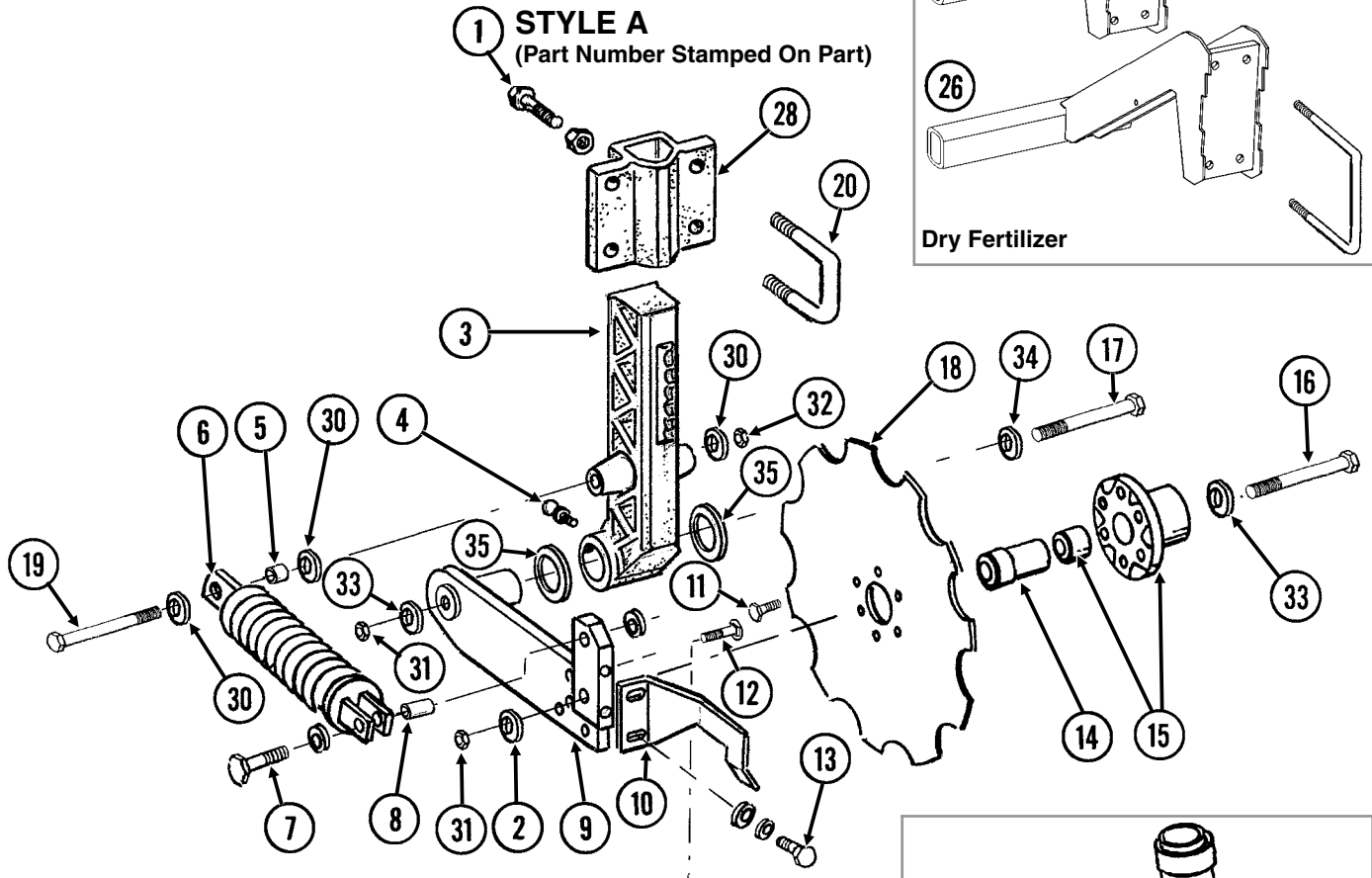
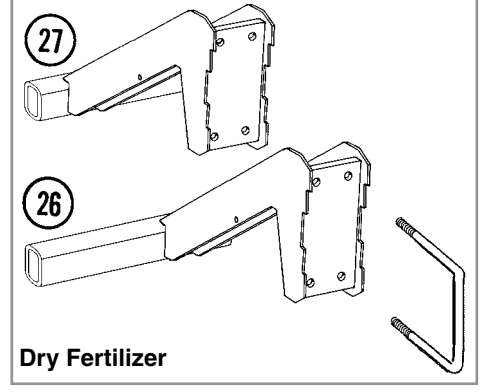
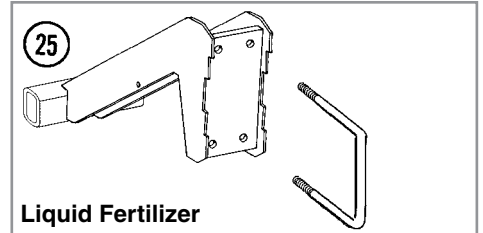
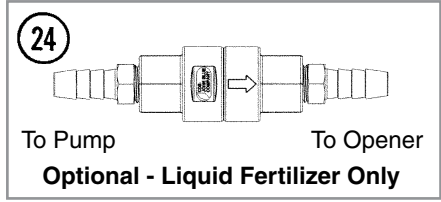


ITEM	PART NO.	QTY. (Per Assy.)	DESCRIPTION
1	GD7900 GD8247	1 -	Disc Blade, 18" Disc Blade, 20" (Optional)
2	GB0205	1	Spindle
3	GA4286	1	Seal
4	GA4287	1	Bearing
5	GA5887 GD6553 GR0188 G11391	1 - - 3	Arm W/Cups and Washers Inner Cup (Included W/GA5887) Outer Cup (Included W/GA5887) Flat Washer, 5/8" SAE (Included W/GA5887)
6	G10007	3	Hex Head Cap Screw, 5/8"-11 x 1 1/2"
7	G10001 G10108	2 2	Hex Head Cap Screw, 3/8"-16 x 1" Lock Nut, 3/8"-16
8	GB0218	3	Bushing, 2 1/32" I.D. x 7/8" O.D. x 1 9/32" Long
9	GD8238	1	Channel
10	GD7962	2	Spring
11	G10641	2	Grease Fitting, 1/8" NPT
12	G10105	3	Hex Nut, 3/4"-10
13	GD7908	1	Tap Block
14	GD34923	1	Spring Seat
15	GA0237	1	Bearing
16	G10220	1	Machine Bushing, 1 1/16", 10 Gauge

ITEM	PART NO.	QTY. (Per Assy.)	DESCRIPTION
17	G10507	1	Slotted Nut, 1"-14
18	GD1104	1	Dust Cap
19	GD8276	1	Pin
	G10237	1	Lock Washer, 7/16"
	G10100	1	Hex Nut, 7/16"-14
20	GD10273	1	Compression Spring
21	G10592	1	Hair Pin Clip, No. 11
22	G10594	6	Bolt, 1/2"-13 x 1 1/2"
	G10111	6	Lock Nut, 1/2"-13
23	G10049	2	Hex Head Cap Screw, 3/8"-16 x 2 1/2"
	G11387	2	Flat Washer, 3/8" SAE
	G10108	2	Lock Nut, 3/8"-16
24	G10599	1	Carriage Bolt, 3/8"-16 x 1 1/4"
	G11387	1	Flat Washer, 3/8" SAE
	G10229	1	Lock Washer, 3/8"
	G10101	1	Hex Nut, 3/8"-16
25	GD7912	1	Scraper
26	GB0210	-	Drop Tube, R.H., Dry Fertilizer
	GB0209	1	Drop Tube, L.H., Dry Fertilizer (Shown)
27	GA8689	1	Drop Tube, L.H., Liquid Fertilizer (Shown)
	GA8688	-	Drop Tube, R.H., Liquid Fertilizer
28	GD8224	2	Bar
29	G10004	2	Hex Head Cap Screw, 3/8"-16 x 1 1/4"
	G10229	2	Lock Washer, 3/8"
30	GD10487	1	Clamp
31	GD10304	-	Angle, R.H.
	GD10303	1	Angle, L.H. (Shown)
32	G10016	2	Hex Head Cap Screw, 1/2"-13 x 2"
	G10111	2	Lock Nut, 1/2"-13
33	G10322	-	Machine Bushing, 1 1/4", 18 Gauge (As Required)
34	G10862	1	Hex Head Cap Screw, 5/8"-11 x 3 1/4"
	G11391	2	Flat Washer, 5/8" SAE
	G10230	1	Lock Washer, 5/8"
35	G10640	1	Grease Fitting, 1/4"-28
36	GD10242	1	Bushing, 2 1/4"
37	G10039	5	Hex Head Cap Screw, 1/2"-13 x 1 3/4"
	G10111	5	Lock Nut, 1/2"-13
38	G10459	1	Cotter Pin, 3/16" x 1 1/2"
39	GA7240	-	Opener Mount, R.H.
	GA7239	1	Opener Mount, L.H. (Shown)
40	GD1114	2	U-Bolt, 7" x 7" x 5/8"-11 (8 1/2" Long)
	GD14559	-	U-Bolt, 7" x 7" x 5/8"-11 (9" Long)
	G10230	4	Lock Washer, 5/8"
	G10104	4	Hex Nut, 5/8"-11
41	GD7907	1	Special Bolt
42	GB0206	1	Rod Guide
43	GD8239	1	Storage Strap
44	GD7904-02	1	Sleeve, 1/2" x 1/2" Long
45	G11389	3	Flat Washer, 1/2" SAE
46	GA15416	-	Check Valve, Low Rate
	GA15415	1	Check Valve (Included W/GA15416)
	G11436	2	Hose Barb, 1/4" Male NPT To 3/8" Barb (Included W/GA15416)

FOC018(TWL34e/TWL34f/TWL34g/FRTZ268/FRTZ208)

NOTE: R.H. and L.H. is determined by which side of blade it is on in the direction of travel.



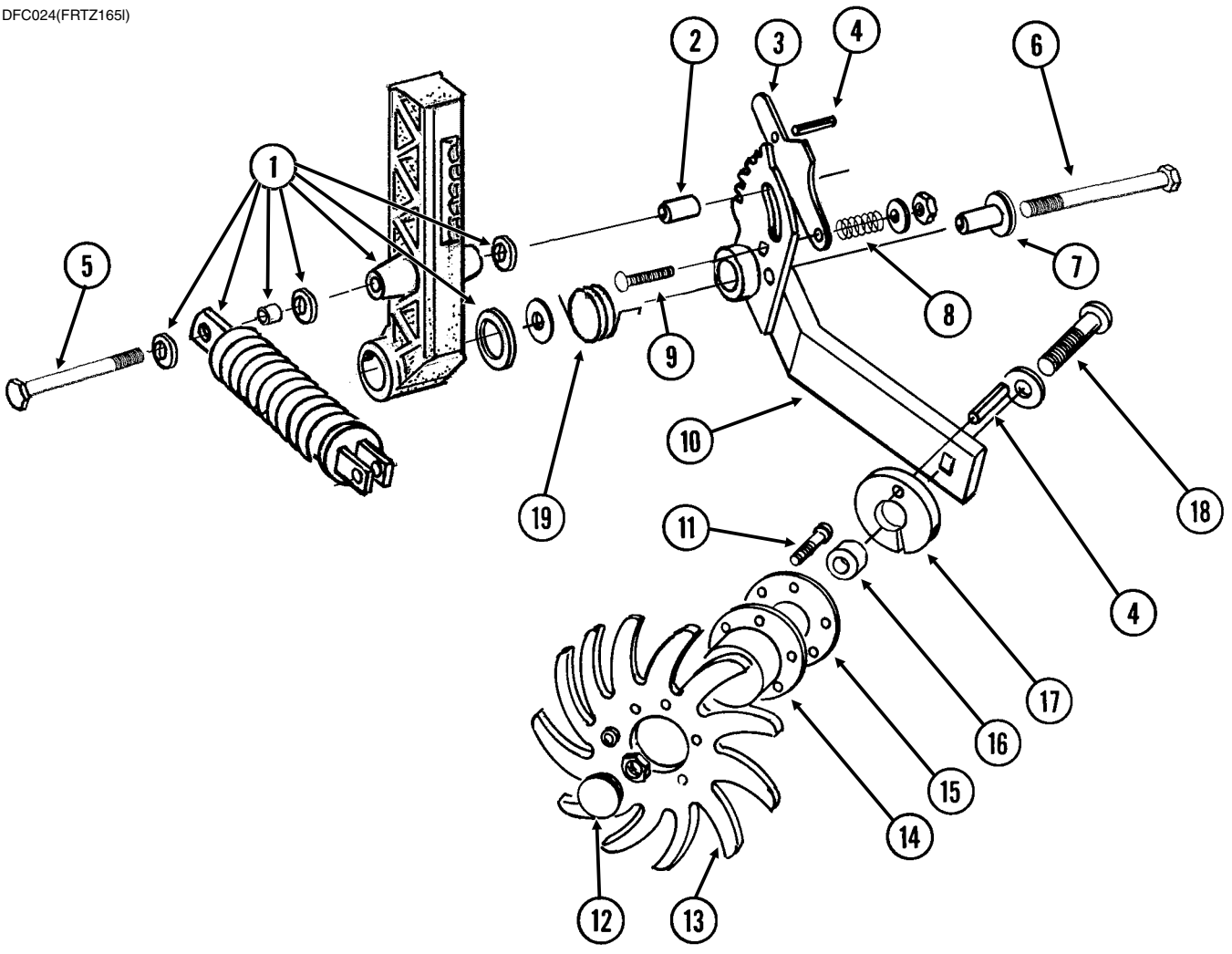
ITEM	PART NO.	QTY. (Per Assy.)	DESCRIPTION
1	G10017	3	Hex Head Cap Screw, 1/2"-13 x 1 1/2"
	G10102	3	Hex Nut, 1/2"-13
2	GD12677	1	Washer, 1 1/2" O.D., 7 Gauge, Hardened
3	GB0296	1	Arm, 13 1/2"
4	G10640	1	Grease Fitting, 1/4"-28
5	GD12685	1	Bushing, 3/4" O.D. x 1/2" Long
6	GA6966	1	Compression Spring Assembly
7	G10047	1	Hex Head Cap Screw, 3/8"-16 x 1 3/4"
	G11387	2	Flat Washer, 3/8" SAE
	G10108	1	Lock Nut, 3/8"-16
8	GD1026	1	Sleeve, 1 3/16" Long
9	GA9433	1	Pivot Arm, L.H. (Shown)
	GA9434	-	Pivot Arm, R.H.
10	GD11557	1	Scraper, L.H. (Shown)
	GD11558	-	Scraper, R.H.
11	G10002	6	Hex Head Cap Screw, 3/8"-16 x 3/4"
12	G10306	3	Carriage Bolt, 3/8"-16 x 2"
	G10108	3	Lock Nut, 3/8"-16
13	G10991	2	Hex Head Cap Screw, 5/16"-18 x 7/8"
	G10232	2	Lock Washer, 5/16"
	G11386	6	Flat Washer, 5/16" SAE
14	GD12679	1	Stepped Spacer, 3" Long
15	GA9437	1	Hub W/Bearing
	GA8603	-	Bearing, Double Row (Included W/GA9437)
16	G10011	1	Hex Head Cap Screw, 5/8"-11 x 5 1/2"
17	G10046	1	Hex Head Cap Screw, 5/8"-11 x 5"
18	GD12676	1	Disc Blade, Notched, 16 3/4"
19	G10871	1	Hex Head Cap Screw, 1/2"-13 x 6"
20	GD13287	2	U-Bolt, 1 1/2" x 2 1/2" x 1/2"-13
	G11389	4	Flat Washer, 1/2" Plated SAE
	G10111	4	Lock Nut, 1/2"-13
21	GB0323	1	Knife, L.H. (Shown)
	GB0322	-	Knife, R.H.
22	GA11397	1	Drop Tube, L.H., Liquid Fertilizer
	GA11398	-	Drop Tube, R.H., Liquid Fertilizer (Shown)
23	GA10047	1	Drop Tube, L.H., Dry Fertilizer
	GA10048	-	Drop Tube, R.H., Dry Fertilizer (Shown)
24	GA15416	-	Check Valve, Low Rate
	GA15415	1	Check Valve (Included W/GA15416)
	G11436	2	Hose Barb, 1/4" Male NPT To 3/8" Barb (Included W/GA15416)
25	GA9565	1	Opener Mount Assembly, Liquid Fertilizer
	GA9564	1	Opener Mount (Included W/GA9565)
	GD1113	2	U-Bolt, 5" x 7" x 5/8"-11 (Included W/GA9565)
	G10230	4	Lock Washer, 5/8" (Included W/GA9565)
	G10104	4	Hex Nut, 5/8"-11 (Included W/GA9565)
26	GA9821	-	Opener Mount Assembly, L.H., Dry Fertilizer
	GA9819	1	Opener Mount (Included W/GA9821)
	GD1113	2	U-Bolt, 5" x 7" x 5/8"-11 (Included W/GA9821)
	G10230	4	Lock Washer, 5/8" (Included W/GA9821)
	G10104	4	Hex Nut, 5/8"-11 (Included W/GA9821)

Continued on next page.

ITEM	PART NO.	QTY. (Per Assy.)	DESCRIPTION
27	GA9822	-	Opener Mount Assembly, R.H., Dry Fertilizer
	GA9820	1	Opener Mount (Included W/GA9822)
	GD1113	2	U-Bolt, 5" x 7" x 5/8"-11 (Included W/GA9822)
	G10230	4	Lock Washer, 5/8" (Included W/GA9822)
	G10104	4	Hex Nut, 5/8"-11 (Included W/GA9822)
28	GB0405	1	Mount, L.H.
	GB0400	-	Mount, R.H. (Shown)
29	GA12108	1	Drop Tube, Liquid Fertilizer (Shown)
	GA12109	-	Drop Tube, Liquid Fertilizer
30	G11389	-	Flat Washer, 1/2" Plated SAE
31	G10107	-	Lock Nut, 5/8"-11
32	G10111	-	Lock Nut, 1/2"-13
33	G11391	-	Flat Washer, 5/8" SAE
34	G10217	-	Washer, 5/8" USS
35	G10450	-	Machine Bushing, 1 1/2", 18 Gauge (As Required)

This page left blank intentionally.

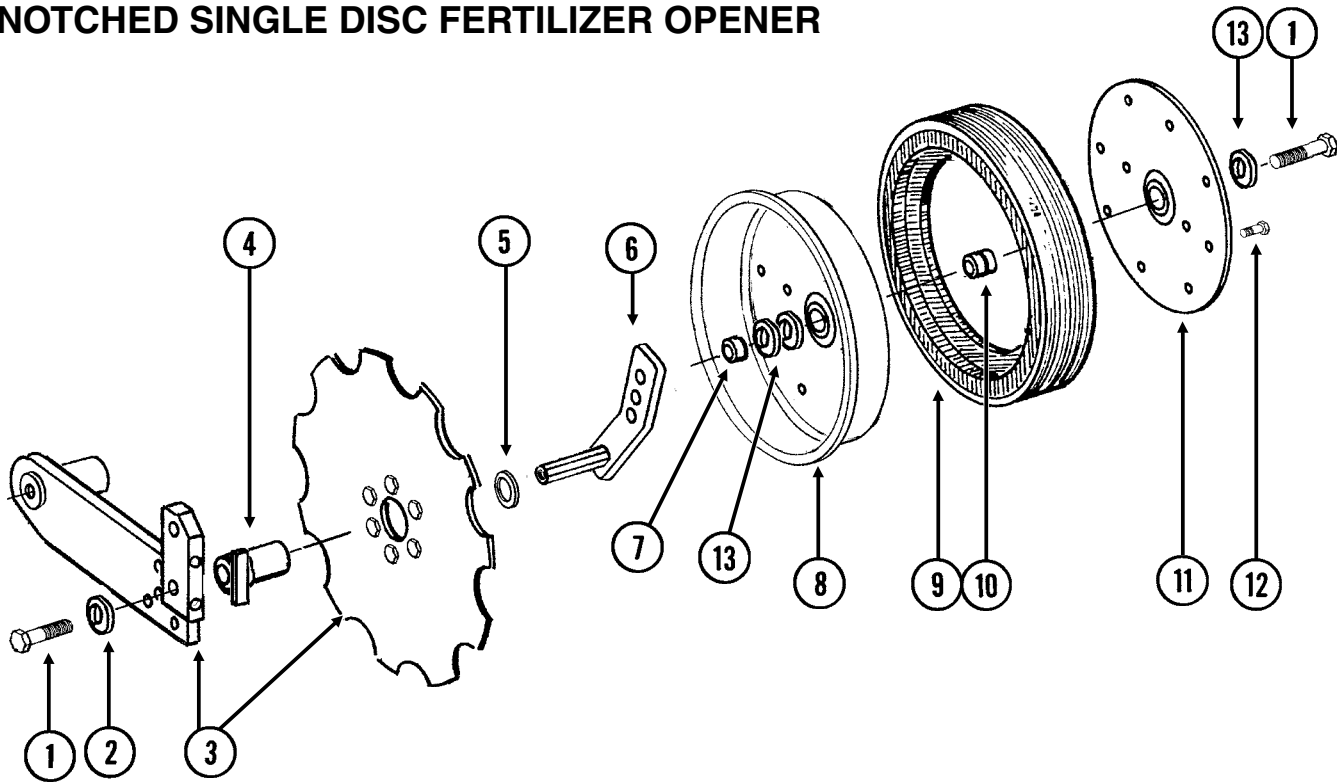
DFC024(FRTZ165I)



ITEM	PART NO.	QTY. (Per Assy.)	DESCRIPTION
1	---	-	See "Notched Single Disc Fertilizer Opener" on page P107
2	GD12684	1	Bushing, 1 1/8" Long
3	GD11178	1	Adjustment Lever
4	G10603	2	Spring Pin, 1/4" x 1 1/4"
5	G11034	1	Hex Head Cap Screw, 1/2"-13 x 7"
	G10111	1	Lock Nut, 1/2"-13
6	G10830	1	Hex Head Cap Screw, 5/8"-11 x 7 1/2"
	G11391	1	Flat Washer, 5/8" SAE
	G10107	1	Lock Nut, 5/8"-11
7	GD11836	1	Sleeve, 2 1/8" Long
8	GD7962	1	Spring
9	G10306	1	Carriage Bolt, 3/8"-16 x 2"
	G11387	1	Flat Washer, 3/8" SAE
	G10108	1	Lock Nut, 3/8"-16
10	GA7999	1	Mount W/Grease Fitting, L.H. (Shown)
	GA7998	-	Mount W/Grease Fitting, R.H.
	G10640	-	Grease Fitting, 1/4"-28 (Included W/GA7999 and GA7998)
11	G10133	6	Hex Head Cap Screw, 5/16"-18 x 1 1/2"
	G10109	6	Lock Nut, 5/16"-18, Grade 8
12	GD1132	2	Dust Cap
13	GD10552	2	Wheel, 12 Tine, 3/8" x 12"
14	GA5654	1	Hub W/Bearings
	GA2014	-	Bearing (Included W/GA5654)
15	GD9724	1	Backing Plate
16	GD7817-04	1	Spacer, 1 1/16" I.D. x 1/2" Long
17	GD11188	1	Spacer
18	G10908	1	Carriage Bolt, 5/8"-11 x 3"
	G10503	1	Hex Jam Nut, 5/8"-11, Grade 2
19	GD11265	1	Spring, L.H. (Shown)
	GD11266	-	Spring, R.H.
A	GA7445	-	Wheel Assembly, 12 Tine, L.H. (Items 11 and 13-15)(Shown)
	GA7446	-	Wheel Assembly, 12 Tine, R.H. (Items 11 and 13-15)

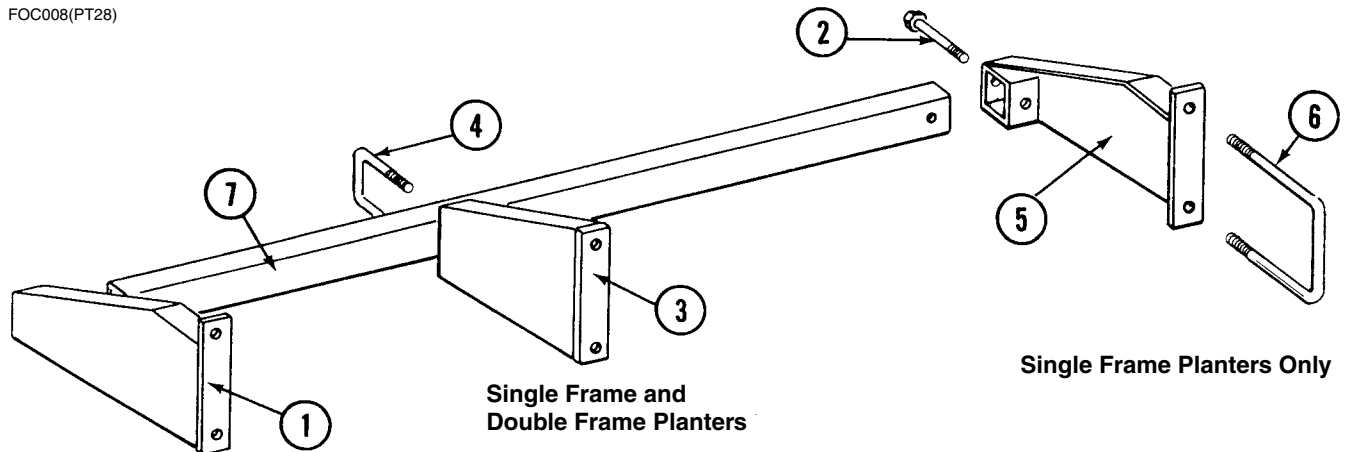
(FRTZ256)

**FOR USE WITH
NOTCHED SINGLE DISC FERTILIZER OPENER**



ITEM	PART NO.	QTY. (Per Assy.)	DESCRIPTION
1	G10010	2	Hex Head Cap Screw, 5/8"-11 x 3"
2	G11391	1	Flat Washer, 5/8" SAE
3	---	-	See "Notched Single Disc Fertilizer Opener" on page P107
4	GA9472	1	Blade Mount
5	G10233	1	Machine Bushing, 1", 10 Gauge
6	GA10037	1	Wheel Mount, L.H. (Shown)
	GA10036	1	Wheel Mount, R.H.
7	GD13309	1	Spacer
8	GD11423	1	Half Wheel
9	GD11953	1	Offset Tire
10	GA6171	1	Bearing
11	GD11954	1	Half Wheel Cover, Nylon
12	G10961	11	Flanged Whiz Lock Screw, 5/16"-18 x 3/4", No Serration
	G10620	11	Serrated Flange Nut, 5/16"-18
13	G10204	-	Special Machine Bushing, 5/8" x 1" O.D. (As Required)
A	GA8877	-	Gauge Wheel Complete (Items 8-12)

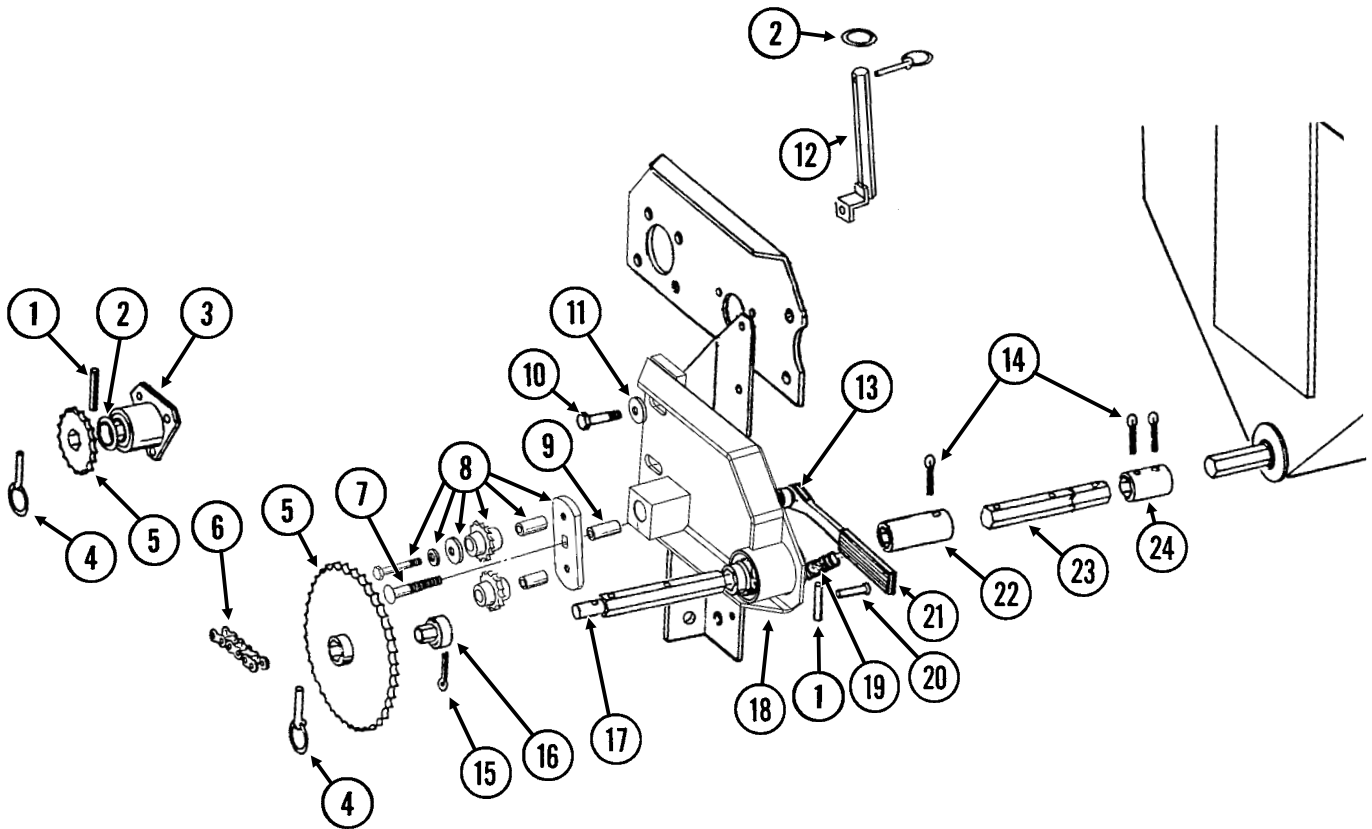
FOC008(PT28)



Single Frame Planters Only

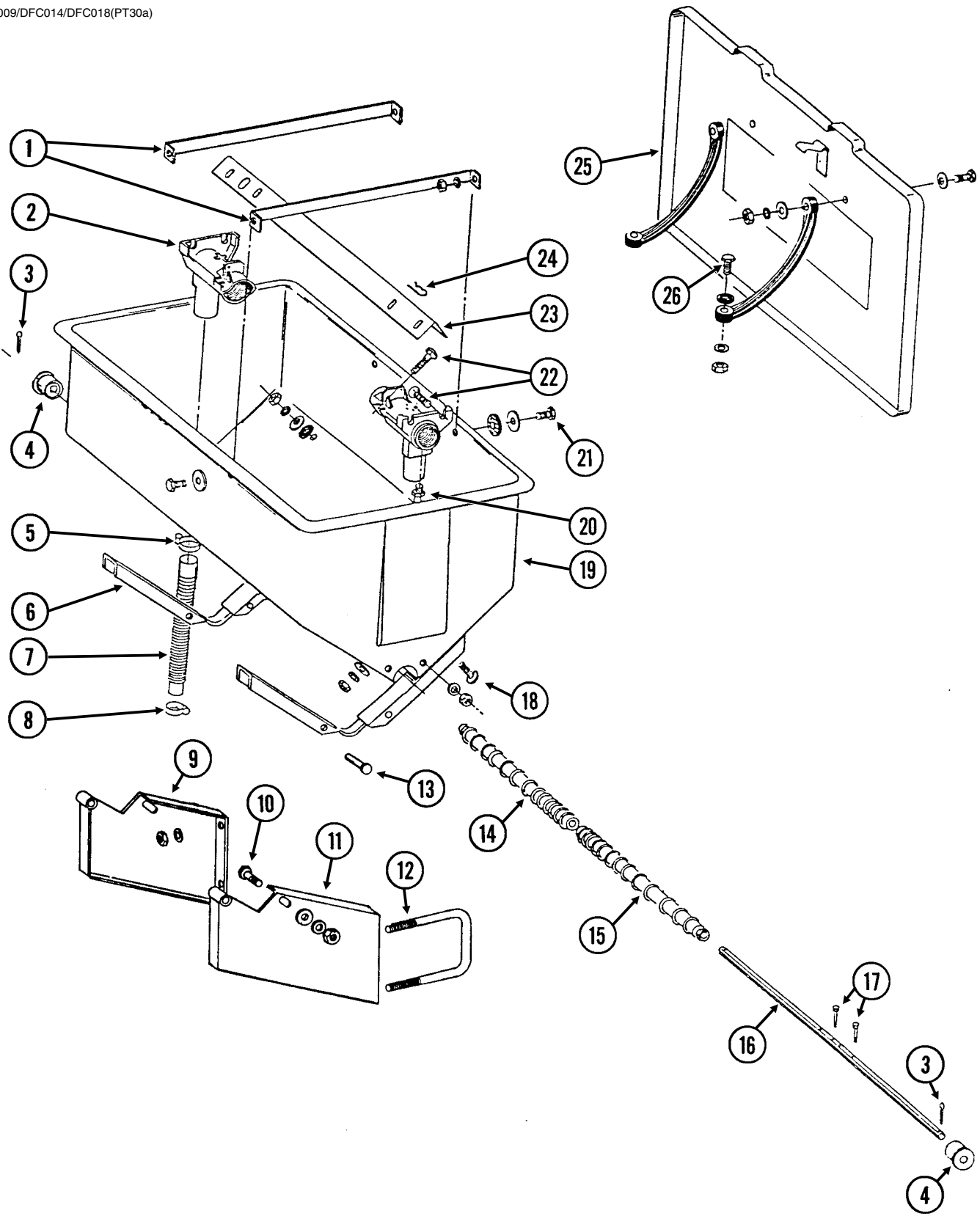
ITEM	PART NO.	QTY.	DESCRIPTION
1	GA5231	1	Support, L.H., Single Frame Planters Only
2	G10035	2	Hex Head Cap Screw, 1/2"-13 x 4"
	G10228	2	Lock Washer, 1/2"
	G10102	2	Hex Nut, 1/2"-13
3	GA5237	1	Support, 19" Long, L.H. (Shown), 8 Row 30" Single Frame Planters
	GA5236	1	Support, 19" Long, R.H., 8 Row 30" Single Frame Planters
	GA9431	1	Support, 18 1/8" Long, L.H., 8 Row 30" Double Frame Planters
	GA9430	1	Support, 18 1/8" Long, R.H., 8 Row 30" Double Frame Planters
4	GD1138	2	U-Bolt, 2 1/2" x 2 1/2" x 1/2"-13
	G10228	4	Lock Washer, 1/2"
	G10102	4	Hex Nut, 1/2"-13
5	GA5230	1	Support, R.H., Single Frame Planters Only
6	GD1114	2	U-Bolt, 7" x 7" x 5/8"-11
	G10230	4	Lock Washer, 5/8"
	G10104	4	Hex Nut, 5/8"-11
7	GD1685-14	1	Toolbar, 2 1/2" x 2 1/2" x 105", 4 Row 30"
	GD1685-15	-	Toolbar, 2 1/2" x 2 1/2" x 129", 4 Row 36"/38"
	GD1685-13	-	Toolbar, 2 1/2" x 2 1/2" x 165", 6 Row 30"
	GD1685-12	-	Toolbar, 2 1/2" x 2 1/2" x 205", 6 Row 36"/38"
	GD1685-16	-	Toolbar, 2 1/2" x 2 1/2" x 225", 8 Row 30"
A	G6795X	-	Support Bundle (Items 1, 2, 4, 5 and 6)

(PT29f)



ITEM	PART NO.	QTY.	DESCRIPTION
1	G10602	2	Spring Pin, 1/4" x 1 1/2"
2	G10233	2	Machine Bushing, 1", 10 Gauge
3	GA5223	1	Spacer W/Bearing
	GA5116	-	Bearing, 7/8" Hex Bore, Cylindrical (Included W/GA5116)
4	GD2558	3	Lynch Pin, 1/4"
5	GA5105	1	Sprocket, 15 Tooth
	GA5107	1	Sprocket, 19 Tooth
	GA5114	1	Sprocket, 30 Tooth
	GA5115	1	Sprocket, 33 Tooth
	GA6337	1	Sprocket, 35 Tooth
6	G3310-98	1	Chain, No. 40, 98 Pitch Including Connector Link
	GR0912	-	Connector Link, No. 40
7	G10419	1	Carriage Bolt, 1/2"-13 x 4 1/2"
	G10111	1	Lock Nut, 1/2"-13
8	GA7336	1	Idler W/Bolt-On Sprockets
	GD7426	-	Sprocket, 12 Tooth (Included W/GA7336)
	GD1026	-	Sleeve, 1 3/16" Long (Included W/GA7336)
	G11387	-	Flat Washer, 3/8" SAE (Included W/GA7336)
	G10229	-	Lock Washer, 3/8" (Included W/GA7336)
	G10047	-	Hex Head Cap Screw, 3/8"-16 x 1 3/4" (Included W/GA7336)
9	GD3180-17	1	Sleeve, 5/8" I.D. x 7/8" O.D. x 2 5/16" Long
10	G10053	2	Hex Head Cap Screw, 1/2"-13 x 2 1/2"
	G10585	1	Hex Head Cap Screw, 1/2"-13 x 3 1/4"
	G10033	1	Hex Head Cap Screw, 1/2"-13 x 3 1/2"
	G10016	2	Hex Head Cap Screw, 1/2"-13 x 2"
	G10228	2	Lock Washer, 1/2"
	G10102	2	Hex Nut, 1/2"-13
11	G11389	2	Flat Washer, 1/2" Plated SAE
12	GA7313	1	Sprocket Storage Rod
13	GD10161	1	Spacer, 3/8"
14	G10460	-	Cotter Pin, 1/4" x 2"
15	G10821	1	Clevis Pin, 3/16" x 2"
	G10455	-	Cotter Pin, 1/16" x 1/2"
16	GD7127	1	Shear Coupler
17	GD7870	1	Shaft, 7"
18	GA21798	1	Plate W/Bearings and Grease Fitting
	GA5116	-	Bearing, 7/8" Hex Bore, Cylindrical (Included W/GA21798)
	GA5624	-	Special Bearing, 7/8" Hex Bore x 1.6" (Included W/GA21798)
	G10640	-	Grease Fitting, 1/4"-28 (Included W/GA21798)
19	GD5857	1	Spring
20	G10408	1	Clevis Pin, 5/16" x 3/4"
	G10409	1	Retaining Ring, 5/16"
21	GA4235	1	Ratchet Arm W/Protective Closure
	G10445	-	Protective Closure
22	GD7867	-	Coupler, 3", 4 Row 36"/38" and 6 Row 36"/38" Only
23	GD7871	-	Hex Shaft, 7/8" x 6" (3 Holes), 4 Row 36"/38" and 6 Row 36"/38" Only
24	GD5886	-	Coupler, 1 3/4"

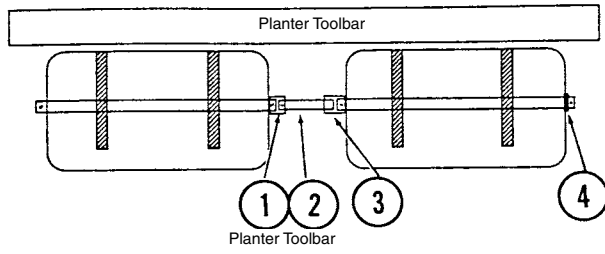
DFC009/DFC014/DFC018(PT30a)



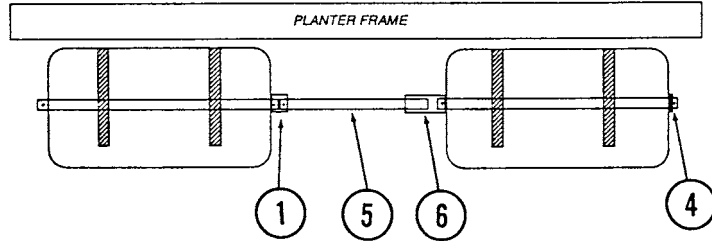
ITEM	PART NO.	QTY. (Per Hopper)	DESCRIPTION
1	GD1209	2	Strap
2	GD1200	2	Outlet Housing
3	G10460	2	Cotter Pin, 1/4" x 2"
4	GB0200	2	Bearing
5	G10676	2	Hose Clamp, No. 36, Stainless Steel
6	GA5652	2	Saddle
7	GD21398	2	Rubber Tube
8	G10672	2	Hose Clamp, No. 28
9	GA0864	1	Hopper Mount, R.H.
10	G10037	2	Hex Head Cap Screw, 1/2"-13 x 1 1/4"
	G11389	2	Flat Washer, 1/2" SAE
	G10228	2	Lock Washer, 1/2"
	G10102	2	Hex Nut, 1/2"-13
11	GA0863	1	Hopper Mount, L.H.
12	GD1114	2	U-Bolt, 7" x 7" x 5/8"-11
	G10177	-	Hex Head Cap Screw, 5/8"-11 x 9 1/2"
	G10230	4	Lock Washer, 5/8"
	G10104	4	Hex Nut, 5/8"-11
13	G10561	2	Clevis Pin, 1/2" x 3"
	G10451	2	Cotter Pin, 1/8" x 1"
14	GB0198	1	Auger, R.H.
15	GB0199	1	Auger, L.H.
16	GD7848	1	Shaft
17	G10587	2	Hex Head Cap Screw, 1/4"-20 x 2", Stainless Steel
	G10588	2	Hex Nut, 1/4"-20, Stainless Steel
18	G10303	8	Carriage Bolt, 5/16"-18 x 1"
	G10201	8	Special Washer, 3/8" x 1 1/2" O.D.
	GD1213	8	Rubber Washer
	G10232	8	Lock Washer, 5/16"
	G10106	8	Hex Nut, 5/16"-18
19	GD1379	1	Hopper
20	G10640	2	Grease Fitting, 1/4"-28
21	G10171	4	Hex Head Cap Screw, 5/16"-18 x 1 1/4"
	G10201	4	Special Washer, 3/8" x 1 1/2" O.D.
	GD1213	4	Rubber Washer
	G10232	4	Lock Washer, 5/16"
	G10106	4	Hex Nut, 5/16"-18
22	G10303	8	Carriage Bolt, 5/16"-18 x 1"
	G11386	8	Flat Washer, 5/16" SAE
	G10232	8	Lock Washer, 5/16"
	G10106	8	Hex Nut, 5/16"-18
23	GD1207	1	Baffle
24	G10670	2	Hair Pin Clip, No. 3
25	GA0898	1	Lid W/Retainers, Clips, Rivets, Rubber Straps and Hardware
	GD1380	-	Front Clip (Included W/GA0898)
	GD2412	-	Rear Retainer (Included W/GA0898)
	G10655	-	Rivet, 3/16" x 1 3/32" (Included W/GA0898)
	GD1210	-	Rubber Strap (Included W/GA0898)
	G10171	-	Hex Head Cap Screw, 5/16"-18 x 1 1/4" (Included W/GA0898)
	G11386	-	Flat Washer, 5/16" SAE (Included W/GA0898)
	G10232	-	Lock Washer, 5/16" (Included W/GA0898)
	G10106	-	Hex Nut, 5/16"-18 (Included W/GA0898)
26	G10133	2	Hex Head Cap Screw, 5/16"-18 x 1 1/2"
	G11386	2	Flat Washer, 5/16" SAE
	G10232	2	Lock Washer, 5/16"
	G10106	2	Hex Nut, 5/16"-18
A	GA5666	-	Hopper Sub-Assembly (Items 2,6,18,19, 22 and 24)
B	GA5667	-	Hopper Hardware Box (Items 1, 3, 4, 14-17, 21, 23 and 26)

RH101190(PT31/PT32/PT33/PT34/PT35)

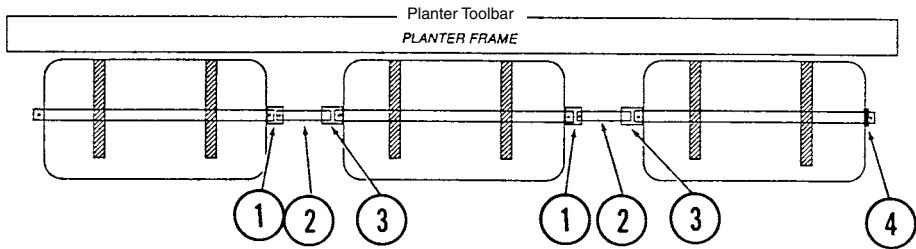
4 Row 30"



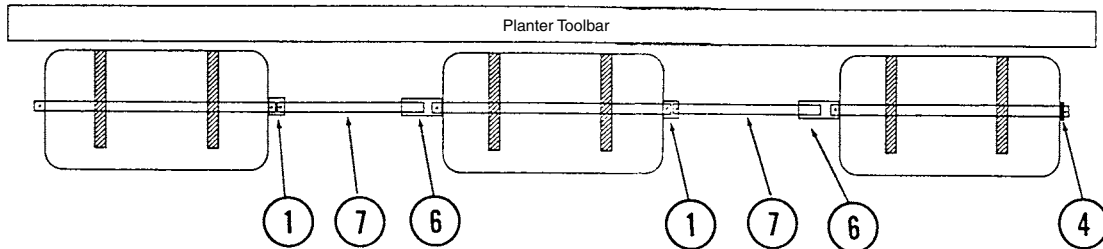
4 Row 36"/38"



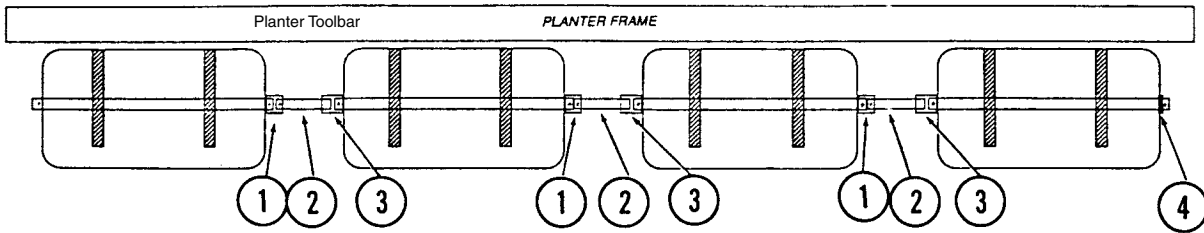
6 Row 30"



6 Row 36"/38"

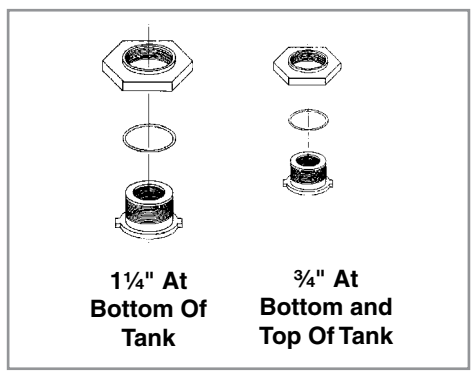
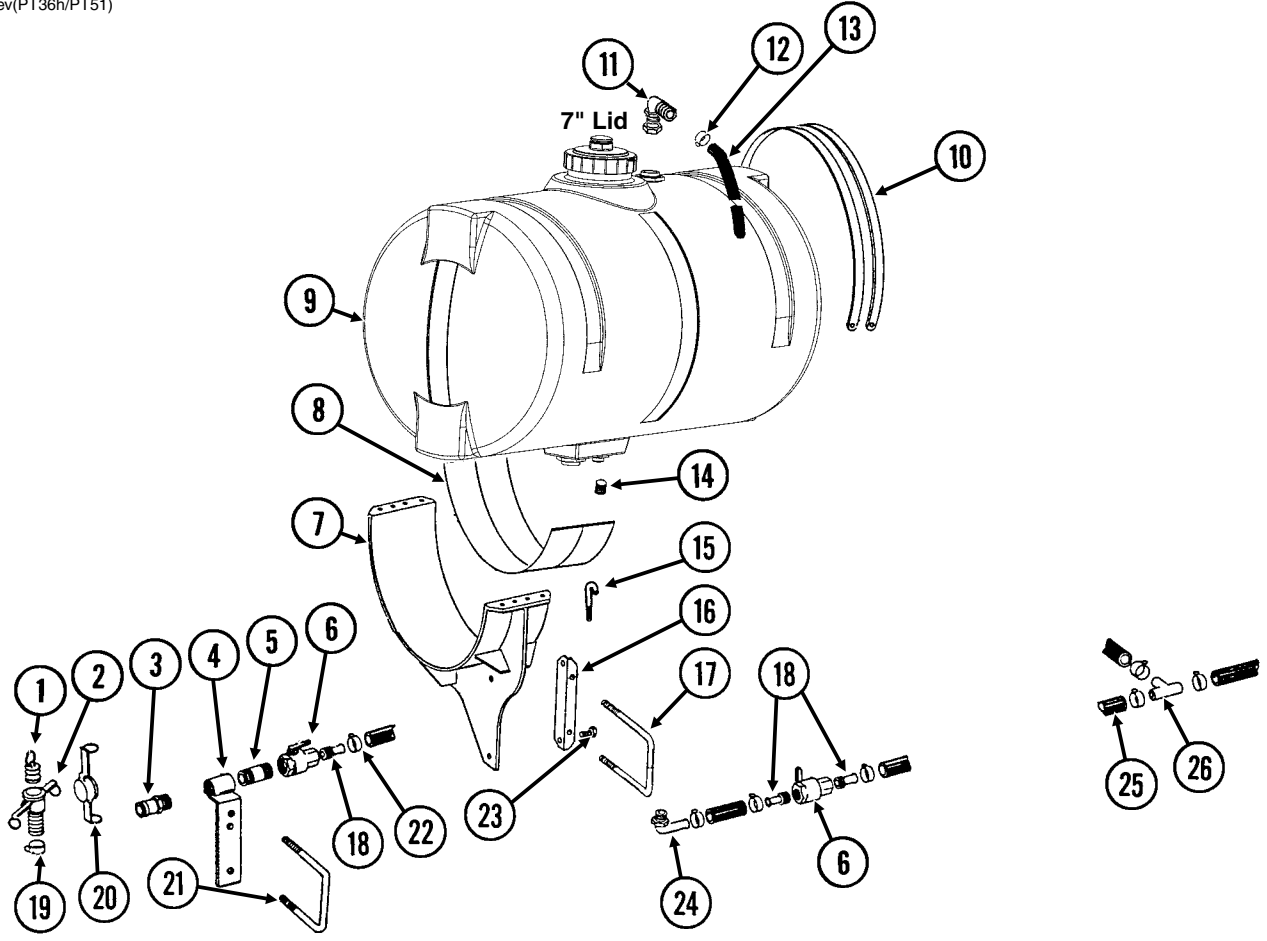


8 Row 30"



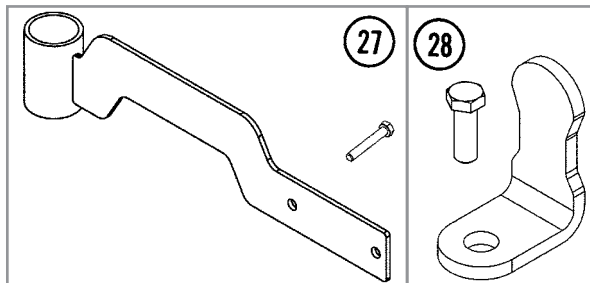
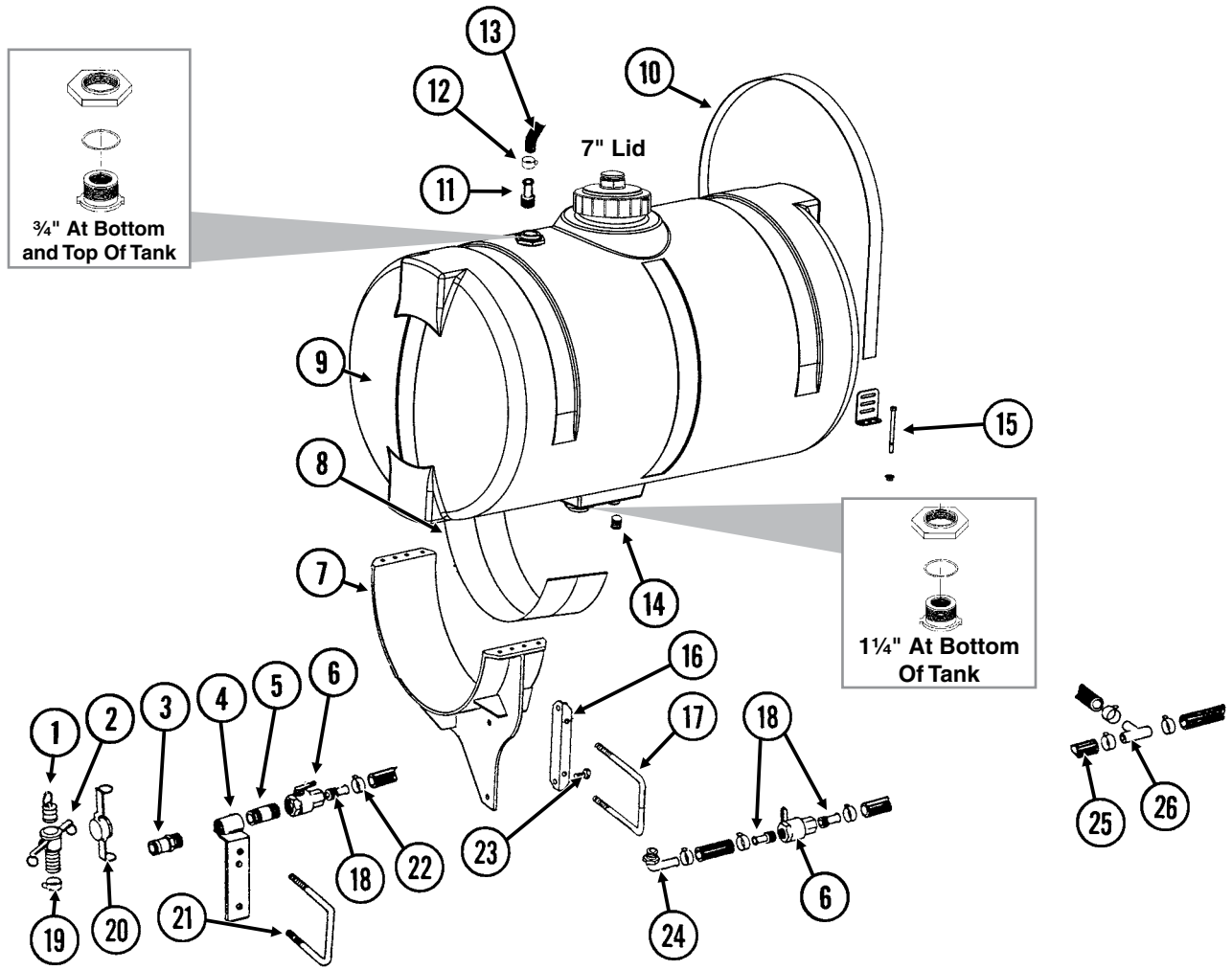
ITEM	PART NO.	QTY.	DESCRIPTION
1	GD5886	-	Coupler, 1¾"
2	GD2548-15.5	-	Hex Shaft, 7/8" x 15½" (1 Hole)
3	GD7867	-	Coupler, 3"
4	G10233	2	Machine Bushing, 1", 10 Gauge
5	GD2548-25.5	-	Hex Shaft, 7/8" x 25½" (1 Hole)
6	GD7868	-	Coupler, 7"
7	GD2548-27.5	-	Hex Shaft, 7/8" x 27½" (1 Hole)

LFC012rev(PT36h/PT51)



ITEM	PART NO.	QTY.	DESCRIPTION
1	GD1517	1	Dust Plug, 1¼" Male Cam Lock
2	GD1516	1	Adapter, 1¼" Barb To Female Cam Lock
3	GD1514	1	Adapter, 1¼" Male NPT To Cam Lock
4	GA5917	1	Quick Fill Mount
5	G10619	1	Close Nipple, 1¼" NPT
6	GA4976	-	Shutoff Valve, 1¼" NPT
	GR1015	-	Body O-Ring (Included W/GA4976)
	GR1016	-	Stem O-Ring (Included W/GA4976)
	GR1017	-	Teflon Seat (Included W/GA4976)
	GR1018	-	Ball (Included W/GA4976)
	GR1019	-	Handle (Included W/GA4976)
7	GA7375	-	Tank Mount (2 Per Tank)
8	GD1862	-	Pad, 8" x 14" (For Two 30" Tanks)
9	GA14049	-	Tank W/Lid and Fittings, 30" x 150 Gallon, 4 Row
	GA16428	-	Lid W/Vent, 7" (Top Of Tank) (Included W/GA14049)
	GR1708	-	¾" Polypropylene Fitting Assembly (Overflow Fitting, Nut, Bushing, and O-Ring) (Top and Bottom Of Tank) (Included W/GA14049)
	GR1397	-	Overflow Fitting
	GR0508	-	1¼" Polypropylene Fitting Assembly (Nut, Bushing, and O-Ring) (Bottom Of Tank) (Included W/GA14049)
	GR1941	-	Seal (Included W/GA14049)
10	GD1520	-	Band, 30"
11	G10917	2	Elbow, 90°, ¾" NPT To Barb
12	G10278	2	Hose Clamp, No. 16
13	G4205-11	1	Hose, ¾" x 72" (1 Per Tank)
14	G10096	-	Pipe Plug, ¾" NPT
15	GD1337	-	J-Bolt, ⅝"-18
	G11182	-	Lock Nut W/Nylon Insert, ⅝"-18
16	GD10110	-	Mounting Angle (2 Per Tank)
17	GD1748	-	U-Bolt, 7" x 7" x ¾"-10
	G10231	-	Lock Washer, ¾"
	G10105	-	Hex Nut, ¾"-10
18	G10626	-	Adapter, 1¼" NPT To Barb
19	G10672	1	Hose Clamp, No. 28
20	GD1515	1	Dust Cap, 1¼" Cam Lock
21	GD7145	1	U-Bolt, 7" x 7" x ½"-13
	GD11721	1	U-Bolt, 5" x 7" x ½"-13
	G10228	2	Lock Washer, ½"
	G10102	2	Hex Nut, ½"-13
22	G10674	-	Hose Clamp, No. 24
23	G10007	-	Hex Head Cap Screw, ⅝"-11 x 1½"
	G10230	-	Lock Washer, ⅝"
	G10104	-	Hex Nut, ⅝"-11
24	G10629	-	Elbow, 90°, 1¼" NPT To Barb
25	G4200-01	1	Hose, 1¼" x 22', 4 Row
26	G10633	-	Tee, 1¼" Barb

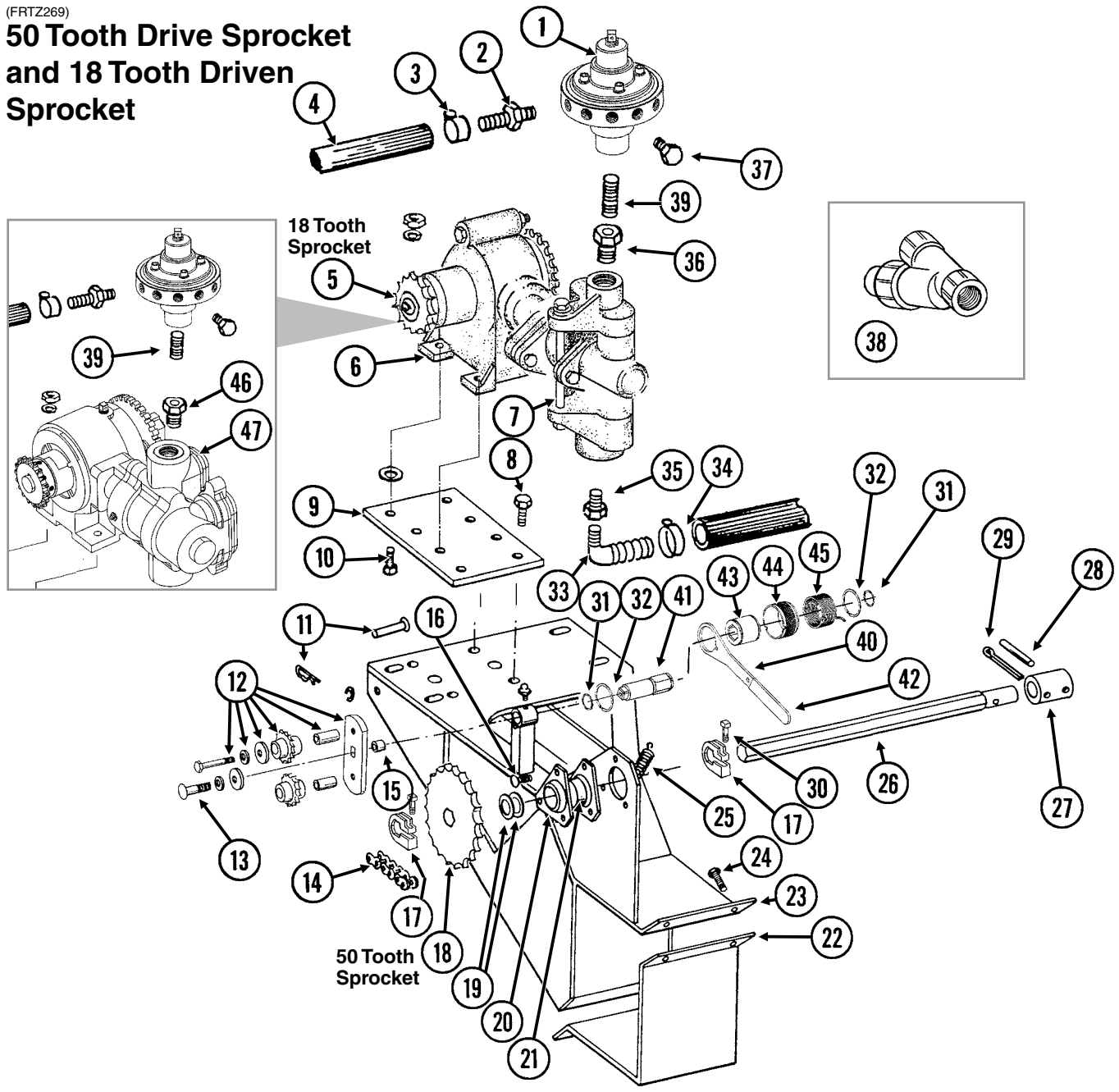
LFC012rev(PT36i/PT51)



ITEM	PART NO.	QTY.	DESCRIPTION
1	GD1517	1	Dust Plug, 1 1/4" Male Cam Lock
2	GD1516	1	Adapter, 1 1/4" Barb To Female Cam Lock
3	GD1514	1	Adapter, 1 1/4" Male NPT To Cam Lock
4	GA5917	1	Quick Fill Mount
5	G10619	1	Close Nipple, 1 1/4" NPT
6	GA4976	-	Shutoff Valve, 1 1/4" NPT
	GR1015	-	Body O-Ring (Included W/GA4976)
	GR1016	-	Stem O-Ring (Included W/GA4976)
	GR1017	-	Teflon Seat (Included W/GA4976)
	GR1018	-	Ball (Included W/GA4976)
	GR1019	-	Handle (Included W/GA4976)
7	GA7375	-	Tank Mount (2 Per Tank)
8	GD1862	-	Pad, 8" x 14' (For Two 30" Tanks)
9	GA14049	-	Tank W/Lid and Fittings, 30" x 150 Gallon, 6 and 8 Row
	GA16428	-	Lid, 7" (Included W/GA14049)
	GR1941	-	Lid Seal (Included W/GA14049)
	GR1708	-	3/4" Polypropylene Fitting Assembly (Overflow Fitting, Nut, Bushing, and O-Ring) (Top and Bottom Of Tank) (Included W/GA14049)
	GR0508	-	1 1/4" Polypropylene Fitting Assembly (Nut, Bushing, and O-Ring) (Bottom Of Tank) (Included W/GA14049)
10	GD11124	-	Strap, 84"
11	G10626	2	Adapter, 1 1/4" NPT To Barb
12	G10674	2	Hose Clamp, No. 24
13	G4602-01	1	Black Helix Hose, 1 1/4" x 18'
14	G10096	-	Pipe Plug, 3/4" NPT
15	G10485	-	Hex Head Tap Bolt, 3/8"-16 x 5"
	G10901	-	Lock Nut, 3/8"-16
16	GD10110	-	Mounting Angle (2 Per Tank)
17	GD1748	-	U-Bolt, 7" x 7" x 3/4"-10
	G10231	-	Lock Washer, 3/4"
	G10105	-	Hex Nut, 3/4"-10
18	G10626	-	Adapter, 1 1/4" NPT To Barb
19	G10672	1	Hose Clamp, No. 28
20	GD1515	1	Dust Cap, 1 1/4" Cam Lock
21	GD7145	1	U-Bolt, 7" x 7" x 1/2"-13
	GD11721	1	U-Bolt, 5" x 7" x 1/2"-13
	G10228	2	Lock Washer, 1/2"
	G10102	2	Hex Nut, 1/2"-13
22	G10674	-	Hose Clamp, No. 24
23	G10007	-	Hex Head Cap Screw, 5/8"-11 x 1 1/2"
	G10230	-	Lock Washer, 5/8"
	G10104	-	Hex Nut, 5/8"-11
24	G10629	-	Elbow, 90°, 1 1/4" NPT To Barb
25	G4200-02	-	Hose, 1 1/4" x 27', 6 Row
	G4200-03	-	Hose, 1 1/4" x 32', 8 Row
26	G10633	-	Tee, 1 1/4" Barb
27	GA14112	-	Hose Guide
	G10004	-	Hex Head Cap Screw, 3/8"-16 x 1 1/4"
	G11091	-	Serrated Flange Nut, 3/8"-16
28	GD20060	-	Hose Bracket
	G10004	-	Hex Head Cap Screw, 3/8"-16 x 1 1/4"
	G11091	-	Serrated Flange Nut, 3/8"-16
29	GD11123	-	Anchor

(FRTZ269)

50 Tooth Drive Sprocket and 18 Tooth Driven Sprocket



ITEM	PART NO.	QTY.	DESCRIPTION
1	---	-	See "Liquid Fertilizer Piston Pump Flow Divider" on page P135
2	GD11700	-	Adapter, 1/4" NPT To 3/8" Barb
3	G10681	-	Hose Clamp, No. 6
4	G4301-01	1	Hose, 3/8" x 30', 4 Row
	G4301-03	-	Hose, 3/8" x 60', 6 Row
	G4301-04	-	Hose, 3/8" x 100', 8 Row
5	---	-	See "Liquid Fertilizer Piston Pump (Cylinder Assembly) Uses 18 Tooth Sprocket" on page P131
6	---	-	See "Liquid Fertilizer Piston Pump (Cylinder Assembly) Uses 18 Tooth Sprocket" on page P131
7	---	-	See "Liquid Fertilizer Piston Pump (Cylinder Assembly) Uses 18 Tooth Sprocket" on page P131
8	G10004	4	Hex Head Cap Screw, 3/8"-16 x 1 1/4"
	G10229	4	Lock Washer, 3/8"
	G10101	4	Hex Nut, 3/8"-16
9	GD11180	1	Plate
10	G10003	4	Hex Head Cap Screw, 3/8"-16 x 1 1/2"
	G11387	4	Flat Washer, 3/8" SAE
	GR1122	4	Mounting Pad
	G10229	4	Lock Washer, 3/8"
	G10101	4	Hex Nut, 3/8"-16
11	G10478	1	Clevis Pin, 5/16" x 1"
	G10409	1	Retaining Ring, 5/16"
	G10670	1	Hair Pin Clip, No. 3
12	GA7336	1	Idler W/Bolt-On Sprockets
	GD7426	-	Sprocket, 12 Tooth (Included W/GA7336)
	GD1026	-	Sleeve, 1 3/16" Long (Included W/GA7336)
	G11387	-	Flat Washer, 3/8" SAE (Included W/GA7336)
	G10229	-	Lock Washer, 3/8" (Included W/GA7336)
	G10047	-	Hex Head Cap Screw, 3/8"-16 x 1 3/4" (Included W/GA7336)
13	G11100	1	Hex Socket Button Head Cap Screw, 1/4"-20 x 1/2", Grade 8
	G10227	1	Lock Washer, 1/4"
	G11453	1	Fender Washer, 1/4"
14	G3310-126	1	Chain, No. 40, 126 Pitch Including Connector Link
	GR0912	-	Connector Link, No. 40
15	GD2734-08	1	Sleeve, 1 1/4" O.D. x 5/8" Long
16	G10303	3	Carriage Bolt, 5/16"-18 x 1"
	G10232	3	Lock Washer, 5/16"
	G10106	3	Hex Nut, 5/16"-18
17	GD11045	2	Lock Clamp
	G10130	-	Square Head Machine Bolt, 5/16"-18 x 1 3/4"
	G10923	-	Flange Nut, 5/16"-18, No Serration
18	GA5194	1	Sprocket, 50 Tooth
19	G10233	2	Machine Bushing, 1", 10 Gauge
20	G3400-01	2	Flangette
21	G2100-03	1	Bearing, 7/8" Hex Bore, Spherical
22	GD15685	1	Clamp
23	GA6501	1	Drive Plate W/Grease Fitting
	G10641	-	Grease Fitting, 1/8" NPT
	G10640	-	Grease Fitting, 1/4"-28
24	G10017	4	Hex Head Cap Screw, 1/2"-13 x 1 1/2"
	G10228	4	Lock Washer, 1/2"
	G10102	4	Hex Nut, 1/2"-13

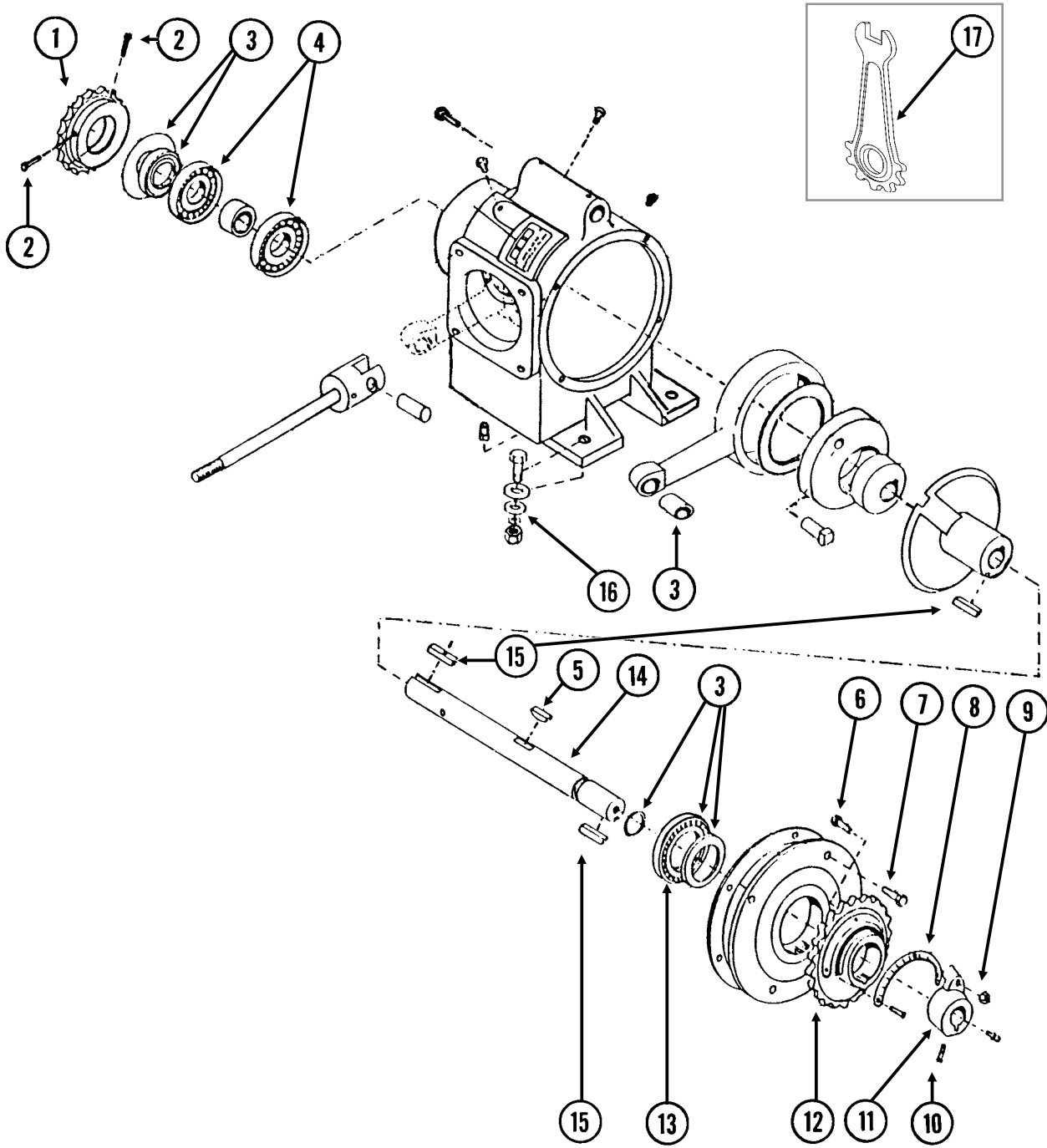
Continued on next page.

ITEM	PART NO.	QTY.	DESCRIPTION
25	GD5857	1	Spring
26	GD5990	1	Shaft, 74"
27	GD3839	1	Coupler, 2"
28	G10602	1	Spring Pin, 1/4" x 1 1/2"
29	G10460	1	Cotter Pin, 1/4" x 2"
30	G10130	-	Square Head Machine Bolt, 5/16"-18 x 1 3/4"
	G10923	-	Flange Nut, 5/16"-18, No Serration
31	G11075	2	External Inverted Snap Ring, 7/8"
32	G10496	2	External Inverted Snap Ring, 1 1/2"
33	G10629	1	Elbow, 90°, 1 1/4" NPT To Barb
34	---	-	See "Liquid Fertilizer Tanks, Saddle, Mounts, Hoses, and Fittings, 4 Row" on page P121 See "Liquid Fertilizer Tanks, Saddles, Mounts, Hoses, and Fittings, 6 and 8 Row" on page P123
35	G10615	1	Reducing Bushing, 1 1/2" Male NPT To 1 1/4" Female
36	G10995	1	Reducing Bushing, 1" Male NPT To 3/4" Female, Stainless Steel
37	G10292	-	Pipe Plug, 1/4" NPT
38	GA3893	1	Strainer Complete
	GR0880	-	Screen, No. 40 Mesh (Included W/GA3893)
	GR0881	-	Gasket (Included W/GA3893)
	GR0882	-	Y-Body (Included W/GA3893)
	GR0883	-	End Cap (Included W/GA3893)
39	G10994	1	Close Nipple, 3/4" NPT, Stainless Steel
40	GD14431	1	Handle
41	GD14427	1	Tightener Shaft, 4 7/8"
42	G11078	1	Vinyl Cap
43	GD14432	1	Sleeve, 1 1/4"
44	GD19343	1	Release Collar, R.H.
45	GD14413	1	Torsion Spring, L.H. (Used On R.H. Wrap Spring Wrench)
46	G11237	1	Reducing Bushing, 1 1/2" Male NPT To 3/4" Female
47	---	-	See "Liquid Fertilizer Piston Pump Uses 18 Tooth Sprocket" on page P133
A	G1K269	-	Lock Clamp Kit (Items 17 and 30)
B	G1K378	-	Wrap Spring Wrench Replacement Kit, Blue Collar, R.H., (Items 13, 15, 31, 32 and 41-46)

This page left blank intentionally.

JB-L4400-991/CCU077(FRTZ172a)

Model LM-2455-R

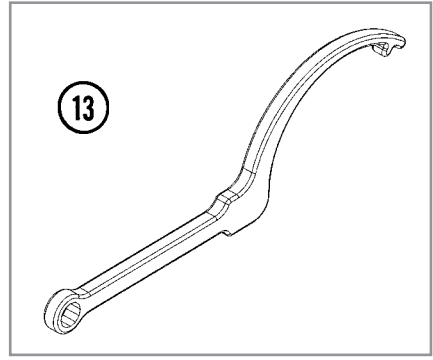
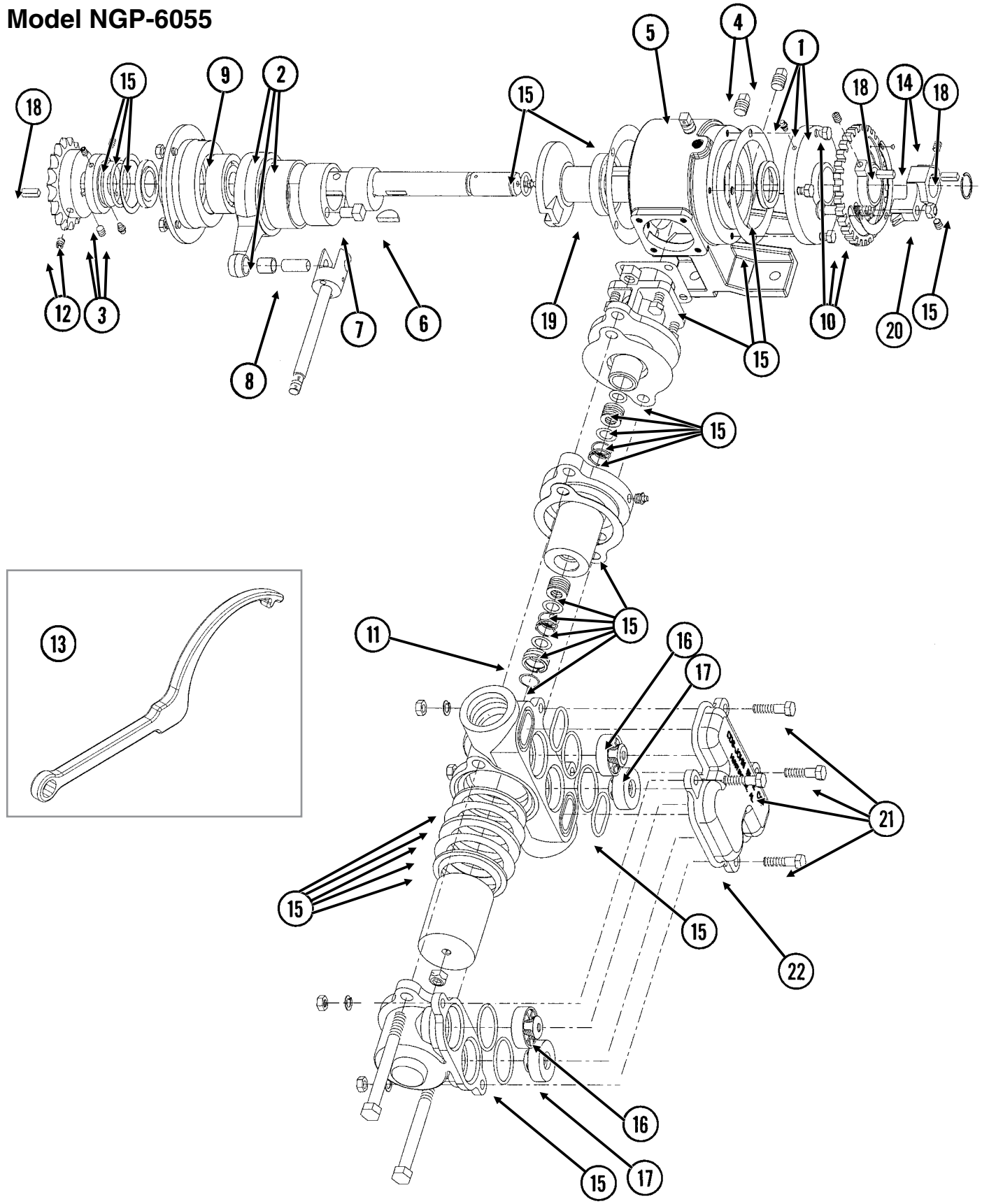


ITEM	PART NO.	QTY.	DESCRIPTION
1	GR1389	1	Sprocket, 18 Tooth
2	G10688	2	Square Head Set Screw, 3/8"-16 x 5/8"
3	GR1425	1	Repair Kit
4	GR1427	2	Bearing
5	GR1420	1	Woodruff Key, 3/8"-16 x 1 3/4"
6	GR1167	1	Square Head Cap Screw, 3/8"-16 x 1 3/4"
7	G10043	4	Hex Head Cap Screw, 5/16"-18 x 3/4"
8	GR1168	1	Scale
9	G10108	1	Lock Nut, 3/8"-16
10	G10693	3	Hex Socket Head Set Screw, 5/16"-18 x 3/8"
11	GR1165	1	Arm
12	GR1114	1	Flange
13	GR1116	1	Bearing
14	GR1421	1	Crankshaft
15	GR1118	2	Setting Arm Key
16	---	-	See "Liquid Fertilizer Piston Pump Drive" on page P125
17	GR1424	1	Adjustment Wrench
A	GA8069	-	Piston Pump Complete W/18 Tooth Sprocket (Model LM-2455-R), Includes Crankcase Assembly On This Page and Cylinder Assembly on page P141

ITEM	PART NO.	QTY.	DESCRIPTION
1	GR1425	1	Repair Kit
2	GR1144	2	Discharge Valve
3	GR1423	1	Outboard Cylinder
4	GR1142	2	Suction Valve
5	GR1422	1	Inboard Cylinder
6	GR1134	1	Stuffing Box Insert
7	GR1133	1	Retaining Ring
8	GR1130	2	Packing Spring
9	GR1129	3	Washer
10	GR1451	1	Suction Manifold

(A12335a/GR1808)

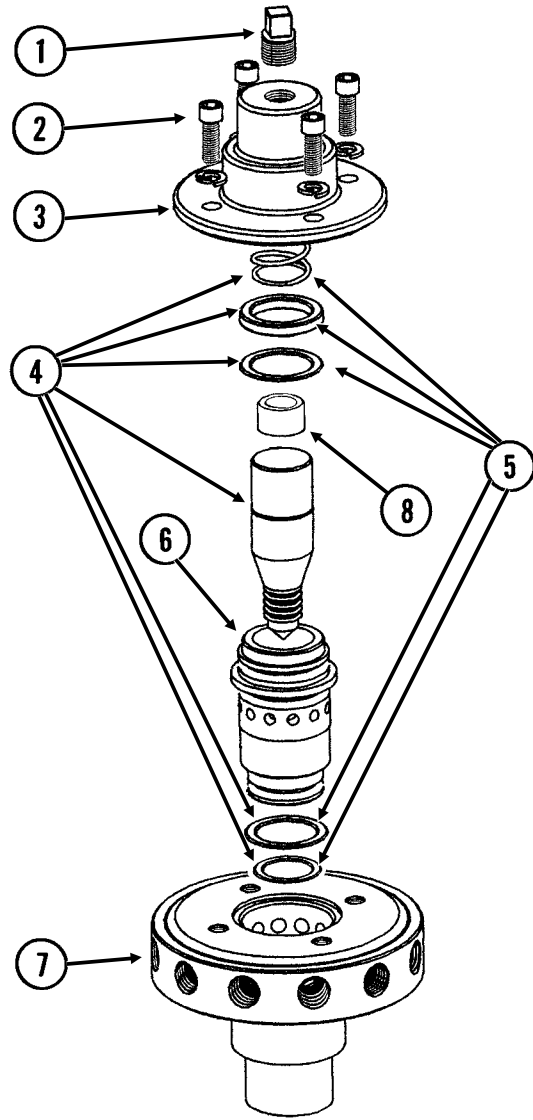
Model NGP-6055



ITEM	PART NO.	QTY.	DESCRIPTION
1	GR1804	1	Flange Cover Assembly
	G10991	4	Hex Head Cap Screw, 5/16"-18 x 7/8"
2	GR1802	1	Connecting Rod Assembly
3	GR1801	1	Spacer Assembly
	G10693	3	Hex Socket Head Set Screw, 5/16"-18 x 3/8"
4	GR1123	2	Plug
5	GR1543	1	Vent Plug
6	GR1112	1	Woodruff Key
7	GR1120	1	Eccentric Pin
8	GR1124	1	Pin
9	GR1104	1	Bearing
10	GR1805	1	Setting Hub Assembly
11	GR1134	1	Stuffing Box Insert
12	GR1389	1	Sprocket, 18 Tooth
13	GR1808	1	Adjustment Wrench
14	GR1806	1	Setting Pointer Assembly
15	GR1795	1	Repair Kit, Includes: (6) Gaskets, (9) O-Rings, (4) Washers, (1) Retaining Ring, (2) Oil Seals, (1) Snap Ring, (1) Thrust Washer, (1) Rod Bushing, (2) Flange Plunger Packings, (2) Packing Springs, (2) Rod Vee Packing Sets
16	GR1799	2	Discharge Valve Assembly
17	GR1797	2	Suction Valve Assembly
18	GR1118	3	Setting Arm Key
19	GR1116	1	Bearing
20	G10306	1	Carriage Bolt, 3/8"-16 x 2"
	G10108	1	Lock Nut, 3/8"-16
21	G10003	4	Hex Head Cap Screw, 3/8"-16 x 1 1/2"
	G11387	4	Flat Washer, 3/8" SAE
	G10229	4	Lock Washer, 3/8"
	G10101	4	Hex Nut, 3/8"-16
22	GR2003	1	Valve Cover
A	GA12330	-	Piston Pump Complete W/18 Tooth Sprocket (Model NGP-6055)

(FRTZ159/PT40a/FRTZ202c)

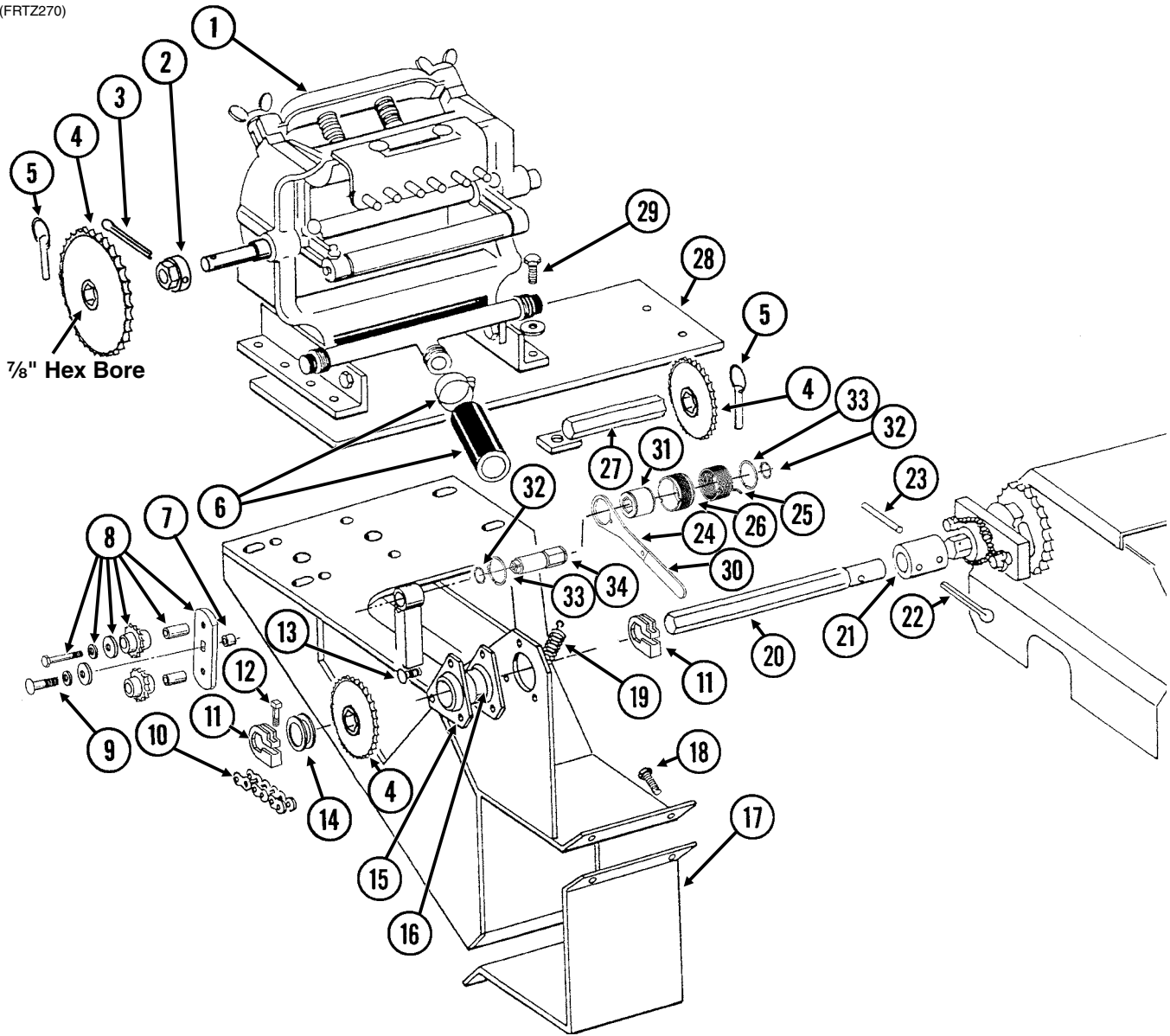
Model FD-1200 Flow Divider, 12 Outlet



3/4" NPT

ITEM	PART NO.	QTY.	DESCRIPTION
1	GR1543	1	Vent Plug
2	GR1542	4	Hex Socket Head Screw, 1/4"-20 x 3/4"
	GR1541	4	Lock Washer, 1/4", Stainless Steel
3	GR1540	1	Cap
4	GR1544	1	Needle Assembly W/Seal Kit (Item 22)
5	GR1545	1	Seal Kit, Includes: (3) O-Rings, (1) Seal, (1) Spring
6	GR1535	1	Sleeve
7	GR1533	1	Body (12 Outlet)
8	GR1574	1	Sleeve, 1" O.D. x 1/2" Long, Stainless Steel
A	GA8931	1	Liquid Fertilizer Piston Pump Flow Divider Complete, 12 Outlet (Model FD-1200)

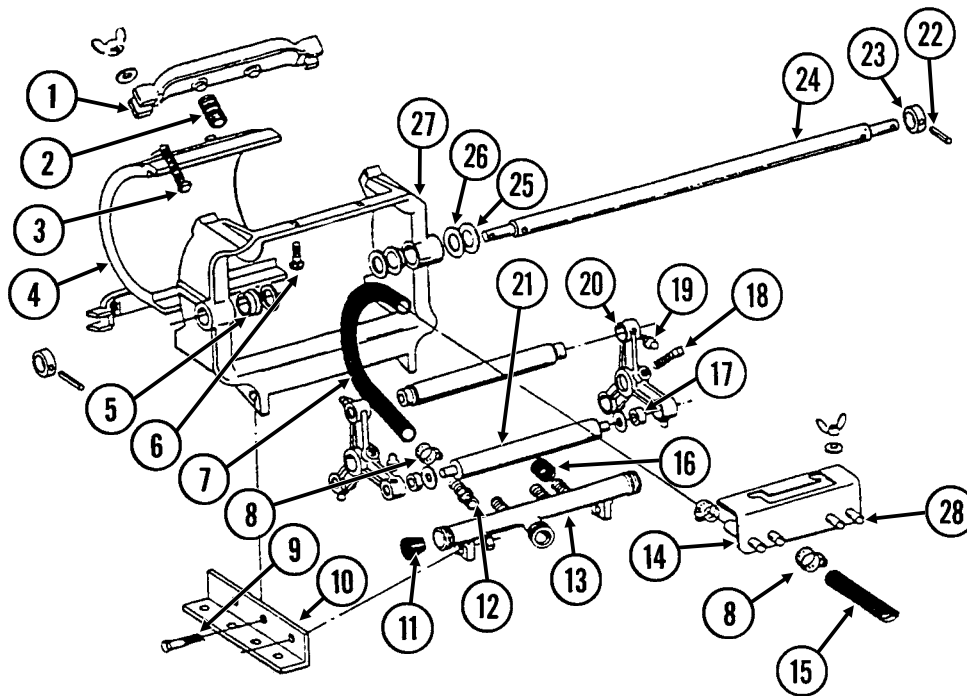
(FRTZ270)



ITEM	PART NO.	QTY.	DESCRIPTION
1	---	-	See "Liquid Fertilizer Squeeze Pump, 4 Row" on page P139 See "Liquid Fertilizer Squeeze Pump, 6 Row" on page P140 See "Liquid Fertilizer Squeeze Pump, 8 Row" on page P141
2	GD7127	1	Shear Coupler
3	G10821 G10455	1	Clevis Pin, 3/16 x 2" Cotter Pin, 1/16" x 1/2"
4	GA5105 GA5107 GA6513 GA5202 GA6514 GA6515	1 1 1 1 1 -	Sprocket, 15 Tooth Sprocket, 19 Tooth Sprocket, 32 Tooth Sprocket, 34 Tooth Sprocket, 46 Tooth Sprocket, 62 Tooth (Optional)
5	GD2558	2	Lynch Pin, 1/4"

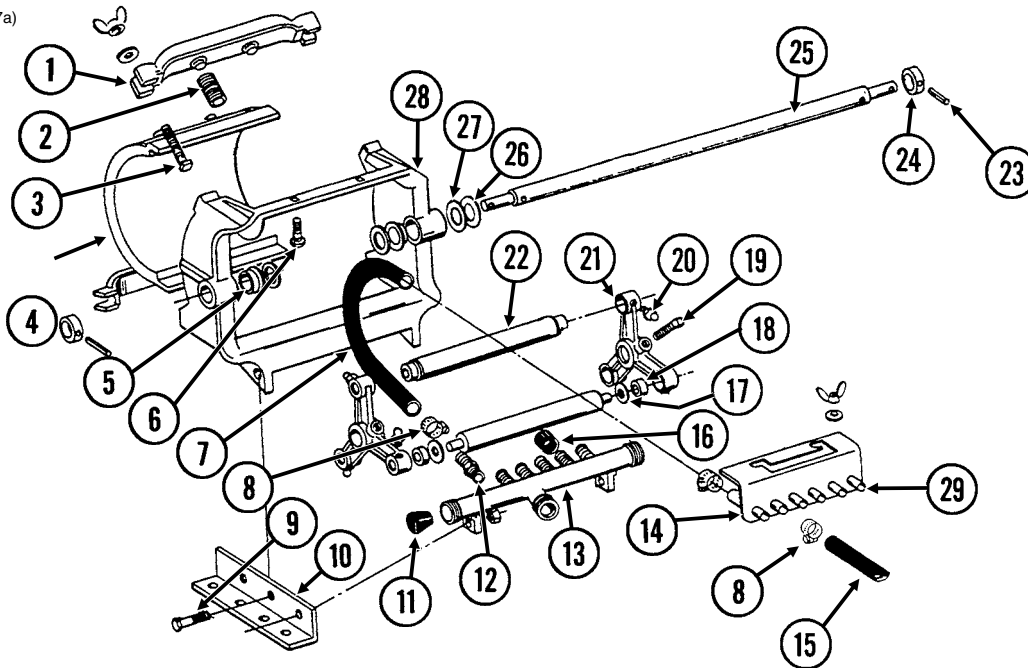
ITEM	PART NO.	QTY.	DESCRIPTION
6	---	-	See "Liquid Fertilizer Tanks, Saddle, Mounts, Hoses, and Fittings, 4 Row" on page P121 See "Liquid Fertilizer Tanks, Saddles, Mounts, Hoses, and Fittings, 6 and 8 Row" on page P123
7	GD2734-08	1	Sleeve, 1¼" O.D. x ⅝" Long
8	GA7336	1	Idler W/Bolt-On Sprockets
	GD7426	-	Sprocket, 12 Tooth (Included W/GA7336)
	GD1026	-	Sleeve, 1⅜" Long (Included W/GA7336)
	G11387	-	Flat Washer, ⅜" SAE (Included W/GA7336)
	G10229	-	Lock Washer, ⅜" (Included W/GA7336)
	G10047	-	Hex Head Cap Screw, ⅜"-16 x 1¼" (Included W/GA7336)
9	G11100	1	Hex Socket Button Head Cap Screw, ¼"-20 x ½", Grade 8
	G10227	1	Lock Washer, ¼"
	G11385	1	Flat Washer, ¼" SAE
10	G3310-140	1	Chain, No. 40, 140 Pitch Including Connector Link
	GR0912	-	Connector Link, No. 40
11	GD11045	2	Lock Clamp
12	G10130	2	Square Head Machine Bolt, ⅝"-18 x 1¾"
	G10923	2	Flange Nut, ⅝"-18, No Serration
13	G10303	3	Carriage Bolt, ⅝"-18 x 1"
	G10232	3	Lock Washer, ⅝"
	G10106	3	Hex Nut, ⅝"-18
14	G10233	-	Machine Bushing, 1", 10 Gauge
15	G3400-01	2	Flangette
16	G2100-03	1	Bearing, ⅞" Hex Bore, Spherical
17	GD15685	1	Clamp
18	G10017	4	Hex Head Cap Screw, ½"-13 x 1½"
	G10228	4	Lock Washer, ½"
	G10102	4	Hex Nut, ½"-13
19	GD5857	1	Spring
20	GD5988	-	Shaft, 36", 4 Row 30"/36"/38" and 6 Row 30"/36"/38"
	GD5990	-	Shaft, 74", 8 Row 30"
21	GD3839	1	Coupler, 2"
22	G10460	1	Cotter Pin, ¼" x 2"
23	G10602	1	Spring Pin, ¼" x 1½"
24	GD14431	1	Handle
25	GD14413	1	Torsion Spring, L.H. (Used On R.H. Wrap Spring Wrench)
26	GD19343	1	Release Collar, R.H.
27	GA5229	1	Sprocket Storage Rod
28	GD6165	-	Plate, 8 Row 30" Only
29	G10004	4	Hex Head Cap Screw, ⅜"-16 x 1¼"
	G11387	4	Flat Washer, ⅜" SAE
	G10229	4	Lock Washer, ⅜"
	G10101	4	Hex Nut, ⅜"-16
30	G11078	1	Vinyl Cap
31	GD14432	1	Sleeve, 1¼"
32	G11075	2	External Inverted Snap Ring, ⅞"
33	G10496	2	External Inverted Snap Ring, 1½"
34	GD14427	1	Tightener Shaft, 4⅞"
A	G1K269	-	Lock Clamp Kit (Items 11 and 12)
B	G1K378	-	Wrap Spring Wrench Replacement Kit, Blue Collar, R.H., (Items 7, 9, 24-26 and 32-36)

LFC011(PT46a)

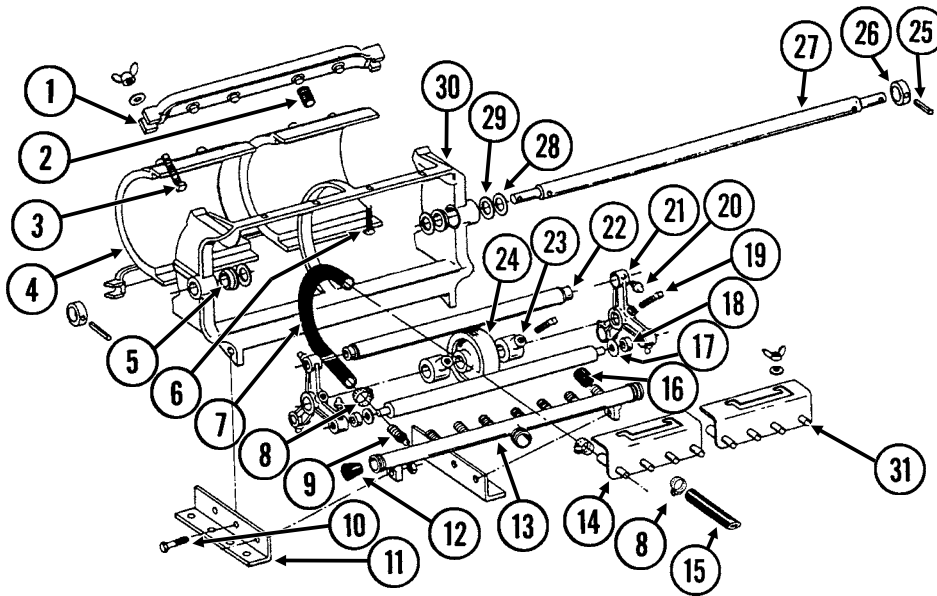


ITEM	PART NO.	QTY.	DESCRIPTION
1	GR0216	2	Spring Anchor Bar
2	GR0214	4	Spring
3	G10130	4	Square Head Machine Bolt, 5/16"-18 x 1 3/4"
	G11386	4	Flat Washer, 5/16" SAE
	G10144	4	Wing Nut, 5/16"-18
4	GR0212	1	Plate
5	GR0207	2	Nylon Bushing
6	G10303	2	Carriage Bolt, 5/16"-18 x 1"
	G11386	2	Flat Washer, 5/16" SAE
	G10144	2	Wing Nut, 5/16"-18
7	GR0215	4	Metering Hose, 1/2" x 13"
8	G10681	-	Hose Clamp, No. 6
9	G10004	4	Hex Head Cap Screw, 3/8"-16 x 1 1/4"
	G10101	4	Hex Nut, 3/8"-16
10	GR0213	2	Angle
11	GR0217	2	Manifold Plug
12	GR0232	4	Adapter
13	GR0228	1	Intake Manifold
14	GR1484	1	Discharge Manifold Less Hose Barbs
15	G4301-01	1	Hose, 3/8" x 30'
16	GR0211	2	Rubber Cap
17	GR0227	6	Nylon Washer
18	G10131	2	Square Head Set Screw, 5/16"-18 x 3/4"
19	G10640	2	Grease Fitting, 1/4"-28
20	GR0223	2	Roller Arm
21	GR0209	3	Roller
22	G10718	2	Spring Pin, 5/16" x 1 1/8"
23	GD9109	2	Sleeve
24	GD9107	1	Shaft
25	GR0226	2	Shim, 3/64"
26	GR0225	2	Shim, 1/32"
27	GR0208	1	Frame
28	GR1577	4	Nylon Hose Barb, 1/2" x 3/8" (If Applicable)
A	GA8690	-	Squeeze Pump Complete, 4 Row (Items 1-14, 16-21 and 24-28)

LFC011/LFC011(PT47a)

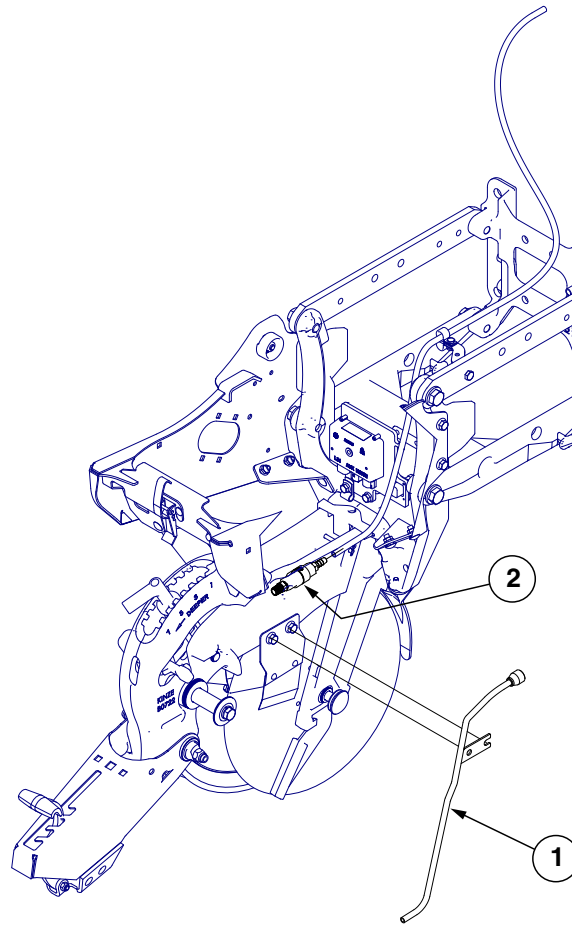


ITEM	PART NO.	QTY.	DESCRIPTION
1	GR0216	2	Spring Anchor Bar
2	GR0214	4	Spring
3	G10130	4	Square Head Machine Bolt, 5/16"-18 x 1 3/4"
	G11386	4	Flat Washer, 5/16" SAE
	G10144	4	Wing Nut, 5/16"-18
4	GR0212	1	Plate
5	GR0207	2	Nylon Bushing
6	G10303	2	Carriage Bolt, 5/16"-18 x 1"
	G11386	2	Flat Washer, 5/16" SAE
	G10144	2	Wing Nut, 5/16"-18
7	GR0215	6	Metering Hose, 1/2" x 13"
8	G10681	-	Hose Clamp, No. 6
9	G10004	4	Hex Head Cap Screw, 3/8"-16 x 1 1/4"
	G10101	4	Hex Nut, 3/8"-16
10	GR0213	2	Angle
11	GR0217	2	Manifold Plug
12	GR0232	6	Adapter
13	GR0228	1	Intake Manifold
14	GR1484	1	Discharge Manifold Less Hose Barbs
15	G4301-03	1	Hose, 3/8" x 60'
16	GR0211	-	Rubber Cap
17	GR0229	6	Nylon Washer
18	GR1626	6	Bushing
19	G10131	2	Square Head Set Screw, 5/16"-18 x 3/4"
20	G10640	8	Grease Fitting, 1/4"-28
21	GR0231	2	Roller Arm
22	GR0233	3	Roller
23	G10718	2	Spring Pin, 5/16" x 1 1/8"
24	GD9109	2	Sleeve
25	GD9107	1	Shaft
26	GR0226	2	Shim, 3/64"
27	GR0225	2	Shim, 1/32"
28	GR0208	1	Frame
29	GR1577	6	Nylon Hose Barb, 1/2" x 3/8" (If Applicable)
A	GA8691	-	Squeeze Pump Complete, 6 Row (Items 1-13, 15-22 and 25-29)





ITEM	PART NO.	QTY.	DESCRIPTION
1	GR0221	2	Spring Anchor Bar
2	GR0214	8	Spring
3	G10130	4	Square Head Machine Bolt, 5/16"-18 x 1 3/4"
	G11386	4	Flat Washer, 5/16" SAE
	G10144	4	Wing Nut, 5/16"-18
4	GR0212	2	Plate
5	GR0207	2	Nylon Bushing
6	G10303	4	Carriage Bolt, 5/16"-18 x 1"
	G11386	4	Flat Washer, 5/16" SAE
	G10144	4	Wing Nut, 5/16"-18
7	GR0215	8	Metering Hose, 1/2" x 13"
8	G10681	-	Hose Clamp, No. 6
9	GR0232	8	Adapter
10	G10004	4	Hex Head Cap Screw, 3/8"-16 x 1 1/4"
	G10101	4	Hex Nut, 3/8"-16
11	GR0279	1	Angle, L.H.
	GR0280	1	Angle, R.H.
12	GR0217	2	Manifold Plug
13	GR0284	1	Intake Manifold
14	GR1485	2	Discharge Manifold Less Hose Barbs
15	G4301-04	1	Hose, 3/8" x 100'
16	GR0211	-	Rubber Cap
17	GR0229	6	Nylon Washer
18	GR1626	6	Bushing
19	G10131	2	Square Head Set Screw, 5/16"-18 x 3/4"
20	G10640	8	Grease Fitting, 1/4"-28
21	GR0231	2	Roller Arm
22	GR0283	3	Roller
23	GR0282	2	Set Collar
24	GR0281	1	Back Up Roller
25	G10718	2	Spring Pin, 5/16" x 1 1/8"
26	GD9109	2	Sleeve
27	GD9108	1	Shaft
28	GR0226	4	Shim, 3/64"
29	GR0225	4	Shim, 1/32"
30	GR0222	1	Frame
31	GR1577	8	Nylon Hose Barb, 1/2" x 3/8" (If Applicable)
A	GA8692	-	Squeeze Pump Complete, 8 Row (Items 1-14, 16-24 and 27-31)


(A18821a)



ITEM	PART NO.	QTY.	DESCRIPTION
1	GA18822	-	Liquid Fertilizer Tube
2	GA20583	-	Check Valve Assembly



Part No.: GD2199
 Description: SMV Sign
 Quantity: 1



Conventional Row Marker



Low Profile Row Marker



Part No.: G7100-42
 Description: Decal, Warning (Prior to 2012 Production)
 Quantity: 4 (2 Per Row Marker)



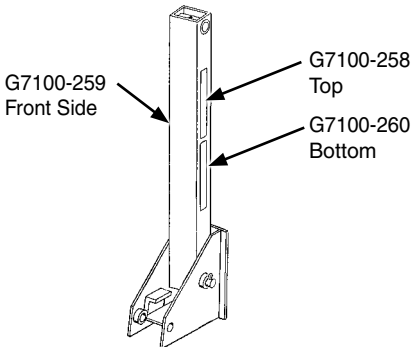
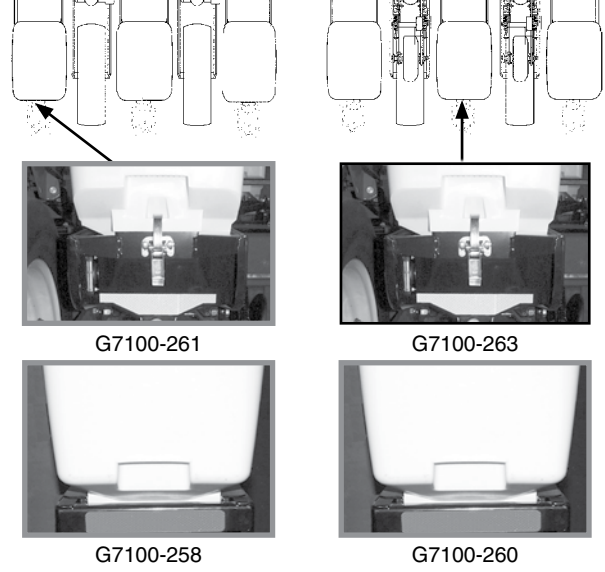
Conventional Row Marker



Low Profile Row Marker



Part No.: G7100-397
 Description: Decal, Warning (2012 Production and on)
 Quantity: 1 (Per Row Marker Cylinder - Conventional)
 4 (2 Per Row Marker)

	<div style="background-color: #cccccc; width: 100px; height: 20px; margin-bottom: 5px;"></div> <p>Part No.: G7100-557 Description: Reflective Decal, Red, 2" x 9", Rectangular Quantity: 2 (1 Per Row Marker) (If Applicable)</p> <p>Part No.: G7100-558 Description: Reflective Decal, Amber, 2" x 9", Rectangular Quantity: 2 (1 Per Row Marker)</p> <p>Part No.: G7100-559 Description: Reflective Decal, Orange, 2" x 9", Rectangular Quantity: 2 (2 Per Row Marker)</p>
 <p>NOTE: Exceptions to above are 8 Row 30" planters. Red reflective decals are used on 1, 3, 6, and 8 row units. Orange reflective decals are used on 2, 4, 5, and 7 row units. (If Applicable)</p>	<div style="background-color: #cccccc; width: 100%; height: 20px; margin-bottom: 5px;"></div> <p>Part No.: G7100-261 Description: Reflective Decal, Red, 1¼" x 9", Die-Cut Quantity: 2 (One per row unit located on the hopper support on the outside row unit on each end of the planter) (if applicable)</p> <p>Part No.: G7100-263 Description: Reflective Decal, Orange, 1¼" x 9", Die-Cut Quantity: 2 (One per row unit located on the hopper support on the second row unit in on each end of the planter) (if applicable)</p> <p>Part No.: G7100-557 Description: Reflective Decal, Red, 2" x 9", Rectangular Quantity: 2 (One per row unit located on the granular chemical hopper panel extension on the outside row unit on each end of the planter) (If applicable)</p> <p>Part No.: G7100-559 Description: Reflective Decal, Orange, 2" x 9", Rectangular Quantity: 2 (One per row unit located on the granular chemical hopper panel extension on the second row unit in on each end of the planter) (if applicable)</p>



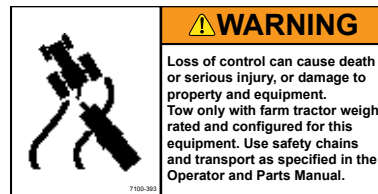
Part No.: G7100-46 (used prior to 2013 production)
 Description: Decal, Warning
 Quantity: 1



Part No.: G7100-90 (used prior to 2013 production)
 Description: Decal, Warning
 Quantity: 1

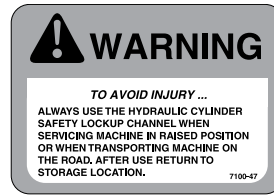



Part No.: G7100-302 (used prior to 2013 production) (replaced by G7100-393)
 Description: Decal, Warning
 Quantity: 1



Part No.: G7100-393 (replaces G7100-302) (2013 production)
 Description: Decal, Warning
 Quantity: 1

G7100-47
or
G7100-385



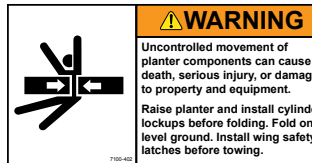
Part No.: G7100-47
Description: Decal, Warning (Prior to 2012 Production)
Quantity: 1 (Per Contact Wheel Assembly)






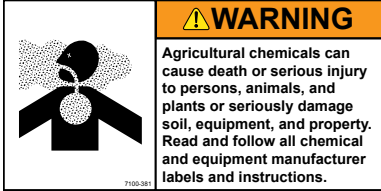


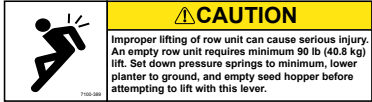
Part No.: G7100-385
Description: Decal, Warning (2012 Production and on)
Quantity: 1 (Per Contact Wheel Assembly)



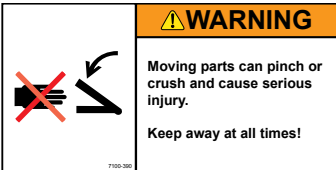
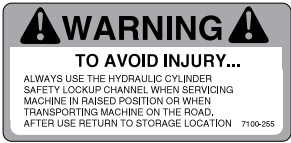
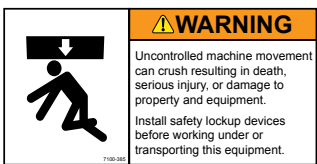





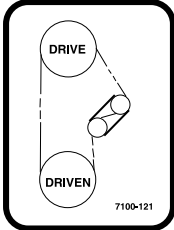

Part No.: G7100-89 (used prior to 2013 production) (replaced by G7100-402)
Description: Decal, Danger
Quantity: 1 (Per Contact Wheel Assembly)




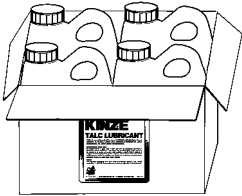
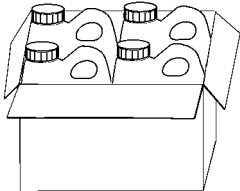








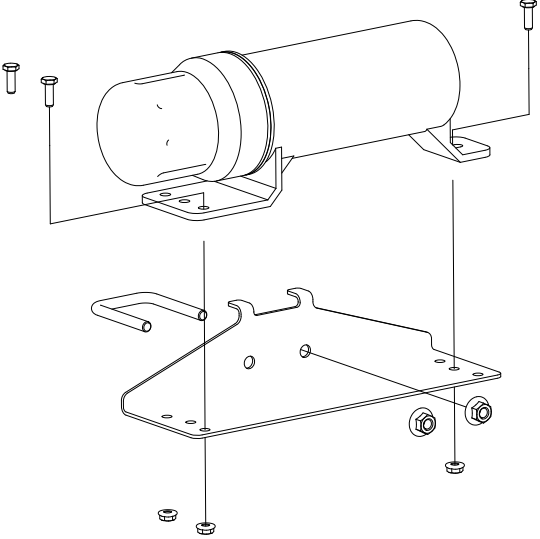

Part No.: G7100-402 (2013 production and on) (replaces G7100-89)
Description: Decal, Warning
Quantity: 1 (Per Contact Wheel Assembly)

	
	<p>Part No.: G7100-115 (used prior to 2013 production) (replaced by G7100-381)</p> <p>Description: Decal, Warning</p> <p>Quantity: 1 (1 Per Row Unit - Located On Underside Of Granular Chemical Hopper Lid)</p>
	
	<p>Part No.: G7100-381 (2013 production and on) (replaced by G7100-115)</p> <p>Description: Decal, Warning</p> <p>Quantity: 1 (1 Per Row Unit - Located On Underside Of Granular Chemical Hopper Lid)</p>
	
	<p>Part No.: G7100-249</p> <p>Description: Decal, Caution (Prior to 2012 Production)</p> <p>Quantity: 1 (Located On Interplant Push Row Unit Lift Lever)</p>
	
	<p>Part No.: G7100-389</p> <p>Description: Decal, Caution (2012 Production and on)</p> <p>Quantity: 1 (Located On Interplant Push Row Unit Lift Lever)</p>

<p style="text-align: center;">G7100-255 or G7100-385</p> 	
<p>Part No.: G7100-253 (used prior to 2013 production) (replaced by G7100-390) Description: Decal, Warning Quantity: 2 (Located On Interplant Self-Leveling Hitch Extension)</p>	
<p>Part No.: G7100-390 (2013 production and on) (replaces G7100-253) Description: Decal, Warning Quantity: 2 (Located On Interplant Self-Leveling Hitch Extension)</p>	
<p>Part No.: G7100-255 Description: Decal, Warning (Prior to 2012 Production) Quantity: 1 (Located On Interplant Lift Cylinder Lockup)</p>	
<p>Part No.: G7100-385 Description: Decal, Warning (2012 Production and On) Quantity: 1 (Located On Interplant Lift Cylinder Lockup)</p>	
<p>Part No.: GD1162 Description: Tie Strap, 28"</p> <p>Part No.: GD1512 Description: Tie Strap, 7½"</p> <p>Part No.: GD2117 Description: Tie Strap, 14½"</p> <p>Part No.: GD2984 Description: Tie Strap, 34"</p>	
<p>Part No.: G7100-295 Description: Decal, Spring Tension Release Quantity: -</p>	

<h1 style="text-align: center;">KINZE</h1>	Part No.: G7100-104 Description: Decal, KINZE, 3" x 12" Quantity: 1
<h1 style="text-align: center;">Double Frame[®]</h1>	Part No.: G7100-60 Description: Decal, Double Frame Quantity: 1
<h1 style="text-align: center;">3000</h1>	Part No.: G7100-238 Description: Decal, 3000 Quantity: 1
<p style="text-align: center;">G7100-217</p> <div style="border: 1px solid black; padding: 5px; margin: 5px auto; width: fit-content;"> <p style="text-align: center;">NOTE</p> <p>It is the responsibility of the user to read and understand the Operator's Manual in regards to safety, operation, lubrication and maintenance before operation of this equipment.</p> <p>AN OPERATOR & PARTS MANUAL IS AVAILABLE FOR THIS MACHINE.</p> <p>To obtain a manual, furnish model number and serial number and contact your KINZE Dealer or KINZE Manufacturing, Inc., P.O. Box 806 Williamsburg, IA 52361-0806 USA</p> </div> <p style="text-align: center;">G7100-387</p> <div style="display: flex; align-items: center;">  <div style="border: 1px solid black; padding: 5px;"> <p style="text-align: center;">⚠ WARNING</p> <p>Improper operation or servicing of this equipment can result in death or serious injury. Read and follow all instructions in the Operator and Parts Manual.</p> <p>Contact your Kinze dealer or go to www.kinze.com to order a replacement manual.</p> </div> </div>	<p>Part No.: G7100-217 (used prior to 2013 production) (replaced by G7100-387)</p> <p>Description: Decal, Note</p> <p>Quantity: 1</p> <hr/> <p>Part No.: G7100-387 (2013 production and on) (replaces G7100-217)</p> <p>Description: Decal, Warning</p> <p>Quantity: 1</p>
<div style="border: 2px solid black; padding: 10px; text-align: center; margin: 5px auto; width: fit-content;"> <p>TORQUE 5/8" SPINDLE BOLTS TO 120 FT/LBS. (162.7 Nm). CHECK PERIODICALLY AND RE-TORQUE AS NEEDED.</p> <p style="font-size: small;">7100-234</p> </div>	Part No.: G7100-234 Description: Decal, Bolt Torque Quantity: -
<div style="border: 1px solid black; padding: 10px; text-align: center; margin: 5px auto; width: fit-content;">  <p style="font-size: small;">7100-121</p> </div>	Part No.: G7100-121 Description: Decal, Transmission Quantity: 1
<div style="border: 2px solid black; padding: 10px; text-align: center; margin: 5px auto; width: fit-content;"> <p style="font-size: x-small;">USE 1 TABLESPOON (14.78mL) POWDERED GRAPHITE WITH EACH HOPPER FILL OF SEED. SEED TREATMENT, FOREIGN MATERIAL, DIRT OR SEED CHAFF MAY CAUSE GRADUAL REDUCTION OF SEED POPULATION. REFER TO MANUAL FOR MAINTENANCE AND CARE.</p> <p style="font-size: x-small;">7100-153</p> </div>	Part No.: G7100-153 Description: Decal, Information Quantity: 1 Per Brush-Type Seed Meter
<div style="border: 1px solid black; padding: 10px; text-align: center; margin: 5px auto; width: fit-content;">  <p style="text-align: center;">DAILY</p> <p style="font-size: x-small;">7100-111</p> </div>	Part No.: G7100-111 Description: Decal, Oil Daily Quantity: -

	<p>Part No.: G7100-116 Description: Decal, Grease Daily Quantity: -</p>
	<p>Part No.: GR0155 Description: Blue Paint, Aerosol Can</p> <p>Part No.: GR0155MPP Description: Blue Paint, Twelve Aerosol Cans</p>
	<p>Part No.: GR0146 Description: Powdered Graphite, 1 Pound Container</p> <p>Part No.: GR0146MPP Description: Powdered Graphite, Twenty-Four 1 Pound Containers</p> <p>Part No.: GR2335 Description: Powdered Graphite, 40 Pound Container</p>
	<p>Part No.: GR1570MPP Description: Talc Lubricant, Four 8 Pound Containers</p> <p>Part No.: GR1828 Description: Talc Lubricant, 30 Pound Container</p> <p>Part No.: GR2334 Description: Talc Lubricant, 40 Pound Container</p>
	<p>Part No.: GR1842MPP Description: Graphite Lubricant, Four 5 Pound Containers</p>
	<p>Part No.: GR2240 Description: Talc/Graphite Blend (80 Talc/20 Graphite), 8 Pound Container</p> <p>Part No.: GR2240MPP Description: Talc/Graphite Blend (80 Talc/20 Graphite), Four 8 Pound Containers</p> <p>Part No.: GR2336 Description: Talc/Graphite Blend (80 Talc/20 Graphite), 40 Pound Container</p>
	<p>Part No.: GR2241MPP Description: Dispensing Cap, 10/Package</p>

	<p>Part No.: G7100-292 Description: Decal, Kinze 3000 (Prior to 2011 production) Quantity: 2 (1 On Each Side of Hitch)</p>
	<p>Part No.: G7100-363 Description: Decal, Kinze 3000 (2011-2017 production) Quantity: 2 (1 On Each Side of Hitch)</p>
	<p>Part No.: G7100-560 Description: Decal, Kinze 3000 (2018 production and on) Quantity: 2 (1 On Each Side of Hitch)</p>
	<p>Part No.: GM0188-01 Description: Operator Manual, Model 3000 (Mechanical Seed Metering)</p> <p>Part No.: GM0188-02 Description: Parts Manual, Model 3000 (Mechanical Seed Metering)</p> <p>Part No.: GPR1094 Description: Binder (Contact Kinze Parts To Order)</p>
	<p>Part No.: GA15422 Description: Operator's Manual Canister Quantity: 1</p>
	<p>Part No.: GD22685 Description: Manual Canister Bracket Quantity: 1</p>
	<p>Part No.: GD22692 Description: U-Bolt, 1 3/4" x 1 3/4" x 3/8"-16 Quantity: 1</p>
	<p>Part No.: G11091 Description: Serrated Flange Nut, 3/8"-16 Quantity: 2</p>
	<p>Part No.: G11166 Description: Hex Socket Flange Cap Screw, 1/4"-20 x 3/4" Quantity: 3</p>
	<p>Part No.: G10621 Description: Serrated Flange Nut, 1/4"-20 Quantity: 3</p> <p>Part No.: G7100-484 Description: Decal, American Flag</p>

Part No.	Page	Part No.	Page	Part No.	Page	Part No.	Page
*A1000.....	P88	*A3128.....	P90	700-01082.....	P20	G10004.....	P124
*A1000.....	P90	*A3132.....	P90	700-01339.....	P24	G10004.....	P126
*A1013.....	P90	*A3135.....	P86	900-01117.....	P20	G10004.....	P138
*A1018.....	P86	*A3135.....	P88	A26287.....	P26	G10004.....	P139
*A1018.....	P88	*A3135.....	P90	A4295.....	P76	G10004.....	P140
*A1018.....	P90	*A3136.....	P86	A7370.....	P62	G10004.....	P141
*A1019.....	P88	*A3137.....	P90	A7538.....	P77	G10005.....	P44
*A1019.....	P90	*A3142.....	P86	A8011.....	P54	G10005.....	P53
*A1020.....	P86	*A3142.....	P88	A8012.....	P54	G10005.....	P62
*A1020.....	P86	*A3142.....	P88	A8013.....	P54	G10006.....	P10
*A1020.....	P86	*A3142.....	P90	A8014.....	P54	G10006.....	P38
*A1020.....	P90	*A3142.....	P90	A8015.....	P54	G10006.....	P60
*A1021.....	P86	*A3143.....	P90	A8016.....	P54	G10007.....	P2
*A1021.....	P90	*A3147.....	P86	A8017.....	P54	G10007.....	P6
*A1039.....	P90	*A3147.....	P88	A8018.....	P54	G10007.....	P13
*A1044.....	P90	*A3147.....	P90	A8019.....	P54	G10007.....	P44
*A1054.....	P90	*A3150.....	P88	A8020.....	P54	G10007.....	P45
*A1055.....	P90	*A3150.....	P90	A8775.....	P79	G10007.....	P56
*A1076.....	P86	*A3175.....	P88	A8827.....	P78	G10007.....	P105
*A1076.....	P86	*A3208.....	P88	A8923.....	P81	G10007.....	P122
*A1076.....	P88	*A3208.....	P90	A9442.....	P80	G10007.....	P124
*A1076.....	P88	*A3209.....	P90	G10001.....	P2	G10008.....	P5
*A1076.....	P90	*A3211.....	P86	G10001.....	P5	G10008.....	P70
*A1076.....	P90	*D12038.....	P77	G10001.....	P10	G10008.....	P58
*A1079.....	P90	*D12056.....	P76	G10001.....	P12	G10009.....	P58
*A1086.....	P88	*D12210.....	P76	G10001.....	P46	G10010.....	P8
*A1090.....	P90	*D12210.....	P77	G10001.....	P52	G10010.....	P40
*A1102.....	P86	*D12210.....	P78	G10001.....	P52	G10010.....	P42
*A1105.....	P88	*D12212.....	P78	G10001.....	P52	G10010.....	P44
*A1138.....	P86	*D12213.....	P78	G10001.....	P96	G10010.....	P104
*A1138.....	P88	*D12227.....	P77	G10001.....	P98	G10010.....	P113
*A1150.....	P86	*D12228.....	P77	G10001.....	P105	G10011.....	P44
*A1153.....	P86	*D12231.....	P76	G10002.....	P2	G10011.....	P44
*A1168.....	P88	*D12232.....	P76	G10002.....	P6	G10011.....	P108
*A1170.....	P86	*D12233.....	P79	G10002.....	P28	G10013.....	P12
*A1171.....	P86	*D12233.....	P80	G10002.....	P46	G10014.....	P2
*A1173.....	P86	*D12235.....	P79	G10002.....	P108	G10014.....	P8
*A1173.....	P88	*D12235.....	P80	G10003.....	P2	G10014.....	P44
*A1177.....	P86	*D12236.....	P79	G10003.....	P4	G10014.....	P45
*A1177.....	P88	*D12236.....	P80	G10003.....	P27	G10016.....	P106
*A1179.....	P86	*D12251.....	P76	G10003.....	P42	G10016.....	P116
*A1179.....	P88	*D12251.....	P77	G10003.....	P126	G10017.....	P34
*A1182.....	P86	*D12251.....	P78	G10003.....	P134	G10017.....	P34
*A1182.....	P86	*D12256.....	P79	G10004.....	P42	G10017.....	P36
*A1182.....	P88	*D12256.....	P80	G10004.....	P46	G10017.....	P36
*A24473.....	P78	*D12277.....	P79	G10004.....	P48	G10017.....	P53
*A26167.....	P77	*D12277.....	P80	G10004.....	P48	G10017.....	P67
*A26168.....	P76	*D29649.....	P76	G10004.....	P62	G10017.....	P67
*A3113.....	P86	*D29649.....	P77	G10004.....	P62	G10017.....	P108
*A3114.....	P90	*D29692.....	P79	G10004.....	P67	G10017.....	P126
*A3115.....	P88	*D29692.....	P80	G10004.....	P106	G10017.....	P138
*A3119.....	P88	*D30399.....	P78	G10004.....	P124	G10018.....	P8

Part No.	Page	Part No.	Page	Part No.	Page	Part No.	Page
G10018	P10	G10064	P61	G10102	P118	G10107	P62
G10019	P102	G10064	P62	G10102	P122	G10107	P62
G10020	P20	G10064	P92	G10102	P124	G10107	P102
G10021	P20	G10071	P60	G10102	P126	G10107	P109
G10022	P20	G10071	P58	G10102	P138	G10107	P112
G10022	P94	G10096	P122	G10103	P27	G10108	P2
G10022	P96	G10096	P124	G10103	P62	G10108	P4
G10023	P28	G10100	P106	G10103	P94	G10108	P4
G10023	P92	G10101	P5	G10103	P96	G10108	P4
G10026	P60	G10101	P12	G10104	P5	G10108	P16
G10026	P58	G10101	P13	G10104	P5	G10108	P26
G10026	P58	G10101	P27	G10104	P13	G10108	P45
G10031	P8	G10101	P45	G10104	P48	G10108	P48
G10033	P38	G10101	P48	G10104	P54	G10108	P48
G10033	P66	G10101	P52	G10104	P54	G10108	P48
G10033	P116	G10101	P81	G10104	P60	G10108	P52
G10035	P114	G10101	P96	G10104	P66	G10108	P54
G10036	P31	G10101	P98	G10104	P106	G10108	P54
G10037	P66	G10101	P99	G10104	P108	G10108	P54
G10037	P118	G10101	P102	G10104	P108	G10108	P54
G10038	P67	G10101	P106	G10104	P109	G10108	P56
G10039	P34	G10101	P126	G10104	P114	G10108	P62
G10039	P36	G10101	P126	G10104	P118	G10108	P105
G10039	P44	G10101	P134	G10104	P122	G10108	P106
G10039	P92	G10101	P138	G10104	P124	G10108	P108
G10039	P106	G10101	P139	G10104	P58	G10108	P108
G10043	P130	G10101	P140	G10104	P58	G10108	P112
G10045	P38	G10101	P141	G10105	P105	G10108	P130
G10045	P74	G10102	P10	G10105	P122	G10108	P134
G10045	P102	G10102	P10	G10105	P124	G10109	P2
G10046	P44	G10102	P38	G10105	P58	G10109	P8
G10046	P102	G10102	P38	G10105	P58	G10109	P8
G10046	P108	G10102	P44	G10106	P10	G10109	P10
G10047	P56	G10102	P53	G10106	P10	G10109	P12
G10047	P108	G10102	P66	G10106	P36	G10109	P34
G10047	P116	G10102	P66	G10106	P66	G10109	P38
G10047	P126	G10102	P66	G10106	P118	G10109	P40
G10047	P138	G10102	P66	G10106	P118	G10109	P42
G10047	P67	G10102	P67	G10106	P118	G10109	P44
G10048	P54	G10102	P67	G10106	P118	G10109	P45
G10048	P54	G10102	P70	G10106	P118	G10109	P70
G10048	P54	G10102	P72	G10106	P126	G10109	P72
G10049	P106	G10102	P74	G10106	P138	G10109	P102
G10053	P60	G10102	P74	G10107	P10	G10109	P112
G10053	P66	G10102	P92	G10107	P12	G10110	P26
G10053	P66	G10102	P92	G10107	P31	G10110	P74
G10053	P116	G10102	P102	G10107	P44	G10110	P92
G10055	P62	G10102	P104	G10107	P44	G10110	P92
G10061	P2	G10102	P108	G10107	P44	G10111	P2
G10061	P16	G10102	P114	G10107	P44	G10111	P12
G10061	P54	G10102	P114	G10107	P53	G10111	P31
G10064	P12	G10102	P116	G10107	P56	G10111	P31

Part No.	Page	Part No.	Page	Part No.	Page	Part No.	Page
G10111	P34	G10133	P72	G10227	P67	G10229	P106
G10111	P34	G10133	P102	G10227	P94	G10229	P116
G10111	P34	G10133	P112	G10227	P96	G10229	P126
G10111	P34	G10133	P118	G10227	P126	G10229	P126
G10111	P36	G10144	P139	G10227	P138	G10229	P126
G10111	P36	G10144	P139	G10228	P2	G10229	P134
G10111	P36	G10144	P140	G10228	P8	G10229	P138
G10111	P36	G10144	P140	G10228	P38	G10229	P138
G10111	P38	G10144	P141	G10228	P38	G10230	P5
G10111	P38	G10144	P141	G10228	P45	G10230	P5
G10111	P44	G10152	P10	G10228	P53	G10230	P12
G10111	P45	G10157	P53	G10228	P66	G10230	P13
G10111	P52	G10159	P60	G10228	P66	G10230	P48
G10111	P52	G10159	P58	G10228	P66	G10230	P54
G10111	P53	G10168	P74	G10228	P66	G10230	P54
G10111	P60	G10168	P74	G10228	P67	G10230	P60
G10111	P67	G10169	P53	G10228	P67	G10230	P66
G10111	P102	G10171	P10	G10228	P70	G10230	P70
G10111	P106	G10171	P118	G10228	P72	G10230	P104
G10111	P106	G10171	P118	G10228	P74	G10230	P106
G10111	P106	G10177	P66	G10228	P74	G10230	P106
G10111	P108	G10177	P118	G10228	P74	G10230	P108
G10111	P109	G10187	P70	G10228	P92	G10230	P108
G10111	P112	G10201	P2	G10228	P92	G10230	P109
G10111	P116	G10201	P4	G10228	P102	G10230	P114
G10111	P58	G10201	P26	G10228	P104	G10230	P118
G10112	P44	G10201	P45	G10228	P104	G10230	P122
G10112	P54	G10201	P48	G10228	P114	G10230	P124
G10128	P66	G10201	P118	G10228	P114	G10230	P58
G10128	P66	G10201	P118	G10228	P116	G10230	P58
G10128	P67	G10204	P2	G10228	P118	G10231	P60
G10130	P63	G10204	P6	G10228	P122	G10231	P122
G10130	P64	G10204	P8	G10228	P124	G10231	P124
G10130	P126	G10204	P45	G10228	P126	G10231	P58
G10130	P127	G10204	P102	G10228	P138	G10231	P58
G10130	P138	G10204	P113	G10229	P5	G10232	P10
G10130	P139	G10207	P4	G10229	P12	G10232	P10
G10130	P140	G10207	P46	G10229	P13	G10232	P66
G10130	P141	G10210	P56	G10229	P27	G10232	P102
G10131	P63	G10213	P40	G10229	P28	G10232	P108
G10131	P64	G10213	P44	G10229	P42	G10232	P118
G10131	P139	G10215	P86	G10229	P42	G10232	P118
G10131	P140	G10215	P88	G10229	P52	G10232	P118
G10131	P141	G10215	P90	G10229	P52	G10232	P118
G10133	P2	G10216	P2	G10229	P62	G10232	P118
G10133	P12	G10216	P8	G10229	P67	G10232	P126
G10133	P38	G10216	P45	G10229	P67	G10232	P138
G10133	P40	G10216	P48	G10229	P96	G10233	P62
G10133	P42	G10217	P109	G10229	P98	G10233	P63
G10133	P44	G10220	P105	G10229	P99	G10233	P63
G10133	P45	G10227	P27	G10229	P102	G10233	P64
G10133	P70	G10227	P62	G10229	P106	G10233	P64

Part No.	Page	Part No.	Page	Part No.	Page	Part No.	Page
G10233	P66	G10325	P6	G10460	P127	G10585	P36
G10233	P113	G10325	P26	G10460	P138	G10585	P116
G10233	P116	G10325	P45	G10460	P58	G10587	P118
G10233	P120	G10325	P52	G10463	P10	G10588	P118
G10233	P126	G10326	P2	G10463	P45	G10592	P106
G10233	P138	G10326	P4	G10463	P48	G10594	P106
G10235	P62	G10338	P8	G10470	P20	G10597	P34
G10237	P106	G10338	P16	G10475	P24	G10597	P36
G10278	P122	G10348	P38	G10478	P126	G10599	P12
G10284	P46	G10348	P53	G10485	P124	G10599	P13
G10284	P48	G10370	P62	G10496	P67	G10599	P46
G10292	P127	G10371	P38	G10496	P127	G10599	P48
G10303	P10	G10400	P44	G10496	P138	G10599	P106
G10303	P34	G10401	P20	G10499	P102	G10602	P16
G10303	P61	G10408	P116	G10500	P20	G10602	P20
G10303	P62	G10409	P116	G10501	P38	G10602	P22
G10303	P66	G10409	P126	G10501	P62	G10602	P29
G10303	P118	G10419	P116	G10503	P34	G10602	P62
G10303	P118	G10427	P6	G10503	P36	G10602	P63
G10303	P126	G10427	P10	G10503	P40	G10602	P64
G10303	P138	G10428	P52	G10503	P42	G10602	P67
G10303	P139	G10430	P64	G10503	P44	G10602	P116
G10303	P140	G10438	P4	G10503	P102	G10602	P127
G10303	P141	G10438	P104	G10503	P112	G10602	P138
G10304	P4	G10445	P116	G10504	P102	G10603	P20
G10305	P30	G10450	P109	G10507	P106	G10603	P22
G10305	P30	G10451	P46	G10526	P104	G10603	P112
G10305	P102	G10451	P48	G10527	P67	G10604	P20
G10306	P27	G10451	P52	G10529	P30	G10610	P104
G10306	P62	G10451	P102	G10531	P22	G10610	P58
G10306	P108	G10451	P118	G10536	P34	G10615	P127
G10306	P112	G10452	P27	G10536	P36	G10619	P122
G10306	P134	G10453	P64	G10542	P102	G10619	P124
G10307	P45	G10455	P66	G10544	P74	G10620	P2
G10307	P48	G10455	P116	G10546	P16	G10620	P4
G10308	P12	G10455	P137	G10546	P29	G10620	P8
G10309	P2	G10456	P104	G10551	P4	G10620	P16
G10309	P16	G10459	P106	G10551	P46	G10620	P26
G10309	P45	G10460	P52	G10560	P104	G10620	P45
G10310	P26	G10460	P60	G10561	P118	G10620	P61
G10310	P27	G10460	P63	G10567	P16	G10620	P62
G10312	P2	G10460	P64	G10567	P29	G10620	P104
G10312	P4	G10460	P67	G10570	P29	G10620	P113
G10312	P26	G10460	P70	G10572	P36	G10621	P2
G10312	P45	G10460	P72	G10574	P31	G10621	P16
G10315	P10	G10460	P72	G10574	P31	G10621	P20
G10315	P12	G10460	P72	G10574	P38	G10621	P20
G10315	P26	G10460	P72	G10574	P44	G10621	P26
G10318	P36	G10460	P72	G10574	P52	G10621	P28
G10322	P106	G10460	P72	G10581	P52	G10621	P30
G10323	P20	G10460	P116	G10581	P58	G10621	P45
G10325	P2	G10460	P118	G10585	P34	G10621	P61

Part No.	Page	Part No.	Page	Part No.	Page	Part No.	Page
G10621	P151	G10671	P56	G10870	P67	G11085	P54
G10622	P2	G10672	P118	G10871	P108	G11091	P48
G10622	P6	G10672	P122	G10874	P62	G11091	P124
G10622	P6	G10672	P124	G10879	P72	G11091	P124
G10622	P30	G10674	P122	G10895	P54	G11091	P151
G10622	P30	G10674	P124	G10901	P124	G11098	P40
G10622	P45	G10674	P124	G10903	P54	G11100	P67
G10622	P62	G10676	P118	G10908	P112	G11100	P126
G10626	P122	G10681	P102	G10912	P6	G11100	P138
G10626	P124	G10681	P126	G10912	P46	G11151	P22
G10626	P124	G10681	P139	G10912	P48	G11166	P151
G10629	P122	G10681	P140	G10917	P122	G11182	P122
G10629	P124	G10681	P141	G10923	P63	G11202	P99
G10629	P127	G10686	P99	G10923	P64	G11209	P26
G10633	P122	G10688	P130	G10923	P126	G11228	P42
G10633	P124	G10690	P20	G10923	P127	G11232	P62
G10634	P22	G10693	P130	G10923	P138	G11236	P42
G10636	P60	G10693	P134	G10933	P2	G11237	P127
G10636	P58	G10718	P48	G10933	P46	G11314	P60
G10640	P8	G10718	P139	G10938	P102	G11385	P26
G10640	P52	G10718	P140	G10939	P81	G11385	P29
G10640	P66	G10718	P141	G10940	P2	G11385	P62
G10640	P70	G10722	P74	G10940	P8	G11385	P92
G10640	P70	G10725	P74	G10940	P45	G11385	P94
G10640	P72	G10730	P44	G10957	P81	G11385	P96
G10640	P72	G10732	P2	G10961	P104	G11385	P138
G10640	P104	G10732	P5	G10961	P113	G11386	P10
G10640	P106	G10732	P45	G10966	P26	G11386	P34
G10640	P108	G10732	P48	G10974	P40	G11386	P61
G10640	P112	G10751	P2	G10974	P40	G11386	P102
G10640	P116	G10751	P16	G10974	P42	G11386	P108
G10640	P118	G10751	P45	G10974	P44	G11386	P118
G10640	P126	G10751	P48	G10991	P108	G11386	P118
G10640	P139	G10751	P48	G10991	P134	G11386	P118
G10640	P140	G10752	P2	G10993	P54	G11386	P139
G10640	P141	G10752	P16	G10994	P127	G11386	P139
G10640	P58	G10757	P26	G10995	P127	G11386	P140
G10641	P72	G10758	P26	G11009	P20	G11386	P140
G10641	P105	G10765	P40	G11009	P22	G11386	P141
G10641	P126	G10765	P42	G11010	P44	G11386	P141
G10643	P44	G10765	P44	G11015	P4	G11387	P2
G10645	P52	G10821	P66	G11015	P46	G11387	P4
G10647	P54	G10821	P116	G11034	P112	G11387	P10
G10655	P118	G10821	P137	G11073	P29	G11387	P12
G10660	P29	G10830	P112	G11075	P67	G11387	P12
G10669	P4	G10844	P74	G11075	P127	G11387	P12
G10669	P46	G10860	P61	G11075	P138	G11387	P13
G10670	P26	G10860	P67	G11078	P66	G11387	P16
G10670	P28	G10861	P10	G11078	P127	G11387	P26
G10670	P70	G10862	P106	G11078	P138	G11387	P27
G10670	P118	G10864	P26	G11081	P60	G11387	P46
G10670	P126	G10870	P61	G11081	P58	G11387	P48

Part No.	Page	Part No.	Page	Part No.	Page	Part No.	Page
G11387	P48	G11391	P105	G1K267	P96	G306-08.	P88
G11387	P52	G11391	P106	G1K267	P98	G306-08.	P90
G11387	P54	G11391	P109	G1K268	P94	G3303-114.	P26
G11387	P62	G11391	P112	G1K268	P96	G3303-16.	P4
G11387	P67	G11391	P113	G1K268	P98	G3303-96.	P48
G11387	P67	G11391	P58	G1K269	P63	G3303-98.	P4
G11387	P102	G11392	P42	G1K269	P64	G3305-01.	P30
G11387	P106	G11394	P52	G1K269	P127	G3310-100.	P66
G11387	P106	G11396	P52	G1K269	P138	G3310-126.	P126
G11387	P108	G11396	P72	G1K296	P8	G3310-132.	P62
G11387	P112	G11396	P58	G1K320	P92	G3310-140.	P138
G11387	P116	G11400	P60	G1K320	P96	G3310-80.	P67
G11387	P126	G11418	P74	G1K320	P98	G3310-92.	P66
G11387	P126	G11419	P2	G1K321	P92	G3310-98.	P116
G11387	P134	G11419	P10	G1K321	P96	G3324-01.	P56
G11387	P138	G11419	P12	G1K321	P98	G3400-01.	P62
G11387	P138	G11419	P45	G1K322	P96	G3400-01.	P67
G11389	P34	G11436	P102	G1K322	P98	G3400-01.	P126
G11389	P34	G11436	P106	G1K323	P95	G3400-01.	P138
G11389	P34	G11436	P108	G1K323	P98	G4100-02.	P53
G11389	P36	G11448	P24	G1K345	P12	G4200-01.	P122
G11389	P36	G11453	P67	G1K362	P94	G4200-02.	P124
G11389	P36	G11453	P126	G1K362	P96	G4200-03.	P124
G11389	P40	G11514	P2	G1K362	P99	G4205-11.	P122
G11389	P40	G11514	P5	G1K363	P94	G4301-01.	P126
G11389	P42	G11514	P16	G1K363	P96	G4301-01.	P139
G11389	P46	G11514	P16	G1K363	P99	G4301-03.	P126
G11389	P52	G11514	P46	G1K378	P67	G4301-03.	P140
G11389	P52	G11514	P48	G1K378	P127	G4301-04.	P126
G11389	P53	G11514	P48	G1K378	P138	G4301-04.	P141
G11389	P53	G11514	P48	G1K385	P27	G4602-01.	P124
G11389	P104	G11591	P4	G1K531	P42	G6326X	P5
G11389	P106	G11591	P46	G1K534	P48	G6400-08.	P86
G11389	P108	G11592	P4	G1K535	P48	G6400-08.	P88
G11389	P109	G11592	P46	G2100-03.	P62	G6400-08.	P90
G11389	P116	G11793	P29	G2100-03.	P67	G6400-08.	P90
G11389	P118	G11874	P56	G2100-03.	P67	G6400-08-04	P90
G11391	P2	G11960	P99	G2100-03.	P138	G6400-08-06	P90
G11391	P5	G11961	P99	G2100-03	P126	G6408-08.	P76
G11391	P12	G1K215	P104	G2403-06.	P86	G6408-08.	P77
G11391	P16	G1K248	P92	G2403-08.	P86	G6408-08.	P78
G11391	P16	G1K248	P94	G2403-08.	P86	G6408-08.	P79
G11391	P36	G1K248	P96	G2403-08.	P88	G6408-08.	P80
G11391	P44	G1K248	P99	G2403-08.	P90	G6500-06.	P86
G11391	P45	G1K249	P96	G2603-08.	P88	G6500-06.	P88
G11391	P48	G1K249	P98	G2603-08.	P90	G6500-08.	P90
G11391	P48	G1K252	P92	G2603-08-08-06	P86	G6500-08-06	P90
G11391	P56	G1K252	P94	G2603-08-08-06	P88	G6502-06.	P86
G11391	P60	G1K252	P96	G2701-08.	P86	G6502-06.	P88
G11391	P62	G1K252	P99	G2703-08.	P88	G6502-08.	P90
G11391	P74	G1K253	P62	G2703-08.	P90	G6602-08.	P88
G11391	P104	G1K267	P94	G306-08.	P86	G6602-08.	P90

Part No.	Page	Part No.	Page	Part No.	Page	Part No.	Page
G6795X	P114	G9934X	P46	GA14251	P40	GA20902	P96
G6801-06-08	P86	G9948X	P56	GA14251	P42	GA20902	P98
G6801-06-08	P88	GA0167	P74	GA14348	P60	GA2094	P30
G6801-08	P86	GA0237	P105	GA14349	P60	GA21104	P77
G6801-08	P88	GA0245	P74	GA14412	P58	GA21105	P77
G6801-08	P90	GA0257	P74	GA14412	P60	GA21106	P76
G7100-104	P149	GA0312	P102	GA14413	P60	GA21106	P77
G7100-111	P149	GA0328	P102	GA14413	P58	GA21111	P76
G7100-115	P147	GA0378	P64	GA15151	P74	GA21112	P76
G7100-116	P150	GA0810	P102	GA15197	P2	GA21158	P80
G7100-121	P149	GA0863	P118	GA15197	P12	GA21159	P80
G7100-153	P149	GA0864	P118	GA15197	P13	GA21167	P79
G7100-217	P149	GA0895	P58	GA15197	P46	GA21168	P79
G7100-234	P149	GA0898	P118	GA15312	P44	GA21184	P78
G7100-238	P149	GA10036	P113	GA15415	P102	GA21185	P78
G7100-249	P147	GA10037	P113	GA15415	P106	GA2147	P58
G7100-253	P148	GA10047	P108	GA15415	P108	GA2148	P58
G7100-255	P148	GA10048	P108	GA15416	P102	GA21515	P94
G7100-260	P144	GA10137	P16	GA15416	P106	GA21515	P96
G7100-261	P144	GA10151	P16	GA15416	P108	GA21515	P98
G7100-263	P144	GA10157	P4	GA15422	P151	GA21676	P8
G7100-292	P151	GA10570	P94	GA16082	P98	GA21677	P8
G7100-295	P148	GA10575	P96	GA16428	P122	GA21798	P116
G7100-302	P145	GA10601	P94	GA16428	P124	GA22165	P12
G7100-363	P151	GA10601	P96	GA1720	P5	GA24239	P31
G7100-381	P147	GA11397	P108	GA1720	P48	GA24576	P8
G7100-385	P146	GA11398	P108	GA18201	P20	GA24693	P2
G7100-385	P148	GA11591	P72	GA18208	P22	GA24693	P5
G7100-387	P149	GA11766	P72	GA2007	P2	GA24825	P60
G7100-389	P147	GA11767	P72	GA2007	P16	GA24826	P60
G7100-390	P148	GA11969	P46	GA2007	P46	GA24828	P60
G7100-393	P145	GA11969	P48	GA2012L	P2	GA24956	P24
G7100-397	P143	GA11971	P46	GA2012L	P6	GA25180	P2
G7100-402	P146	GA11971	P48	GA2012L	P46	GA25181	P48
G7100-42	P143	GA12108	P109	GA2012R	P2	GA2558	P58
G7100-46	P145	GA12109	P109	GA2012R	P6	GA26287	P28
G7100-47	P146	GA12235	P42	GA2012R	P46	GA26296	P16
G7100-484	P151	GA12235	P44	GA2014	P6	GA26297	P46
G7100-557	P144	GA12236	P38	GA2014	P10	GA3893	P127
G7100-557	P144	GA12236	P42	GA2014	P36	GA4235	P116
G7100-558	P144	GA12236	P44	GA2014	P38	GA4265	P54
G7100-559	P144	GA12330	P134	GA2014	P40	GA4286	P105
G7100-559	P144	GA12403	P98	GA2014	P42	GA4287	P105
G7100-560	P151	GA13521	P99	GA2014	P44	GA4376	P60
G7100-60	P149	GA13522	P99	GA2014	P102	GA4444	P28
G7100-89	P146	GA1369	P102	GA2014	P112	GA4976	P122
G7100-90	P145	GA13719	P74	GA2019	P20	GA4976	P124
G7536X	P22	GA13790	P61	GA2020	P20	GA5090	P62
G7566X	P13	GA14049	P122	GA2054	P10	GA5105	P62
G8647x	P98	GA14049	P124	GA2068	P62	GA5105	P66
G9934X	P2	GA14112	P124	GA2075	P27	GA5105	P116
G9934X	P45	GA14250	P42	GA20902	P94	GA5105	P137

Part No.	Page	Part No.	Page	Part No.	Page	Part No.	Page
GA5106	P66	GA5629	P66	GA6597	P12	GA7854	P98
GA5106	P67	GA5652	P118	GA6618	P10	GA7855	P94
GA5107	P66	GA5654	P36	GA6619	P10	GA7855	P96
GA5107	P116	GA5654	P38	GA6620	P10	GA7855	P98
GA5107	P137	GA5654	P40	GA6633	P22	GA7856	P94
GA5108	P66	GA5654	P42	GA6699	P92	GA7856	P96
GA5109	P66	GA5654	P44	GA6700	P92	GA7856	P98
GA5110	P66	GA5654	P112	GA6701	P92	GA7857	P94
GA5111	P66	GA5666	P118	GA6733	P10	GA7857	P96
GA5112	P66	GA5667	P118	GA6741	P26	GA7857	P98
GA5113	P66	GA5698	P22	GA6761	P52	GA7858	P95
GA5114	P63	GA5698	P24	GA6801	P10	GA7858	P98
GA5114	P116	GA5699	P22	GA6823	P92	GA7859	P96
GA5115	P116	GA5699	P24	GA6824	P92	GA7859	P98
GA5116	P66	GA5715	P34	GA6832	P38	GA7909	P54
GA5116	P116	GA5715	P36	GA6833	P38	GA7998	P112
GA5116	P116	GA5718	P36	GA6834	P38	GA7999	P112
GA5118	P62	GA5719	P34	GA6838	P38	GA8021	P94
GA5121	P60	GA5719	P36	GA6907	P26	GA8021	P96
GA5121	P58	GA5786	P48	GA6966	P108	GA8021	P98
GA5122	P60	GA5787	P46	GA7154	P66	GA8022	P94
GA5122	P58	GA5787	P48	GA7235	P61	GA8022	P96
GA5130	P72	GA5791	P61	GA7239	P106	GA8022	P98
GA5146	P67	GA5794	P22	GA7240	P106	GA8026	P95
GA5157	P62	GA5795	P22	GA7255	P22	GA8026	P98
GA5158	P62	GA5796	P22	GA7271	P40	GA8046	P94
GA5164	P64	GA5834	P22	GA7313	P116	GA8046	P96
GA5165	P64	GA5887	P105	GA7336	P67	GA8046	P98
GA5173	P72	GA5892	P34	GA7336	P116	GA8047	P92
GA5175	P70	GA5917	P122	GA7336	P126	GA8047	P94
GA5177	P70	GA5917	P124	GA7336	P138	GA8047	P96
GA5178	P70	GA5982	P22	GA7375	P122	GA8047	P98
GA5183	P70	GA6038	P22	GA7375	P124	GA8069	P130
GA5184	P70	GA6147	P96	GA7376	P58	GA8130	P81
GA5188	P72	GA6147	P99	GA7409	P58	GA8305	P104
GA5190	P72	GA6168	P22	GA7434	P60	GA8306	P104
GA5194	P126	GA6171	P8	GA7434	P58	GA8324	P2
GA5197	P54	GA6171	P10	GA7445	P40	GA8324	P6
GA5202	P67	GA6171	P12	GA7445	P44	GA8324	P46
GA5202	P137	GA6171	P12	GA7445	P112	GA8326	P29
GA5223	P116	GA6171	P104	GA7446	P38	GA8343	P20
GA5229	P138	GA6171	P113	GA7446	P40	GA8364	P29
GA5230	P114	GA6182	P22	GA7446	P44	GA8366	P29
GA5231	P114	GA6184	P22	GA7446	P112	GA8371	P28
GA5236	P114	GA6187	P22	GA7850	P94	GA8483	P102
GA5237	P114	GA6337	P116	GA7850	P96	GA8487	P52
GA5385	P92	GA6434	P12	GA7850	P98	GA8488	P52
GA5600	P95	GA6478	P22	GA7853	P94	GA8603	P31
GA5600	P98	GA6501	P126	GA7853	P96	GA8603	P44
GA5624	P66	GA6513	P137	GA7853	P98	GA8603	P108
GA5624	P116	GA6514	P137	GA7854	P94	GA8641	P31
GA5625	P31	GA6515	P137	GA7854	P96	GA8641	P44

Part No.	Page	Part No.	Page	Part No.	Page	Part No.	Page
GA8656	P52	GA9870	P62	GB0274	P4	GB1130	P24
GA8670	P54	GA9872	P52	GB0274	P46	GB1131	P24
GA8676	P52	GA9877	P58	GB0276	P8	GB1132	P24
GA8685	P102	GA9978	P94	GB0278	P16	GB1133	P24
GA8688	P106	GA9978	P96	GB0278	P29	GB1134	P24
GA8689	P106	GA9978	P98	GB0282	P2	GB1147	P24
GA8690	P139	GA9979	P94	GB0282	P12	GB1148	P24
GA8691	P140	GA9979	P96	GB0282	P46	GB1171	P24
GA8692	P141	GA9979	P98	GB0285	P4	GD0438	P70
GA8760	P40	GB0110	P20	GB0285	P46	GD0453-02	P70
GA8760	P42	GB0115	P29	GB0287	P63	GD0453-03	P72
GA8839	P58	GB0116	P29	GB0287	P64	GD0453-06	P70
GA8845	P102	GB0120	P20	GB0296	P108	GD0453-07	P70
GA8877	P104	GB0134	P102	GB0301	P6	GD0462	P70
GA8877	P113	GB0156	P53	GB0301	P46	GD0487	P102
GA8897	P81	GB0186	P5	GB0301	P48	GD0652	P72
GA8924	P81	GB0198	P118	GB0314	P2	GD0746	P74
GA8930	P48	GB0199	P118	GB0314	P16	GD0752-41	P72
GA8931	P136	GB0200	P118	GB0314	P46	GD0840	P74
GA9007	P54	GB0205	P105	GB0314	P48	GD0914-109	P63
GA9131	P44	GB0206	P106	GB0322	P108	GD0914-134	P63
GA9144	P96	GB0209	P106	GB0323	P108	GD0914-170	P64
GA9144	P98	GB0210	P106	GB0331	P16	GD0914-210	P64
GA9195	P102	GB0212	P104	GB0366	P5	GD0914-230	P64
GA9206	P92	GB0213	P44	GB0383	P42	GD0962	P102
GA9207	P92	GB0218	P2	GB0387	P38	GD10036	P2
GA9426	P54	GB0218	P5	GB0387	P42	GD10036	P5
GA9427	P54	GB0218	P16	GB0387	P44	GD10110	P122
GA9428	P53	GB0218	P44	GB0400	P109	GD10110	P124
GA9429	P53	GB0218	P46	GB0405	P109	GD10161	P116
GA9430	P114	GB0218	P48	GB0410	P20	GD10242	P106
GA9431	P114	GB0218	P62	GB0410	P20	GD1026	P2
GA9433	P108	GB0218	P105	GB0464	P42	GD1026	P4
GA9434	P108	GB0239	P2	GB0464	P42	GD1026	P26
GA9437	P108	GB0239	P10	GB0554	P74	GD1026	P46
GA9438	P54	GB0239	P12	GB0968	P46	GD1026	P48
GA9439	P54	GB0239	P46	GB0968	P48	GD1026	P62
GA9472	P113	GB0254	P2	GB1081	P24	GD1026	P67
GA9564	P108	GB0254	P12	GB1084	P24	GD1026	P108
GA9565	P108	GB0254	P46	GB1085	P24	GD1026	P116
GA9714	P17	GB0259	P67	GB1090	P94	GD1026	P126
GA9819	P108	GB0265	P2	GB1090	P94	GD1026	P138
GA9820	P109	GB0265	P4	GB1090	P96	GD10273	P106
GA9821	P108	GB0265	P46	GB1090	P96	GD10283	P74
GA9822	P109	GB0266	P4	GB1090	P98	GD10303	P106
GA9844	P44	GB0266	P46	GB1090	P98	GD10304	P106
GA9845	P44	GB0267	P4	GB1090	P94	GD1041	P20
GA9846	P62	GB0267	P46	GB1090	P96	GD1042	P20
GA9857	P96	GB0268	P2	GB1090	P98	GD10473	P6
GA9861	P44	GB0268	P10	GB1107	P24	GD10473	P10
GA9862	P44	GB0268	P12	GB1123	P24	GD10487	P106
GA9865	P44	GB0268	P46	GB1124	P24	GD10519	P40

Part No.	Page	Part No.	Page	Part No.	Page	Part No.	Page
GD10519	P42	GD1115L	P27	GD11535	P52	GD12676	P108
GD10519	P44	GD1115R	P27	GD11557	P108	GD12677	P108
GD10526	P40	GD1116	P27	GD11558	P108	GD12679	P108
GD10552	P38	GD11178	P112	GD11559	P52	GD12684	P112
GD10552	P40	GD1118	P27	GD1162	P148	GD12685	P108
GD10552	P44	GD11180	P126	GD11657	P52	GD12817	P44
GD10552	P112	GD11188	P112	GD11662	P52	GD12826	P44
GD1059L	P28	GD11218	P46	GD11677	P31	GD12827	P44
GD1059R	P28	GD11218	P48	GD11695	P58	GD12829	P44
GD1060	P28	GD11219	P26	GD11700	P126	GD13287	P108
GD1061	P29	GD11239	P16	GD11705	P102	GD13309	P113
GD1063	P29	GD11239	P29	GD11721	P122	GD13348	P98
GD1065	P2	GD11240	P29	GD11721	P124	GD13361	P4
GD1065	P4	GD11259	P4	GD11747	P17	GD13361	P46
GD1083	P20	GD11259	P46	GD11787	P20	GD1337	P122
GD1085	P12	GD11264	P48	GD11836	P112	GD13401	P60
GD1086	P8	GD11265	P112	GD11845	P2	GD13401	P58
GD10867	P48	GD11266	P112	GD11845	P4	GD1379	P118
GD10963	P26	GD11279	P17	GD11845	P6	GD1380	P118
GD10984	P26	GD11286	P20	GD11845	P10	GD14170	P44
GD10991	P8	GD11297	P29	GD11845	P46	GD14217	P5
GD10993	P4	GD11305	P26	GD11953	P104	GD14413	P67
GD10993	P46	GD11306	P6	GD11953	P113	GD14413	P127
GD11001	P4	GD11306	P102	GD11954	P104	GD14413	P138
GD11017	P2	GD11311	P20	GD11954	P113	GD14427	P67
GD11017	P6	GD11313	P13	GD11962	P2	GD14427	P127
GD11017	P46	GD1132	P36	GD11962	P4	GD14427	P138
GD1104	P106	GD1132	P38	GD11962	P26	GD14431	P66
GD11045	P63	GD1132	P40	GD11985	P78	GD14431	P127
GD11045	P64	GD1132	P42	GD11995	P81	GD14431	P138
GD11045	P126	GD1132	P44	GD1200	P118	GD14432	P67
GD11045	P138	GD1132	P102	GD1207	P118	GD14432	P127
GD11089	P92	GD1132	P112	GD1209	P118	GD14432	P138
GD11089	P94	GD1138	P102	GD1210	P118	GD14559	P106
GD11089	P96	GD1138	P114	GD12101	P79	GD1512	P148
GD11089	P99	GD11413	P16	GD12101	P80	GD1514	P122
GD1109	P10	GD11413	P29	GD12102	P76	GD1514	P124
GD1109	P12	GD11422	P2	GD12102	P77	GD1515	P122
GD11122	P22	GD11422	P5	GD12102	P78	GD1515	P124
GD11123	P124	GD11423	P104	GD1213	P118	GD1516	P122
GD11124	P124	GD11423	P113	GD1213	P118	GD1516	P124
GD1113	P48	GD11424	P28	GD12505	P77	GD1517	P122
GD1113	P54	GD1143	P30	GD12507	P76	GD1517	P124
GD1113	P108	GD1144	P30	GD12510	P79	GD1520	P122
GD1113	P108	GD1145	P30	GD12510	P80	GD15386	P72
GD1113	P109	GD11458	P60	GD12513	P81	GD15538	P67
GD1114	P5	GD11474	P99	GD12534	P38	GD15685	P126
GD1114	P48	GD11490	P60	GD12543	P58	GD15685	P138
GD1114	P54	GD11490	P58	GD1255	P64	GD15698	P20
GD1114	P106	GD11508	P13	GD1256	P64	GD15699	P22
GD1114	P114	GD11509	P13	GD12561	P17	GD15699	P24
GD1114	P118	GD11528	P20	GD12571	P66	GD15747	P16

Part No.	Page	Part No.	Page	Part No.	Page	Part No.	Page
GD15970	P4	GD2558	P116	GD34178	P60	GD5988	P138
GD16245	P4	GD2558	P137	GD34206	P8	GD5990	P127
GD16245	P46	GD2589	P102	GD34923	P105	GD5990	P138
GD16302	P67	GD2597	P74	GD35127	P56	GD6027	P52
GD1657	P102	GD26146	P12	GD35339	P56	GD6027	P54
GD1673	P102	GD26419	P20	GD35340	P56	GD6027	P54
GD1685-12	P114	GD26594	P20	GD35444	P2	GD6165	P138
GD1685-13	P114	GD26973	P42	GD35444	P4	GD6291	P95
GD1685-14	P114	GD2721	P70	GD35444	P46	GD6551	P66
GD1685-15	P114	GD2721	P72	GD35471	P48	GD6553	P105
GD1685-16	P114	GD27233	P79	GD35472	P48	GD6825-10.5	P62
GD1748	P122	GD27233	P80	GD35784-01	P24	GD7127	P66
GD1748	P124	GD27234	P78	GD3612	P4	GD7127	P116
GD1755	P22	GD27235	P76	GD3612	P46	GD7127	P137
GD18118	P99	GD27235	P77	GD36277	P26	GD7140	P53
GD18168	P99	GD27235	P81	GD3839	P127	GD7145	P92
GD1862	P122	GD2734-08	P126	GD3839	P138	GD7145	P122
GD1862	P124	GD2734-08	P138	GD4887-01	P66	GD7145	P124
GD18704	P20	GD28390	P2	GD5752	P62	GD7148	P29
GD19292	P31	GD28390	P4	GD5753	P62	GD7152	P92
GD19292	P44	GD28390	P46	GD5756	P62	GD7258	P29
GD19333	P20	GD29221	P54	GD5756	P67	GD7318	P2
GD19343	P67	GD29459	P46	GD5789	P61	GD7318	P4
GD19343	P127	GD29459	P48	GD5790	P61	GD7426	P62
GD19343	P138	GD2947	P26	GD5824	P67	GD7426	P67
GD19790	P20	GD2947	P27	GD5827	P61	GD7426	P116
GD20060	P124	GD29689	P79	GD5827	P66	GD7426	P126
GD20456	P60	GD29689	P80	GD5830	P67	GD7426	P138
GD20461	P60	GD2971-10	P26	GD5835	P67	GD7639	P94
GD2117	P148	GD2971-26	P2	GD5841	P60	GD7639	P96
GD21398	P118	GD2971-26	P6	GD5841	P58	GD7803	P31
GD21540	P74	GD2971-26	P46	GD5857	P38	GD7803	P44
GD2161	P72	GD2984	P148	GD5857	P61	GD7804	P31
GD2199	P92	GD30401	P78	GD5857	P66	GD7804	P44
GD2199	P143	GD30622	P65	GD5857	P116	GD7817-01	P36
GD22685	P151	GD30622	P65	GD5857	P127	GD7817-04	P36
GD22692	P151	GD30622	P67	GD5857	P138	GD7817-04	P112
GD2412	P118	GD30624	P65	GD5860	P62	GD7819	P63
GD2423	P26	GD30624	P65	GD5875	P54	GD7822	P66
GD24545	P2	GD30624	P67	GD5875	P72	GD7823	P36
GD24545	P4	GD30725	P2	GD5884-01	P64	GD7848	P118
GD24545	P46	GD30725	P6	GD5885-01	P64	GD7867	P116
GD2460	P30	GD30725	P42	GD5885-02	P63	GD7867	P120
GD2548-15.5	P120	GD30725	P46	GD5885-03	P63	GD7868	P120
GD2548-25.5	P120	GD30725	P102	GD5886	P116	GD7870	P116
GD2548-27.5	P120	GD31353MPP	P12	GD5886	P120	GD7871	P116
GD25568	P46	GD31450	P66	GD5888	P54	GD7878	P22
GD25568	P48	GD31466	P8	GD5892	P70	GD7889	P34
GD25569	P46	GD3180-12	P10	GD5958	P63	GD7889	P36
GD25569	P48	GD3180-17	P116	GD5960	P64	GD7890	P34
GD2558	P62	GD3214	P72	GD5961	P63	GD7890	P36
GD2558	P67	GD34021-02	P24	GD5961	P64	GD7900	P105

Part No.	Page	Part No.	Page	Part No.	Page	Part No.	Page
GD7904-02	P106	GD9720	P38	GR0226	P141	GR1037	P86
GD7907	P106	GD9724	P38	GR0227	P139	GR1037	P86
GD7908	P105	GD9724	P40	GR0228	P139	GR1037	P86
GD7911	P104	GD9724	P42	GR0228	P140	GR1037	P88
GD7912	P106	GD9724	P44	GR0229	P140	GR1037	P88
GD7944	P52	GD9724	P112	GR0229	P141	GR1037	P88
GD7944	P62	GM0188-01	P151	GR0231	P140	GR1037	P90
GD7962	P105	GM0188-02	P151	GR0231	P141	GR1037	P90
GD7962	P112	GR0146	P150	GR0232	P139	GR1037	P90
GD8218	P104	GR0146MPP	P150	GR0232	P140	GR1045	P90
GD8224	P106	GR0150	P74	GR0232	P141	GR1104	P134
GD8237	P22	GR0151	P74	GR0233	P140	GR1112	P134
GD8238	P105	GR0155	P150	GR0255	P53	GR1114	P130
GD8239	P106	GR0155MPP	P150	GR0270	P60	GR1116	P130
GD8247	P105	GR0188	P105	GR0270	P58	GR1116	P134
GD8249	P5	GR0193	P70	GR0279	P141	GR1118	P130
GD8266	P34	GR0196	P4	GR0280	P141	GR1118	P134
GD8276	P106	GR0196	P26	GR0281	P141	GR1120	P134
GD8304	P92	GR0196	P48	GR0282	P141	GR1122	P126
GD8307	P36	GR0207	P139	GR0283	P141	GR1123	P134
GD8308	P104	GR0207	P140	GR0284	P141	GR1124	P134
GD8460	P2	GR0207	P141	GR0434	P60	GR1129	P132
GD8460	P12	GR0208	P139	GR0434	P58	GR1130	P132
GD8460	P46	GR0208	P140	GR0508	P122	GR1133	P132
GD8751	P95	GR0209	P139	GR0508	P124	GR1134	P132
GD8751	P98	GR0211	P139	GR0586	P96	GR1134	P134
GD8770	P95	GR0211	P140	GR0586	P98	GR1142	P132
GD8770	P98	GR0211	P141	GR0594	P94	GR1144	P132
GD8771	P96	GR0212	P139	GR0594	P96	GR1165	P130
GD8771	P98	GR0212	P140	GR0594	P98	GR1167	P130
GD8778	P22	GR0212	P141	GR0664	P20	GR1168	P130
GD8778	P24	GR0213	P139	GR0880	P127	GR1169	P81
GD8893-01	P46	GR0213	P140	GR0881	P127	GR1208	P92
GD8893-01	P48	GR0214	P139	GR0882	P127	GR1208	P92
GD8893-07	P56	GR0214	P140	GR0883	P127	GR1389	P130
GD9107	P139	GR0214	P141	GR0912	P62	GR1389	P134
GD9107	P140	GR0215	P139	GR0912	P66	GR1390	P94
GD9108	P141	GR0215	P140	GR0912	P67	GR1391	P96
GD9109	P139	GR0215	P141	GR0912	P116	GR1392	P94
GD9109	P140	GR0216	P139	GR0912	P126	GR1393	P96
GD9109	P141	GR0216	P140	GR0912	P138	GR1397	P122
GD9120	P12	GR0217	P139	GR0962	P70	GR1401	P81
GD9254	P31	GR0217	P140	GR1015	P122	GR1414	P99
GD9254	P44	GR0217	P141	GR1015	P124	GR1415	P99
GD9290	P10	GR0221	P141	GR1016	P122	GR1420	P130
GD9305	P10	GR0222	P141	GR1016	P124	GR1421	P130
GD9562	P10	GR0223	P139	GR1017	P122	GR1422	P132
GD9695	P48	GR0225	P139	GR1017	P124	GR1423	P132
GD9705	P104	GR0225	P140	GR1018	P122	GR1424	P130
GD9706	P104	GR0225	P141	GR1018	P124	GR1425	P130
GD9709	P104	GR0226	P139	GR1019	P122	GR1425	P132
GD9715	P38	GR0226	P140	GR1019	P124	GR1427	P130

Part No.	Page	Part No.	Page	Part No.	Page	Part No.	Page
GR1451	P132	GR2229	P79				
GR1465	P90	GR2229	P80				
GR1484	P139	GR2240	P150				
GR1484	P140	GR2240MPP	P150				
GR1485	P141	GR2241MPP	P150				
GR1523	P81						
GR1533	P136						
GR1535	P136						
GR1540	P136						
GR1541	P136						
GR1542	P136						
GR1543	P134						
GR1543	P136						
GR1544	P136						
GR1545	P136						
GR1569	P20						
GR1570MPP	P150						
GR1574	P136						
GR1577	P139						
GR1577	P140						
GR1577	P141						
GR1626	P140						
GR1626	P141						
GR1631	P96						
GR1632	P96						
GR1708	P122						
GR1708	P124						
GR1762	P98						
GR1763	P99						
GR1795	P134						
GR1797	P134						
GR1799	P134						
GR1801	P134						
GR1802	P134						
GR1804	P134						
GR1805	P134						
GR1806	P134						
GR1808	P134						
GR1828	P150						
GR1842MPP	P150						
GR1848	P20						
GR1941	P122						
GR1941	P124						
GR1956	P92						
GR1956	P92						
GR1957	P92						
GR1958	P92						
GR2003	P134						
GR2154	P20						
GR2225	P77						
GR2227	P78						
GR2228	P76						

This page left blank intentionally.