

DUAL AUGER GRAIN CARTS

PARTS MANUAL

(1121)

M0315-02

Rev. 4/18/24

This manual applies to: 2022 Production and on

Record the model number and serial number of your planter along with date purchased:

Serial Number _____

Date Purchased _____

Information in this manual was current at time of printing. However, due to Kinze's ongoing product improvement, production changes may cause your machine to appear slightly different in detail. Kinze Manufacturing, Inc. reserves the right to change specifications or design without notice and without incurring obligation to install the same on machines previously manufactured.

Right hand (R.H.) and left hand (L.H.), as used throughout this manual, are determined by facing in the direction the machine will travel when in use, unless otherwise stated.

This page left blank intentionally.

DRIVE COMPONENTS

PTO Assembly - 1 $\frac{3}{4}$ "-20 Spline Yoke, 1121	P1
Gearbox, 1121	P3
Adjustable Discharge Spout, 1121	P5
Vertical Auger - Upper Section, 1121	P7
Vertical Auger - Lower Section, 1121	P9
Vertical Auger - Folding Linkage, 1121	P11
Auger Grease Bank Assembly	P13

MAIN FRAME

Front Lower Housing, 1121 (2022 Production)	P15
Horizontal Auger, Bearings, and Drive, 1121	P17
V-Belt Idler Assembly, 1121 (2022 Production)	P19
Transfer Case Covers, 1121 (2023 Production and On)	P21
Transfer Case Assembly, 1121 (2023 Production and On)	P23
Idler Arm Assembly	P25
(2023 Production and On)	P25
Clean Out Assembly	P27
Clean Out Sweep	P29
Horizontal Auger Tunnel Covers, 1121	P30
Lower Grain Tank Safety Screens, 1121	P31
Grain Tank Side Panels and Cross Braces	P33
Grain Tank End Panels and Windows	P35
Roll Tarp Extensions	P37
Roll Tarp	P39
Axles, 1121 Flotation	P41
Axles, 1121 Track	P43
Axles, 1121 Row Crop	P45
Axle Grease Banks, Row Crop	P47
Hub and Tire Assemblies, Flotation	P49
Hub and Tire Assemblies, Row Crop	P50
Track Assembly	P51
Track Main Frame	P53
Detensioning Tool	P55
Camso Service Tools	P56
Bogie Hub Assembly	P58
Alignment Link W/Hubs	P59
Tension Link W/Hubs	P60
Clevis Hitch Assemblies	P61
Safety Chain	P62
Jack Assembly, 1121	P63

HYDRAULICS

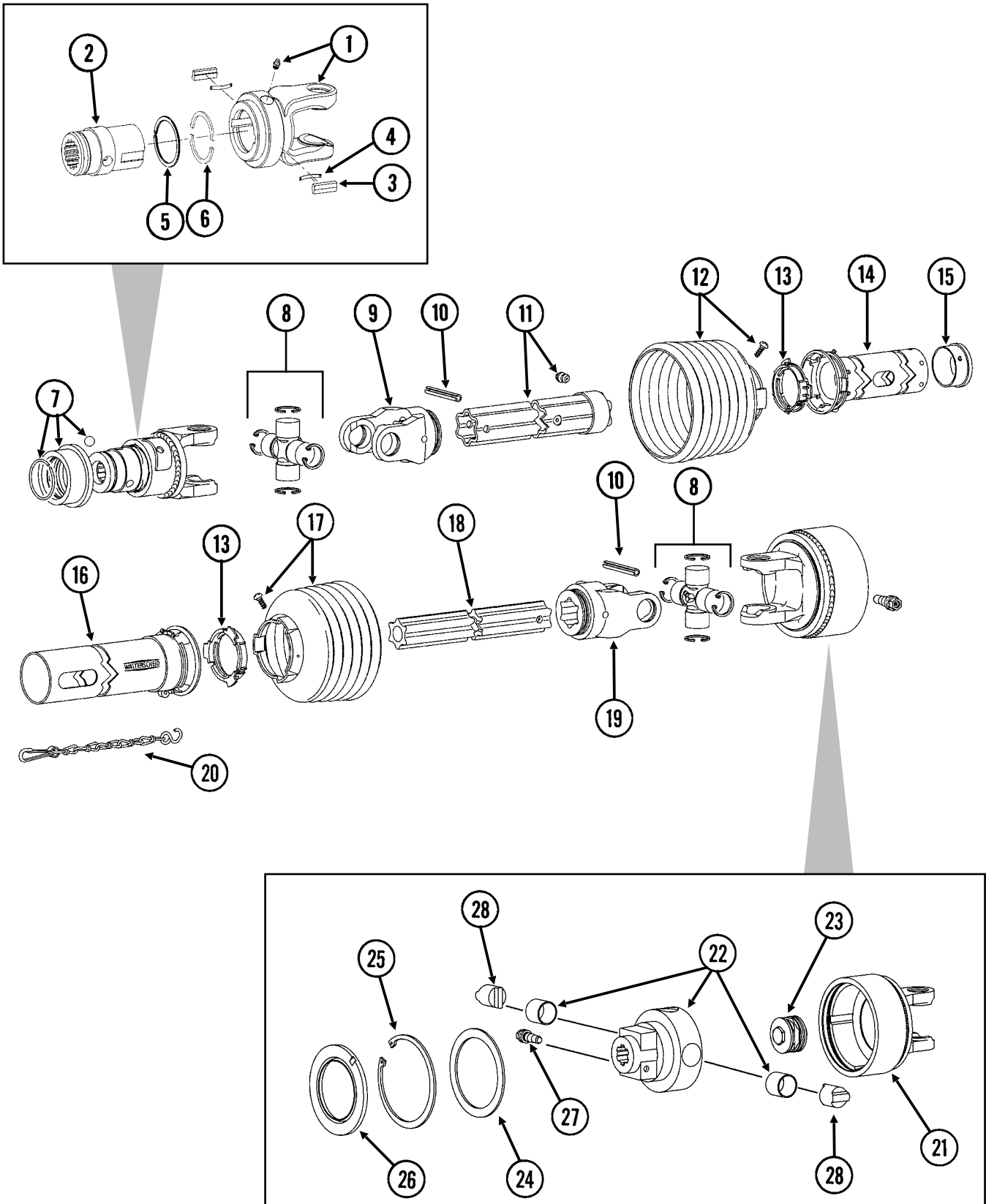
Horizontal Auger Drive (Idler) Cylinder, 1121	P65
Vertical Auger Fold Cylinder, 1121	P66
Adjustable Discharge Spout Cylinder	P67

ELECTRICAL

AutoLog (2022-2023 Production)	P69
AutoLog (2024 Production and On)	P70
Electronic Scale Components	P71
Safety/Warning and Work Lights	P73

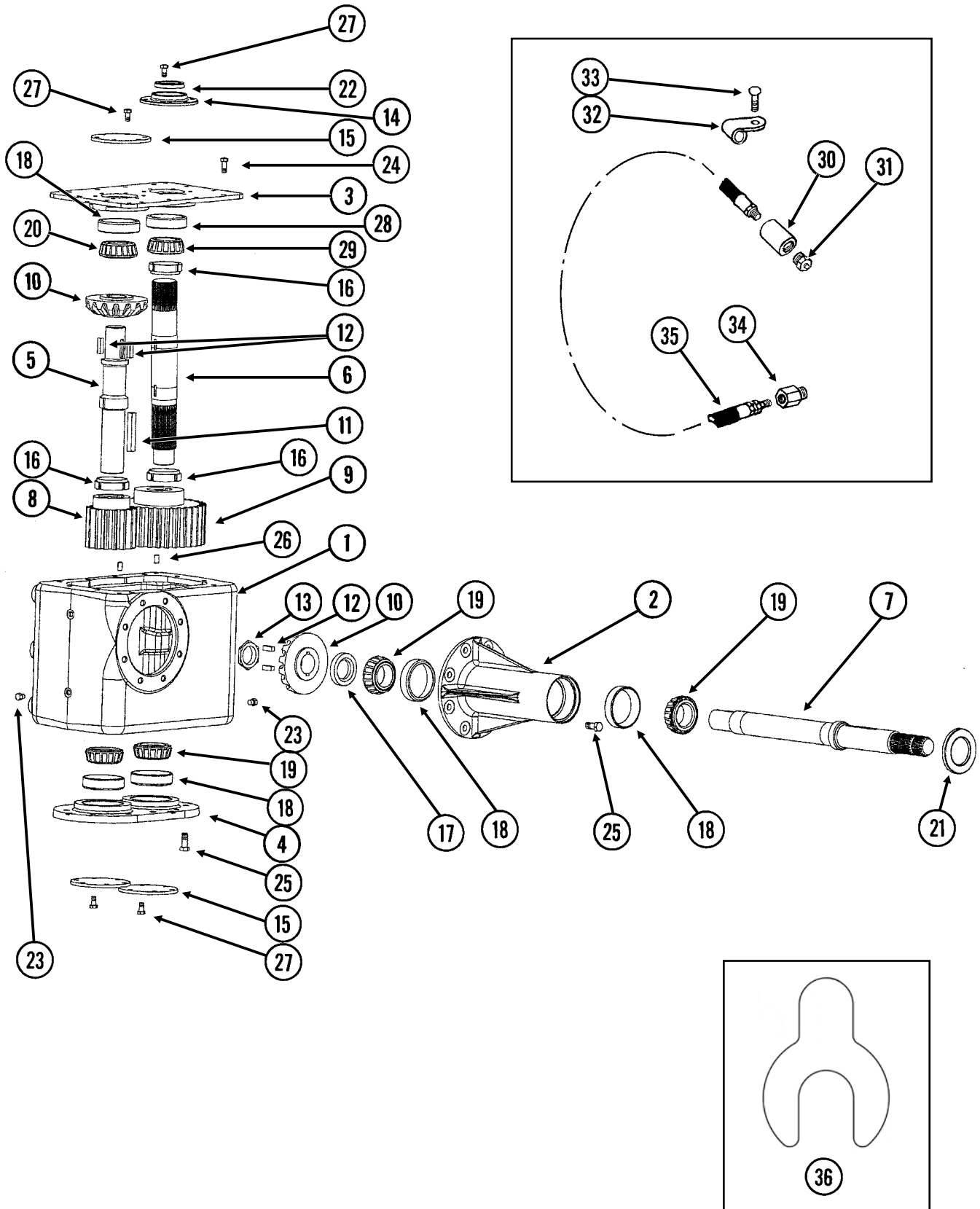
MISCELLANEOUS P75**NUMERICAL INDEX P80**

(GR1642/A12243/GR1788)



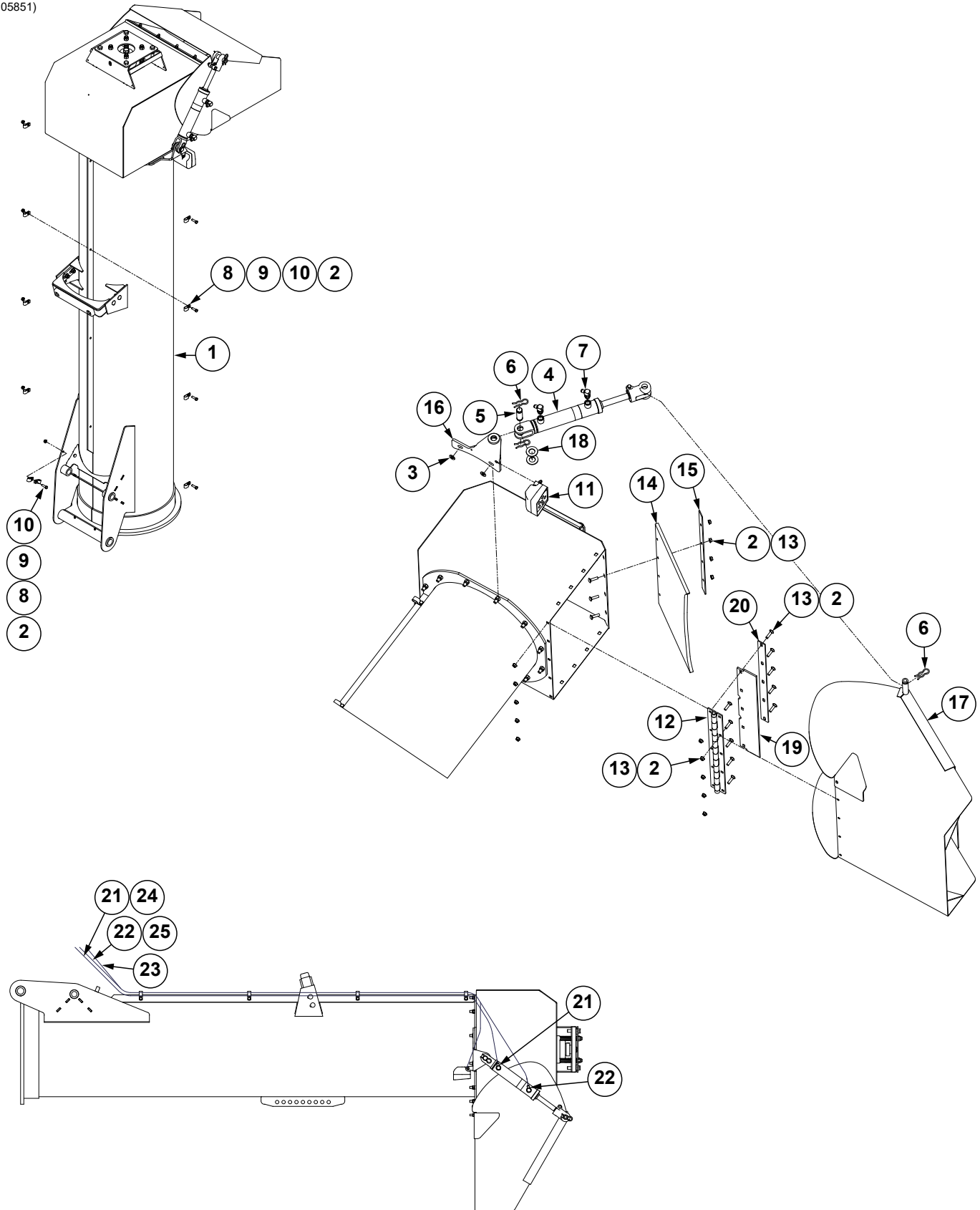
ITEM	PART NO.	QTY.	DESCRIPTION
1	GR1693	1	Housing W/Grease Fitting
	GR1661	-	Grease Fitting
2	GR1694	1	Hub
3	GR1669	2	Key
4	GR1670	2	Leaf Spring
5	GR1672	1	Retaining Ring
6	GR1695	2	Half Ring
7	GR1246	-	Quick Disconnect Kit
8	GR1210	2	Cross And Bearing Kit W/Grease Fitting
	GR1300	-	Grease Fitting, 67.5°, Metric
9	GR1215	1	Inboard Yoke
10	GR1211	2	Spring Pin
11	GR1644	1	Profile And Sleeve W/Grease Fitting
	GR1430	-	Grease Fitting, $\frac{3}{16}$ ", Drive-In
12	GR2269	1	Guard Cone W/Screw
13	GR1220	2	Bearing Ring
14	GR2271	1	Inner Guard Tube
15	GR1222	1	Support Bearing
16	GR2270	1	Outer Guard Tube
17	GR1648	1	Guard Cone W/Screw
18	GR1645	1	Inner Profile
19	GR1212	1	Inboard Yoke
20	GR2272	1	Safety Chain
21	GR1794	1	Housing
22	GR1791	1	Hub W/Bushings
	GR1704	-	Bushing
23	GR1792	1	Spring
24	GR1699	1	Washer
25	GR1700	1	Retaining Ring
26	GR1701	1	Ring
27	GR1649	-	Lock Assembly
28	GR1793	4	Cam
A	GR1640	-	PTO Half-Tractor (Items 1-15)
B	GR1789	-	PTO Half-Machine (Items 8, 10, 13 And 16-28)
C	GR1642	-	Overrunning Clutch Yoke (Items 1-7)
D	GR1788	1	Torque Limiting Clutch (Items 21-28)

(WGN154f)



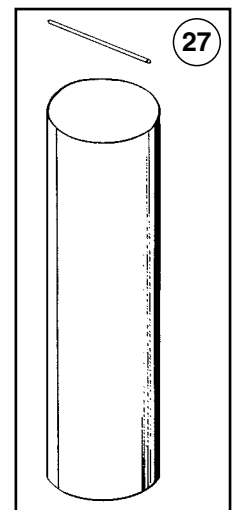
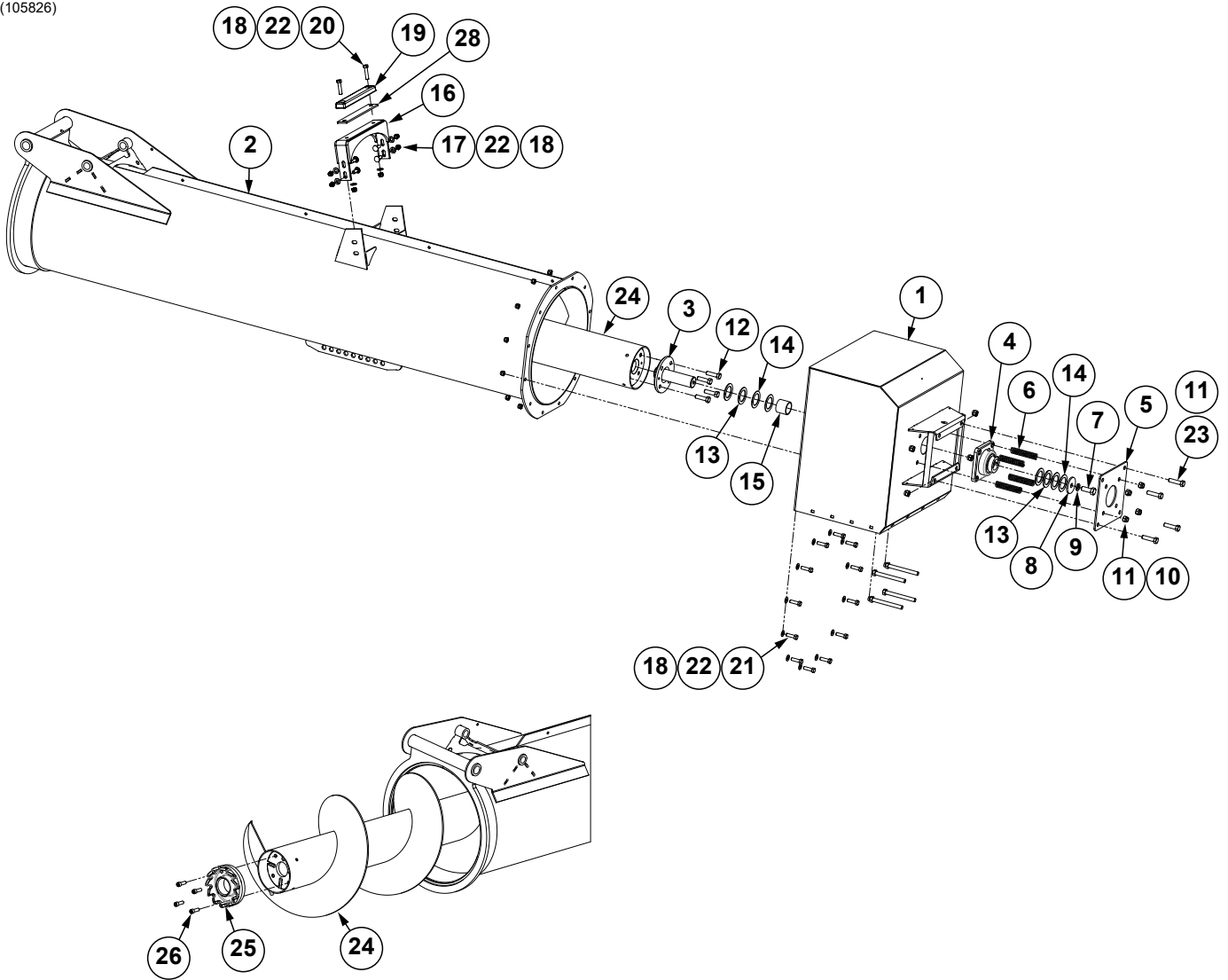
ITEM	PART NO.	QTY.	DESCRIPTION
1	GD13402	1	Housing
2	GD13403	1	Input Housing
3	GD14237	1	Upper Bearing Plate
4	GD13086	1	Lower Bearing Plate
5	GD13080	1	Pinion Shaft
6	GD14241	1	Output Shaft, Splined
7	GD13082	1	Input Shaft
8	GD13083	1	Gear, 16 Tooth
9	GD14242	1	Gear, 32 Tooth
10	GD13087	1	Bevel Gear
11	GD13088	1	Key, 1/2" x 1/2" x 3 1/2"
12	GD13089	4	Key, 3/8" x 3/8" x 1 3/8"
13	GD13090	1	Stake Nut
14	GD14238	1	Bearing Cap
15	GD13092	3	Bearing Cap
16	GD13093	3	Swedge Lock Nut, 2 1/2"-16
17	GD13094	1	Thrust Washer
18	GD7079	5	Cup
19	GA9292	4	Bearing
20	GA4723	1	Bearing
21	GA9301	1	Seal
22	GA9940	1	Seal
23	G6408-04 GR1465	3 -	Plug W/O-Ring, 7/16"-20 O-Ring O-Ring
24	G10001	12	Hex Head Cap Screw, 3/8"-16 x 1"
25	G10037	18	Hex Head Cap Screw, 1/2"-13 x 1 1/4"
26	G11025	2	Dowel, 3/8" Diameter x 3/4"
27	G10002	26	Hex Head Cap Screw, 3/8"-16 x 3/4"
28	GD14239	1	Cup
29	GA9939	1	Bearing
30	G10125	1	Pipe Coupling, 1/8" NPT
31	GA9303	1	Relief Fitting
32	GD6291	-	Insulated Clamp, 3/8"
33	G10305 G10622	- -	Carriage Bolt, 3/8"-16 x 1" Serrated Flange Nut, 3/8"-16
34	G6405-04-02 GR1465	1 -	Connector W/O-Ring, 1/8" Female NPT To 7/16"-20 Male O-Ring O-Ring
35	GA0504	1	Grease Hose, 24"
36	GD21265	-	Gearbox Shim
A	GA9938	-	Gearbox Complete, 1121 (Items 1-29)

(105851)



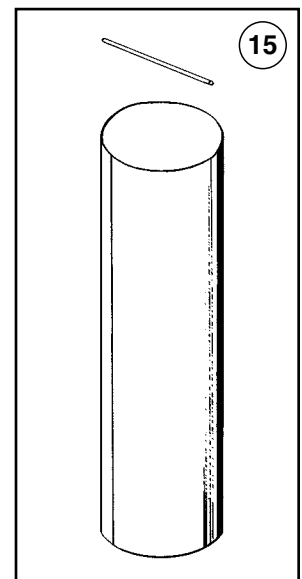
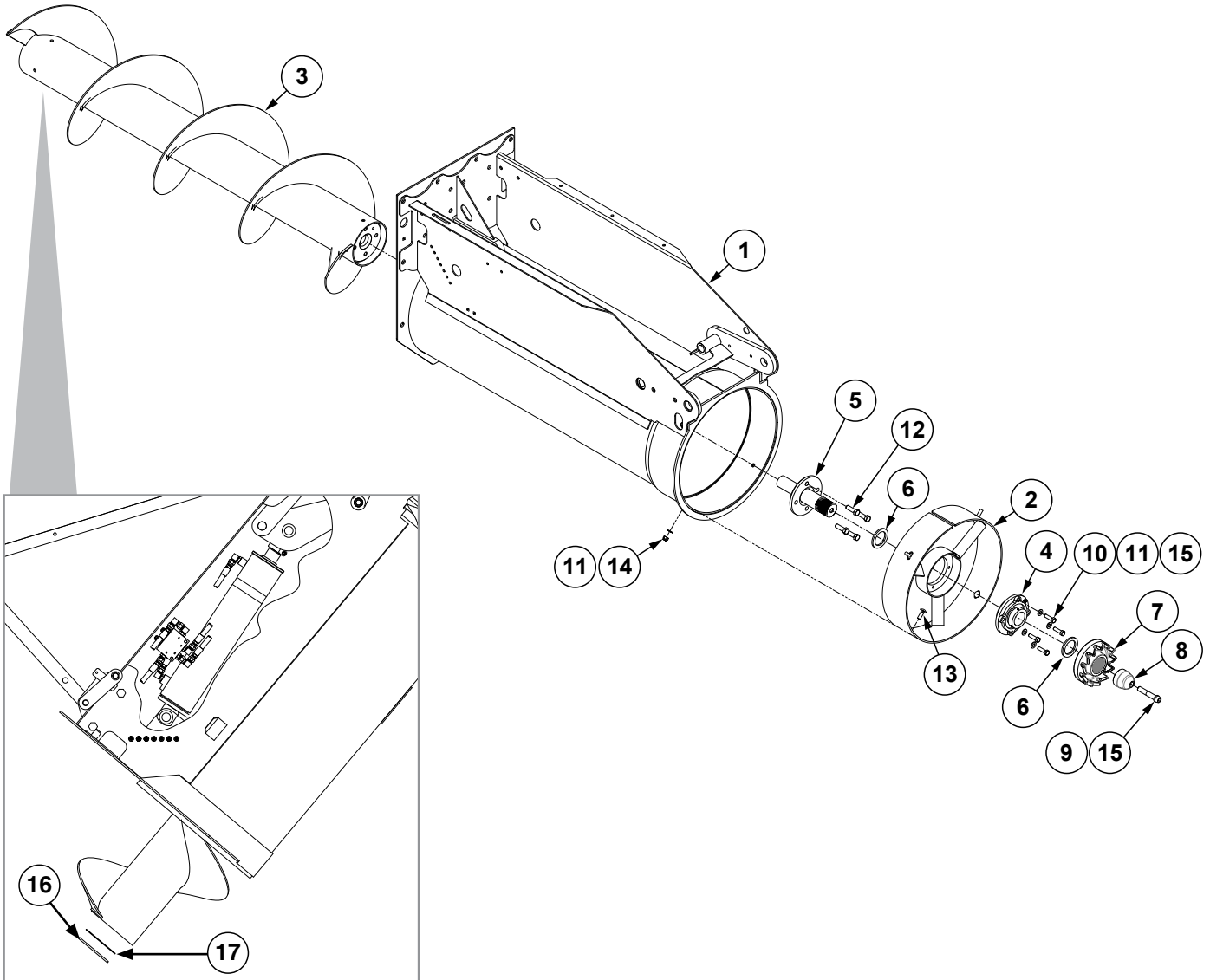
ITEM	PART NO.	QTY.	DESCRIPTION
1	---	1	"Vertical Auger - Upper Section, 1121" on page P7
2	G11091	19	Serrated Flange Nut, 3/8"-16
3	G11389	2	Washer, 1/2" SAE
4	GA21166	1	"Adjustable Discharge Spout Cylinder" on page P67
5	GR0367	1	Pin, 1" x 2 7/8"
6	GR0193	3	Hair Pin Clip
7	G6801-06-08	2	Elbow W/O-Ring, 90°, 9/16"-18 Male JIC To 3/4"-16 O-Ring
	GR1037	-	O-Ring
8	GD17161	5	Double Insulated Clamp
9	GD13348	5	Insulated Clamp, 1 1/8"
10	G10004	5	Hex Head Cap Screw, 3/8"-16 x 1 1/4"
11	GA15472	1	"Safety/Warning and Work Lights" on page P73
12	GA16699	1	Continuous Hinge, 1121
13	G10301	14	Carriage Bolt, 3/8"-16 x 1 1/2"
14	GD21368	1	Flexible Diverter, 1121
15	GD20997	1	Diverter Bar, 1121
16	GA14699	1	Angle Mount, 1121
17	GA16700	1	Adjustable Discharge Spout, 1121
18	G11394	2	Flat Washer, 1" SAE
19	G10531001	1	Hinge Cover Flap
20	G10530901	1	Hinge Cover Strip
21	*A7691-347	1	Hose Assembly, 1/4" x 347" (06M-1/2M NPTF W/Ext. W/Tip)
22	*A7691-356	1	Hose Assembly, 1/4" x 356" (06M - 1/2M NPTF W/Ext. W/Tip)
23	GA22878	1	"Safety/Warning and Work Lights" on page P73
24	GA26924-07	1	Hose Label/Cover, Yellow (Extend)
25	GA26924-08	1	Hose Label/Cover, Yellow (Retract)

(105826)



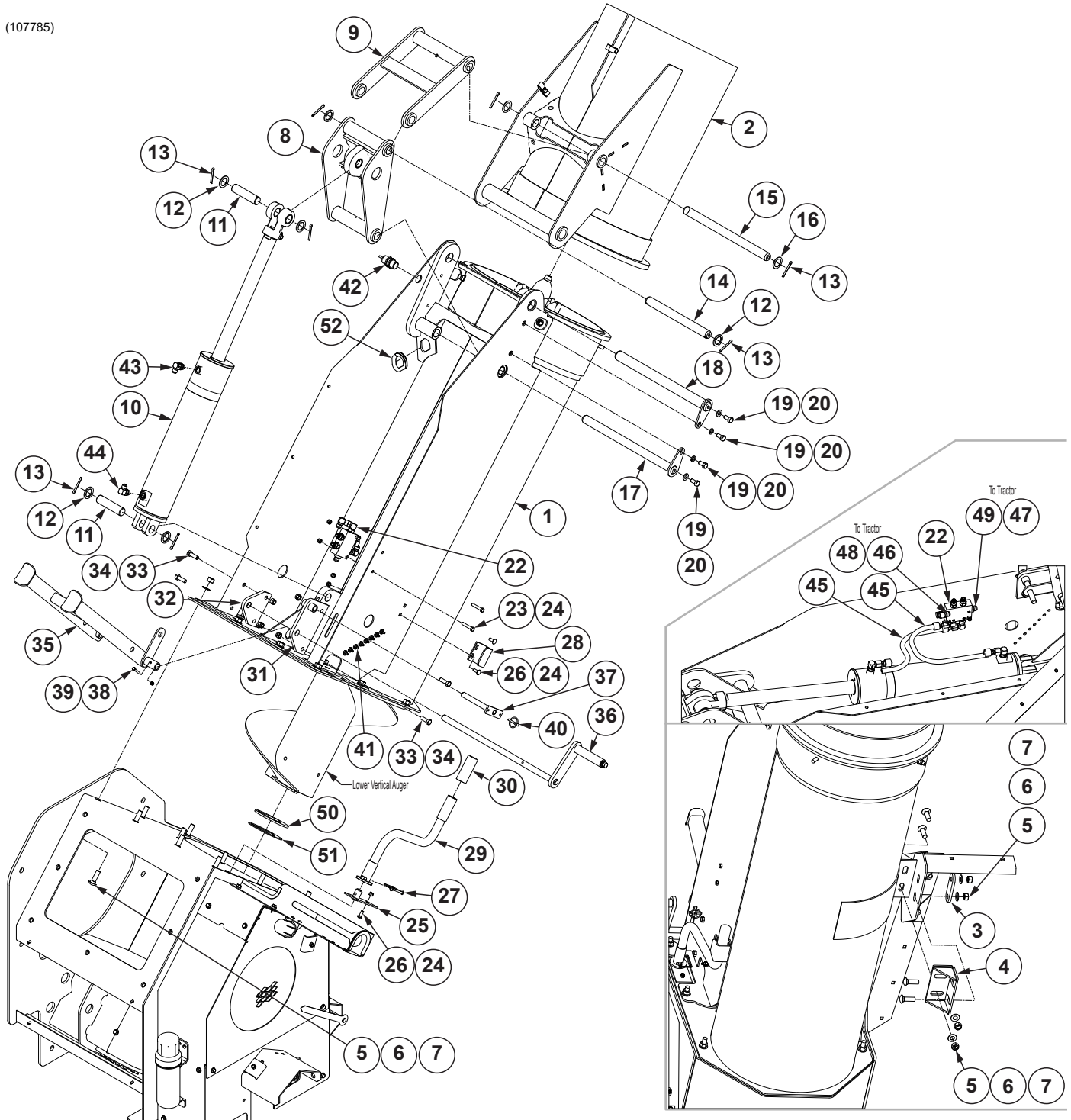
ITEM	PART NO.	QTY.	DESCRIPTION
1	GA14978	1	Discharge Head, 1121
2	GA10181	1	Upper Auger Housing, 1121
3	GA9285	1	Bearing Spindle
4	GA0449	1	Bearing W/Lock Collar, Set Screw And Grease Fitting, 2"
	GR0265	-	Lock Collar ("FAFNIR" Stamped On Bearing)
	G10080	-	Hex Socket Set Screw, 7/16"-14 x 7/16" ("FAFNIR" Stamped On Bearing)
	GR1376	-	Lock Collar ("SKF" Stamped On Bearing)
	G10850	-	Hex Socket Set Screw, 7/16"-20 x 7/16" ("SKF" Stamped On Bearing)
	GR1434	-	Lock Collar ("INA" Stamped On Bearing)
	G10120	-	Hex Socket Set Screw, 3/8"-16 x 1/2" ("INA" Stamped On Bearing)
	GR1174	-	Lock Collar ("FYH" Stamped On Bearing)
	G10849	-	Hex Socket Set Screw, 3/8"-24 x 1/2" ("FYH" Stamped On Bearing)
	G10641	-	Grease Fitting, 1/8" NPT
5	GD13778	1	Spring Plate
6	GD6433	4	Spring
7	G10026	1	Hex Head Cap Screw, 3/4"-10 x 2"
8	GD9592	1	Special Washer
9	G10231	1	Lock Washer, 3/4"
10	G10068	4	Hex Head Cap Screw, 5/8"-11 x 6"
11	G10107	8	Lock Nut, 5/8"-11
12	G10006	4	Hex Head Cap Screw, 5/8"-11 x 2 1/4"
13	G10234	4	Machine Bushing, 2 1/8", 10 Gauge (As Required)
14	G10336	4	Machine Bushing, 2 1/8", 14 Gauge (As Required)
15	GD3457-09	1	Sleeve, 2" x 2 1/4" Long
16	GA9976	1	Bar
17	G10636	4	Carriage Bolt, 1/2"-13 x 1 1/2"
18	G10111	18	Lock Nut, 1/2"-13
19	GA9088	1	Molded Stop, 12 1/4" Long
20	G10581	2	Hex Head Cap Screw, 1/2"-13 x 2 1/4"
21	G10039	12	Hex Head Cap Screw, 1/2"-13 x 1 3/4"
22	G11389	18	Washer, 1/2" SAE
23	G10005	4	Hex Head Cap Screw, 5/8"-11 x 1 3/4"
24	G10550801	1	L.H. Upper Vertical Auger
25	GD29793	1	Upper Coupler
26	G11559	4	Hex Socket Head Cap Screw, 1/2"-13 x 1 1/2"
27	G1K502	-	Upper Vertical Auger Housing Kit, 1121
28	G10805101	1	Auger Rest Shim

(107708)



ITEM	PART NO.	QTY.	DESCRIPTION
1	G10651601	1	Lower Auger Housing
2	G10649201	1	Vertical Auger Hanger
3	G10550701	1	Lower Vertical Auger
4	GA18517	1	4-Bolt Flange Bearing, 2 ⁷ / ₁₆ "
5	GA18487	1	Lower Auger Spindle
6	GD29312	2	Coupler Washer
7	GD29792	1	Lower Coupler
8	GD26892	1	Vertical Pilot Cone
9	GD25419	1	Hex Socket Head Cap Screw, 3/4"-10 x 4", Grade 5 (Modified)
10	G10039	4	Hex Head Cap Screw, 1/2"-13 x 1 3/4"
11	G11389	8	Flat Washer, 1/2" Plated SAE
12	G10008	4	Hex Head Cap Screw, 5/8"-11 x 2"
13	G10636	4	Carriage Bolt, 1/2"-13 x 1 1/2"
14	G10111	4	Lock Nut, 1/2"-13
15	G1K504	-	Lower Vertical Auger Housing Liner Kit
16	G10799701	-	Lower Auger Shim, 1/4"
17	G10799702	-	Lower Auger Shim, 12 Gauge (.1046")

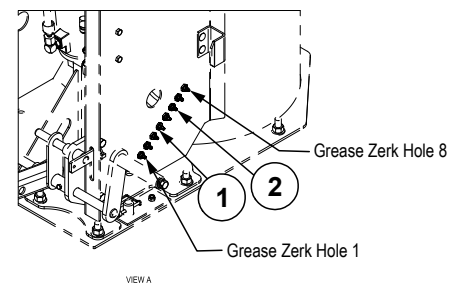
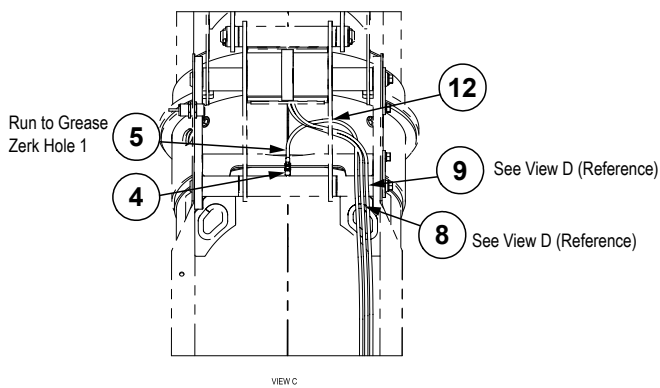
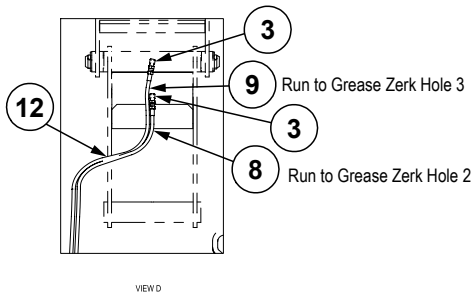
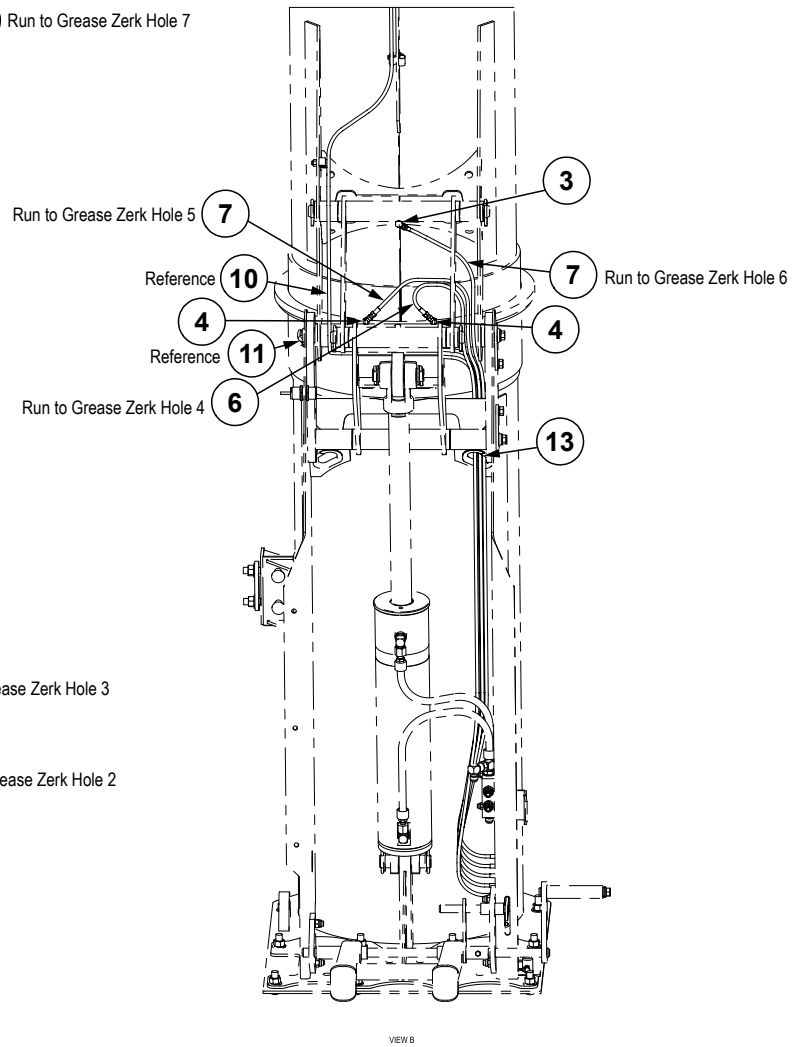
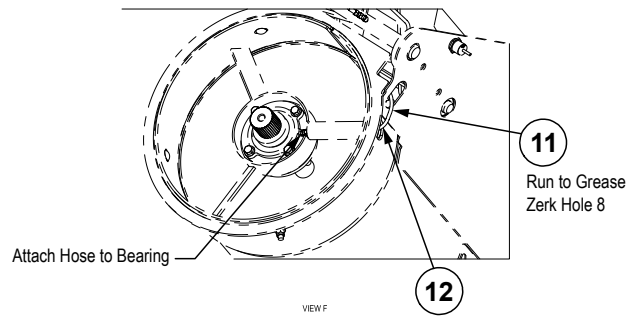
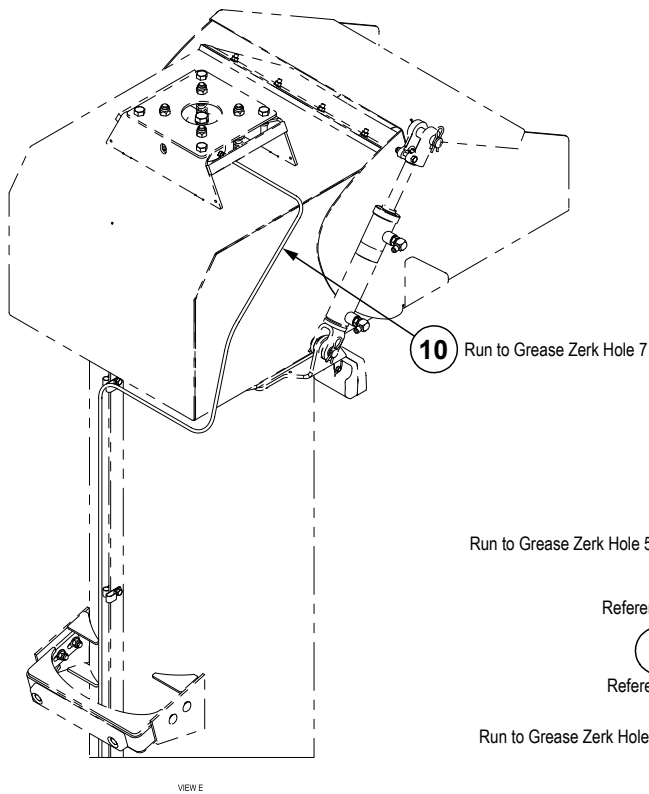
(107785)



ITEM	PART NO.	QTY.	DESCRIPTION
1	---	1	"Vertical Auger - Lower Section, 1121" on page P9
2	---	1	"Adjustable Discharge Spout, 1121" on page P5
3	GD14653	1	Pressure Plate
4	GA9345	1	Auger Support Bracket
5	G10689	14	Carriage Bolt, 5/8"-11 x 2"
6	G11391	14	Flat Washer, 5/8" SAE
7	G10104	14	Hex Nut, 5/8"-11
8	G10794001	1	Bottom Auger Link

ITEM	PART NO.	QTY.	DESCRIPTION
9	GA9257	1	Upper Link W/Grease Fitting, 11 ⁷ / ₈ " x 15 ⁷ / ₈ ", 1121
10	GA20808	1	"Vertical Auger Fold Cylinder, 1121" on page P66
11	GD6136	2	Pin, 1 ¹ / ₄ " x 5"
12	G10159	6	Washer, 1 ⁷ / ₈ ", 10 Gauge (.1345")
13	G10460	8	Cotter Pin, 1 ¹ / ₄ " x 2"
14	GD13736	1	Pin, 1 ¹ / ₄ " x 13 ¹ / ₈ ", 1121
15	GD13735	1	Pin, 1 ¹ / ₄ " x 17 ³ / ₄ ", 1121
16	G11334	2	Machine Bushing, 1 ¹ / ₄ ", 14 Gauge
17	GA9353	1	Pivot Pin, 1 ¹ / ₄ " x 19 ³ / ₄ ", 1121
18	GA9354	1	Pivot Pin, 1 ¹ / ₂ " x 19 ³ / ₄ ", 1121
19	G10014	4	Hex Head Cap Screw, 1 ¹ / ₂ "-13 x 1"
20	G11389	4	Washer, 1 ¹ / ₂ " SAE
21	---	---	---
22	GA19431	2	Counter Balance Valve
	GR1517	-	Seal Kit For Counter Balance Valve, Includes: (3) O-Rings, (3) BU Rings
23	G10048	2	Hex Head Cap Screw, 3 ⁸ / ₈ "-16 x 2"
24	G10108	5	Lock Nut, 3 ⁸ / ₈ "-16
25	GA9356	1	Handle Storage Bracket
26	G10305	3	Carriage Bolt, 3 ⁸ / ₈ "-16 x 1"
27	GD10705	1	Locking Clip Pin, 1 ¹ / ₄ " x 2 ¹ / ₂ "
28	GD13755	1	Handle Holder
29	GA17046	1	Jack Handle
30	G11012	1	Black Protective Cover, 1 ¹ / ₂ " x 4"
31	GA9350	1	Bracket
32	GD13724	1	Plate
33	G10017	4	Hex Head Cap Screw, 1 ¹ / ₂ "-13 x 1 ¹ / ₂ "
34	G10111	4	Lock Nut, 1 ¹ / ₂ "-13
35	GA9346	1	Support Stand, 1121
36	GA9348	1	Handle W/Sleeve And Hardware, 1121
	GD2734-16	-	Sleeve, 1 ¹ / ₄ " O.D. x 5 ¹ / ₂ " Long
	G10438	-	Hex Head Cap Screw, 1 ¹ / ₂ "-13 x 3 ⁴ / ₄ "
	G10228	-	Lock Washer, 1 ¹ / ₂ "
37	GA9347	1	Support Stand Pin
38	G10040	1	Hex Head Cap Screw, 1 ¹ / ₄ "-20 x 1 ³ / ₄ "
39	G10110	1	Lock Nut, 1 ¹ / ₄ "-20, Grade B
40	GD2558	1	Lynch Pin, 1 ¹ / ₄ "
41	G10779401	1	"Auger Grease Bank Assembly" on page P13
42	GD29033	1	Relay, 6 Amp
43	GA9705	1	Restrictor Elbow
44	G6801-08	3	Elbow W/O-Ring, 90°, 3 ⁴ / ₄ "-16 Male JIC To O-Ring
	GR1037	-	O-Ring
45	*A1079	2	Hose Assembly, 3 ⁸ / ₈ " x 24"
46	*A26936-144	1	Hose Assembly, 3 ⁸ / ₈ " x 144" (08F-1/2M NPTF W/Ext. W/Tip)
47	*A26936-149	1	Hose Assembly, 3 ⁸ / ₈ " x 149" (08F-1/2M NPTF W/Ext. W/Tip)
48	GA26924-01	1	Hose Label/Cover, Red (Extend)
49	GA26924-02	1	Hose Label/Cover, Red (Retract)
50	G10799701	1	Lower Auger Shim, 1 ¹ / ₄ "
51	G10799702	1	Lower Auger Shim, 12 Gauge (.1046")
52	GD35413-7.88	1	Edge Trim Protection, 1 ¹ / ₄ " x 1 ¹ / ₂ " x 7.88"

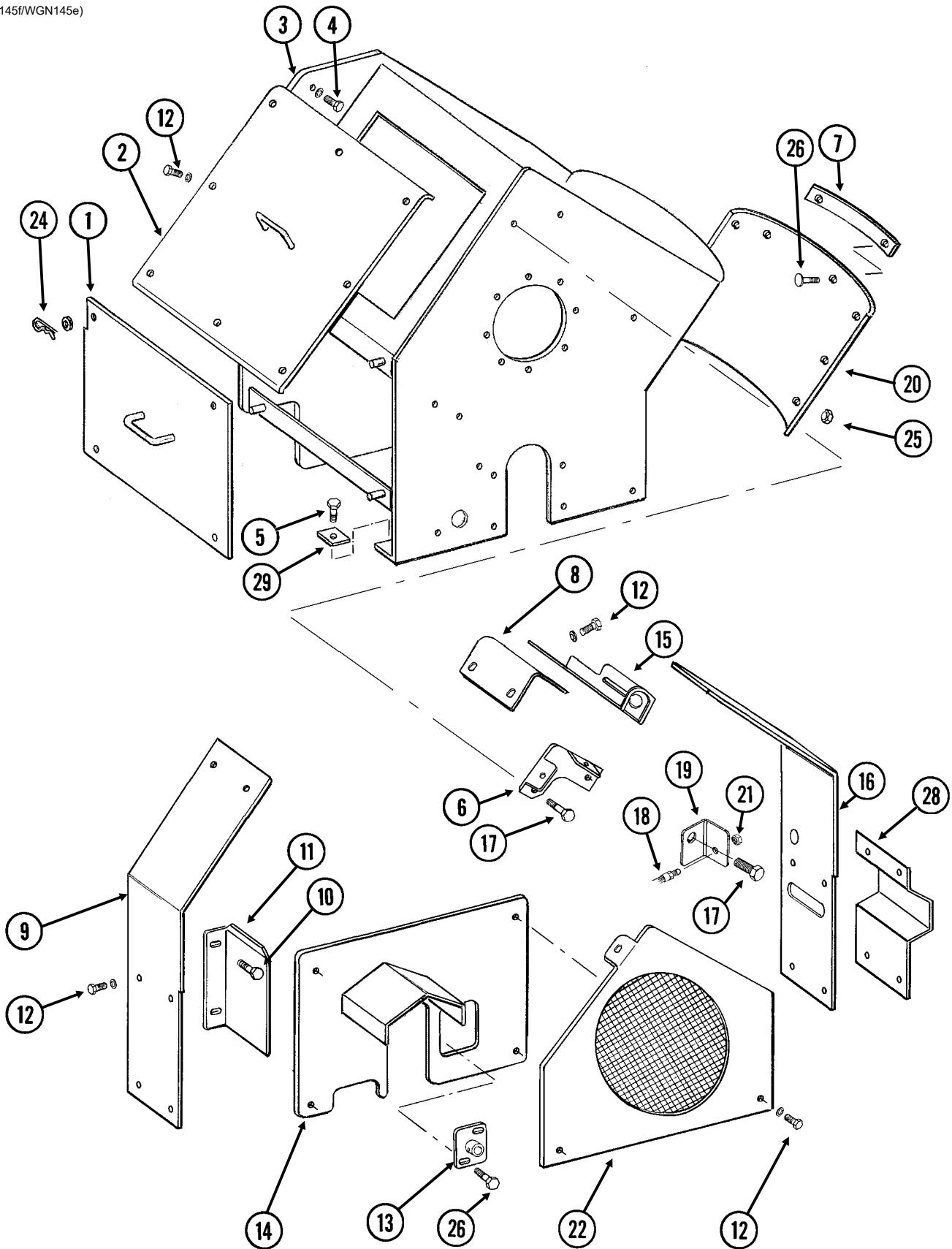
*Hydraulic hose is not stocked by Kinze Repair Parts, but can be made available on a special order basis. Call for quote.



ITEM	PART NO.	QTY.	DESCRIPTION
1	G11094	8	Hex Nut, 1/8"-27 NPSM Bulkhead
2	G10640	8	Grease Fitting, 1/4"-28
3	G11558	3	Adapter, 1/4"-28 x 1/8" NPTF
4	G11725	3	Grease Fitting, 45°, 1/4"-28
5	*A27240-72	1	Grease Hose Assembly, 1/8" x 72"
6	*A27240-76	1	Grease Hose Assembly, 1/8" x 76"
7	*A27240-78	2	Grease Hose Assembly, 1/8" x 78"
8	*A27240-68	1	Grease Hose Assembly, 1/8" x 68"
9	*A27240-69	1	Grease Hose Assembly, 1/8" x 69"
10	*A27240-240	1	Grease Hose Assembly, 1/8" x 240"
11	*A27240-92	1	Grease Hose Assembly, 1/8" x 92"
12	G10615001	3	Hose Wrap, 0.67" I.D. x 6"
13	GD35413-7.88	1	Edge Trim Protection, 1/4" x 1/2" x 7.88"

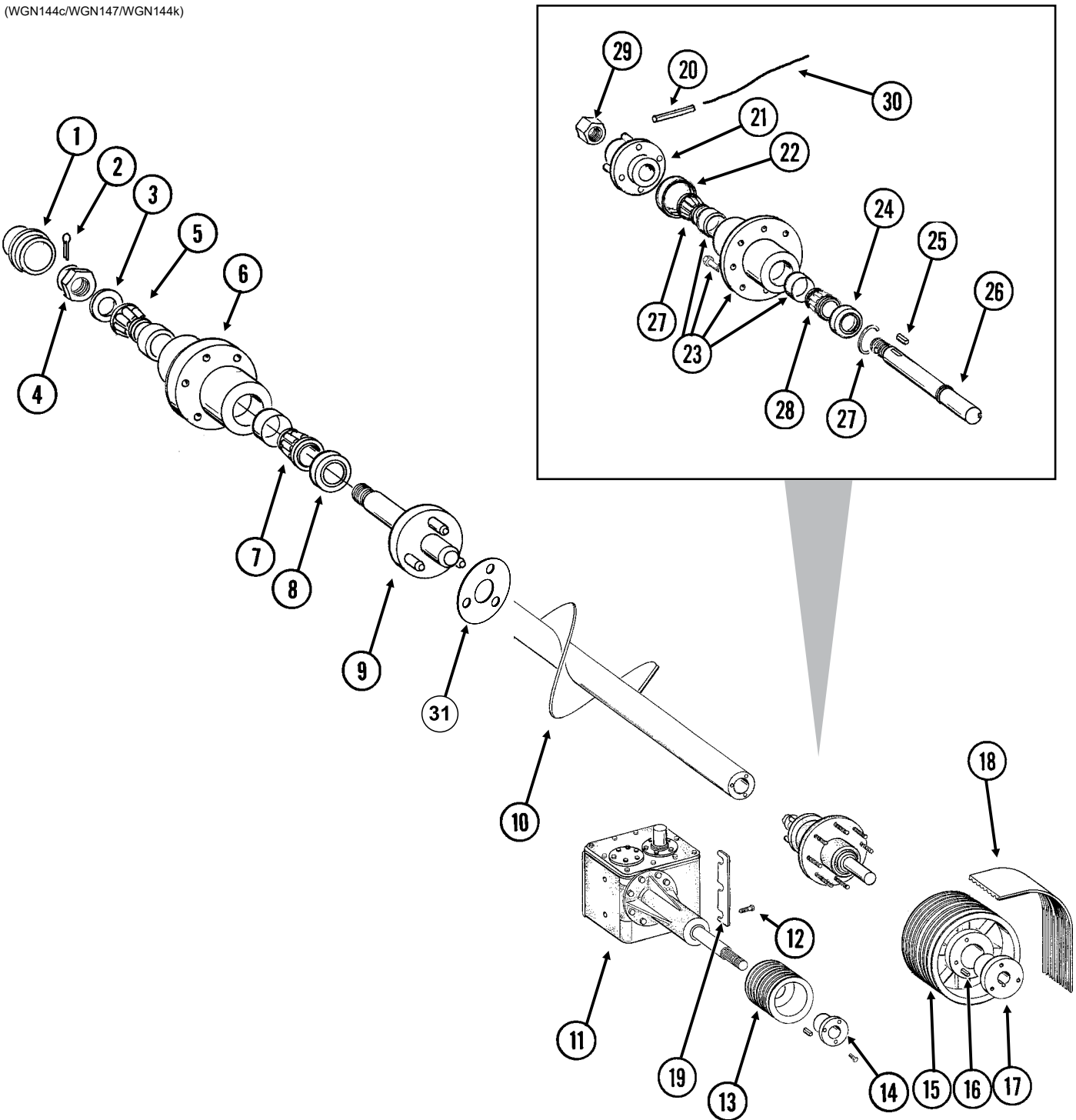
*Hydraulic hose is not stocked by Kinze Repair Parts, but can be made available on a special order basis. Call for quote.

(WGN145f/WGN145e)



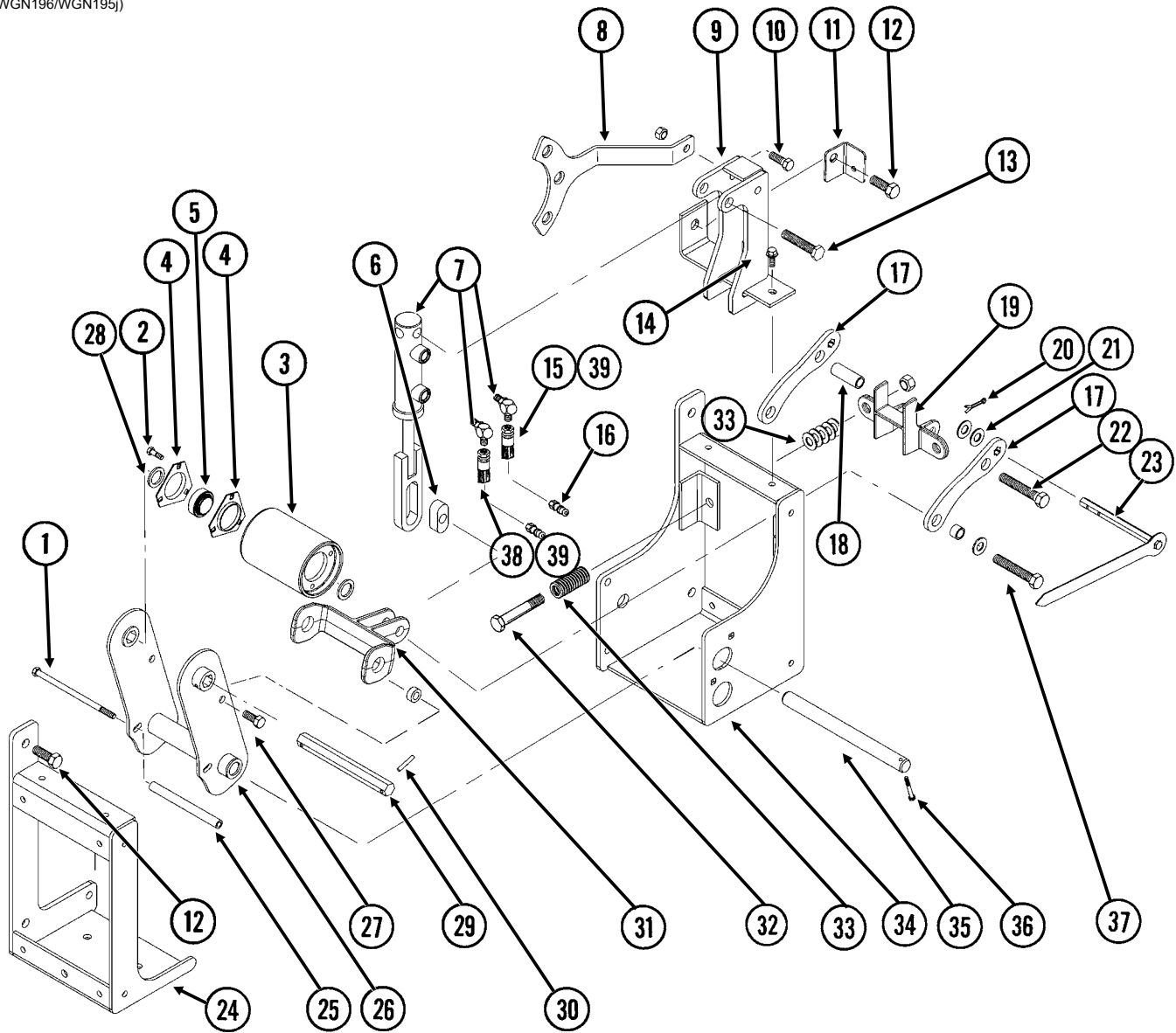
ITEM	PART NO.	QTY.	DESCRIPTION
1	GA9478	1	Cover, 1121
2	GA9327	1	Transfer Case Cover, 1121
3	G10712101	1	Transfer Case, 1121
4	G11042	7-9	Hex Head Cap Screw, 3/4"-10 x 1 3/4"
	G10112	7-9	Lock Nut, 3/4"-10
5	G10026	2	Hex Head Cap Screw, 3/4"-10 x 2"
	G11071	-	Hex Head Cap Screw, 3/4"-10 x 2 1/4"
	G10027	-	Hex Head Cap Screw, 3/4"-10 x 2 1/2"
	G11392	4	Washer, 3/4" SAE
	G10112	2	Lock Nut, 3/4"-10
6	GA9707	1	Bracket
7	GD13006	1	Seal, 1121
8	GD13767	1	Cover
9	GD13764	1	Side Cover
10	G10305	4	Carriage Bolt, 3/8"-16 x 1"
	G10108	4	Lock Nut, 3/8"-16
11	GD13768	1	Belt Slide
12	G10004	22	Hex Head Cap Screw, 3/8"-16 x 1 1/4"
	G11387	22	Washer, 3/8" SAE
13	GA9312	1	Bracket (Belt Alignment)
14	GA9313	1	Lower Front Belt Housing Cover W/PTO Shield
15	G10534901	1	Hose Holder
16	G10817801	1	Side Cover
17	G10005	4	Hex Head Cap Screw, 5/8"-11 x 1 3/4"
	G10107	4	Lock Nut, 5/8"-11
18	GA10175	1	Grease Hose W/Grease Fitting, 24"
19	GD14644	1	Grease Bank Bracket
20	GA9349	1	Auger Inspection Cover, 1121
21	G11094	1	Lock Nut, 1/8" NPT, Brass
22	GA9708	1	Front Cover
23	---	---	---
24	G10670	4	Hair Pin Clip, No. 3
	G11386	4	Washer, 5/16" SAE
25	G11091	6	Serrated Flange Nut, 3/8"-16
26	G10305	2	Carriage Bolt, 3/8"-16 x 1"
	G11091	2	Serrated Flange Nut, 3/8"-16
27	---	---	---
28	GD14311	1	Shield
29	GD14354	2	Spacer, 1/2" x 4" x 4"

(WGN144c/WGN147/WGN144k)



ITEM	PART NO.	QTY.	DESCRIPTION
1	G2800-01	1	Cap
2	G10459	1	Cotter Pin, 3/16" x 1 1/2"
3	G10224	1	Special Washer, 3/4", 7 Gauge
4	G11897	1	Hex Nut, 3/4"-16, Grade 5
5	GA0237	1	Bearing
6	GA9316	1	Hub W/Cups
	GR0189	-	Cup
	GR0188	-	Outer Cup
7	GA0238	1	Bearing
8	GA0239	1	Seal
9	GA9298	1	Rear Spindle
10	GA9980	1	Auger, L.H., 17" x 263"
11	---	-	See "Gearbox, 1121" on page P3
12	G11042	6	Hex Head Cap Screw, 3/4"-10 x 1 3/4"
13	GD13559	1	Pulley, 7 1/2", 8 Groove
14	GD13560	1	Bushing, Q2 x 2, Split Taper
	G10004	3	Hex Head Cap Screw, 3/8"-16 x 1 1/4"
	GD13088	1	Key, 1/2" x 1/2" x 3 1/2"
15	GD13558	1	Pulley, 15", 8 Groove
16	GD13677	1	Key, 1/2" x 1/2" x 4 1/2"
17	GD13561	1	Bushing, S1 x 2, Split Taper
18	GA9841	1	V-Belt Set, 4 Band, Includes: (2) 4 Band V-Belts, (1) Instructions
19	GD13882	-	Shim, 14 Gauge (As Required)
	GD13883	-	Shim, 12 Gauge (As Required)
	GD13884	-	Shim, 10 Gauge (As Required)
20	G10769	1	Spring Pin, 3/8" x 2 3/4"
21	GA9717	1	Hub
22	GA9291	1	Seal
23	GA9243	1	Hub W/Cups, Hardware And Grease Fitting
	GD7079	-	Cup
	GR0528	8	Lug Bolt, 5/8"-18 x 2 1/4", Grade 8
	G10825001	8	Lug Nut, 5/8"-18, Grade 8
	G10640	1	Grease Fitting, 1/4"-28
24	GA4722	1	Seal
25	GD0148	1	Key, 1/2" x 1/2" x 2 1/2"
26	GD12955	1	Drive Shaft
27	G10913	1	External Retaining Ring, 2 1/2"
28	GA9292	2	Bearing
29	G11902	1	Hex Nut, 1 3/4"-12, Grade 5
30	GD13524-01	1	Lock Wire, 10", Stainless Steel
31	G10805801	1	Horizontal Auger Three Lug Shim

(WGN196/WGN195j)

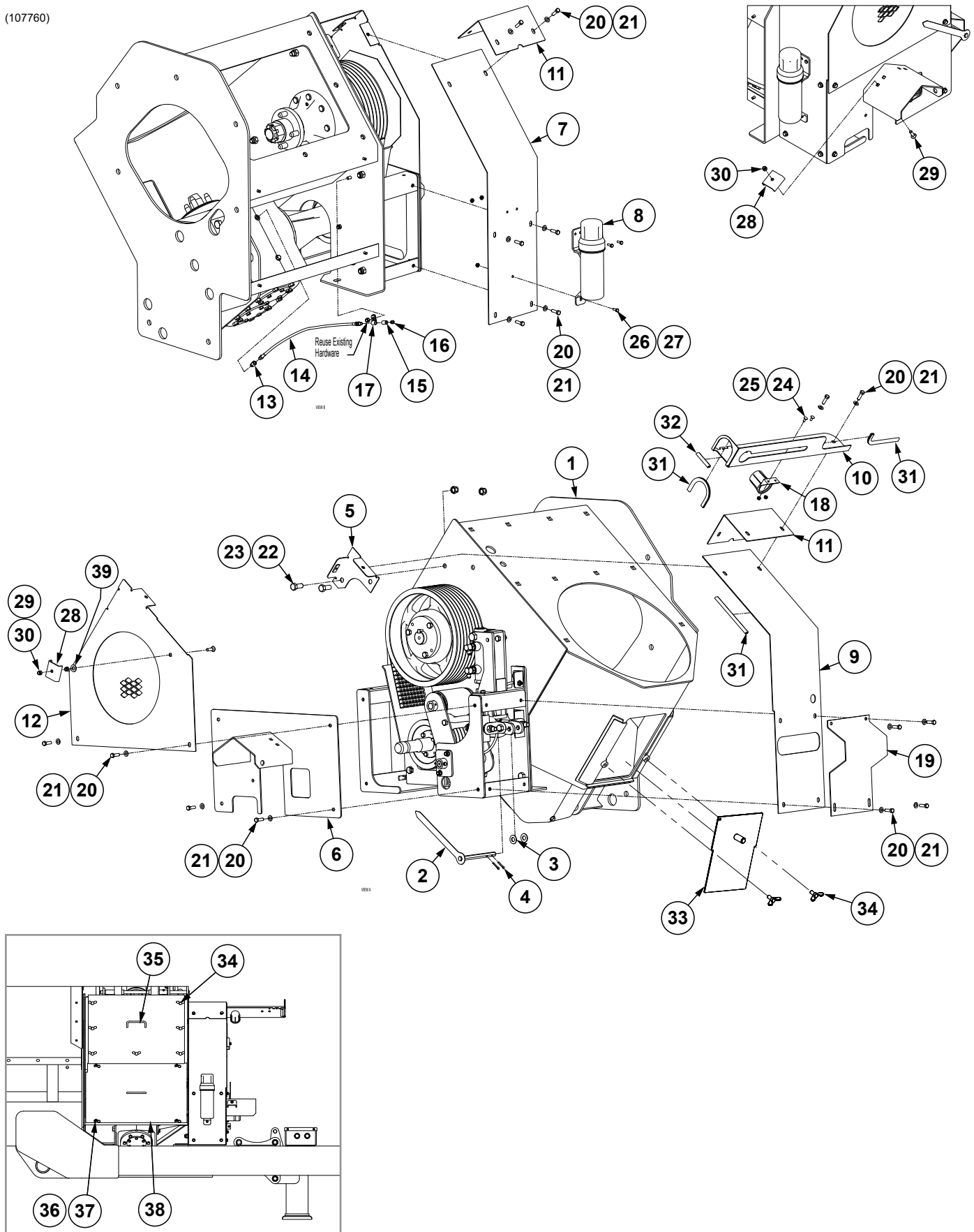


ITEM	PART NO.	QTY.	DESCRIPTION
1	G10686	1	Hex Head Cap Screw, 3/8"-16 x 8"
	G10108	1	Lock Nut, 3/8"-16
2	G10019	6	Hex Head Cap Screw, 5/16"-18 x 1"
	G10232	6	Lock Washer, 5/16"
3	GB0338	1	Idler
4	G3400-01	4	Flangette
5	GA9357	2	Bearing, 7/8" Hex, Single Lip
6	GD14631	1	Slide Bar
7	---	-	See "Horizontal Auger Drive (Idler) Cylinder, 1121" on page P65
8	GD14620	1	Support, 1121
9	GA10188	2	Cylinder Mount

ITEM	PART NO.	QTY.	DESCRIPTION
10	G10017	1	Hex Head Cap Screw, ½"-13 x 1½"
	G10111	1	Lock Nut, ½"-13
11	---	-	See "Front Lower Housing, 1121 (2022 Production)" on page P15
12	G10005	4	Hex Head Cap Screw, ⅝"-11 x 1¾"
	G10107	4	Lock Nut, ⅝"-11
13	G10085	1	Hex Head Cap Screw, ¾"-10 x 3¾"
	G10112	1	Lock Nut, ¾"-10
14	G11046	1	Flange Screw, ⅜"-16 x 1"
	G11091	1	Serrated Flange Nut, ⅜"-16
15	*A1130	1	Hose Assembly, ¼" x 180"
16	GD4086	2	ISO Coupler
17	GD14634	2	Indicator Link
18	GD14610	1	Bushing, ⅞" x 2⅞"
19	GB0378	1	Stop Bracket
20	G10453	2	Cotter Pin, ⅜" x 1"
21	G11391	14	Washer, ⅝" SAE
22	G10743	1	Hex Head Cap Screw, ⅝"-11 x 3¾"
	G10107	1	Lock Nut, ⅝"-11
23	GA10187	1	Pointer
24	GA9310	1	Belt Cover, R.H.
25	GD2971-13	1	Sleeve, 6⅞" Long
26	GA9311	1	Idler Arm
27	G10037	2	Hex Head Cap Screw, ½"-13 x 1¼"
	GD7889	2	Bushing, 1" O.D. x ⅞" I.D. x ⅞" Long
	G10111	2	Lock Nut, ½"-13
28	G10233	2	Machine Bushing, 1", 10 Gauge
29	GD13763	1	Hex Shaft, ⅞" x 8⅝" (2 Holes)
30	G10602	2	Spring Pin, ¼" x 1½"
31	GB0377	1	Inner Link
32	G10011	2	Hex Head Cap Screw, ⅝"-11 x 5½"
	G11391	10	Washer, ⅝" SAE
	G10730	2	Lock Nut W/Nylon Insert, ⅝"-11
33	GD24761	2	Compression Spring
34	GA9309	1	Belt Cover, L.H.
35	GD13694	1	Shaft, 1" x 11¾"
36	G10638	1	Hex Head Cap Screw, ¼"-20 x 2"
	G10110	1	Lock Nut, ¼"-20, Grade B
37	G10743	1	Hex Head Cap Screw, ⅝"-11 x 3¾"
	GB0218	2	Bushing, 2⅛" I.D. x ⅞" O.D. x 1⅞" Long
	G11391	2	Washer, ⅝", SAE
	G10107	1	Lock Nut, ⅝"-11
38	*A7644	1	Hose Assembly, ¼" x 176"
39	GA26924-03	1	Hose Label/Cover, Blue (Extend)
	GA26924-04	1	Hose Label/Cover, Blue (Retract)

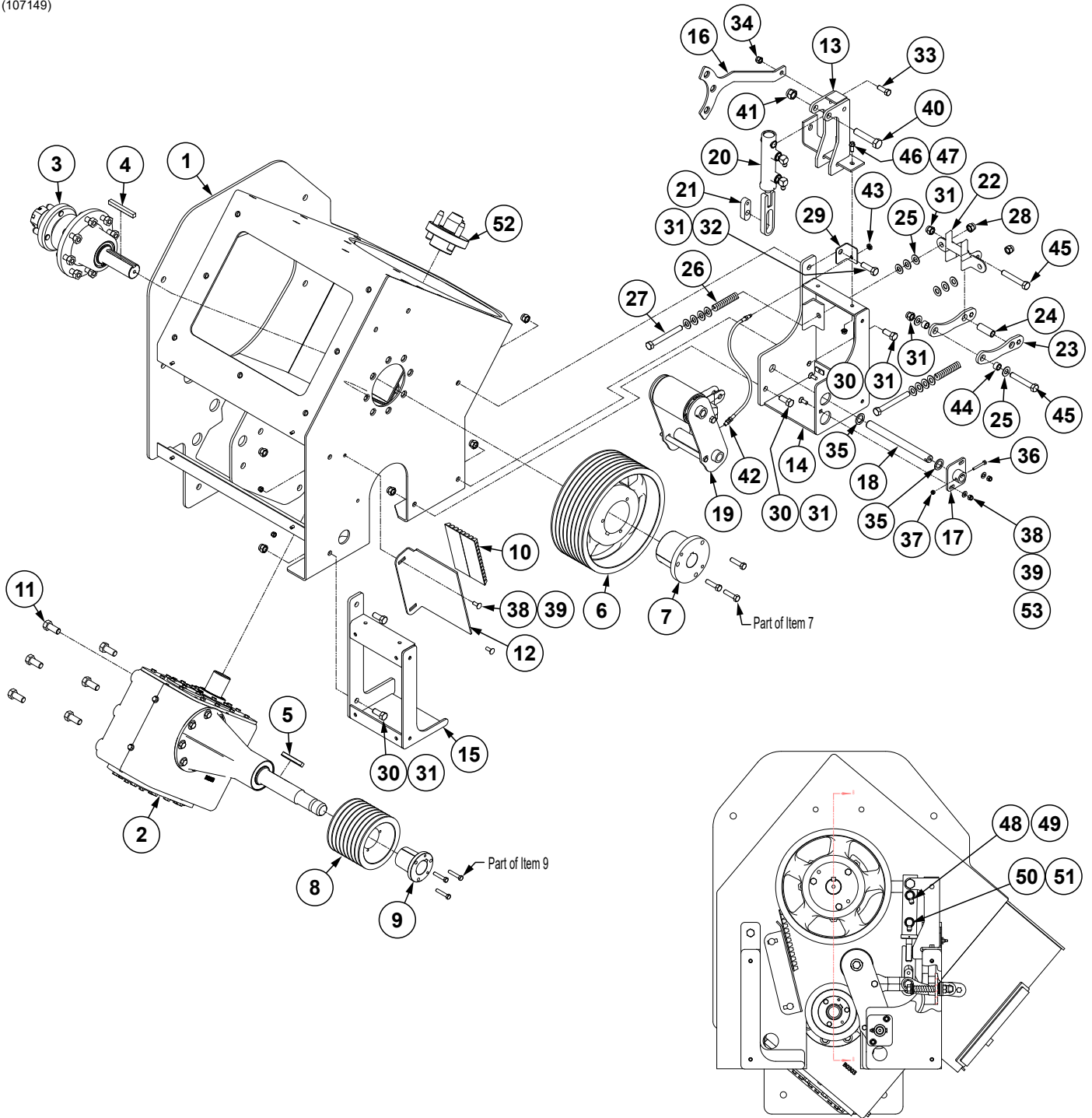
*Hydraulic hose is not stocked by Kinze Repair Parts, but can be made available on a special order basis. Call for quote.

(107760)



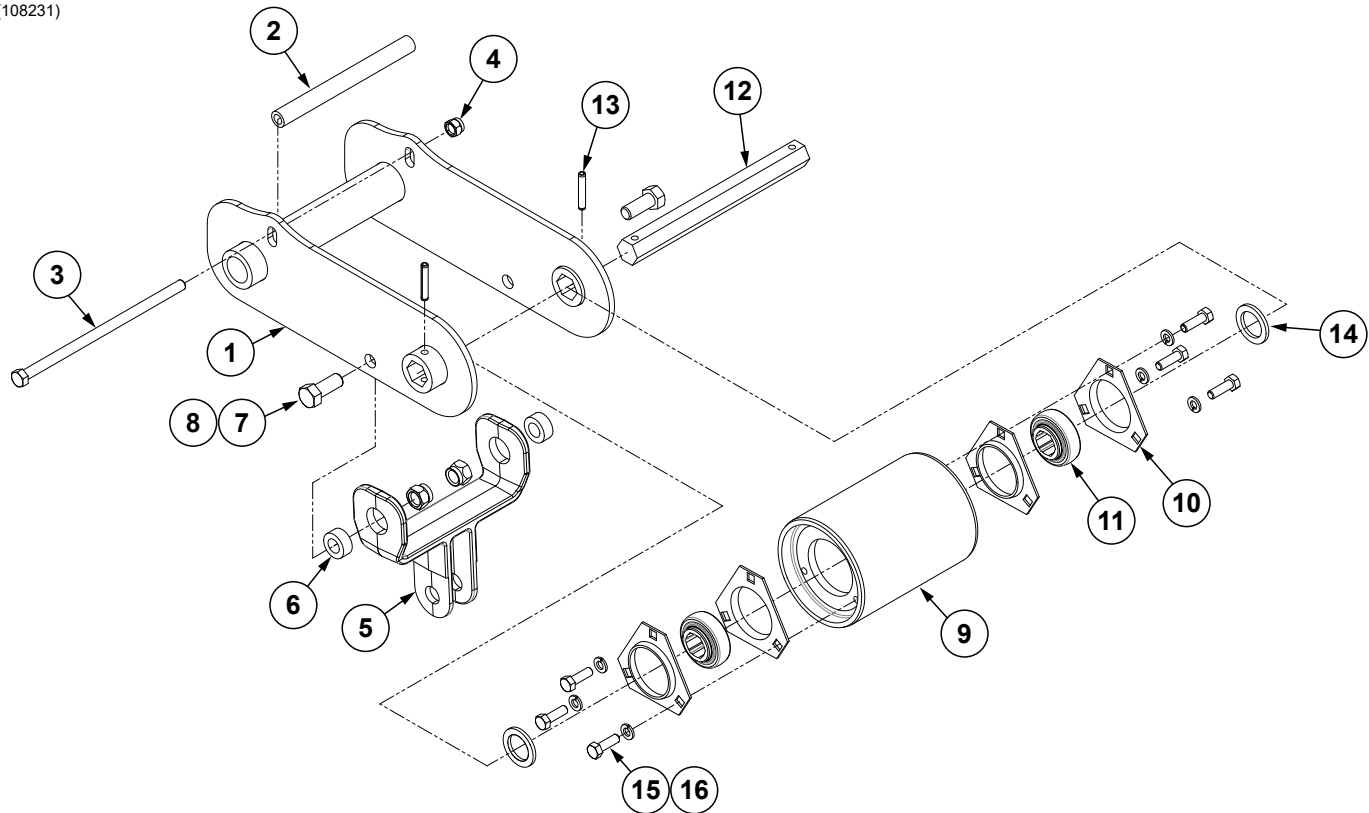
ITEM	PART NO.	QTY.	DESCRIPTION
1	---	1	See "Transfer Case Assembly, 1121 (2023 Production and On)" on page P24
2	GA10187	1	Pointer
3	G11391	2	Flat Washer, 5/8" SAE
4	G10453	2	Cotter Pin, 3/16" x 1"
5	GA9707	1	Bracket
6	GA9313	1	Lower Front Belt Housing Cover W/PTO Shield
7	GD13764	1	Side Cover
8	GA15422	1	Operator's Manual Canister
9	G10817801	1	Side Cover
10	G10534901	1	Hose Holder Bracket
11	GD13767	1	Cover
12	G10780501	1	Front Cover
13	G6405-04-02 GR1465	1	Connector W/O-Ring, 1/8" Female NPT To 3/16"-20 Male O-Ring O-Ring
14	GA0504	1	Grease Hose, 24"
15	G10125	1	Pipe Coupling, 1/8" NPT
16	GA9303	1	Relief Fitting
17	GD6291	1	Insulated Clamp, 3/8"
18	GD33707	1	Plug Protector
19	GD14311	1	Shield
20	G10004	16	Hex Head Cap Screw, 3/8"-16 x 1 1/4"
21	G11387	16	Flat Washer, 3/8" SAE
22	G10007	2	Hex Head Cap Screw, 5/8"-11 x 1 1/4"
23	G10107	2	Lock Nut, 5/8"-11
24	G10309	2	Carriage Bolt, 1/4"-20 x 5/8", Grade 5
25	G10110	2	Lock Nut, 1/4"-20, Grade B
26	G10023	3	Hex Head Cap Screw, 1/4"-20 x 3/4"
27	G10621	3	Serrated Flange Nut, 1/4"-20
28	GD5875	2	Hose Clamp, 3/16" x 2 1/2" x 2"
29	G10599	2	Carriage Bolt, 3/8"-16 x 1 1/4"
30	G10108	2	Lock Nut, 3/8"-16
31	G4425-06	3	Edge Molding, 3/16" x 8"
32	G4425-05	1	Edge Molding, 3/16" x 3"
33	G10760201	1	Slide Door
34	G10544801	8	Thumbscrew, 1/2"-13
35	G10774001	1	Transfer Case Cover
36	G10670	4	Hair Pin Clip, No. 3
37	G11386	4	Flat Washer, 5/16" SAE
38	GA9478	1	Cover
39	G11389	1	Flat Washer, 1/2" Plated SAE

(107149)



ITEM	PART NO.	QTY.	DESCRIPTION
1	G10715001	1	Transfer Case
2	GA9938	1	See "Gearbox, 1121" on page P3
3	GA9242	1	See "Horizontal Auger, Bearings, and Drive, 1121" on page P17
4	GD13677	1	Key, 1/2" x 1/2" x 4 1/2"
5	GD13088	1	Key, 1/2" x 1/2" x 3 1/2"
6	GD13558	1	Pulley, 15", 8 Groove
7	GD13561	1	Bushing
8	GD13559	1	Pulley, 7 1/2", 8 Groove
9	GD13560	1	Bushing
10	GA9841	1	V-Belt Set, 4 Band, Includes: (2) 4 Band V-Belts, (1) Instructions
11	G11042	6	Hex Head Cap Screw, 3/4"-10 x 1 3/4"
12	GD13768	1	Belt Slide
13	GA10188	1	Cylinder Mount
14	GA9309	1	Belt Cover, L.H.
15	GA9310	1	Belt Cover, R.H.
16	GD14620	1	Support
17	GA17092	1	Belt Alignment Bracket
18	GD13694	1	Shaft. 1" x 11 3/4"
19	---	1	See "Idler Arm Assembly" on page P25
20	GA9616	1	See "Horizontal Auger Drive (Idler) Cylinder, 1121" on page P65
21	G10794101	1	Clevis Slide
22	GB0378	1	Stop Bracket
23	GD24851	2	Indicator Link
24	GD14610	1	Bushing, 7/8" x 2 7/16"
25	G11391	16	Flat Washer, 5/8" SAE
26	GD24761	2	Compression Spring
27	G10011	2	Hex Head Cap Screw, 5/8"-11 x 5 1/2"
28	G10730	2	Lock Nut W/Nylon Insert, 5/8"-11
29	GD14644	1	Grease Bank Bracket
30	G10007	4	Hex Head Cap Screw, 5/8"-11 x 1 1/4"
31	G10107	7	Lock Nut, 5/8"-11
32	G10008	1	Hex Head Cap Screw, 5/8"-11 x 2"
33	G10017	1	Hex Head Cap Screw, 1/2"-13 x 1 1/2"
34	G10111	1	Lock Nut, 1/2"-13
35	G10233	2	Machine Bushing, 1 1/2" x 1/32", 10 Gauge (.1345")
36	G10638	1	Hex Head Cap Screw, 1/4"-20 x 2"
37	G10110	1	Lock Nut, 1/4"-20, Grade B
38	G10305	4	Carriage Bolt, 3/8"-16 x 1"
39	G10108	4	Lock Nut, 3/8"-16
40	G10085	1	Hex Head Cap Screw, 3/4"-10 x 3 3/4"
41	G10112	1	Lock Nut, 3/4"-10
42	GA10175	1	Grease Hose W/Grease Fitting, 24"
43	G11094	1	Lock Nut, 1/8" NPT, Brass
44	GB0218	2	Bushing, 2 1/32" I.D. x 7/8" O.D. x 1 9/32" Long
45	G10036	2	Hex Head Cap Screw, 5/8"-11 x 4"
46	G11046	1	Flange Screw, 3/8"-16 x 1"
47	G11091	1	Serrated Flange Nut, 3/8"-16
48	*A7691-200	1	Hose Assembly, 1/4" x 200" (06M-1/2M NPTF W/Ext., W/Tip)
49	GA26924-03	1	Hose Label/Cover, Blue (Extend)
50	*A7691-196	1	Hose Assembly, 1/4" x 196" (06M-1/2M NPTF W/Ext., W/Tip)
51	GA26924-04	1	Hose Label/Cover, Blue (Retract)
52	GA10168	1	Splined Drive Lug
53	G11387	2	Flat Washer, 3/8" SAE

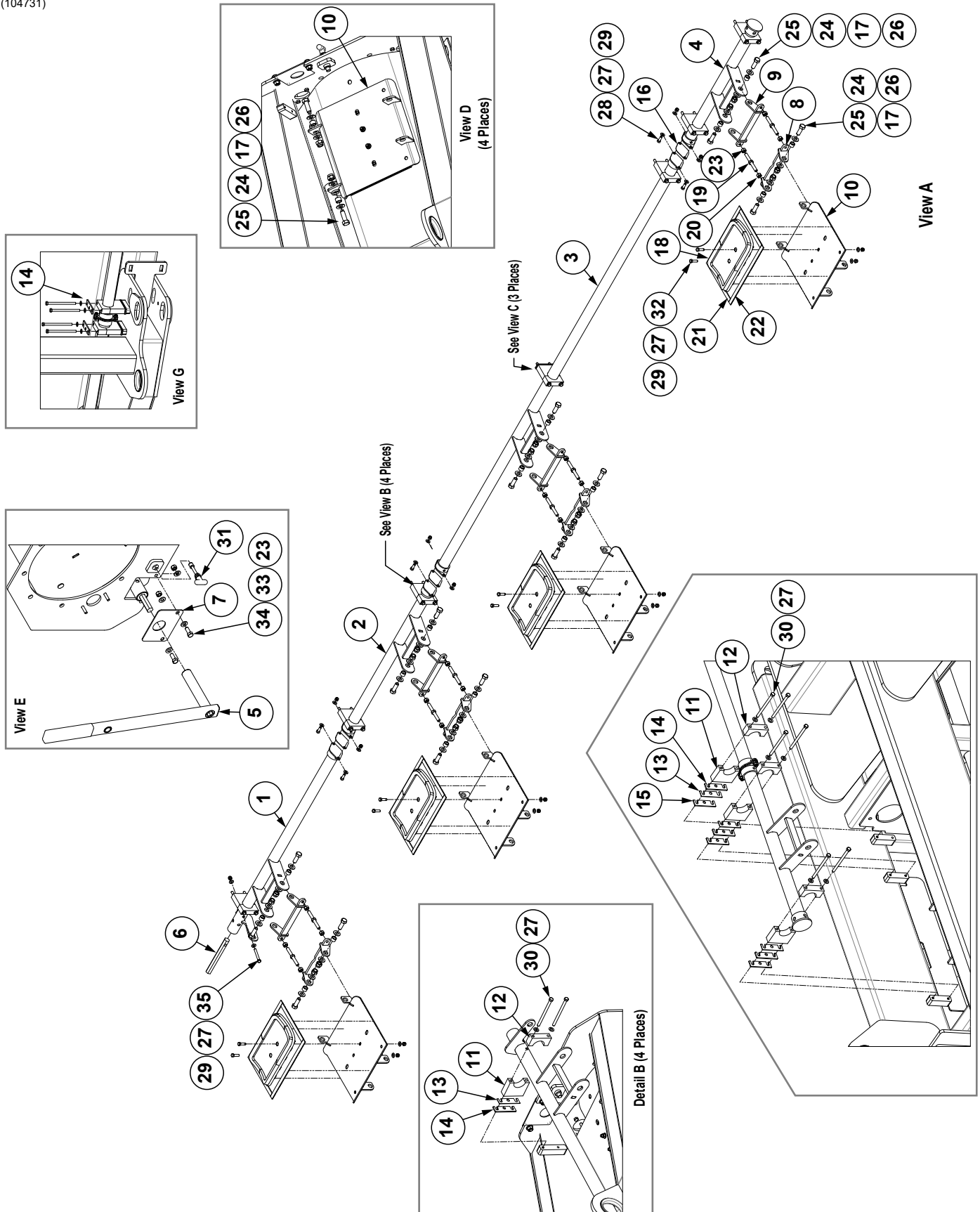
(108231)



ITEM	PART NO.	QTY.	DESCRIPTION
1	G10823001	1	Idler Belt
2	GD2971-13	1	Sleeve, 6 ⁵ / ₁₆ " Long
3	G10686	1	Hex Head Cap Screw, 3 ⁵ / ₈ "-16 x 8"
4	G10108	1	Lock Nut, 3 ⁵ / ₈ "-16
5	G10931501	1	Inner Link
6	GD7889	2	Bushing, 1" O.D. x 9 ¹ / ₁₆ " I.D. x 7 ¹ / ₁₆ " Long
7	G10037	2	Hex Head Cap Screw, 1 ¹ / ₂ "-13 X 1 ¹ / ₄ "
8	G10111	2	Lock Nut, 1 ¹ / ₂ "-13
9	GB0338	1	Idler
10	G3400-01	4	Flangette
11	GA9357	2	Bearing, 7 ¹ / ₈ " Hex, Single Lip
12	GD13763	1	Hex Shaft, 7 ¹ / ₈ " x 8 ⁵ / ₈ " (2 Holes)
13	G10602	2	Spring Pin, 1 ¹ / ₄ " x 1 ¹ / ₂ "
14	G10233	2	Machine Bushing, 1 ¹ / ₂ " x 1 ¹ / ₃₂ ", 10 Gauge (.1345")
15	G10019	6	Hex Head Cap Screw, 5 ¹ / ₁₆ "-18 x 1"
16	G10232	6	Lock Washer, 5 ¹ / ₁₆ "

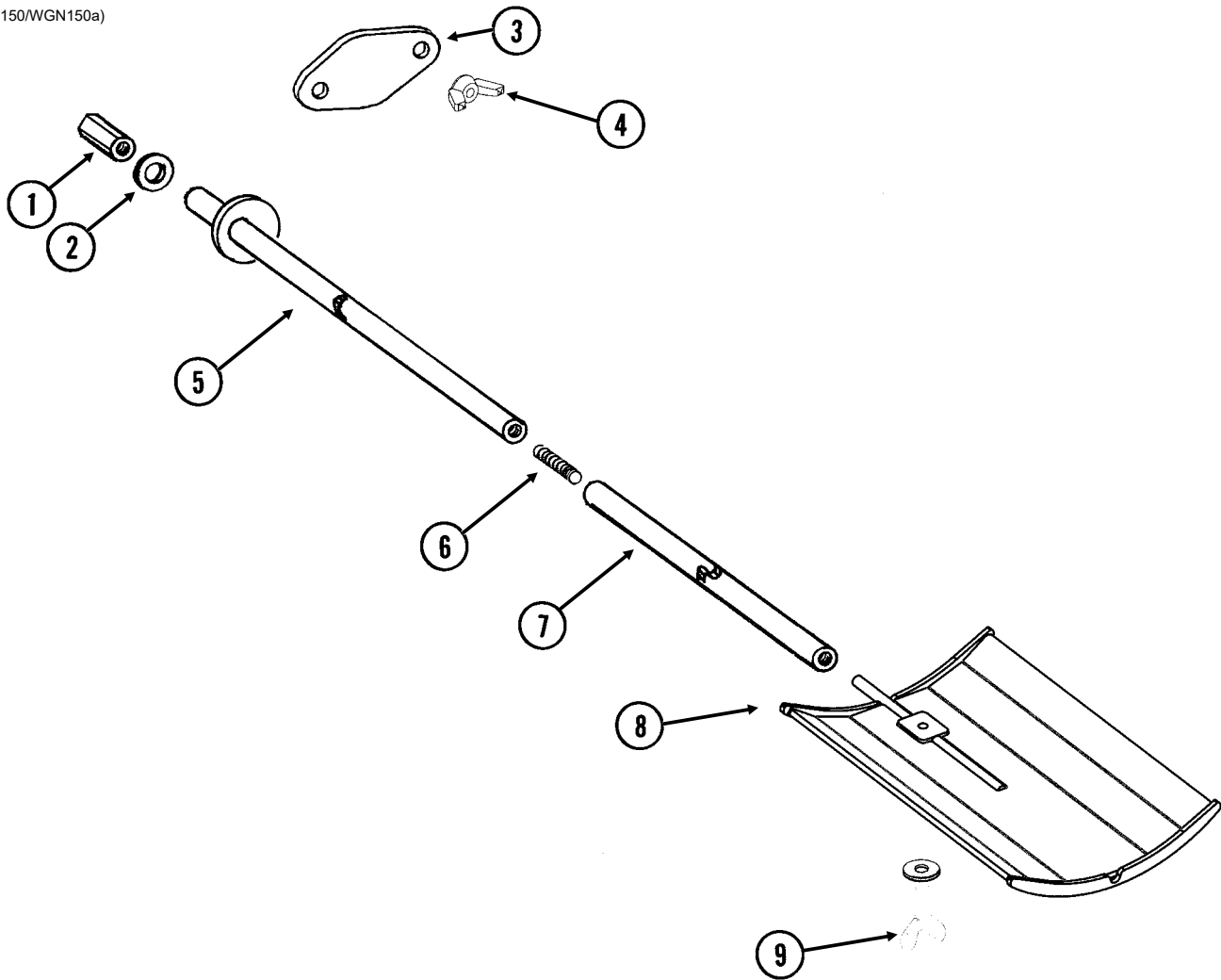
This page left blank intentionally.

(104731)



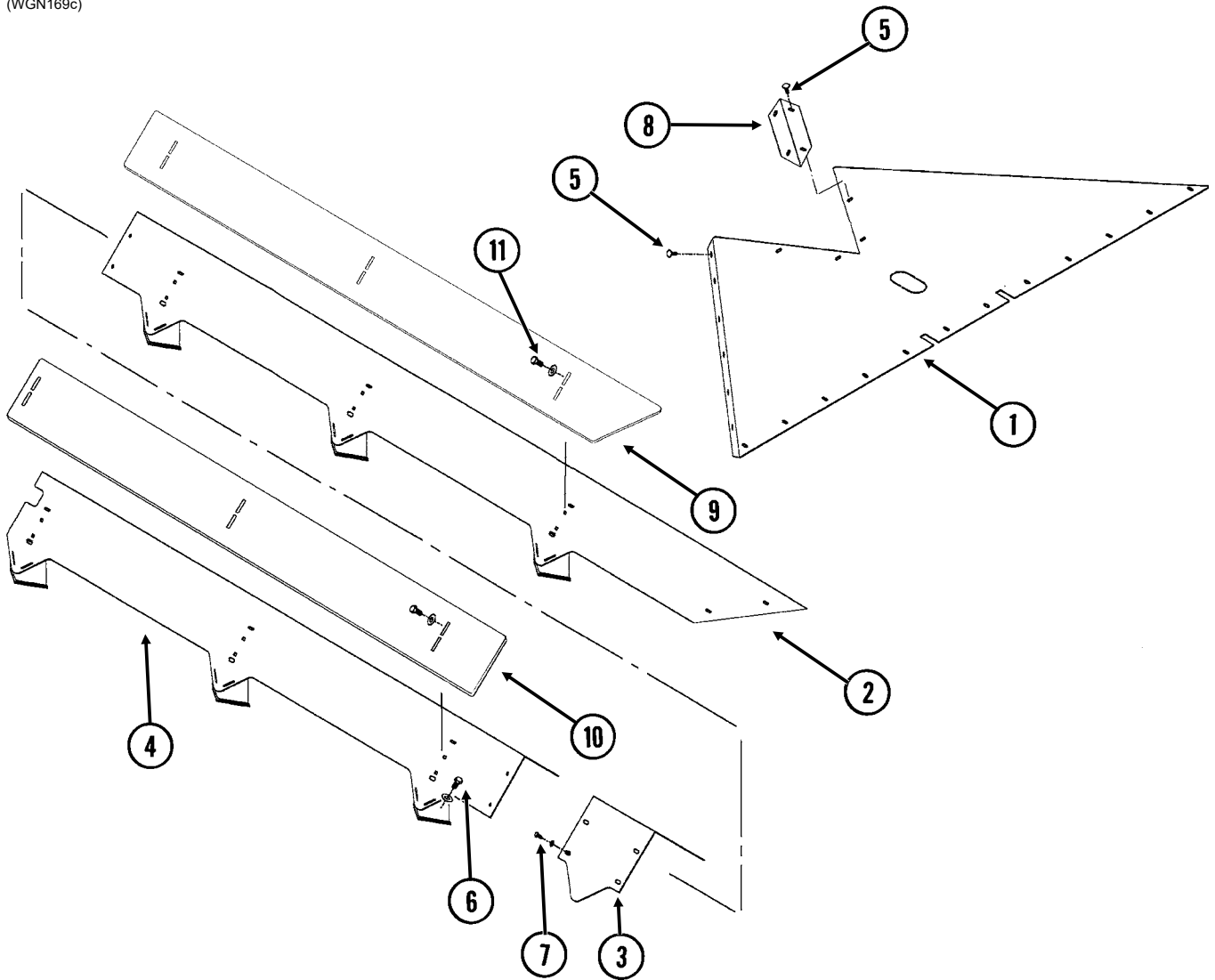
ITEM	PART NO.	QTY.	DESCRIPTION
1	G10471201	1	Torsion Rod J
2	G10472101	1	Torsion Rod K
3	G10472301	1	Torsion Rod L
4	G10472701	1	Torsion Rod M
5	G10535501 GD11649	1	Cleanout Bar Assembly Boot (Included W/G10535501)
6	G10411001	1	Hex Shaft
7	G10557001	1	Rear Cover Sheet
8	G10413301	4	L.H. Turnbuckle
9	G10413401	4	R.H. Turnbuckle
10	G10413001	4	Dump Door
11	G10556901	7	Plastic Clamp
12	G10414501	7	Plastic Clamp
13	G10535701	7	Clamp Shim, 16 Gauge (.0598")
14	G10556701	8	Clamp Shim , 7 Gauge (.1793")
15	G10558801	3	Shim, 10 Gauge (.1345")
16	G10557101	3	Shim, 16 Gauge (.0598")
17	GB0218	24	Bushing, 2 ¹ / ₃₂ " I.D. x 7/8" O.D. x 1 ⁹ / ₃₂ " Long
18	G10599302	4	Cleanout Insert Assembly
19	G10414101	8	Rod Turnbuckle
20	G10415101	8	L.H. Hex Nut, 1/2"-13, Grade 5
21	G10540203	8	Seal, 3/4" x 1/8" x 9 1/2"
22	G10540204	8	Seal, 3/4" x 1/8" x 15"
23	G10102	10	Hex Nut, 1/2"-13
24	G11391	48	Flat Washer, 5/8" SAE
25	G10005	24	Hex Head Cap Screw, 5/8"-11 x 1 3/4"
26	G10107	24	Lock Nut, 5/8"-11
27	G11387	36	Flat Washer, 3/8" SAE
28	G10001	6	Hex Head Cap Screw, 3/8"-16 x 1"
29	G10108	15	Lock Nut, 3/8"-16
30	G10634201	14	Hex Head Cap Screw, 3/8"-16 x 5 1/2", Grade 5 (Blue Loctite)
31	G10644201	1	Twist to Lock Spring Plunger
32	G10004	8	Hex Head Cap Screw, 3/8"-16 x 1 1/4"
33	G11389	4	Flat Washer, 1/2" Plated SAE
34	G10037	2	Hex Head Cap Screw, 1/2"-13 X 1 1/4"
35	G10062	1	Hex Head Cap Screw, 3/8"-16 x 3"

(WGN150/WGN150a)



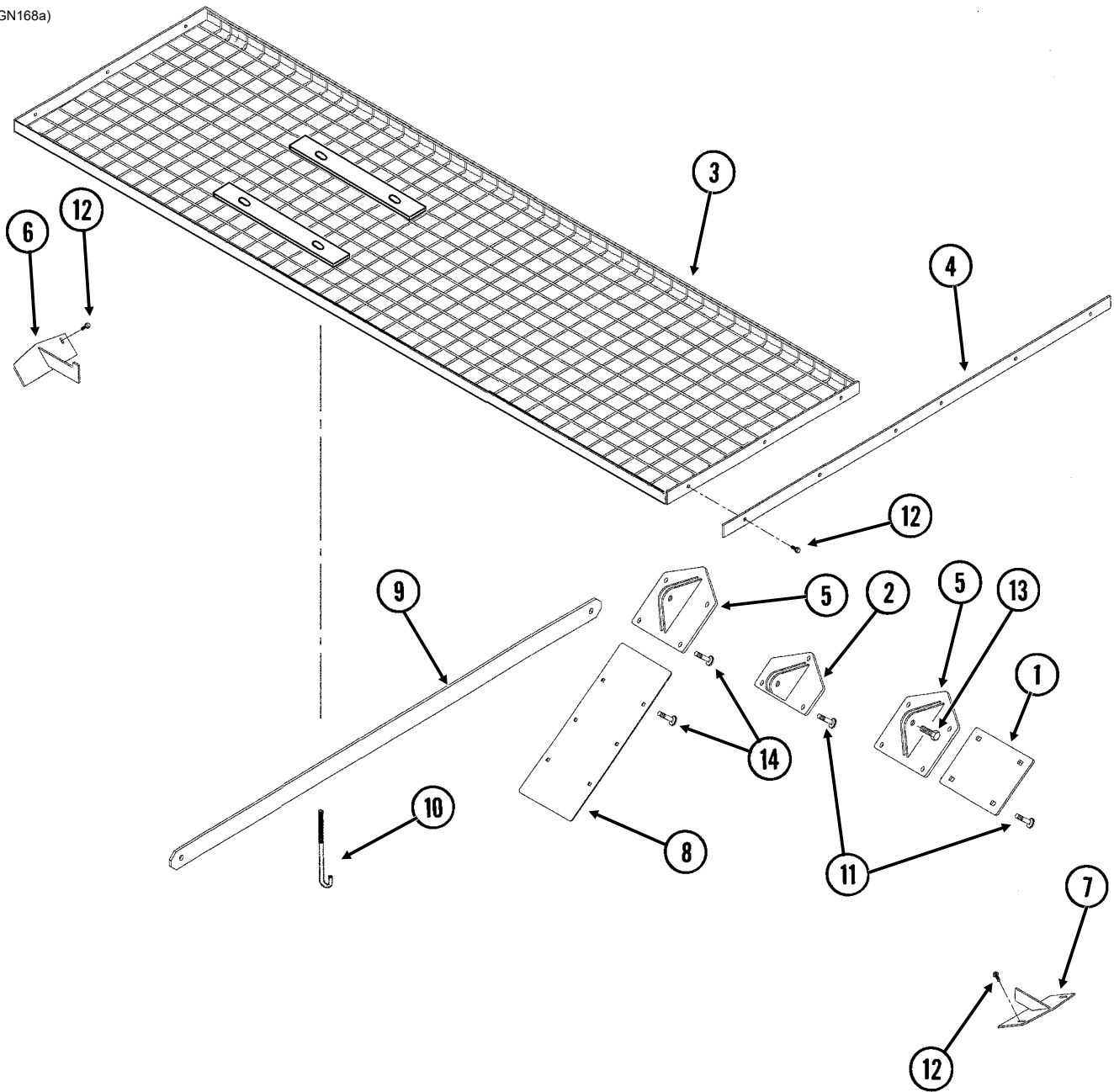
ITEM	PART NO.	QTY.	DESCRIPTION
1	GD13805	1	Cap Nut, Slide Pan
2	GD13804	1	Washer, Slide Pan
3	GD12947	2	Rod Storage Cover Plate
4	G10163	4	Wing Nut, 3/8"-16
5	GA9368	1	Push Rod Assembly, 117 1/2"
6	G11051	1	Hex Socket Set Screw, 1/2"-13 x 2"
7	GD13803	1	Push Rod, 117 1/2"
8	G10558301	1	Clean Out Sweep
9	G10544801	1	Thumbscrew, 1/2"-13
	G11389	1	Washer, 1/2" SAE

(WGN169c)



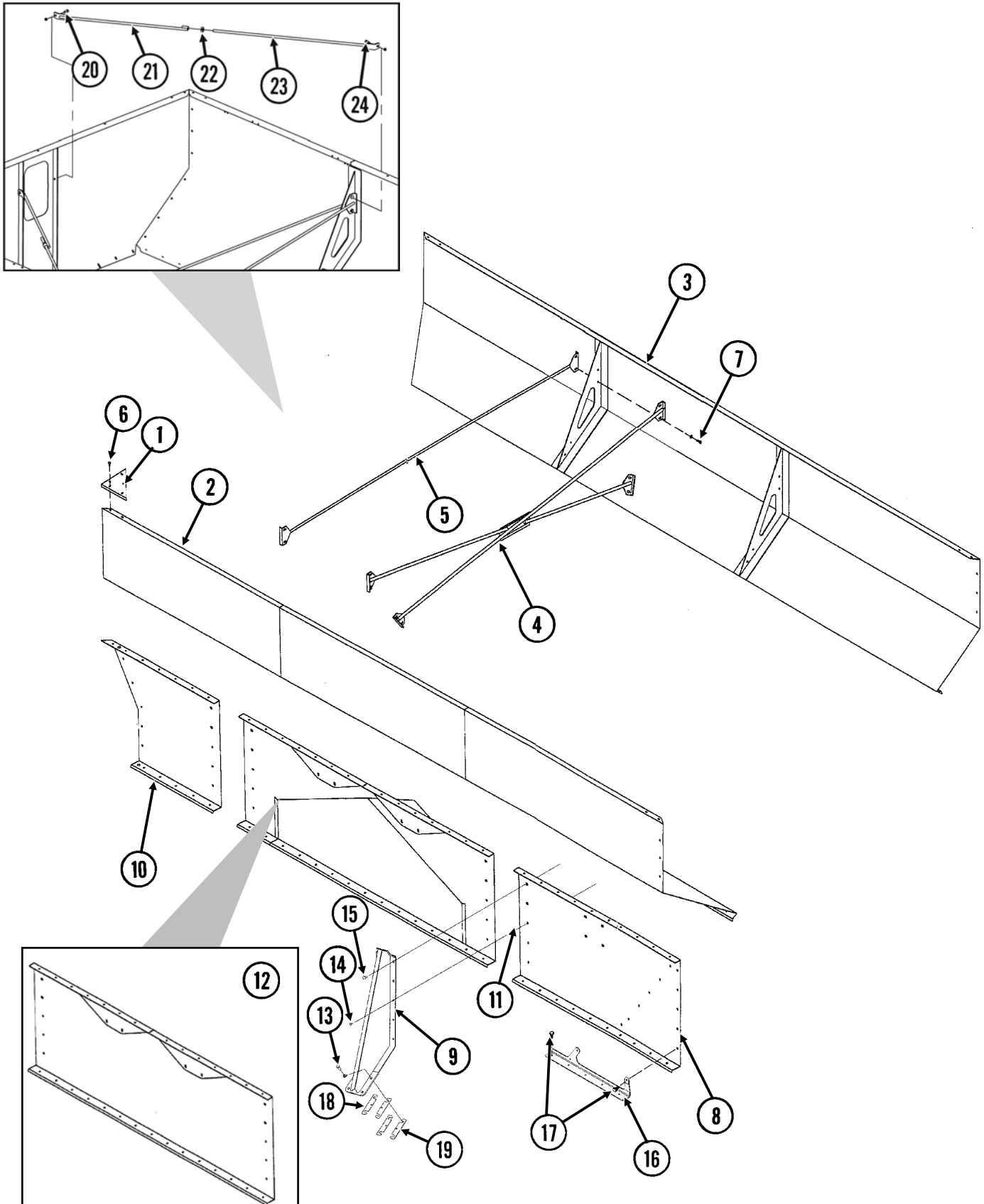
ITEM	PART NO.	QTY.	DESCRIPTION
1	GD14392	1	Front Tunnel Cover Baffle
2	GA10016	1	Front Tunnel Cover, 121 1/2"
3	GD13011	1	Center Tunnel Cover
4	GA10017	1	Rear Tunnel Cover, 95 7/8"
5	G10305	20	Carriage Bolt, 3/8"-16 x 1"
	G11091	20	Serrated Flange Nut, 3/8"-16
6	G10007	14	Hex Head Cap Screw, 5/8"-11 x 1 1/2"
	G11391	14	Washer, 5/8" SAE
	G10107	14	Lock Nut, 5/8"-11
7	G10034	8	Hex Head Cap Screw, 3/8"-16 x 1/2"
	G11387	8	Washer, 3/8" SAE
8	GD14036	2	Tunnel Cover Tie
9	GD14539	2	Front Restrictor Plate
10	GD14540	2	Rear Restrictor Plate
11	G10305	24	Carriage Bolt, 3/8"-16 x 1"
	G11387	24	Flat Washer, 3/8" SAE
	G11091	24	Serrated Flange Nut, 3/8"-16

(WGN168a)



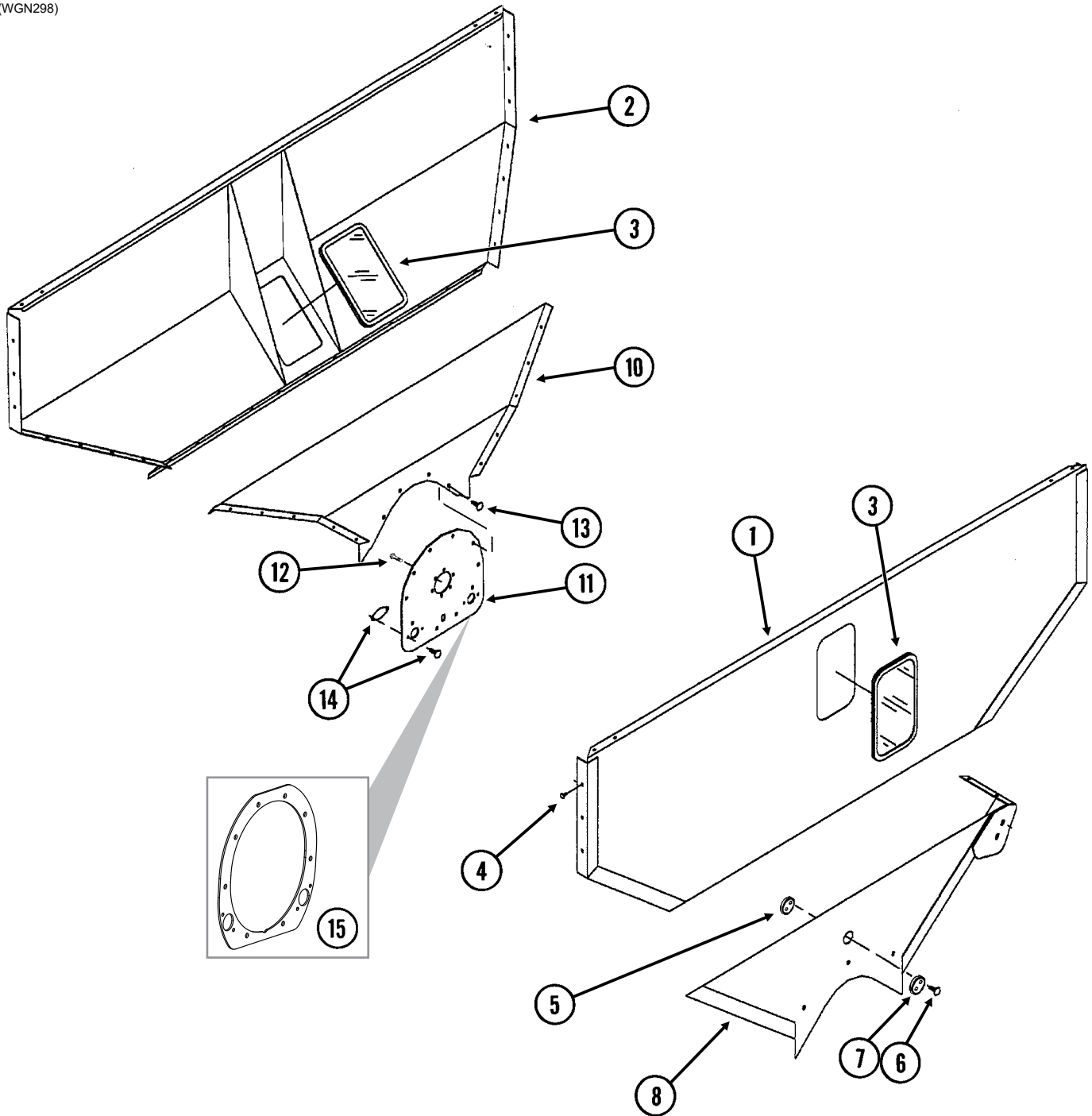
ITEM	PART NO.	QTY.	DESCRIPTION
1	GD13050	2	Panel Support
2	GA9276	4	Support
3	GA9699	4	Screen, 37 $\frac{1}{4}$ " x 120 $\frac{3}{4}$ "
4	GD13881	2	Tie Bar, 2" x 75"
5	GA9270	6	X-Brace
6	GA9716	2	Rear Support
7	GA9715	2	Front Support
8	GD13045	4	Seam Cover
9	GD13042	5	Brace, 3" x 82 $\frac{7}{16}$ "
10	GD20225	8	J-Bolt, $\frac{3}{8}$ "-16 x 4 $\frac{3}{4}$ "
	G11387	8	Washer, $\frac{3}{8}$ " SAE
	G10108	8	Lock Nut, $\frac{3}{8}$ "-16
11	G11043	-	Carriage Bolt, $\frac{5}{8}$ "-11 x 1 $\frac{1}{2}$ "
	G10107	-	Lock Nut, $\frac{5}{8}$ "-11
12	G11046	-	Flange Screw, $\frac{3}{8}$ "-16 x 1"
	G11091	-	Serrated Flange Nut, $\frac{3}{8}$ "-16
13	G10026	10	Hex Head Cap Screw, $\frac{3}{4}$ "-10 x 2"
	G10112	10	Lock Nut, $\frac{3}{4}$ "-10
14	G10305	-	Carriage Bolt, $\frac{3}{8}$ "-16 x 1"
	G11091	-	Serrated Flange Nut, $\frac{3}{8}$ "-16

(WGN170i)



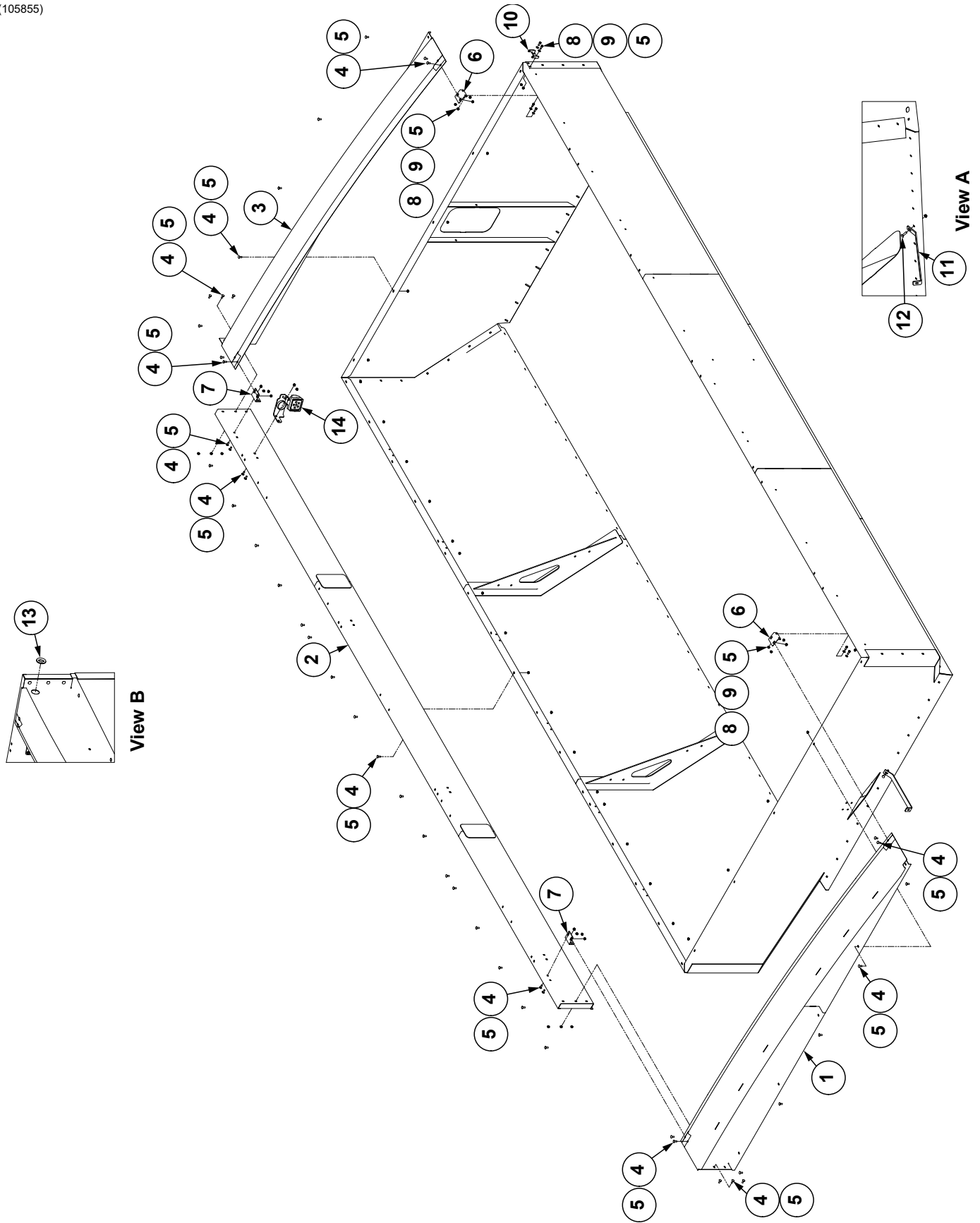
ITEM	PART NO.	QTY.	DESCRIPTION
1	GD0327	4	Corner Cap
2	G10502501	1	Side Panel, R.H.
3	G10502601	1	Side Panel, L.H.
4	GA9277	2	Cross Brace
5	GA9278	2	Tie Rod
6	G10305	16	Carriage Bolt, 3/8"-16 x 1"
	G11091	16	Serrated Flange Nut, 3/8"-16
7	G10017	14	Hex Head Cap Screw, 1/2"-13 x 1 1/2"
	G11389	28	Washer, 1/2" SAE
	G10111	14	Lock Nut, 1/2"-13
8	GD12878	1	Lower Front Side Panel, R.H. (Shown)
	GD12879	1	Lower Front Side Panel, L.H.
9	GA14864	4	Side Stake
10	GD12880	1	Lower Rear Side Panel, R.H. (Shown)
	GD12881	1	Lower Rear Side Panel, L.H.
11	GA9261	2	Wheel Well, Sof-Tred And Row Crop Wagons
12	GA9343	2	Lower Center Panel, Sof-Trak Wagon
13	G11042	16	Hex Head Cap Screw, 3/4"-10 x 1 3/4"
	G10231	16	Lock Washer, 3/4"
14	G10305	24	Carriage Bolt, 3/8"-16 x 1"
	G11091	24	Serrated Flange Nut, 3/8"-16
15	G11043	16	Carriage Bolt, 5/8"-11 x 1 1/2"
	G10107	16	Lock Nut, 5/8"-11
16	GD15974	1	Tie Plate, R.H. (Shown)
	GD15973	1	Tie Plate, L.H.
17	G10305	-	Carriage Bolt, 3/8"-16 x 1"
18	GD21336	8	Shim, 16 Gauge (As Required)
19	GD21335	8	Shim, 10 Gauge (As Required)
20	G10037	2	Hex Head Cap Screw, 1/2"-13 X 1 1/4"
	G11389	4	Flat Washer, 1/2" SAE
	G10111	2	Lock Nut, 1/2"-13
21	GA14691	1	1121 Front Panel Brace
22	G10105	1	Hex Nut, 3/4"-10
23	GA14692	2	Front Panel Brace
24	G10016	2	Hex Head Cap Screw, 1/2"-13 x 2"
	G11389	4	Flat Washer, 1/2" SAE
	G10111	2	Lock Nut, 1/2"-13

(WGN298)



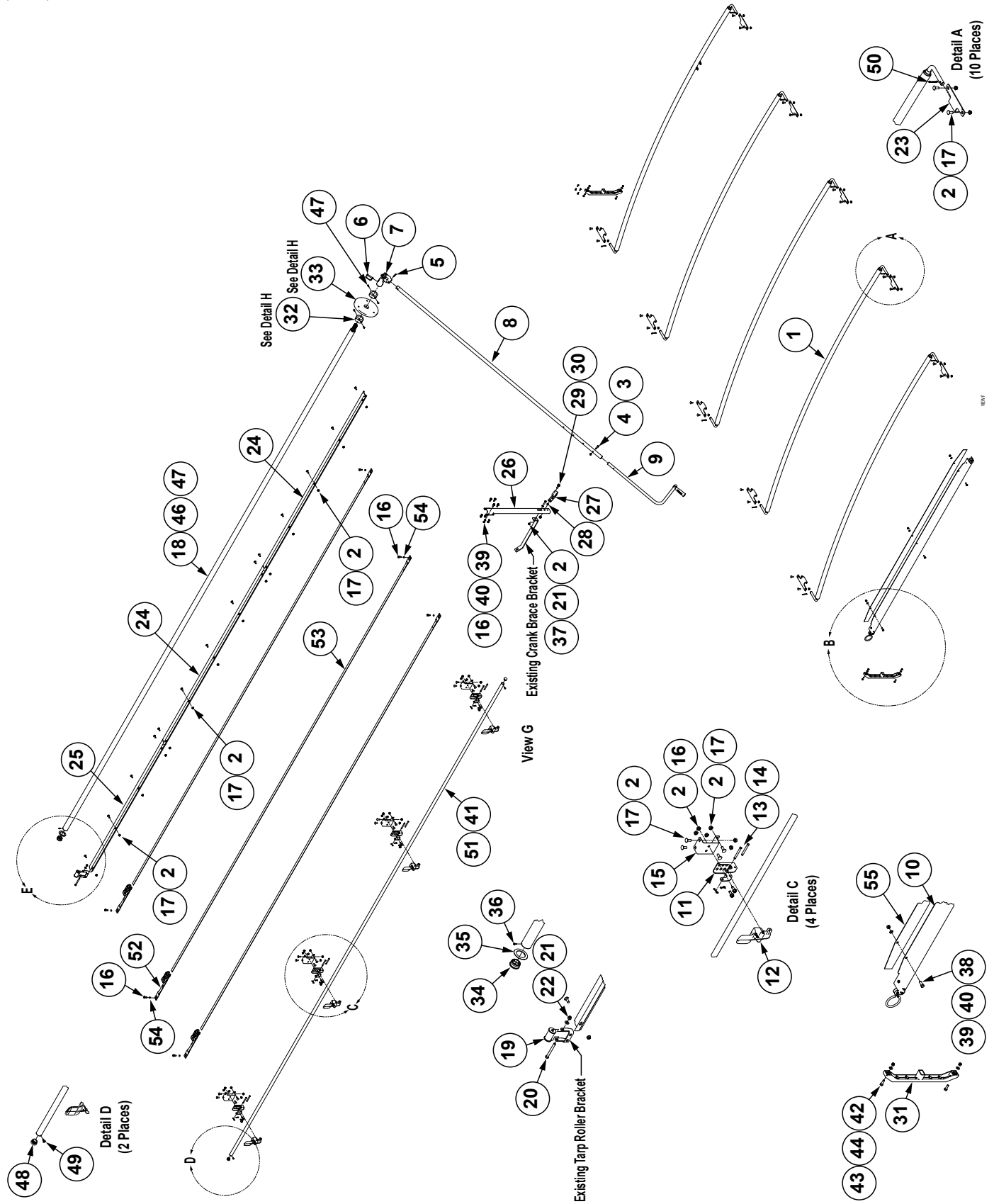
ITEM	PART NO.	QTY.	DESCRIPTION
1	G10502401	1	Front Panel (Less Window)
2	G10502301	1	Rear Panel (Less Window)
3	GA9300	2	Window Assembly
4	G10305	28	Carriage Bolt, 3/8"-16 x 1"
	G11091	28	Serrated Flange Nut, 3/8"-16
5	GA9369	1	Threaded Flow Gate Access Cover
6	G10325	2	Hex Head Cap Screw, 3/8"-16 x 2 3/4"
7	GD13812	1	Flow Gate Access Cover
8	GA9264	1	Lower Front Panel, 1121
9	---	---	---
10	GA9265	1	Lower Rear Panel, 1121
11	G10584901	1	Inspection Cover, 1121
12	GR0270	6	Lug Bolt, 9/16"-18
13	G10005	10	Hex Head Cap Screw, 5/8"-11 x 1 3/4"
	G10107	10	Lock Nut, 5/8"-11
14	---	-	See "Clean Out Sweep" on page P29
15	G10584801	1	Rear Spacer Plate

(105855)

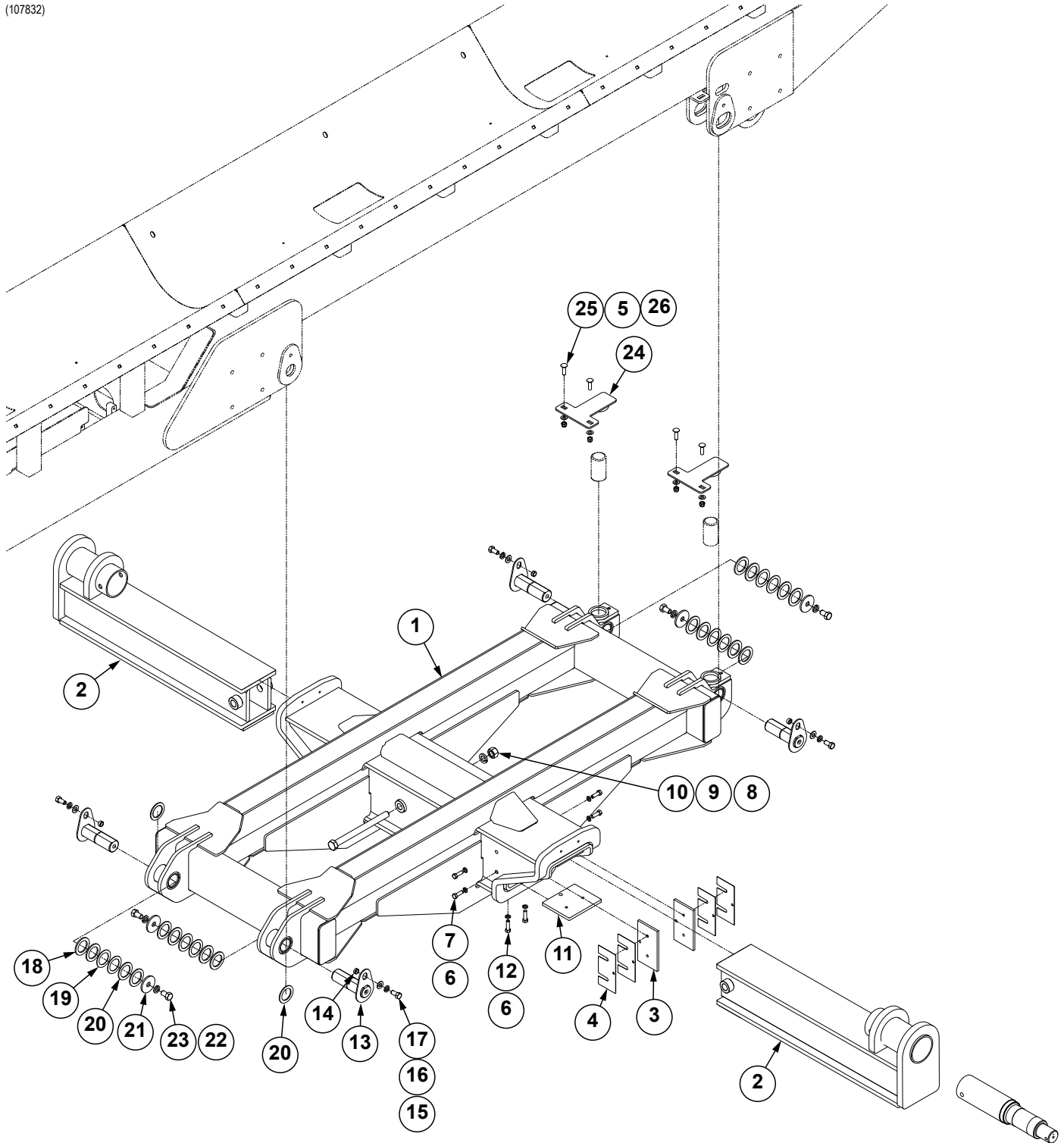


ITEM	PART NO.	QTY.	DESCRIPTION
1	G10585401	1	Rear Tarp Panel
2	G10523301	1	L.H. Tarp Panel
3	G10496901	1	Front Tarp Panel
4	G10305	47	Carriage Bolt, 3/8"-16 x 1"
5	G11091	53	Serrated Flange Nut, 3/8"-16
6	G10497401	2	Lower Cap Bracket
7	G10497301	2	Upper Cap Bracket
8	G10001	6	Hex Head Cap Screw, 3/8"-16 x 1"
9	G11387	6	Flat Washer, 3/8" SAE
10	G10546501	1	Tarp Roller Bracket
11	G10497501	1	Crank Retainer Bracket
12	G10301	1	Carriage Bolt, 3/8"-16 x 1 1/2"
13	GR2126	1	1 1/2" Push-In Grommet
14	GA24396	1	See "Safety/Warning and Work Lights" on page P73

(104075)

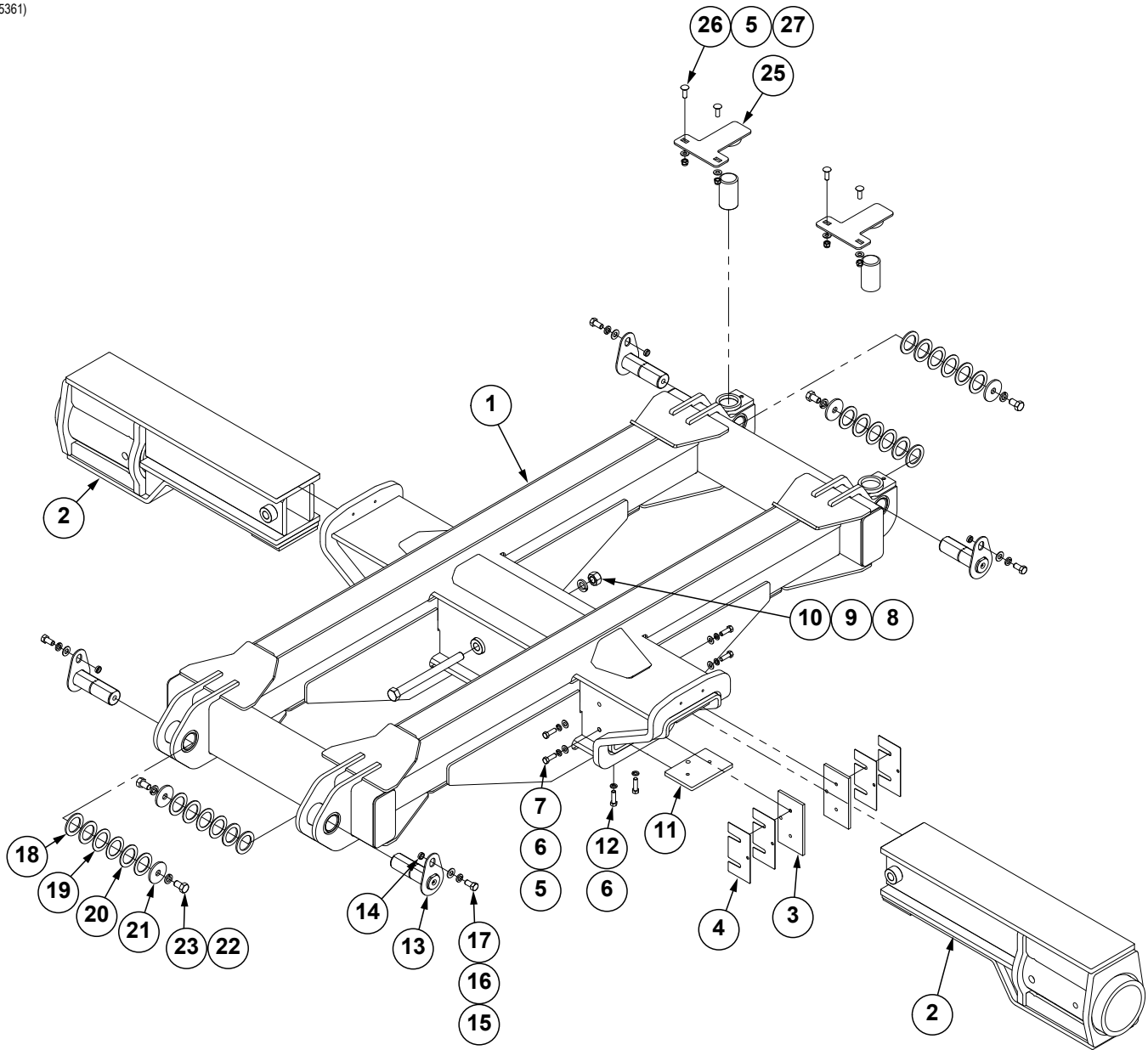


ITEM	PART NO.	QTY.	DESCRIPTION
1	G11013101	5	Bow
2	G11091	59	Serrated Flange Nut, 3/8"-16
3	G10108	1	Locknut, 3/8"-16
4	G10047	1	Hex Head Cap Screw, 3/8"-18 x 1 3/4"
5	G10610	1	Spring Pin, 3/8" x 2"
6	GA13345	1	Universal Joint Clip
7	GA13344	1	Universal Joint Crank
8	GA22746	1	Crank Extension W/Insert
9	GA21313	1	Crank Arm, Short
10	G10590301	1	Cable Return Assembly
	G10999401	1	Front Cable Return Plate (Included W/G10590301)
11	GD18976	4	Tarp Stop Bracket
12	GD31526	4	Tarp Stop Shank
13	GD18978	8	Tarp Stop Pin
14	GD20596	8	Bow Tie Cotter Pin, 1 3/8"
15	GD32354	4	Tarp Stop Bracket
16	G10985	18	Hex Washer Head Cap Screw, 3/8"-16 x 1"
17	G10305	50	Carriage Bolt, 3/8"-16 x 1"
18	G10589701	1	Roll Tube
19	G10590101	1	Cable Spool
20	G10061	1	Hex Head Cap Screw, 3/8"-16 x 3 1/2"
21	G11387	2	Flat Washer, 3/8" SAE
22	G10901	1	Lock Nut, 3/8"-16
23	G10590201	10	Single Bow Horizontal Bracket
24	G10589101	2	Side Mount Latch Plate, 96"
25	G10589401	1	Side Mount Latch Plate, 70.13"
26	G10589501	1	Crank Support Bracket
27	GD18980	1	Crank Retainer Hook
28	GD18987	1	Crank Retainer Bushing
29	G11271	1	Hex Socket Flange Cap Screw, 1/2"-13 x 1 1/4"
30	G10111	1	Lock Nut, 1/2"-13
31	G10590001	2	Roll Tube Deflector
32	G10589301	2	Rear Arm Bearing Ring
33	G10589201	1	Roller Guide
34	GD18974	1	Roll Tube End Plug
35	G10590401	1	Cable Retainer
36	G10721001	1	Phillips Pan Head Tapping Screw, 10-16 x 1/2"
37	G10004	1	Hex Head Cap Screw, 3/8"-16 x 1 1/4"
38	G10001	3	Hex Head Cap Screw, 3/8"-16 x 1"
39	G10101	7	Hex Nut, 3/8"-16
40	G10229	7	Lock Washer, 3/8"
41	G10589801	1	Fixed Tube
42	G10019	4	Hex Head Cap Screw, 5/16"-18 x 1"
43	G10109	4	Lock Nut, 5/16"-18, Grade 8
44	G11386	4	Flat Washer, 5/16" SAE
45	---	---	---
46	GD18990	8	Half Round Tarp Clamp
47	GD19068	12	Phillips Pan Head Self-Tapping Screw, 1/4" x 3/4"
48	GD18975	2	Fixed Tube End Plug
49	G11723	2	Phillips Flat Head Tapping Screw, 1/4"-14 x 3/4"
50	G10744201	10	Cotter Pin, 3/16" x 1 1/4"
51	G10589901	1	Tarp, 1121
52	GA22703	3	Ratchet W/1" Ridge Strap
53	GA22704	3	Ridge Strap
54	GD32358	6	Bushing, 1/2" O.D. x 3/8" I.D. x 1/4"
55	G10591801	1	Back Cable Return Plate
A	G1K477	-	Tarp Repair Kit, Includes: (2) 10" x 6' Pieces of Tarp Material, (1) Pint Thinner, (1) Quart Glue, (1) Instructions



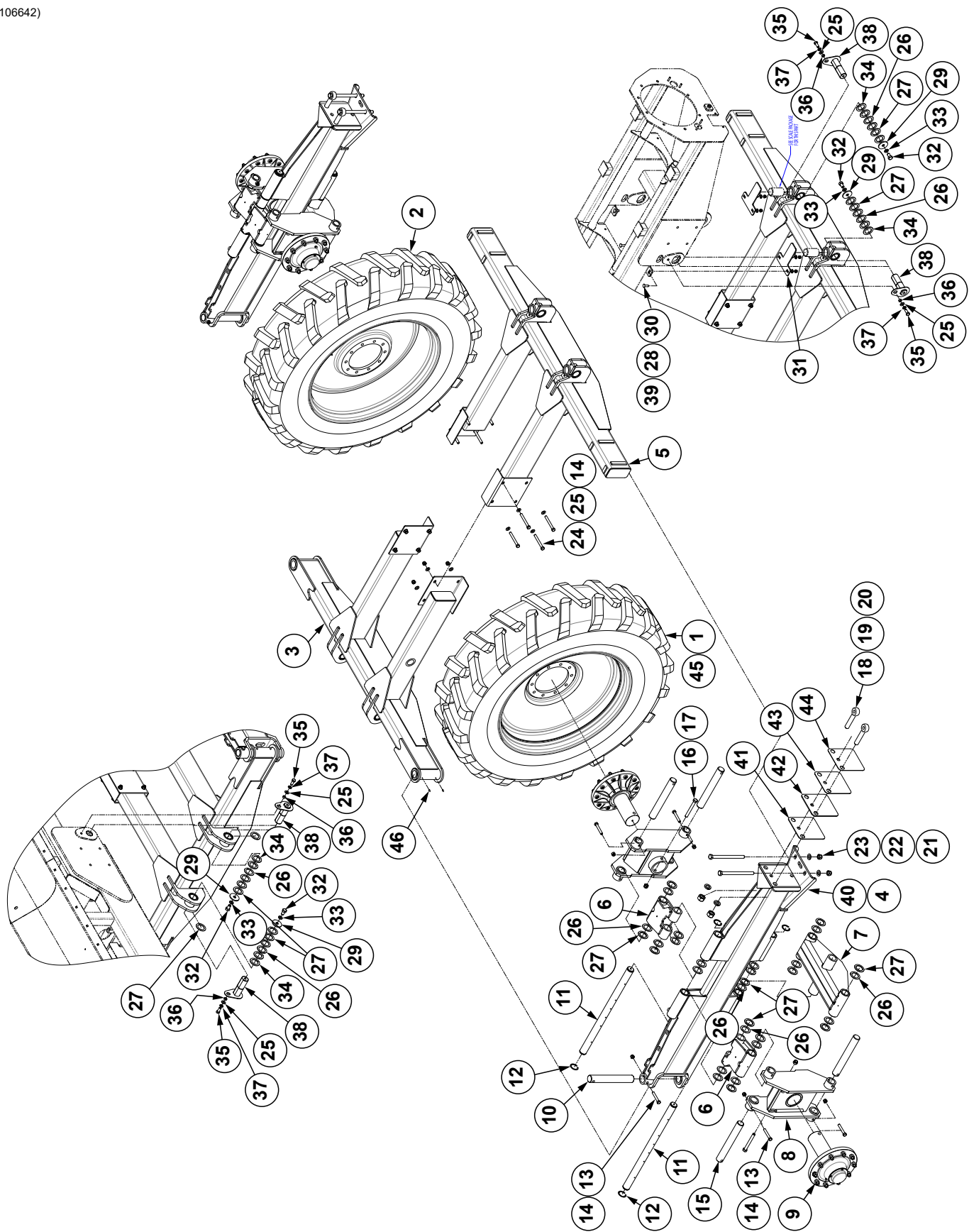
ITEM	PART NO.	QTY. (Per Cart)	DESCRIPTION
1	G10988801	1	Axle Undercarriage, Flotation
2	G10838301 GD22536	2	Stub Axle Spindle, 4½", 20 Bolt Hub
3	G10536201	4	Axle Bar
4	G10460101	8	Axle Shim
5	G11389	4	Flat Washer, ½" Plated SAE
6	G10228	12	Lock Washer, ½"
7	G10017	8	Hex Head Cap Screw, ½"-13 x 1½"
8	GD19789	2	Hex Head Cap Screw, 1"-8 x 12¼"
9	G10118	2	Lock Washer, 1"
10	G10117	2	Hex Nut, 1"-8
11	G10515201	2	Stop, 4.438" x 7½"
12	G10039	4	Hex Head Cap Screw, ½"-13 x 1¾"
13	GA9221 G10640 G10007 G10230 G11391	4 - 4 4 4	Axle Pin W/Grease Fitting Grease Fitting, ¼"-28 Hex Head Cap Screw, ⅝"-11 x 1½" Lock Washer, ⅝" Flat Washer, ⅝" SAE
14	G10810401	4	Bushing, ⅞" O.D. x .635" I.D. x ⅜"
15	G11391	4	Flat Washer, ⅝" SAE
16	G10230	4	Lock Washer, ⅝"
17	G10007	4	Hex Head Cap Screw, ⅝"-11 x 1½"
18	G10404	8	Machine Bushing, 3⅞" x 2⅞" x ⅜"
19	G10336	8	Machine Bushing, 2⅞", 14 Gauge (.0747")
20	G10234	10	Machine Bushing, 2⅞", 10 Gauge (.1345")
21	GD9592 G10156 G10231 G10404 G10336 G10234	4 4 4 8 8 8	Special Washer Hex Head Cap Screw, ¾"-10 x 1¼" Lock Washer, ¾" Machine Bushing, 3⅞" x 2⅞" x ⅜" Machine Bushing, 3⅞" x 2⅞", 14 Gauge Machine Bushing, 2⅞", 10 Gauge
22	G10231	4	Lock Washer, ¾"
23	G10156	4	Hex Head Cap Screw, ¾"-10 x 1¼"
24	GA9225 GD13808	2 2	Load Cell Top Mount Load Cell Blank
25	G11162	4	Carriage Bolt, ½"-13 x 1¾"
26	G10111	4	Lock Nut, ½"-13

(105361)



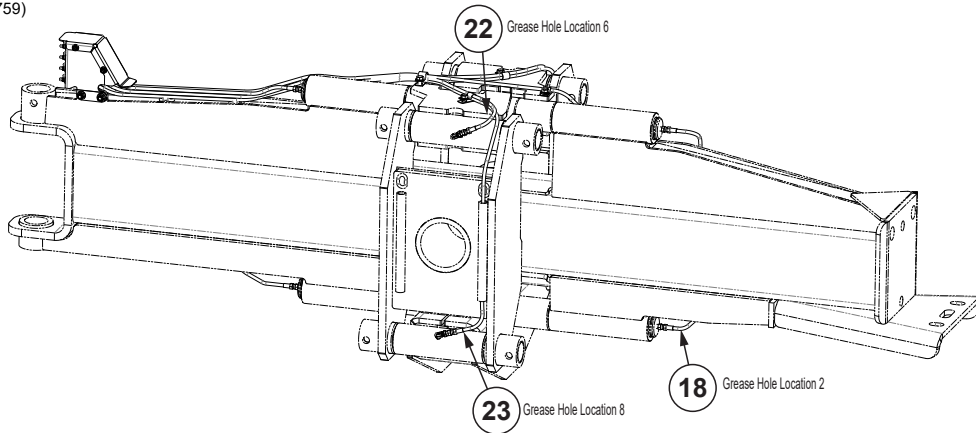
ITEM	PART NO.	QTY. (Per Cart)	DESCRIPTION
1	G10988801	1	Axle Undercarriage
2	G10442001	2	Stub Axle
3	G10536201	4	Axle Shim Plate
4	G10460101	-	Axle Shim (As Required)
5	G11389	4	Flat Washer, 1/2" Plated SAE
6	G10228	12	Lock Washer, 1/2"
7	G10017	8	Hex Head Cap Screw, 1/2"-13 x 1 1/2"
8	GD19789	2	Hex Head Cap Screw, 1"-8 x 12 1/4"
9	G10118	2	Lock Washer, 1"
10	G10117	2	Hex Nut, 1"-8
11	G10515201	2	Stop, 4.438" x 7-1/2"
12	G10039	4	Hex Head Cap Screw, 1/2"-13 x 1 3/4"
13	GA9221	4	Axle Pin W/Grease Fitting
	G10640	-	Grease Fitting, 1/4"-28
14	GD1109	4	Bushing, 4 1/64" I.D. x 7/8" O.D. x 1/4" Long
15	G11391	4	Flat Washer, 5/8" SAE
16	G10230	4	Lock Washer, 5/8"
17	G10007	4	Hex Head Cap Screw, 5/8"-11 x 1 1/2" (Stop Bolt)
18	G10404	-	Machine Bushing, 3 1/8" x 2 1/8" x 3/16" (As Required)
19	G10336	-	Machine Bushing, 2 1/8", 14 Gauge (.0747") (As Required)
20	G10234	-	Machine Bushing, 2 1/8", 10 Gauge (.1345") (As Required)
21	GD9592	4	Special Washer
22	G10231	4	Lock Washer, 3/4"
23	G10156	4	Hex Head Cap Screw, 3/4"-10 x 1 1/4"
24	---	---	---
25	GA9225	2	Load Cell Top Mount
26	G11162	4	Carriage Bolt, 1/2"-13 x 1 3/4"
27	G10111	4	Lock Nut, 1/2"-13

(106642)

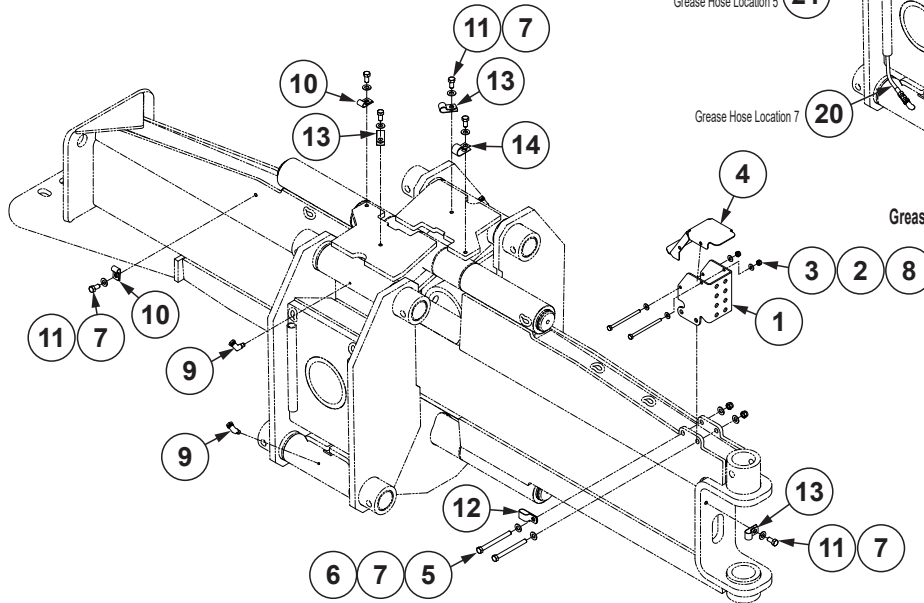
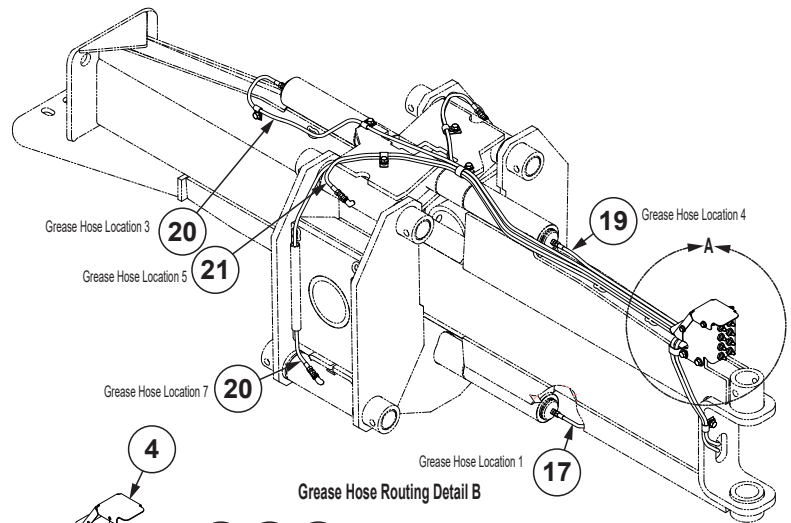


ITEM	PART NO.	QTY. (Per Cart)	DESCRIPTION
1	G10710301	1	See "Hub and Tire Assemblies, Row Crop" on page P50
2	G10710401	1	See "Hub and Tire Assemblies, Row Crop" on page P50
3	G10664101	1	Front Axle Frame
4	G10666801	2	Wheel Axle
5	G10988701	1	Rear Axle Frame
6	G10676201	4	Top Link Arm
7	G10701601	2	Bottom Link Arm
8	G10675801	4	Link Plate
9	GA15643	4	See "Hub and Tire Assemblies, Row Crop" on page P50
10	G10670901	2	Pin, 2¼" x 15⅞"
11	G10671001	4	Pin, 2⅝" x 35⅞"
12	G11093	8	External Retaining Ring, 2⅝"
13	G10036	10	Hex Head Cap Screw, ⅝"-11 x 4"
14	G10107	18	Lock Nut, ⅝"-11
15	G10676001	8	Pin, 2⅝" x 15⅞"
16	G10400	4	Hex Head Cap Screw, ¾"-10 x 6½"
17	G10112	4	Lock Nut, ¾"-10
18	G10782601	4	Eye Bolt, 1¼"-7 x 6.875"
19	G10236	4	Lock Washer, 1¼"
20	G10239	4	Hex Nut, 1¼"-7
21	G11041	4	Hex Head Cap Screw, ⅞"-9 x 12"
22	G11393	4	Flat Washer, ⅞"
23	G10418	4	Lock Nut, ⅞"-9
24	G10011	8	Hex Head Cap Screw, ⅝"-11 x 5½"
25	G11391	20	Flat Washer, ⅝" SAE
26	G10336	38	Machine Bushing, 2⅝", 14 Gauge (.0747")
27	G10234	40	Machine Bushing, 2⅝", 10 Gauge (.1345")
28	G10111	4	Lock Nut, ½"-13
29	GD9592	4	Special Washer
30	G10636	4	Carriage Bolt, ½"-13 x 1½"
31	GA9225	2	Load Cell Top Mount
32	G10156	4	Hex Head Cap Screw, ¾"-10 x 1¼"
33	G10231	4	Lock Washer, ¾"
34	G10404	8	Machine Bushing, 3⅞" x 2⅝" x ⅜"
35	G10007	4	Hex Head Cap Screw, ⅝"-11 x 1¼"
36	G10810401	4	Bushing, ⅞" O.D. x .635" I.D. x ⅜"
37	G10230	4	Lock Washer, ⅝"
38	GA9221	4	Axle Pin W/Grease Fitting
39	G11389	4	Flat Washer, ½" Plated SAE
40	---	2	See "Axle Grease Banks, Row Crop" on page P47
41	G10782201	2	Row Crop Frame Shim, 7 Gauge (.1793")
42	G10782202	2	Row Crop Frame Shim, ¼"
43	G10782203	2	Row Crop Frame Shim, 10 Gauge (.1345")
44	G10782204	2	Row Crop Frame Shim, 12 Gauge (.1046")
45	---	---	---
46	G10640	4	Grease Fitting, ¼"-28

(106759)

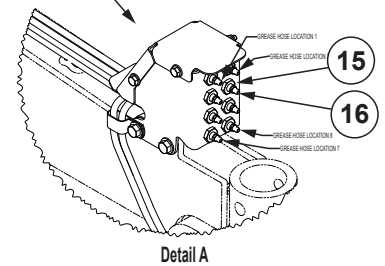


Grease Hose Routing Detail A



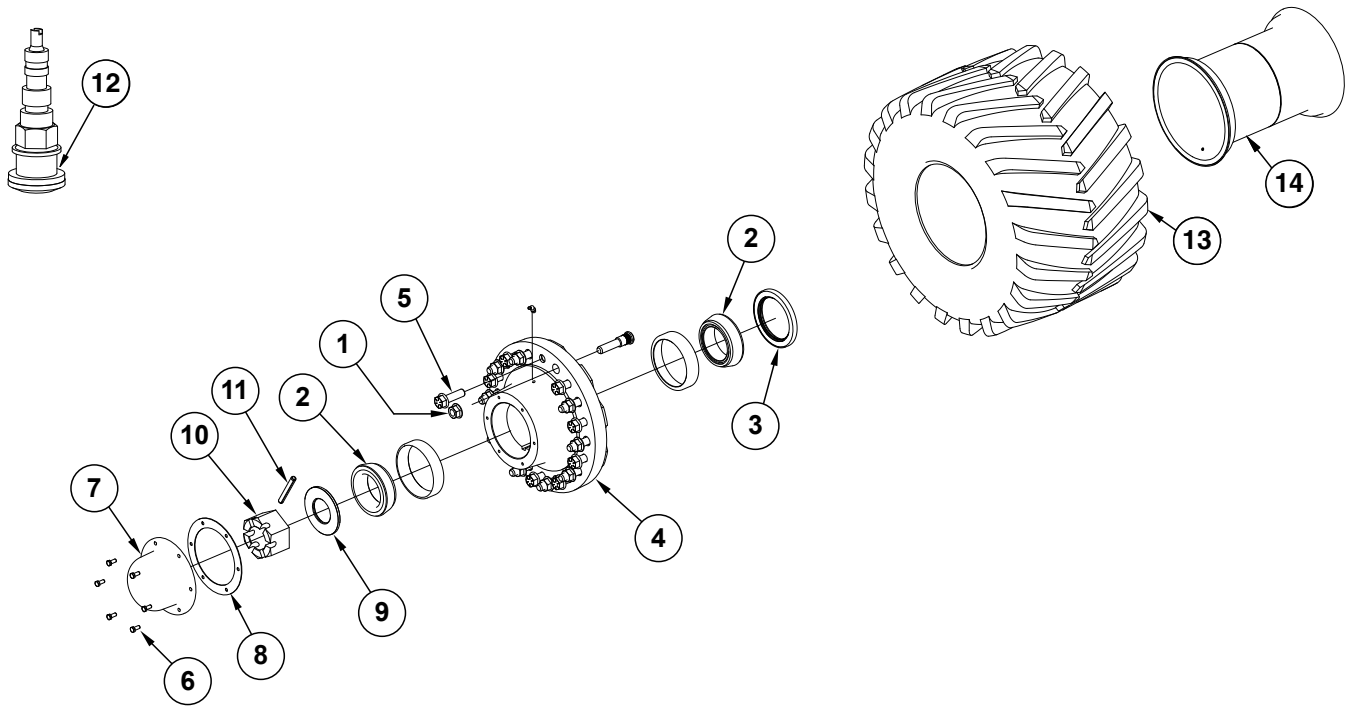
Grease Hose Routing Detail B

See Grease Hose Routing Detail C

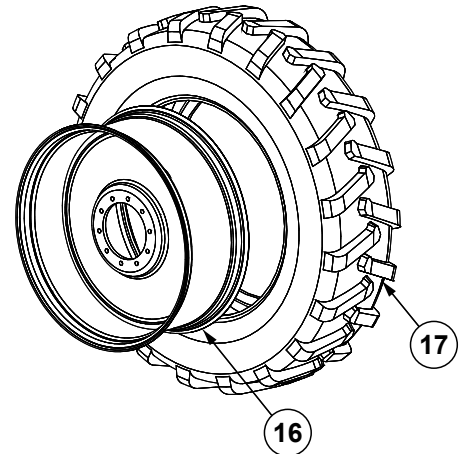
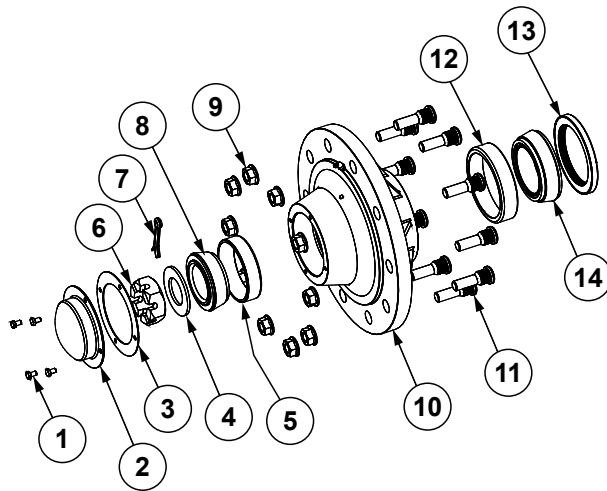
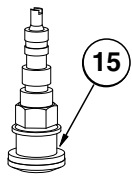


ITEM	PART NO.	QTY.	DESCRIPTION
1	G10684701	1	Grease Line Bracket
2	G11385	4	Flat Washer, 1/4" SAE
3	G10110	2	Lock Nut, 1/4"-20, Grade B
4	G10684601	1	Grease Line Cover
5	G10063	2	Hex Head Cap Screw, 3/8"-16 x 4"
6	G10108	2	Lock Nut, 3/8"-16
7	G11387	10	Flat Washer, 3/8" SAE
8	G10943	2	Hex Head Cap Screw, 1/4"-20 x 4"
9	G1501-02-02	4	Swivel Elbow, 1/8" NPTM x 1/8" NPTF
10	GD6291	2	Insulated Clamp, 3/8"
11	G10002	6	Hex Head Cap Screw, 3/8"-16 x 3/4"
12	GD17161	1	Double Insulated Clamp
13	GD13348	3	Insulated Clamp, 1 1/16"
14	GD34779	1	Insulated Clamp, 7/8"
15	G11094	8	Hex Nut, 1/8"-27 NPSM Bulkhead
16	G10640	8	Grease Fitting, 1/4"-28
17	*A27240-49	1	Grease Hose Assembly, 1/8" x 49" (02M NPT - 02M NPSM BH/04-28 UNF)
18	*A27240-97	1	Grease Hose Assembly, 1/8" x 97" (02M NPT - 02M NPSM BH/04-28 UNF)
19	*A27240-25	1	Grease Hose Assembly, 1/8" x 25" (02M NPT - 02M NPSM BH/04-28 UNF)
20	*A27240-76	2	Grease Hose Assembly, 1/8" x 76" (02M NPT - 02M NPSM BH/04-28 UNF)
21	*A27240-54	1	Grease Hose Assembly, 1/8" x 54" (02M NPT - 02M NPSM BH/04-28 UNF)
22	*A27240-56	1	Grease Hose Assembly, 1/8" x 56" (02M NPT - 02M NPSM BH/04-28 UNF)
23	*A27240-77	1	Grease Hose Assembly, 1/8" x 77" (02M NPT - 02M NPSM BH/04-28 UNF)

*Hydraulic hose is not stocked by Kinze Repair Parts.

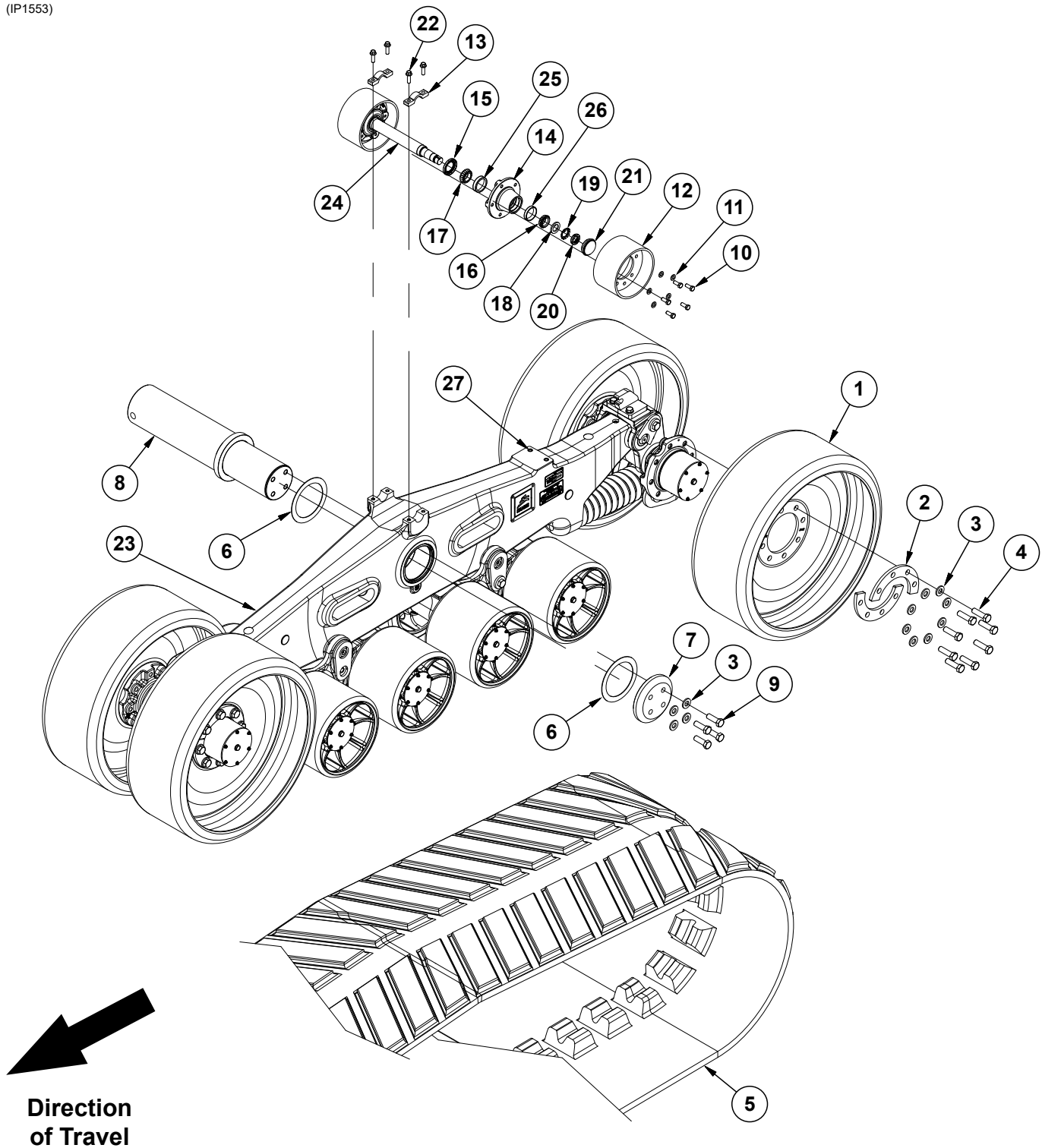


ITEM	PART NO.	QTY. (Per Cart)	DESCRIPTION
1	G10625	20	Flange Nut, 3/4"-16
2	GA0531	3	Inner Bearing
3	GA0532	2	Seal
4	GA11509	2	Hub W/Cups, Grease Fitting And Stud Bolts (20 Bolt High Strength), 1121 Flotation
	GR1681	10	Stud Bolt, 3/4"-16 x 3 7/8"
	GR0191	2	Inner Cup
	G10373	1	Grease Fitting, 45°, 1/8"-27
5	GD16712	10	Bolt, 3/4"-16 x 2 1/2"
6	G10043	6	Hex Head Cap Screw, 5/16"-18 x 3/4"
7	GB0382	1	Dust Cap
8	GD16565	1	Seal
9	GD16710	1	Washer, 2 1/2"
10	GD16709	1	Slotted Hex Nut, 2 1/2"-20
11	G11196	1	Spring Pin, 1/2" x 4
12	GA6128	1	Valve Stem
13	D13505	2	Tire, 1250/45-32 16 Ply R-1 Bias (76" x 50" x 32"), 1121 (Non-Stock Item)
14	G10563001	2	Rim, 32" x 44" - 20 Bolt (Grey)



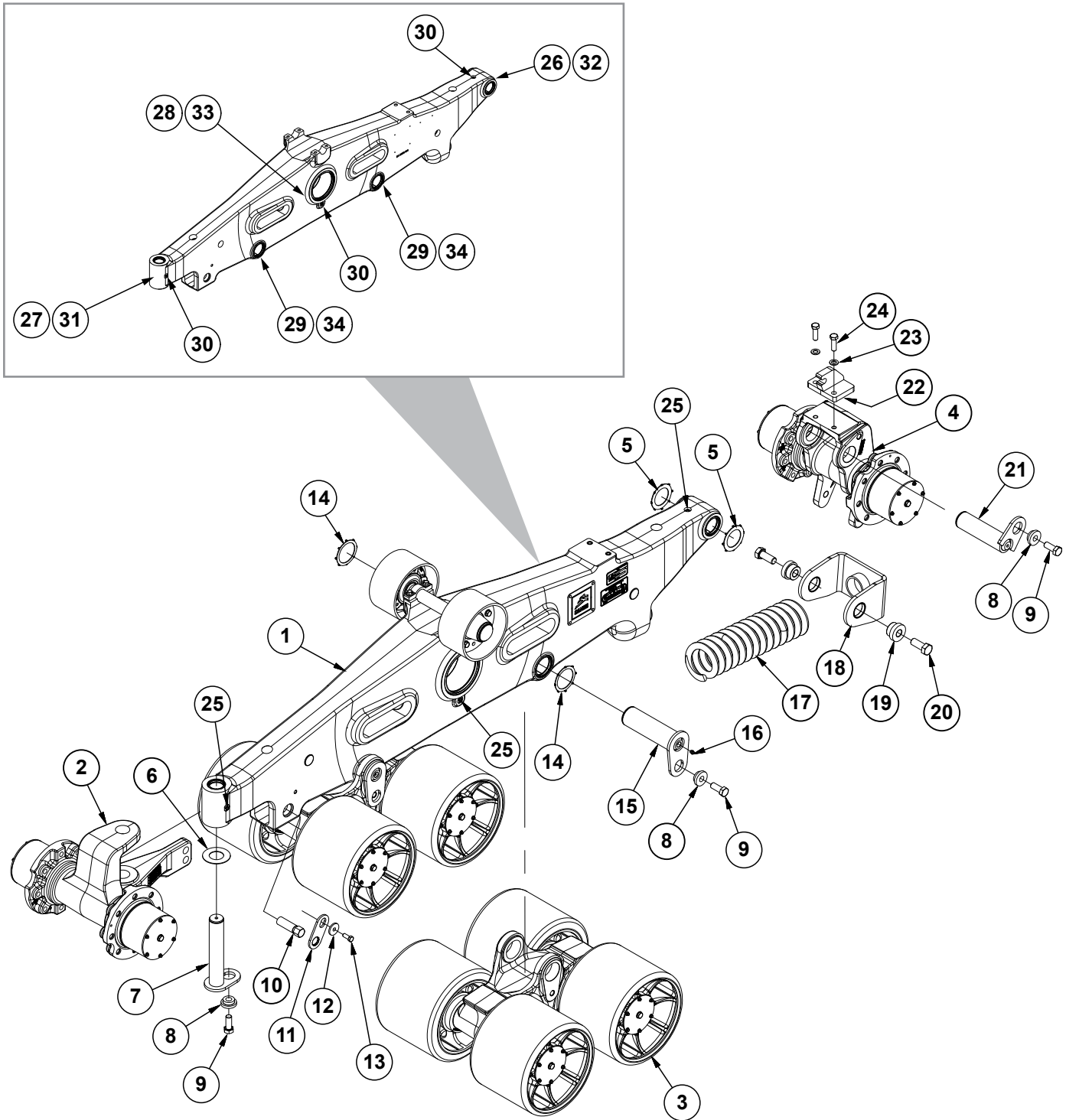
ITEM	PART NO.	QTY.	DESCRIPTION
1	G10054	4	Hex Head Cap Screw, 5/16"-18 x 1/2"
2	GD1360	1	Dust Cap
3	GD1359	1	Seal
4	G11398	1	Flat Washer, 2"
5	GR0192	1	Outer Cup
6	G10726	1	Slotted Hex Nut, 2"-12
7	G10471	1	Cotter Pin, 3/8" x 2 1/2"
8	GA0530	1	Outer Bearing
9	G10625	10	Flange Nut, 3/4"-16
10	GB0384	1	Hub, 10 Bolt
	G10373	-	Grease Fitting, 45°, 1/8"-27
11	GR2069	10	Stud Bolt, 3/4"-16 x 2 3/4"
12	GR0191	1	Inner Cup
13	GA0532	1	Seal
14	GA0531	1	Inner Bearing
15	GA6128	1	Valve Stem
16	G10801701	1	Rim, 42" x 16A 10 Bolt Hub (Grey)
17	GD20857	1	Tire, 480/80R42 (166D) 18.4R42
A	GA11388	-	Hub W/Cups, Grease Fitting, Stud Bolts And Flange Nuts, 1121 Row Crop (Items 5 and 10-12)
B	G10710301	1	L.H. Wheel/Tire, 18.4 x 42 R1 (Items 15-17)
C	G10710401	1	R.H. Wheel/Tire, 18.4 x 42 R1 (Items 15-17)

(IP1553)



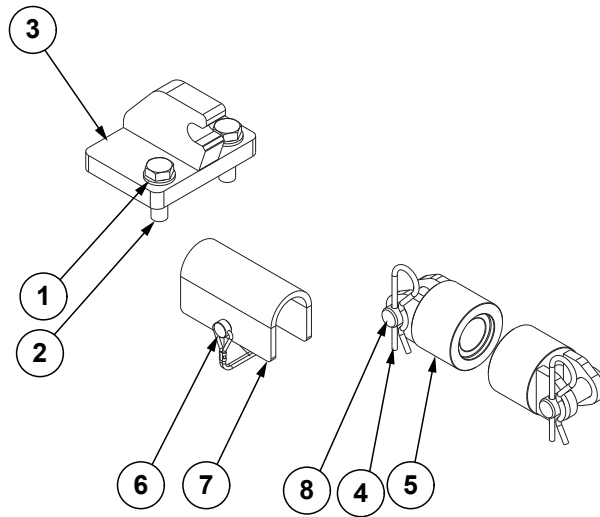
ITEM	PART NO.	QTY.	DESCRIPTION
1	GD34884	4	Idler Wheel
2	GD34856	8	Idler Wheel Back-up Ring
3	GD34836	36	Idler Washer
4	G12211-70	32	Hex Head Cap Screw, M20-2.5 x 70
5	GD34885	1	Pull Behind Track, 302" x 36"
6	GD34887	2	Thrust Washer
7	GD34888	1	End Cap
8	GD34886	1	Main Pin
9	G12210-60	4	Hex Head Cap Screw, M20-2.5 x 60
10	G12207-30	10	Hex Head Cap Screw, M12-1.75 x 30
11	G12039	10	Flat Washer, M12
12	GD34879	2	Roller Carrier
13	GD34859	2	Axle Retainer, Thin Block
14	GD34838	2	Hub W/Bearing Races
15	GD34869	2	Grease Seal
16	GR2277	2	Outer Bearing
17	GR2276	2	Inner Bearing
18	GD34858	2	Tongued Washer
19	GD34865	2	Lock Washer
20	GD34864	2	Lock Nut
21	GD34873	2	Hub Cap
22	G12208-40	4	Hex Socket Flange Cap Screw, M12-1.75 x 40
23	---	-	See "Track Main Frame" on page P53
24	GD34857	-	Axle Roller Carrier
25	GD34839	1	Carrier Inner Bearing Race
26	GD34840	1	Carrier Outer Bearing Race
27	GD35092	2	Tapered Plug, M16 x 2
A	GA24938	-	Roller Assembly, Items 14-21 and 24-26

(IP1554)

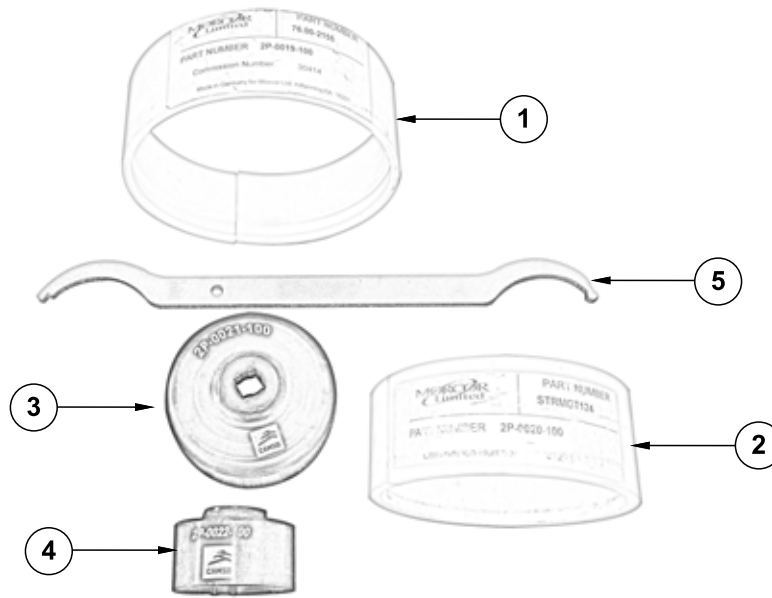


ITEM	PART NO.	QTY.	DESCRIPTION
1	GA24936	1	Main Frame (Non-Stock Item)
2	GA24942	1	Alignment
3	GA24940	2	See "Bogie Hub Assembly" on page P58
4	GA24939	1	Tension Link
5	GD34861	2	Thrust Washer, 60mm
6	GD34854	1	Thrust Washer
7	GD34878	1	Pin, 50mm
8	GD34855	4	Flanged Spacer
9	G12209-50	4	Hex Head Cap Screw, M20-2.5 x 50
10	GD35091	2	Long Head Set Screw, 1½" x 85mm
11	GD34853	2	Lock Plate
12	GD34851	2	Flanged Spacer
13	G12207-30	2	Hex Head Cap Screw, M12-1.75 x 30
14	GD34863	4	Thrust Washer
15	GD34882	2	Pin
16	G10641	2	Grease Fitting, ⅛" NPT
17	GD34874	1	Spring
18	GD34843	1	Seat Spring
19	GD34862	2	Flanged Spacer
20	G12206-60	2	Hex Head Cap Screw, M24-3.0 x 60
21	GD34880	1	Tensioner Pin
22	GD34891	1	Bracket
23	G12040	2	Flat Washer, M16
24	G12205-50	2	Hex Head Cap Screw, M16-2.0 x 50
25	G10641	4	Grease Fitting, ⅛" NPT
26	GD34846	2	Bushing
27	GD34847	2	Bushing
28	GD34849	2	Bushing
29	GD34850	4	Bushing
30	G10641	4	Grease Fitting, ⅛" NPT
31	GD34867	2	Scraper Seal
32	GD34868	2	Scraper Seal
33	GD34870	2	Scraper Seal
34	GD34872	4	Scraper Seal

(A24944)



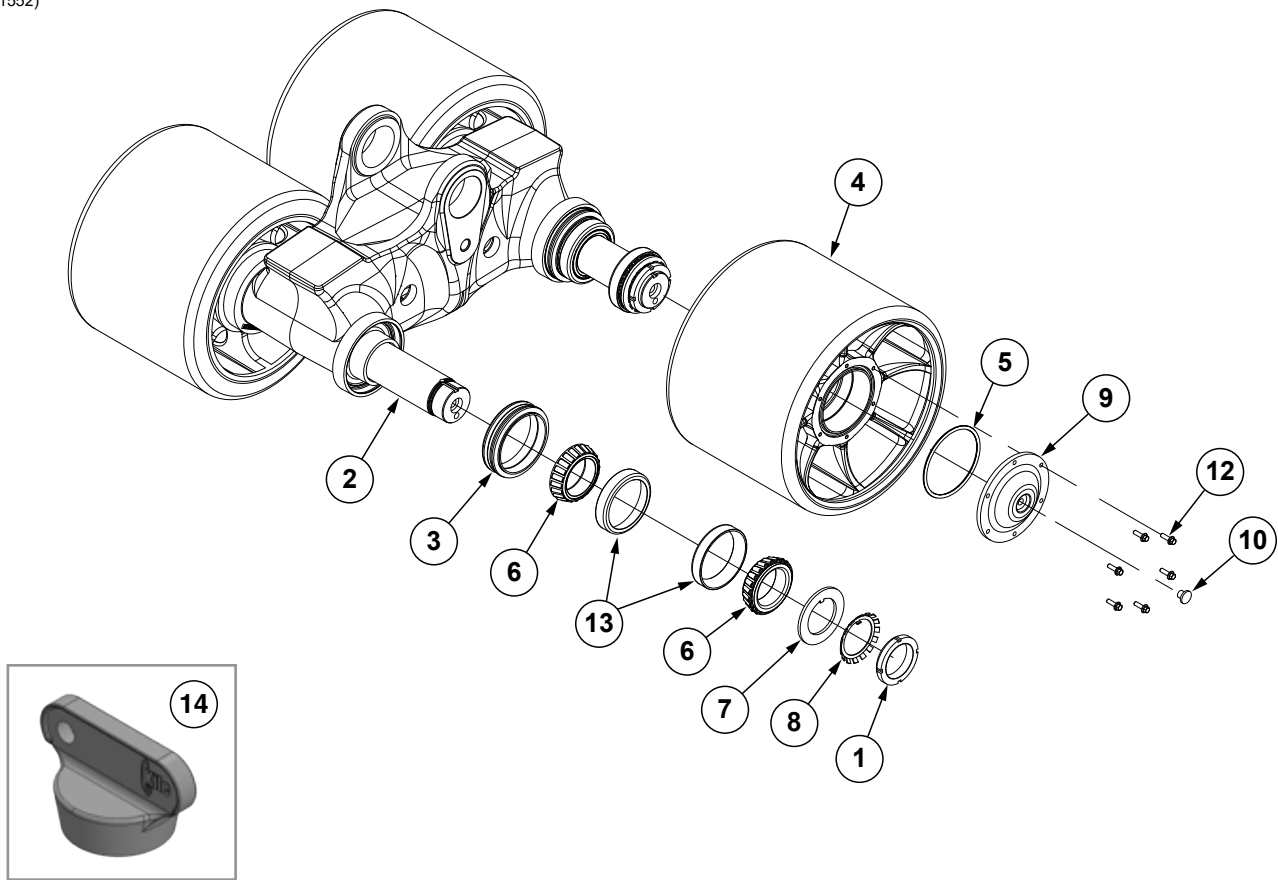
ITEM	PART NO.	QTY.	DESCRIPTION
1	G12040	2	Flat Washer, M16
2	G12205-50	2	Hex Head Cap Screw, M16-2.0 x 50
3	GD34891	1	Bracket
4	G12204	2	Hair Pin Clip, 5MM
5	GD34892	2	Cylinder End
6	GD35310	1	Wire Lock Pin, 5/16" x 3 1/8"
7	GD34889	1	Locking C Shape Plate
8	G12203	2	Clevis Pin, M20 x 60
A	GA24944	-	Detensioing Tool Kit Complete, Items 1-8



ITEM	PART NO.	QTY.	DESCRIPTION
1	GD34893	1	Seal Installation Tool
2	GD34945	1	Seal Installation Tool
3	GD34946	1	Bearing Locknut Socket, TN-12
4	GD34947	1	Bearing Locknut Socket, N-06
5	GD34948	1	Locknut Tab Bender

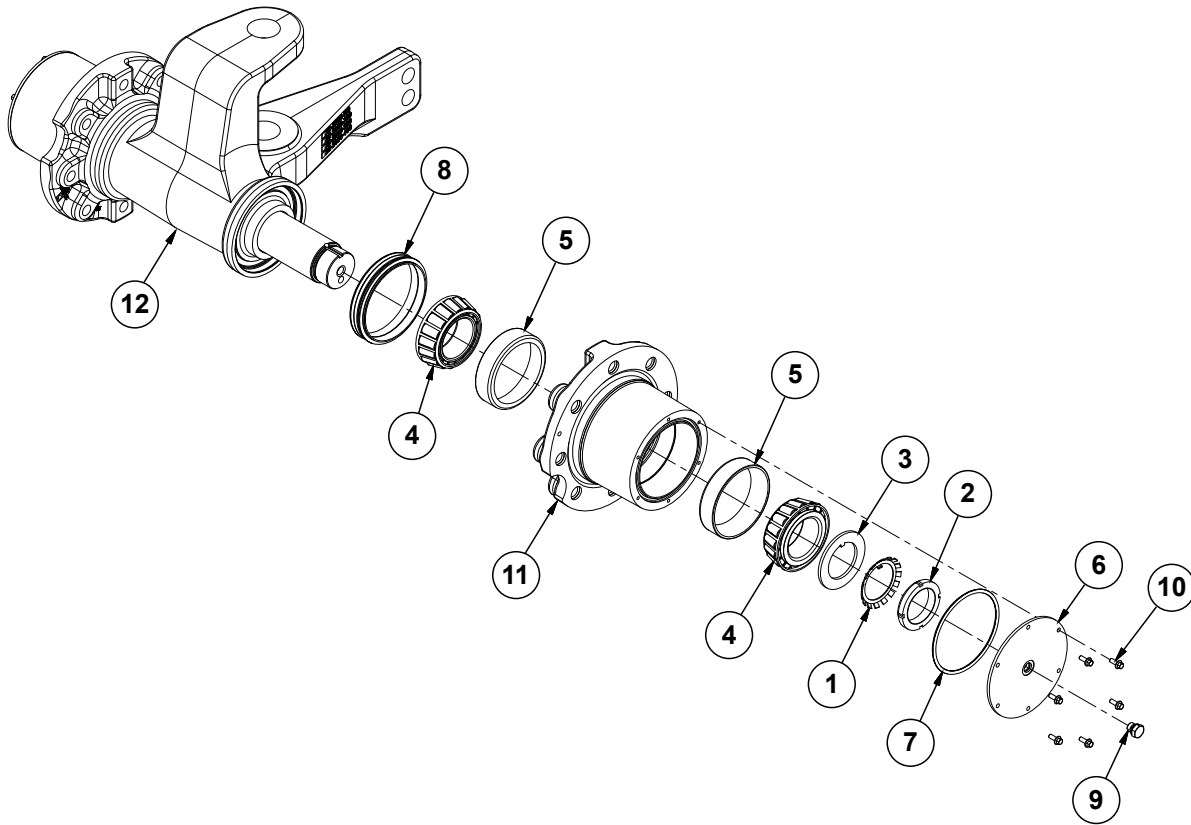
This page left blank intentionally.

(IP1552)



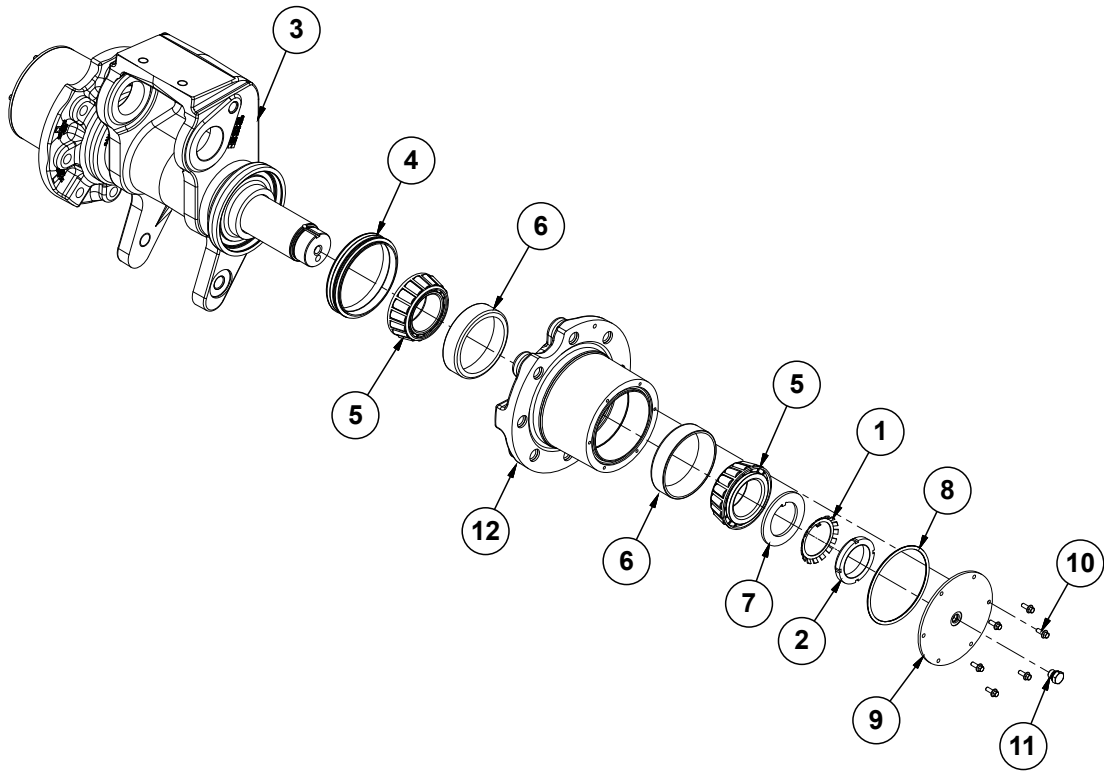
ITEM	PART NO.	QTY.	DESCRIPTION
1	GD35090	4	Idler and Mid-Roller Locknut
2	GA24941	1	Bogie Hub
3	GD34871	4	High Temp O-Ring
4	GD34883	4	Mid-Roller Wheel
5	GD34835	4	O-Ring
6	GR2278	8	Mid-Roller Bearing (Includes Item 13)
7	GD34837	4	Tongue Washer
8	GD34890	4	Idler Lock Washer
9	GD36718	4	Clear Cap Cover
10	GD36717	4	Oil Plug
11	---	---	---
12	G12221	24	Hex Non-Serrated Flange Cap Screw, M6-1.0 x 20
13	GR2278	8	Mid-Roller Bearing Race (Includes Item 6)
14	GD36719	-	Oil Plug Tool
A	GA24940	---	Bogie Hub Assembly (Items 1-13)

(IP1555)



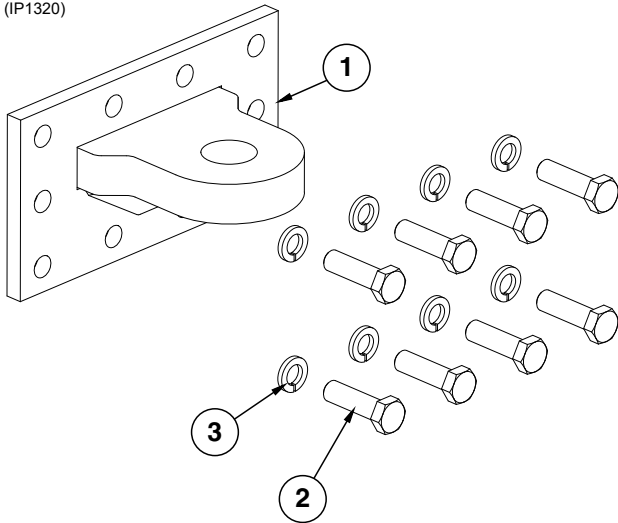
ITEM	PART NO.	QTY.	DESCRIPTION
1	GD34890	2	Idler Lock Washer
2	GD35090	2	Idler and Mid-Roller Locknut
3	GD34837	2	Tongue Washer
4	GA25054	4	Idler Bearing
5	GD34842	4	Idler Bearing Race
6	GD34852	2	Idler Hub Cover
7	GD34866	2	O-Ring
8	GD34944	2	Seal
9	GD34943	2	Plug
10	G12202-16	12	Hex Socket Flange Cap Screw, M6-1.0 x 16
11	GA24943	1	Idler Hub
12	GD34845	1	Alignment Link
A	GA24942	-	Alignment Link W/Hubs

(IP1556)



ITEM	PART NO.	QTY.	DESCRIPTION
1	GD34890	2	Idler Lock Washer
2	GD35090	2	Idler and Mid-Roller Locknut
3	GD34844	1	Tension Link
4	GD34944	2	Seal
5	GA25054	4	Idler Bearing
6	GD34842	4	Idler Bearing Race
7	GD34837	2	Tongue Washer
8	GD34866	2	O-Ring
9	GD34852	2	Idler Hub Cover
10	G12202-16	12	Hex Socket Flange Cap Screw, M6-1.0 x 16
11	GD34943	2	Plug
12	GA24943	1	Idler Hub
A	GA24939	-	Tension Link W/Hubs

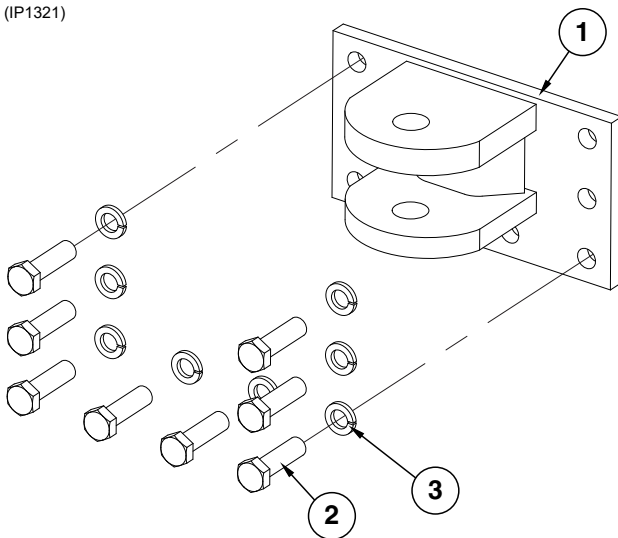
(IP1320)



Single Clevis Hitch

ITEM	PART NO.	QTY.	DESCRIPTION
1	GA7561	1	Hitch Cap, Single Clevis
2	G10441	8	Hex Head Cap Screw, 7/8"-9 x 3", Grade 8
3	G10330	8	Lock Washer, 7/8"

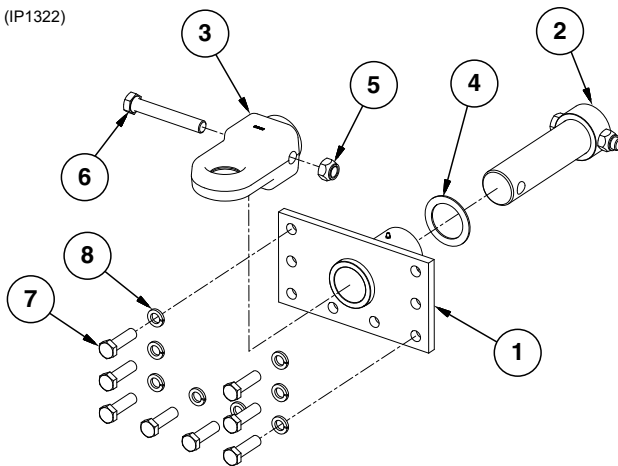
(IP1321)



Double Clevis Hitch

ITEM	PART NO.	QTY.	DESCRIPTION
1	GA4214	1	Hitch Cap, Double Clevis
2	G10441	8	Hex Head Cap Screw, 7/8"-9 x 3", Grade 8
3	G10330	8	Lock Washer, 7/8"

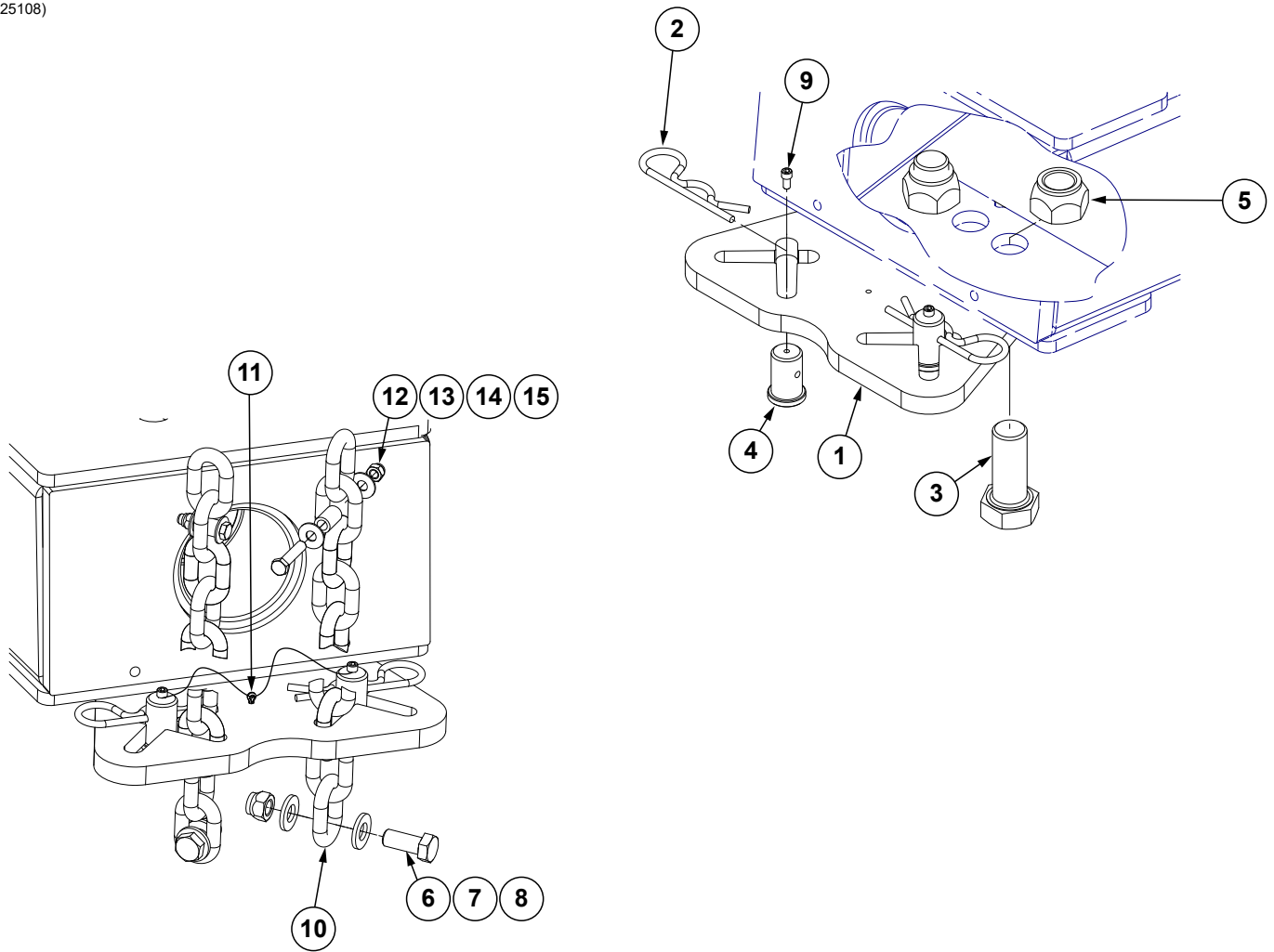
(IP1322)



Single Clevis Swivel Hitch

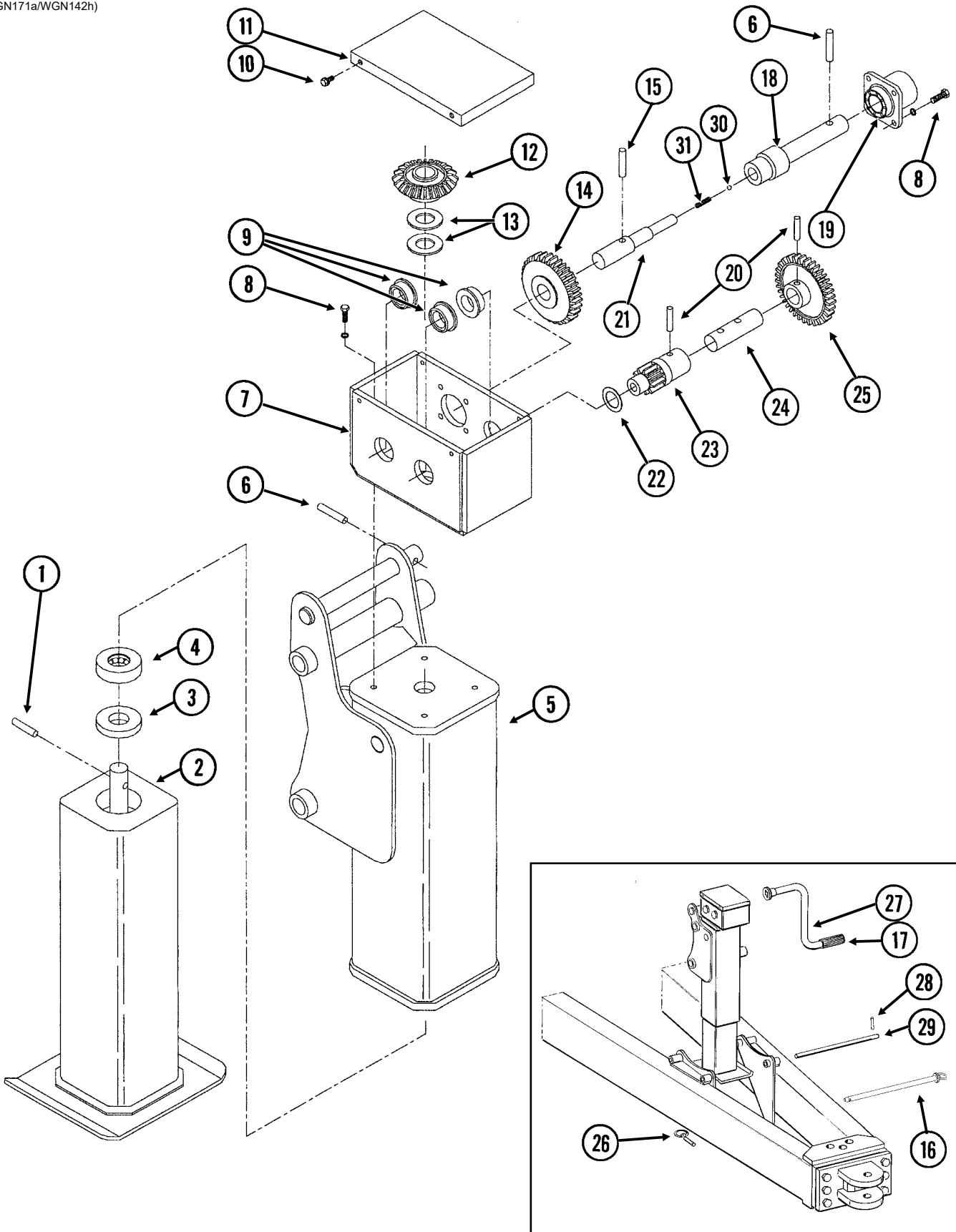
ITEM	PART NO.	QTY.	DESCRIPTION
1	GA17049	1	Swivel Hitch Plate
2	GA19446	1	Pin Assembly
3	G10834401	1	Ball Hitch Assembly
	G10716801	-	CAT 4 Ball (Included W/G10834401)
	G10716701	-	CAT 5 Ball
4	G11096	1	Machine Bushing, 3", 10 Gauge (.1345")
5	G10647	1	Hex Nut, 1"-8, Grade 8
6	G10488101	1	Hex Head Cap Screw, 1"-8 x 7", Grade 8
7	G10441	8	Hex Head Cap Screw, 7/8"-9 x 3", Grade 8
8	G10330	8	Lock Washer, 7/8"

(A25108)



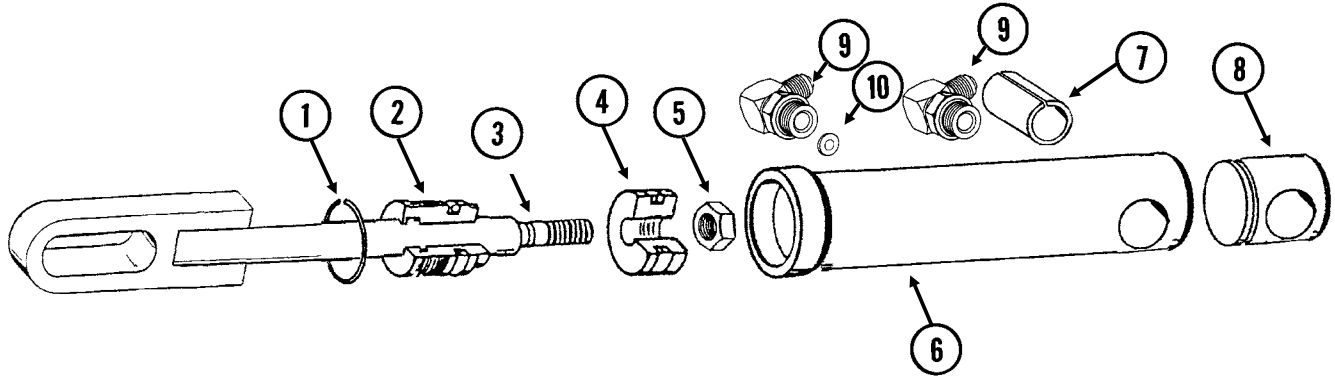
ITEM	PART NO.	QTY.	DESCRIPTION
1	GD35128	1	1/2" Double Chain Latch
2	G10671	2	Hairpin Cotter, 3/16" x 3 1/4"
3	G11058	2	Hex Head Cap Screw, 1 1/4"-7 x 3"
4	GD35129	2	Chain Latch Pin
5	G10157	2	Lock Nut, 1 1/4"-7
6	G10007	2	Hex Head Cap Screw, 5/8"-11 x 1 1/2"
7	G11391	4	Flat Washer, 5/8" SAE
8	G10107	2	Lock Nut, 5/8"-11
9	G11874	2	Hex Socket Head Cap Screw, 1/4"-20 x 1/2"
10	G3324-01	2	Safety Chain, 13MM Grade 70, 97 1/2"
11	GD35201	1	Looped Tether W/Tabs and Cotter Pin
12	G10108	2	Lock Nut, 3/8"-16
13	GD8893-07	2	Sleeve, 1" Long
14	G10210	4	Washer, 3/8" USS
15	G10047	2	Hex Head Cap Screw, 3/8"-16 x 1 3/4"
A	G9940X	-	Double Safety Chain Package

(WGN171a/WGN142h)



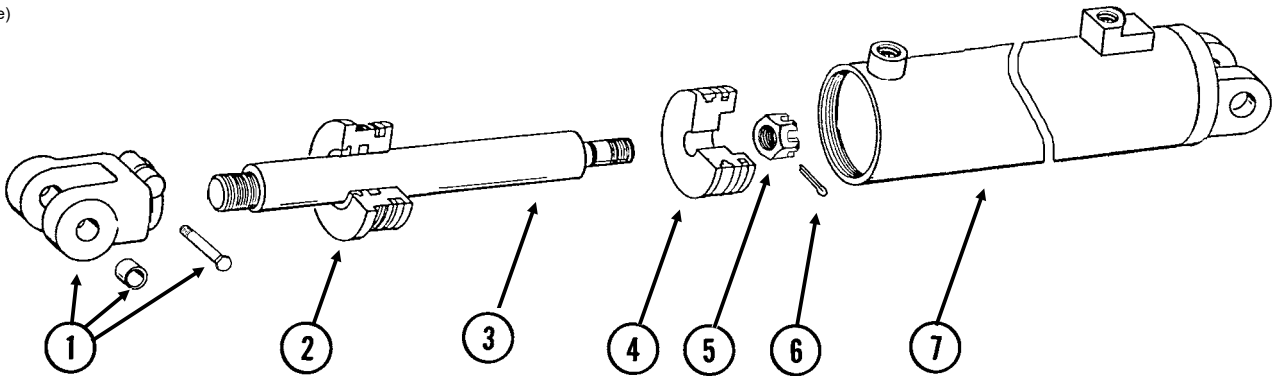
ITEM	PART NO.	QTY.	DESCRIPTION
1	G10840	1	Dowel Pin, 3/8" x 1 3/4"
2	GA17051	1	Lower Leg
3	GD13598	1	Collar
4	GA9665	1	Thrust Bearing
5	GA9484	1	Upper Leg
6	G10610	2	Spring Pin, 3/8" x 2"
7	GA9668	1	Gearbox
8	G10043	8	Hex Head Cap Screw, 5/16"-18 x 3/4"
	G10232	8	Lock Washer, 5/16"
9	GD13604	3	Bushing
10	G10960	4	Flanged Whiz-Lock Screw, 1/4"-20 x 5/8", No Serration
11	GD25067	1	Cap
12	GD13601	1	Bevel Gear
13	GD13600	2	Thrust Washer
14	GD13602	1	Output Cluster Gear
15	G11030	1	Spring Pin, 3/8" x 1 3/4"
16	GA14201	1	Cart Jack Pin, 17 1/2"
17	G11012	1	Cover
18	GD13698	1	Input Shaft
19	GA14992	1	Shifter Housing
20	G11031	2	Spring Pin, 5/16" x 1 1/2"
21	GD13603	1	Output Shaft
22	G11032	1-3	Shim
23	GD13605	1	Output Spur Gear
24	GD13608	1	Output Shaft
25	GD13606	1	Input Spur Gear
26	GD2558	1	Lynch Pin, 1/4"
27	GA17046	1	Handle
28	G10602	2	Spring Pin, 1/4" x 1 1/2"
29	GD13739	1	Pin, 1" x 17"
30	GD13609	2	Detent Ball
31	GD13610	1	Detent Spring
A	GA9670	-	Jack Complete (Items 1-25)

(CYL2h)



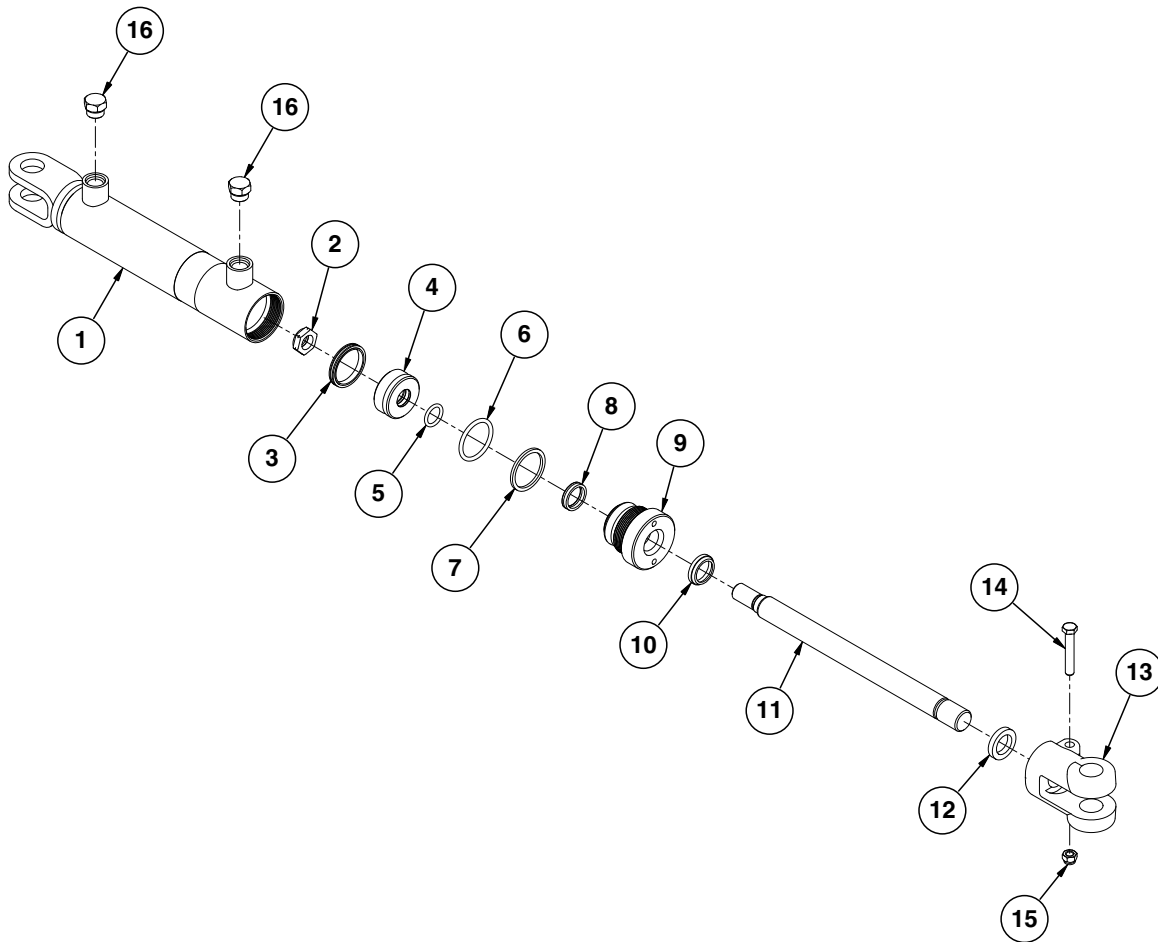
ITEM	PART NO.	QTY.	DESCRIPTION
1	G10770	1	Internal Retaining Ring, 1 1/16"
2	GD13170	1	Gland
3	GA9561	1	Rod Assembly
4	GD13172	1	Piston
5	G11016	1	Lock Nut, 1/2"-20
6	D13169	1	Barrel (Non-Stock Item)
7	GD13400	1	Tension Bushing, 1" x 2" Long
8	GD13173	1	End Cap
9	G6801-06-08 GR1037	2 -	Elbow W/O-Ring, 90°, 1/16"-18 Male JIC To 3/4"-16 O-Ring O-Ring
10	GD13541	1	Orifice Plate, One-Way Restriction
A	GA9616	-	Cylinder Complete, 1 1/2" x 2 1/2" <i>(Part Number Stamped On Barrel)</i>
B	GR1598	-	Seal Kit, Includes: (3) O-Rings, (2) BU Rings, (1) Wiper, (1) T-Seal, (1) Bronze Bushing, (1) Seal, (1) U-Cup

(CYL33e)



ITEM	PART NO.	QTY.	DESCRIPTION
1	GA8130 GD11751 G10939 G10101	1 - - -	Clevis W/Bushings, Hex Head Cap Screw And Hex Nut Steel Bushing, 1" Wide Hex Head Cap Screw, 3/8"-16 x 2 1/4" Hex Nut, 3/8"-16
2	GD12572	1	Gland
3	GD13500	1	Rod
4	GD13498	1	Piston
5	G10983	1	Slotted Hex Nut, 1 1/8"-12
6	G10984	1	Cotter Pin, 3/16" x 2 1/2"
7	A9610	1	Barrel (Non-Stock Item)
A	GA20808	-	Cylinder Complete, 4 3/4" x 20" (<i>Part Number Stamped On Barrel</i>)
B	GR1600	-	Seal Kit, Includes: (1) Wiper, (1) U-Cup, (2) O-Rings, (1) BU Ring, (1) T-Seal, (1) Piston Ring

(IP1522)

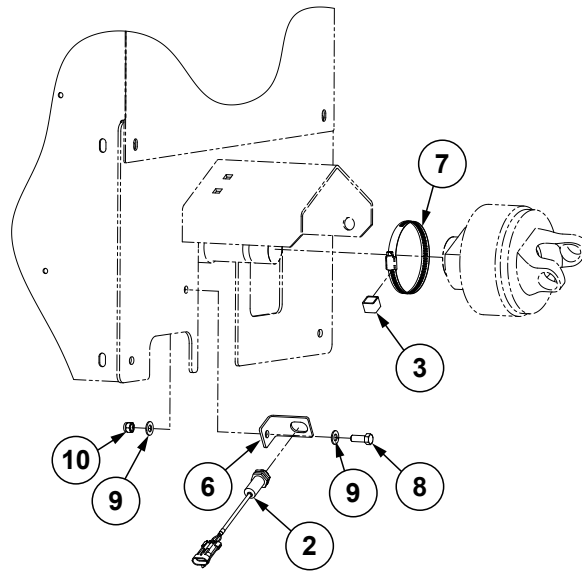


ITEM	PART NO.	QTY.	DESCRIPTION
1	A8775	1	Barrel (Non-Stock Item)
2	GD27233	1	Nylon Lock Nut, 3/4"-16, Grade 8
3	GA26166	1	Piston Seal
4	GD29689	1	Piston
5	*D29692	1	O-Ring, No. 326
6	*D12235	1	O-Ring, No. 326
7	*D12236	1	Back-Up Ring
8	*D12256	1	U-Cup
9	GD12510	1	Gland
10	*D12233	1	Wiper Rod
11	GD30439	1	Rod
12	GD12101	1	Ring
13	GD11950	1	Clevis
14	G10939	1	Hex Head Cap Screw, 3/8"-16 x 2 1/4"
15	G10108	1	Lock Nut, 3/8"-16
16	G6408-08	2	Plug W/O-Ring, 3/4"-16 O-Ring
	GR1037	-	O-Ring
A	GA21166	-	Cylinder Complete, 2" x 8" (Part Number Stamped On Barrel)
B	GR2229	-	Seal Kit, Includes: (1) Wiper Rod, (2) U-Cup, (3) O-Rings, (1) Back-Up Ring, (1) T-Seal

*Part of seal kit, item can not be purchased individually.

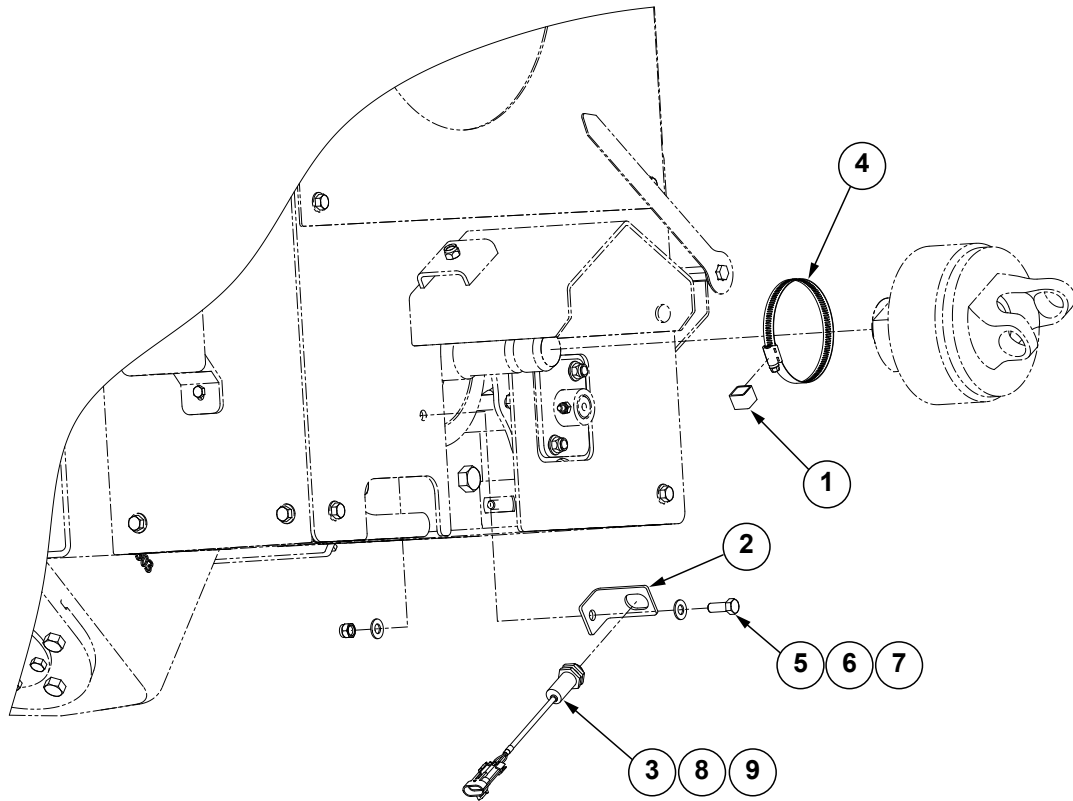
This page left blank intentionally.

(106335)

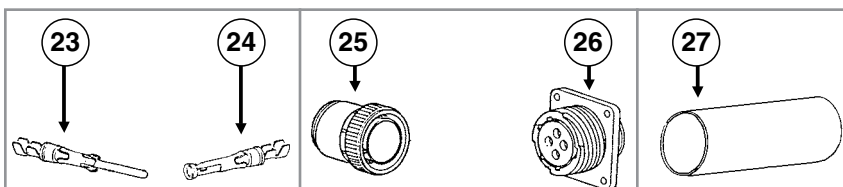
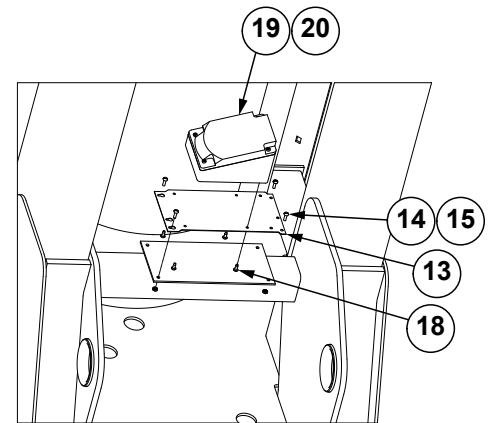
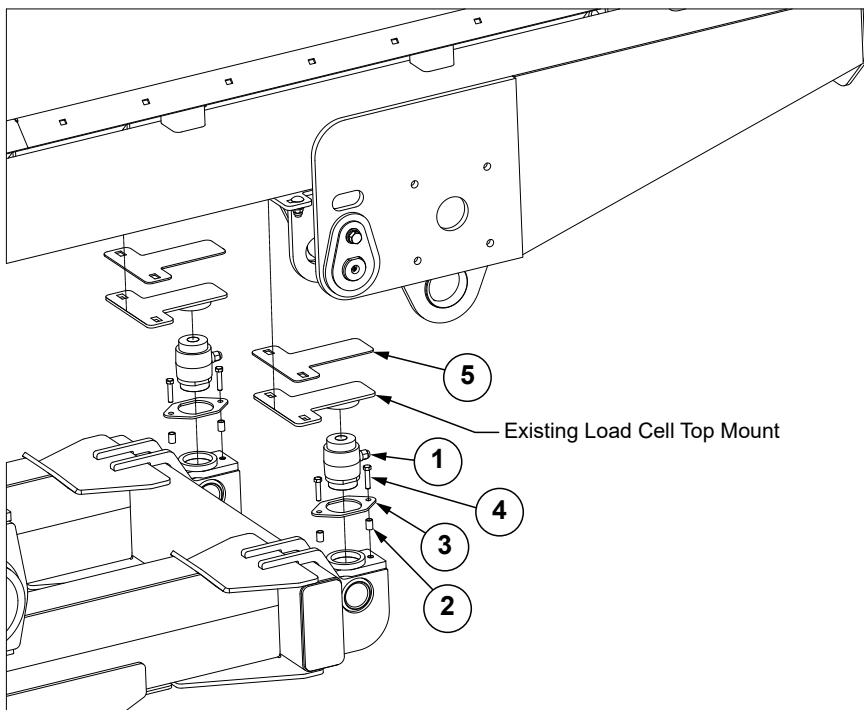
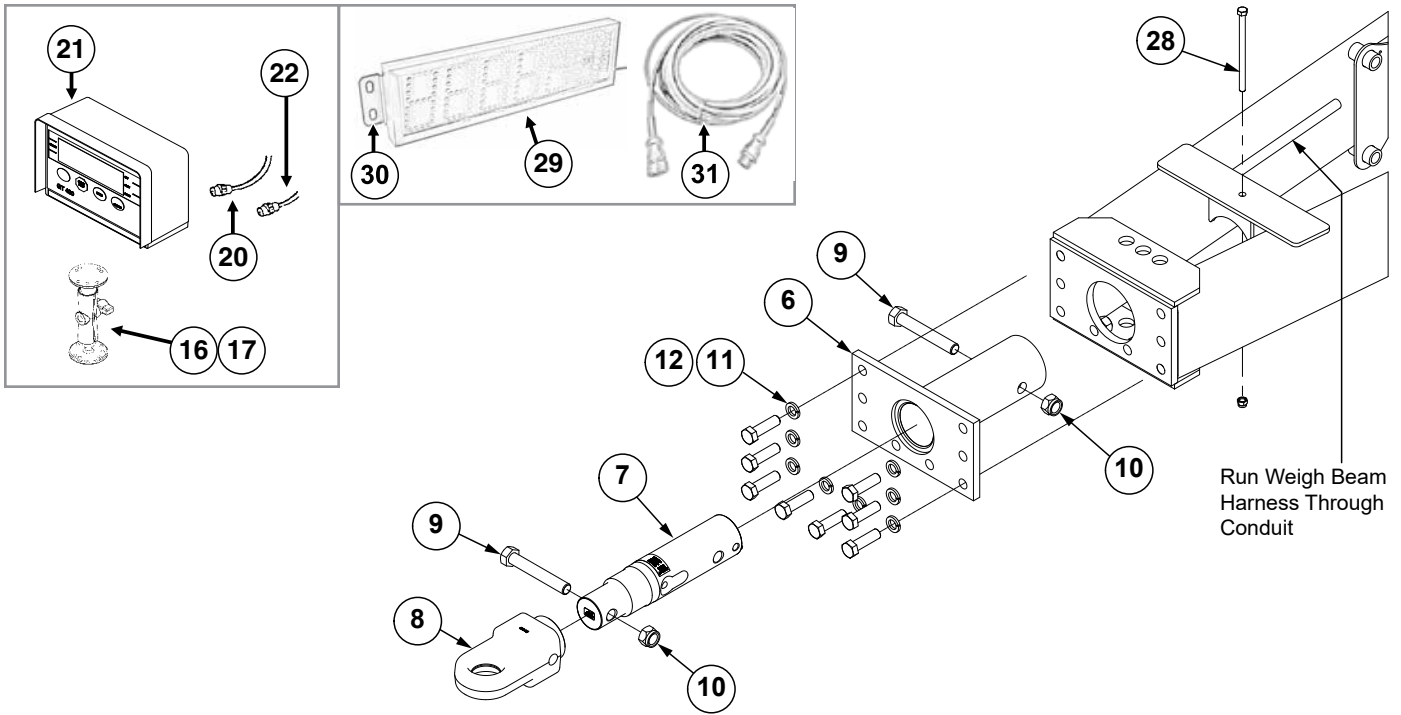


ITEM	PART NO.	QTY.	DESCRIPTION
1	GD36973	1	RPM Sensor Bracket
2	GD26448	1	AutoLog Rotation Counter Sensor
3	GD26449	1	Target
4	GD26450	1	Hose Clamp, 24SS
5	GD36981	2	Insulated Clamp, 1/4"
6	G10633701	1	Sensor Mounting Bracket
7	G11833	1	Hose Clamp, 60SS
8	G10001	1	Hex Head Cap Screw, 3/8"-16 x 1"
9	G11387	2	Flat Washer, 3/8" SAE
10	G10108	1	Lock Nut, 3/8"-16

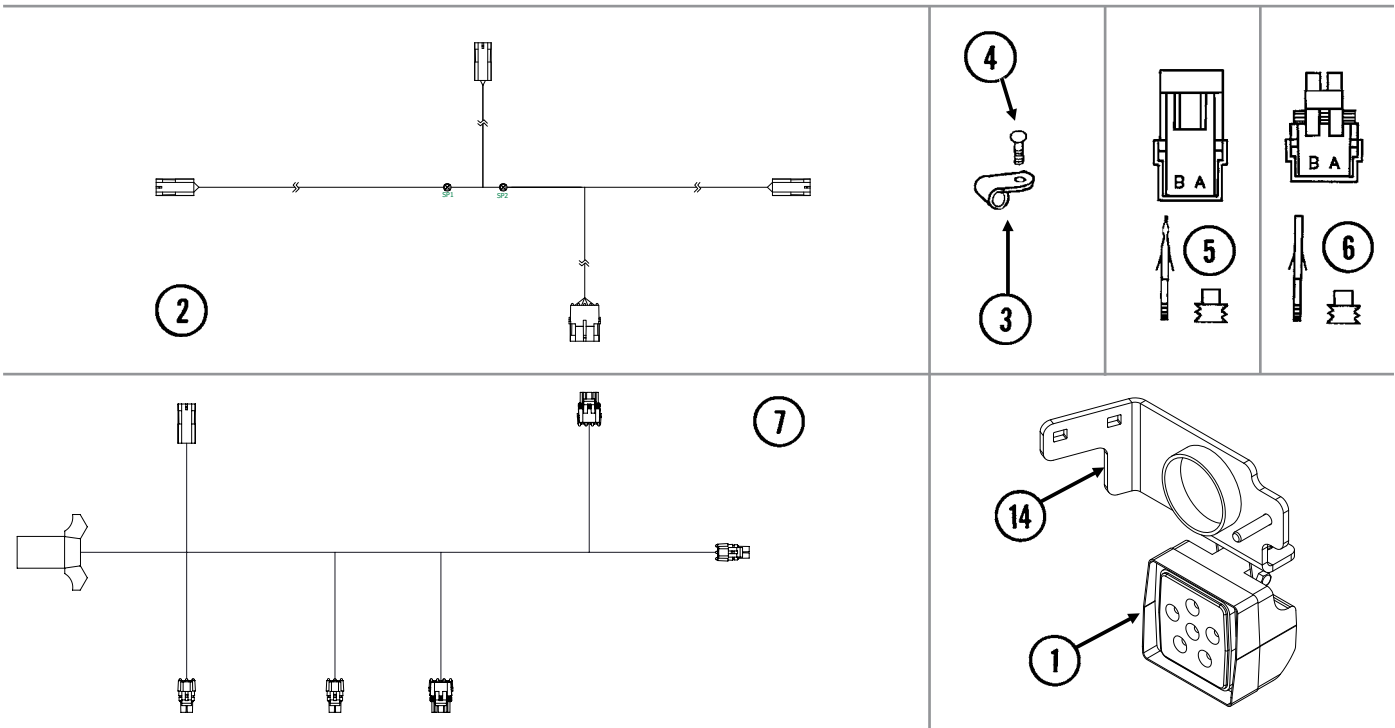
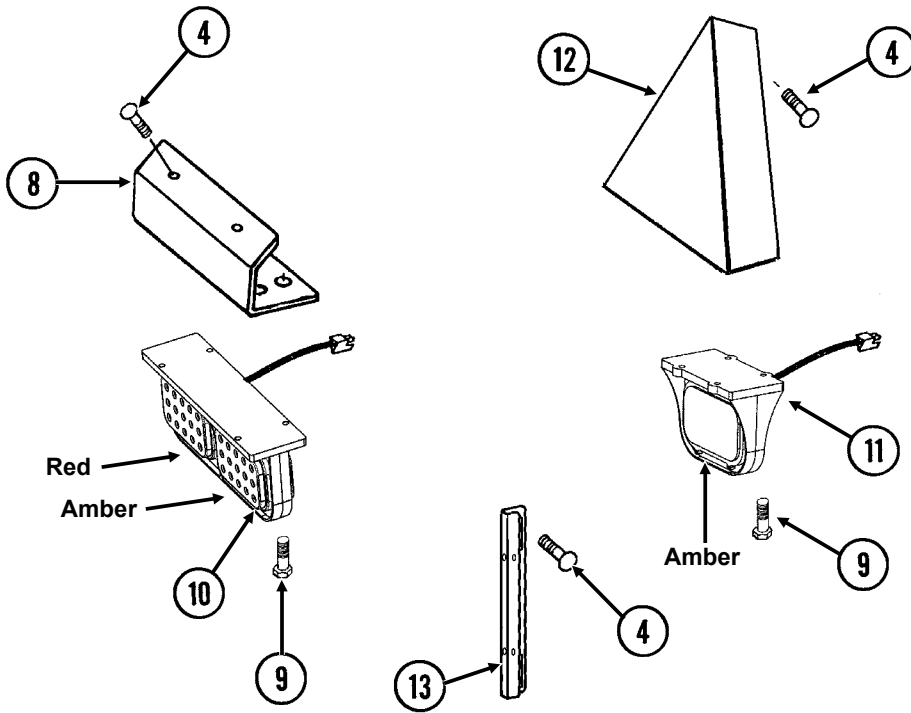
(109902)



ITEM	PART NO.	QTY.	DESCRIPTION
1	GD26449	1	Target
2	G10633701	1	Sensor Mounting Bracket
3	GD26448	1	AutoLog Rotation Counter Sensor
4	G11833	1	Hose Clamp, 60SS
5	G10001	1	Hex Head Cap Screw, 3/8"-16 x 1"
6	G11387	2	Flat Washer, 3/8" SAE
7	G10108	1	Lock Nut, 3/8"-16
8	GD26447	1	RC Sensor Extension Cable, 16'
9	GD33123	1	RPM Sensor Cable



ITEM	PART NO.	QTY.	DESCRIPTION
1	GA7895	2	Load Cell
2	G10983801	4	Sleeve, ¾" O.D. x .532" I.D. x .813"
3	G10983901	2	Load Cell Retainer
4	G10053	4	Hex Head Cap Screw, ½"-13 x 2 ½"
	G11389	4	Flat Washer, ½" Plated SAE
	G10111	4	Lock Nut, ½"-13
5	GD21198	4	Load Cell Shim
6	GA19882	1	Load Cell Retainer
7	GA14842	1	Hitch Weigh Beam
8	G10834401	1	Ball Hitch Assembly
	G10716801	-	CAT 4 Ball (Included W/G10834401)
	G10716701	-	CAT 5 Ball
9	G10488101	2	Hex Head Cap Screw, 1"-8 x 7", Grade 8
10	G10396	2	Lock Nut, 1"-8
11	G10330	8	Lock Washer, ⅞"
12	G10441	8	Hex Head Cap Screw, ⅞"-9 x 3", Grade 8
13	GD17336	1	Junction Box Mounting Bracket
14	G10331	4	Pan Head Machine Screw, No. 10 x ⅝"
15	G10395	4	Hex Nut, No. 10-24
16	GA12403	-	Mounting Bracket Assembly, Includes: (2) Mounting Brackets, (2) Connector Halves, (1) Compression Spring, (1) Tension Knob, (1) ¼"-20 x 1¾" Hex Head Cap Screw, (1) ¼" Plastic Washer, (1) ¼" Steel Washer
	GR1762	-	Console Mounting Bracket Hardware Package, Includes: (3) No. 10-32 x ⅝" Hex Socket Pan Head Screws, (3) ¼" Lock Washers
17	G10966	4	Phillips Head Self-Tapping Screw, No. 10 x ½"
18	G11229	4	Slotted Pan Head Self-Tapping Screw, 10-16 x ½"
19	GA12238	1	Junction Box W/30' Cable
	GA6772	-	Battery Power Cable
	GR1431	-	Cable, 30' (If Applicable)
20	G10565201	1	Cable Extension (To Junction Box Cable)
21	G8367X	1	GT 400 Indicator (Factory Calibration Required - Specify Wagon Type)
	G9770X	1	GT 560 Indicator
22	GA25604	1	Power Cable, 10' (2 Wire)
23	GR1067	-	Pin
24	GR1171	-	Female Socket Contact
25	GR1068	-	Connector, Male
26	GR1170	-	Connector, Female
27	GR1069	-	Shrink Tube, 2½"
28	G11200	1	Hex Head Cap Screw, ½"-13 x 8"
	G10111	1	Lock Nut, ½"-13
29	G10484001	1	Scale Display
	G10327601	2	Magnet
30	G10484101	2	Scale Display Bracket
	G11068	4	Phillips Flat Head Machine Screw, No. 10-24 x ⅝", Stainless Steel
	G11206	4	Lock Nut, No. 10-32
31	G10813301	-	Auxiliary Scale Display Extension Harness



ITEM	PART NO.	QTY.	DESCRIPTION
1	GA15472	1	Work Light Assembly
2	GA22878	1	Work Light Harness
3	GD6291	-	Insulated Clamp, 3/8"
4	G10305 G11091	- -	Carriage Bolt, 3/8"-16 x 1" Serrated Flange Nut, 3/8"-16
5	G1K321	-	2-Pin Female Connector Kit (Black), Includes: (3) 2-Pin Female Housings, (6) Pin Contacts, (6) Seals
6	G1K320	-	2-Pin Male Connector Kit (Black), Includes: (3) 2-Pin Male Housings, (6) Socket Contacts, (6) Seals
7	G10493601 GA5385	1 -	Wiring Harness W/7 Terminal Female Connector, 642" (5 Light Connections) 7 Terminal Female Connector
8	G10569601	2	Light Bracket
9	G11330 G10110	16 16	Hex Head Cap Screw, 1/4"-20 x 1 1/4" Lock Nut, 1/4"-20 , Grade B
10	GA15470 GA15469	1 -	Tail Flasher, L.H. Tail Flasher, R.H.
11	GA15471	1	Flasher
12	G10516301 G10516401	1 1	Light Bracket, R.H. (Shown) Light Bracket, L.H.
13	GD13779 GD16021	3 1	Wiring Harness Bracket Wiring Harness Bracket
14	GA24397	-	Work Light Bracket

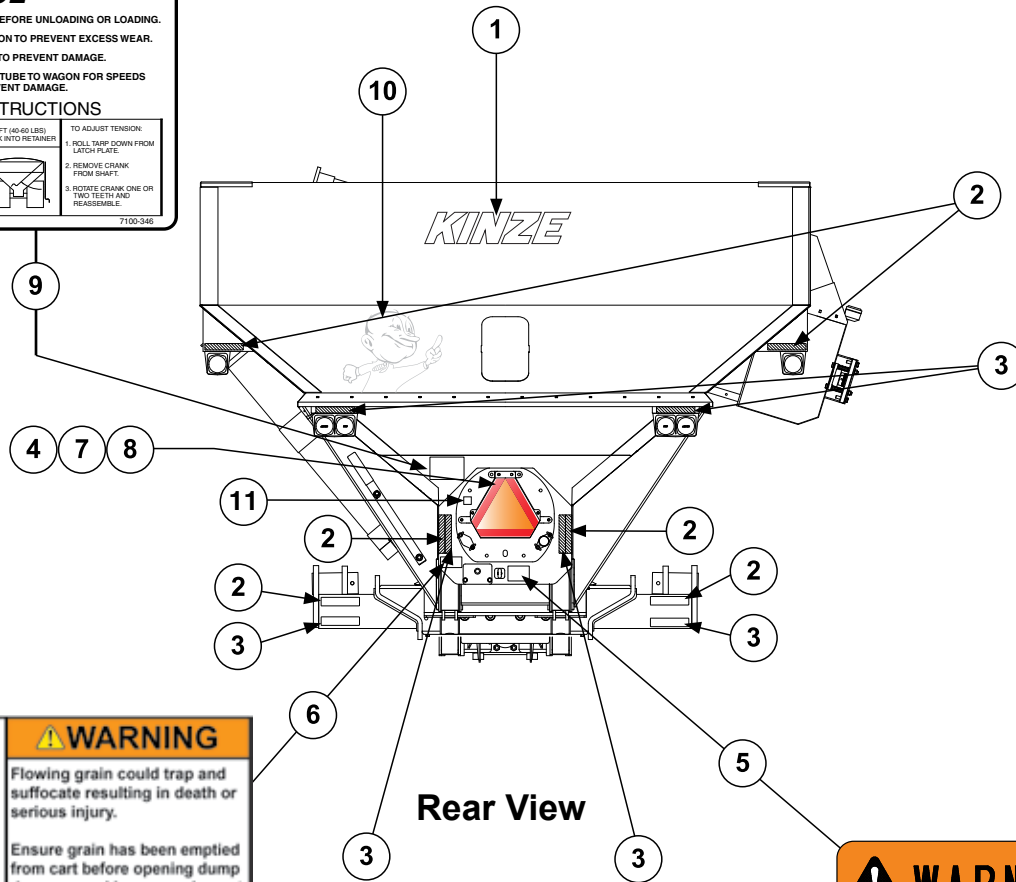
NOTICE

TARP MUST BE IN THE OPEN POSITION BEFORE UNLOADING OR LOADING.
 KEEP TARP AT 40-60 LB (18-27 KG) TENSION TO PREVENT EXCESS WEAR.
 DO NOT WALK OR STAND ON END CAPS TO PREVENT DAMAGE.
 OPEN TARP SYSTEM AND SECURE ROLL TUBE TO WAGON FOR SPEEDS OF 30 MPH (48 KPH) OR HIGHER TO PREVENT DAMAGE.

OPERATING INSTRUCTIONS

1. CRANK TARP UP UNDER PLATE	2. BRING CRANK DOWN	3. LIFT (40-60 LBS) CRANK INTO RETAINER	TO ADJUST TENSION: 1. ROLL TARP DOWN FROM LATCH PLATE
			2. REMOVE CRANK FROM SHAFT
			3. ROTATE CRANK ONE OR TWO TEETH AND REASSEMBLE

7100-346



WARNING

Flowing grain could trap and suffocate resulting in death or serious injury.

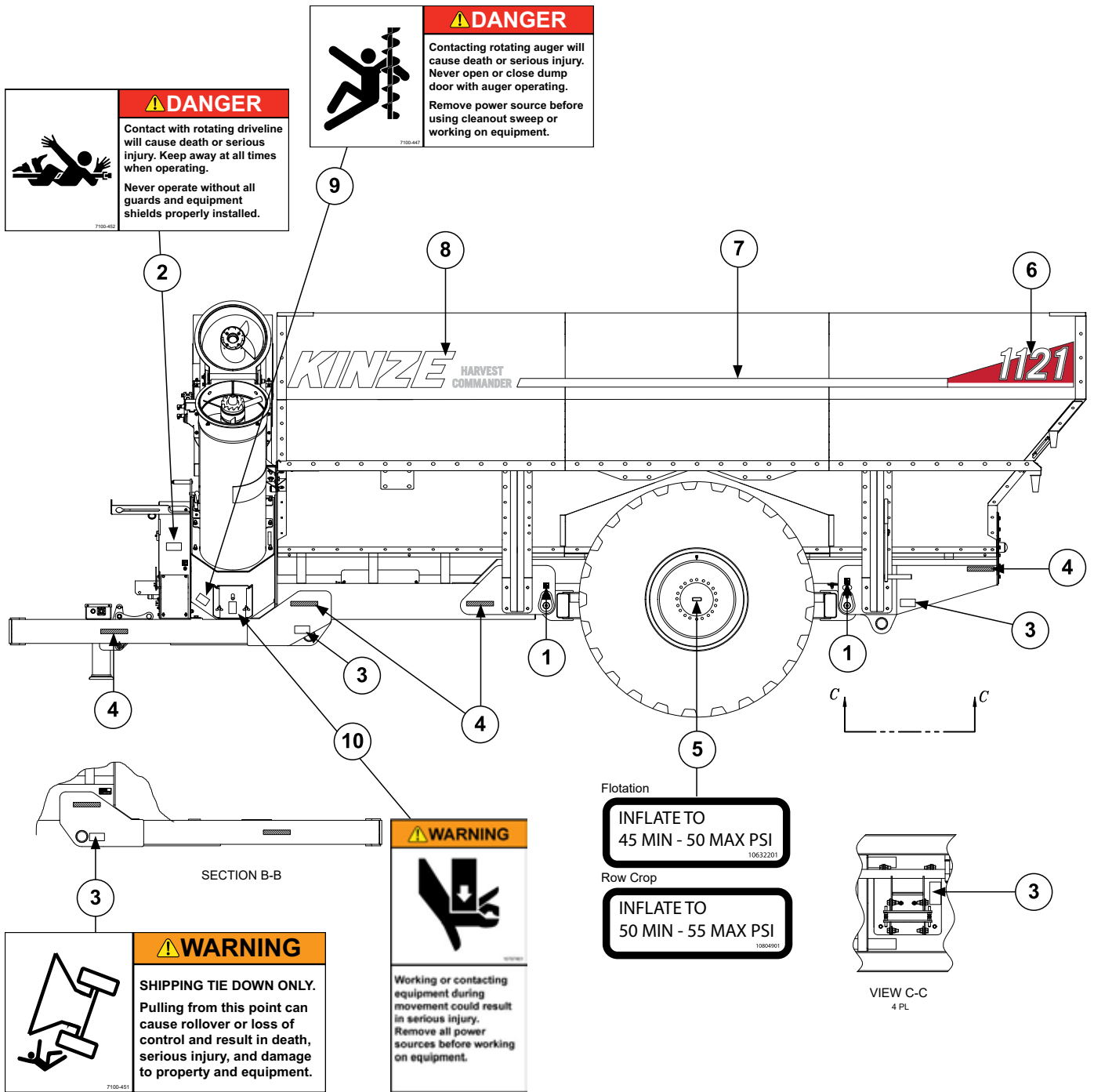
Ensure grain has been emptied from cart before opening dump doors or working on equipment.

WARNING

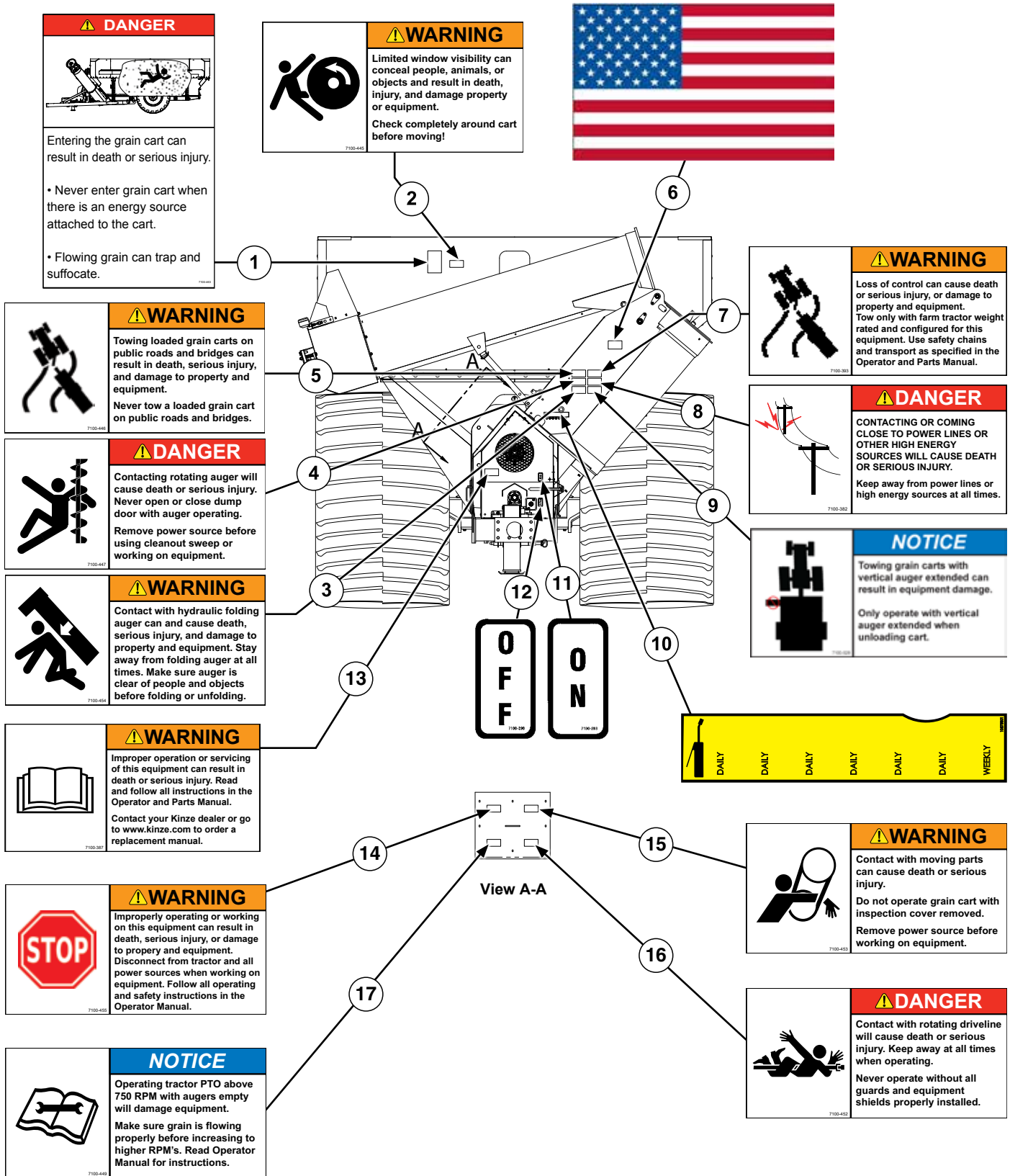
DO NOT USE CLEAN OUT SWEEP WHILE TRACTOR IS RUNNING

7100-282



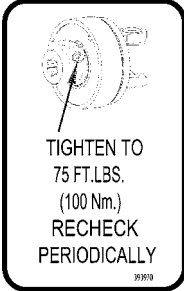


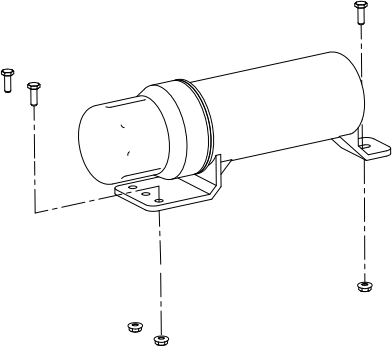
ITEM	PART NO.	QTY.	DESCRIPTION
1	G10480101	1	Kinze Logo, 30"
2	G7100-557	6	Reflective Decal, Red, 2" x 9", Rectangular
3	G7100-559	6	Reflective Decal, Orange, 2" x 9", Rectangular
4	G10019	4	Hex Head Cap Screw, 5/16"-18 x 1"
	G10620	4	Serrated Flange Nut, 5/16"-18
5	G7100-282	1	Decal, Warning
6	G10581701	1	Decal, Warning
7	G7100-36	1	SMV Sign
8	G10577901	1	SMV Plate
9	G7100-346	1	Decal, Notice
10	G10480001	1	Kinze Man Outline Decal, 26" x 31"
11	G7100-110	1	Decal, Grease Weekly



ITEM	PART NO.	QTY.	DESCRIPTION
1	G7100-110	6	Decal, Grease Weekly
2	G7100-452	2	Decal, Danger
3	G7100-451	4	Decal, Warning
4	G7100-558	8	Reflective Decal, Amber, 2" x 9", Rectangular
5	G10632201	2	Tire Pressure Decal (Flotation)
	G10804901	2	Tire Pressure Decal (Row Crop)
6	G10479801	2	Tail Graphic Decal, 1121
7	G10479701	2	Stripe, 3" Wide
8	G10479901	2	Kinze Harvest Commander, 12"
9	G7100-447	1	Decal, Danger
10	G10797601	1	Decal, Warning



ITEM	PART NO.	QTY.	DESCRIPTION
1	G7100-463	1	Decal, Danger
2	G7100-445	1	Decal, Warning
3	G7100-454	1	Decal, Warning
4	G7100-447	1	Decal, Danger
5	G7100-446	1	Decal, Warning
6	G7100-484	1	Decal, American Flag
7	G7100-393	1	Decal, Warning
8	G7100-382	1	Decal, Danger
9	G7100-528	1	Decal, Notice
10	G10575801	1	Decal, Grease Bank (2022 Production)
	G10649701	1	Decal, Grease Bank (2023 Production and On)
11	G7100-289	1	Decal, OFF
12	G7100-290	1	Decal, ON
13	G7100-387	1	Decal, Warning
14	G7100-455	1	Decal, Warning
15	G7100-453	1	Decal, Warning
16	G7100-452	1	Decal, Danger
17	G7100-449	1	Decal, Notice

	<p>Part No.: G7100-130 Description: Decal, Electronic Scale</p>
	<p>Part No.: GD1512 Description: Cable Tie, 7½"</p> <p>Part No.: GD2117 Description: Cable Tie, 14½"</p>
 <p>TIGHTEN TO 75 FT.LBS. (100 Nm.) RECHECK PERIODICALLY</p>	<p>Part No.: G7100-314 Description: Decal, Torque Value</p>
	<p>Part No.: GR2127MPP Description: Blue Paint, Twelve Aerosol Cans</p>
	<p>Part No.: GM0315-01 Description: Operator's Manual</p> <p>Part No.: GM0315-02 Description: Parts Manual</p>
	<p>Part No.: GA15422 Description: Operator's Manual Canister Quantity: 1</p> <p>Part No.: G10023 Description: Hex Head Cap Screw, ¼"-20 x ¾" Quantity: 3</p> <p>Part No.: G10621 Description: Serrated Flange Nut, ¼"-20 Quantity: 3</p>

Numerical Index

M0315-02

Dual Auger Grain Cart

Part No.	Page	Part No.	Page	Part No.	Page	Part No.	Page
*A1079	P12	G10007	P22	G10063	P48	G10111	P34
*A1130	P20	G10007	P24	G10068	P8	G10111	P34
*A26936-144	P12	G10007	P30	G10080	P8	G10111	P34
*A26936-149	P12	G10007	P42	G10085	P20	G10111	P40
*A27240-240	P14	G10007	P42	G10085	P24	G10111	P42
*A27240-25	P48	G10007	P44	G10101	P40	G10111	P44
*A27240-49	P48	G10007	P46	G10101	P66	G10111	P46
*A27240-54	P48	G10007	P62	G10102	P28	G10111	P72
*A27240-56	P48	G10008	P10	G10104	P11	G10111	P72
*A27240-68	P14	G10008	P24	G10105	P34	G10112	P16
*A27240-69	P14	G10011	P20	G10107	P8	G10112	P16
*A27240-72	P14	G10011	P24	G10107	P16	G10112	P20
*A27240-76	P14	G10011	P46	G10107	P20	G10112	P24
*A27240-76	P48	G10014	P12	G10107	P20	G10112	P32
*A27240-77	P48	G10016	P34	G10107	P20	G10112	P46
*A27240-78	P14	G10017	P12	G10107	P22	G10117	P42
*A27240-92	P14	G10017	P20	G10107	P24	G10117	P44
*A27240-97	P48	G10017	P24	G10107	P28	G10118	P42
*A7644	P20	G10017	P34	G10107	P30	G10118	P44
*A7691-196	P24	G10017	P42	G10107	P32	G10120	P8
*A7691-200	P24	G10017	P44	G10107	P34	G10125	P4
*A7691-347	P6	G10019	P19	G10107	P36	G10125	P22
*A7691-356	P6	G10019	P25	G10107	P46	G10156	P42
*D12233	P67	G10019	P40	G10107	P62	G10156	P42
*D12235	P67	G10019	P75	G10108	P12	G10156	P44
*D12236	P67	G10023	P22	G10108	P16	G10156	P46
*D12256	P67	G10026	P8	G10108	P19	G10157	P62
*D29692	P67	G10026	P16	G10108	P22	G10159	P12
A8775	P67	G10026	P32	G10108	P24	G10163	P29
A9610	P66	G10027	P16	G10108	P25	G10210	P62
D13169	P65	G10034	P30	G10108	P28	G10224	P18
D13505	P49	G10036	P24	G10108	P32	G10228	P12
G10001	P4	G10036	P46	G10108	P40	G10228	P42
G10001	P28	G10037	P4	G10108	P48	G10228	P44
G10001	P38	G10037	P20	G10108	P62	G10229	P40
G10001	P40	G10037	P25	G10108	P67	G10230	P42
G10001	P69	G10037	P28	G10108	P69	G10230	P42
G10001	P70	G10037	P34	G10108	P70	G10230	P44
G10002	P4	G10039	P8	G10109	P40	G10230	P46
G10002	P48	G10039	P10	G10110	P12	G10231	P8
G10004	P6	G10039	P42	G10110	P20	G10231	P34
G10004	P16	G10039	P44	G10110	P22	G10231	P42
G10004	P18	G10040	P12	G10110	P24	G10231	P42
G10004	P22	G10043	P49	G10110	P48	G10231	P44
G10004	P28	G10043	P64	G10110	P74	G10231	P46
G10004	P40	G10047	P40	G10111	P8	G10232	P19
G10005	P8	G10047	P62	G10111	P10	G10232	P25
G10005	P16	G10048	P12	G10111	P12	G10232	P64
G10005	P20	G10053	P72	G10111	P20	G10233	P20
G10005	P28	G10054	P50	G10111	P20	G10233	P24
G10005	P36	G10061	P40	G10111	P24	G10233	P25
G10006	P8	G10062	P28	G10111	P25	G10234	P8

Part No.	Page	Part No.	Page	Part No.	Page	Part No.	Page
G10234	P42	G10438	P12	G10546501	P38	G10636	P46
G10234	P42	G10441	P61	G10550701	P10	G10638	P20
G10234	P44	G10441	P61	G10550801	P8	G10638	P24
G10234	P46	G10441	P61	G10556701	P28	G10640	P14
G10236	P46	G10441	P72	G10556901	P28	G10640	P18
G10239	P46	G10442001	P44	G10557001	P28	G10640	P42
G10301	P6	G10453	P20	G10557101	P28	G10640	P44
G10301	P38	G10453	P22	G10558301	P29	G10640	P46
G10305	P4	G10459	P18	G10558801	P28	G10640	P48
G10305	P12	G10460	P12	G10563001	P49	G10641	P8
G10305	P16	G10460101	P42	G10565201	P72	G10641	P54
G10305	P16	G10460101	P44	G10569601	P74	G10641	P54
G10305	P24	G10471	P50	G10575801	P78	G10641	P54
G10305	P30	G10471201	P28	G10577901	P75	G10644201	P28
G10305	P30	G10472101	P28	G10581	P8	G10647	P61
G10305	P32	G10472301	P28	G10581701	P75	G10649201	P10
G10305	P34	G10472701	P28	G10584801	P36	G10649701	P78
G10305	P34	G10479701	P76	G10584901	P36	G10651601	P10
G10305	P34	G10479801	P76	G10585401	P38	G10664101	P46
G10305	P36	G10479901	P76	G10589101	P40	G10666801	P46
G10305	P38	G10480001	P75	G10589201	P40	G10670	P16
G10305	P40	G10480101	P75	G10589301	P40	G10670	P22
G10305	P74	G10484001	P72	G10589401	P40	G10670901	P46
G10309	P22	G10484101	P72	G10589501	P40	G10671	P62
G10325	P36	G10488101	P61	G10589701	P40	G10671001	P46
G10327601	P72	G10488101	P72	G10589801	P40	G10675801	P46
G10330	P61	G10493601	P74	G10589901	P40	G10676001	P46
G10330	P61	G10496901	P38	G10590001	P40	G10676201	P46
G10330	P61	G10497301	P38	G10590101	P40	G10684601	P48
G10330	P72	G10497401	P38	G10590201	P40	G10684701	P48
G10331	P72	G10497501	P38	G10590301	P40	G10686	P19
G10336	P8	G10502301	P36	G10590401	P40	G10686	P25
G10336	P42	G10502401	P36	G10591801	P40	G10689	P11
G10336	P42	G10502501	P34	G10599	P22	G10701601	P46
G10336	P44	G10502601	P34	G10599302	P28	G10710301	P46
G10336	P46	G10515201	P42	G10602	P20	G10710301	P50
G10373	P49	G10515201	P44	G10602	P25	G10710401	P46
G10395	P72	G10516301	P74	G10602	P64	G10710401	P50
G10396	P72	G10516401	P74	G10610	P40	G10712101	P16
G10400	P46	G10523301	P38	G10610	P64	G10715001	P24
G10404	P42	G10530901	P6	G10615001	P14	G10721001	P40
G10404	P42	G10531001	P6	G10620	P75	G10726	P50
G10404	P44	G10534901	P16	G10621	P22	G10730	P20
G10404	P46	G10534901	P22	G10622	P4	G10730	P24
G10411001	P28	G10535501	P28	G10625	P49	G10743	P20
G10413001	P28	G10535701	P28	G10625	P50	G10743	P20
G10413301	P28	G10536201	P42	G10632201	P76	G10744201	P40
G10413401	P28	G10536201	P44	G10633701	P69	G10760201	P22
G10414101	P28	G10540203	P28	G10633701	P70	G10769	P18
G10414501	P28	G10540204	P28	G10634201	P28	G10770	P65
G10415101	P28	G10544801	P22	G10636	P8	G10774001	P22
G10418	P46	G10544801	P29	G10636	P10	G10779401	P12

Part No.	Page	Part No.	Page	Part No.	Page	Part No.	Page
G10780501	P22	G11030	P64	G11387	P22	G12040	P54
G10782201	P46	G11031	P64	G11387	P24	G12040	P55
G10782202	P46	G11032	P64	G11387	P28	G12202-16	P59
G10782203	P46	G11041	P46	G11387	P30	G12202-16	P60
G10782204	P46	G11042	P16	G11387	P30	G12203	P55
G10782601	P46	G11042	P18	G11387	P32	G12204	P55
G10794001	P11	G11042	P24	G11387	P38	G12205-50	P54
G10794101	P24	G11042	P34	G11387	P40	G12205-50	P55
G10797601	P76	G11043	P32	G11387	P48	G12206-60	P54
G10799701	P10	G11043	P34	G11387	P69	G12207-30	P52
G10799701	P12	G11046	P20	G11387	P70	G12207-30	P54
G10799702	P10	G11046	P24	G11389	P6	G12208-40	P52
G10799702	P12	G11046	P32	G11389	P8	G12209-50	P54
G10801701	P50	G11051	P29	G11389	P10	G12210-60	P52
G10804901	P76	G11058	P62	G11389	P12	G12211-70	P52
G10805101	P8	G11068	P72	G11389	P22	G12221	P58
G10805801	P18	G11071	P16	G11389	P28	G1501-02-02	P48
G10810401	P42	G11091	P6	G11389	P29	G1K320	P74
G10810401	P46	G11091	P16	G11389	P34	G1K321	P74
G10813301	P72	G11091	P16	G11389	P34	G1K477	P40
G10817801	P16	G11091	P20	G11389	P34	G1K502	P8
G10817801	P22	G11091	P24	G11389	P42	G1K504	P10
G10823001	P25	G11091	P30	G11389	P44	G2800-01	P18
G10825001	P18	G11091	P30	G11389	P46	G3324-01	P62
G10834401	P61	G11091	P32	G11389	P72	G3400-01	P19
G10834401	P72	G11091	P32	G11391	P11	G3400-01	P25
G10838301	P42	G11091	P34	G11391	P20	G4425-05	P22
G10840	P64	G11091	P34	G11391	P20	G4425-06	P22
G10849	P8	G11091	P36	G11391	P20	G6405-04-02	P4
G10850	P8	G11091	P38	G11391	P22	G6405-04-02	P22
G10901	P40	G11091	P40	G11391	P24	G6408-04	P4
G10913	P18	G11091	P74	G11391	P28	G6408-08	P67
G10931501	P25	G11093	P46	G11391	P30	G6801-06-08	P6
G10939	P66	G11094	P14	G11391	P42	G6801-06-08	P65
G10939	P67	G11094	P16	G11391	P42	G6801-08	P12
G10943	P48	G11094	P24	G11391	P44	G7100-110	P75
G10960	P64	G11094	P48	G11391	P46	G7100-110	P76
G10966	P72	G11096	P61	G11391	P62	G7100-130	P79
G10983	P66	G11162	P42	G11392	P16	G7100-282	P75
G10983801	P72	G11162	P44	G11393	P46	G7100-289	P78
G10983901	P72	G11196	P49	G11394	P6	G7100-290	P78
G10984	P66	G11200	P72	G11398	P50	G7100-314	P79
G10985	P40	G11206	P72	G11558	P14	G7100-346	P75
G10988701	P46	G11229	P72	G11559	P8	G7100-36	P75
G10988801	P42	G11271	P40	G11723	P40	G7100-382	P78
G10988801	P44	G11330	P74	G11725	P14	G7100-387	P78
G10999401	P40	G11334	P12	G11833	P69	G7100-393	P78
G11012	P12	G11385	P48	G11833	P70	G7100-445	P78
G11012	P64	G11386	P16	G11874	P62	G7100-446	P78
G11013101	P40	G11386	P22	G11897	P18	G7100-447	P76
G11016	P65	G11386	P40	G11902	P18	G7100-447	P78
G11025	P4	G11387	P16	G12039	P52	G7100-449	P78

Part No.	Page	Part No.	Page	Part No.	Page	Part No.	Page
G7100-451.....	P76	GA15469.....	P74	GA26924-07.....	P6	GA9348.....	P12
G7100-452.....	P76	GA15470.....	P74	GA26924-08.....	P6	GA9349.....	P16
G7100-452.....	P78	GA15471.....	P74	GA4214.....	P61	GA9350.....	P12
G7100-453.....	P78	GA15472.....	P6	GA4722.....	P18	GA9353.....	P12
G7100-454.....	P78	GA15472.....	P74	GA4723.....	P4	GA9354.....	P12
G7100-455.....	P78	GA15643.....	P46	GA5385.....	P74	GA9356.....	P12
G7100-463.....	P78	GA16699.....	P6	GA6128.....	P49	GA9357.....	P19
G7100-484.....	P78	GA16700.....	P6	GA6128.....	P50	GA9357.....	P25
G7100-528.....	P78	GA17046.....	P12	GA6772.....	P72	GA9368.....	P29
G7100-557.....	P75	GA17046.....	P64	GA7561.....	P61	GA9369.....	P36
G7100-558.....	P76	GA17049.....	P61	GA7895.....	P72	GA9478.....	P16
G7100-559.....	P75	GA17051.....	P64	GA8130.....	P66	GA9478.....	P22
G8367X.....	P72	GA17092.....	P24	GA9088.....	P8	GA9484.....	P64
G9770X.....	P72	GA18487.....	P10	GA9221.....	P42	GA9561.....	P65
G9940X.....	P62	GA18517.....	P10	GA9221.....	P44	GA9616.....	P24
GA0237.....	P18	GA19431.....	P12	GA9221.....	P46	GA9616.....	P65
GA0238.....	P18	GA19446.....	P61	GA9225.....	P42	GA9665.....	P64
GA0239.....	P18	GA19882.....	P72	GA9225.....	P44	GA9668.....	P64
GA0449.....	P8	GA20808.....	P12	GA9225.....	P46	GA9670.....	P64
GA0504.....	P4	GA20808.....	P66	GA9242.....	P24	GA9699.....	P32
GA0504.....	P22	GA21166.....	P6	GA9243.....	P18	GA9705.....	P12
GA0530.....	P50	GA21166.....	P67	GA9257.....	P12	GA9707.....	P16
GA0531.....	P49	GA21313.....	P40	GA9261.....	P34	GA9707.....	P22
GA0531.....	P50	GA22703.....	P40	GA9264.....	P36	GA9708.....	P16
GA0532.....	P49	GA22704.....	P40	GA9265.....	P36	GA9715.....	P32
GA0532.....	P50	GA22746.....	P40	GA9270.....	P32	GA9716.....	P32
GA10016.....	P30	GA22878.....	P6	GA9276.....	P32	GA9717.....	P18
GA10017.....	P30	GA22878.....	P74	GA9277.....	P34	GA9841.....	P18
GA10168.....	P24	GA24396.....	P38	GA9278.....	P34	GA9841.....	P24
GA10175.....	P16	GA24397.....	P74	GA9285.....	P8	GA9938.....	P4
GA10175.....	P24	GA24936.....	P54	GA9291.....	P18	GA9938.....	P24
GA10181.....	P8	GA24938.....	P52	GA9292.....	P4	GA9939.....	P4
GA10187.....	P20	GA24939.....	P54	GA9292.....	P18	GA9940.....	P4
GA10187.....	P22	GA24939.....	P60	GA9298.....	P18	GA9976.....	P8
GA10188.....	P19	GA24940.....	P54	GA9300.....	P36	GA9980.....	P18
GA10188.....	P24	GA24940.....	P58	GA9301.....	P4	GB0218.....	P20
GA11388.....	P50	GA24941.....	P58	GA9303.....	P4	GB0218.....	P24
GA11509.....	P49	GA24942.....	P54	GA9303.....	P22	GB0218.....	P28
GA12238.....	P72	GA24942.....	P59	GA9309.....	P20	GB0338.....	P19
GA12403.....	P72	GA24943.....	P59	GA9309.....	P24	GB0338.....	P25
GA13344.....	P40	GA24943.....	P60	GA9310.....	P20	GB0377.....	P20
GA13345.....	P40	GA24944.....	P55	GA9310.....	P24	GB0378.....	P20
GA14201.....	P64	GA25054.....	P59	GA9311.....	P20	GB0378.....	P24
GA14691.....	P34	GA25054.....	P60	GA9312.....	P16	GB0382.....	P49
GA14692.....	P34	GA25604.....	P72	GA9313.....	P16	GB0384.....	P50
GA14699.....	P6	GA26166.....	P67	GA9313.....	P22	GD0148.....	P18
GA14842.....	P72	GA26924-01.....	P12	GA9316.....	P18	GD0327.....	P34
GA14864.....	P34	GA26924-02.....	P12	GA9327.....	P16	GD10705.....	P12
GA14978.....	P8	GA26924-03.....	P20	GA9343.....	P34	GD1109.....	P44
GA14992.....	P64	GA26924-03.....	P24	GA9345.....	P11	GD11649.....	P28
GA15422.....	P22	GA26924-04.....	P20	GA9346.....	P12	GD11751.....	P66
GA15422.....	P79	GA26924-04.....	P24	GA9347.....	P12	GD11950.....	P67

Part No.	Page	Part No.	Page	Part No.	Page	Part No.	Page
GD12101	P67	GD13602	P64	GD14620	P24	GD27233	P67
GD12510	P67	GD13603	P64	GD14631	P19	GD2734-16	P12
GD12572	P66	GD13604	P64	GD14634	P20	GD29033	P12
GD12878	P34	GD13605	P64	GD14644	P16	GD29312	P10
GD12879	P34	GD13606	P64	GD14644	P24	GD29689	P67
GD12880	P34	GD13608	P64	GD14653	P11	GD2971-13	P20
GD12881	P34	GD13609	P64	GD1512	P79	GD2971-13	P25
GD12947	P29	GD13610	P64	GD15973	P34	GD29792	P10
GD12955	P18	GD13677	P18	GD15974	P34	GD29793	P8
GD13006	P16	GD13677	P24	GD16021	P74	GD30439	P67
GD13011	P30	GD13694	P20	GD16565	P49	GD31526	P40
GD13042	P32	GD13694	P24	GD16709	P49	GD32354	P40
GD13045	P32	GD13698	P64	GD16710	P49	GD32358	P40
GD13050	P32	GD13724	P12	GD16712	P49	GD33123	P70
GD13080	P4	GD13735	P12	GD17161	P6	GD33707	P22
GD13082	P4	GD13736	P12	GD17161	P48	GD3457-09	P8
GD13083	P4	GD13739	P64	GD17336	P72	GD34779	P48
GD13086	P4	GD13755	P12	GD18974	P40	GD34835	P58
GD13087	P4	GD13763	P20	GD18975	P40	GD34836	P52
GD13088	P4	GD13763	P25	GD18976	P40	GD34837	P58
GD13088	P18	GD13764	P16	GD18978	P40	GD34837	P59
GD13088	P24	GD13764	P22	GD18980	P40	GD34837	P60
GD13089	P4	GD13767	P16	GD18987	P40	GD34838	P52
GD13090	P4	GD13767	P22	GD18990	P40	GD34839	P52
GD13092	P4	GD13768	P16	GD19068	P40	GD34840	P52
GD13093	P4	GD13768	P24	GD19789	P42	GD34842	P59
GD13094	P4	GD13778	P8	GD19789	P44	GD34842	P60
GD13170	P65	GD13779	P74	GD20225	P32	GD34843	P54
GD13172	P65	GD13803	P29	GD20596	P40	GD34844	P60
GD13173	P65	GD13804	P29	GD20857	P50	GD34845	P59
GD13348	P6	GD13805	P29	GD20997	P6	GD34846	P54
GD13348	P48	GD13808	P42	GD2117	P79	GD34847	P54
GD13400	P65	GD13812	P36	GD21198	P72	GD34849	P54
GD13402	P4	GD13881	P32	GD21265	P4	GD34850	P54
GD13403	P4	GD13882	P18	GD21335	P34	GD34851	P54
GD13498	P66	GD13883	P18	GD21336	P34	GD34852	P59
GD13500	P66	GD13884	P18	GD21368	P6	GD34852	P60
GD13524-01	P18	GD14036	P30	GD22536	P42	GD34853	P54
GD13541	P65	GD14237	P4	GD24761	P20	GD34854	P54
GD13558	P18	GD14238	P4	GD24761	P24	GD34855	P54
GD13558	P24	GD14239	P4	GD24851	P24	GD34856	P52
GD13559	P18	GD14241	P4	GD25067	P64	GD34857	P52
GD13559	P24	GD14242	P4	GD25419	P10	GD34858	P52
GD13560	P18	GD14311	P16	GD2558	P12	GD34859	P52
GD13560	P24	GD14311	P22	GD2558	P64	GD34861	P54
GD13561	P18	GD14354	P16	GD26447	P70	GD34862	P54
GD13561	P24	GD14392	P30	GD26448	P69	GD34863	P54
GD1359	P50	GD14539	P30	GD26448	P70	GD34864	P52
GD13598	P64	GD14540	P30	GD26449	P69	GD34865	P52
GD1360	P50	GD14610	P20	GD26449	P70	GD34866	P59
GD13600	P64	GD14610	P24	GD26450	P69	GD34866	P60
GD13601	P64	GD14620	P19	GD26892	P10	GD34867	P54

Part No.	Page	Part No.	Page	Part No.	Page	Part No.	Page
GD34868	P54	GD6291	P4	GR1600	P66		
GD34869	P52	GD6291	P22	GR1640	P2		
GD34870	P54	GD6291	P48	GR1642	P2		
GD34871	P58	GD6291	P74	GR1644	P2		
GD34872	P54	GD6433	P8	GR1645	P2		
GD34873	P52	GD7079	P4	GR1648	P2		
GD34874	P54	GD7079	P18	GR1649	P2		
GD34878	P54	GD7889	P20	GR1661	P2		
GD34879	P52	GD7889	P25	GR1669	P2		
GD34880	P54	GD8893-07	P62	GR1670	P2		
GD34882	P54	GD9592	P8	GR1672	P2		
GD34883	P58	GD9592	P42	GR1681	P49		
GD34884	P52	GD9592	P44	GR1693	P2		
GD34885	P52	GD9592	P46	GR1694	P2		
GD34886	P52	GM0315-01	P79	GR1695	P2		
GD34887	P52	GM0315-02	P79	GR1699	P2		
GD34888	P52	GR0188	P18	GR1700	P2		
GD34889	P55	GR0189	P18	GR1701	P2		
GD34890	P58	GR0191	P49	GR1704	P2		
GD34890	P59	GR0191	P50	GR1762	P72		
GD34890	P60	GR0192	P50	GR1788	P2		
GD34891	P54	GR0193	P6	GR1789	P2		
GD34891	P55	GR0265	P8	GR1791	P2		
GD34892	P55	GR0270	P36	GR1792	P2		
GD34893	P56	GR0367	P6	GR1793	P2		
GD34943	P59	GR0528	P18	GR1794	P2		
GD34943	P60	GR1037	P12	GR2069	P50		
GD34944	P59	GR1037	P65	GR2126	P38		
GD34944	P60	GR1037	P6	GR2127MPP	P79		
GD34945	P56	GR1037	P67	GR2229	P67		
GD34946	P56	GR1067	P72	GR2269	P2		
GD34947	P56	GR1068	P72	GR2270	P2		
GD34948	P56	GR1069	P72	GR2271	P2		
GD35090	P58	GR1170	P72	GR2272	P2		
GD35090	P59	GR1171	P72	GR2276	P52		
GD35090	P60	GR1174	P8	GR2277	P52		
GD35091	P54	GR1210	P2	GR2278	P58		
GD35092	P52	GR1211	P2	GR2278	P58		
GD35128	P62	GR1212	P2				
GD35129	P62	GR1215	P2				
GD35201	P62	GR1220	P2				
GD35310	P55	GR1222	P2				
GD35413-7.88	P12	GR1246	P2				
GD35413-7.88	P14	GR1300	P2				
GD36717	P58	GR1376	P8				
GD36718	P58	GR1430	P2				
GD36719	P58	GR1431	P72				
GD36973	P69	GR1434	P8				
GD36981	P69	GR1465	P4				
GD4086	P20	GR1465	P4				
GD5875	P22	GR1517	P12				
GD6136	P12	GR1598	P65				

This page left blank intentionally.