

DUAL AUGER GRAIN CARTS

PARTS MANUAL

(1105/1205/1305/1500)

M0277-02

Rev. 4/21

This manual applies to: Model 1105/1305/1500 - 2018 Production and on
 Model 1205 - 2019 Production and on

Record the model number and serial number of your planter along with date purchased:

Serial Number _____

Date Purchased _____

Information in this manual was current at time of printing. However, due to Kinze's ongoing product improvement, production changes may cause your machine to appear slightly different in detail. Kinze Manufacturing, Inc. reserves the right to change specifications or design without notice and without incurring obligation to install the same on machines previously manufactured.

Right hand (R.H.) and left hand (L.H.), as used throughout this manual, are determined by facing in the direction the machine will travel when in use, unless otherwise stated.

This page left blank intentionally.

DRIVE COMPONENTS

PTO Assembly - 1¾"-20 Splines Yoke	P1
PTO Assembly - 1¾"-20 Splines Yoke, Grain Transfer	P4
Intermediate Drive Line	P5
Gearbox	P6
V-Belt Idler Assembly	P7
Lower V-Belt Assembly	P9
Horizontal Auger Drive Hub Assembly	P12

MAIN FRAME

Clevis Hitch Assemblies	P15
Safety Chain	P16
Front Hitch	P17
Jack Assembly	P19
Grain Transfer	P21
Front Lower Housing	P23
Vertical Auger Assembly	P24
Lower Vertical Auger Assembly	P25
Lower Vertical Auger Sub Assembly	P27
Upper Vertical Auger Assembly	P28
Upper Vertical Auger Sub Assembly	P29
Upper Vertical Auger Discharge Hood	P30
Frame Assembly	P31
Frame Assembly (1105/1305 Row Crop)	P33
Inner Grain Transfer	P35
Lower Tank Assembly (1105)	P37
Lower Tank Assembly (1205/1305)	P39
Lower Tank Assembly (1500)	P41
Inner Truss Support	P43
Lower Tank Sub Assembly (1105)	P45
Lower Tank Sub Assembly (1205/1305/1500)	P47
Hydraulic Flow Gate (1105)	P49
Hydraulic Flow Gate, Front Assembly (1105)	P51
Hydraulic Flow Gate, Rear Assembly (1105)	P53
Hydraulic Flow Gate (1205/1305)	P55
Hydraulic Flow Gate, Front Assembly (1205/1305)	P57
Hydraulic Flow Gate, Rear Assembly (1205/1305)	P59
Hydraulic Flow Gate (1500)	P61
Hydraulic Flow Gate, Front Assembly (1500)	P63
Hydraulic Flow Gate, Rear Assembly (1500)	P65
Lower Tank Supports (1105/1205/1305/1500)	P67
Cross Brace Assemblies	P69
Safety Screens	P71
Upper Tank Assembly	P73
Upper Tank Side Panels and Bracing	P75
Roll Tarp	P77

Electric Roll Tarp	P81
Electric Roll Tarp Miscellaneous	P83
Flotation Axle (1105/1205/1305)	P85
Row Crop Axle (1105/1305)	P87
Track Axle (1105/1205/1305)	P89
Track Axle (1105/1205/1305)	P90
Track Axle (1500)	P91
Track Assembly (1105/1205/1305)	P93
Track Main Frame (1105/1205/1305)	P95
Detensioning Tool	P97
Bogie Hub Assembly (1105/1205/1305)	P98
Alignment Link W/Hubs (1105/1205/1305)	P99
Tension Link W/Hubs (1105/1205/1305)	P100
36" Track Assembly (1500)	P101
Track End Wheel (1500)	P102
Track Mid Wheel (1500)	P103
Hub Assembly (1105 Flotation)	P105
Hub Assembly (1205/1305 Flotation)	P106
Hub Assembly (Row Crop Without Electronic Scale Package)	P107
Tire Assemblies (Flotation)	P108
Tire Assemblies (Row Crop)	P109

HYDRAULICS

Hydraulic Schematic	P111
Hydraulic Flow Gate Cylinder	P113
Auger Discharge Hood Cylinder	P114
Auger Rotate Cylinder	P115
Vertical Auger Cylinder	P117
Horizontal Auger Drive (Idler) Cylinder	P118
Counterbalance Valve Block	P119
Spout Manifold Block Assembly	P120
Floor Auger Manifold Block Assembly	P121
Auger Rotate Manifold Block Assembly	P122

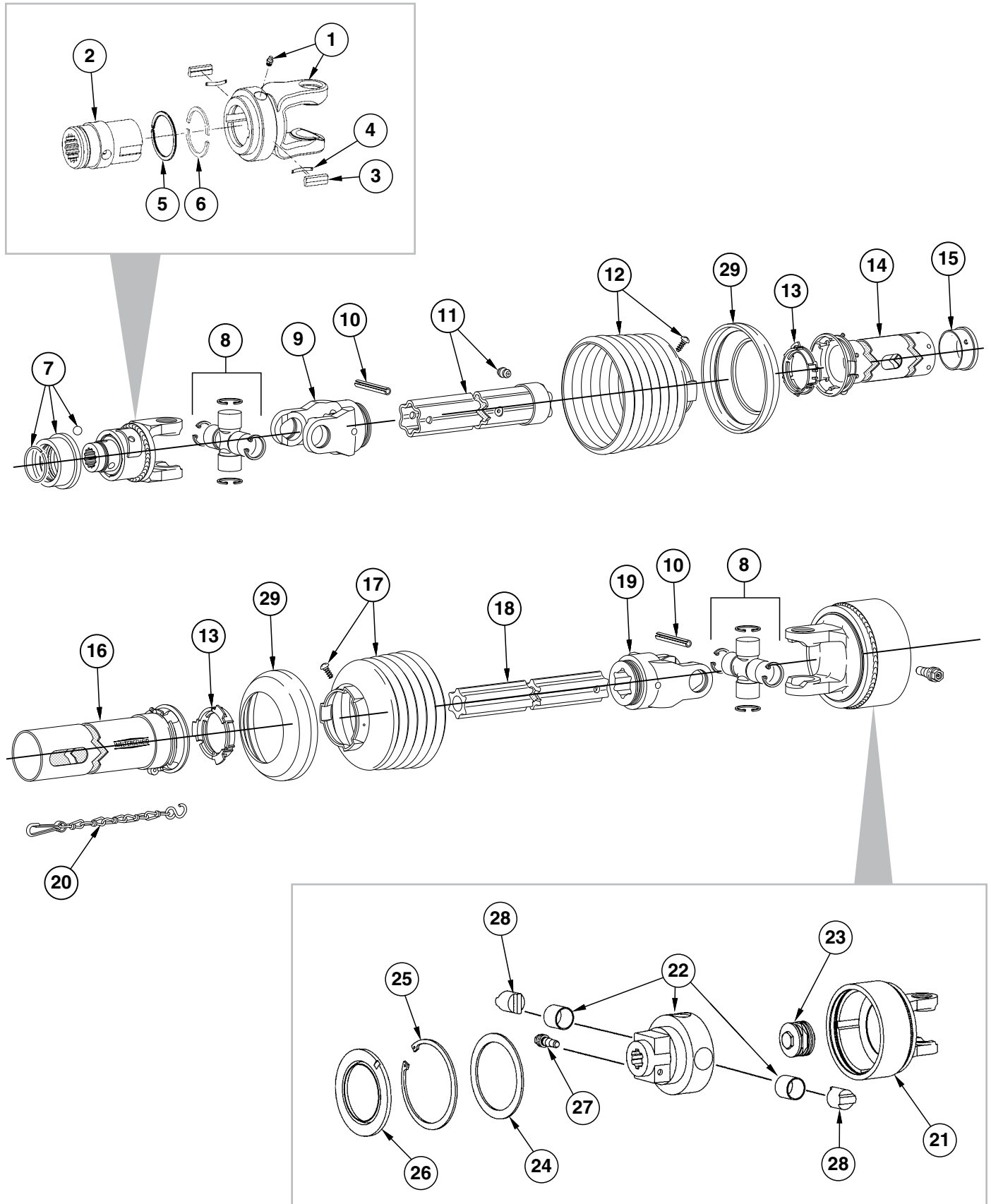
ELECTRICAL

Electrical Schematic	P123
Electrical Schematic	P124
Safety/Warning Lights	P125
Camera Monitoring System	P127
Electronic Scale Components, Flotation and Track	P130
Electronic Scale Components, Row Crop	P131
Miscellaneous Electronic Scale Components	P133

MISCELLANEOUS P135**NUMERICAL INDEX P148**

This page left blank intentionally.

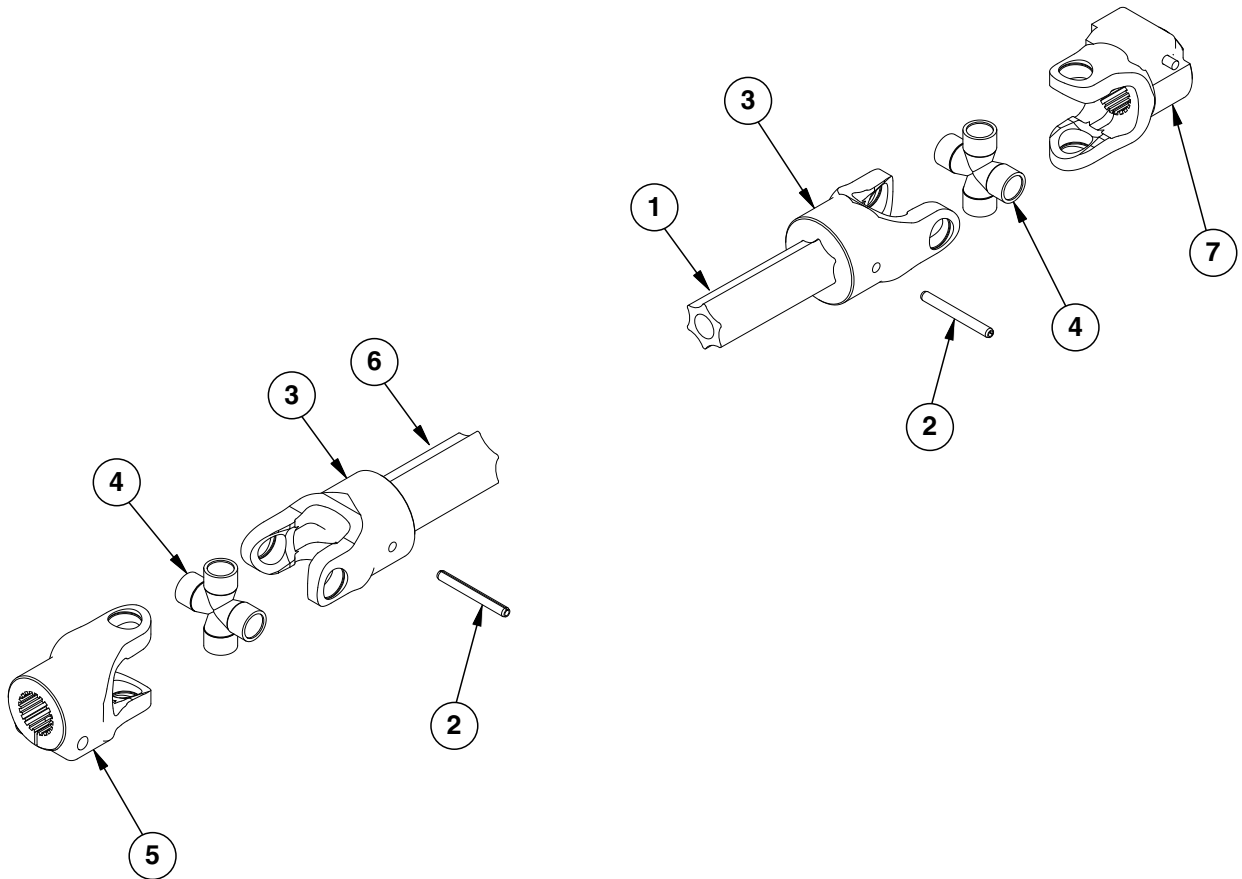
(GR1642/A12243/GR1788)



ITEM	PART NO.	QTY.	DESCRIPTION
1	GR1693	1	Housing W/Grease Fitting
	GR1661	-	Grease Fitting
2	GR1694	1	Hub
3	GR1669	2	Key
4	GR1670	2	Leaf Spring
5	GR1672	1	Retaining Ring
6	GR1695	2	Half Ring
7	GR1246	-	Quick Disconnect Kit
8	GR2045	2	Cross And Bearing Kit
9	GR1215	1	Inboard Yoke
10	GR1211	2	Spring Pin
11	GR1644	1	Profile And Sleeve W/Grease Fitting
	GR1430	-	Grease Fitting, $\frac{3}{16}$ ", Drive-In
12	GR2269	1	Guard Cone W/Screw
13	GR1220	2	Bearing Ring
14	GR2271	1	Inner Guard Tube
15	GR1222	1	Support Bearing
16	GR2270	1	Outer Guard Tube
17	GR1648	1	Guard Cone W/Screw
18	GR1645	1	Inner Profile
19	GR1212	1	Inboard Yoke
20	GR2272	1	Safety Chain
21	GR1794	1	Housing
22	GR1791	1	Hub W/Bushings
	GR1704	-	Bushing
23	GR1792	1	Spring
24	GR1699	1	Washer
25	GR1700	1	Retaining Ring
26	GR1701	1	Ring
27	GR1649	-	Lock Assembly
28	GR1793	4	Cam
29	GR2050	-	Reinforcing Collar
A	GR1640	-	PTO Half-Tractor (Items 1-15 and 19)
B	GR1789	-	PTO Half-Machine (Items 8, 10, 13, and 16-29)
C	GR1642	-	Overrunning Clutch Yoke (Items 1-7)
D	GR1788	1	Torque Limiting Clutch (Items 21-28)

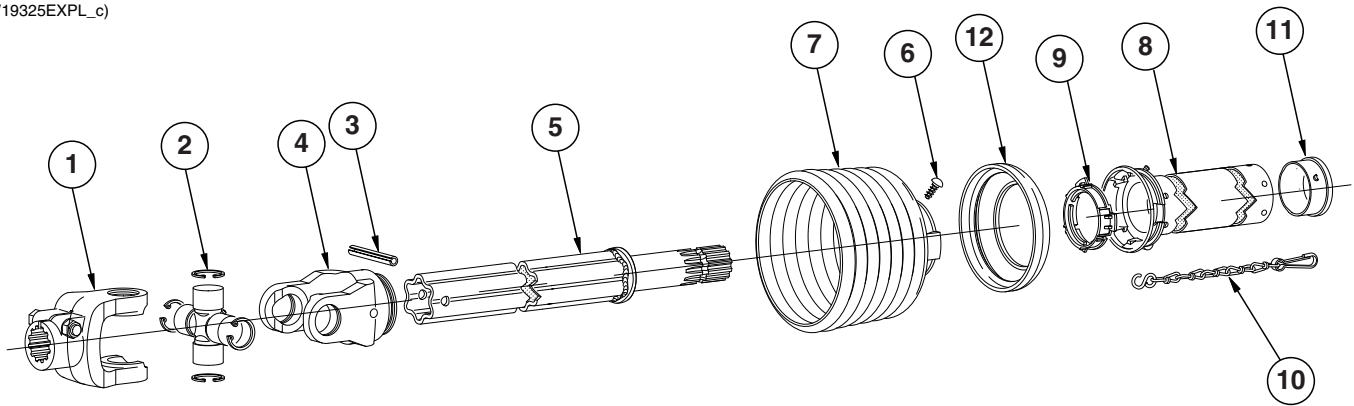
This page left blank intentionally.

(IP1406)

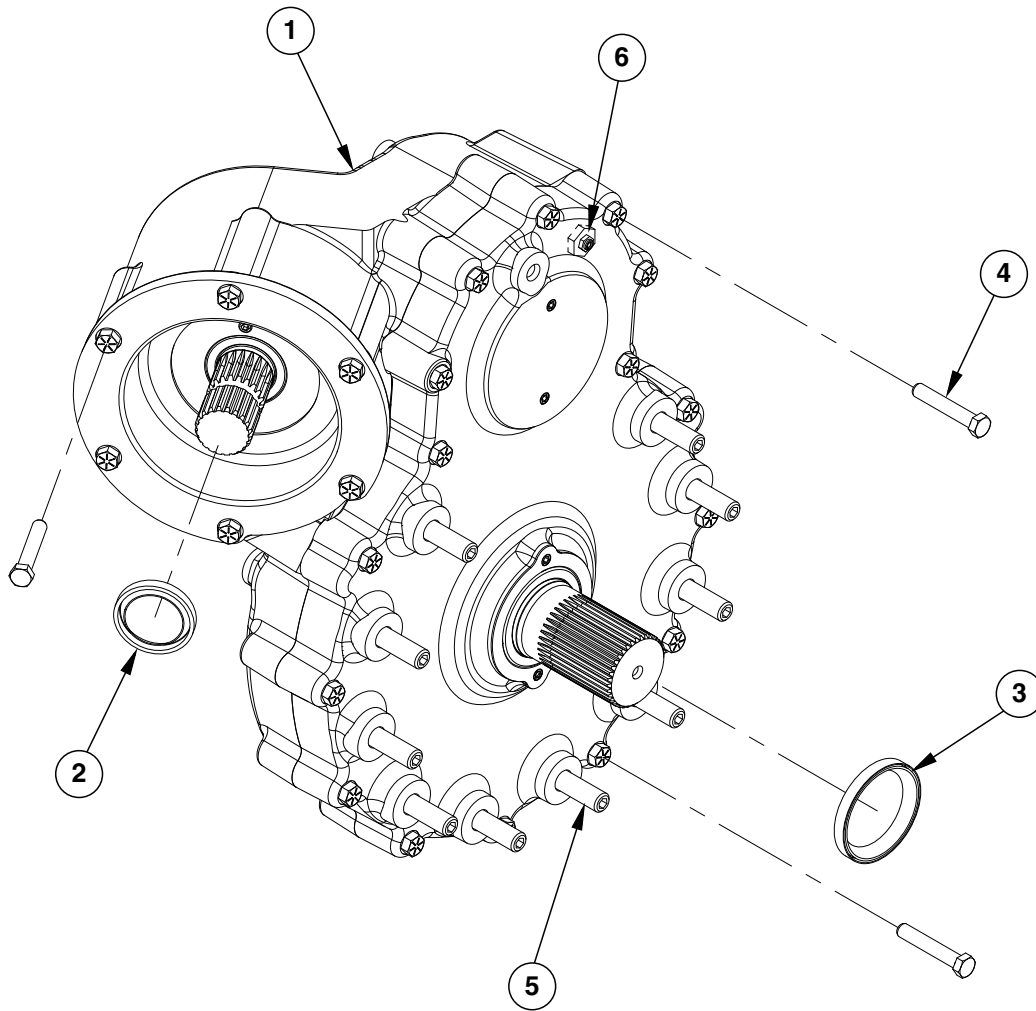


ITEM	PART NO.	QTY.	DESCRIPTION
1	GR2061	1	Inner Profile
2	GR1211	2	Spring Pin
3	GR1212	1	Inboard Yoke
4	GR2045	2	Cross And Bearing Kit
5	GD23537	1	Yoke
6	GR2062	1	Inboard Yoke Profile
7	GD24615	1	Yoke
A	GA15899	-	PTO Assembly Complete (Items 1-7)

(W19325EXPL_c)

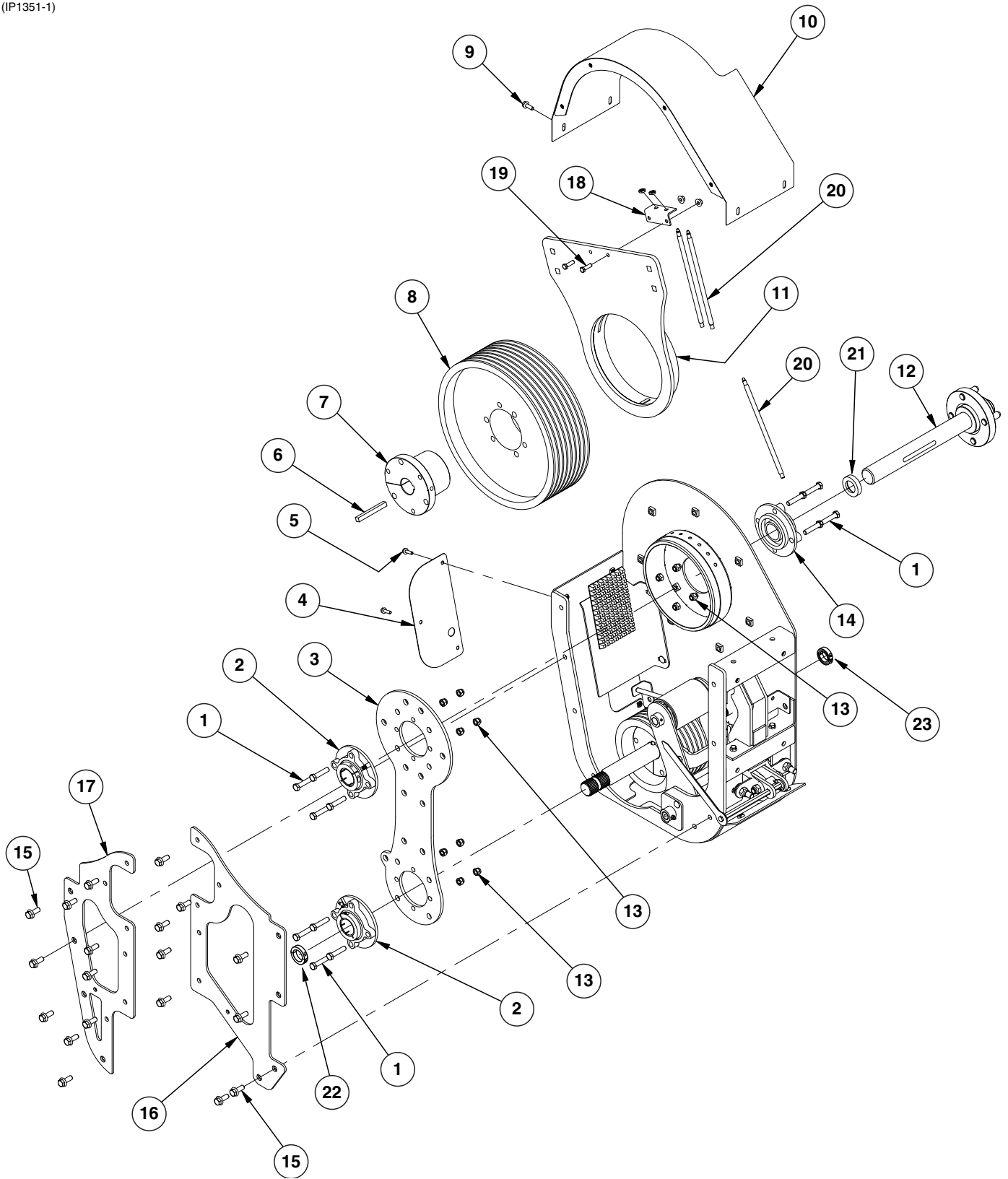


ITEM	PART NO.	QTY.	DESCRIPTION
1	GD23537	1	Yoke
2	GR2045	1	Cross And Bearing Kit
3	GR1211	1	Spring Pin
4	GR1215	1	Inboard Yoke
5	GR2063	1	Inner Profile
6	GR2049	1	Screw
7	GR1217	1	Guard Cone W/Screw
8	GR2064	1	Outer Guard
9	GR1220	1	Bearing Ring
10	GR1221	1	Safety Chain
11	GR1872	1	Support Bearing
12	GR2050	1	Reinforcing Collar
A	GA16263	-	Intermediate Drive Line Complete (Items 1-14)



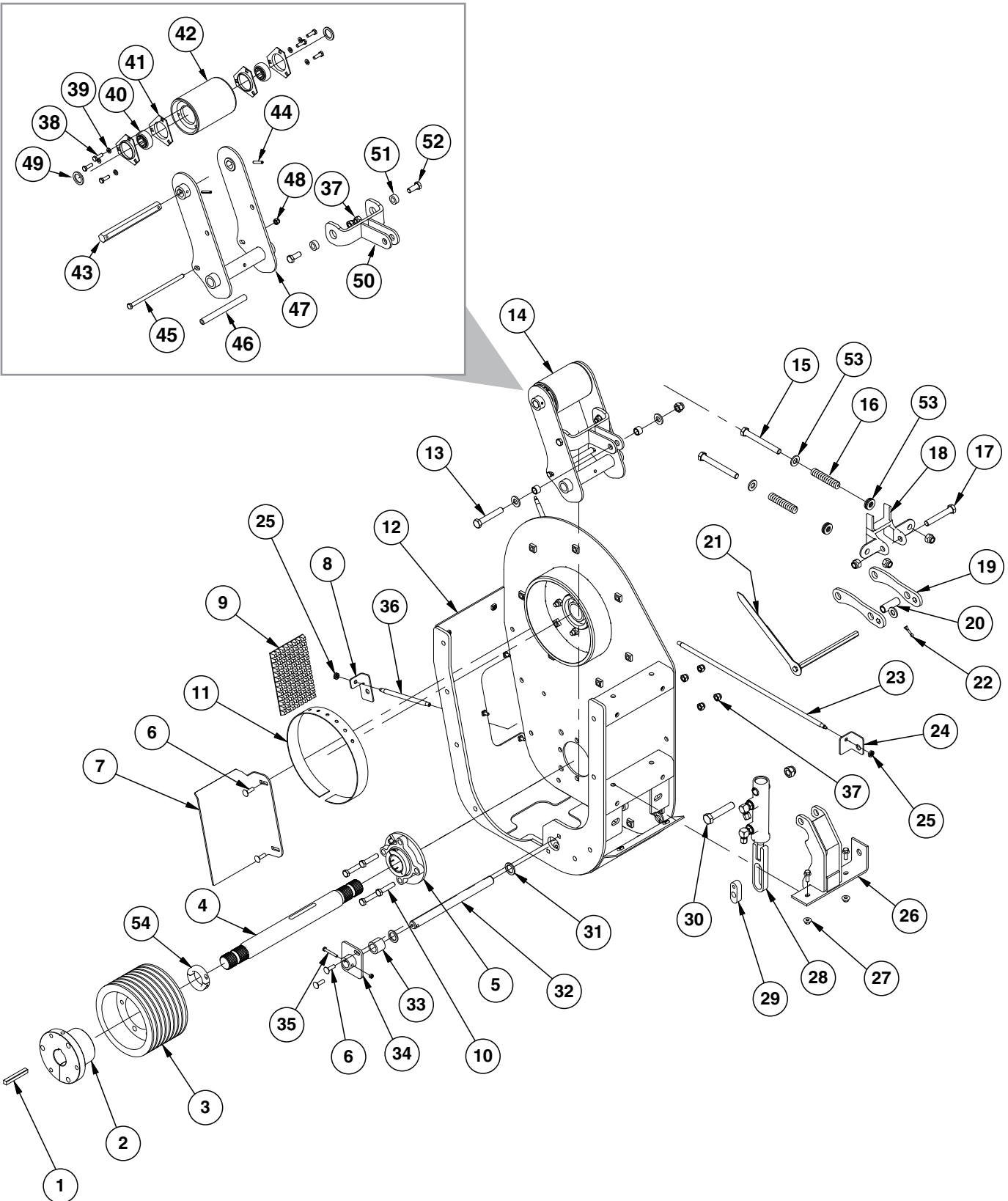
ITEM	PART NO.	QTY.	DESCRIPTION
1	GA16008	1	Gearbox
2	GR2095	1	Seal
3	GR2096	1	Seal
4	GR2101	22	Hex Head Cap Screw, 7/16"-14 x 2 1/2"
5	GR2102	10	Stud, 5/8"-11 x 3 1/4"
6	GR2097	1	Vent Plug, 1/8"-27
7	GR2099	2	Plug, 1/2"-14
A	GA16008	-	Gearbox Complete

(IP1351-1)



ITEM	PART NO.	QTY.	DESCRIPTION
1	G10581	12	Hex Head Cap Screw, ½"-13 x 2¼"
2	GA22935	2	2" 4 Bolt Flange Bearing W/45° Grease Zerk
	G10643	1	Grease Fitting, 45°, ¼"-28
3	GA16225	1	Shaft Alignment Plate
4	GD23877	1	Site Shield Plate
5	G11480	3	Hex Socket Flange Cap Screw, ⅝"-18 x 1"
6	GD13677	1	Key, ½" x ½" x 4½"
7	GD23512	1	Bushing, 2" I.D.
	G11028	-	Hex Head Cap Screw, ⅝"-11 x 4½"
8	GD23510	1	Pulley, 18⅔", 8 Groove
9	G11124	4	Hex Serrated Flange Cap Screw, ⅜"-16 x 1"
10	GA16235	1	Upper Cover
11	GA16238	1	Transfer Rotate Support
12	GA16234	1	Upper Pulley Shaft
13	G10111	12	Lock Nut, ½"-13
14	GA22936	1	2" 4 Bolt Flange Bearing W/45° Grease Zerk
	G11725	-	Grease Fitting, 45°, ¼"-28
15	G11271	19	Hex Socket Flange Cap Screw, ½"-13 x 1¼"
16	GA16231	1	Pulley Support
17	GA16230	1	Pulley Support
18	GD26753	1	Grease Zerk Mount Plate
19	G10004	2	Hex Head Cap Screw, ⅜"-16 x 1¼"
	G11091	6	Serrated Flange Nut, ⅜"-16
20	GA18511	3	Grease Hose W/Zerk, ⅜" x 12"
	G10640	-	Grease Fitting, ¼"-28
	G11094	3	Lock Nut, ⅜" NPT, Brass
21	GD34128	1	Spacer Ring
22	GD25306	1	Clamp Collar, 2"
23	GA23098	1	Clamp Collar, 1¾"

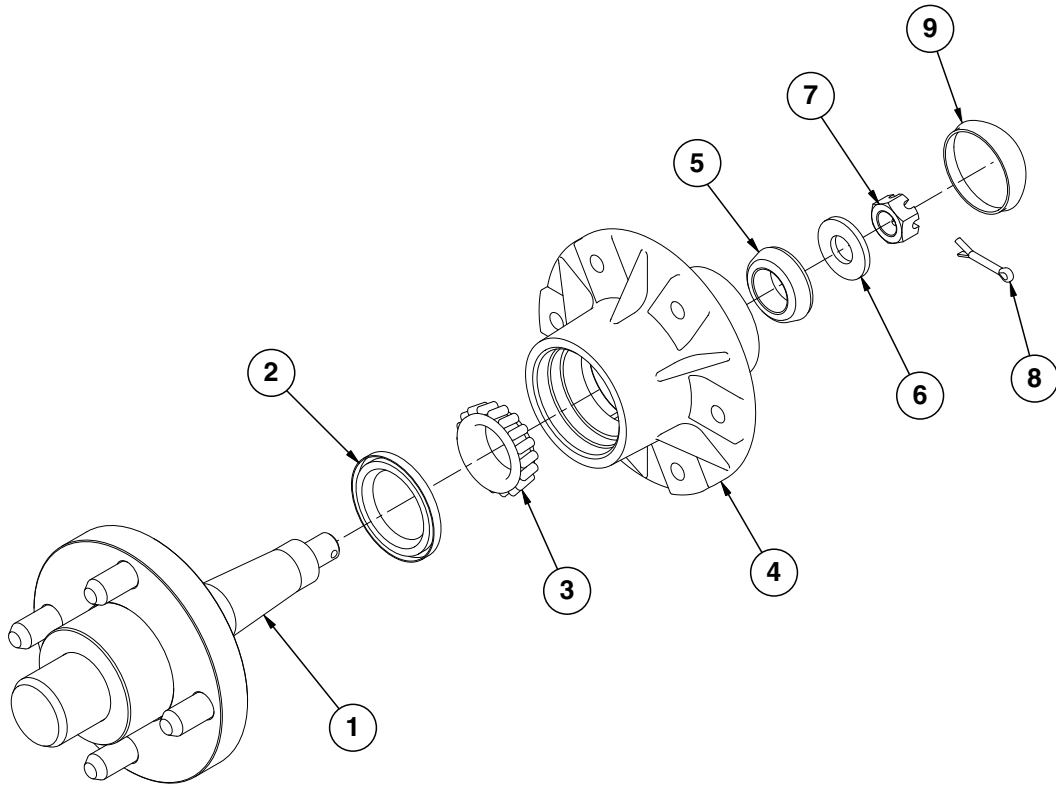
(IP1351-2)



ITEM	PART NO.	QTY.	DESCRIPTION
1	GD13088	1	Key, 1/2" x 1/2" x 3 1/2"
2	GD23513	1	Bushing, 2" I.D.
	G11737	3	Hex Head Cap Screw, 9/16"-12 x 3 1/2", Grade 5
3	GD23511	1	Pulley, 9 1/4", 8 Groove
4	GD24033	1	Lower Pulley Shaft
5	GA22936	1	2" 4 Bolt Flange Bearing W/45° Grease Zerk
	G11725	-	Grease Fitting, 45°, 1/4"-28
6	G10599	4	Carriage Bolt, 3/8"-16 x 1 1/4"
7	GD23580	1	Belt Slide
8	GD26751	1	Grease Zerk Mount Plate
9	GA16233	1	V-Belt Set
10	G10581	4	Hex Head Cap Screw, 1/2"-13 x 2 1/4"
11	GD21206	1	Transfer Rotate Bearing
12	GA16223	1	Auger Drive
13	G10743	1	Hex Head Cap Screw, 5/8"-11 x 3 3/4"
	GB0218	2	Bushing, 2 1/32" I.D. x 7/8" O.D. x 1 9/32" Long
	G11391	12	Flat Washer, 5/8" SAE
	G10107	2	Lock Nut, 5/8"-11
14	GA16227	1	Idler Arm Assembly
15	G10011	2	Hex Head Cap Screw, 5/8"-11 x 5 1/2"
	G10730	2	Lock Nut W/Nylon Insert, 5/8"-11
16	GD24761	2	Compression Spring
17	G10036	1	Hex Head Cap Screw, 5/8"-11 x 4"
18	GB0378	1	Stop Bracket
19	GD24851	2	Indicator Link
20	GD14610	1	Bushing, 7/8" x 2 7/16"
21	GA16243	1	Indicator
22	G10453	2	Cotter Pin, 3/16" x 1"
23	GA10175	1	Grease Hose W/Grease Fitting, 24"
24	GD24852	1	Grease Bracket
25	G11094	4	Lock Nut, 1/8" NPT, Brass
26	GA16226	1	Cylinder Support
27	G11091	6	Serrated Flange Nut, 3/8"-16
	G11124	4	Hex Serrated Flange Cap Screw, 3/8"-16 x 1"
28	GA9616	1	See "Horizontal Auger Drive (Idler) Cylinder" on page P118
29	GD23872	1	Clevis Slide
30	G10085	1	Hex Head Cap Screw, 3/4"-10 x 3 3/4"
	G10112	1	Lock Nut, 3/4"-10
31	G10233	3	Machine Bushing, 1 1/2" x 1/32", 10 Gauge (.1345")
32	GD23866	1	Pivot Shaft
33	GD5900-29	1	Sleeve, 1 1/2" O.D x 1.015" I.D x 1 1/4"
34	GA17092	1	Belt Alignment Bracket
35	G10638	1	Hex Head Cap Screw, 1/4"-20 x 2"
	G10110	1	Lock Nut, 1/4"-20, Grade B
36	GA18512	1	Hose W/Zerk, 3/16" x 8"
37	G10111	4	Lock Nut, 1/2"-13
38	G10019	6	Hex Head Cap Screw, 5/16"-18 x 1"
39	G10232	6	Lock Washer, 5/16"
40	GA9357	2	Bearing, 7/8" Hex, Single Lip
41	G3400-01	4	Flangette
42	GB0338	1	Idler

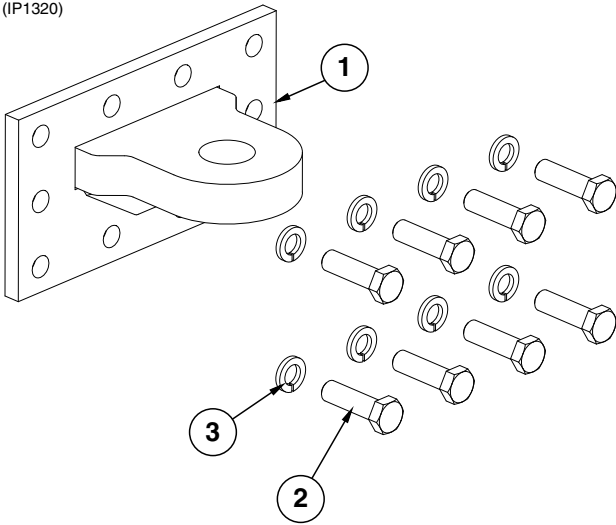
ITEM	PART NO.	QTY.	DESCRIPTION
43	GD13763	1	Hex Shaft, 7/8" x 8 5/8" (2 Holes)
44	G10602	2	Spring Pin, 1/4" x 1 1/2"
45	G10686	1	Hex Head Cap Screw, 3/8"-16 x 8"
46	GD2971-13	1	Sleeve, 6 9/16" Long
47	GA16228	1	Idler Arm
48	G10108	1	Lock Nut, 3/8"-16
49	G10233	2	Machine Bushing, 1 1/2" x 1/32", 10 Gauge (.1345")
50	GA16229	1	Inner Link
51	GD7889	2	Bushing, 1" O.D. x 9/16" I.D. x 7/16" Long
52	G10037	2	Hex Head Cap Screw, 1/2"-13 x 1 1/4"
53	G11391	-	Flat Washer, 5/8" SAE
54	GD25306	1	Clamp Collar, 2"

(IP1353)



ITEM	PART NO.	QTY.	DESCRIPTION
1	GA15990	1	Rear Horizontal Auger Spindle
2	GA0239	1	Seal
3	GA0238	1	Bearing
4	GA9316 GR0189	1 -	Hub W/Cups Cup
5	GA0237	1	Bearing
6	G10224	1	Special Washer, 3/4", 7 Gauge (.1793")
7	G10723	1	Hex Nut, 3/4"-16, Grade 2
8	G10459	1	Cotter Pin, 3/16" x 1 1/2"
9	G2800-01	1	Cap
A	GA15991	-	Horizontal Auger Drive Hub, Rear (Items 1-9)

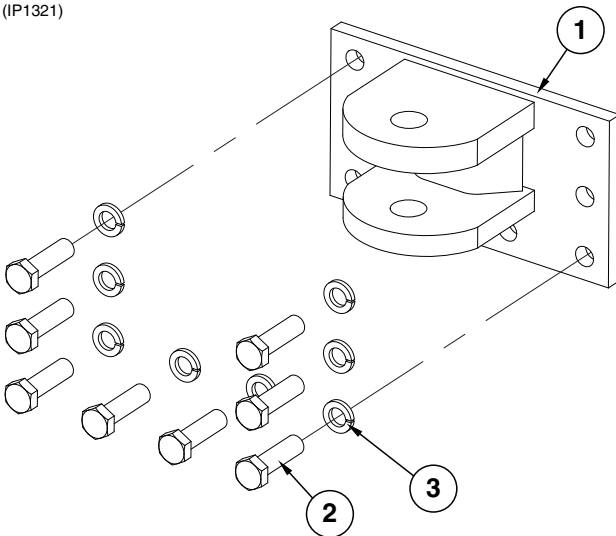
(IP1320)



Single Clevis Hitch

ITEM	PART NO.	QTY.	DESCRIPTION
1	GA7561	1	Hitch Cap, Single Clevis
2	G10441	8	Hex Head Cap Screw, 7/8"-9 x 3", Grade 8
3	G10330	8	Lock Washer, 7/8"

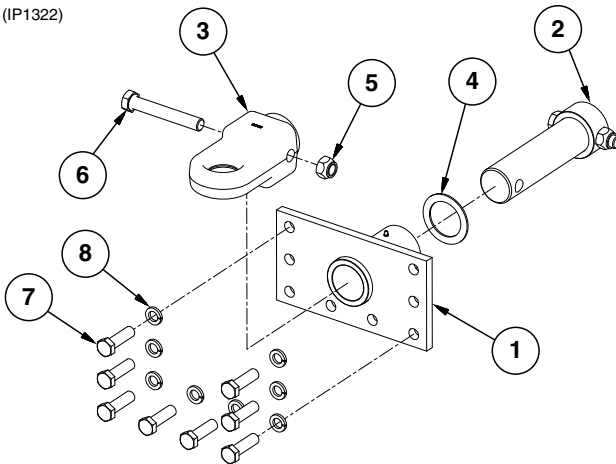
(IP1321)



Double Clevis Hitch

ITEM	PART NO.	QTY.	DESCRIPTION
1	GA4214	1	Hitch Cap, Double Clevis
2	G10441	8	Hex Head Cap Screw, 7/8"-9 x 3", Grade 8
3	G10330	8	Lock Washer, 7/8"

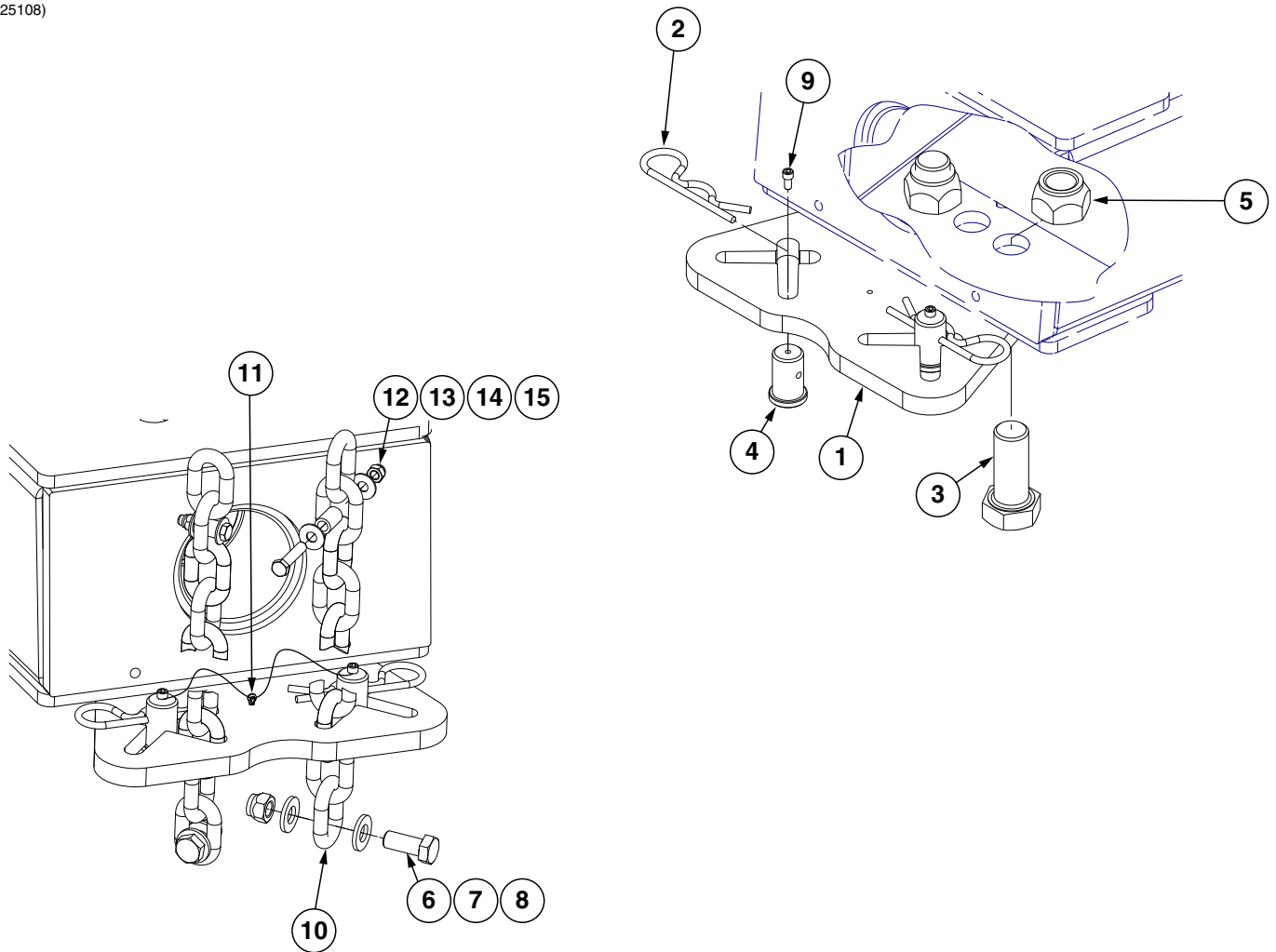
(IP1322)



Single Clevis Swivel Hitch

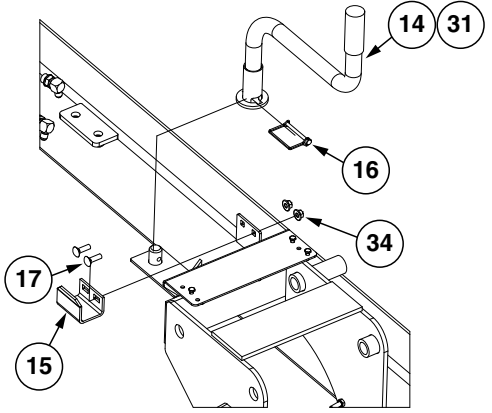
ITEM	PART NO.	QTY.	DESCRIPTION
1	GA17049	1	Swivel Hitch Plate
2	GA19446	1	Pin Assembly
3	GB0499	1	Clevis Hitch
4	G11096	1	Machine Bushing, 3", 10 Gauge (.1345")
5	G10647	1	Hex Nut, 1"-8, Grade 8
6	G11187	1	Hex Head Cap Screw, 1"-8 x 6 1/2", Grade 8
7	G10441	8	Hex Head Cap Screw, 7/8"-9 x 3", Grade 8
8	G10330	8	Lock Washer, 7/8"

(A25108)

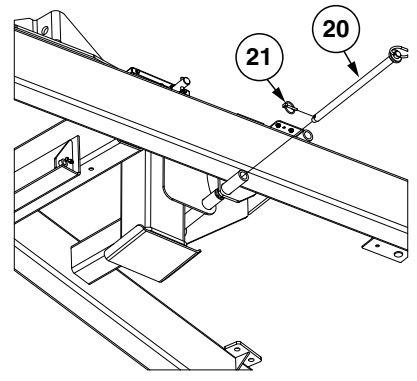


ITEM	PART NO.	QTY.	DESCRIPTION
1	GD35128	1	1/2" Double Chain Latch
2	G10671	2	Hairpin Cotter, 3/16" x 3 1/4"
3	G11058	2	Hex Head Cap Screw, 1 1/4"-7 x 3"
4	GD35129	2	Chain Latch Pin
5	G10157	2	Lock Nut, 1 1/4"-7
6	G10007	2	Hex Head Cap Screw, 5/8"-11 x 1 1/2"
7	G11391	4	Flat Washer, 5/8" SAE
8	G10107	2	Lock Nut, 5/8"-11
9	G11874	2	Hex Socket Head Cap Screw, 1/4"-20 x 1/2"
10	G3324-01	2	Safety Chain, 13MM Grade 70, 97 1/2"
11	GD35201	1	Looped Tether W/Tabs and Cotter Pin
12	G10108	2	Lock Nut, 3/8"-16
13	GD8893-07	2	Sleeve, 1" Long
14	G10210	4	Washer, 3/8" USS
15	G10047	2	Hex Head Cap Screw, 3/8"-16 x 1 1/4"
A	G9940X	-	Double Safety Chain Package

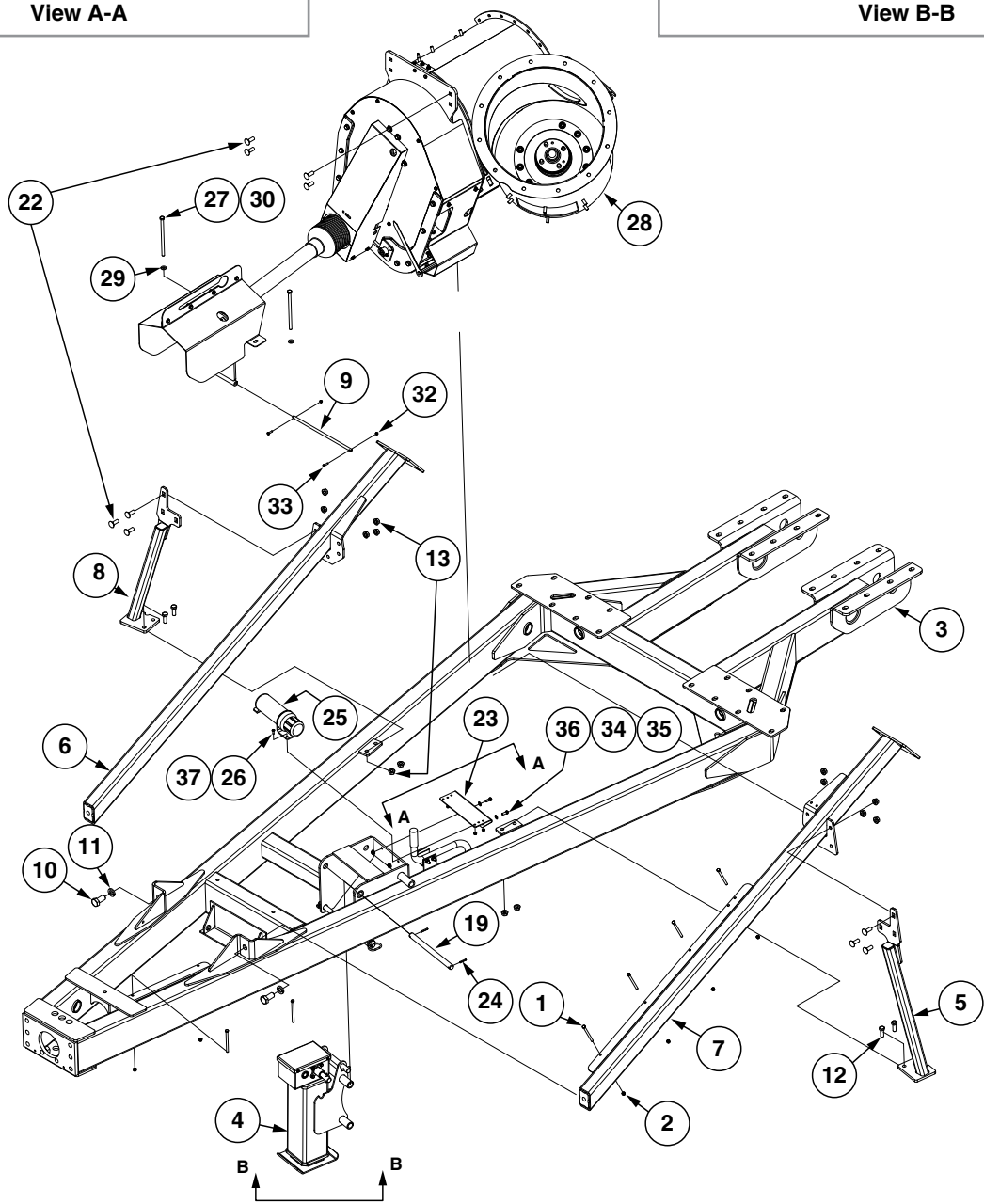
(IP1360)



View A-A

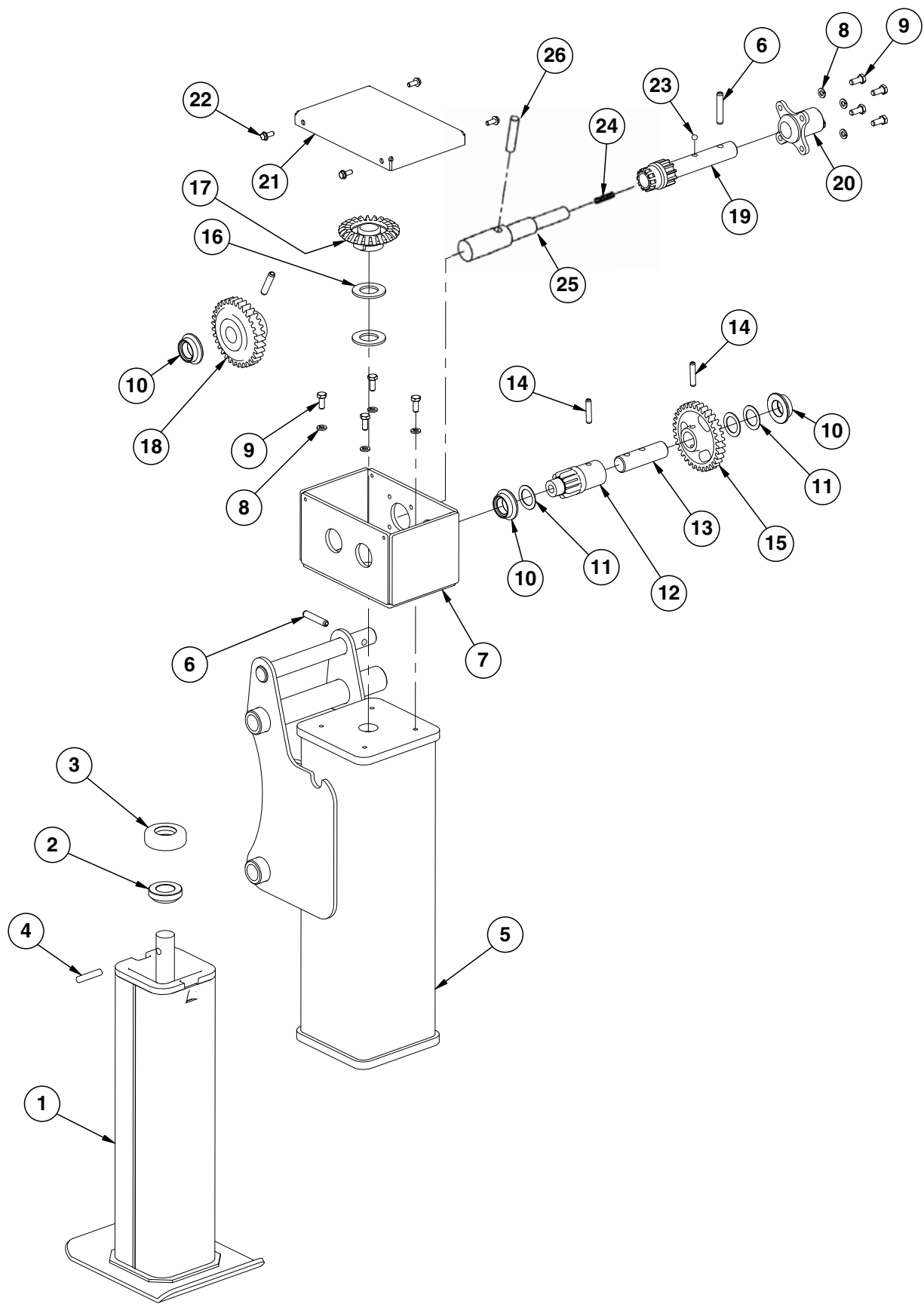


View B-B



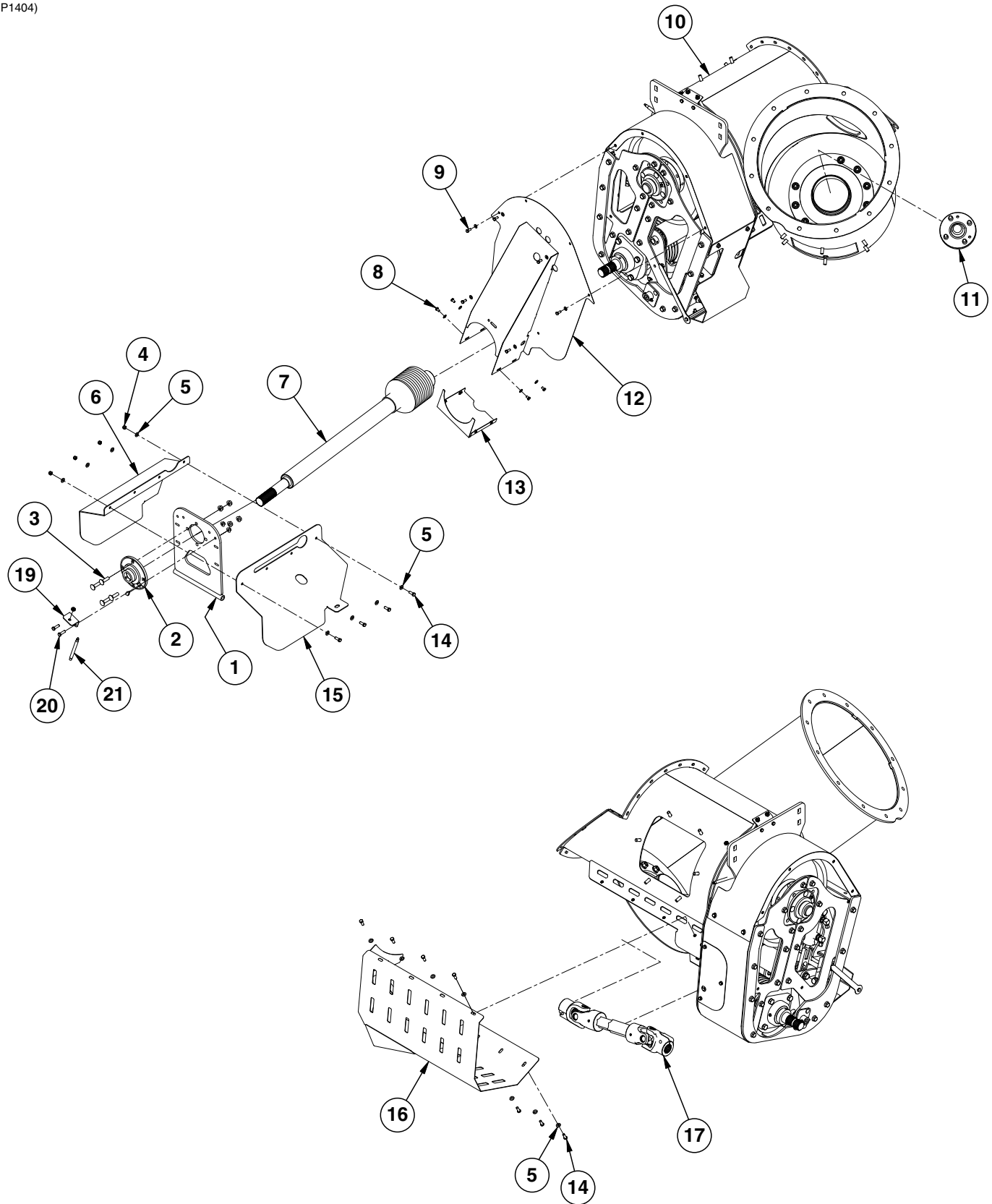
ITEM	PART NO.	QTY.	DESCRIPTION
1	G10172	6	Hex Head Cap Screw, 3/8"-16 x 5"
2	G10108	6	Lock Nut, 3/8"-16
3	GA15961	1	Cart Hitch (1205/1305 Flotation and Track) (Shown)
	GA16248	-	Row Crop Hitch (1305 Row Crop)
	GA16265	-	Cart Hitch (1105 Flotation and Track)
	GA16203	-	Cart Hitch (1105 Row Crop)
	GA16252	-	Cart Hitch (1500)
4	GA17044	1	See "Jack Assembly" on page P19
5	GA16239	1	Grain Transfer Support
6	GA16242	1	Front Support
7	GA16241	1	Front Support
8	GA16240	1	Grain Transfer Support
9	GD23894	1	Front Bearing Mount Pin
10	G11223	2	Hex Head Cap Screw, 1"-8 x 2"
11	G10118	2	Lock Washer, 1"
12	G10005	4	Hex Head Cap Screw, 5/8"-11 x 1 3/4"
13	G11415	14	Serrated Flange Nut, 5/8"-11
14	GA17046	1	Jack Handle
15	GD13755	1	Handle Holder
16	GD10705	1	Locking Clip Pin, 1/4" x 2 1/2"
17	G10599	2	Carriage Bolt, 3/8"-16 x 1 1/4"
19	GD24127	1	Jack Pin
20	GA17645	1	Cart Jack Pin
	GD2558	1	Lynch Pin, 1/4"
21	GD2558	1	Lynch Pin, 1/4"
22	G11084	10	Carriage Bolt, 5/8"-11 x 1 3/4"
23	GD29638	1	Canister Mount Bracket
24	G10602	2	Spring Pin, 1/4" x 1 1/2"
25	GA15422	1	Operator's Manual Canister
26	G10023	3	Hex Head Cap Screw, 1/4"-20 x 3/4"
27	G10909	2	Hex Head Cap Screw, 1/2"-13 x 9"
28	GA16782	1	Grain Transfer Assembly
29	G11389	2	Flat Washer, 1/2" Plated SAE
30	G10071	2	Serrated Flange Nut, 1/2"-13
31	G11012	1	Black Protective Cover, 1 1/2" x 4"
32	G10110	2	Lock Nut, 1/4"-20, Grade B
33	G10064	2	Hex Head Cap Screw, 1/4"-20 x 1"
34	G11091	4	Serrated Flange Nut, 3/8"-16
35	G11387	2	Flat Washer, 3/8" SAE
36	G10004	2	Hex Head Cap Screw, 3/8"-16 x 1 1/4"
37	G10621	3	Serrated Flange Nut, 1/4"-20

(IP1335)



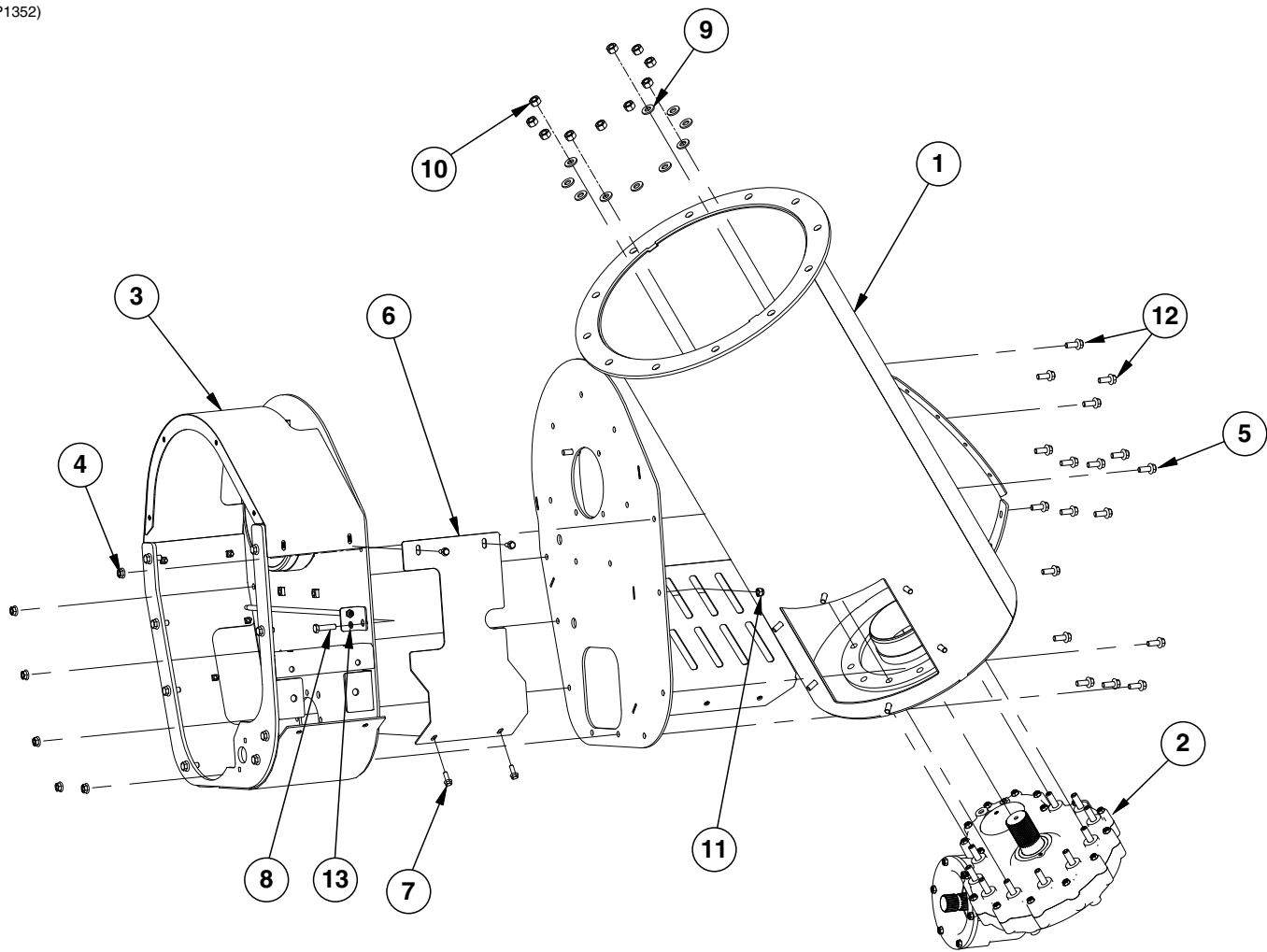
ITEM	PART NO.	QTY.	DESCRIPTION
1	GA17051	1	Lower Leg
2	GD13598	1	Collar
3	GA9665	1	Thrust Bearing
4	G10840	1	Dowel Pin, 3/8" x 1 3/4"
5	GA17052	1	Top Leg
6	G10610	2	Spring Pin, 3/8" x 2
7	GA17053	1	Gearbox
8	G10232	8	Lock Washer, 5/16"
9	G10043	8	Hex Head Cap Screw, 5/16"-18 x 3/4"
10	GD13604	3	Bushing
11	G11032	3	Bushing, 1 1/2" O.D. x 1.015 I.D.
12	GD13605	1	Output Spur Gear
13	GD13608	1	Output Shaft
14	G11031	2	Spring Pin, 5/16" x 1 1/2"
15	GD13606	1	Input Spur Gear
16	GD13600	2	Thrust Washer
17	GD13601	1	Bevel Gear
18	GD13602	1	Output Cluster Gear
19	GD13698	1	Input Shaft
20	GA14992	1	Shifter Housing
21	GD13635	1	Cap
22	G10960	4	Hex Non-Serrated Flange Cap Screw, 1/4"-20 x 5/8", Grade 5
23	GD13609	1	Detent Ball
24	GD13610	1	Detent Spring
25	GD13603	1	Output Shaft
26	G11030	1	Spring Pin, 3/8" x 1 3/4"
A	GA17044	-	Jack Complete (Items 1-26)

(IP1404)



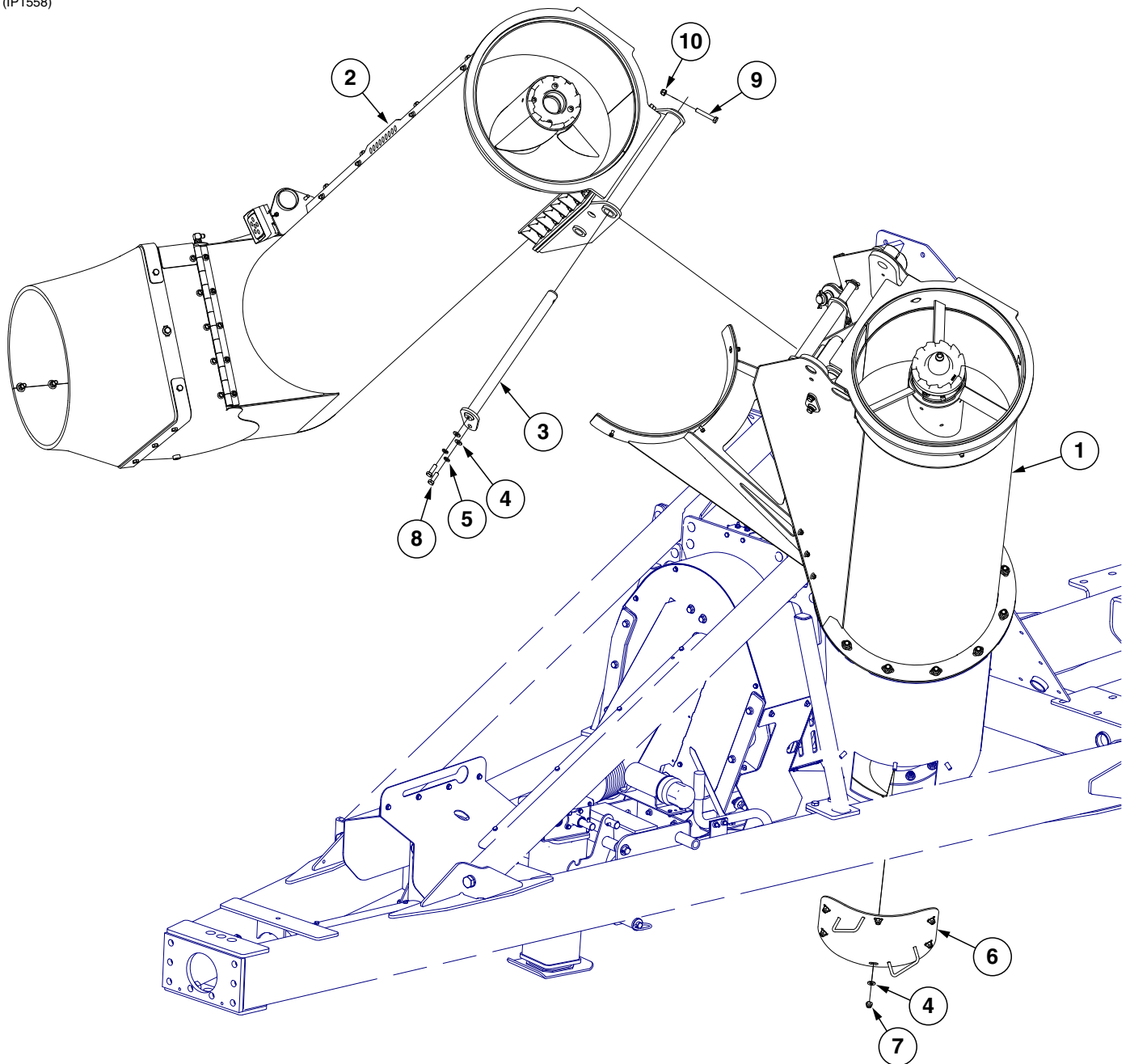
ITEM	PART NO.	QTY.	DESCRIPTION
1	GA16215	1	PTO Bearing Mount
2	GA19119 G11558	1 -	Flange Bearing W/Fitting Adapter, ¼"-28 x ½" NPTF
3	G11162 G10071	4	Carriage Bolt, ½"-13 x 1¾" Serrated Flange Nut, ½"-13
4	G10108	4	Lock Nut, ⅜"-16
5	G11387	15	Flat Washer, ⅜" SAE
6	GD24516	1	PTO Cover Plate
7	GA16263	1	See "Intermediate Drive Line" on page P5
8	G10054 G11386	4	Hex Head Cap Screw, ⅝"-18 x ½" Flat Washer, ⅝" SAE
9	G10054 G11386	6	Hex Head Cap Screw, ⅝"-18 x ¾" Flat Washer, ⅝" SAE
10	---	-	See "Front Lower Housing" on page P23
11	GA14568	1	Auger Drive Lug
12	GA21315	1	Front Cover
13	GA16669	1	Lower Knuckle Cover
14	G10001	11	Hex Head Cap Screw, ⅜"-16 x 1"
15	GD24515	1	PTO Cover Plate
16	GA16247	1	Lower Shield
17	GA15899	1	See "PTO Assembly - 1¾"-20 Spline Yoke, Grain Transfer" on page P4
18	---	-	---
19	GD26752	1	Grease Zerk Mount Plate
20	G10004 G11091	2 2	Hex Head Cap Screw, ⅜"-16 x 1¼" Serrated Flange Nut, ⅜"-16
21	GA18513 G11094	1 1	Grease Hose W/Zerk, ⅜" x 6" Lock Nut, ⅜" NPT, Brass

(IP1352)



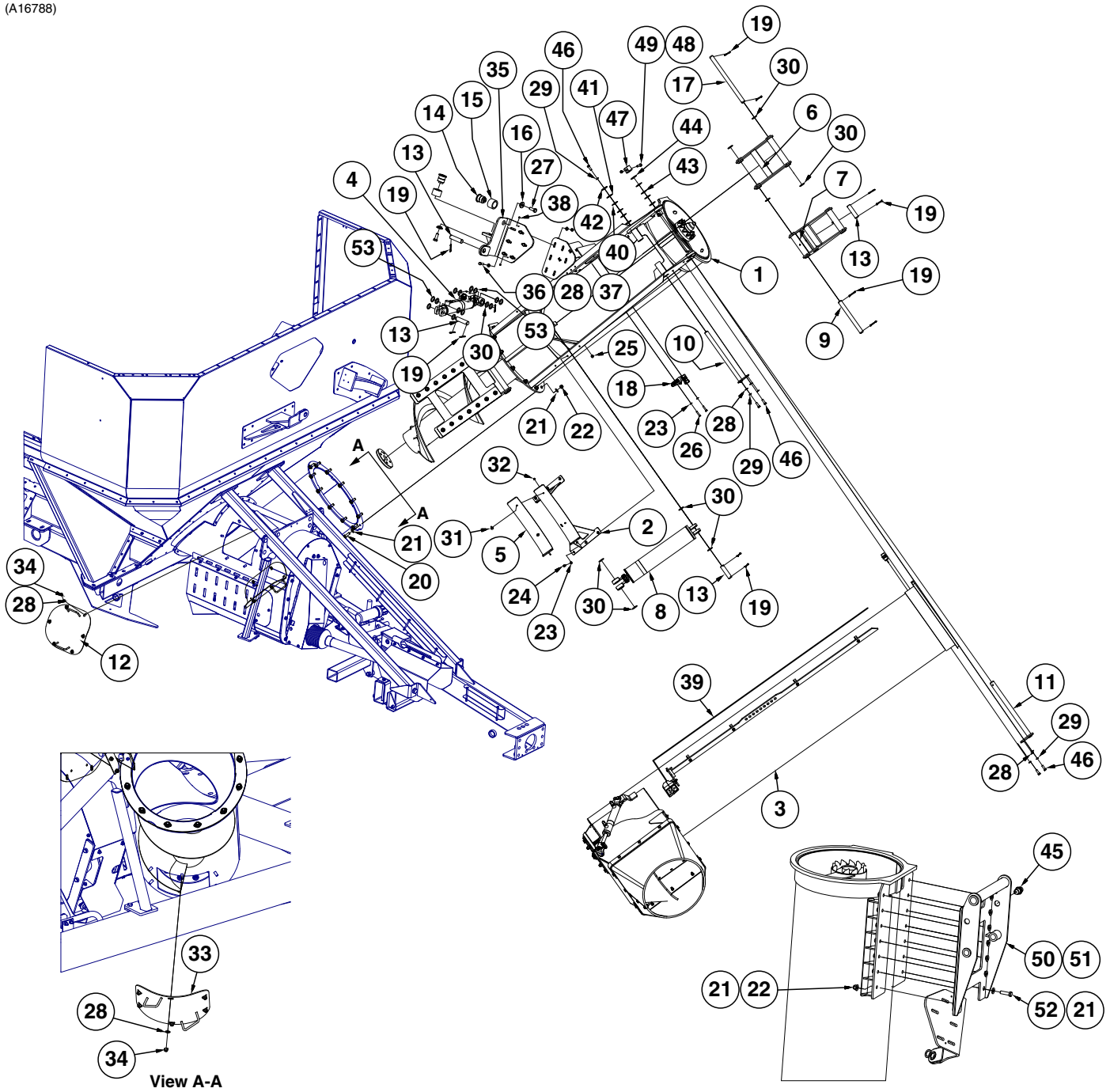
ITEM	PART NO.	QTY.	DESCRIPTION
1	*GA25119	1	Outer Grain Transfer
2	GA16008	1	See "Gearbox" on page P6
3	---	-	See "V-Belt Idler Assembly" on page P7 and See "Lower V-Belt Assembly" on page P9
4	G10071	6	Serrated Flange Nut, 1/2"-13
5	G11271	17	Hex Socket Flange Cap Screw, 1/2"-13 x 1 1/4"
6	GD23890	1	Idler Sheild
7	G11124	4	Hex Serrated Flange Cap Screw, 3/8"-16 x 1"
8	G10016	1	Hex Head Cap Screw, 1/2"-13 x 2"
9	G11391	10	Flat Washer, 5/8" SAE
10	G11490	10	Hex Nut, 5/8"-11, Grade 8
11	G10111	1	Lock Nut, 1/2"-13
12	G11413	2	Hex Socket Flange Cap Screw, 1/2"-13 x 1", Grade 5
13	G11389	1	Flat Washer, 1/2" Plated SAE

(IP1558)



ITEM	PART NO.	QTY.	DESCRIPTION
1	---	1	See "Lower Vertical Auger Sub Assembly" on page P27
2	---	1	See "Upper Vertical Auger Assembly" on page P28
3	GA18028	1	Auger Pivot Pin
4	G11389	8	Flat Washer, 1/2" Plated SAE
5	G10228	2	Lock Washer, 1/2"
6	GA16025	1	Vertical Cleanout
7	G10974	6	Lock Nut W/Nylon Insert, 1/2"-13
8	G10017	2	Hex Head Cap Screw, 1/2"-13 x 1 1/2"
9	G10038	1	Hex Head Cap Screw, 1/2"-13 x 3"
10	G10111	1	Lock Nut, 1/2"-13

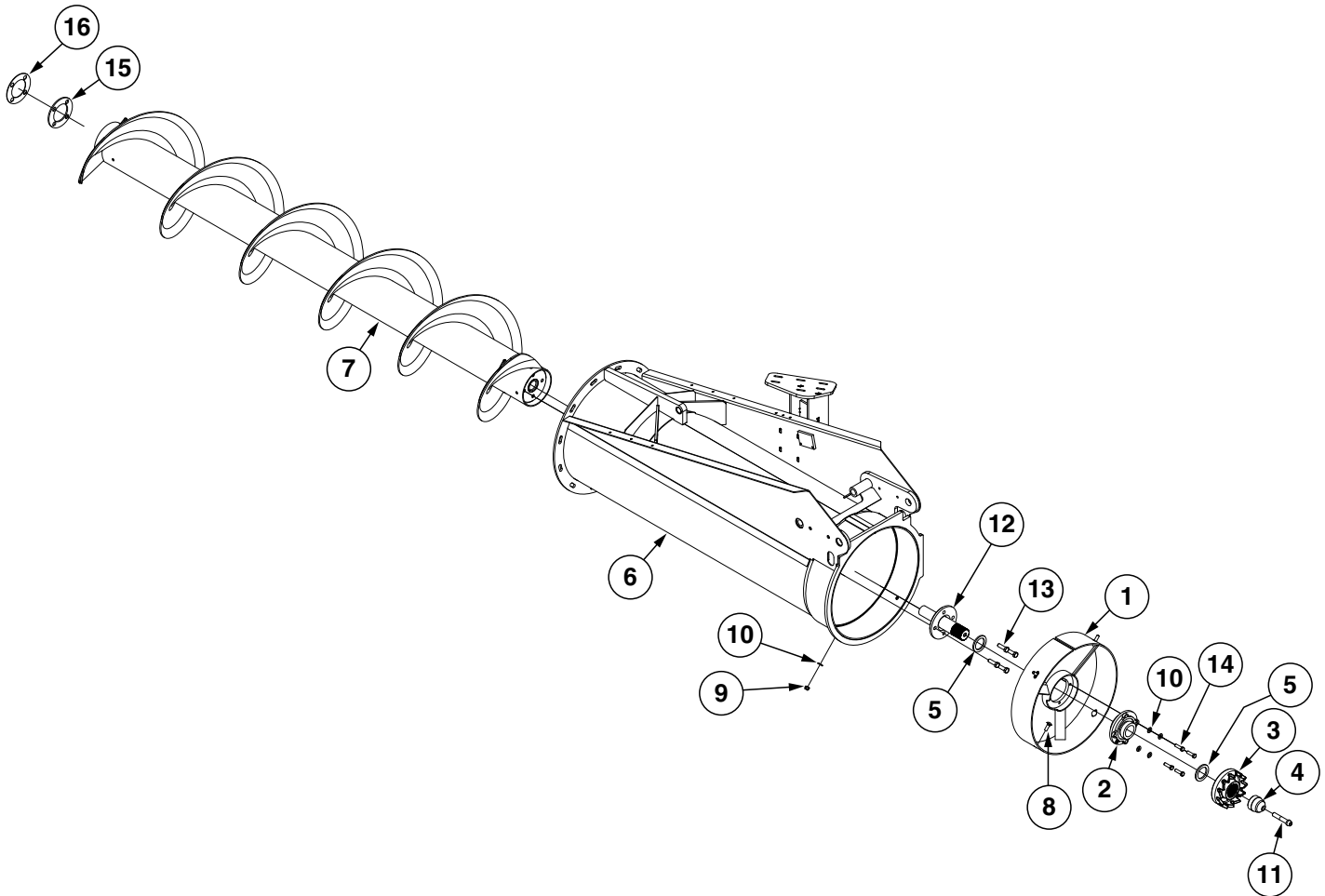
(A16788)



ITEM	PART NO.	QTY.	DESCRIPTION
1	GA15994	1	See "Lower Vertical Auger Sub Assembly" on page P27
2	GA16023	1	Auger Transport Mount
3	GA25087	1	See "Upper Vertical Auger Assembly" on page P28
4	GA16134	1	See "Auger Rotate Cylinder" on page P115
5	GD22585	1	Auger Transport Pad
6	GA9257 G10640	1	Upper Link W/Grease Fitting, 11 ⁷ / ₈ " x 15 ⁷ / ₈ " Grease Fitting, 1/4"-28

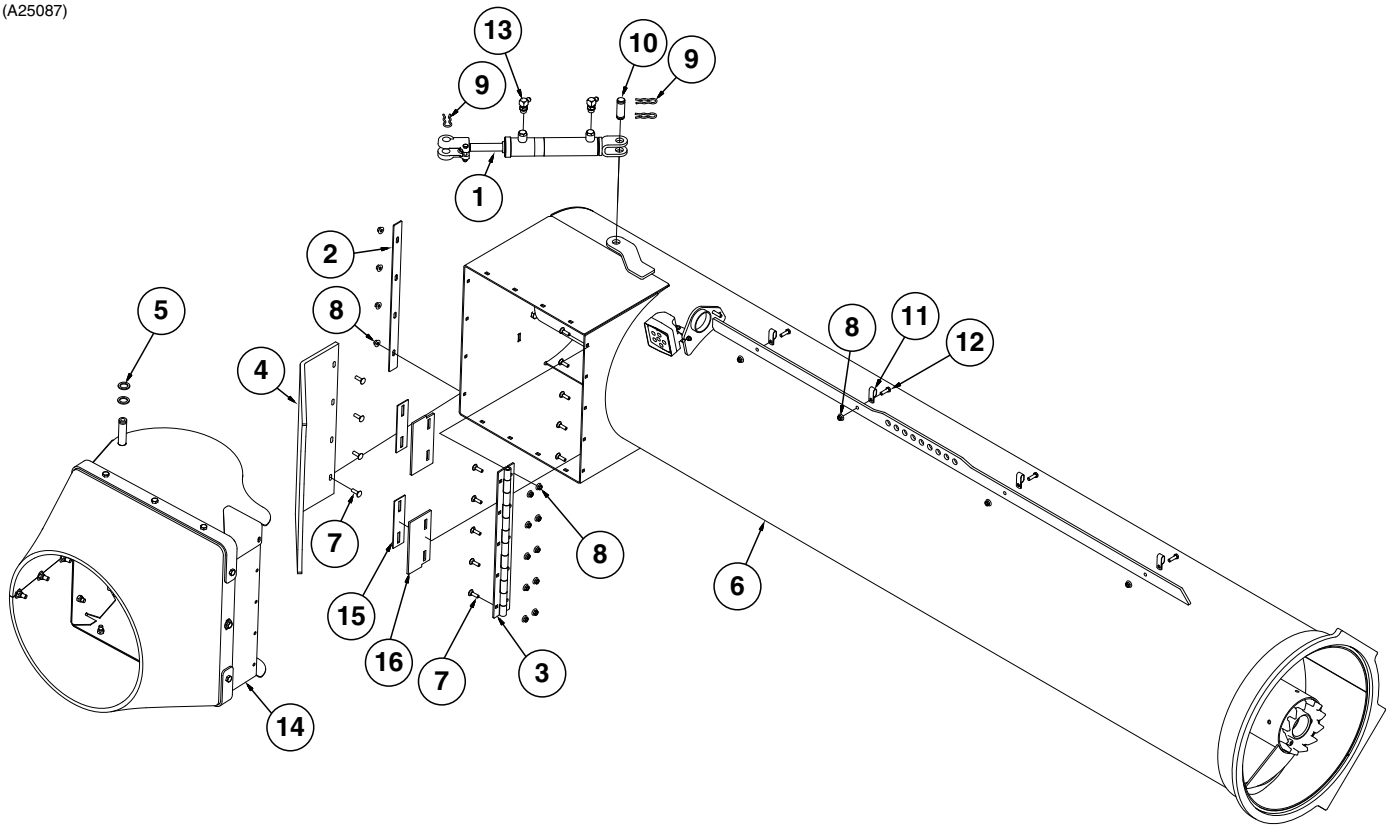
ITEM	PART NO.	QTY.	DESCRIPTION
7	GA9256	1	Lower Link W/Grease Fittings And Spring Bushing, 9½" x 17¾"
	GD14621	-	Spring Bushing
	G10640	-	Grease Fitting, ¼"-28
8	GA20808	1	See "Vertical Auger Cylinder" on page P117
9	GD13736	1	Pin, 1¼" x 13⅞"
10	GA16080	1	Auger Pin
11	GA18028	1	Auger Pivot Pin
12	GA16024	1	Grain Transfer Cover
13	GD6136	4	Pin, 1¼" x 5"
14	GA6497	2	Cam Follower W/Grease Fitting
	G10640	-	Grease Fitting, ¼"-28
15	GD10532	2	Sleeve
16	GB0409	2	Spring Washer
17	GD23211	1	Upper Link Pin
18	GA16825	1	See "Counterbalance Valve Block" on page P119
19	G10460	12	Cotter Pin, ¼" x 2"
20	G10005	12	Hex Head Cap Screw, ⅝"-11 x 1¾"
21	G11391	52	Flat Washer, ⅝" SAE
22	G10107	26	Lock Nut, ⅝"-11
23	G11387	8	Flat Washer, ⅜" SAE
24	G10001	6	Hex Head Cap Screw, ⅜"-16 x 1"
25	G11091	6	Serrated Flange Nut, ⅜"-16
26	G10047	2	Hex Head Cap Screw, ⅜"-16 x 1¾"
27	G10026	2	Hex Head Cap Screw, ¾"-10 x 2"
28	G11389	28	Flat Washer, ½" Plated SAE
29	G10228	5	Lock Washer, ½"
30	G10159	18	Washer, 1⅞"
31	G11272	3	Serrated Flange Head Elevator Bolt, ⅝"-18 x 1¼"
32	G10109	3	Lock Nut, ⅝"-18
33	GA16025	1	Vertical Cleanout
34	G10974	12	Lock Nut W/Nylon Insert, ½"-13
35	GA25096	1	Cam Roller Mount
	GD24413	-	Spring Bushing
36	G11513	6	Hex Head Cap Screw, ½"-13 x 2"
37	G11511	6	Locknut, ½"-13
38	G11512	2	Hex Set Screw, ⅜"-16 x ½"
39	---	1	See "Electrical Schematic" on page P123
40	G10322	3	Machine Bushing, 1¼", 18 Gauge (.0478")
41	G11530	2	Machine Bushing, 2¼" x 1.265", 12 Gauge (.1046")
42	GD18828	1	Washer
43	G10450	5	Machine Bushing, 1½", 18 Gauge (.0478")
44	G11531	2	Machine Bushing, 2¼" x 1⅞", 12 Gauge (.1046")
45	GD29033	1	Relay, 6 Amp
46	G10017	5	Hex Head Cap Screw, ½"-13 x 1½"
47	GD26196	1	1½" Collar
48	G10038	1	Hex Head Cap Screw, ½"-13 x 3"
49	G10111	1	Lock Nut, ½"-13
50	GA22299	1	Vertical Auger Pivot
51	GD31503	2	Auger Pivot Shim
52	G10006	14	Hex Head Cap Screw, 5/8"-11 x 2 ¼"
53	G11334	4	Washer, 1⅞" O.D. x 1⅞" I.D.

(A15994)



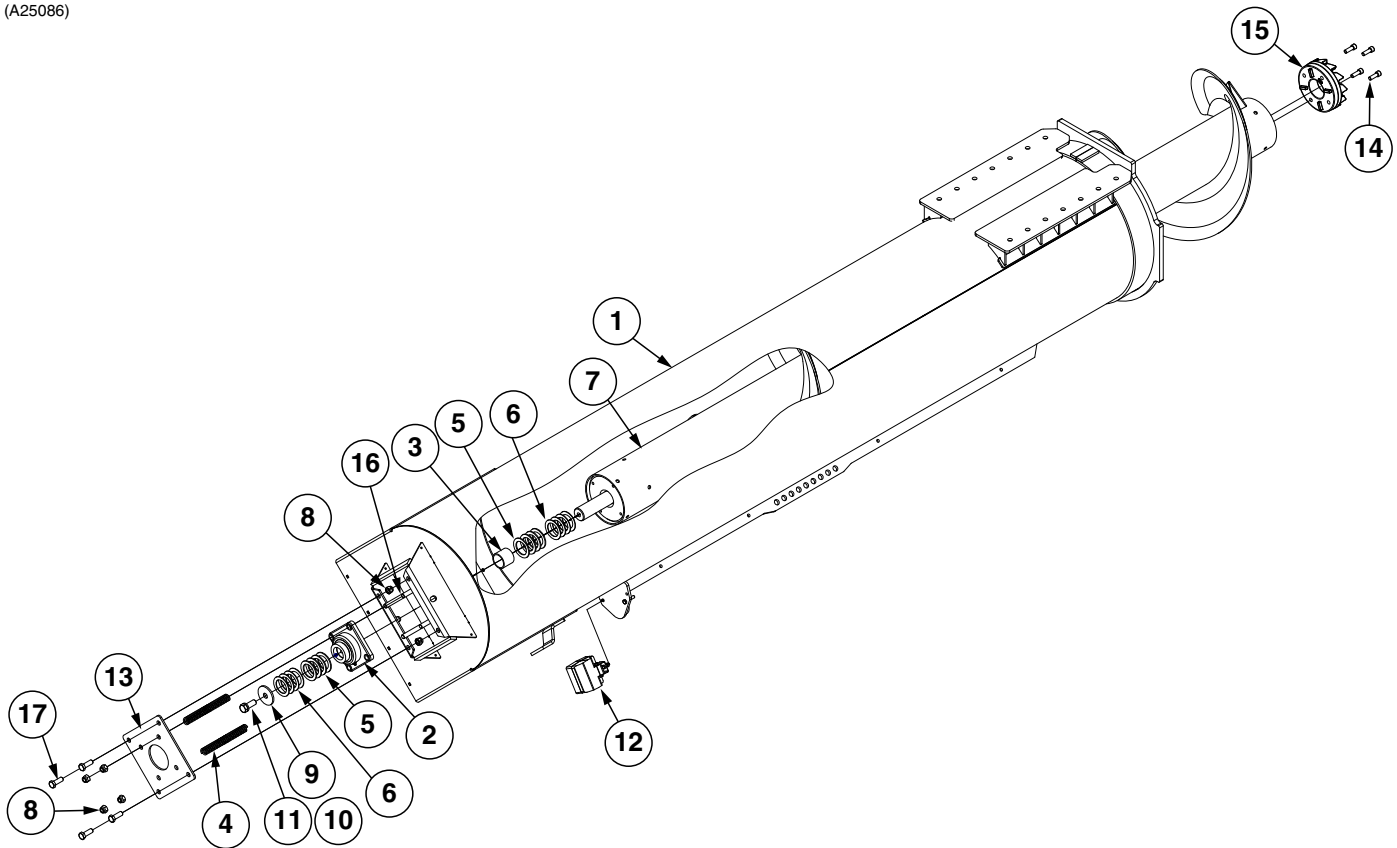
ITEM	PART NO.	QTY.	DESCRIPTION
1	GA18392	1	Vertical Auger Hanger
2	GA18517	1	4-Bolt Flange Bearing, 2 ⁷ / ₁₆ "
3	GD29792	1	Lower Coupler
4	GD26892	1	Vertical Pilot Cone
5	GD29312	2	Coupler Washer
6	GA21414	1	Lower Auger Housing
7	GA15977	1	Lower Vertical Auger
8	G10636	4	Carriage Bolt, 1/2"-13 x 1 1/2"
9	G10111	4	Lock Nut, 1/2"-13
10	G11389	8	Flat Washer, 1/2" Plated SAE
11	GD25419	1	Hex Socket Head Cap Screw, 3/4"-10 x 4", Grade 5 (Modified)
12	GA18487	1	Lower Auger Spindle
13	G11174	4	Hex Head Cap Screw, 5/8"-11 x 2"
14	G10039	4	Hex Head Cap Screw, 1/2"-13 x 1 3/4"
15	GD25033	1	Lower Auger Shim, 1/4"
16	GD25034	1	Lower Auger Shim, 12 Gauge (.0146")

(A25087)



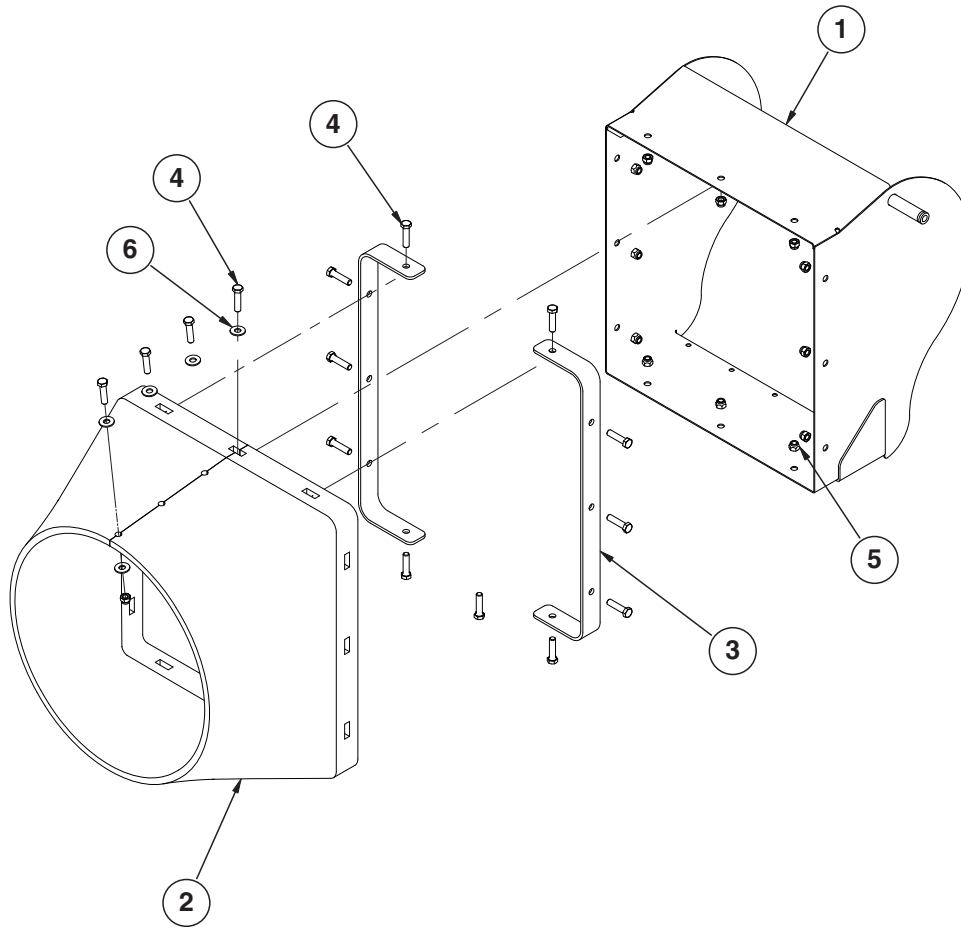
ITEM	PART NO.	QTY.	DESCRIPTION
1	GA21166	1	See "Hydraulic Flow Gate, Rear Assembly (1105)" on page P53
2	GD23138	1	Diverter Bar
3	GA16001	1	Continuous Hinge
4	GD23139	1	Diverter Flap
5	G10233	2	Machine Bushing, 1½" x ½", 10 Gauge (.1345")
6	---	1	See "Upper Vertical Auger Sub Assembly" on page P29
7	G10599	14	Carriage Bolt, ¾"-16 x 1¼"
8	G11091	18	Serrated Flange Nut, ¾"-16
9	GR0193	3	Hair Pin Clip
10	GR0367	1	Pin, 1" x 2⅞"
11	GD17161	4	Double Insulated Clamp
12	G10004	4	Hex Head Cap Screw, ¾"-16 x 1¼"
13	G6801-06-08 GR1037	2 -	Elbow W/O-Ring, 90°, ⅝"-18 Male JIC To ¾"-16 O-Ring O-Ring
14	---	1	See "Upper Vertical Auger Discharge Hood" on page P30
15	GD26384	2	Hinge Cover Back Plate
16	GD26383	2	Hinge Cover

(A25086)



ITEM	PART NO.	QTY.	DESCRIPTION
1	GA25085	1	Upper Auger Housing
2	GA0449	1	Bearing W/Lock Collar, Set Screw And Grease Fitting, 2"
3	GD3457-09	1	Sleeve, 2" x 2¼" Long
4	GD6433	4	Spring
5	G10234	8	Machine Bushing, 2⅞", 10 Gauge (.1345")
6	G10336	8	Machine Bushing, 2⅞", 14 Gauge (.0747")
7	GA15979	1	Upper Vertical Auger
8	G10107	8	Lock Nut, ⅝"-11
9	GD9592	1	Special Washer
10	G10231	1	Lock Washer, ¾"
11	G10026	1	Hex Head Cap Screw, ¾"-10 x 2"
12	GA15472	1	Work Light
13	GD13778	1	Spring Plate
14	G11559	4	Hex Socket Head Cap Screw, ½"-13 x 1½", Grade 8
15	GD29793	1	Upper Coupler
16	G10068	4	Hex Head Cap Screw, ⅝"-11 x 6"
17	G10005	4	Hex Head Cap Screw, ⅝"-11 x 1¾"

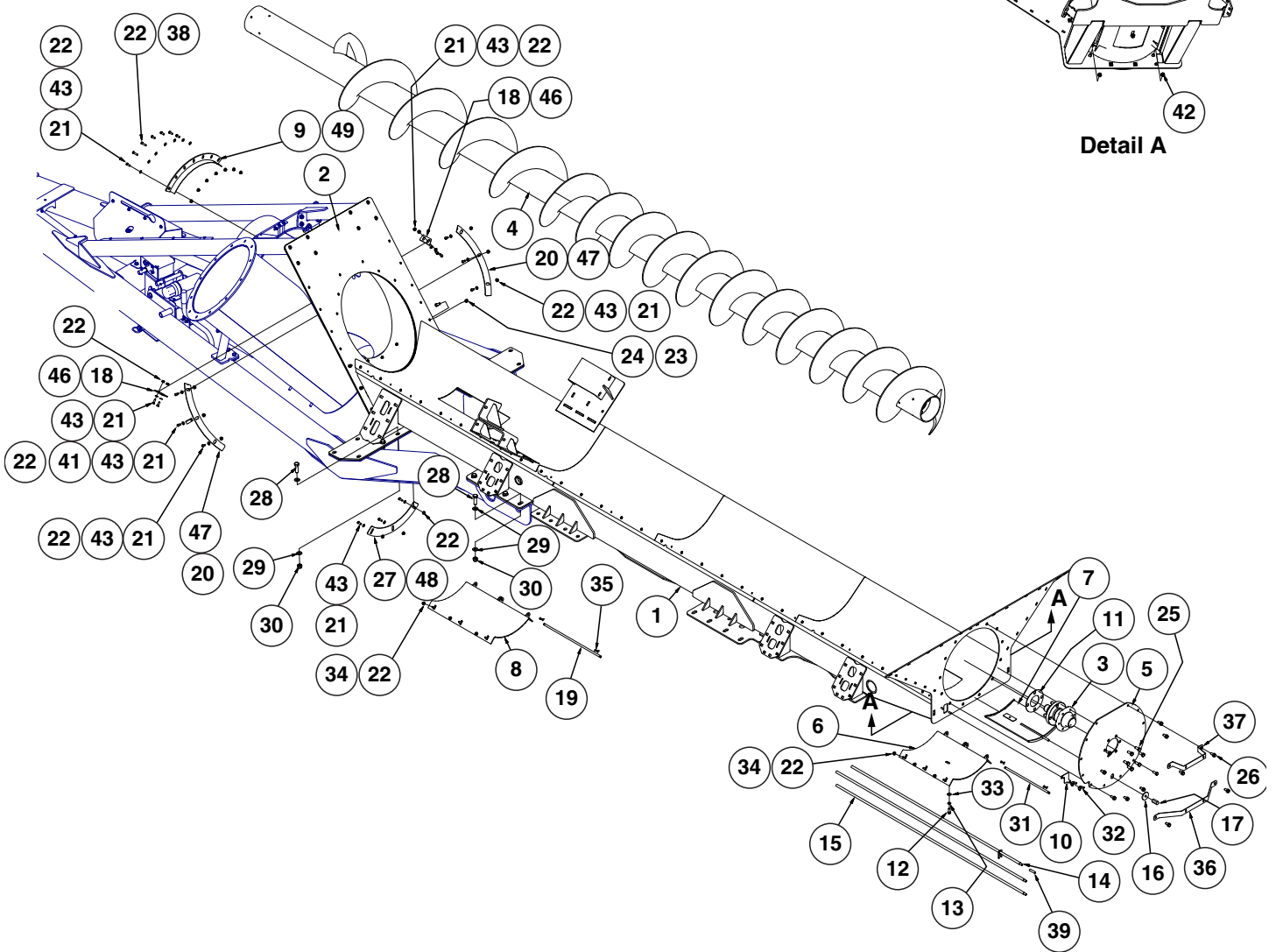
(IP1390)



ITEM	PART NO.	QTY.	DESCRIPTION
1	GA16002	1	Adjustable Discharge Hood
2	GD23140	1	Rubber Belting
3	GD23141	2	Side Mount Plate
4	G10016	15	Hex Head Cap Screw, 1/2"-13 x 2"
5	G10111	15	Lock Nut, 1/2"-13
6	G10216	8	Washer, 1/2" USS

(A16793-03)

1305 Model Shown

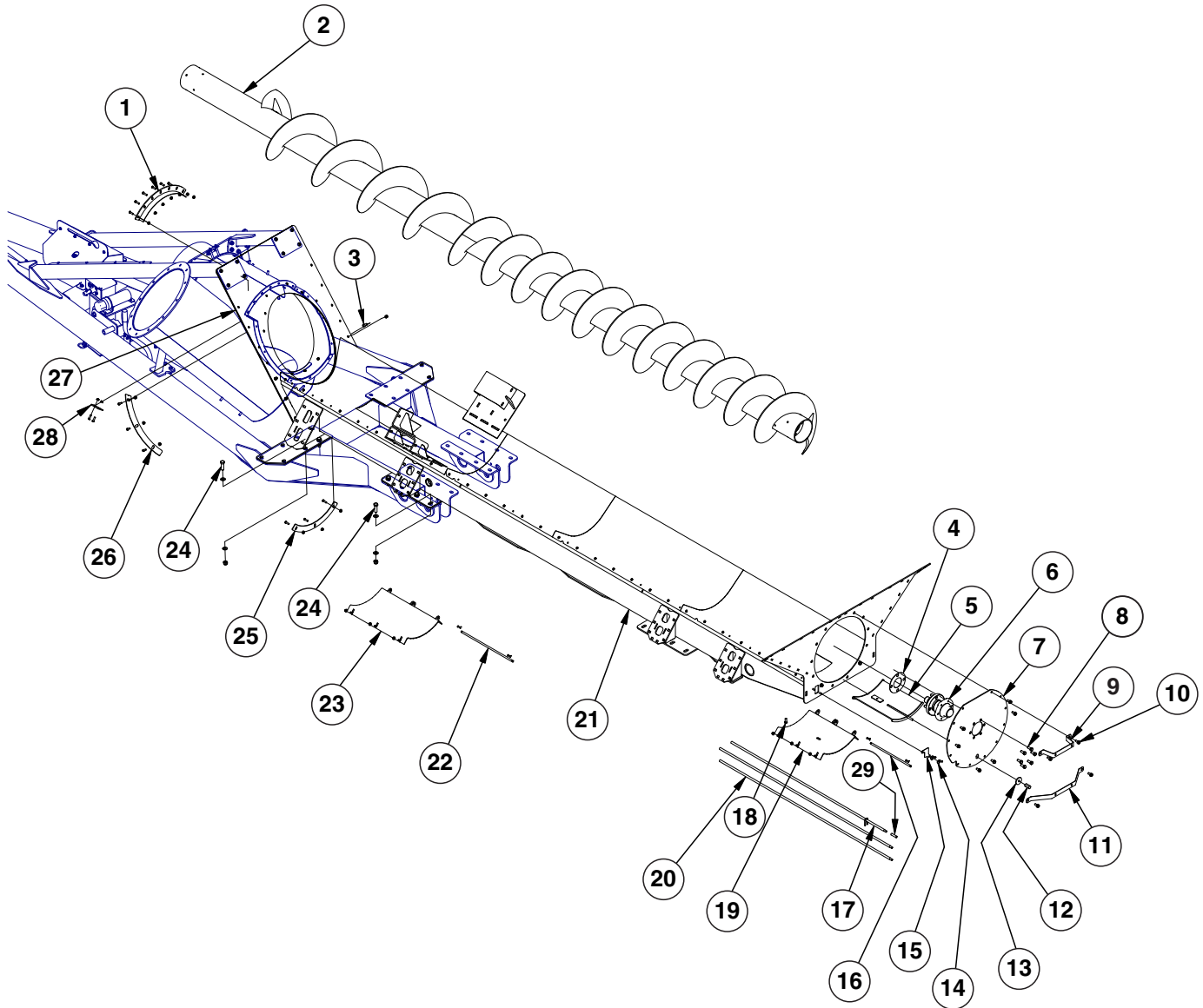


ITEM	PART NO.	QTY.	DESCRIPTION
1	A20219	1	Frame, Flotation/Track (1105) Non-Stock Item
	A20215	-	Frame, Flotation/Track (1205/1305) Non-Stock Item
	A20217	-	Frame, Flotation/Track (1500) Non-Stock Item
2	GA25120	-	See "Inner Grain Transfer" on page P35
3	GA15991	1	See "Horizontal Auger Drive Hub Assembly" on page P12
4	GA15984	1	Horizontal Auger (1205/1305)
	GA16196	1	Horizontal Auger (1105)
	GA16198	1	Horizontal Auger (1500)
5	GD23343	1	Rear Horizontal Auger Cover
6	GA16726	1	Rear Cleanout Door
7	GA18074	1	Cleanout Sweep
8	GA16056	1	Front Cleanout Door (1205/1305/1500 Only)
9	GA17973	1	Upper Bolt Plate
10	GD23483	1	Storage Cover Plate
11	GD23893	1	Auger Shim
12	G10037	1	Hex Head Cap Screw, 1/2"-13 x 1 1/4"

ITEM	PART NO.	QTY.	DESCRIPTION
13	G10228	1	Lock Washer, 1/2"
14	GA16053	1	Cleanout Push Rod (1205/1305)
	GA16405	-	Cleanout Push Rod (1105)
	GA16275	-	Cleanout Push Rod (1500)
15	GA16054	2	Cleanout Push Rod Assembly (1205/1305)
	GA16403	-	Cleanout Push Rod Assembly (1105)
	GA16274	-	Cleanout Push Rod Assembly (1500)
16	GD13804	1	Slide Pan Washer
17	GD13805	1	Slide Pan Nut
18	GD26432	2	Bolt Plate
19	GD22750	1	Hinge Pin (1305 Only)
	G10465	1	Cotter Pin, 1/4" x 1 1/4"
20	GD26428	2	Side Filler Bolt Plate
21	G10001	18	Hex Head Cap Screw, 3/8"-16 x 1"
22	G11091	26	Serrated Flange Nut, 3/8"-16
23	G10017	10	Hex Head Cap Screw, 1/2"-13 x 1 1/2"
24	G10111	10	Lock Nut, 1/2"-13
25	GR0270	6	Lug Bolt, 9/16"-18
26	G11413	12	Hex Socket Flange Cap Screw, 1/2"-13 x 1", Grade 5
27	GD26430	1	Lower Filler Bolt Plate
28	G10027	24	Hex Head Cap Screw, 3/4"-10 x 2 1/2"
29	G11392	48	Flat Washer, 3/4" SAE
30	G10112	24	Lock Nut, 3/4"-10
31	GD24494	1	Rear Hinge Pin
32	G10163	2	Wing Nut, 3/8"-16
33	G11389	1	Flat Washer, 1/2" Plated SAE
34	G10599	6	Carriage Bolt, 3/8"-16 x 1 1/4"
35	G10465	4	Cotter Pin, 1/4" x 1 1/4"
36	GD24836	1	Lower SMV Bracket
37	GD24835	1	Upper SMV Bracket
38	G10003	2	Hex Head Cap Screw, 3/8"-16 x 1 1/2"
39	G11051	1	Hex Socket Set Screw, 1/2"-13 X 2"
40	---	---	---
41	GD17161	1	Double Insulated Clamp
42	G10071	4	Serrated Flange Nut, 1 1/2"-13
43	G11387	18	Flat Washer, 3/8" SAE
44	GD26441-01	1	Grain Transfer Weather Strip, 22"
45	GD26442-03	1	Grain Transfer Weather Strip, 19"
46	GD26442-01	2	Grain Transfer Weather Strip, 3 3/4"
47	GD26442-02	2	Grain Transfer Weather Strip, 20 1/2"

(IP1392)

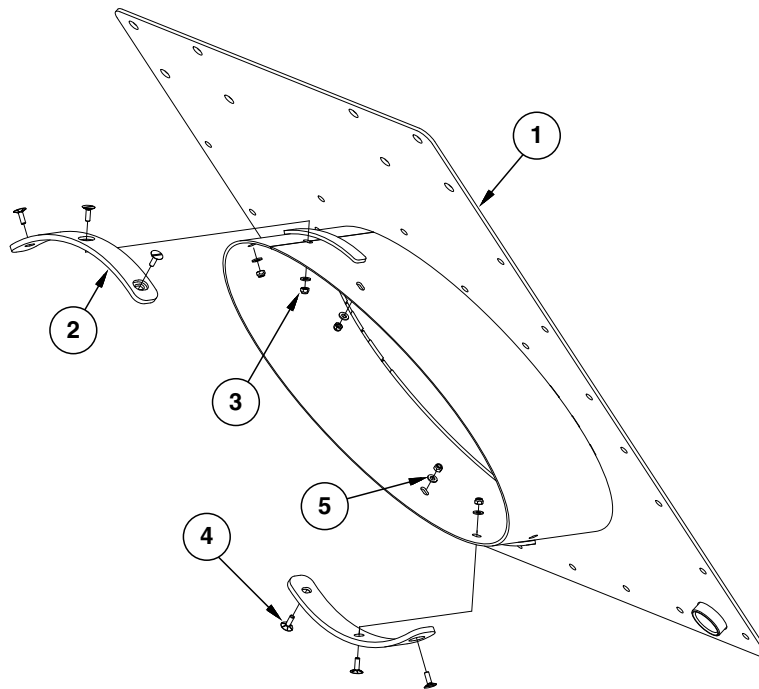
1305 Model Shown



ITEM	PART NO.	QTY.	DESCRIPTION
1	GA17973 G10004 G11091 GD26441-01	1 - - -	Upper Bolt Plate Hex Head Cap Screw, 3/8"-16 x 1 1/4" Serrated Flange Nut, 3/8"-16 Grain Transfer Weather Strip, 22"
2	GA15984 GA16196	1 1	Horizontal Auger (1305) Horizontal Auger (1105)
3	G10017 G10111	10 10	Hex Head Cap Screw, 1/2"-13 x 1 1/2" Lock Nut, 1/2"-13
4	GD23893	1	Auger Shim
5	GA17154	1	Cleanout
6	GA15991	1	See "Horizontal Auger Drive Hub Assembly" on page P12
7	GD23343	1	Horizontal Auger Rear Cover
8	GR0270	6	Lug Bolt, 9/16"-18

ITEM	PART NO.	QTY.	DESCRIPTION
9	GD24835	1	Upper SMV Bracket
10	G11413	10	Hex Socket Flange Cap Screw, ½"-13 x 1", Grade 5
11	GD24836	1	Lower SMV Bracket
12	GD13805	1	Slide Pan Nut
13	GD13804	1	Slide Pan Washer
14	G10163	2	Wing Nut, ⅜"-16
15	GD23483	1	Storage Cover Plate
16	GD24494 G10465	1	Rear Hinge Pin Cotter Pin, ¼" x 1¼"
17	GA16053 GA16405	1	Cleanout Push Rod (1305) Cleanout Push Rod (1105)
18	G10037	1	Hex Head Cap Screw, ½"-13 X 1¼"
	G11389	1	Flat Washer, ½" Plated SAE
	G10228	1	Lock Washer, ½"
19	GA16726	1	Rear Cleanout Door
	G10599	-	Carriage Bolt, ⅜"-16 x 1¼"
	G11091	-	Serrated Flange Nut, ⅜"-16
20	GA16054	2	Cleanout Push Rod Assembly (1305)
	GA16403	1	Cleanout Push Rod Assembly, (1105)
	G11051	1	Hex Socket Set Screw, ½"-13 x 2"
21	GA16976	1	Frame (1205/1305)
	GA16978	1	Frame (1105)
22	GD22750 G10465	1	Hinge Pin (1205/1305) Cotter Pin, ¼" x 1¼" (1205/1305)
23	GA16056	1	Front Cleanout Door (1305)
	G10599	-	Carriage Bolt, ⅜"-16 x 1¼" (1305)
	G11091	-	Serrated Flange Nut, ⅜"-16 (1305)
24	G10027	24	Hex Head Cap Screw, ¾"-10 x 2½"
	G11392	48	Flat Washer, ¾" SAE
	G10112	24	Lock Nut, ¾"-10
25	GD26430	1	Lower Filler Bolt Plate
	G10004	-	Hex Head Cap Screw, ⅜"-16 x 1¼"
	G11091	-	Serrated Flange Nut, ⅜"-16
	GD26442-03	-	Grain Transfer Weather Strip, 19"
26	GD26428	2	Side Filler Bolt Plate
	G10004	-	Hex Head Cap Screw, ⅜"-16 x 1¼"
	G11091	-	Serrated Flange Nut, ⅜"-16
	GD26442-02	-	Grain Transfer Weather Strip, 20½"
27	GA25120	1	See "Inner Grain Transfer" on page P35
28	GD26432	2	Bolt Plate
	G10004	-	Hex Head Cap Screw, ⅜"-16 x 1¼"
	G11091	-	Serrated Flange Nut, ⅜"-16
	GD26442-01	-	Grain Transfer Weather Strip, 3¾"
29	G11051	1	Hex Socket Set Screw, ½"-13 X 2"

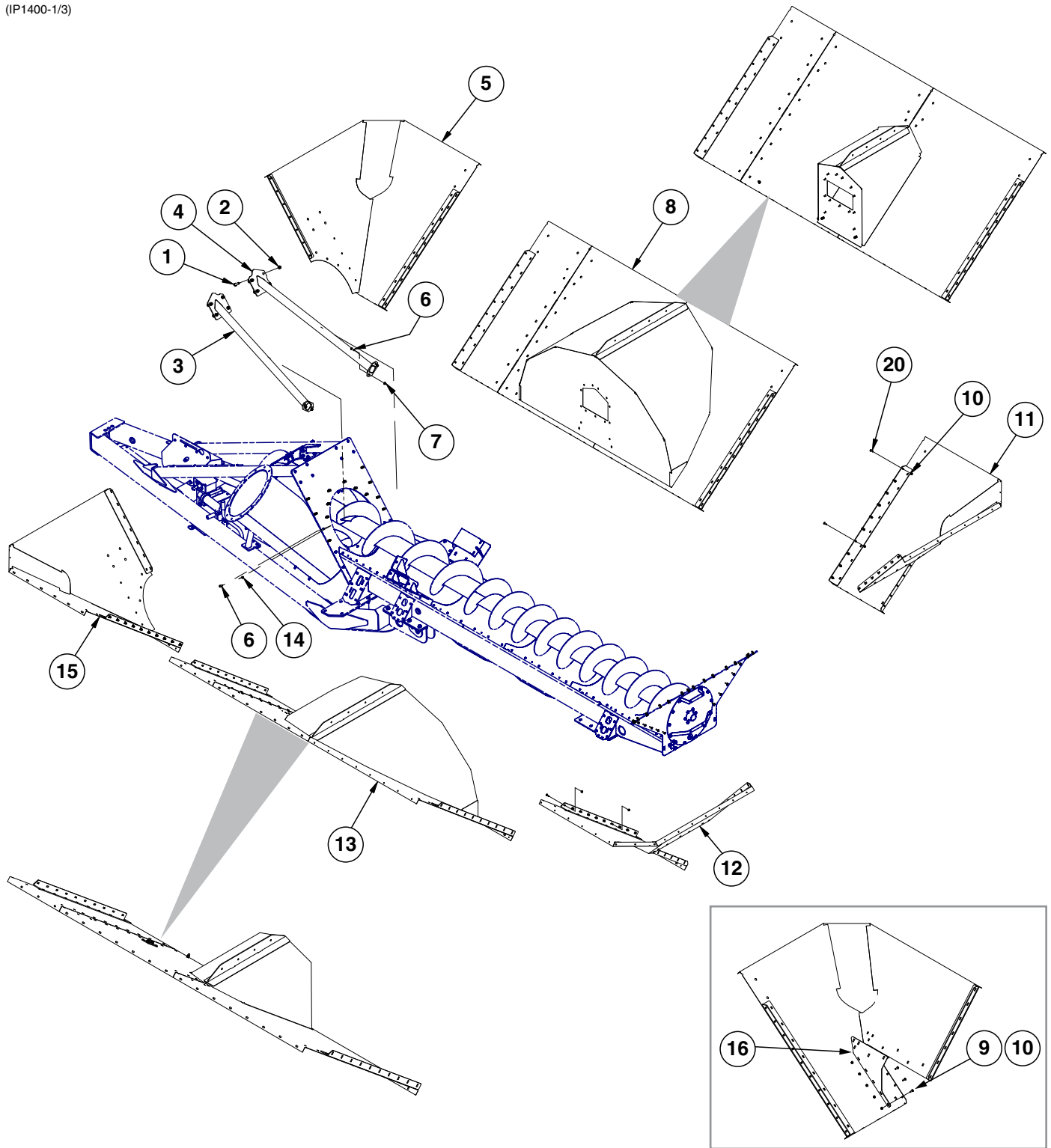
(IP1415)



ITEM	PART NO.	QTY.	DESCRIPTION
1	GA25120	1	Inner Grain Transfer
2	GD26023	2	Rotate Wear Pad
3	G10109	6	Lock Nut, 5/16"-18
4	G11192	6	Bolt, 5/16"-18 x 1"
5	G11386	6	Flat Washer, 5/16" SAE
A	GA25121	1	Inner Grain Transfer (Includes Items 1-5)

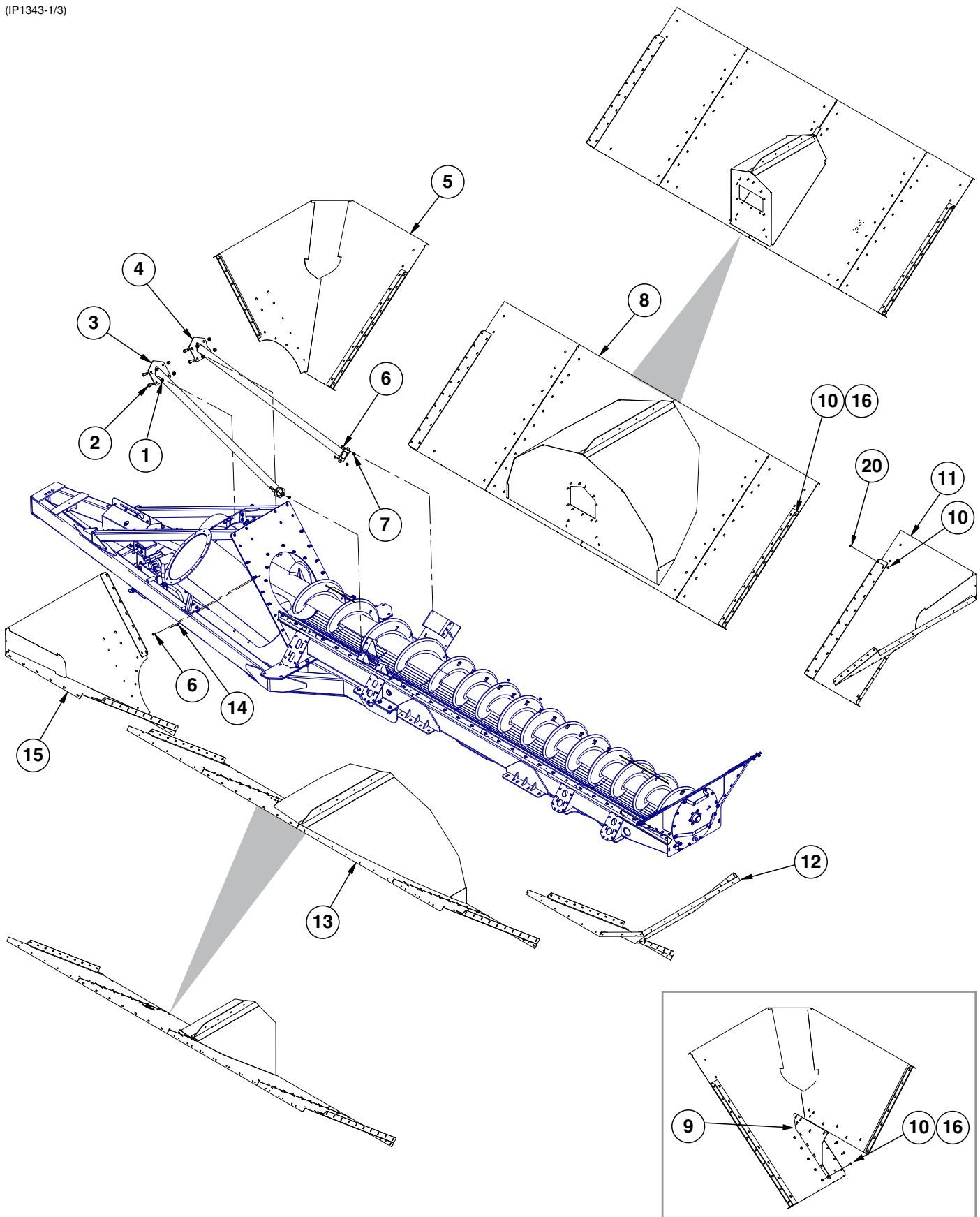
This page left blank intentionally.

(IP1400-1/3)



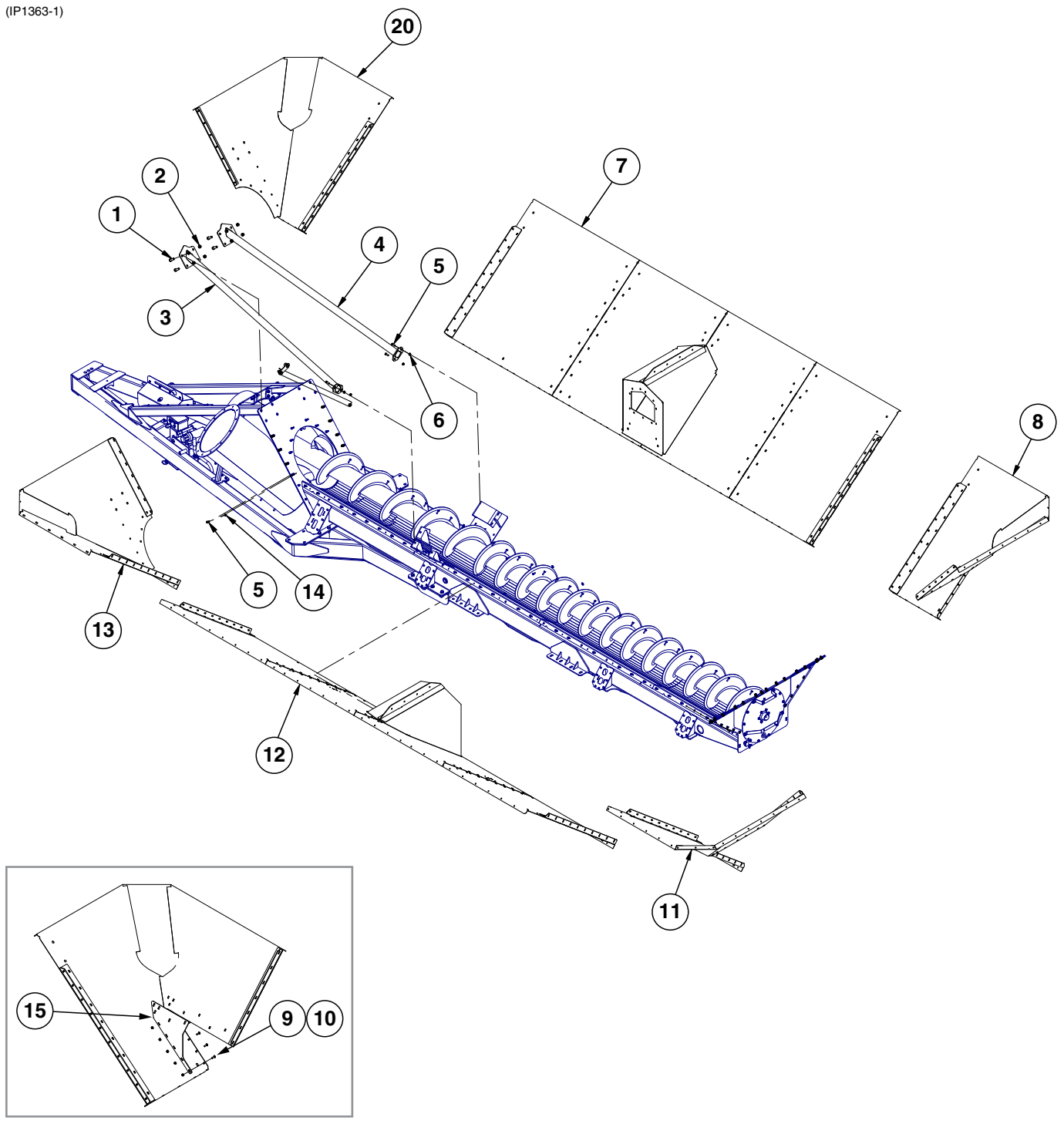
ITEM	PART NO.	QTY.	DESCRIPTION
1	G10027	8	Hex Head Cap Screw, 3/4"-10 x 2 1/2"
	G11392	8	Flat Washer, 3/4" SAE
2	G10112	8	Lock Nut, 3/4"-10
3	---	1	See "Inner Truss Support" on page P43
4	---	1	See "Inner Truss Support" on page P43
5	GA16022	1	Front Tank Corner
6	G10017	18	Hex Head Cap Screw, 1/2"-13 x 1 1/2"
7	G10071	4	Serrated Flange Nut, 1/2"-13
8	GA16742	1	Lower Tank Side (1105 Flotation and Row Crop)
	GA16266	-	Lower Tank Side (1105 Track)
9	G10599	10	Carriage Bolt, 3/8"-16 x 1 1/4"
10	G11091	80	Serrated Flange Nut, 3/8"-16
11	GA16030	1	Rear Tank Corner
12	GA16029	1	Rear Tank Corner
13	GA16741	1	Lower Tank Side (1105 Flotation and Row Crop)
	GA16267	-	Lower Tank Side (1105 Track)
14	G10111	24	Lock Nut, 1/2"-13
15	GA16021	1	Front Corner Tank
16	GD29559	2	Lower Clamp Plate, L.H.
	GD29560	2	Lower Clamp Plate, R.H.
17	GD24928	1	Adjustable Tank Flange Plate, R.H.
	GD24927	1	Adjustable Tank Flange Plate, L.H.
18	G10599	4	Carriage Bolt, 3/8"-16 x 1 1/4"
	G11091	4	Serrated Flange Nut, 3/8"-16
19	GD24970	1	R.H. Rear Inner Cover
	GD24971	1	L.H. Rear Inner Cover
20	G10599	70	Carriage Bolt, 3/8"-16 x 1 1/4"

(IP1343-1/3)



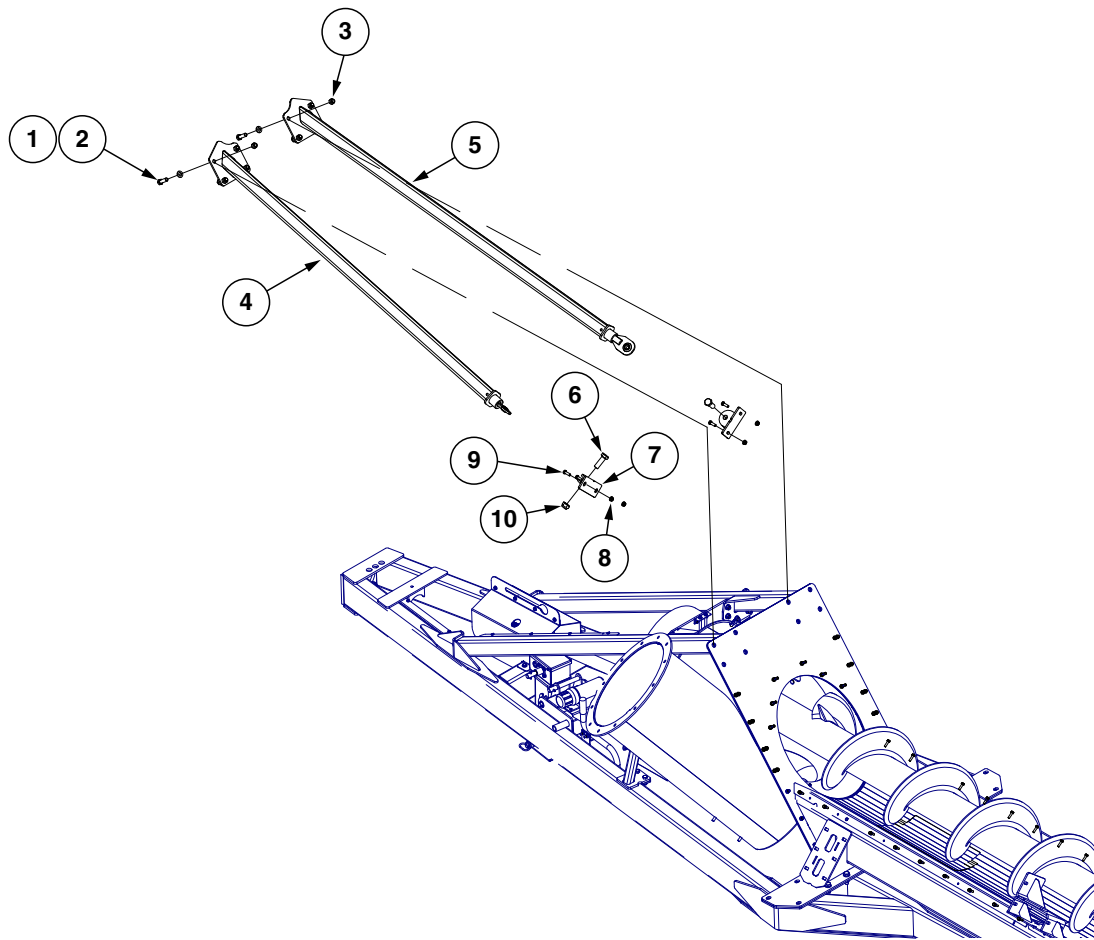
ITEM	PART NO.	QTY.	DESCRIPTION
1	G10112	8	Lock Nut, 3/4"-10
	G11392	8	Flat Washer, 3/4" SAE
2	G10027	8	Hex Head Cap Screw, 3/4"-10 x 2 1/2"
	G11392	8	Flat Washer, 3/4" SAE
3		1	See "Inner Truss Support" on page P43
4		1	See "Inner Truss Support" on page P43
5	GA16022	1	Front Tank Corner
6	G10017	18	Hex Head Cap Screw, 1/2"-13 x 1 1/2"
7	G10071	4	Serrated Flange Nut, 1/2"-13
8	GA16708	1	Lower Tank Side (1205/1305 Flotation and Row Crop)
	GA16034	-	Lower Tank Side (1205/1305 Track)
9	GD29559	2	Lower Clamp Plate, L.H.
	GD29560	2	Lower Clamp Plate, R.H.
10	G11091	80	Serrated Flange Nut, 3/8"-16
11	GA16030	1	Rear Tank Corner
12	GA16029	1	Rear Tank Corner
13	GA16707	1	Lower Tank Side (1205/1305 Flotation and Row Crop)
	GA16033	-	Lower Tank Side (1205/1305 Track)
14	G10111	28	Lock Nut, 1/2"-13
15	GA16021	1	Front Corner Tank
16	G10599	10	Carriage Bolt, 3/8"-16 x 1 1/4"
17	GD24928	1	Adjustable Tank Flange Plate, R.H.
	GD24927	1	Adjustable Tank Flange Plate, L.H.
18	G10599	4	Carriage Bolt, 3/8"-16 x 1 1/4"
	G11091	4	Serrated Flange Nut, 3/8"-16
19	GD24970	1	R.H. Rear Inner Cover
	GD24971	1	L.H. Rear Inner Cover
20	G10599	70	Carriage Bolt, 3/8"-16 x 1 1/4"

(IP1363-1)



ITEM	PART NO.	QTY.	DESCRIPTION
1	G10027	8	Hex Head Cap Screw, 3/4"-10 x 2 1/2"
	G11392	8	Flat Washer, 3/4" SAE
2	G10112	8	Lock Nut, 3/4"-10
3	GA16815	1	See "Inner Truss Support" on page P43
4	GA16814	1	See "Inner Truss Support" on page P43
5	G10017	18	Hex Head Cap Screw, 1/2"-13 x 1 1/2"
6	G10071	4	Serrated Flange Nut, 1/2"-13
7	GA16498	1	Lower Tank Side (1500 Flotation)
8	GA16030	1	Rear Tank Corner
9	G11091	80	Serrated Flange Nut, 3/8"-16
10	G10599	80	Carriage Bolt, 3/8"-16 x 1 1/4"
11	GA16029	1	Rear Tank Corner
12	GA16497	1	Lower Tank Side (1500 Flotation)
13	GA16021	1	Front Corner Tank
14	G10111	28	Lock Nut, 1/2"-13
15	GD29559	2	Lower Clamp Plate, L.H.
	GD29560	2	Lower Clamp Plate, R.H.
16	---	-	---
17	---	-	---
18	---	-	---
19	---	-	---
20	GA16022	1	Front Tank Corner

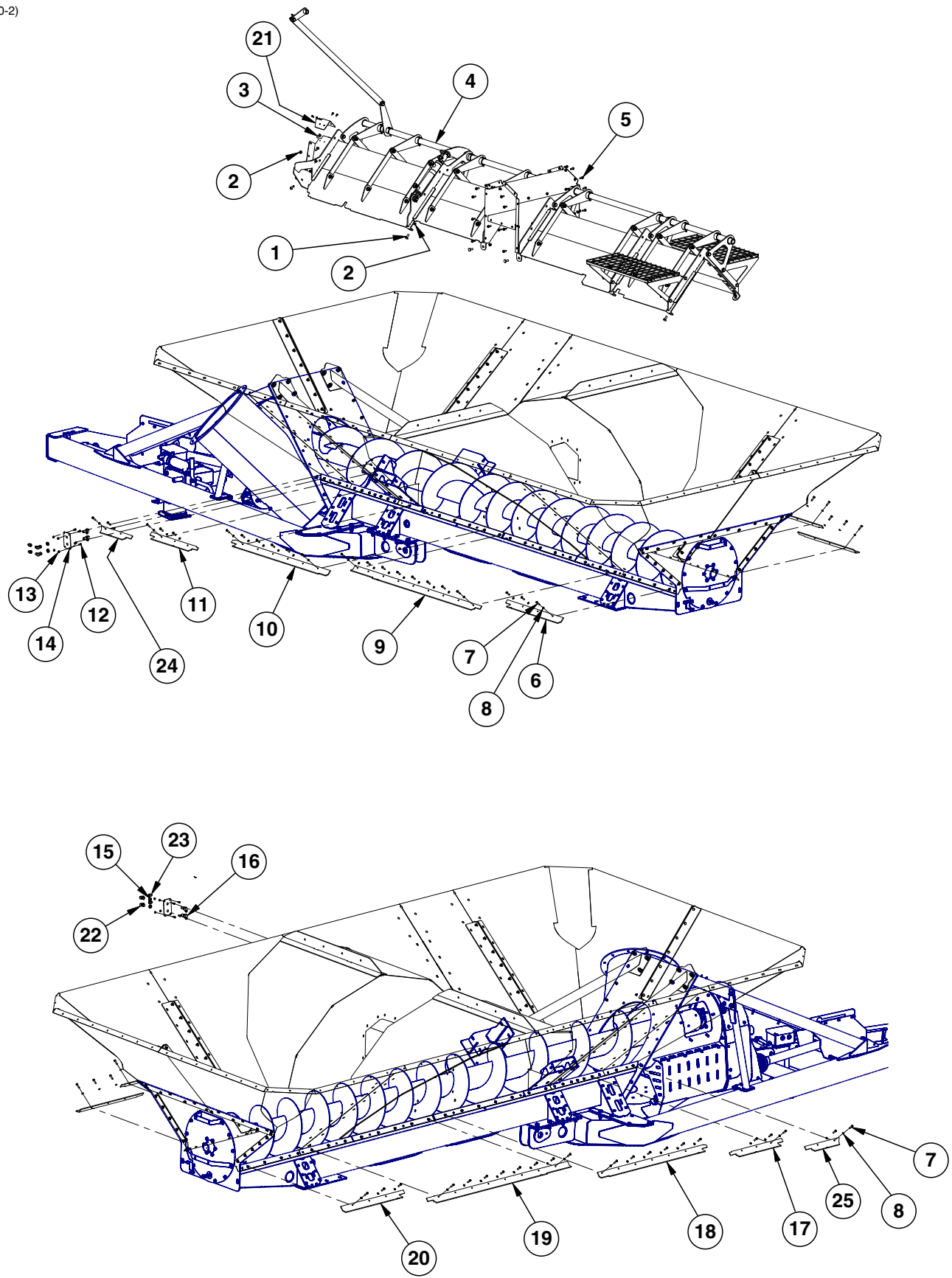
(TP1335)



ITEM	PART NO.	QTY.	DESCRIPTION
1	G11392	8	Flat Washer, 3/4" SAE
2	G10027	8	Hex Head Cap Screw, 3/4"-10 x 2 1/2"
3	G10112	8	Lock Nut, 3/4"-10
4	GA21663	1	Lower Tub Truss Support Assembly (1105)
	GA21665	1	Lower Tub Truss Support Assembly (1205/1305)
	GA21669	1	Lower Tub Truss Support Assembly (1500)
	GA20224	1	Ball Joint Assembly
5	GA21662	1	Lower Tub Truss Support Assembly (1105)
	GA21664	1	Lower Tub Truss Support Assembly (1205/1305)
	GA21668	1	Lower Tub Truss Support Assembly (1500)
	GA20224	1	Ball Joint Assembly
6	G10119	2	Hex Head Cap Screw, 1"-8 x 3"
7	GA21006	2	Pivot Bracket (1105)
	GA20225	2	Pivot Bracket (1205/1305)
	GA20230	2	Pivot Bracket (1500)
8	G10071	4	Serrated Flange Nut, 1/2"-13
9	G10017	2	Hex Head Cap Screw, 1/2"-13 x 1 1/2"
10	G10396	2	Lock Nut, 1"-8

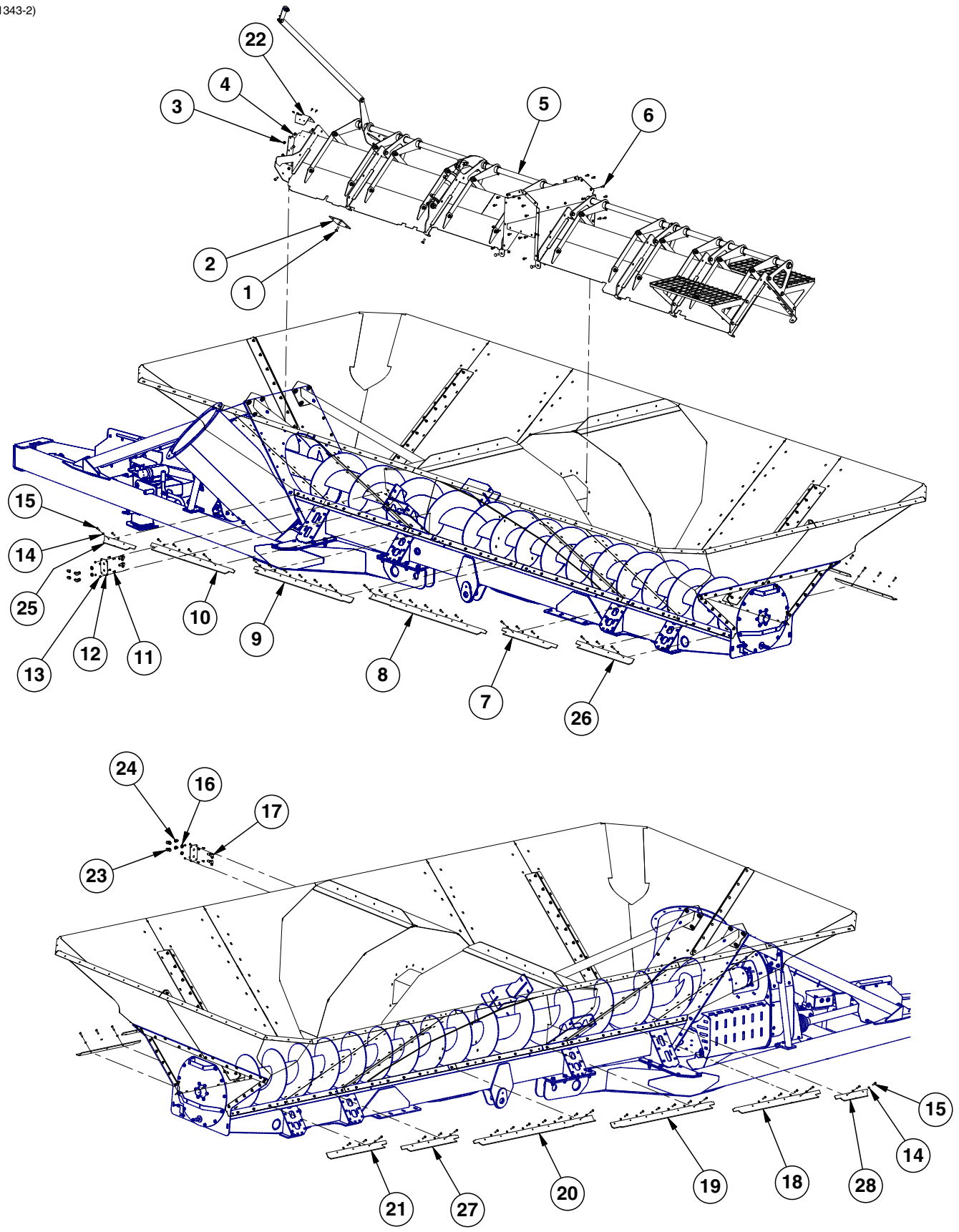
This page left blank intentionally.

(IP1400-2)



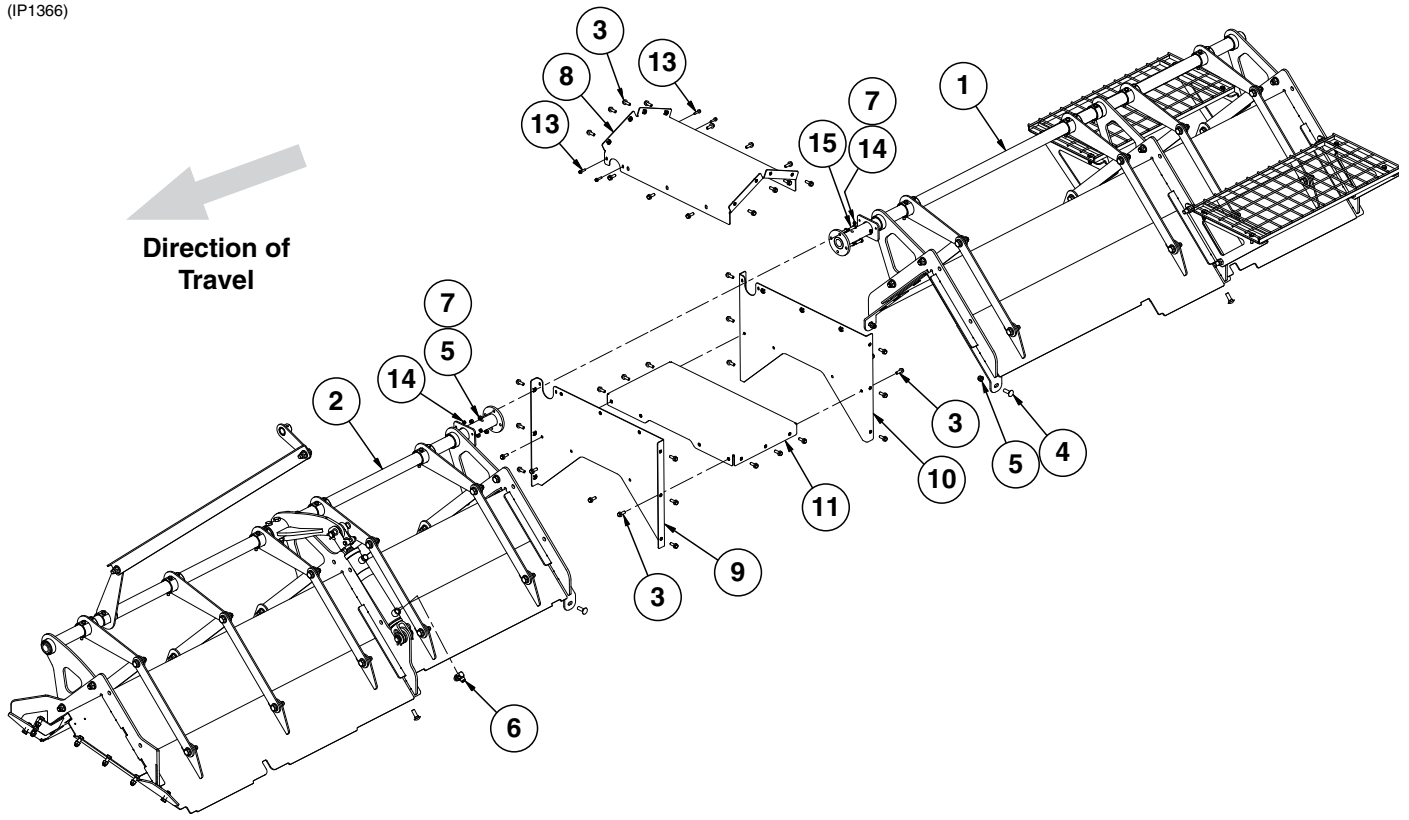
ITEM	PART NO.	QTY.	DESCRIPTION
1	G10636	10	Carriage Bolt, ½"-13 x 1½"
2	G10111	24	Lock Nut, ½"-13
3	G10017	18	Hex Head Cap Screw, ½"-13 x 1½"
4	---	-	See "Hydraulic Flow Gate (1105)" on page P49
5	G11124	40	Hex Serrated Flange Cap Screw, ⅜"-16 x 1"
6	GD26453	1	L.H. Rear Side Panel Clamp
7	G10003	45	Hex Head Cap Screw, ⅜"-16 x 1½"
8	G10229	45	Lock Washer, ⅜"
9	GD26405	1	L.H. Mid-Rear Side Panel Clamp
10	GD26397	1	L.H. Mid-Front Side Panel Clamp
11	GD26403	1	L.H. Front Side Panel Clamp
12	G10043	4	Hex Head Cap Screw, ⅝"-18 x ¾"
13	G10620	4	Serrated Flange Nut, ⅝"-18
14	GD24006	1	Flow Gate Cylinder Bulkhead
15	G306-08	2	Lock Nut, ¾"-16
16	G2701-08	2	Bulkhead Tube Union, ¾"-16 Male JIC
17	GD26402	1	R.H. Front Side Panel Clamp
18	GD26398	1	R.H. Mid-Front Side Panel Clamp
19	GD26404	1	R.H. Mid-Rear Side Panel Clamp
20	GD26400	1	R.H. Rear Side Panel Clamp
21	GD24996	1	Flow Gate Cover
21	G10522	4	Slotted Hex Self-Tapping Screw, ¼"-20 x ¾"
22	G6500-08	2	Swivel Elbow, 90°, ¾"-16 Male JIC To Female
23	G2406-08-06	2	Reducer, ¾"-16 Female JIC To ⅝"-18 Male JIC
24	GD26425	1	L.H. Front Side Panel Clamp
25	GD26426	1	R.H. Front Side Panel Clamp

(IP1343-2)



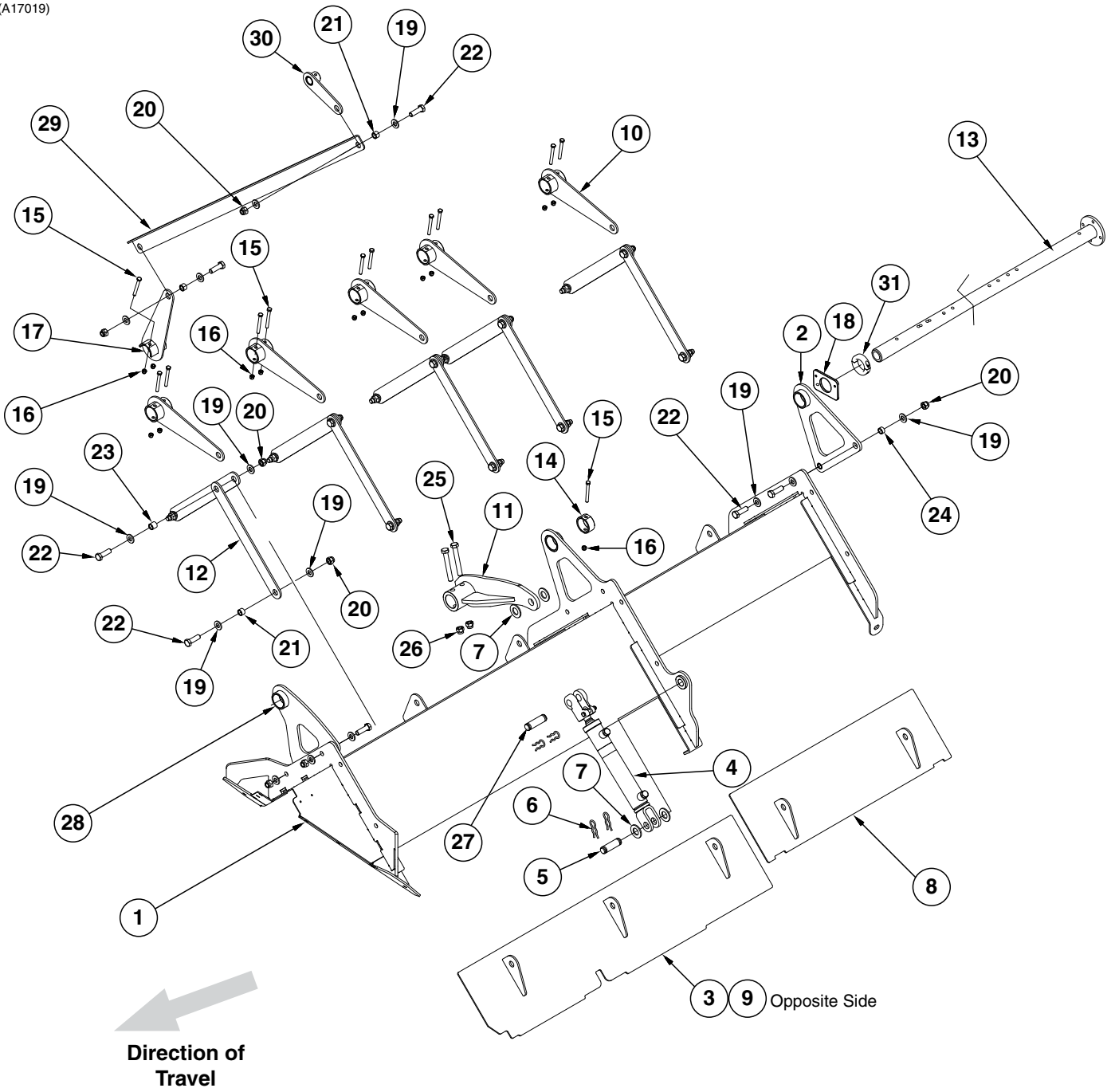
ITEM	PART NO.	QTY.	DESCRIPTION
1	G10636	8	Carriage Bolt, ½"-13 x 1½"
2	GD24234	2	Flow Gate Support Plate
3	G10111	22	Lock Nut, ½"-13
4	G10017	18	Hex Head Cap Screw, ½"-13 x 1½"
5	---	1	See "Hydraulic Flow Gate (1205/1305)" on page P55
	---	-	See "Hydraulic Flow Gate (1500)" on page P61
6	G11124	26	Hex Serrated Flange Cap Screw, ⅜"-16 x 1"
7	GD26401	1	L.H. Rear Side Panel Clamp (1205/1305)
	GD26413	-	L.H. Rear Side Panel Clamp (1500)
8	GD26699	1	L.H. Mid-Rear Side Panel Clamp
9	GD26397	1	L.H. Mid-Front Side Panel Clamp (1205/1305)
	GD26411	-	L.H. Mid-Front Side Panel Clamp (1500)
10	GD26695	1	L.H. Front Side Panel Clamp (1205/1305)
	GD26409	-	L.H. Front Side Panel Clamp (1500)
11	G10043	4	Hex Head Cap Screw, ⅝"-18 x ¾"
12	GD24006	1	Flow Gate Cylinder Bulkhead
13	G10620	4	Serrated Flange Nut, ⅝"-18
14	G10229	50	Lock Washer, ⅜"
15	G10003	50	Hex Head Cap Screw, ⅜"-16 x 1½"
16	G306-08	2	Lock Nut, ¾"-16
17	G2701-08	2	Bulkhead Tube Union, ¾"-16 Male JIC
18	GD26396	1	R.H. Front Side Panel Clamp (1205/1305)
	GD26408	-	R.H. Front Side Panel Clamp (1500)
19	GD26398	1	R.H. Mid-Front Side Panel Clamp (1205/1305)
	GD26410	-	R.H. Mid-Front Side Panel Clamp (1500)
20	GD26394	1	R.H. Mid-Rear Side Panel Clamp (1205/1305)
	GD26412	-	R.H. Mid-Rear Side Panel Clamp (1500)
21	GD26400	1	R.H. Rear Side Panel Clamp
22	GD24996	1	Flow Gate Cover
	G10522	4	Slotted Hex Self-Tapping Screw, ¼"-20 x ¾"
23	G6500-08	2	Swivel Elbow, 90°, ¾"-16 Male JIC To Female
24	G2406-08-06	2	Reducer, ¾"-16 Female JIC To ⅝"-18 Male JIC
25	GD26425	1	L.H. Front Side Panel Clamp
26	GD26453	1	L.H. Rear Side Panel Clamp
27	GD26452	1	R.H. Rear Side Panel Clamp (1205/1305)
	GD26414	-	R.H. Rear Side Panel Clamp (1500)
28	GD26426	1	R.H. Front Side Panel Clamp

(IP1366)



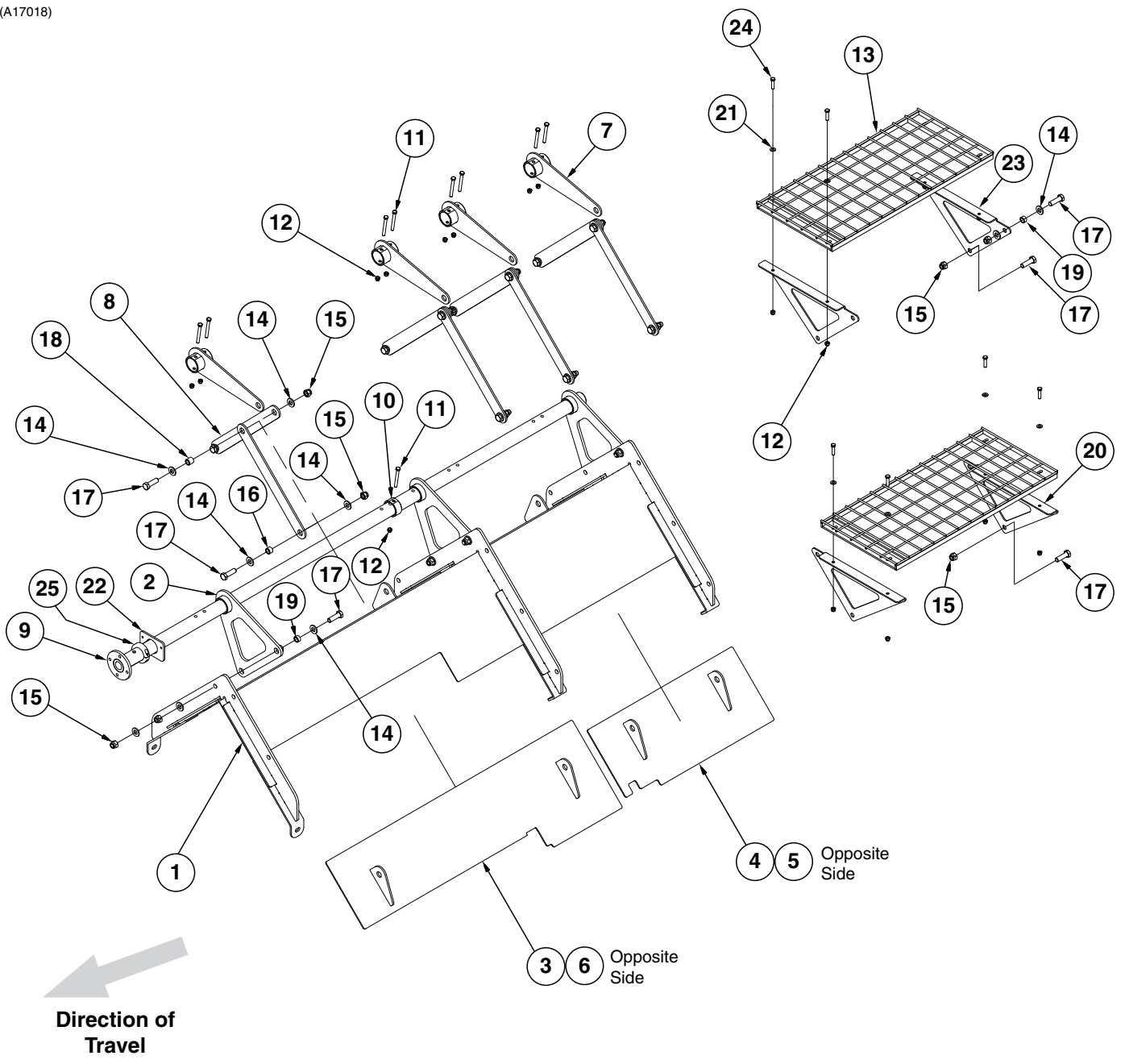
ITEM	PART NO.	QTY.	DESCRIPTION
1	---	1	See "Hydraulic Flow Gate, Rear Assembly (1105)" on page P53
2	---	1	See "Hydraulic Flow Gate, Front Assembly (1105)" on page P51
3	G11124	40	Hex Serrated Flange Cap Screw, 3/8"-16 x 1"
4	G10017	10	Hex Head Cap Screw, 1/2"-13 x 1 1/2"
	G11389	10	Flat Washer, 1/2" Plated SAE
5	G10111	14	Lock Nut, 1/2"-13
6	GA9705	1	Restrictor Elbow
7	G11389	8	Flat Washer, 1/2" Plated SAE
8	GA16616	1	Top Axle Cover
9	GA16615	1	Rear Axle Cover
10	GA16614	1	Front Axle Cover
11	GA16188	1	Lower Axle Cover
12	---	-	---
13	G11409	4	Hex Serrated Flanged Cap Screw, 1/4"-20 x 1"
14	G10110	4	Lock Nut, 1/4"-20, Grade B
15	G10657	4	Hex Head Cap Screw, 1/2"-13 x 1 3/4"

(A17019)



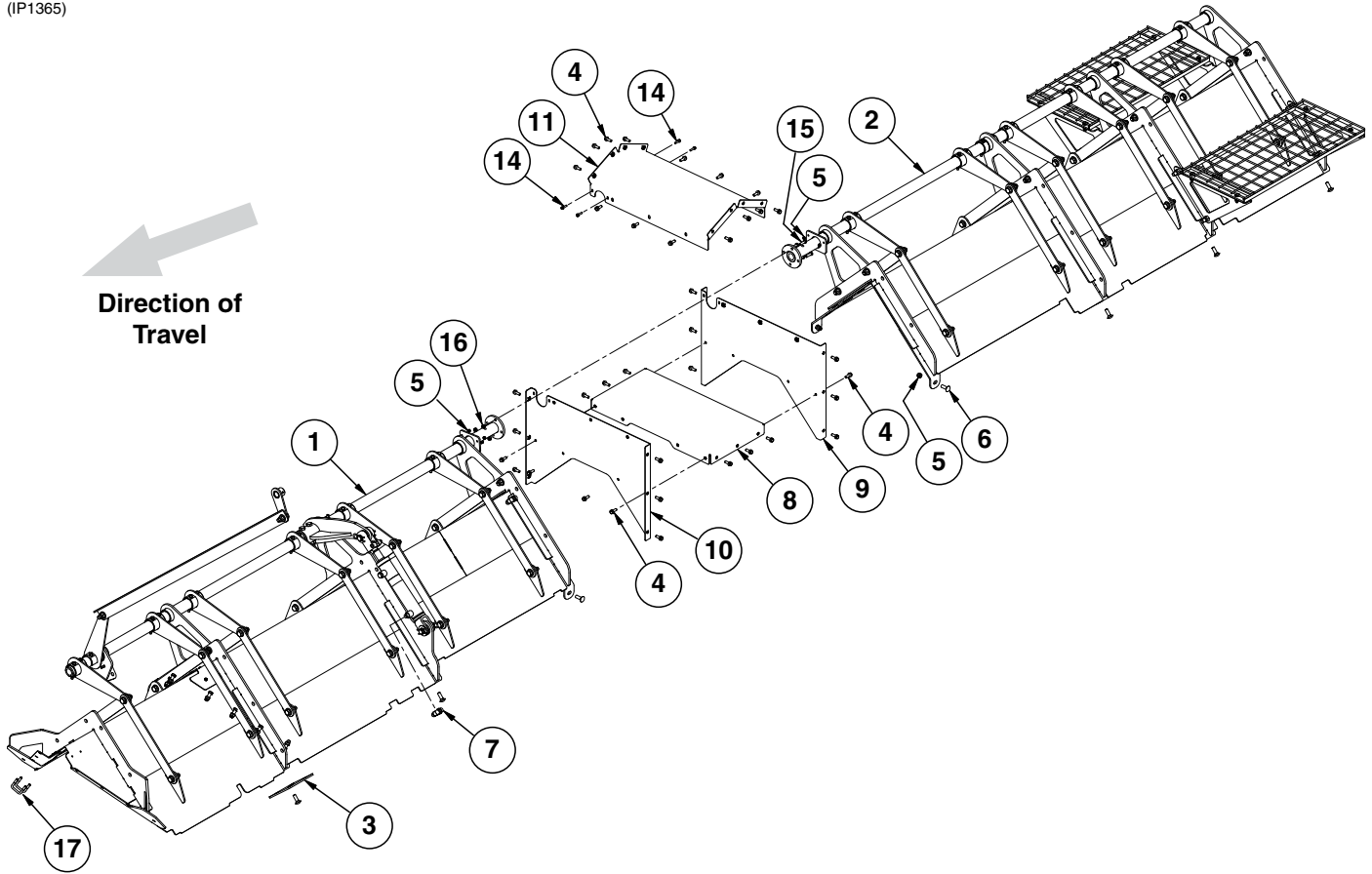
ITEM	PART NO.	QTY.	DESCRIPTION
1	GA16670	1	Front Tunnel
2	GA16318	1	Crank Tube Support
3	GA17169	1	Front Flow Gate (Row Crop and Flotation) (Shown)
	GA17166	-	Front Flow Gate (Track)
4	GA17220	1	See "Hydraulic Flow Gate Cylinder" on page P113
5	GR0962	1	Pin, 1" x 3 $\frac{3}{8}$ "
6	GR0193	4	Hair Pin Clip
7	G11394	4	Flat Washer, 1" SAE
8	GA16320	2	Middle Flow Gate Door (Row Crop and Flotation) (Shown)
	GA16911	-	Front Door (Track)
	GA16912	-	Front Door (Track) (Opposite Side)
9	GA17170	1	Front Flow Gate (Row Crop and Flotation) (Shown) (Opposite Side)
	GA17167	-	Front Flow Gate (Track) (Opposite Side)
10	GA16319	5	Crank Arm
11	GA17242	1	Cylinder Crank Arm
12	GD23672	10	Door Linkage Plate
13	GA20089	1	Front Torque Tube (1105)
14	GD23679	1	Locating Ring, 2"
15	G10809	13	Hex Head Cap Screw, $\frac{3}{8}$ "-16 x 3 $\frac{1}{4}$ "
16	G10108	13	Lock Nut, $\frac{3}{8}$ "-16
17	GA16625	1	Sight Gauge Link
18	GD23979	1	Tube Cover Plate
19	G11391	42	Flat Washer, $\frac{5}{8}$ " SAE
20	G10107	21	Lock Nut, $\frac{5}{8}$ "-11
21	GB0218	12	Bushing, 2 $\frac{1}{32}$ " I.D. x $\frac{7}{8}$ " O.D. x 1 $\frac{9}{32}$ " Long
22	G10008	21	Hex Head Cap Screw, $\frac{5}{8}$ "-11 x 2"
23	GB0654	5	Bushing
24	GB0672	4	Bushing
25	G11509	2	Hex Head Cap Screw, $\frac{5}{8}$ "-11 x 4 $\frac{1}{2}$ ", Grade 8
26	G11510	2	Locknut, $\frac{5}{8}$ "-11, Grade 8
27	GR0375	1	Hair Pin Clip
28	GA17270	1	Crank Tube Support
29	GD24118	1	Indicator Actuator
30	GA17246	1	Sight Gauge Link
31	GD25306	1	Clamp Collar, 2"

(A17018)



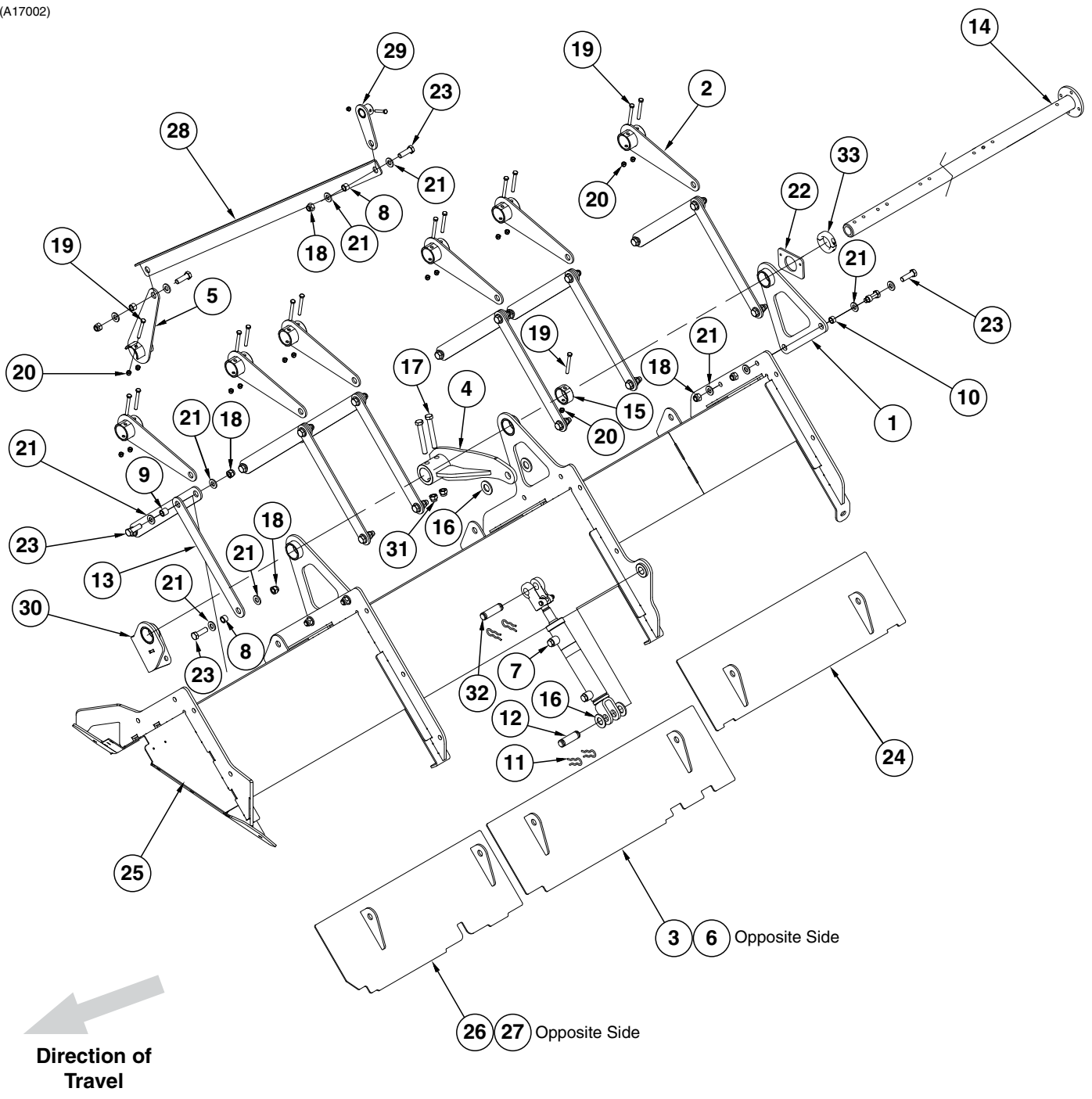
ITEM	PART NO.	QTY.	DESCRIPTION
1	GA16671	1	Rear Flow Gate Tunnel
2	GA16318	3	Crank Tube Support
3	GA16861	1	Front Rear Flow Gate (Row Crop and Flotation) (Shown)
	GA16732	-	Front Rear Flow Gate (Track)
4	GA16772	1	Rear Flow Gate
5	GA16773	1	Rear Flow Gate (Opposite side)
6	GA16855	1	Mid Front Flow Gate (Row Crop and Flotation) (Shown) (Opposite Side)
	GA16731	-	Front Rear Gate (Track) (Opposite Side)
7	GA16319	4	Crank Arm
8	GD23672	8	Door Linkage Plate
9	GA20090	1	Rear Torque Tube (1105)
10	GD23679	1	Locating Ring, 2"
11	G10809	9	Hex Head Cap Screw, 5/8"-16 x 3 1/4"
12	G10108	17	Lock Nut, 5/8"-16
13	GA18554	2	Rear Safety Grate
14	G11391	36	Flat Washer, 5/8" SAE
15	G10107	24	Lock Nut, 5/8"-11
16	GB0218	8	Bushing, 2 1/32" I.D. x 7/8" O.D. x 1 9/32" Long
17	G10008	24	Hex Head Cap Screw, 5/8"-11 x 2"
18	GB0654	4	Bushing
19	GB0672	6	Bushing
20	GD24011	2	L.H. Safety Screen Bracket
21	G11387	8	Flat Washer, 5/8" SAE
22	GD23979	1	Tube Cover Plate
23	GD24014	2	R.H. Safety Screen Bracket
24	G10003	8	Hex Head Cap Screw, 5/8"-16 x 1 1/2"
25	GD25306	1	Clamp Collar, 2"

(IP1365)



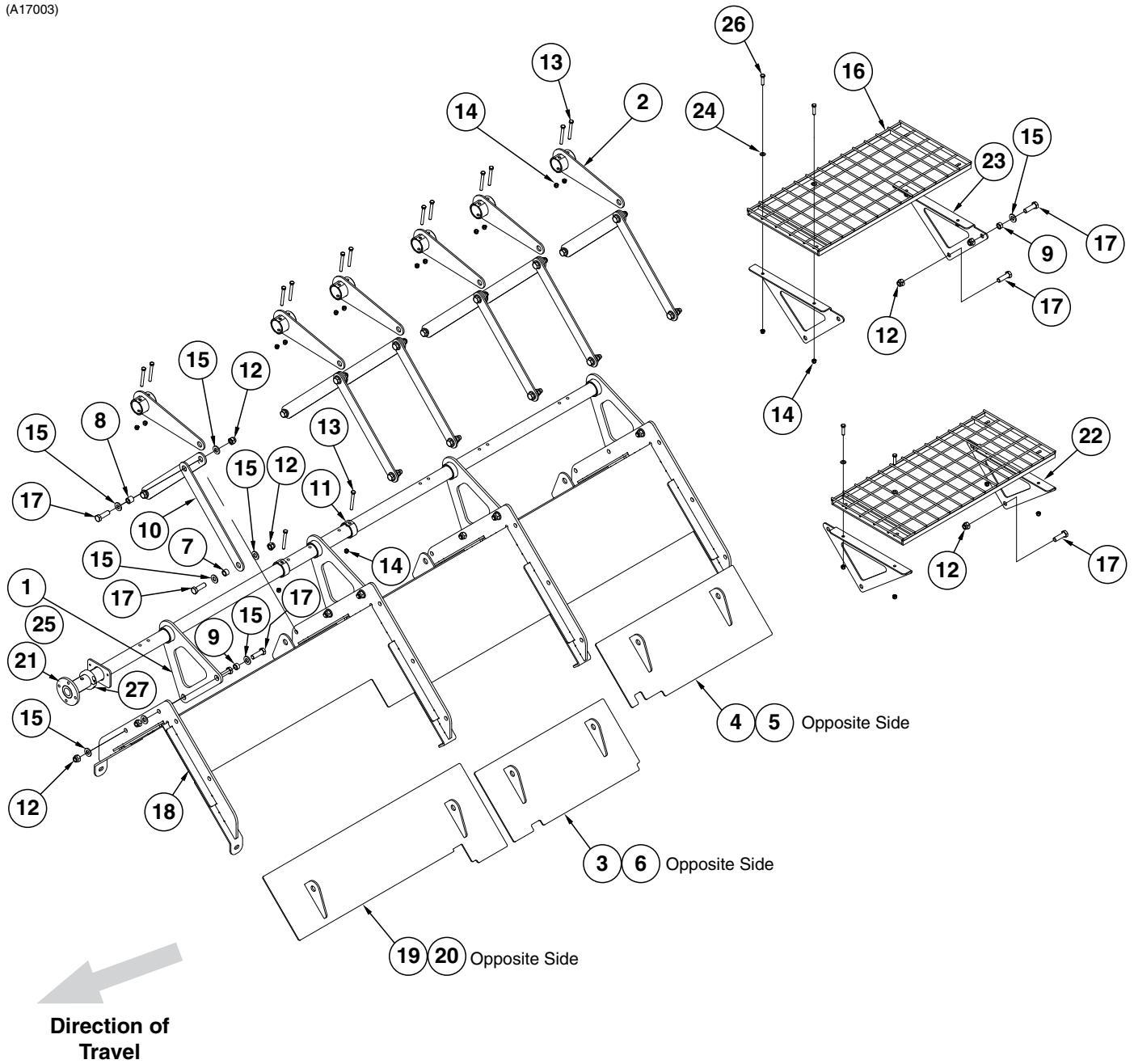
ITEM	PART NO.	QTY.	DESCRIPTION
1	---	-	See "Hydraulic Flow Gate, Front Assembly (1205/1305)" on page P57
2	---	-	See "Hydraulic Flow Gate, Rear Assembly (1205/1305)" on page P59
3	GD24234	2	Flow Gate Support Plate
4	G11124	40	Hex Serrated Flange Cap Screw, 3/8"-16 x 1"
5	G10111	18	Lock Nut, 1/2"-13
6	G10017	14	Hex Head Cap Screw, 1/2"-13 x 1 1/2"
	G11389	14	Flat Washer, 1/2" Plated SAE
7	GA9705	1	Restrictor Elbow
8	GA16188	1	Lower Axle Cover
9	GA16614	1	Front Axle Cover
10	GA16615	1	Rear Axle Cover
11	GA16616	1	Top Axle Cover
12	---	-	---
13	---	-	---
14	G11409	4	Hex Serrated Flanged Cap Screw, 1/4"-20 x 1"
15	G10657	4	Hex Head Cap Screw, 1/2"-13 x 1 3/4"
16	G11389	8	Flat Washer, 1/2" Plated SAE
17	GD14671	2	U-Bolt, 3" x 3" x 5/8"-11
	G11415	4	Serrated Flange Nut, 5/8"-11

(A17002)



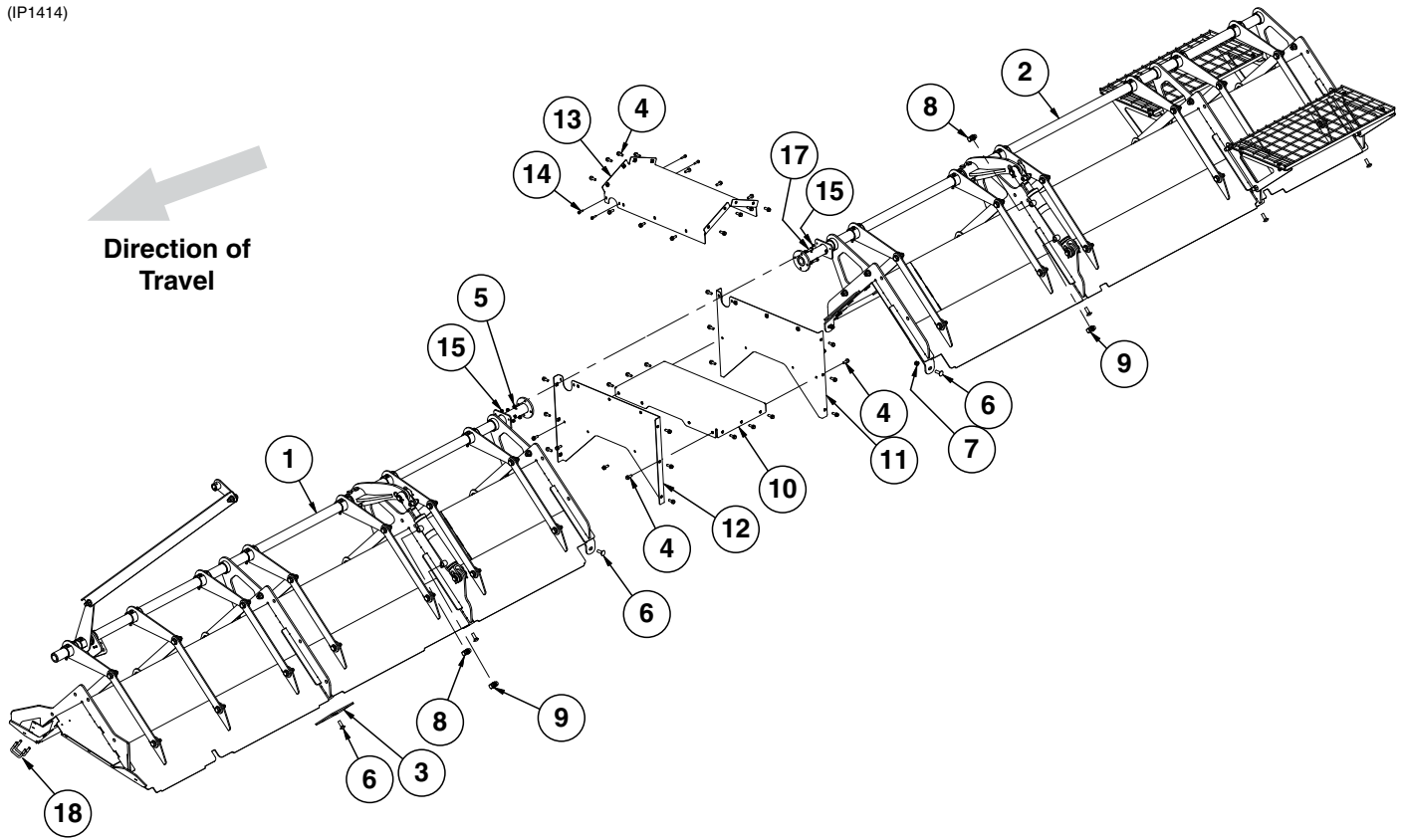
ITEM	PART NO.	QTY.	DESCRIPTION
1	GA16318	2	Crank Tube Support
2	GA16319	6	Crank Arm
3	GA16774	1	Mid Front Flow Gate
4	GA17242	1	Cylinder Crank Arm
5	GA16625	1	Sight Gauge Link
6	GA16775	1	Mid Front Flow Gate (Opposite Side)
7	GA17237	1	See "Hydraulic Flow Gate Cylinder" on page P113
8	GB0218	14	Bushing, 2 ¹ / ₃₂ " I.D. x 7 ⁷ / ₈ " O.D. x 1 ⁹ / ₃₂ " Long
9	GB0654	6	Bushing
10	GB0672	4	Bushing
11	GR0193	4	Hair Pin Clip
12	GR0962	1	Pin, 1" x 3 ³ / ₈ "
13	GD23672	12	Door Linkage Plate
14	GA20091	1	Front Torque Tube (1205/1305)
15	GD23679	1	Locating Ring, 2"
16	G11394	4	Flat Washer, 1" SAE
17	G11509	2	Hex Head Cap Screw, 5 ⁸ / ₁₆ "-11 x 4 ¹ / ₂ ", Grade 8
18	G10107	24	Lock Nut, 5 ⁸ / ₁₆ "-11
19	G10809	15	Hex Head Cap Screw, 3 ⁸ / ₁₆ "-16 x 3 ¹ / ₄ "
20	G10108	15	Lock Nut, 3 ⁸ / ₁₆ "-16
21	G11391	48	Flat Washer, 5 ⁸ / ₁₆ " SAE
22	GD23979	1	Tube Cover Plate
23	G10008	24	Hex Head Cap Screw, 5 ⁸ / ₁₆ "-11 x 2"
24	GA16320	2	Middle Flow Gate Door (Row Crop and Flotation Both Sides) (Shown)
	GA16911	-	Front Door (Track)
	GA16912	-	Front Door (Track) (Opposite Side)
25	GA16767	1	Front Tunnel
26	GA17234	1	Front Flow Gate
27	GA17235	1	Front Flow Gate (Opposite Side)
28	GD24118	1	Indicator Actuator
29	GA16624	1	Sight Gauge Link
30	GA17081	1	Tube Support
31	G11510	2	Locknut, 5 ⁸ / ₁₆ "-11, Grade 8
32	GR0375	1	Pin, 1" x 3 ¹ / ₂ "
33	GD25306	1	Clamp Collar, 2"

(A17003)



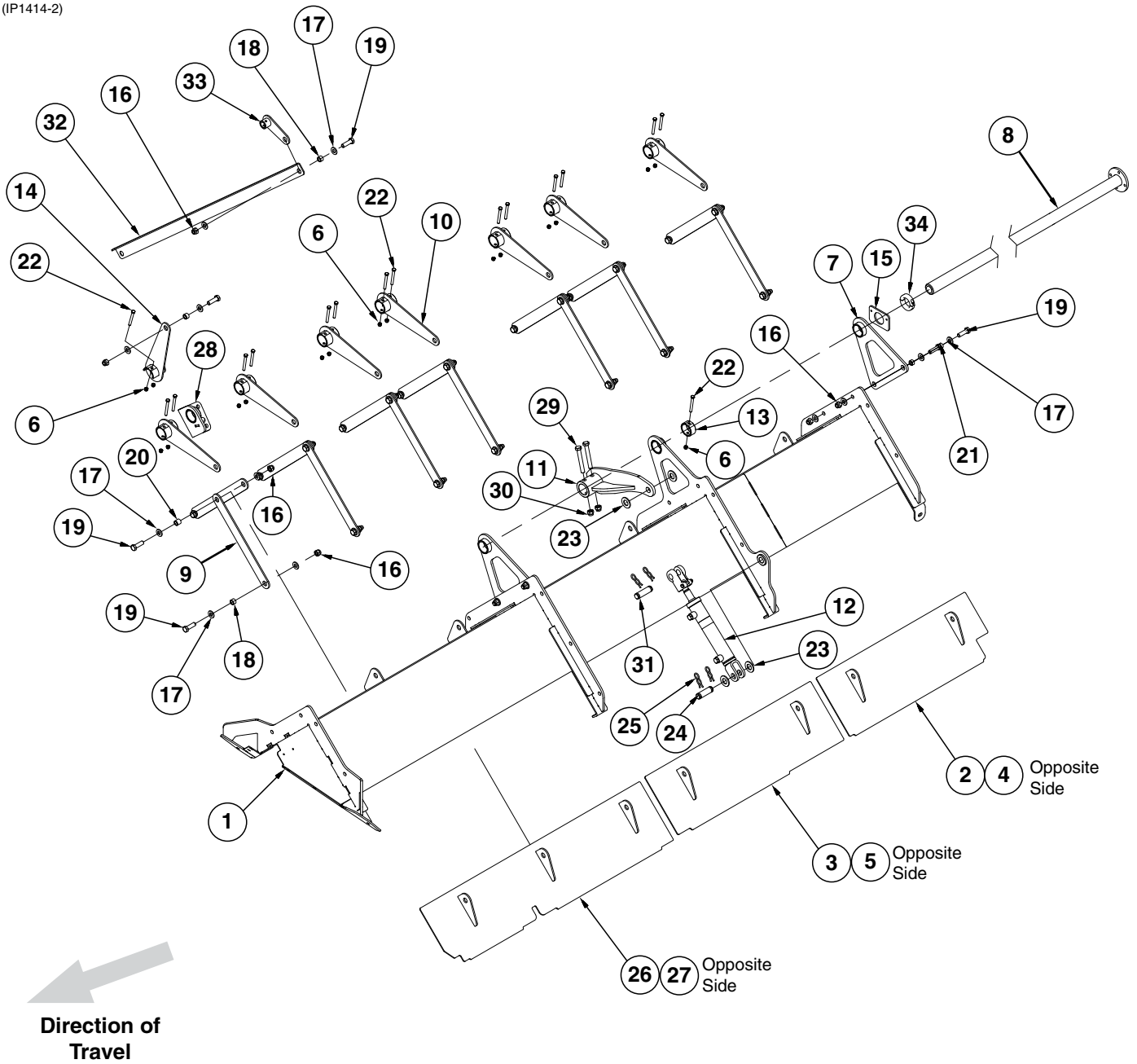
ITEM	PART NO.	QTY.	DESCRIPTION
1	GA16318	4	Crank Tube Support
2	GA16319	6	Crank Arm
3	GA16770	1	Mid Flow Gate (Row Crop and Flotation Shown)
4	GA16772	1	Rear Flow Gate
5	GA16773	1	Rear Flow Gate (Opposite Side)
6	GA16771	1	Mid Flow Gate (Row Crop and Flotation Shown) (Opposite Side)
7	GB0218	12	Bushing, 2 ¹ / ₃₂ " I.D. x 7 ⁷ / ₈ " O.D. x 1 ⁹ / ₃₂ " Long
8	GB0654	6	Bushing
9	GB0672	8	Bushing
10	GD23672	12	Door Linkage Plate
11	GD23679	2	Locating Ring, 2"
12	G10107	32	Lock Nut, 5 ⁸ / ₈ "-11
13	G10809	14	Hex Head Cap Screw, 3 ⁸ / ₈ "-16 x 3 ¹ / ₄ "
14	G10108	22	Lock Nut, 3 ⁸ / ₈ "-16
15	G11391	50	Flat Washer, 5 ⁸ / ₈ " SAE
16	GA18554	2	Rear Safety Gate
17	G10008	32	Hex Head Cap Screw, 5 ⁸ / ₈ "-11 x 2"
18	GA16768	1	Rear Tunnel
19	GA16765 GA16653	1	Front Flow Gate Door (Row Crop and Flotation) (Shown) Front Flow Gate Door (Track)
20	GA16766 GA16652	1 -	Front Flow Gate Door (Row Crop and Flotation) (Shown) (Opposite Side) Front Flow Gate Door (Track) (Opposite Side)
21	GA20092	1	Rear Torque Tube (1205/1305)
22	GD24011	2	L.H. Safety Screen Bracket
23	GD24014	2	R.H. Safety Screen Bracket
24	G11387	8	Flat Washer, 3 ⁸ / ₈ " SAE
25	GD23979	1	Tube Cover Plate
26	G10003	8	Hex Head Cap Screw, 3 ⁸ / ₈ "-16 x 1 ¹ / ₂ "
27	GD25306	1	Clamp Collar, 2"

(IP1414)



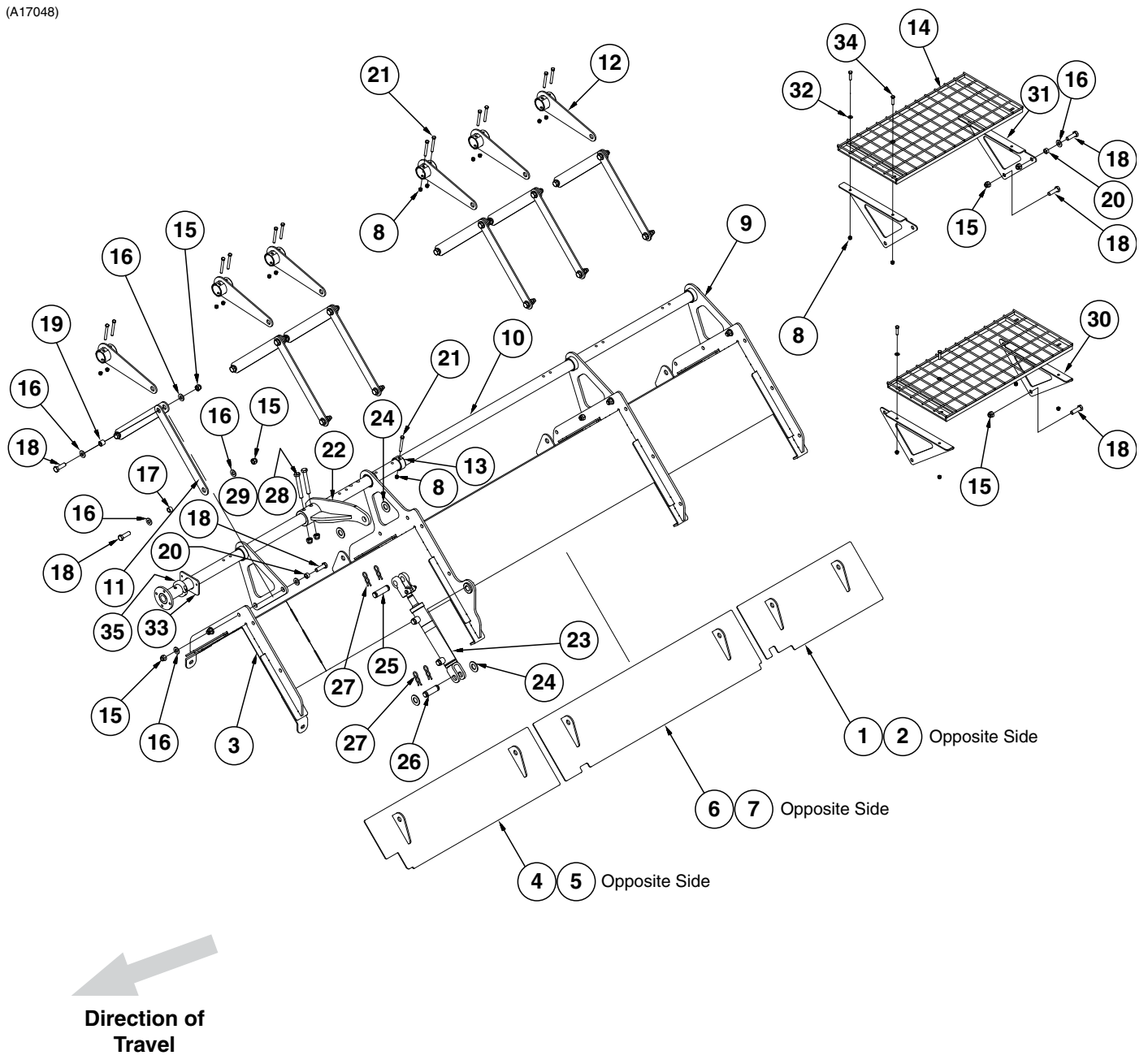
ITEM	PART NO.	QTY.	DESCRIPTION
1	---	1	See "Hydraulic Flow Gate, Front Assembly (1500)" on page P63
2	---	1	See "Hydraulic Flow Gate, Rear Assembly (1500)" on page P65
3	GD24234	2	Flow Gate Support Plate
4	G11124	40	Hex Serrated Flange Cap Screw, 3/8"-16 x 1"
5	G10108	4	Lock Nut, 3/8"-16
6	G10636	14	Carriage Bolt, 1/2"-13 x 1 1/2"
7	G10111	14	Lock Nut, 1/2"-13
8	G6801-08 GR1037	2	Elbow W/O-Ring, 90°, 3/4"-16 Male JIC To O-Ring O-Ring
9	GA9705	2	Restrictor Elbow
10	GA16188	1	Lower Axle Cover
11	GA16614	1	Front Axle Cover
12	GA16615	1	Rear Axle Cover
13	GA16616	1	Top Axle Cover
14	G11409	4	Hex Serrated Flanged Cap Screw, 1/4"-20 x 1"
15	G10110	4	Lock Nut, 1/4"-20, Grade B
16	---	-	---
17	G10004	4	Hex Head Cap Screw, 3/8"-16 x 1 1/4"
18	GD14671 G11415	2 4	U-Bolt, 3" x 3" x 5/8"-11 Serrated Flange Nut, 5/8"-11

(IP1414-2)



ITEM	PART NO.	QTY.	DESCRIPTION
1	GA16938	1	Front Tunnel
2	GA16911	1	Front Rear Door
3	GA17038	1	Mid Front Flow Gate
4	GA16912	1	Front Rear Door (Opposite Side)
5	GA17039	1	Mid Front Flow Gate (Opposite Side)
6	G10108	17	Lock Nut, 3/8"-16
7	GA16318	2	Crank Tube Support
8	GA20093	1	Front Torque Tube (1500)
9	GD23672	14	Door Linkage Plate
10	GA16319	7	Crank Arm
11	GA17242	1	Cylinder Crank Arm
12	GA17237	1	See "Hydraulic Flow Gate Cylinder" on page P113
13	GD23679	1	Locating Ring, 2"
14	GA16625	1	Sight Gauge Link
15	GD23979	1	Tube Cover Plate
16	G10107	27	Lock Nut, 5/8"-11
17	G11391	54	Flat Washer, 5/8" SAE
18	GB0218	16	Bushing, 2 ¹ / ₃₂ " I.D. x 7/8" O.D. x 1 ⁹ / ₃₂ " Long
19	G10008	27	Hex Head Cap Screw, 5/8"-11 x 2"
20	GB0654	7	Bushing
21	GB0672	4	Bushing
22	G10809	17	Hex Head Cap Screw, 3/8"-16 x 3/4"
23	G11394	4	Flat Washer, 1" SAE
24	GR0962	1	Pin, 1" x 3 ³ / ₈ "
25	GR0193	4	Hair Pin Clip
26	GA17169	1	Front Door Panel
27	GA17170	1	Front Door Panel (Opposite Side)
28	GA17076	1	Tube Support
29	G11509	2	Hex Head Cap Screw, 5/8"-11 x 4 ¹ / ₂ ", Grade 8
30	G11510	2	Locknut, 5/8"-11, Grade 8
31	GR0375	1	Pin, 1" x 3 ¹ / ₂ "
32	GD24118	1	Indicator Actuator
33	GA16624	1	Sight Gauge Link
34	GD25306	1	Clamp Collar, 2"

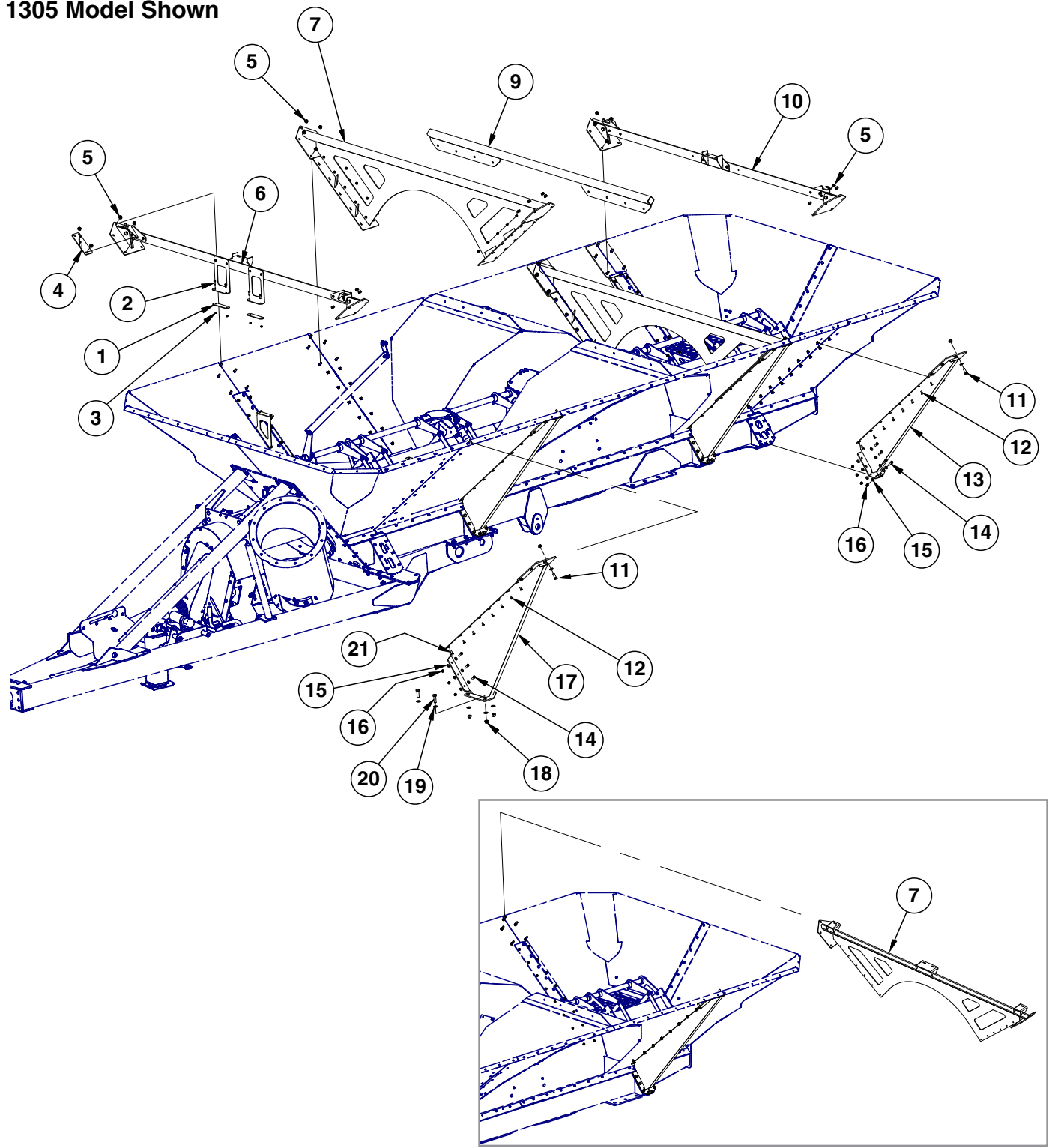
(A17048)



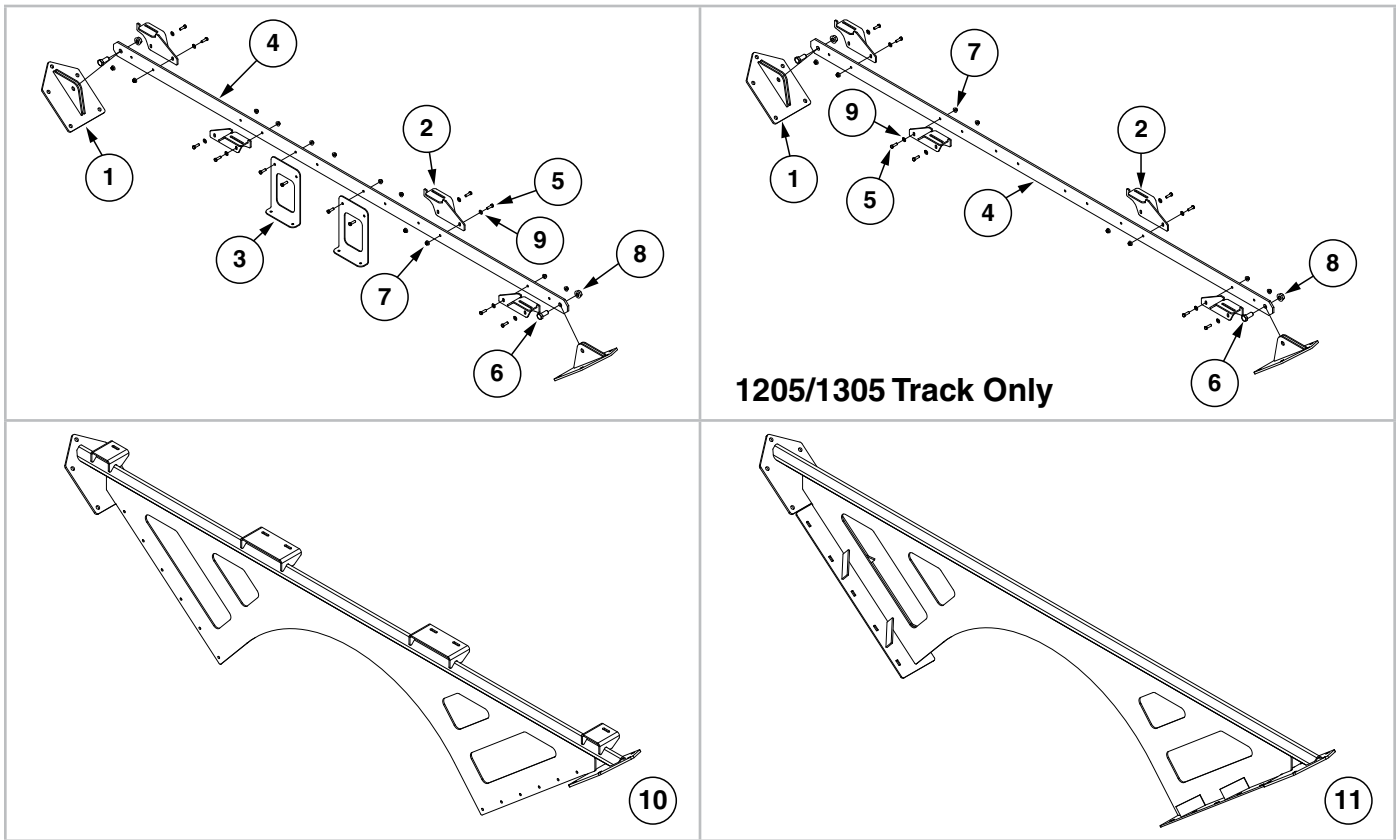
ITEM	PART NO.	QTY.	DESCRIPTION
1	GA16772	1	Rear Flow Gate
2	GA16773	1	Rear Flow Gate (Opposite Side)
3	GA16939	1	Rear Tunnel
4	GA16653	1	Front Flow Gate Door
5	GA16652	1	Front Flow Gate Door (Opposite Side)
6	GA17036	1	Mid Flow Gate
7	GA17037	1	Mid Flow Gate (Opposite Side)
8	G10108	21	Lock Nut, 3/8"-16
9	GA16318	3	Crank Tube Support
10	GA20094	1	Rear Torque Tube (1500)
11	GD23672	12	Door Linkage Plate
12	GA16319	6	Crank Arm
13	GD23679	1	Locating Ring, 2"
14	GA18554	2	Rear Safety Gate
15	G10107	30	Lock Nut, 5/8"-11
16	G11391	46	Flat Washer, 5/8" SAE
17	GB0218	12	Bushing, 2 1/32" I.D. x 7/8" O.D. x 1 9/32" Long
18	G10008	30	Hex Head Cap Screw, 5/8"-11 x 2"
19	GB0654	6	Bushing
20	GB0672	6	Bushing
21	G10809	13	Hex Head Cap Screw, 3/8"-16 x 3 1/4"
22	GA17242	1	Cylinder Crank Arm
23	GA17237	1	See "Hydraulic Flow Gate Cylinder" on page P113
24	G11394	4	Flat Washer, 1" SAE
25	GR0375	1	Pin, 1" x 3 1/2"
26	GR0962	1	Pin, 1" x 3 3/8"
27	GR0193	4	Hair Pin Clip
28	G11509	2	Hex Head Cap Screw, 5/8"-11 x 4 1/2", Grade 8
29	G11510	2	Locknut, 5/8"-11, Grade 8
30	GD24011	2	L.H. Safety Screen Bracket
31	GD24014	2	R.H. Safety Screen Bracket
32	G11387	8	Flat Washer, 3/8" SAE
33	GD23979	1	Tube Cover Plate
34	G10003	8	Hex Head Cap Screw, 3/8"-16 x 1 1/2"
35	GD25306	1	Clamp Collar, 2"

(IP1397-2)

1305 Model Shown



ITEM	PART NO.	QTY.	DESCRIPTION
1	GD24063	2	Upper Screen Clamp Plate
2	G10004	4	Hex Head Cap Screw, 3/8"-16 x 1 1/4"
3	G10108	4	Lock Nut, 3/8"-16
4	GA16246	1	Stiffener Plate
5	G11415	48	Serrated Flange Nut, 5/8"-11
6	---	1	See "Cross Brace Assemblies" on page P69
7	GA16727	2	Tank Brace (1105/1205/1305/1500)
	GA18757	-	Tank Brace (1105 Flotation/Track/Row Crop; 1500 Track)
	GA17072	-	Tank Brace (1105/1500) (2012 Production)
9	GA17061	1	Wheel Well Truss (Flotation/Row Crop)
	GA17062	-	Wheel Well Truss (Track) (2012 Production)
	GA18755	-	Wheel Well Truss (Track) (2013 Production and On)
10	---	1	See "Cross Brace Assemblies" on page P69
11	G10005	-	Hex Head Cap Screw, 5/8"-11 x 1 3/4"
	G11391	-	Flat Washer, 5/8" SAE
	G11415	-	Serrated Flange Nut, 5/8"-11
12	G10599	112	Carriage Bolt, 3/8"-16 x 1 1/4"
	G11091	112	Serrated Flange Nut, 3/8"-16
13	GA16710	6	Side Stake
14	G10039	60	Hex Head Cap Screw, 1/2"-13 x 1 3/4"
15	G11389	120	Flat Washer, 1/2" Plated SAE
16	G10111	60	Lock Nut, 1/2"-13
17	GA16278	1	Front Side Stake, R.H.
	GA16709	1	Front Side Stake, L.H. (Shown)
18	G10112	6	Lock Nut, 3/4"-10
19	G11392	12	Flat Washer, 3/4" SAE
20	G10027	6	Hex Head Cap Screw, 3/4"-10 x 2 1/2"
21	G10017	16	Hex Head Cap Screw, 1/2"-13 x 1 1/2"
	G11389	16	Flat Washer, 1/2" Plated SAE
	G10111	16	Lock Nut, 1/2"-13

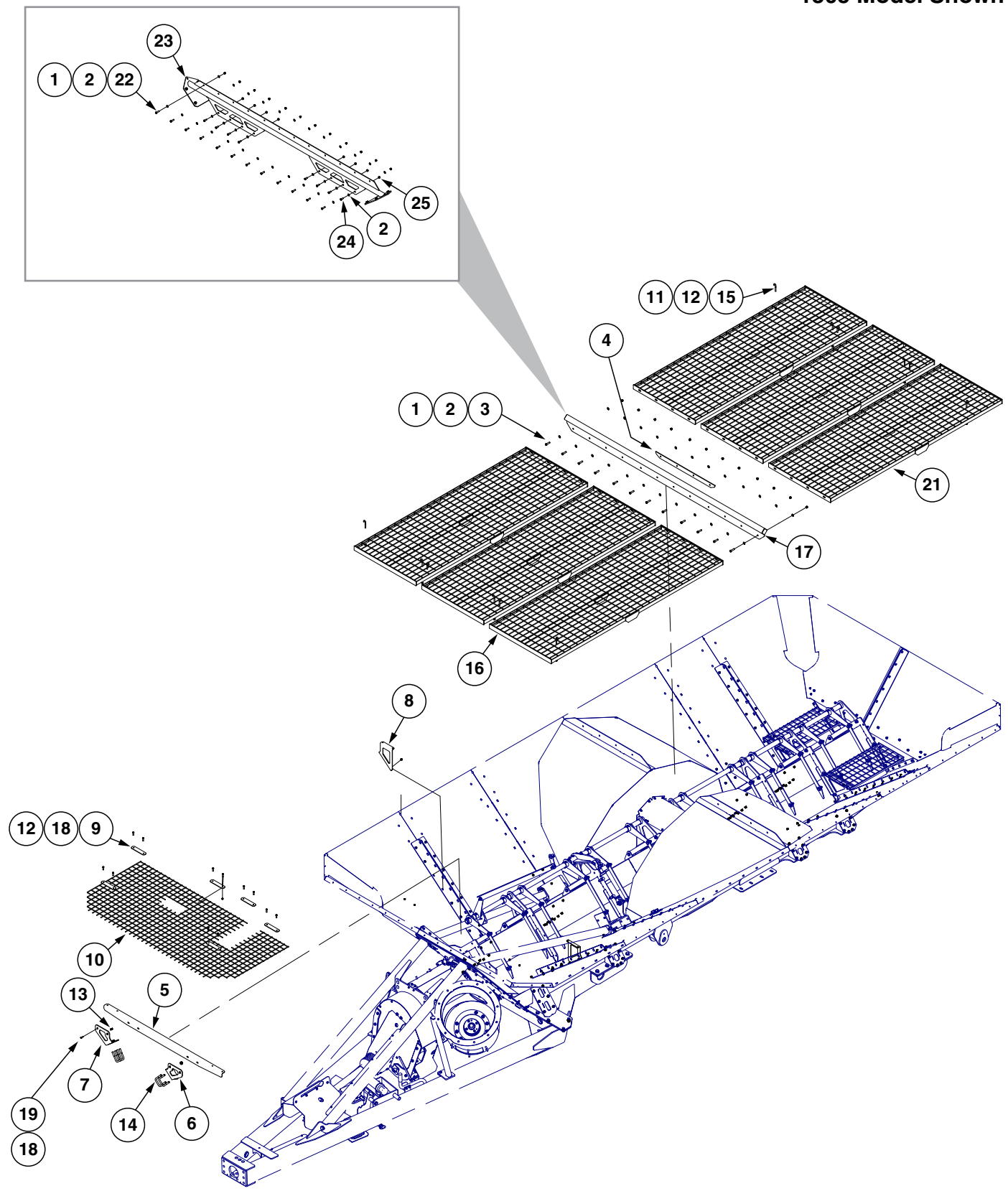


ITEM	PART NO.	QTY.	DESCRIPTION
1	GA14773	-	Cross Brace
2	GA19747	-	Screen Bracket
3	GD24246	-	Screen Mount Bracket
4	GD28198	-	Side Support Brace
5	G10004	-	Hex Head Cap Screw, 3/8"-16 x 1 1/4"
6	G11042	-	Hex Head Cap Screw, 3/4"-10 x 1 3/4"
7	G11091	-	Serrated Flange Nut, 3/8"-16
8	G11314	-	Serrated Flange Nut, 3/4"-10
9	G11387	-	Flat Washer, 3/8" SAE
10	GA19742	-	Tub Brace
11	GA16727	-	Tub Brace (1205/1305)

This page left blank intentionally.

(TP1256)

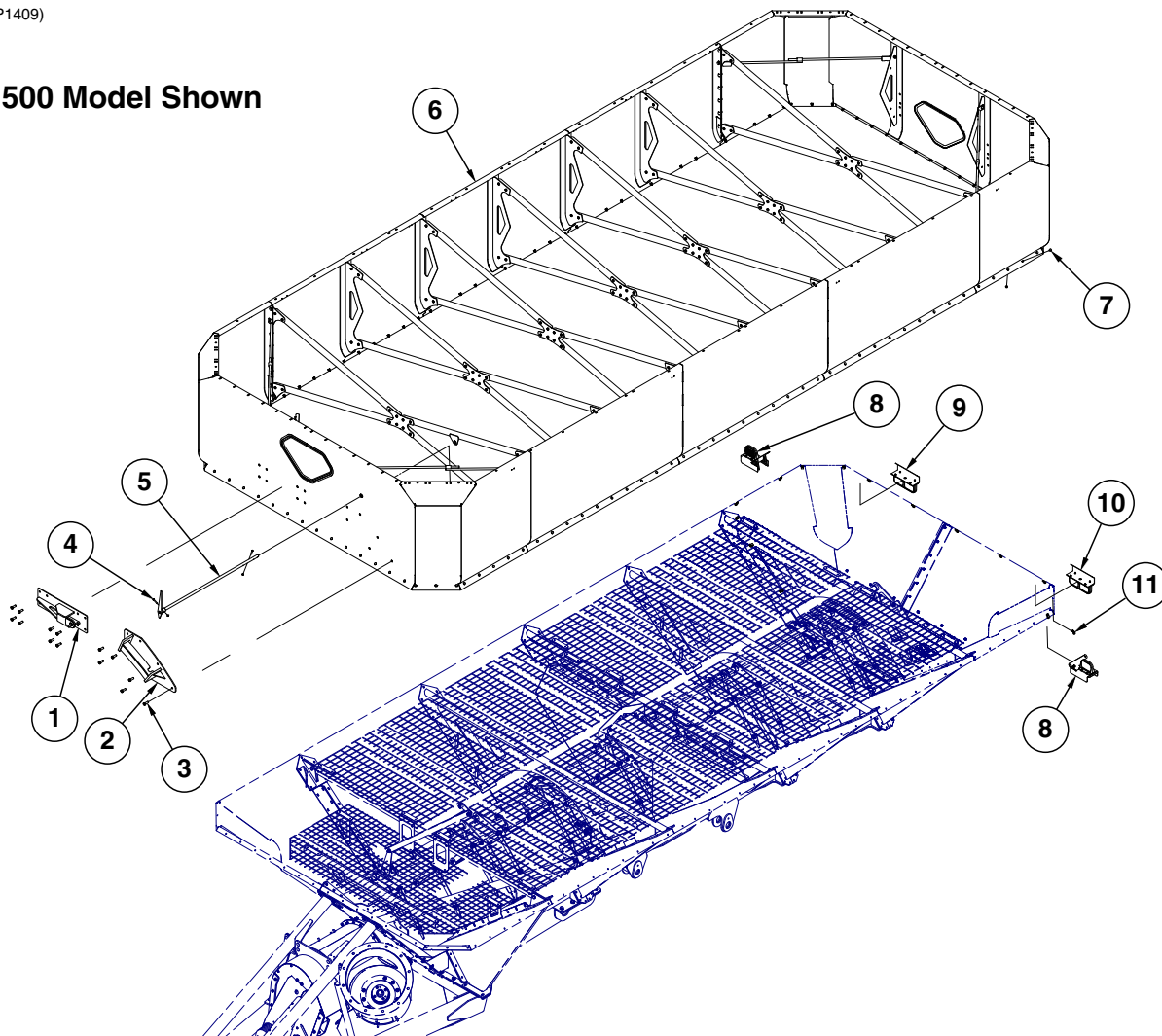
1305 Model Shown



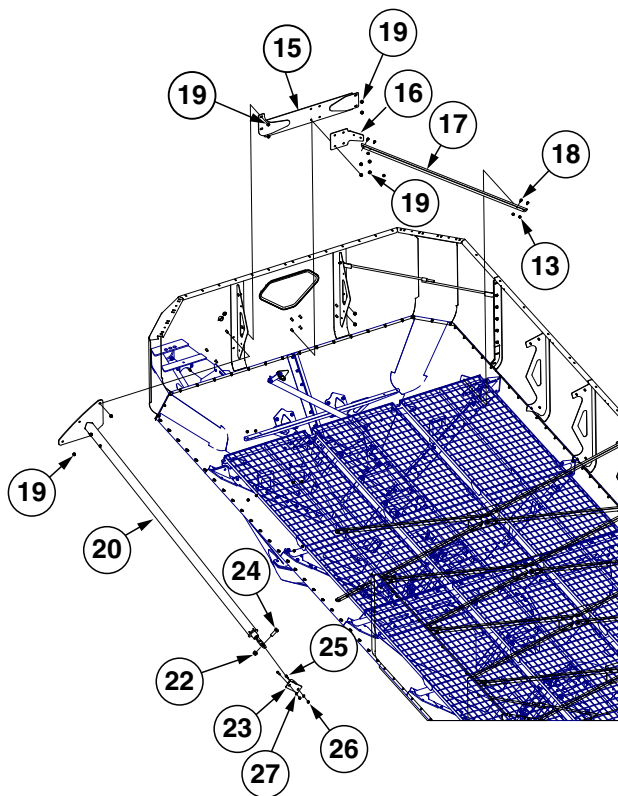
ITEM	PART NO.	QTY.	DESCRIPTION
1	G10111	-	Lock Nut, 1/2"-13
2	G11389	-	Flat Washer, 1/2" Plated SAE
3	G10016	-	Hex Head Cap Screw, 1/2"-13 x 2"
4	GD28192	-	Flanged Wheel Well Truss
5	GD24242	-	Front Screen Bracket Bar
6	GD24975	1	L.H. Front Screen Brace
7	GD24976	1	R.H. Front Screen Brace
8	GD24245	2	Rear Screen Brace
9	GD24063	6	Upper Screen Clamp Plate
10	GD36764	1	Front Safety Screen
11	G11387	-	Flat Washer, 3/8" SAE
12	G10108	-	Lock Nut, 3/8"-16
13	G11415	-	Serrated Flange Nut, 5/8"-11
14	GD14671	-	U-Bolt, 3" x 3" x 5/8"-11
15	GD26963	-	J-Bolt, 3/8"-16 x 3 3/4"
16	GA19744	3	Screen, 1205/1305
	GA19749	3	Front Screen, 1105
	GA19741	3	Screen, 1500
17	GA19740	1	Wheel Well Truss
18	G10004	-	Hex Head Cap Screw, 3/8"-16 x 1 1/4"
19	G11091	-	Serrated Flange Nut, 3/8"-16
20	---	-	---
21	GA19744	3	Screen, 1205/1305
	GA19750	3	Rear Screen, 1105
	GA19741	3	Screen, 1500
22	G10039	-	Hex Head Cap Screw, 1/2"-13 x 1 3/4"
23	GA19746	1	Track Well Truss
24	G10037	-	Hex Head Cap Screw, 1/2"-13 X 1 1/4"
25	G10071	-	Serrated Flange Nut, 1/2"-13

(IP1409)

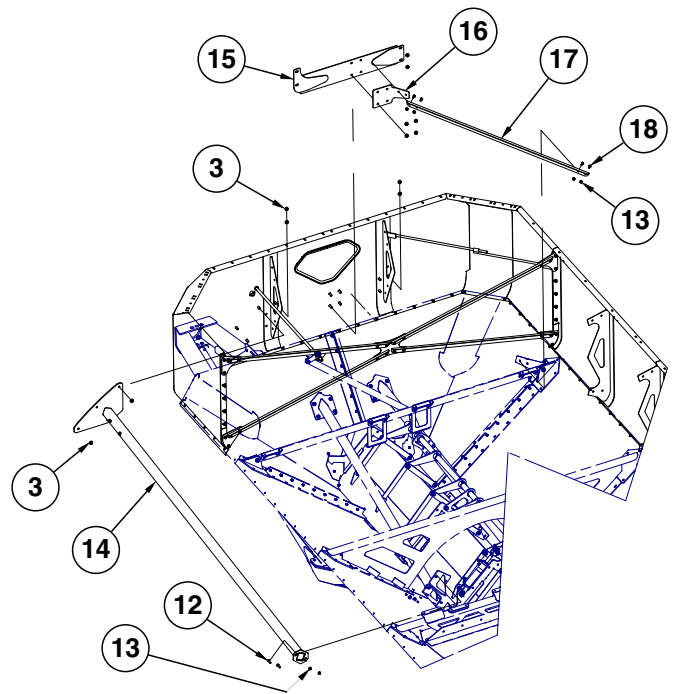
1500 Model Shown



ITEM	PART NO.	QTY.	DESCRIPTION
1	GA16018	1	Auger Cylinder Mount
	GD24413	-	Spring Bushing
2	GA16026	1	Auger Rotate Mount
3	G10005	14	Hex Head Cap Screw, 5/8"-11 x 1 3/4"
	G11415	14	Serrated Flange Nut, 5/8"-11
4	G10041	2	Hex Head Cap Screw, 5/16"-18 x 2"
	GD24951	1	Locking Sleeve
	G10109	2	Lock Nut, 5/16"-18
5	GA16694	1	Flow Gate Indicator (1105/1305/1500)
	GA25549	-	Flow Gate Indicator (1205)
6	---	1	See "Upper Tank Side Panels and Bracing" on page P75
7	G10599	101-120	Carriage Bolt, 3/8"-16 x 1 1/4"
	G11091	120	Serrated Flange Nut, 3/8"-16
8	---	2	See "Safety/Warning Lights" on page P125
9	---	1	See "Safety/Warning Lights" on page P125
10	---	1	See "Safety/Warning Lights" on page P125
11	GD13348	15	Insulated Clamp, 1 1/16"



2015 Production and on

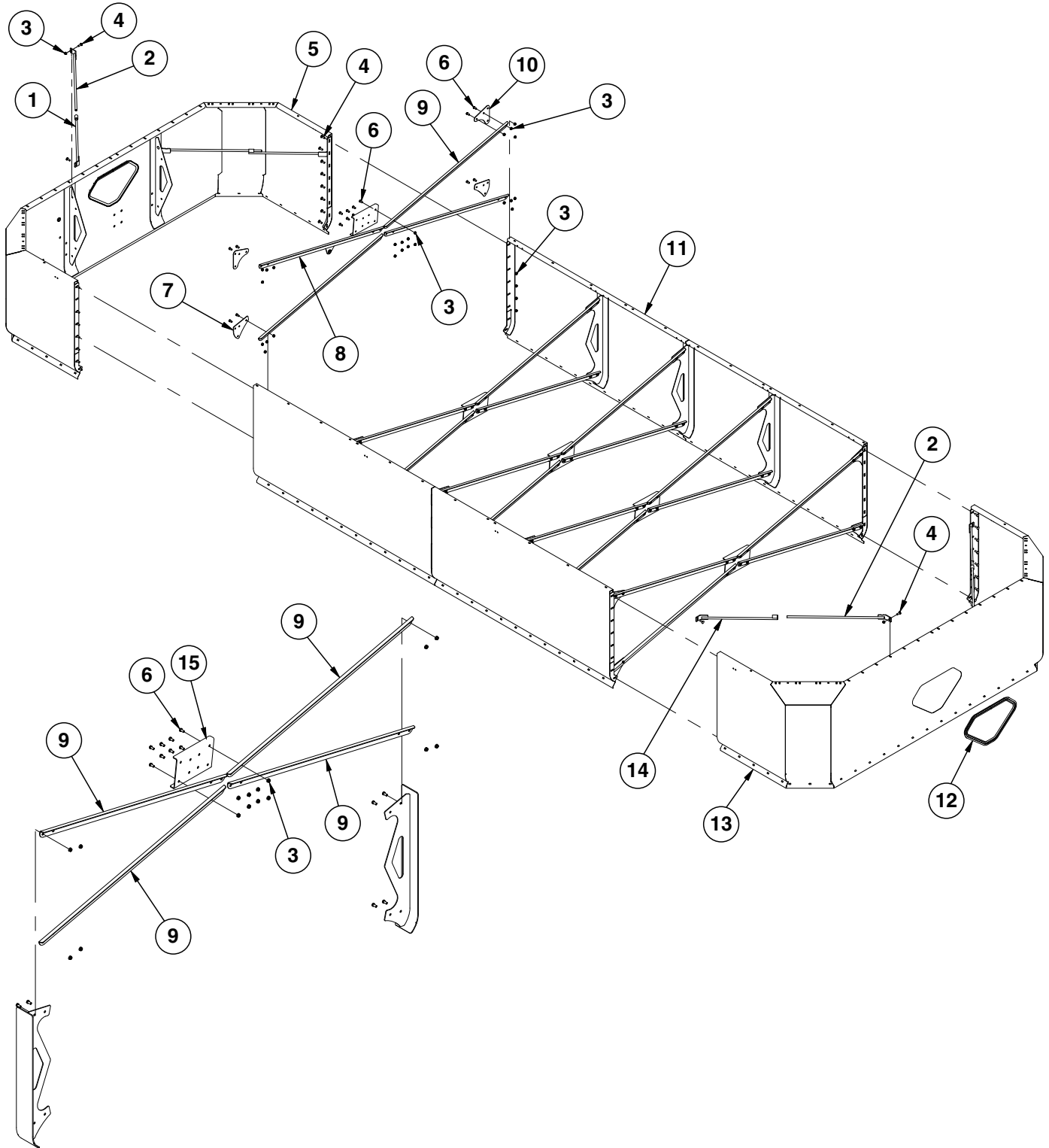


2012-2014 Production

ITEM	PART NO.	QTY.	DESCRIPTION
12	G10636	2	Carriage Bolt, 1/2"-13 x 1 1/2"
13	G10071	6	Serrated Flange Nut, 1/2"-13
14	GA16647	1	Inner Auger Support (900)
	GA16647	-	Inner Auger Support (1105)
	GA16175	-	Inner Auger Support (1305)
	GA16813	-	Inner Auger Support (1500) (Shown)
15	GA16718	1	Stiffener Plate
16	GD23896	1	Vertical Auger Stiffener Plate
17	GD23897	1	Auger Brace Strap
18	G10014	4	Hex Head Cap Screw, 1/2"-13 x 1"
19	G11415	14	Serrated Flange Nut, 5/8"-11
20	GA21661	1	Upper Tub Truss Support Assembly (1105)
	GA21667	1	Upper Tub Truss Support Assembly (1205/1305)
	GA21666	1	Upper Tub Truss Support Assembly (1500)
	GA20224	1	Ball Joint Assembly
21	---	-	---
22	G10396	1	Lock Nut, 1"-8
23	GA21006	1	Pivot Bracket (1105)
	GA20225	1	Pivot Bracket (1205/1305)
	GA20230	1	Pivot Bracket (1500)
24	G10119	1	Hex Head Cap Screw, 1"-8 x 3"
25	G11802	2	Hex Head Cap Screw, 1/2"-13 x 1 1/2", Grade 8
26	G11511	2	Lock Nut, 1/2"-13
27	G11389	2	Flat Washer, 1/2" Plated SAE

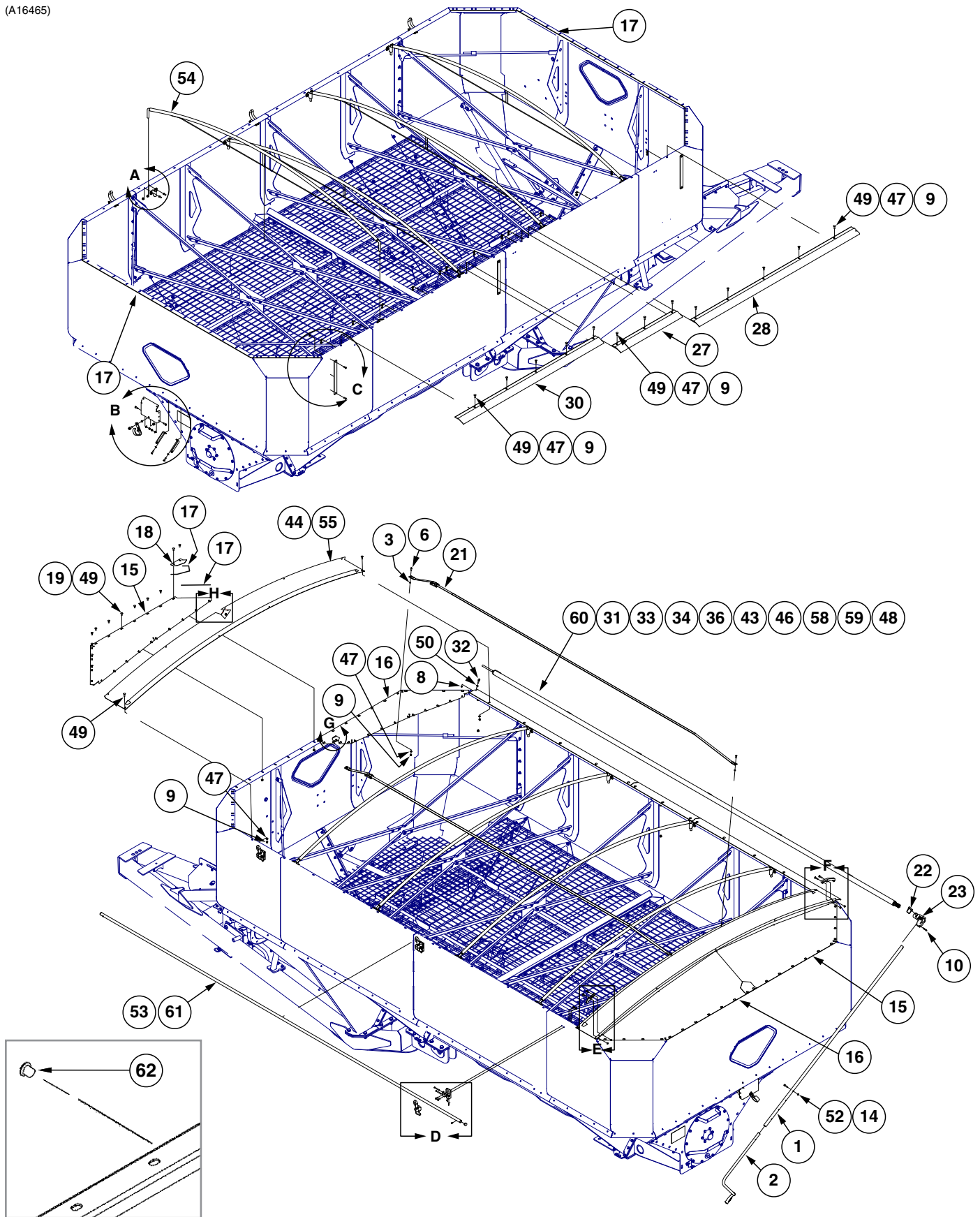
(IP1395)

1305 Model Shown

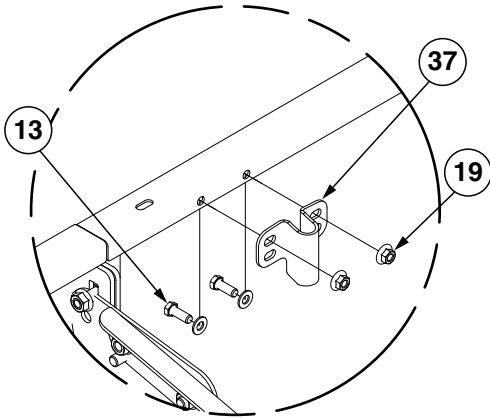


ITEM	PART NO.	QTY.	DESCRIPTION
1	GA16155	2	Corner Brace
2	GA16156	4	Panel Brace
3	G10071	112-148	Serrated Flange Nut, ½"-13
4	G10636	32-36	Carriage Bolt, ½"-13 x 1½"
5	GA16015	1	Front Upper Tank (1105/1305/1500)
	GA25298	1	Front Upper Tank (1205)
6	G10014	80-112	Hex Head Cap Screw, ½"-13 x 1"
7	GD23297	4	Lower Cross Plate (1105/1305/1500)
	GD35336	4	Lower Cross Plate (1205)
8	GA16996	1	Flow Gate Indicator Support (1105/1305/1500)
	GA25302	1	Flow Gate Indicator Support (1205)
9	GD23295	19-27	Cross Brace Strap (1105/1305/1500)
	GD35334	19	Cross Brace Strap (1205)
10	GD23296	4	Upper Cross Plate (1105/1305/1500)
	GD35335	4	Upper Cross Plate (1205)
11	GA16358	1	Upper Side, R.H. (1105)
	GA24555	1	Upper Side, L.H. (1105)
	GA16012	1	Upper Side, R.H. (1305) (Shown)
	GA24554	1	Upper Side, L.H. (1305) (Shown)
	GA24908	1	Upper Side, R.H. (1500)
	GA24553	1	Upper Side, L.H. (1500)
	GA25301	1	Upper Side, R.H. (1205)
	GA25295	1	Upper Side, L.H. (1205)
12	GA15624	2	Window
13	GA16016	1	Rear Upper Tank (1105/1305/1500)
	GA25299	1	Rear Upper Tank (1205)
14	GA15638	2	Rear Side Brace
15	GD26682	5	Center Cross Plate (1105/1305/1500)
	GD35337	5	Center Cross Plate (1205)

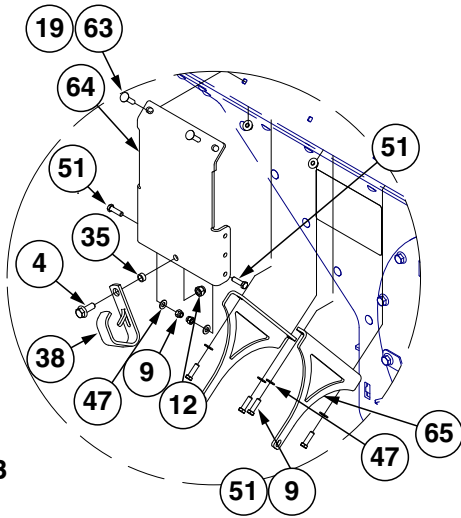
(A16465)



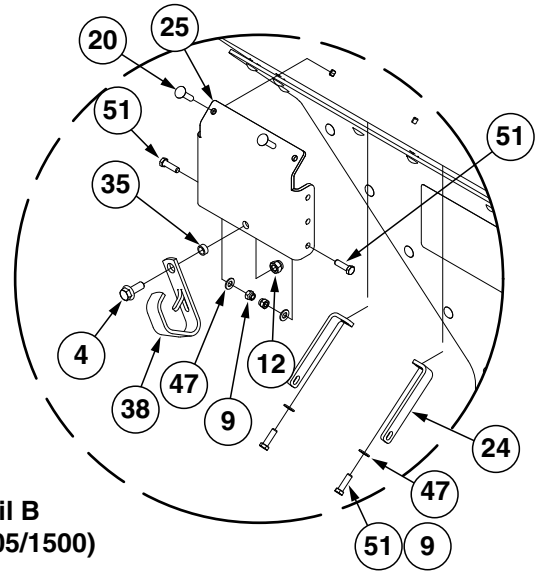
(A16465a)



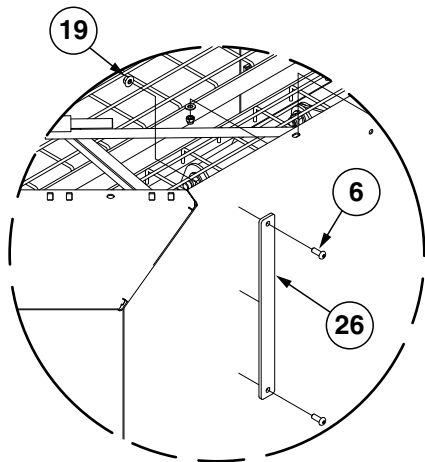
Detail A (8 Places)



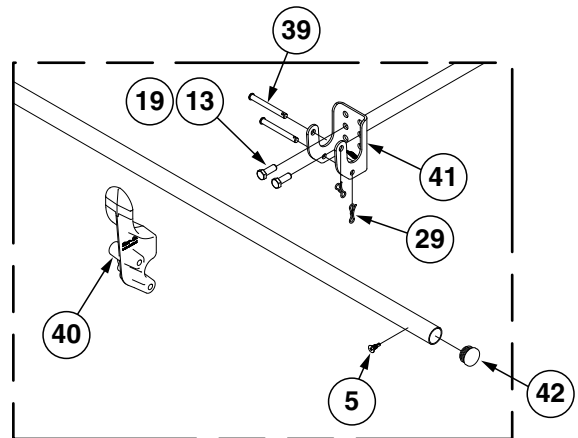
Detail B (1205)



Detail B (1105/1305/1500)

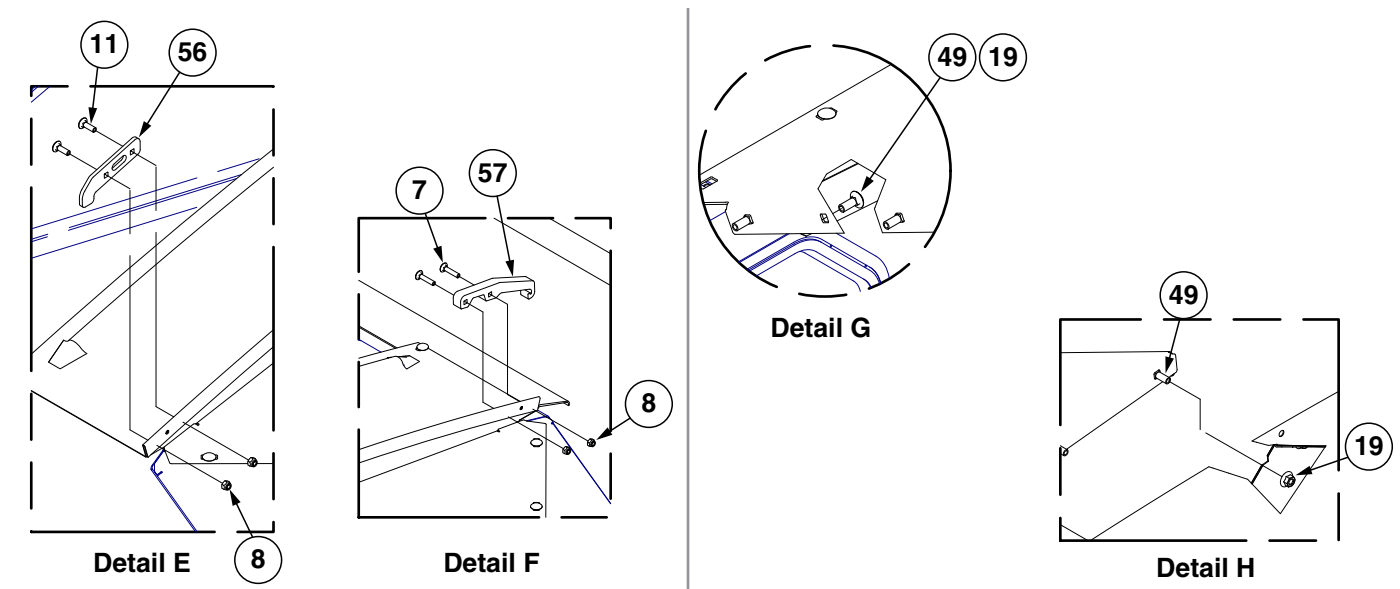


Detail C (3 Places)



Detail D

Continued on following page.

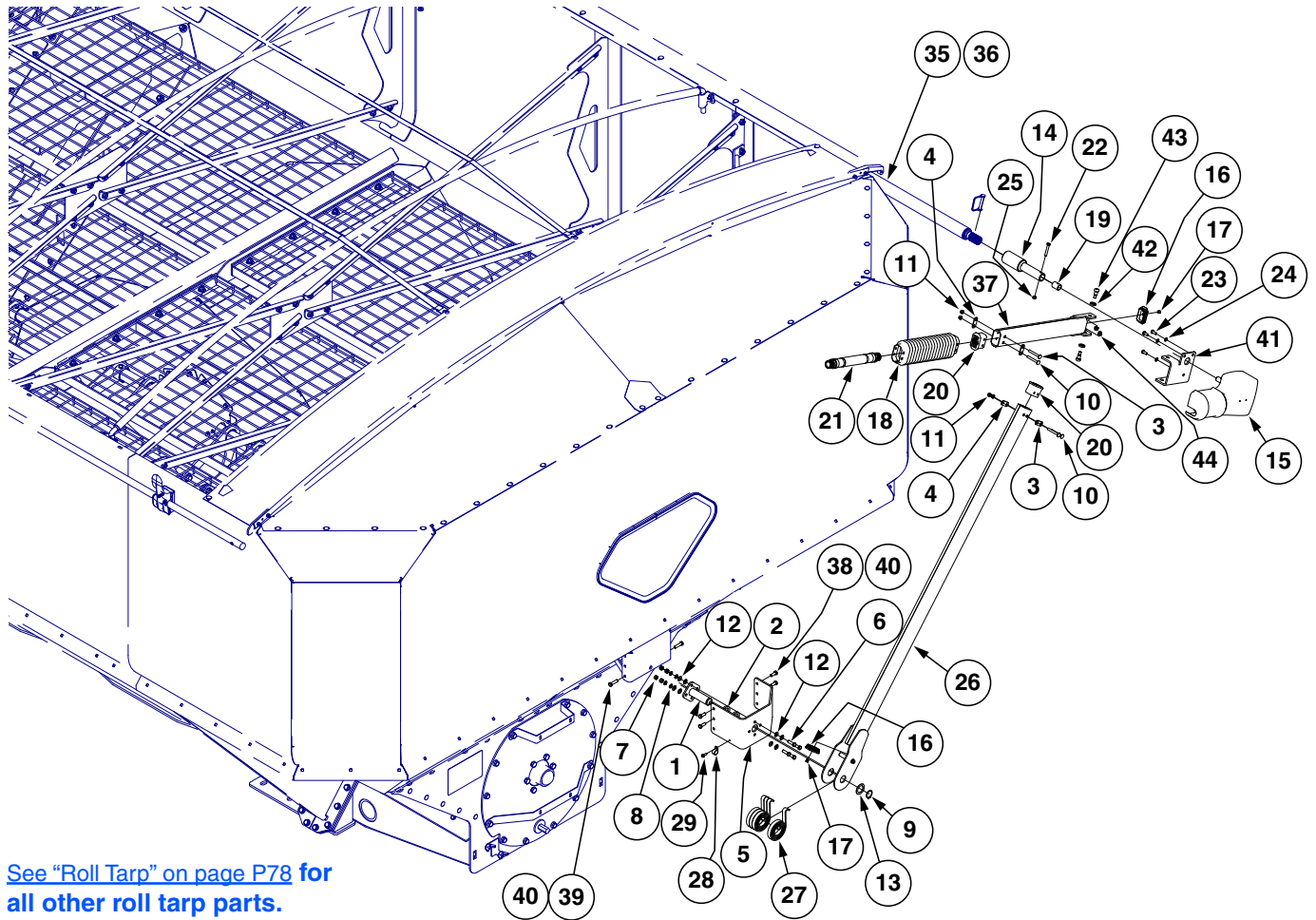


ITEM	PART NO.	QTY.	DESCRIPTION
1	GA21314	1	Upper Crank Pipe, Long
2	GA21313	1	Crank Arm, Short
3	GD19169	4	Anchor Bushing
4	G11724	1	Hex Non-Serrated Flange Cap Screw, 1/2"-13 x 1 1/4", Grade 5
5	G11723	2	Phillips Flat Head Tapping Screw, 1/4"-14 x 3/4"
6	G11721	10	Hex Button Head Cap Screw, 3/8"-16 x 1"
7	G11299	2	Lock Washer, 3/8"
8	G11182	5	Lock Nut W/Nylon Insert, 5/16"-18
9	G10901	23	Lock Nut, 3/8"-16
10	G10610	1	Spring Pin, 3/8" x 2
11	G10303	2	Carriage Bolt, 5/16"-18 x 1"
12	G10111	1	Lock Nut, 1/2"-13
13	G10001	22	Hex Head Cap Screw, 3/8"-16 x 1"
14	G10047	1	Hex Head Cap Screw, 3/8"-16 x 1 3/4"
15	GA16357	2	Tarp End Cap
16	GA16356	2	Tarp End Cap
17	GD25077-01	2	Foam Strip
18	GD23515	2	End Cap Filler
19	G11091	116	Serrated Flange Nut, 3/8"-16
20	G10305	88	Carriage Bolt, 3/8"-16 x 1"
21	GA13443	2	Ridge Strap
22	GA13345	1	Universal Joint Clip
23	GA13344	1	Universal Joint Crank
24	GD27082	2	Crank Support Bar
25	GD27081	1	Crank Retainer Bracket
26	GD23852	3	Roll Tube Deflector
27	GD23849	1	Latch Plate, 37" (1105)
	GD23850	1	Latch Plate, 77" (1205/1305)
	GD23851	2	Latch Plate, 56" (1500)
28	GD23848	1	Front Latch Plate, 96"

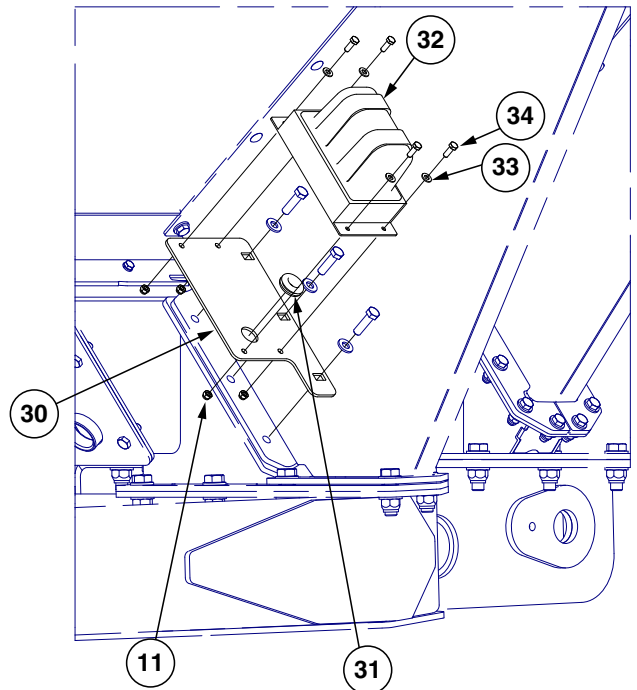
Continued on following page.

ITEM	PART NO.	QTY.	DESCRIPTION
29	GD20596	6	Bow Tie Cotter Pin, 1 $\frac{3}{8}$ "
30	GD23847	1	Rear Latch Plate, 84"
31	GD19171	1	Cord Protector
32	GD19067	1	Eye Bolt, $\frac{5}{16}$ "-18 x 1"
33	GD19068	6	Phillips Pan Head Self-Tapping Screw, $\frac{1}{4}$ " x $\frac{3}{4}$ "
34	GD18990	6	Half Round Tarp Clamp
35	GD18987	1	Crank Retainer Bushing
36	GD18986	1	Stretch Cord
37	GD18982	8	Bow Bracket
38	GD18980	1	Crank Retainer Hook
39	GD18978	6	Tarp Stop Pin
40	GD31526	3	Tarp Stop Shank
41	GD18976	3	Tarp Stop Bracket
42	GD18975	2	Fixed Tube End Plug
43	GD18974	1	Roll Tube End Plug
44	GR2060	25	Weather Seal
45	---	---	---
46	G11389	1	Flat Washer, $\frac{1}{2}$ " Plated SAE
47	G11387	34-52	Flat Washer, $\frac{3}{8}$ " SAE
48	G11229	1	Slotted Pan Head Self-Tapping Screw, 10-16 x $\frac{1}{2}$ "
49	G10599	15	Carriage Bolt, $\frac{3}{8}$ "-16 x 1 $\frac{1}{4}$ "
50	G10106	1	Hex Nut, $\frac{5}{16}$ "-18
51	G10004	4	Hex Head Cap Screw, $\frac{3}{8}$ "-16 x 1 $\frac{1}{4}$ "
52	G10108	1	Lock Nut, $\frac{3}{8}$ "-16
53	GA16453	1	Tarp (1105)
	GA16454	-	Tarp (1205/1305)
	GA16455	-	Tarp (1500)
54	GA22224	4	Bow
55	GA16450	2	Top Mount Cap
56	GD29479	1	L.H. Tarp Protector
57	GD29478	1	R.H. Tarp Protector
58	GD18991	1	Roll Return Pipe
59	GD18992	2	Roll Return Pipe
60	GA16447	1	Roll Tube (1105)
	GA16448	1	Roll Tube (1205/1305)
	GA18154	1	Roll Tube (1500)
61	GD23841	1	Fixed Tube (1105)
	GD23842	1	Fixed Tube (1205/1305)
	GA18155	1	Fixed Tube (1500)
62	G11406	-	Locking Plastic Plug, $\frac{3}{8}$ "
A	G1K617	-	Tarp Protector Kit (Includes Items, 7-8, and 56-57)

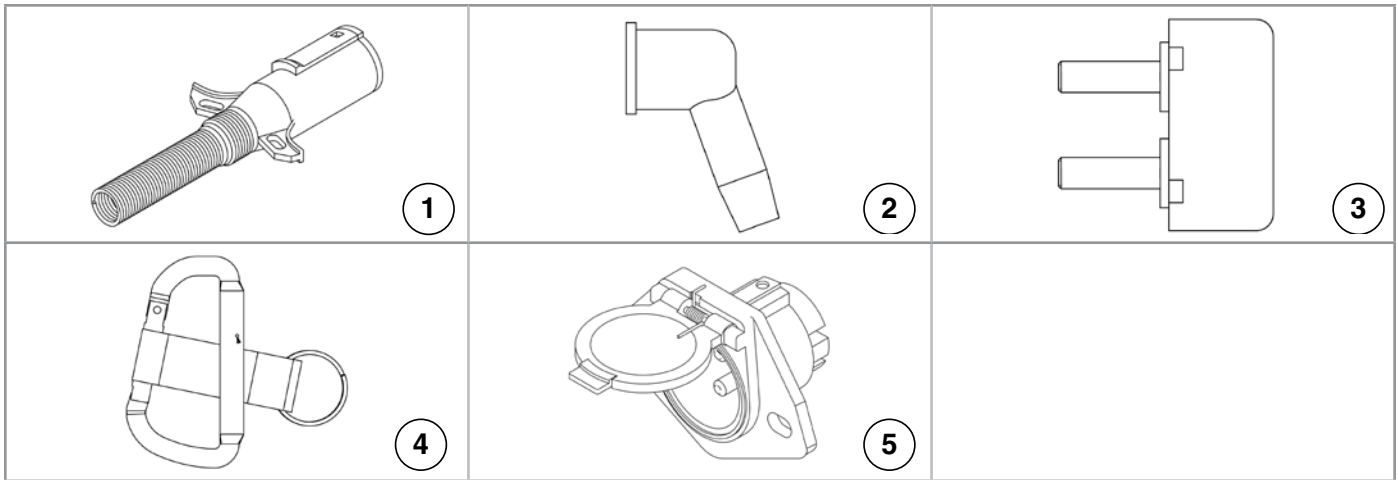
(A16469)



See "Roll Tarp" on page P78 for all other roll tarp parts.



ITEM	PART NO.	QTY.	DESCRIPTION
1	GA16460	1	Pivot Pin
2	GD24094	2	Spacer Washer
3	GD27039	2	Bellow Plate
4	GD27041	2	Bellow Plate
5	GD27095	1	Pivot Bracket
6	G10004	4	Hex Head Cap Screw, 3/8"-16 x 1 1/4"
7	G10101	4	Hex Nut, 3/8"-16
8	G10229	4	Lock Washer, 3/8"
9	G10430	1	External Retaining Ring, 1 1/4"
10	G10902	4	Carriage Bolt, 5/16"-18 x 2 1/2"
11	G11182	8	Lock Nut W/Nylon Insert, 5/16"-18
12	G11387	8	Flat Washer, 3/8" SAE
13	G11484	1	Flat Washer
14	GA18833	1	Motor Adapter
15	GA18840	1	Durabilt Motor, 3 1/8" Shaft
16	GD27042	2	Cap Plug W/Hole
17	GD27043	2	Dome Plug
18	GD27044	1	Bellow Rubber Arm
19	GD27036	1	Motor Adapter Sleeve Bearing
20	GD27100	2	Flexible Arm Joint End Cap
21	GD23855	1	Flex Arm Joint
22	G10041	1	Hex Head Cap Screw, 5/16"-18 x 2"
23	G10043	3	Hex Head Cap Screw, 5/16"-18 x 3/4"
24	G10232	3	Lock Washer, 5/16"
25	G10109	1	Lock Nut, 5/16"-18
26	GA18836	1	Lower Flex Arm
27	GD23856	4	Spiral Torsion Spring
28	G11483	1	Wire Clip
29	G11644	1	Slotted Hex Non-Serrated Flange Tapping Screw, 1/4"-20 x 1"
30	GD24041	1	Receiver Mount
31	GR2059	1	Rubber Grommet
32	GA25270	1	Wireless Receiver
	GA25269	-	Remote
33	G11386	4	Flat Washer, 5/16" SAE
34	G10991	4	Hex Head Cap Screw, 5/16"-18 x 7/8"
35	GD19068	3	Phillips Pan Head Self-Tapping Screw, 1/4" x 3/4"
36	GD18990	3	Half Round Tarp Clamp
37	GA18835	1	Upper Flex Arm
38	G10001	4	Hex Head Cap Screw, 3/8"-16 x 1"
39	G10003	2	Hex Head Cap Screw, 3/8"-16 x 1 1/2"
40	G11091	6	Serrated Flange Nut, 3/8"-16
41	GD27037	1	Motor Mount Bracket
42	GD27038	2	Upper Arm Spacer
43	G11605	2	Hex Socket Head Shoulder Screw, 5/8" x 3/8"-16
44	G10901	2	Lock Nut, 3/8"-16

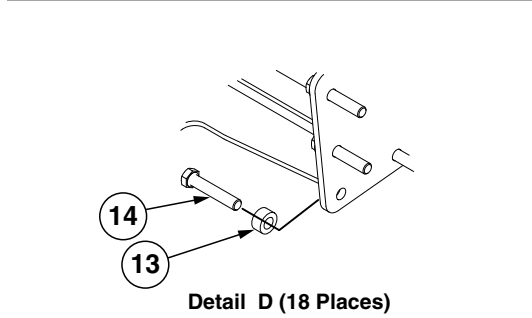
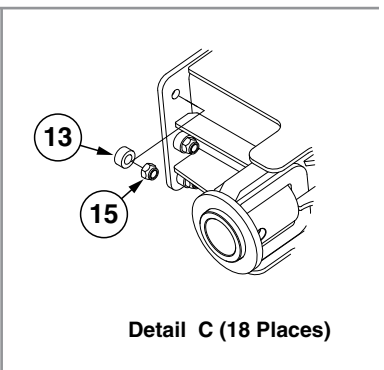
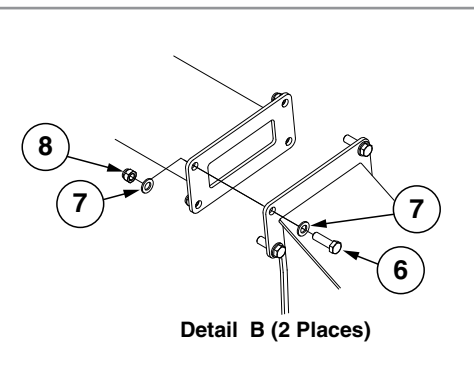
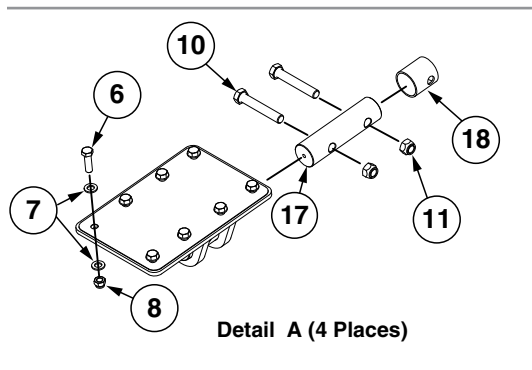
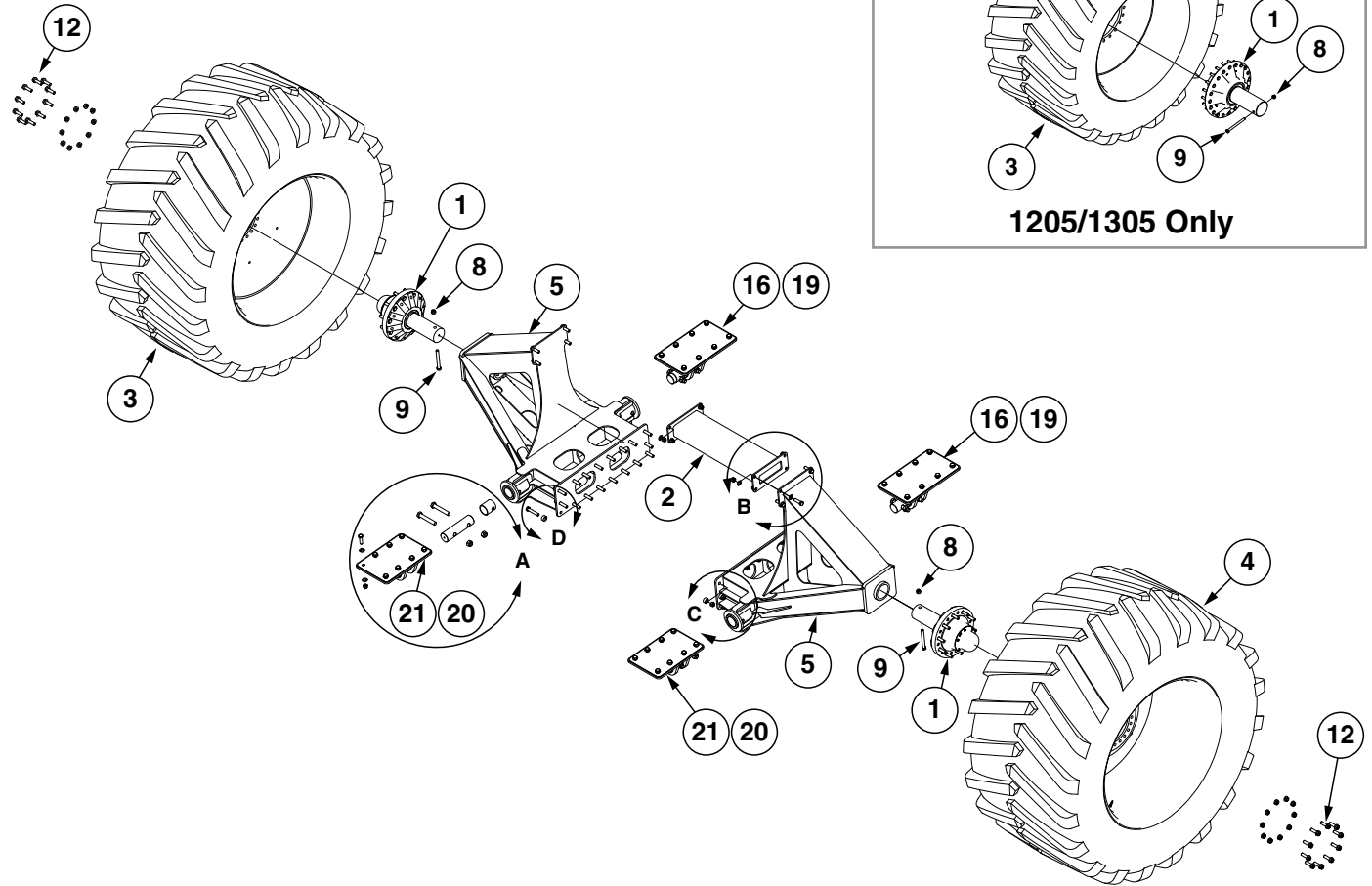


ITEM	PART NO.	QTY.	DESCRIPTION
1	GD24253	-	Male Plug
2	GD24254	-	Insulating Boot
3	GA16780	-	40 Amp Circuit Breaker
4	GA16778	-	Carabineer Keystrip
5	GD24252	-	Female Plug

This page left blank intentionally.

(A16105/A15919)

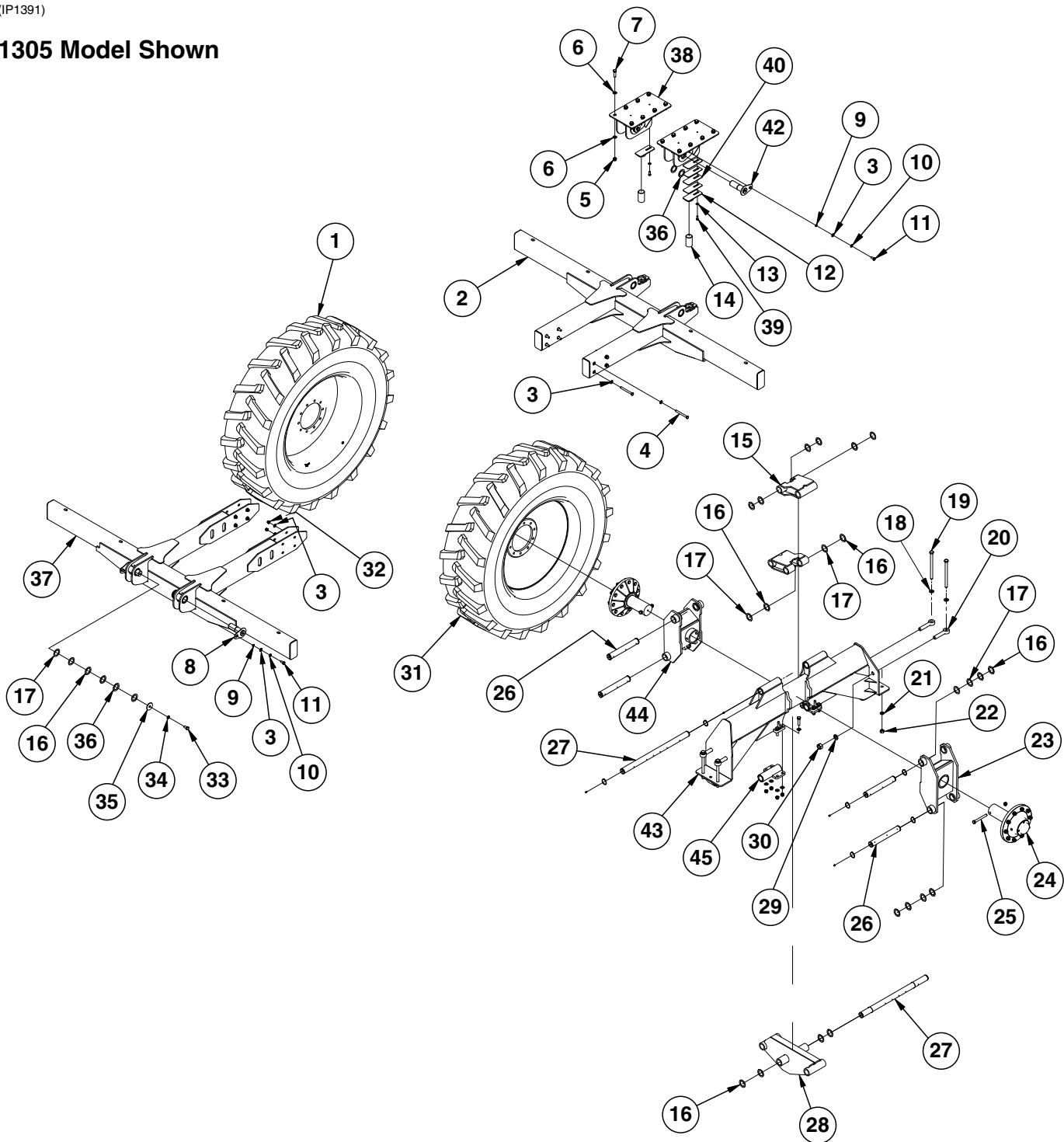
1105 Shown



ITEM	PART NO.	QTY.	DESCRIPTION
1	---	2	See "Hub Assembly (1105 Flotation)" on page P105 See "Hub Assembly (1205/1305 Flotation)" on page P106
2	GA16296	1	Crossover Tube
3	---	1	See "Tire Assemblies (Flotation)" on page P108
4	---	1	See "Tire Assemblies (Flotation)" on page P108
5	GA20207 GA20206	2 2	Flotation Axle (1105) Flotation Axle (1205/1305)
6	G10027	40	Hex Head Cap Screw, 3/4"-10 x 2 1/2"
7	G11392	80	Flat Washer, 3/4" SAE
8	G10112	42	Lock Nut, 3/4"-10
9	G10400 G10895	2	Hex Head Cap Screw, 3/4"-10 x 6 1/2" (1105) Hex Head Cap Screw, 3/4"-10 x 8 1/2" (1205/1305)
10	G10648	8	Hex Head Cap Screw, 1"-8 x 6", Grade 8
11	G10396	8	Lock Nut, 1"-8
12	GD16712	20	Bolt, 3/4"-16 x 2 1/2" (1105 Only)
13	GD29032	36	Spacer, 1/2" O.D. x .813 I.D. x 3/4"
14	GD29052	18	Hex Head Cap Screw, 3/4"-10 x 4", Grade 8
15	GD29053	18	Lock Nut, 3/4"-10, Grade C
16	GA20211	2	Rear Axle Frame
17	GD29289	4	Axle Pin
18	GD29292	4	Inner Weigh Beam Sleeve
19	GD29310	2	Shim
20	GD29309	2	Shim
21	GA20220	2	Front Axle Frame
22	G10625	40	Flange Nut, 3/4"-16

(IP1391)

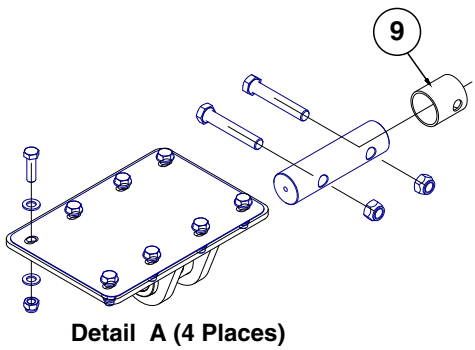
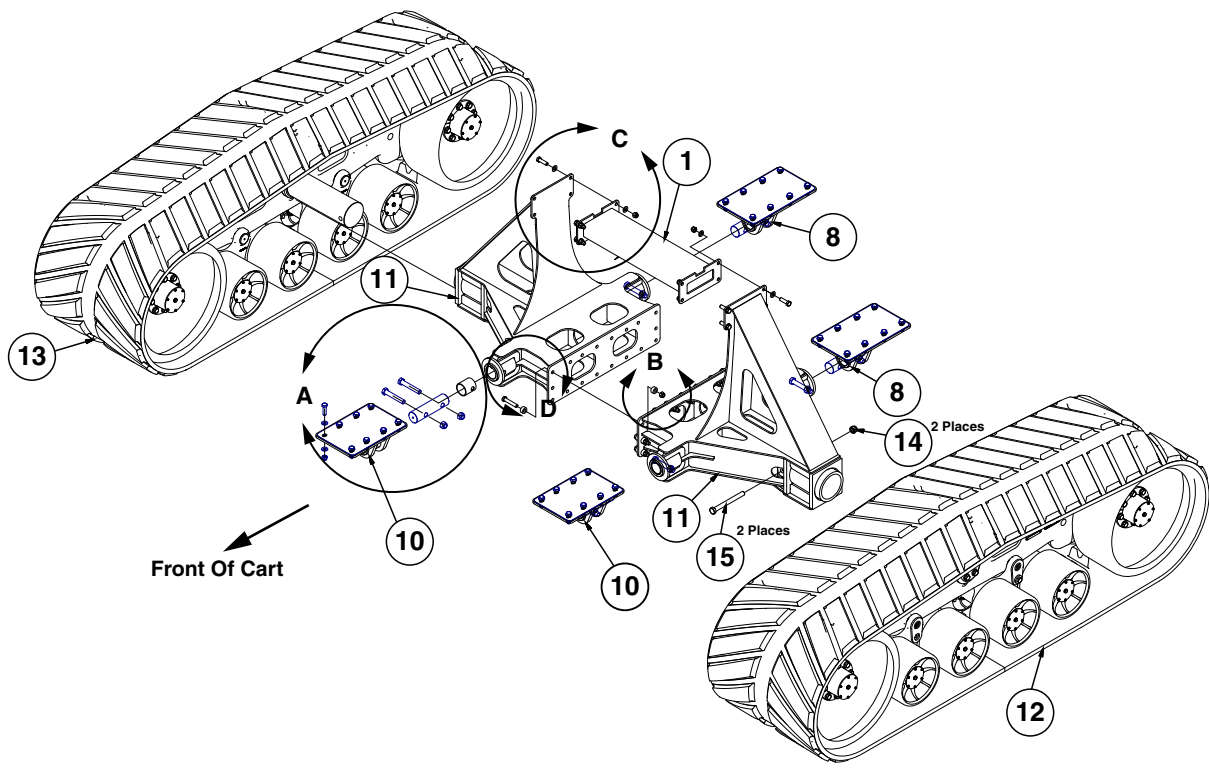
1305 Model Shown




ITEM	PART NO.	QTY.	DESCRIPTION
1	---	-	See "Tire Assemblies (Row Crop)" on page P109
2	GA17305	1	Row Crop Rear Axle
3	G11391	20	Flat Washer, 5/8" SAE
4	G10068	8	Hex Head Cap Screw, 5/8"-11 x 6"
5	G10112	12/16	Lock Nut, 3/4"-10
6	G11392	24/32	Flat Washer, 3/4" SAE

ITEM	PART NO.	QTY.	DESCRIPTION
7	G10027	12/16	Hex Head Cap Screw, 3/4"-10 x 2 1/2"
8	GA17045	2	Solid Axle Pin
9	GD1109	4	Bushing, 4 1/64" I.D. x 7/8" O.D. x 1/4" Long
10	G10230	4	Lock Washer, 5/8"
11	G10055	4	Hex Head Cap Screw, 5/8"-11 x 1 1/4"
12	GA14475	2	Top Load Cell
13	G11389	2	Flat Washer, 1/2" Plated SAE
14	GD24853	2	Load Cell Blank
15	GA16995	4	Top Arm Support Link
16	G10234	38	Machine Bushing, 2 1/8", 10 Gauge (.1345")
17	G10336	38	Machine Bushing, 2 1/8", 14 Gauge (.0747")
18	G11393	8	Flat Washer, 7/8"
19	G11041	8	Hex Head Cap Screw, 7/8"-9 x 12"
20	GD13626	8	Eyebolt, 1 1/4"-7 x 6 5/8"
21	G10330	8	Lock Washer, 7/8"
22	G10955	8	Hex Nut, 7/8"-9
23	GA18842	2	Outer Link Plate
24	GA15643	4	See "Hub Assembly (Row Crop Without Electronic Scale Package)" on page P107
	G10400	4	Hex Head Cap Screw, 3/4"-10 x 6 1/2"
	G10112	4	Lock Nut, 3/4"-10
25	G10400	4	Hex Head Cap Screw, 3/4"-10 x 6 1/2"
	G10112	4	Lock Nut, 3/4"-10
26	GD14436	8	Pin, 2 1/8" x 15 3/8"
	G10641	8	Grease Fitting, 1/8" NPT
	G11093	16	External Retaining Ring, 2 1/8"
27	GD14437	4	Pin, 2 1/8" x 35 7/8"
	G10641	8	Grease Fitting, 1/8" NPT
	G11093	8	External Retaining Ring, 2 1/8"
28	GA17091	2	Bottom Arm Link
29	G10236	8	Lock Washer, 1 1/4"
30	G10239	8	Hex Nut, 1 1/4"-7
31	---	-	See "Tire Assemblies (Row Crop)" on page P109
32	G10107	8	Lock Nut, 5/8"-11
33	G10156	4	Hex Head Cap Screw, 3/4"-10 x 1 1/4"
34	G10231	4	Lock Washer, 3/4"
35	GD9592	4	Special Washer
36	G10404	8	Machine Bushing, 3 1/8" x 2 1/8" x 3/16"
37	GA17306	1	Row Crop Front Axle
38	GA17394	2	Rear Axle Mount, 1305 (Shown)
	GA17395	-	Rear Axle Mount, 1105
39	G10037	2	Hex Head Cap Screw, 1/2"-13 x 1 1/4"
40	GD23996	8	Load Cell Shim, 10 Gauge (.1345") (As Required)
41	GD25149	8	Load Cell Shim, 16 Gauge (.0598") (As Required)
42	GA17396	2	Solid Axle Pin
43	GA17294	2	Row Crop Axle
44	GA18843	2	Inner Link Plate
45	GA17293	4	Row Crop Axle Sleeve
	G10543	16	Hex Head Cap Screw, 3/4"-10 x 3", Full Thread
	G11392	32	Flat Washer, 3/4" SAE
	G10112	16	Lock Nut, 3/4"-10

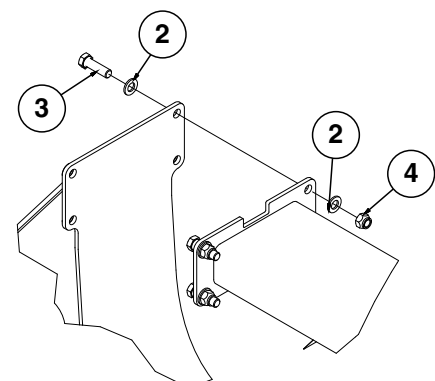
(A24363)



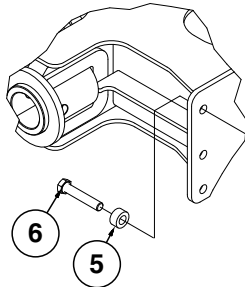
Detail A (4 Places)



Detail B (18 Places)



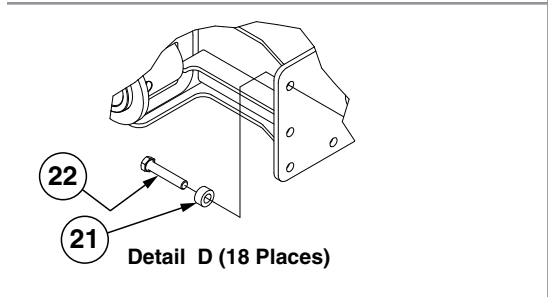
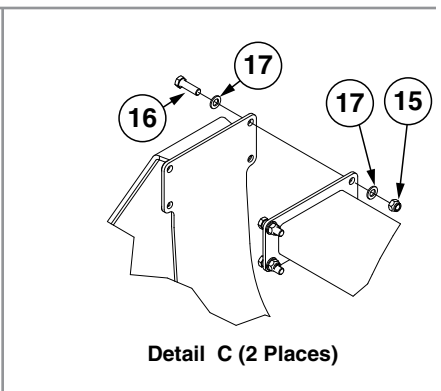
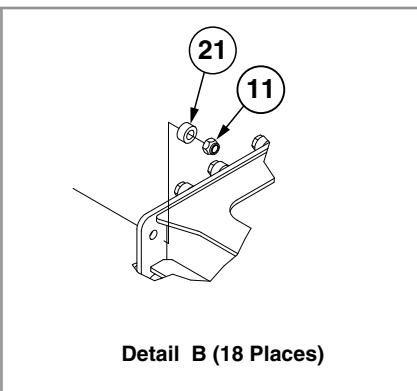
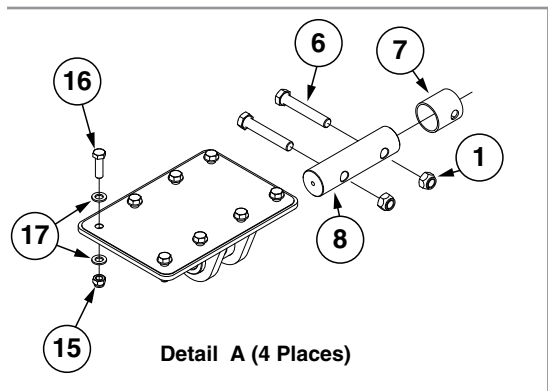
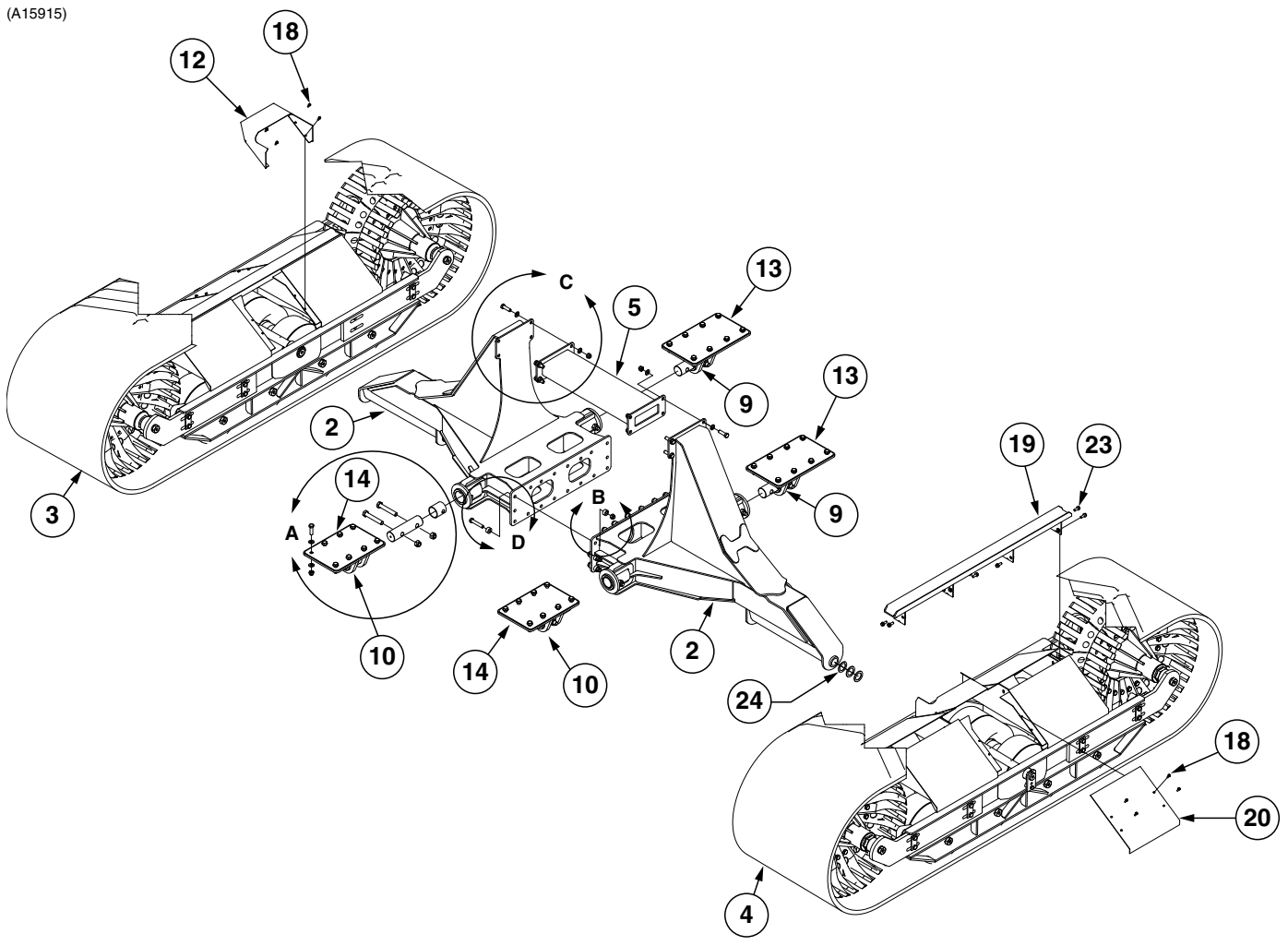
Detail C (2 Places)



Detail D (18 Places)

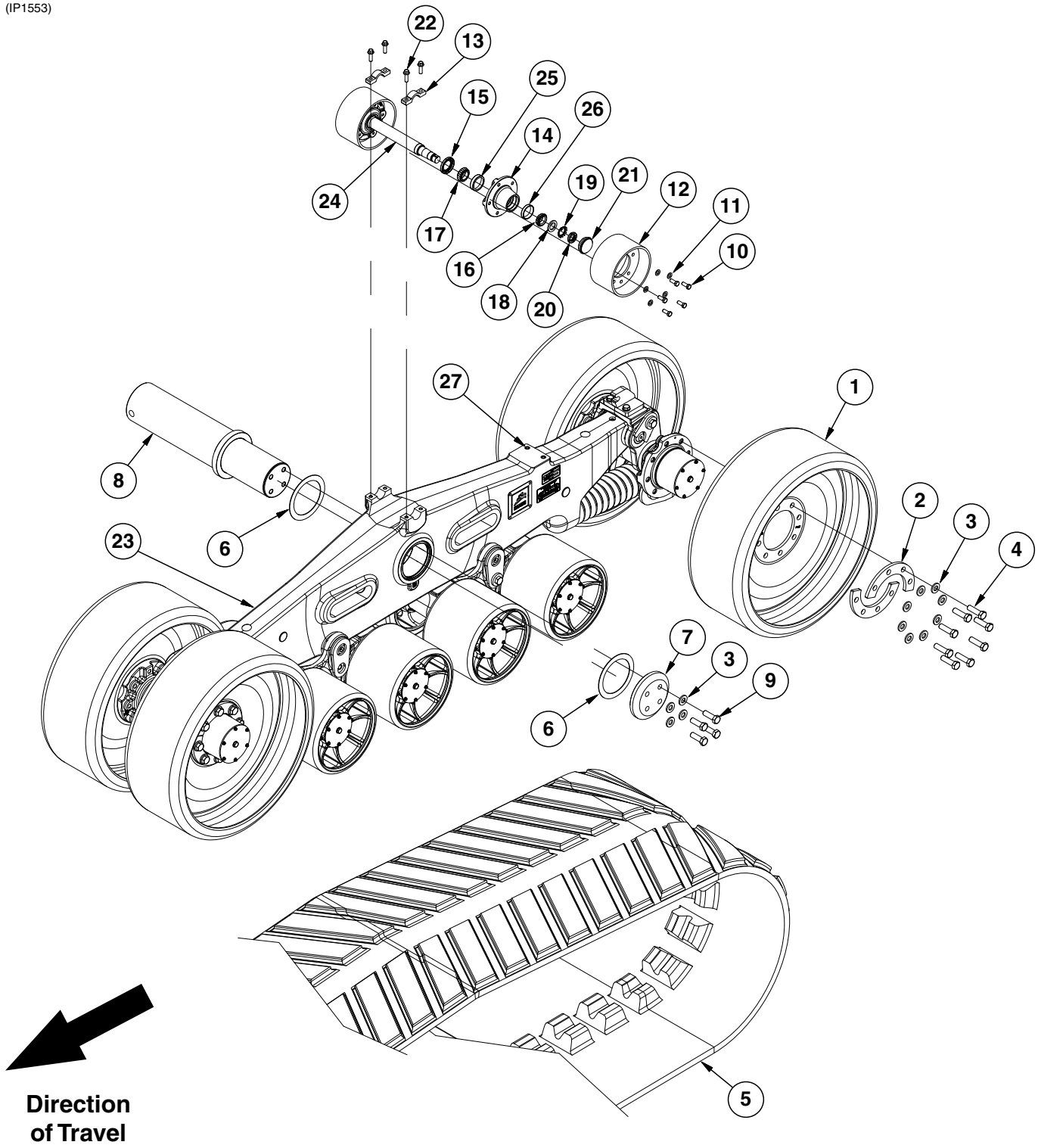
ITEM	PART NO.	QTY.	DESCRIPTION
1	GA16296	1	Crossover Tube
2	G11392	16	Flat Washer, 3/4" SAE
3	G10027	8	Hex Head Cap Screw, 3/4"-10 x 2 1/2"
4	G10112	8	Lock Nut, 3/4"-10
5	GD29032	36	Spacer, 1/2" O.D. x .813 I.D. x 3/4"
6	GD29052	18	Hex Head Cap Screw, 3/4"-10 x 4", Grade 8
7	GD29053	18	Lock Nut, 3/4"-10, Grade C
8	GA20211	2	Rear Axle Frame
9	GD29292	4	Inner Weigh Beam Sleeve
10	GA20220	2	Front Axle Frame
11	GA24359	2	Track Axle
12	---	1	See "Track Assembly (1105/1205/1305)" on page P93
13	---	1	See "Track Assembly (1105/1205/1305)" on page P93
14	G10396	2	Lock Nut, 1"-8
15	G10808	2	Hex Head Cap Screw, 1"-8 x 10", Grade 8

(A15915)



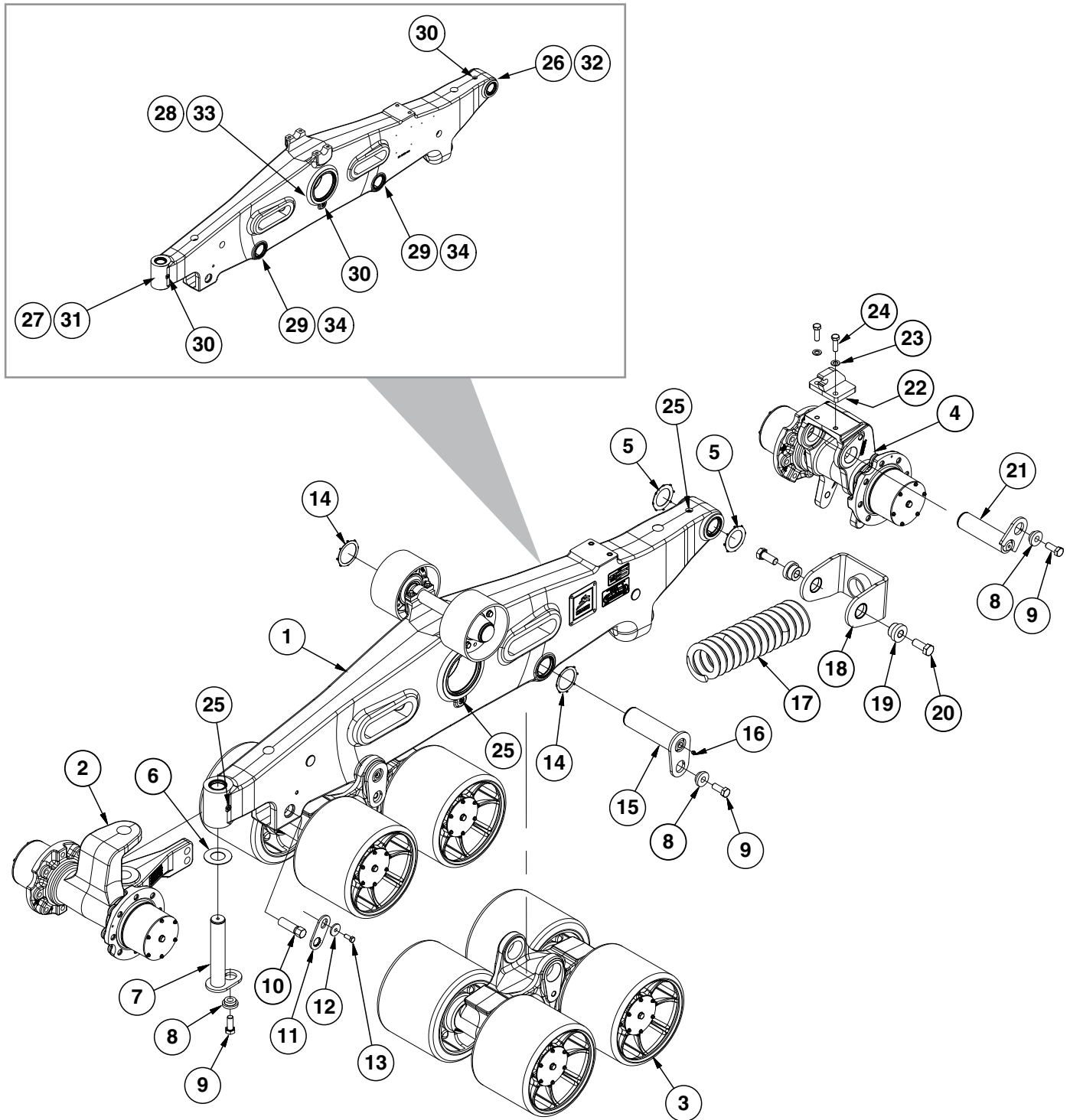
ITEM	PART NO.	QTY.	DESCRIPTION
1	G10396	8	Lock Nut, 1"-8
2	GA20209	2	Track Axle (1500)
3	---	1	See "36" Track Assembly" on page P127
4	---	1	See "36" Track Assembly" on page P127
5	GA16296	1	Crossover Tube
6	G10648	8	Hex Head Cap Screw, 1"-8 x 6", Grade 8
7	GD29292	4	Inner Weigh Beam Sleeve
8	GD29289	4	Axle Pin
9	GA20211	2	Rear Axle Frame
10	GA20220	2	Front Axle Frame
11	GD29053	18	Lock Nut, 3/4"-10, Grade C
12	GD25203	2	Mud Sheild
13	GD29310	2	Shim
14	GD29309	2	Shim
15	G10112	40	Lock Nut, 3/4"-10
16	G10027	40	Hex Head Cap Screw, 3/4"-10 x 2 1/2"
17	G11392	80	Flat Washer, 3/4" SAE
18	G11480	16	Hex Socket Flange Cap Screw, 5/16"-18 x 1"
19	GA15838	2	Track Guide
20	GD22880	2	Mud Sheild Cover
21	GD29032	36	Spacer, 1/2" O.D. x .813 I.D. x 3/4"
22	GD29052	18	Hex Head Cap Screw, 3/4"-10 x 4", Grade 8
23	G11271	16	Hex Socket Flange Cap Screw, 1/2"-13 x 1 1/4"

(IP1553)



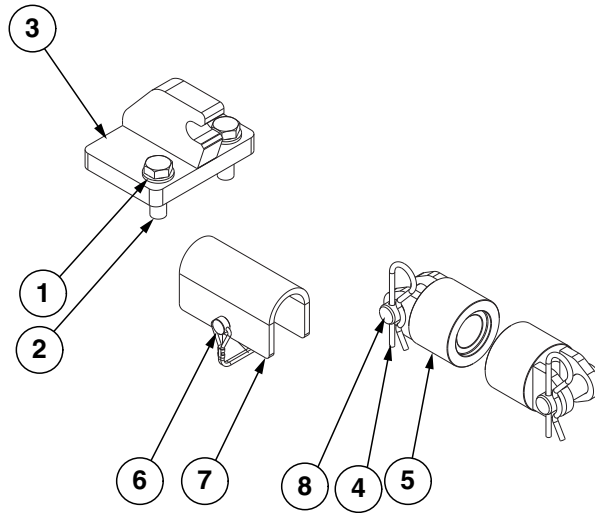
ITEM	PART NO.	QTY.	DESCRIPTION
1	GD34884	4	Idler Wheel
2	GD34856	8	Idler Wheel Back-up Ring
3	GD34836	36	Idler Washer
4	G12211-70	32	Hex Head Cap Screw, M20-2.5 x 70
5	GD34885	1	Pull Behind Track, 302" x 36"
6	GD34887	2	Thrust Washer
7	GD34888	1	End Cap
8	GD34886	1	Main Pin
9	G12210-60	4	Hex Head Cap Screw, M20-2.5 x 60
10	G12207-30	10	Hex Head Cap Screw, M12-1.75 x 30
11	G12039	10	Flat Washer, M12
12	GD34879	2	Roller Carrier
13	GD34859	2	Axle Retainer, Thin Block
14	GD34838	2	Hub W/Bearing Races
15	GD34869	2	Grease Seal
16	GR2277	2	Outer Bearing
17	GR2276	2	Inner Bearing
18	GD34858	2	Tongued Washer
19	GD34865	2	Lock Washer
20	GD34864	2	Lock Nut
21	GD34873	2	Hub Cap
22	G12208-40	4	Hex Socket Flange Cap Screw, M12-1.75 x 40
23	---	-	See "Track Main Frame (1105/1205/1305)" on page P95
24	GD34857	-	Axle Roller Carrier
25	GD34839	1	Carrier Inner Bearing Race
26	GD34840	1	Carrier Outer Bearing Race
27	GD35092	2	Tapered Plug, M16 x 2
A	GA24938	-	Roller Assembly, Items 14-21 and 24-26

(IP1554)



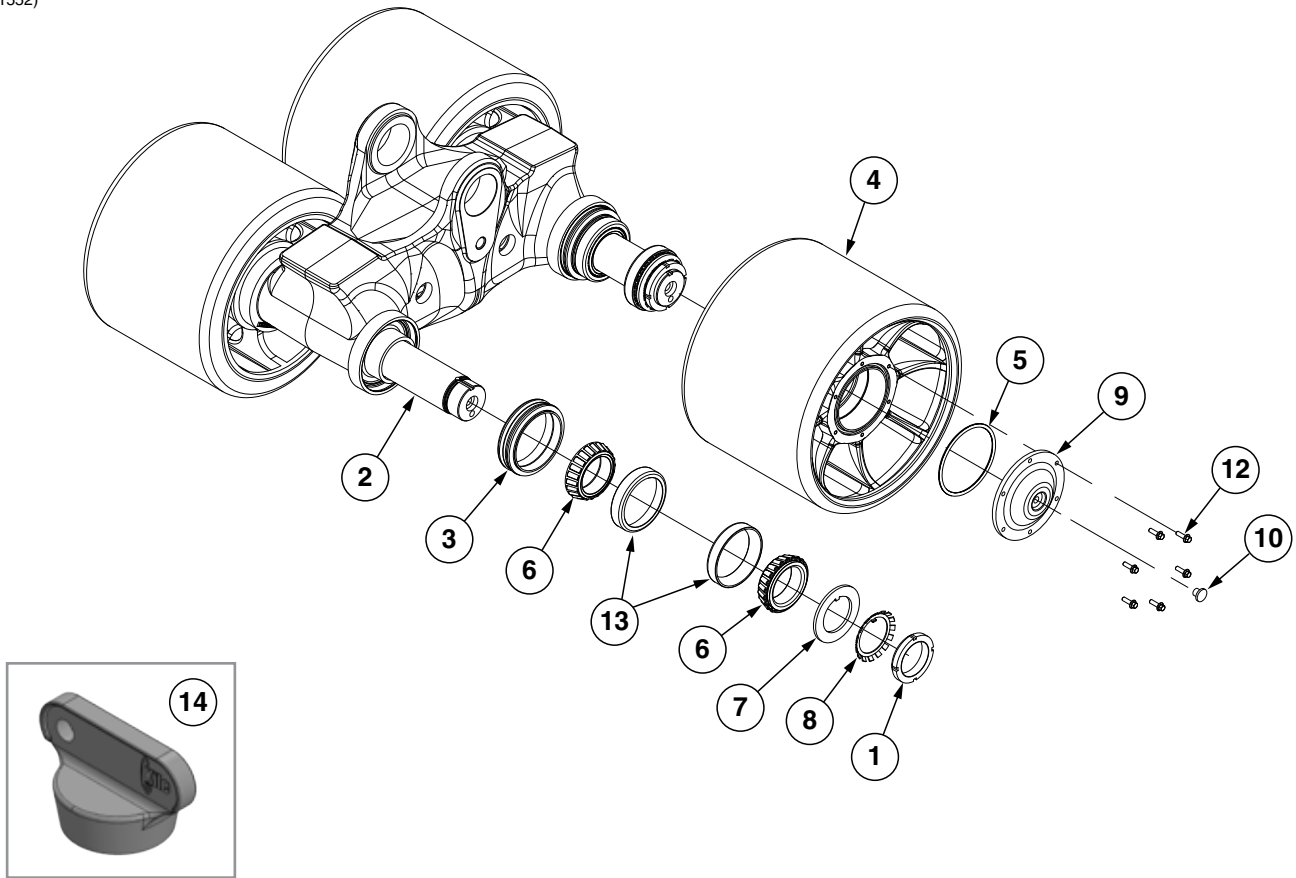
ITEM	PART NO.	QTY.	DESCRIPTION
1	GA24936	1	Main Frame (Non-Stock Item)
2	GA24942	1	Alignment
3	GA24940	2	See "Bogie Hub Assembly (1105/1205/1305)" on page P98
4	GA24939	1	Tension Link
5	GD34861	2	Thrust Washer, 60mm
6	GD34854	1	Thrust Washer
7	GD34878	1	Pin, 50mm
8	GD34855	4	Flanged Spacer
9	G12209-50	4	Hex Head Cap Screw, M20-2.5 x 50
10	GD35091	2	Long Head Set Screw, 1 1/8" x 85mm
11	GD34853	2	Lock Plate
12	GD34851	2	Flanged Spacer
13	G12207-30	2	Hex Head Cap Screw, M12-1.75 x 30
14	GD34863	4	Thrust Washer
15	GD34882	2	Pin
16	G10641	2	Grease Fitting, 1/8" NPT
17	GD34874	1	Spring
18	GD34843	1	Seat Spring
19	GD34862	2	Flanged Spacer
20	G12206-60	2	Hex Head Cap Screw, M24-3.0 x 60
21	GD34880	1	Tensioner Pin
22	GD34891	1	Bracket
23	G12040	2	Flat Washer, M16
24	G12205-50	2	Hex Head Cap Screw, M16-2.0 x 50
25	G10641	4	Grease Fitting, 1/8" NPT
26	GD34846	2	Bushing
27	GD34847	2	Bushing
28	GD34849	2	Bushing
29	GD34850	4	Bushing
30	G10641	4	Grease Fitting, 1/8" NPT
31	GD34867	2	Scraper Seal
32	GD34868	2	Scraper Seal
33	GD34870	2	Scraper Seal
34	GD34872	4	Scraper Seal

(A24944)



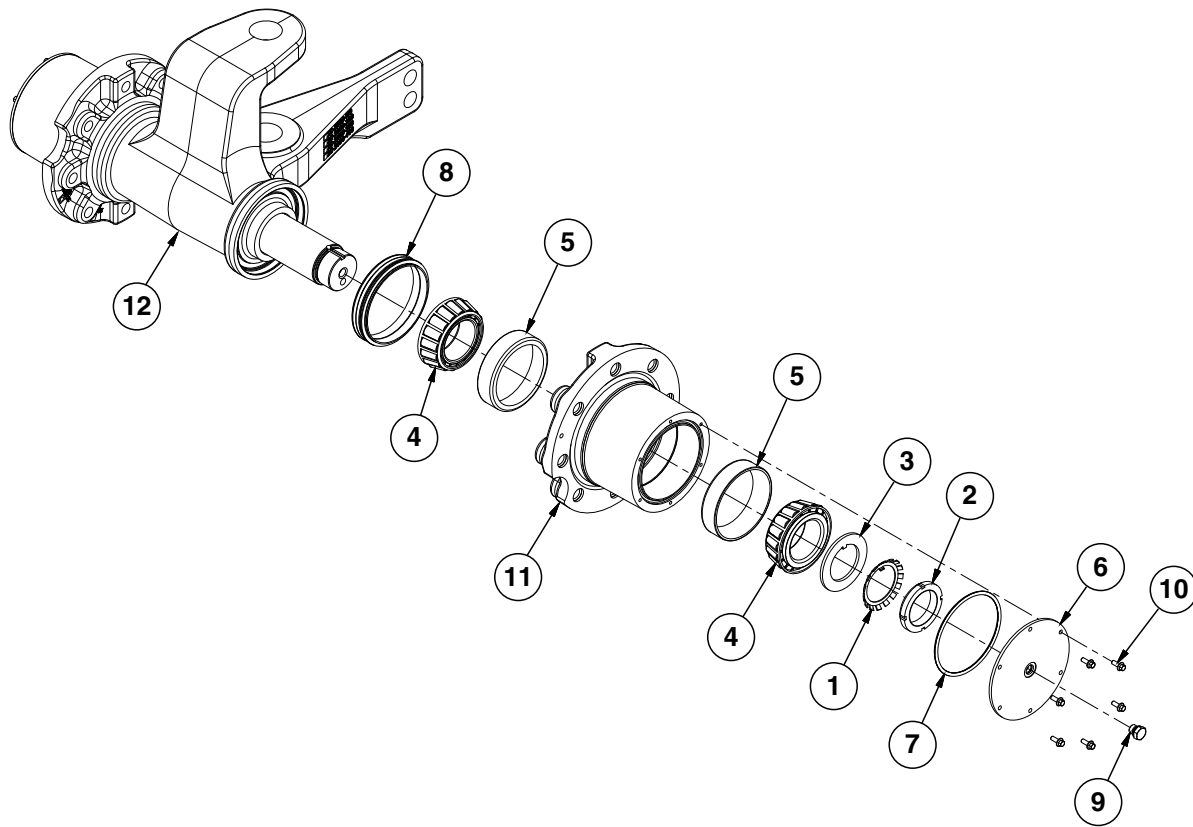
ITEM	PART NO.	QTY.	DESCRIPTION
1	G12040	2	Flat Washer, M16
2	G12205-50	2	Hex Head Cap Screw, M16-2.0 x 50
3	GD34891	1	Bracket
4	G12204	2	Hair Pin Clip, 5MM
5	GD34892	2	Cylinder End
6	GD35310	1	Wire Lock Pin, 5/16" x 3 1/8"
7	GD34889	1	Locking C Shape Plate
8	G12203	2	Clevis Pin, M20 x 60
A	GA24944	-	Detensioning Tool Kit Complete, Items 1-8

(IP1552)



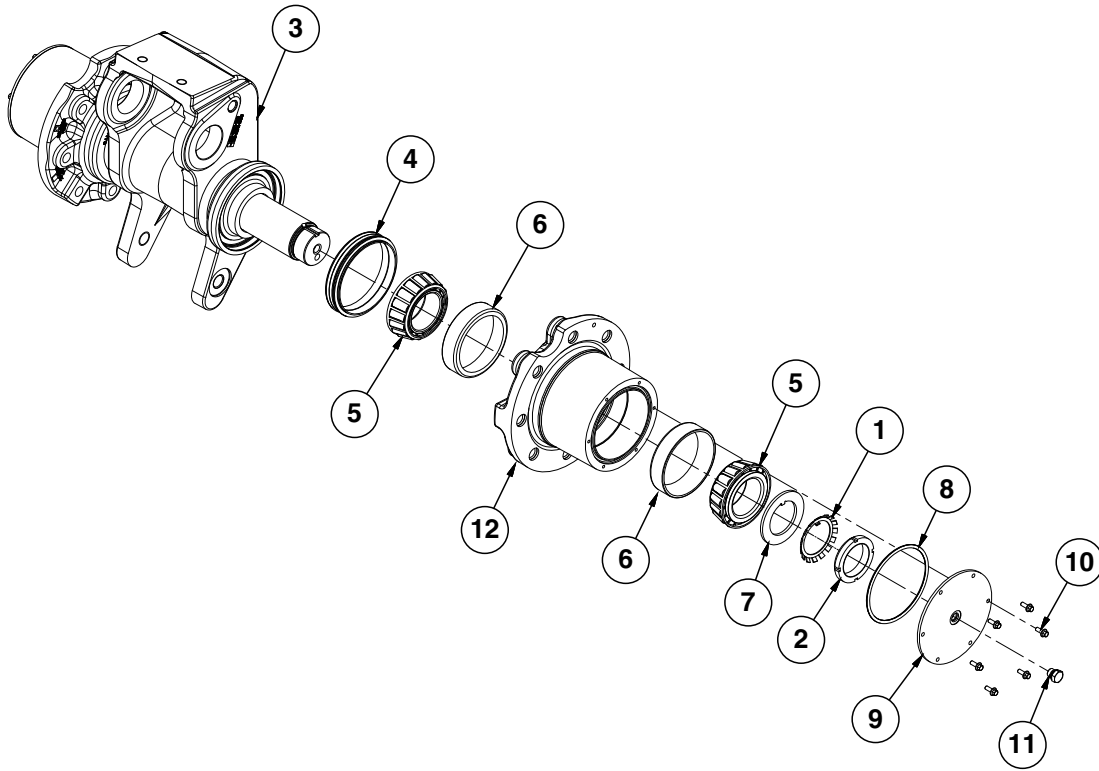
ITEM	PART NO.	QTY.	DESCRIPTION
1	GD35090	4	Idler and Mid Roller Locknut
2	GA24941	1	Bogie Hub
3	GD34871	4	High Temp O-Ring
4	GD34883	4	Mid-Roller Wheel
5	GD34835	4	O-Ring
6	GR2278	8	Mid-Roller Bearing (Includes Item 13)
7	GD34837	4	Tongue Washer
8	GD34890	4	Idler Lock Washer
9	GD36718	4	Clear Cap Cover
10	GD36717	4	Oil Plug
11	---	---	---
12	G12221	24	Hex Non-Serrated Flange Cap Screw, M6-1.0 x 20
13	GR2278	8	Mid-Roller Bearing Race (Includes Item 6)
14	GD36719	-	Oil Plug Tool
A	GA24940	---	Bogie Hub Assembly (Items 1-13)

(IP1555)



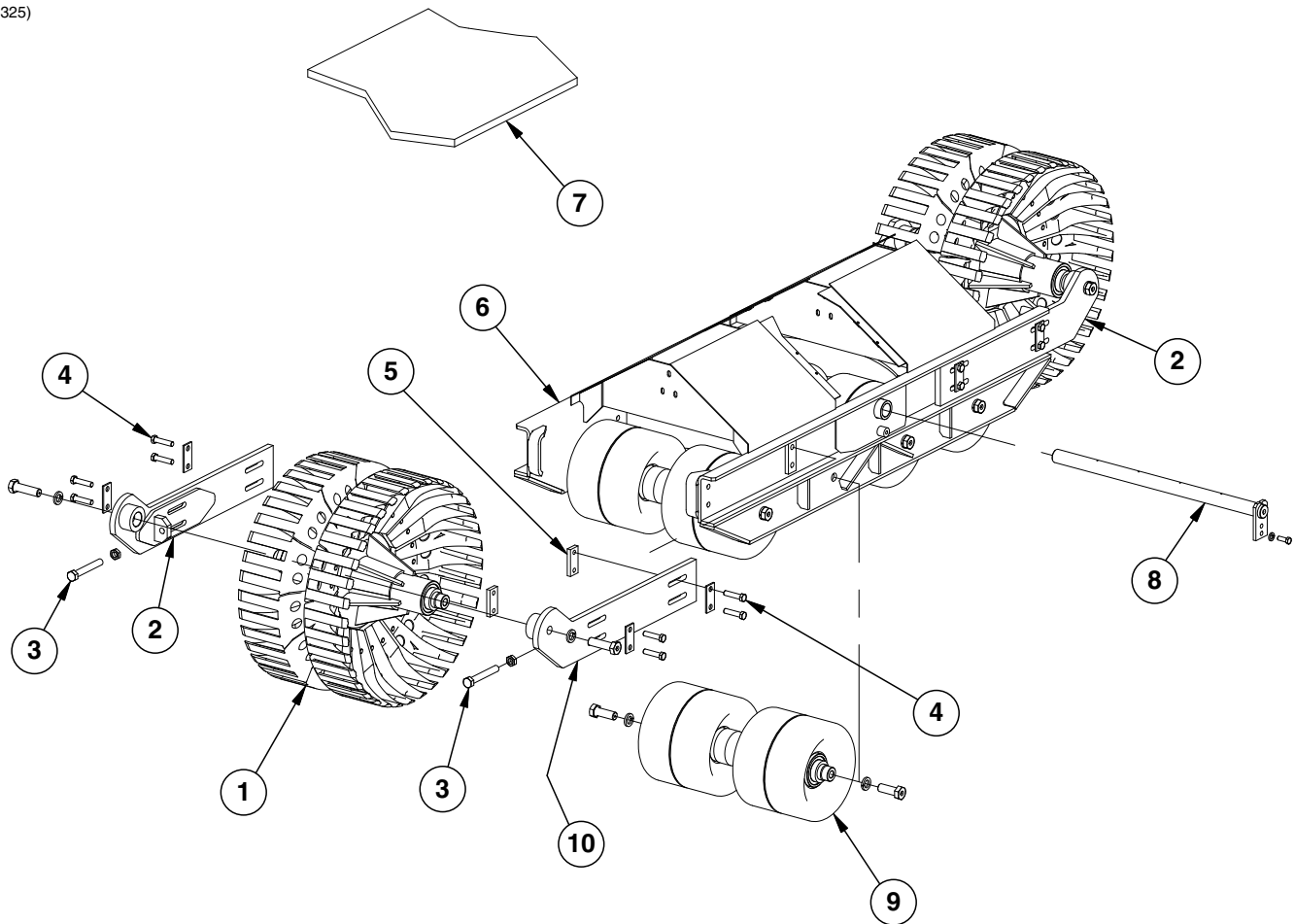
ITEM	PART NO.	QTY.	DESCRIPTION
1	GD34890	2	Idler Lock Washer
2	GD35090	2	Idler and Mid Roller Locknut
3	GD34837	2	Tongue Washer
4	GA25054	4	Idler Bearing
5	GD34842	4	Idler Bearing Race
6	GD34852	2	Idler Hub Cover
7	GD34866	2	O-Ring
8	GD34944	2	Seal
9	GD34943	2	Plug
10	G12202-16	12	Hex Socket Flange Cap Screw, M6-1.0 x 16
11	GA24943	1	Idler Hub
12	GD34845	1	Alignment Link
A	GA24942	-	Alignment Link W/Hubs

(IP1556)



ITEM	PART NO.	QTY.	DESCRIPTION
1	GD34890	2	Idler Lock Washer
2	GD35090	2	Idler and Mid Roller Locknut
3	GD34844	1	Tension Link
4	GD34944	2	Seal
5	GA25054	4	Idler Bearing
6	GD34842	4	Idler Bearing Race
7	GD34837	2	Tongue Washer
8	GD34866	2	O-Ring
9	GD34852	2	Idler Hub Cover
10	G12202-16	12	Hex Socket Flange Cap Screw, M6-1.0 x 16
11	GD34943	2	Plug
12	GA24943	1	Idler Hub
A	GA24939	-	Tension Link W/Hubs

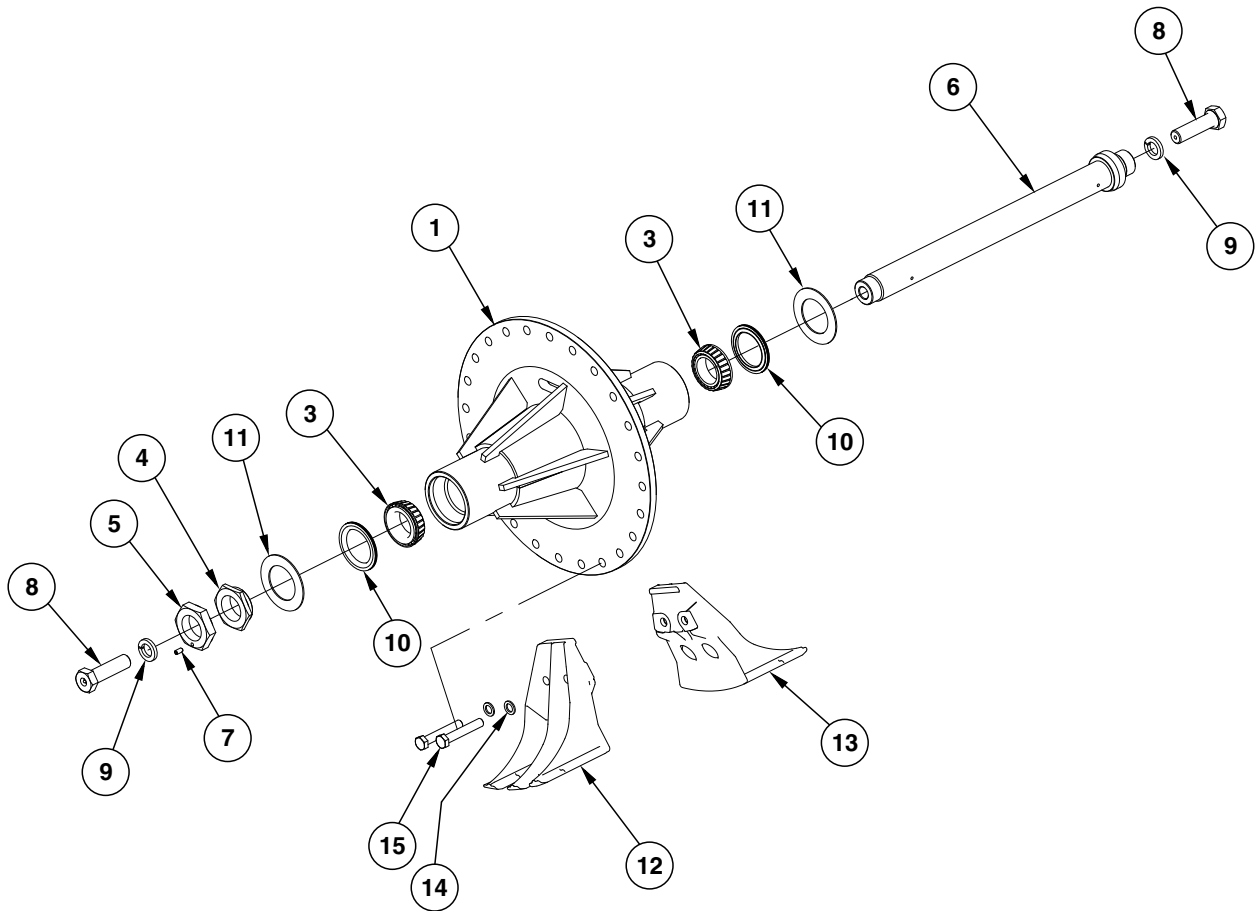
(IP1325)



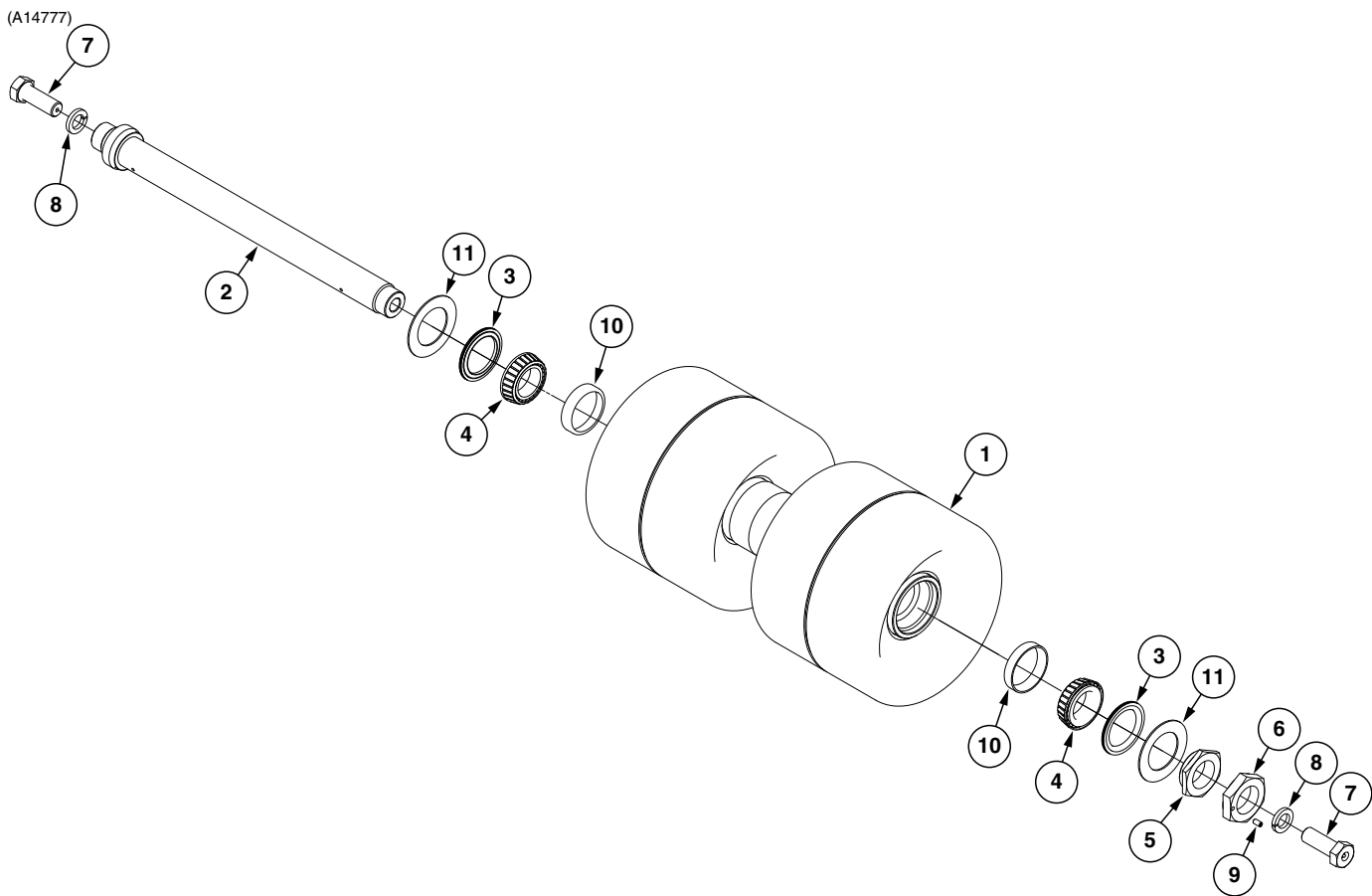
ITEM	PART NO.	QTY.	DESCRIPTION
1	---	24	See "Track End Wheel" on page P128
2	GA14784	2	End Wheel Arm
3	G10539	4	Hex Head Cap Screw, 1"-14 x 7"
	G10324	4	Hex Jam Nut, 1"-14, Grade 2
4	G11039	16	Hex Head Cap Screw, 3/4"-16 x 3 1/4", Grade 8
	GD24758	8	Backing Plate (1500)
5	GD24759	8	Backing Plate (1500)
6	GA15594	1	Track Carriage (1500)
7	GD9900	1	Rubber Track, 36" (Specify Brand*)
8	GA15591	1	Stub Axle Pin (1500)
	G10005	1	Hex Head Cap Screw, 5/8"-11 x 1 3/4"
	G10230	1	Lock Washer, 5/8"
9	---	4	See "Track Mid Wheel" on page P129
10	GA14785	2	End Wheel Arm

*Specific brand requests will be supplied only as available from current Kinze Repair Parts stock. If a specific brand requested is not in stock, the brand available will be supplied.

(IP1326)



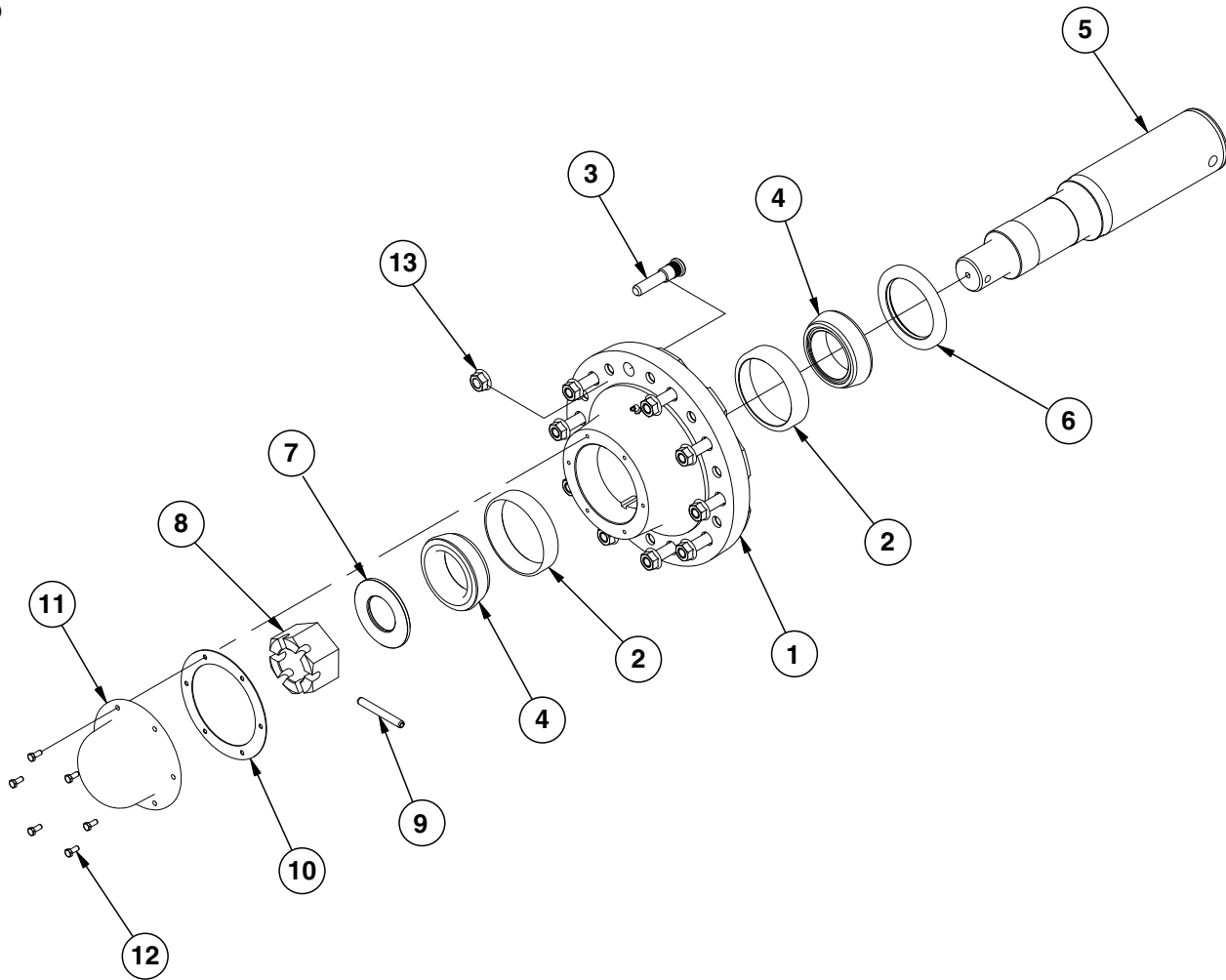
ITEM	PART NO.	QTY.	DESCRIPTION
1	GA15589	1	End Wheel Hub with Cups (1500)
	GR0323	2	Cup
2	---	-	---
3	GA0779	2	Bearing
4	GD24952	1	Stepped Nut, 2½"-12
5	GD7460	1	Jam Nut, 2½"-12
6	GA17147	1	Spindle (1500)
7	G10535	1	Hex Socket Set Screw, ⅜"-16 x ¾"
8	GA14328	2	Hub Bolt Assembly
	GD20399	-	Hub Bolt, 1¼" x 4½"
	G10641	-	Grease Fitting, ⅛" NPT
9	G10236	2	Lock Washer, 1¼"
10	GD7452	2	Seal
11	GD28679	2	Washer, UHMW Polyethylene
12	GD20443	12	Cast Iron Segment, Drilled
13	GD20444	12	Cast Iron Segment, Tapped
14	GD2169	24	Special Washer, 25/32" I.D. x 1¼" O.D., Hardened
15	G10029	24	Hex Head Cap Screw, ¾"-10 x 4½"
A	GA15590	-	End Wheel Hub Assembly, (Items 1-11) (1500)



ITEM	PART NO.	QTY.	DESCRIPTION
1	GA15585	1	Mid Wheel (1500)
2	GA17147	1	Spindle (1500)
3	GD7452	2	Seal
4	GA0779	2	Bearing
5	GD24952	1	Stepped Nut, 2½"-12
6	GD7460	1	Jam Nut, 2½"-12
7	GA5487 G10641 GD7497	2 - -	Bolt W/Grease Fitting, 1¼" x 3½", Grade 8 Grease Fitting, ⅛" NPT Hub Bolt, 1¼"-7 x 3½"
8	G10236	2	Lock Washer, 1¼"
9	G10535	1	Hex Socket Set Screw, ⅜"-16 x ¾"
10	GR0323	2	Cup (Part of Item 1)
11	GD28679	2	Washer, UHMW Polyethylene
A	GA15587	4	Mid Wheel Assembly (Items 1-9 and 11) (1500)

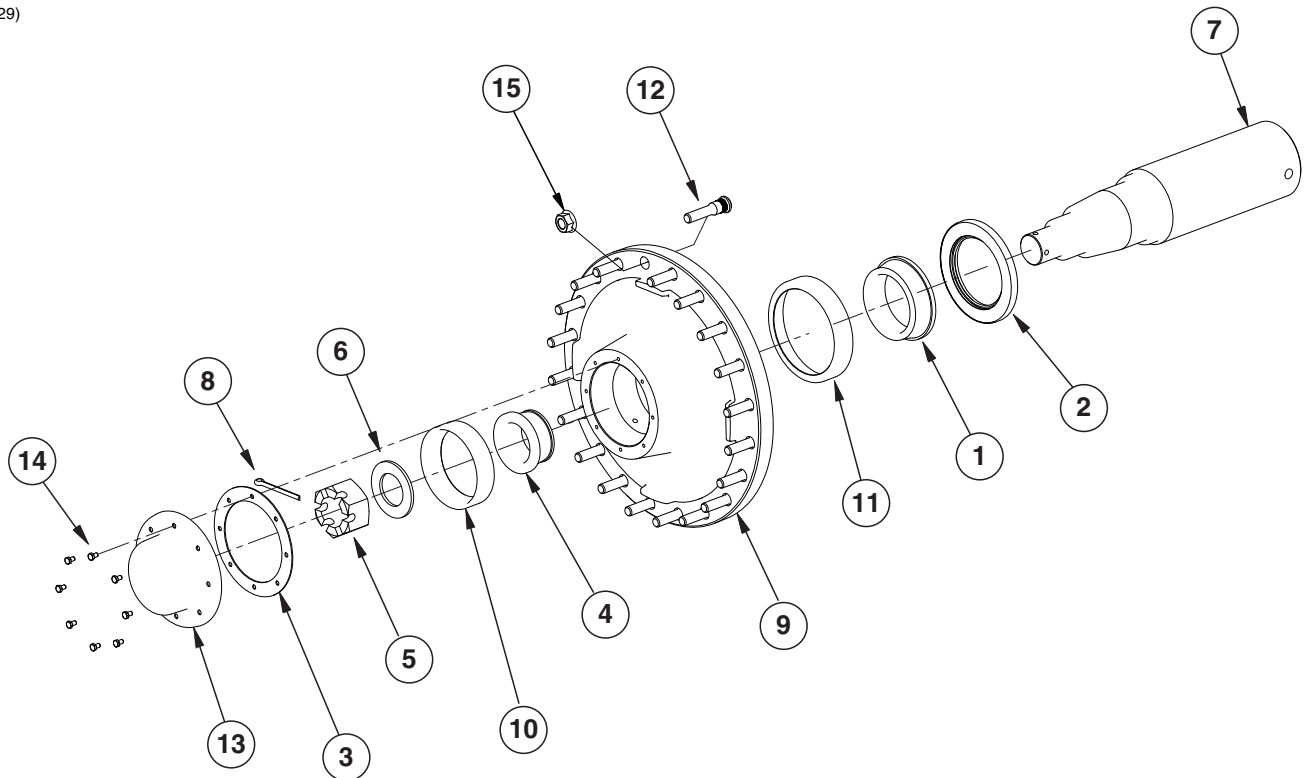
This page left blank intentionally.

(IP1328)



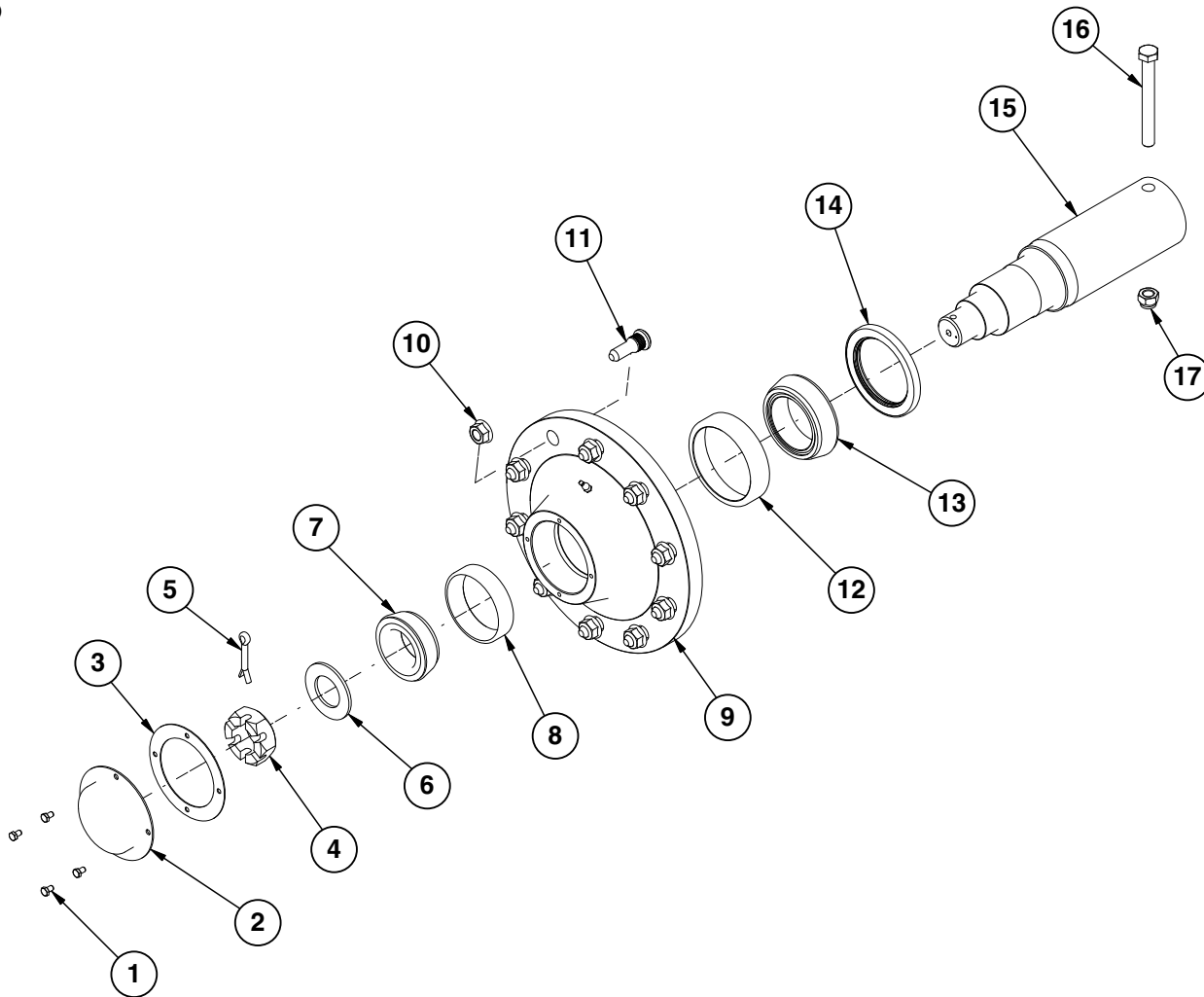
ITEM	PART NO.	QTY.	DESCRIPTION
1	GA11509	1	Hub W/Cups, Grease Fitting And Stud Bolts (20 Bolt High Strength) (Includes Items 2 and 3)
2	GR0191	2	Inner Cup
3	GR1681	10	Stud Bolt, 3/4"-16 x 3 7/8"
4	GA0531	2	Inner Bearing
5	GD22536	1	Spindle
6	GA0532	1	Seal
7	GD16710	1	Washer, 2 1/2"
8	GD16709	1	Slotted Hex Nut, 2 1/2"-20
9	G11196	1	Spring Pin, 1/2" x 4
10	GD16565	1	Seal
11	GB0382	1	Dust Cap
12	G10043	6	Hex Head Cap Screw, 5/16"-18 x 3/4"
13	G10625	10	Flange Nut, 3/4"-16

(IP1329)



ITEM	PART NO.	QTY.	DESCRIPTION
1	GR2031	1	Inner Bearing
2	GR2033	1	Grease Seal
3	GR2037	1	Seal
4	GR2032	1	Outer Bearing
5	GR2034	1	Spindle Nut
6	GR2035	1	Washer, 4½" x 2⅝" x ¼"
7	GD22758	1	Spindle
8	GR2036	1	Cotter Pin, ⅜" x 4"
9	GR2027	1	Hub W/Cups (Items 1, 4, and 12)
	GR2039	1	Grease Fitting
10	GR2030	1	Outer Cup
11	GR2029	1	Inner Cup
12	GR1681	20	Stud Bolt, ¾"-16 x 3⅞"
13	GR2038	1	Dust Cap
14	G10054	8	Hex Head Cap Screw, ⅝"-18 x ½"
15	G10625	20	Flange Nut, ¾"-16

(IP1362)



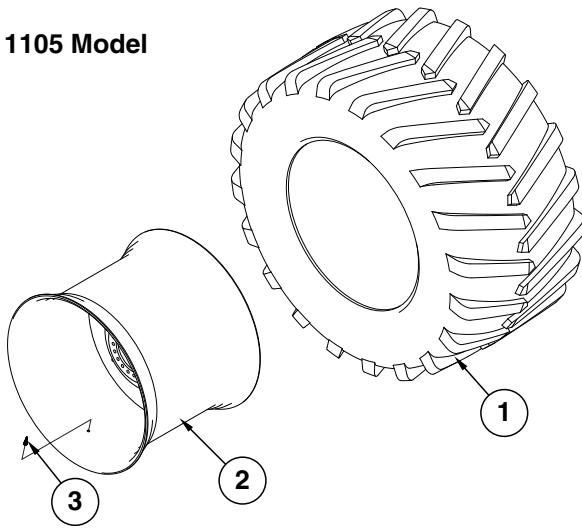
ITEM	PART NO.	QTY.	DESCRIPTION
1	G10054	4	Hex Head Cap Screw, 5/16"-18 x 1/2"
2	GD1360	1	Dust Cap
3	GD1359	1	Seal
4	G10726	1	Slotted Hex Nut, 2"-12
5	G10471	1	Cotter Pin, 3/8" x 2 1/2"
6	G11398	1	Flat Washer, 2"
7	GA0530	1	Outer Bearing
8	GR0192	1	Outer Cup
9	GA11388	1	Hub, 10 Bolt W/Cups (Items 8 and 11-12)
	G10373	1	Grease Fitting, 45°, 1/8"-27
10	G10625	10	Flange Nut, 3/4"-16
11	GR2069	10	Stud Bolt, 3/4"-16 x 2 3/4"
12	GR0191	1	Inner Cup
13	GA0531	1	Inner Bearing
14	GA0532	1	Seal
15	*GD22535	1	Row Crop Spindle
16	G10400	1	Hex Head Cap Screw, 3/4"-10 x 6 1/2"
17	G10112	1	Lock Nut, 3/4"-10

A	GA15643	-	Hub Assembly (Includes Items 1-15)
---	---------	---	------------------------------------

*Row Crop Only: When electronic scale package is used [See "Electronic Scale Components, Row Crop" on page P131](#) for parts information.

(IP1330)

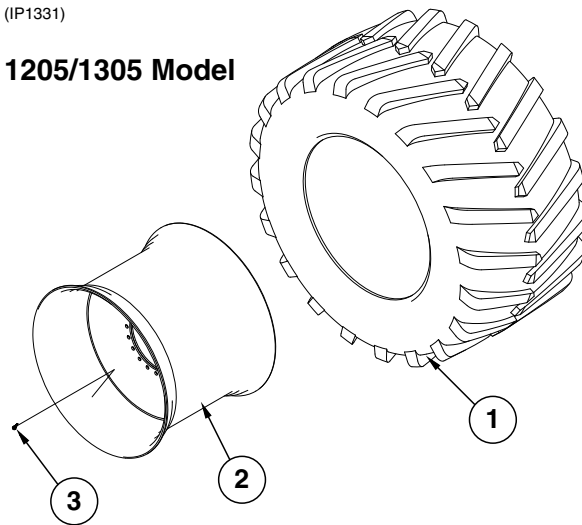
1105 Model



ITEM	PART NO.	QTY.	DESCRIPTION
1	GD30616	1	Tire 1250/50R32, CFO
2	GA24128	1	Rim, 32" x 44", 20 Hole, 13.189" B.C.
3	GA9975	1	Valve Stem
A	GA24129	-	Tire/Wheel Assembly, L.H. (Items 1-3)
B	GA24130	-	Tire/Wheel Assembly, R.H. (Items 1-3)

(IP1331)

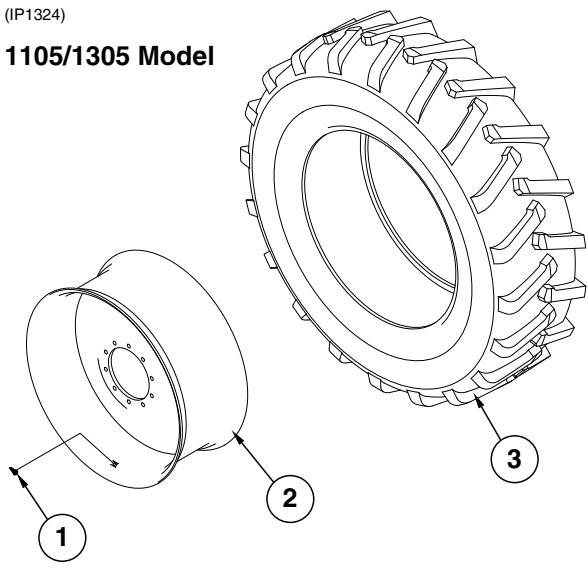
1205/1305 Model



ITEM	PART NO.	QTY.	DESCRIPTION
1	GD30616	1	Tire 1250/50R32, CFO
2	GA21452	1	Rim, 32" x 44", 20 Hole, 20.125" B.C.
3	GA9975	1	Valve Stem
A	GA21453	-	Tire/Wheel Assembly, L.H. (Items 1-3)
B	GA21454	-	Tire/Wheel Assembly, R.H. (Items 1-3)

(IP1324)

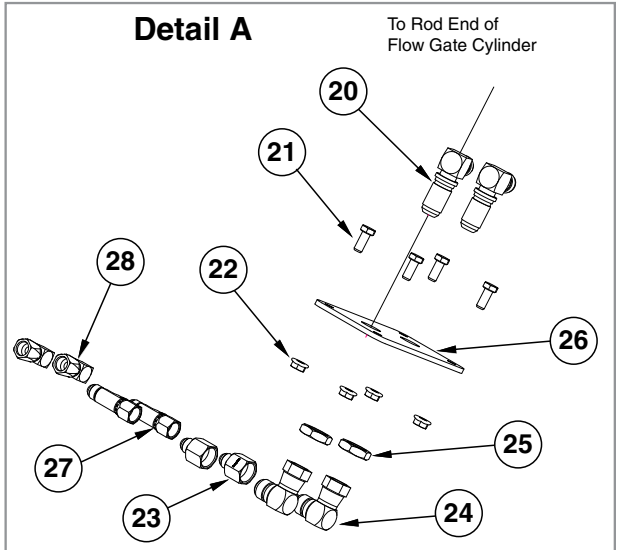
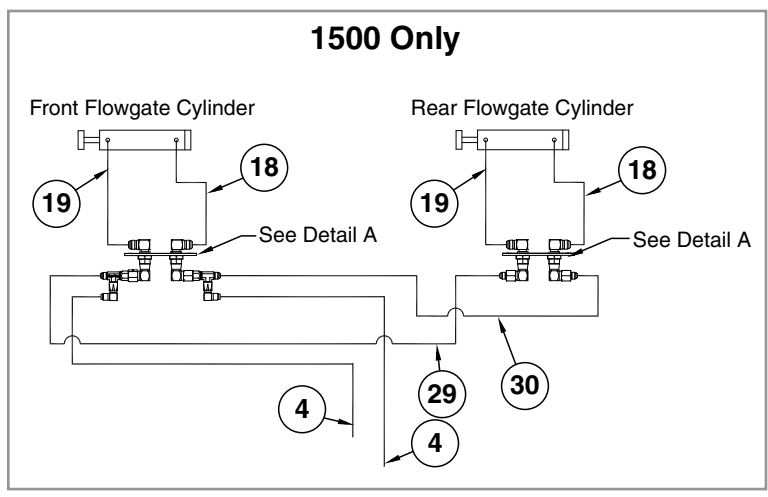
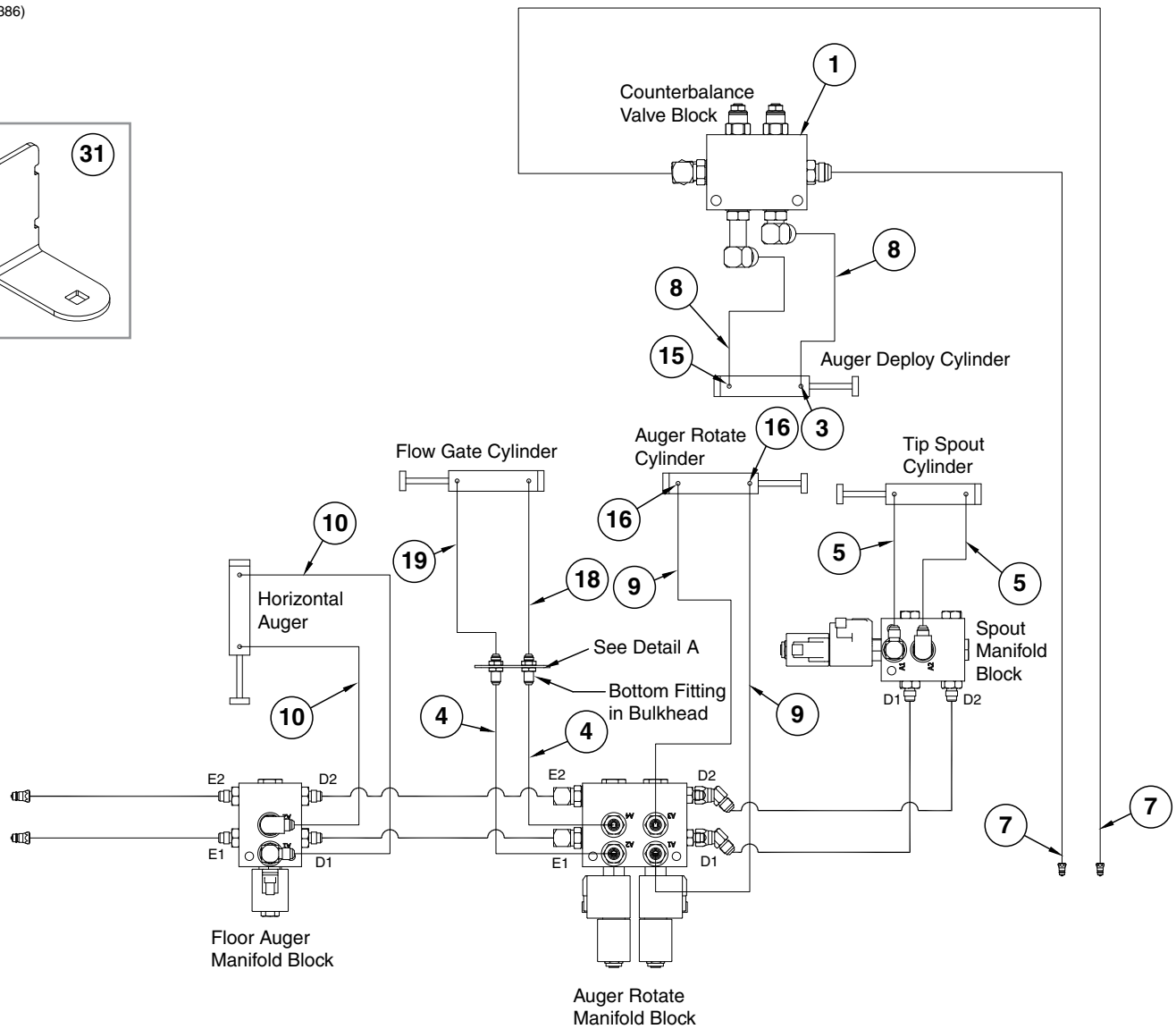
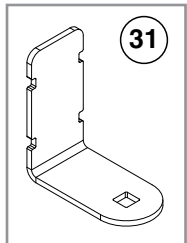
1105/1305 Model



ITEM	PART NO.	QTY.	DESCRIPTION
1	GA6128	1	Valve Stem
2	GA25969	1	Rim, 42" x 18WHL-20
3	GD35442	1	Tire, 520/85R42, 165 A8/B
A	GA15548	-	Tire/Wheel Assembly, L.H. (Items 1-3)
B	GA15549	-	Tire/Wheel Assembly, R.H. (Items 1-3)

This page left blank intentionally.

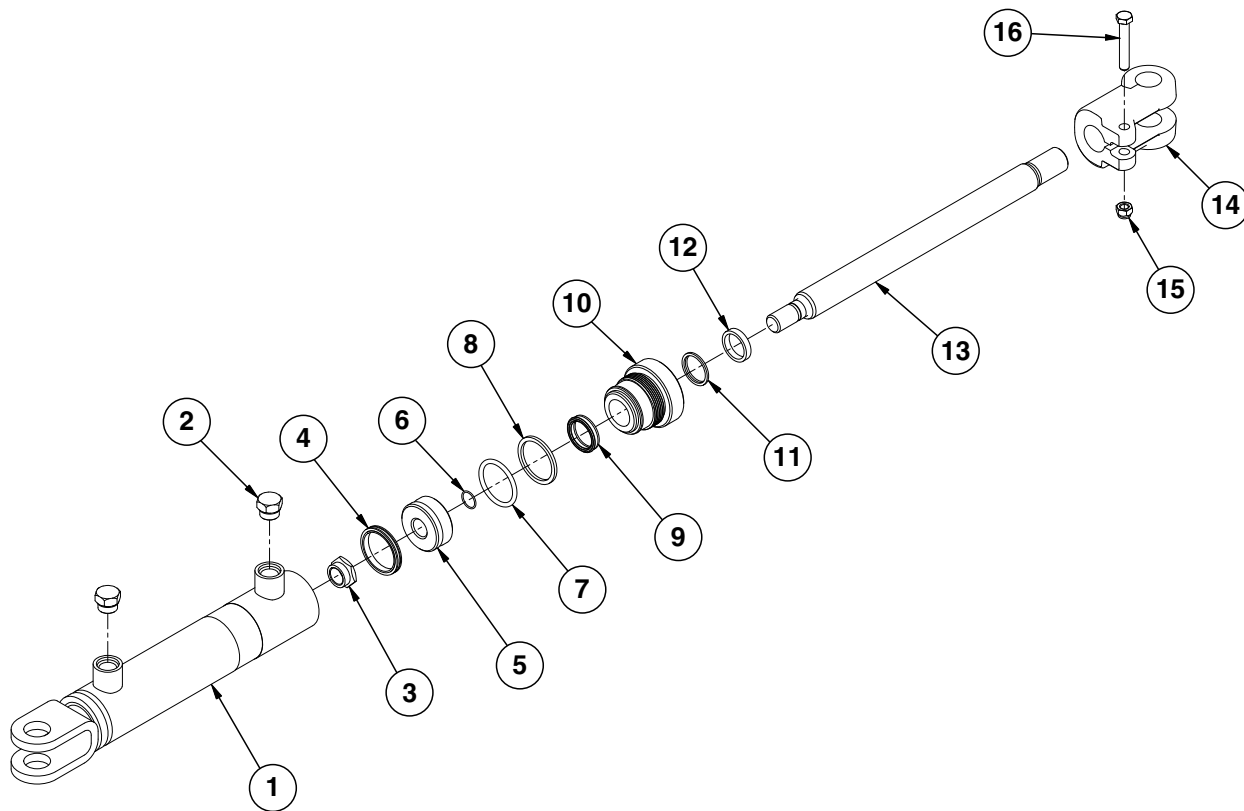
(IP1386)



ITEM	PART NO.	QTY.	DESCRIPTION
1	---	-	See "Counterbalance Valve Block" on page P119
2	---	-	---
3	GA9705	1	Restrictor Elbow
4	*A7665	2	Hose Assembly, 1/4" x 158" (1205/1305)
	*A1116	2	Hose Assembly, 1/4" x 136" (1105)
	*A1121	2	Hose Assembly, 1/4" x 180" (1500)
5	*A7656	2	Hose Assembly, 1/4" x 200"
6	---	-	---
7	*A15093-270	2	Hose Assembly W/Tip, 3/8" x 216"
	GD4086	-	ISO Coupler
8	*A15013	2	Hose Assembly, 3/8" x 32"
9	*A1140	2	Hose Assembly, 1/4" x 52"
10	*A1132	2	Hose Assembly, 1/4" x 44"
11	*A3159	1	Hose Assembly, 3/8" x 97"
12	---	---	---
13	GD10057-02	1	Hose Identification Sleeve, Red BB
14	GD10057-01	1	Hose Identification Sleeve, Red AA
15	G6801-08	1	Elbow W/O-Ring, 90°, 3/4"-16 Male JIC To O-Ring
	GR1037	-	O-Ring
16	G6801-06	2	Elbow W/O-Ring, 90°, 1/2"-18 Male JIC To O-Ring
	GR1045	-	O-Ring
17	---	---	---
18	*A1098	1	Hose Assembly, 3/8" x 26"
19	*A1018	1	Hose Assembly, 3/8" x 40"
20	G2701-08	2	Bulkhead Elbow, 90°, 3/4"-16 Male JIC
21	G10043	4	Hex Head Cap Screw, 5/16"-18 x 3/4"
22	G10620	4	Serrated Flange Nut, 5/16"-18
23	G2406-08-06	2	Reducer, 3/4"-16 Female JIC To 1/2"-18 Male JIC
24	G6500-08	2	Swivel Elbow, 90°, 3/4"-16 Male JIC To Female
25	G306-08	2	Lock Nut, 3/4"-16
26	GD24006	1	Flow Gate Cylinder Bulkhead
27	G6602-06	2	Swivel Tee, 1/2"-18 JIC (1500 only) (Front Only)
28	G6500-06	2	Swivel Elbow, 90°, 1/2"-18 Male JIC To Female (1500 only) (Front Only)
29	*A7666	1	Hose Assembly, 1/4" x 154"
30	*A1110	1	Hose Assembly, 1/4" x 150"
31	GD24294	-	Anchor Bracket

*Hydraulic hose is not stocked by Kinze Repair Parts.

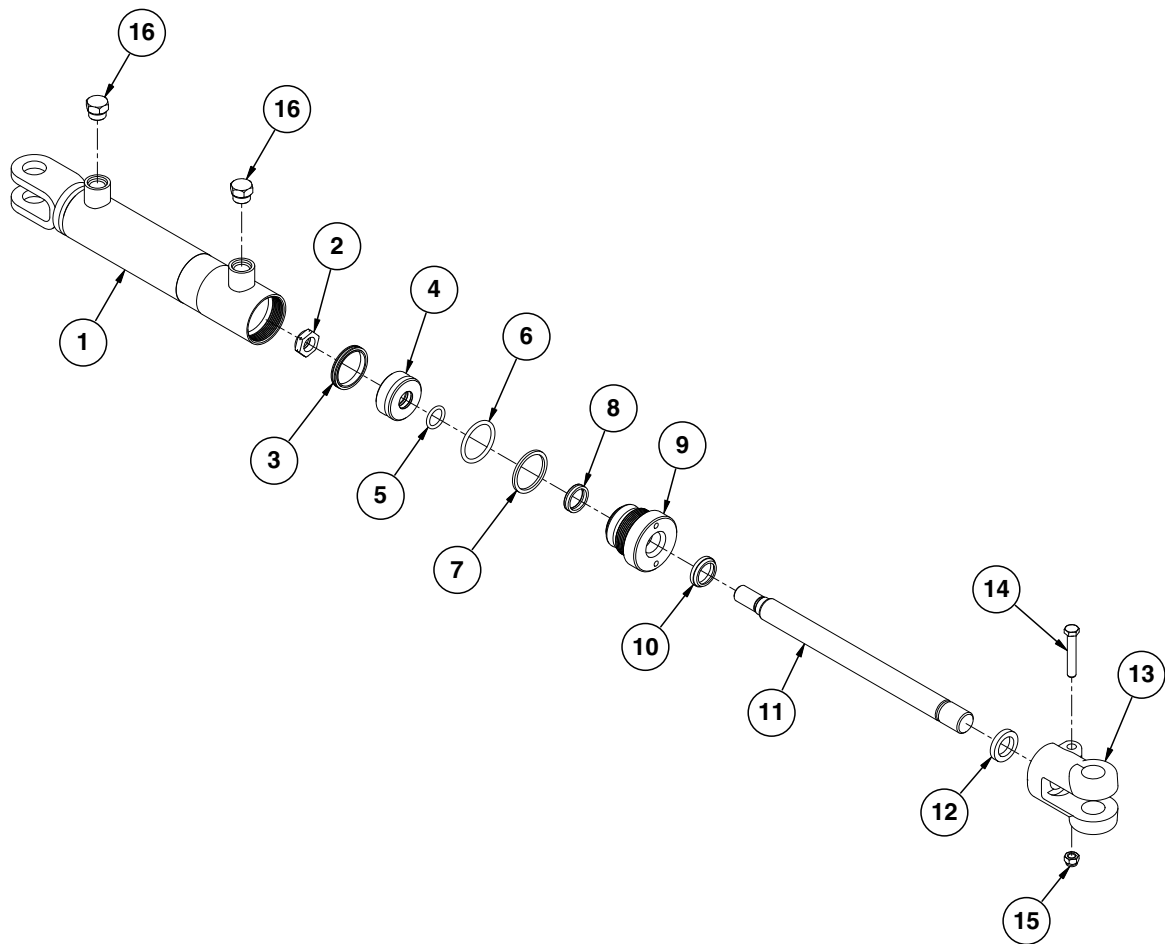
(IP1332)



ITEM	PART NO.	QTY.	DESCRIPTION
1	A17219 A8775	1 -	Barrel (1105) Barrel (1205/1305/1500)
2	G6408-08 GR1037	2 -	Plug W/O-Ring, 3/4"-16 O-Ring O-Ring
3	G10967	1	Lock Nut, 3/4"-16
4	*D12277	1	T-Seal
5	GD4632	1	Piston
6	*D12239	1	O-Ring, No. 016
7	*D12235	1	O-Ring, No. 326
8	*D12236	1	Back-Up Ring
9	*D19250	1	U-Cup
10	GD5949	1	Gland
11	*D19251	1	Wiper
12	GD19662	1	Ring
13	GD25065	1	Rod
14	GD25138	1	Clevis
15	G10108	1	Lock Nut, 3/8"-16
16	G10939	1	Hex Head Cap Screw, 3/8"-16 x 2 1/4"
A	GA17237	-	Cylinder Complete, 2" x 8" (Part Number Stamped On Barrel) (1205/1305/1500)
B	GA17220	-	Cylinder Complete, 2" x 9 1/2" (Part Number Stamped On Barrel) (1105)
C	GR1930	-	Seal Kit

*Part of seal kit, item can not be purchased individually.

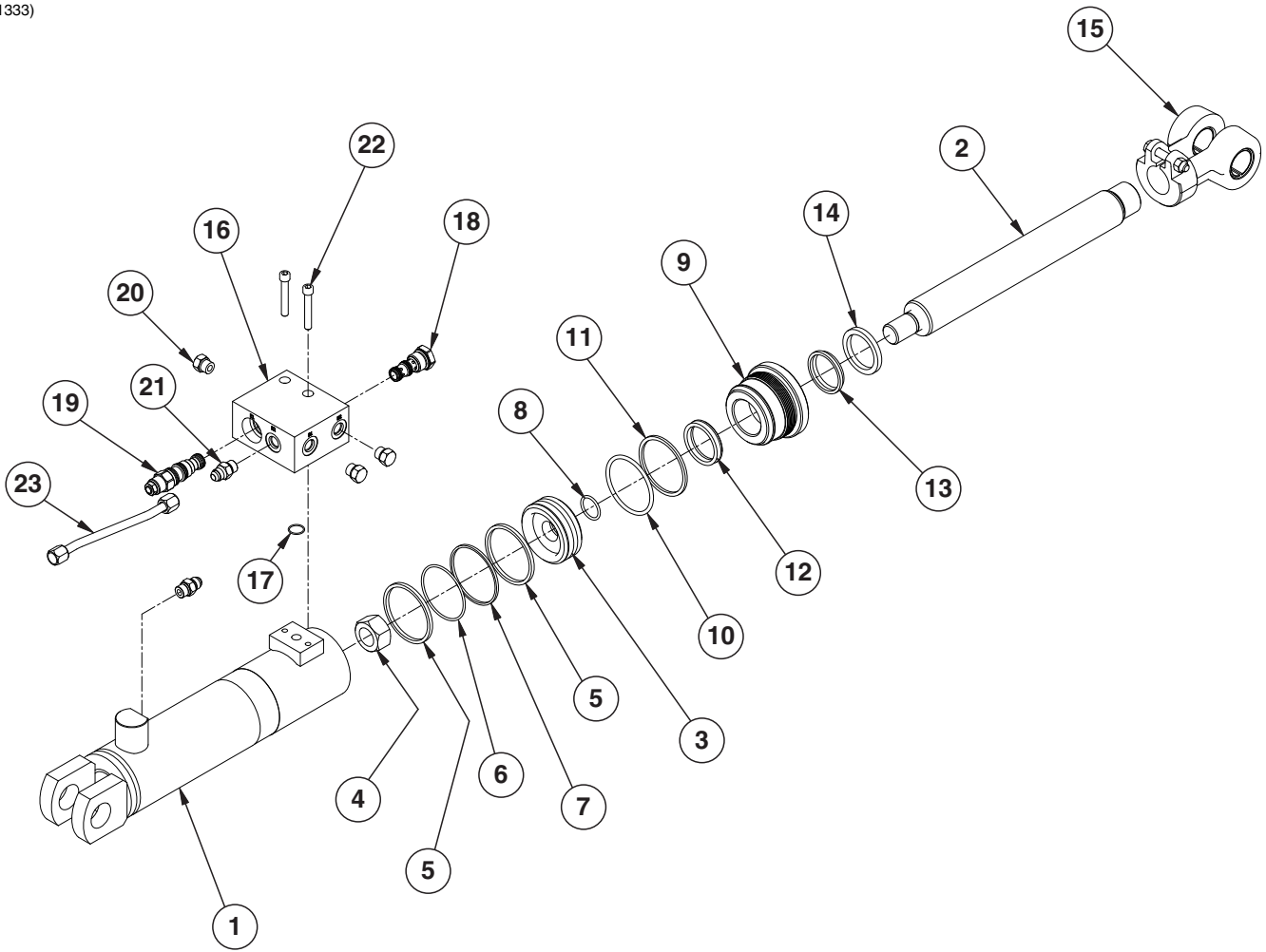
(IP1522)



ITEM	PART NO.	QTY.	DESCRIPTION
1	A8775	1	Barrel
2	GD27233	1	Nylon Lock Nut, 3/4"-16, Grade 8
3	GA26166	1	Piston Seal
4	GD29689	1	Piston
5	*D29692	1	O-Ring, No. 326
6	*D12235	1	O-Ring, No. 326
7	*D12236	1	Back-Up Ring
8	*D12256	1	U-Cup
9	GD12510	1	Gland
10	*D12233	1	Wiper Rod
11	GD30439	1	Rod
12	GD12101	1	Ring
13	GD11950	1	Clevis
14	G10939	1	Hex Head Cap Screw, 3/8"-16 x 2 1/4"
15	G10108	1	Lock Nut, 3/8"-16
16	G6408-08	2	Plug W/O-Ring, 3/4"-16 O-Ring
	GR1037	-	O-Ring
A	GA21166	-	Cylinder Complete, 2" x 8" (Part Number Stamped On Barrel)
B	GR2229	-	Seal Kit, Includes: (1) Wiper Rod, (2) U-Cup, (3) O-Rings, (1) Back-Up Ring, (1) T-Seal

*Part of seal kit, item can not be purchased individually.

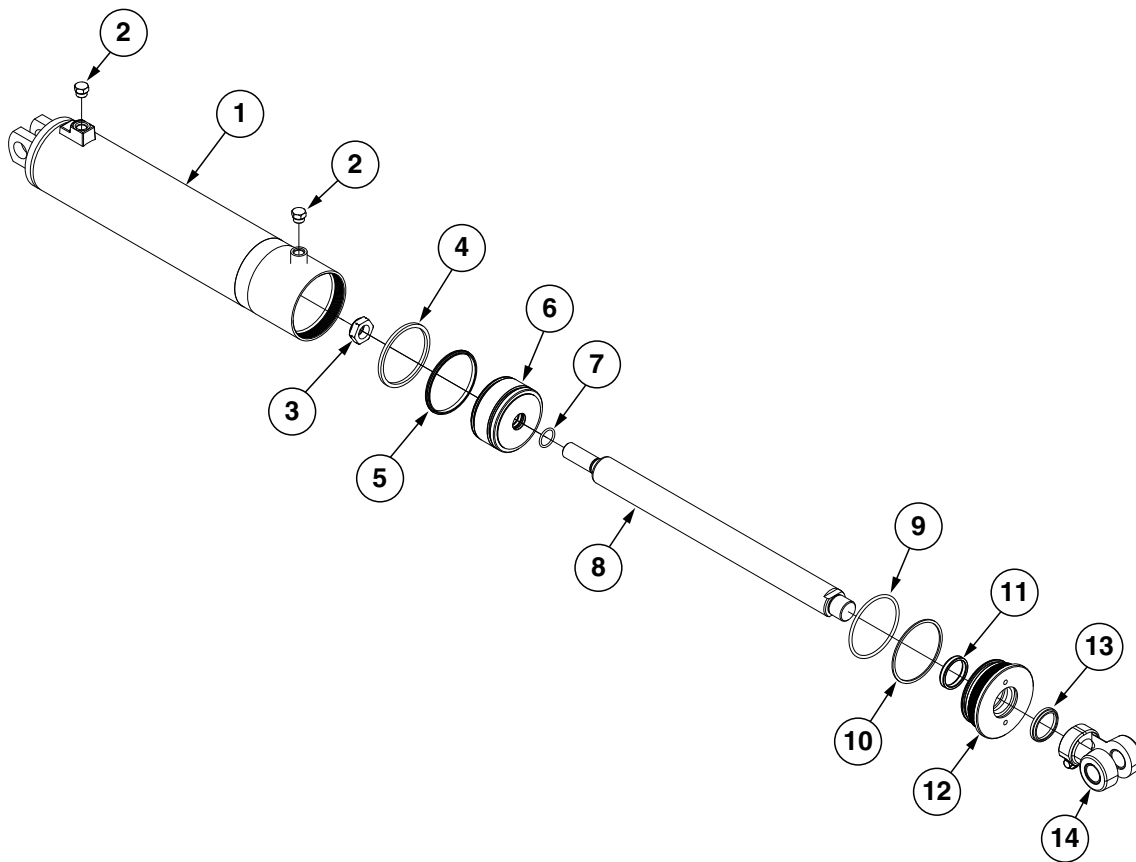
(IP1333)



ITEM	PART NO.	QTY.	DESCRIPTION
1	A16132	1	Barrell
2	GD16202	1	Rod
3	GD16200	1	Piston
4	G10958	1	Lock Nut, 1"-14
5	*D12050	2	Piston Ring, 3"
6	*D12051	1	Piston Seal, 3"
7	*D12209	1	Energizer Seal, 3"
8	*D12208	1	O-Ring, No. 214
9	GD11984	1	Gland
10	*D12202	1	O-Ring, No. 334
11	*D12203	1	Back-Up Ring
12	*D12253	1	U-Cup
13	*D12200	1	Wiper, 1¾"
14	*D12104	1	Ring
15	GA8130	1	Clevis W/Bushings, Hex Head Cap Screw And Hex Nut
	GR1401	-	Bushing
	G10939	-	Hex Head Cap Screw, ¾"-16 x 2¼"
	G10101	-	Hex Nut, ¾"-16
16	GD23404	1	Block
17	GD12239	1	O-Ring, No. 016
18	GA13965	1	Bi-Directional Flow Control
19	GA8882	1	Counter Balance Valve
	GR1517	-	Seal Kit For Counter Balance Valve, Includes: (3) O-Rings, (3) BU Rings
20	G6408-06	3	Plug W/O-Ring, ¼"-18 O-Ring
	GR1045	-	O-Ring
21	G6400-06	2	Connector W/O-Ring, ¼"-18 Male JIC To O-Ring
	GR1045	-	O-Ring
22	G10932	2	Hex Socket Head Cap Screw, 5/16"-18 x 2", Grade 8
23	GA16133	1	Hydraulic Steel Tube, ¾"
A	GA16134	-	Cylinder Complete, 3" x 10" (<i>Part Number Stamped On Barrell</i>) W/Block
B	GR1740	1	Seal Kit, Includes: (1) Wiper, (1) U-Cup, (2) O-Rings, (1) BU Ring, (2) Cast Iron Rings, (1) Seal, (1) Energizer

*Item is part of seal kit, item can not be purchased individually.

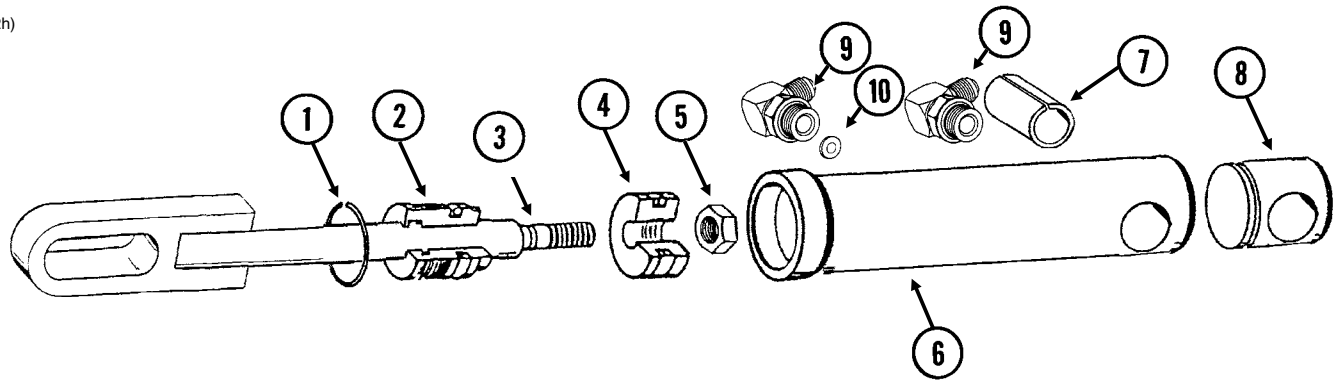
(IP1568)



ITEM	PART NO.	QTY.	DESCRIPTION
1	A9610	1	Barrel
2	G6408-08 GR1037	2 -	Plug W/O-Ring, 3/4"-16 O-Ring O-Ring
3	GD27236	1	Nylon Lock Nut, 1 1/8"-12, Grade 8
4	*D12092	1	Piston Ring
5	*A24474	1	Piston Seal
6	GD29667	1	Piston
7	*D29666	1	O-Ring, No. 217
8	GD29668	1	Rod
9	*D12246	1	O-Ring, No. 348
10	*D12247	1	Back-Up Ring
11	*D12255	1	U-Cup
12	GD12572	1	Gland
13	*D12240	1	Wiper, 2"
14	GA8130 GR1401 G10939 G10101	1 - - -	Clevis W/Bushings, Hex Head Cap Screw, And Hex Nut Bushings Hex Head Cap Screw, 3/8"-16 x 2 1/4" Hex Nut, 3/8"-16
---	GA20808	---	Cylinder Complete, 4 3/4" x 20" (Part Number Stamped On Barrel)
---	GR1600	1	Seal Kit, Includes: (1) Wiper, (1) U-Cup, (2) O-Rings, (1) BU Ring, (1) BP Piston Seal, (1) Piston Ring, (1) Piston Seal

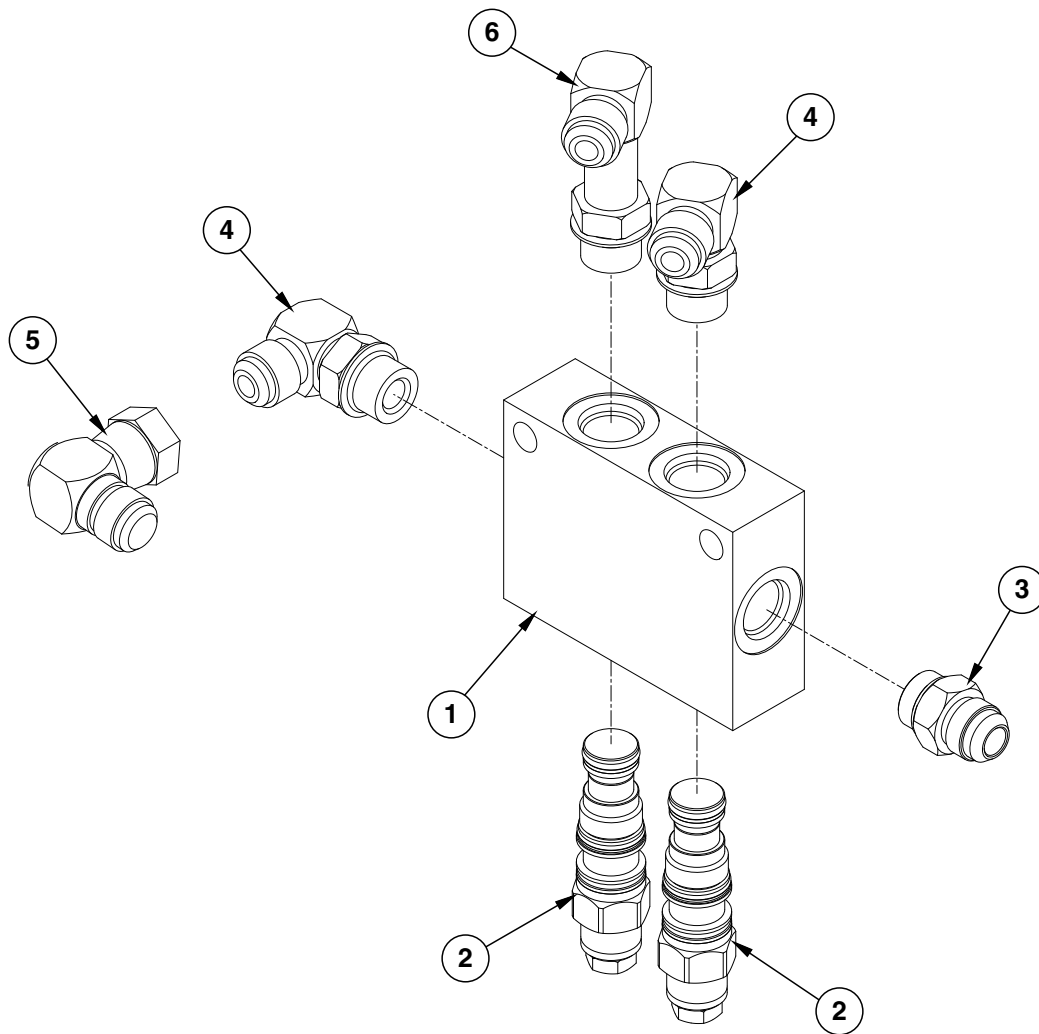
*Item is part of seal kit, item can not be purchased individually.

(CYL2h)



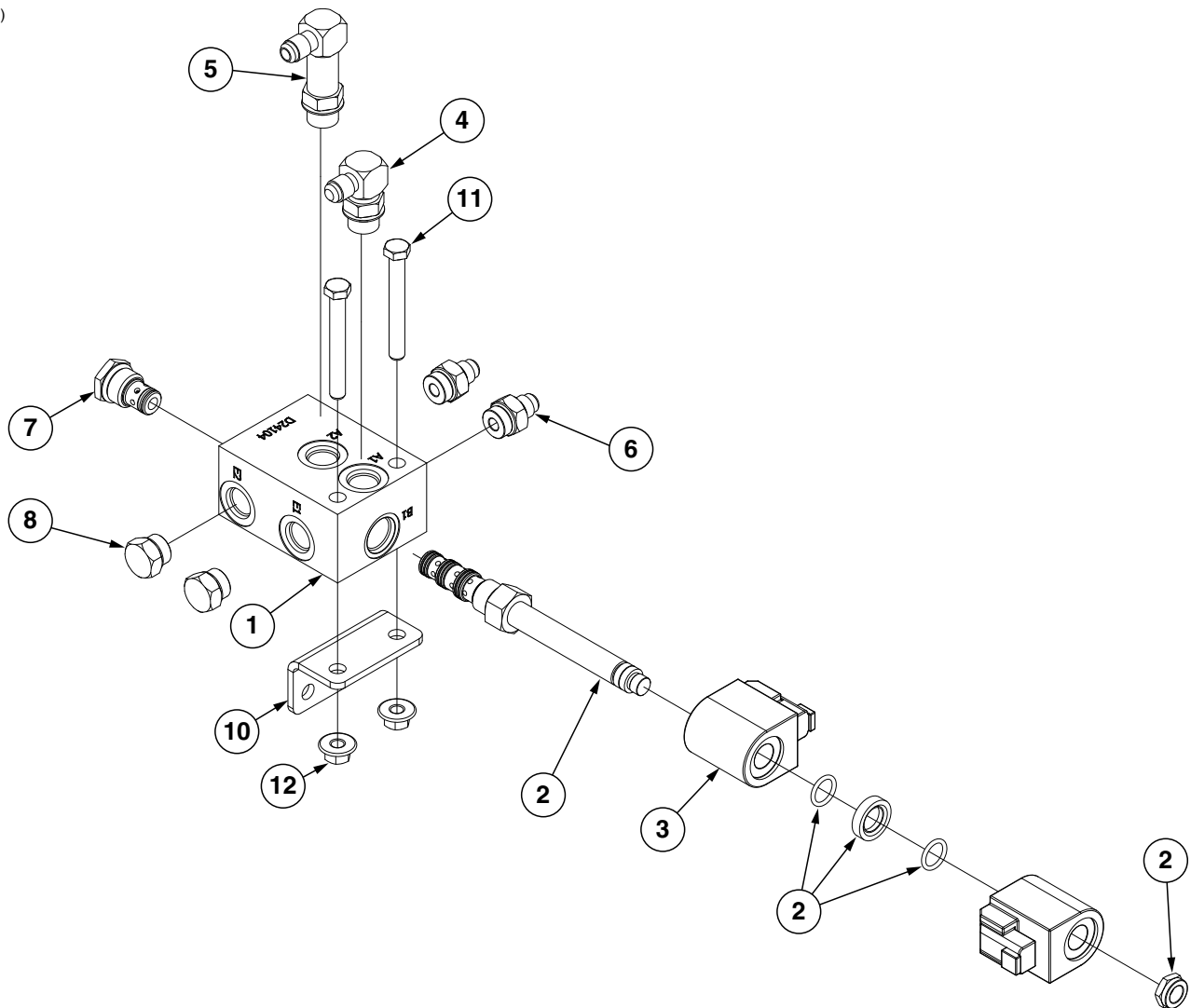
ITEM	PART NO.	QTY.	DESCRIPTION
1	G10770	1	Internal Retaining Ring, 1 ¹ / ₁₆ "
2	GA13651	1	Head Gland Assembly (Includes Back-Up Ring, O-Ring, U-Cup, Wiper, Bushing, and Head Gland)
3	GA9561	1	Rod Assembly
4	GD13172	1	Piston
5	GD27232	1	Nylon Lock Nut, 1/2"-20, Grade 8
6	D13169	1	Barrel
7	GD13400	1	Tension Bushing, 1" x 2" Long
8	GD13173	1	End Cap
9	G6801-06-08	2	Elbow W/O-Ring, 90°, 3/16"-18 Male JIC To 3/4"-16 O-Ring
	GR1037	-	O-Ring
10	GD13541	1	Orifice Plate, One-Way Restriction
A	GA9616	-	Cylinder Complete, 1 1/2" x 2 1/2" (Part Number Stamped On Barrel)
B	GR1598	-	Seal Kit, Includes: (3) O-Rings, (2) BU Rings, (1) Wiper, (1) T-Seal, (1) Bronze Bushing, (1) Seal, (1) U-Cup

(IP1336)



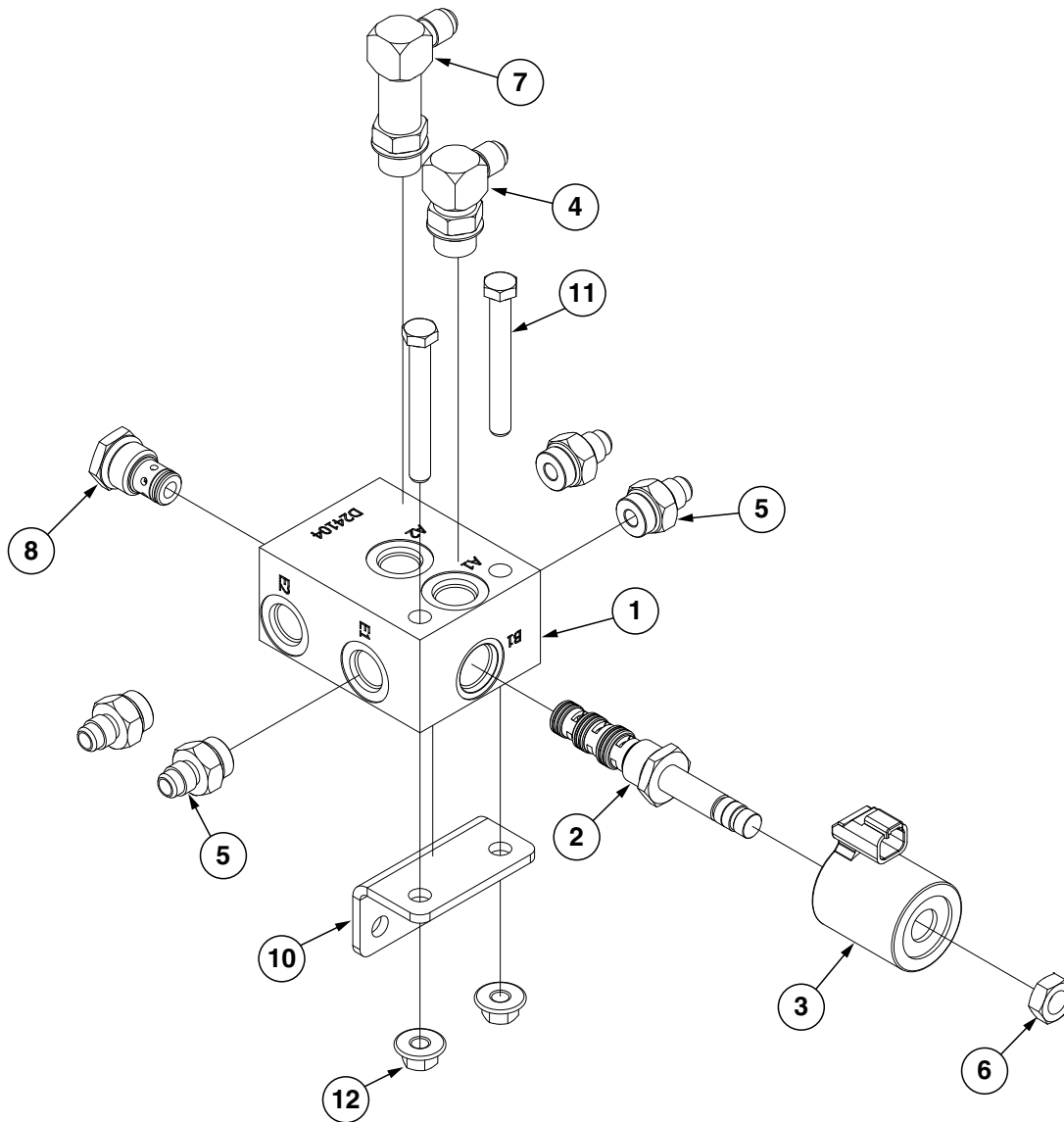
ITEM	PART NO.	QTY.	DESCRIPTION
1	GD13499	1	Valve Block
2	GA8882	2	Counter Balance Valve
	GR1517	-	Seal Kit For Counter Balance Valve, Includes: (3) O-Rings, (3) BU Rings
3	G6400-08	1	Connector W/O-Ring, 3/4"-16 Male JIC To O-Ring
	GR1037	-	O-Ring
4	G6801-08	2	Elbow W/O-Ring, 90°, 3/4"-16 Male JIC To O-Ring
	GR1037	-	O-Ring
5	G6500-08	1	Swivel Elbow, 90°, 3/4"-16 Male JIC To Female
6	G6801-L-08	1	Long Elbow W/O-Ring, 90°, 3/4"-16 Male JIC To O-Ring

(A16822)



ITEM	PART NO.	QTY.	DESCRIPTION
1	GD24104	1	Block
2	GA11365	1	Spool Valve Assembly
	GR1750	-	Hex Nut
	GR1756	-	Seal Kit
3	GA16676	2	Coil
4	G6801-06-08	1	Connector W/O-Ring, 9/16"-18 Male JIC To 3/4"-16 O-Ring
	GR1037	-	O-Ring
5	G6801-LL-06-08	1	X-Long Elbow W/O-Ring, 90°, 9/16"-18 Male JIC To 3/4"-16 O-Ring
6	G6400-06-08	2	Connector W/O-Ring, 9/16"-18 Male JIC To 3/4"-16 O-Ring
	GR1037	-	O-Ring
7	GA4293	1	Check Valve
8	G6408-08	2	Plug W/O-Ring, 3/4"-16 O-Ring
	GR1037	-	O-Ring
9	---	-	---
10	GD24295	1	Manifold Bracket
11	G10062	2	Hex Head Cap Screw, 3/8"-16 x 3"
12	G11091	2	Serrated Flange Nut, 3/8"-16

(A16823)



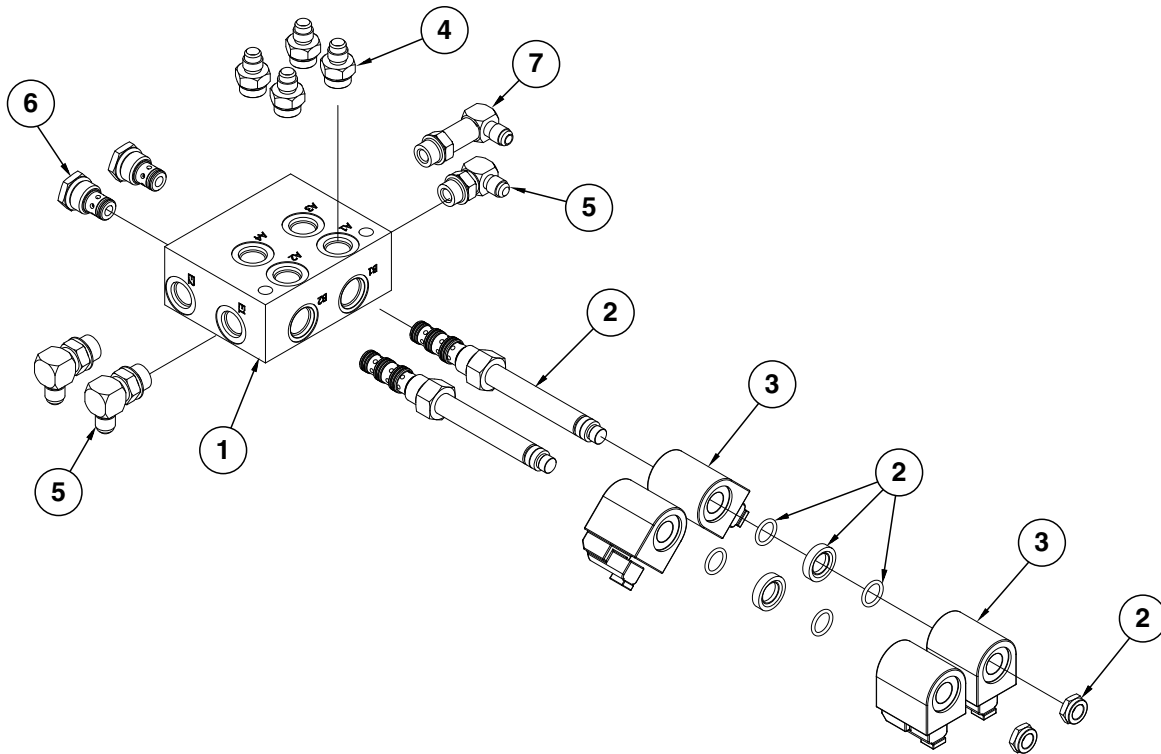
ITEM	PART NO.	QTY.	DESCRIPTION
1	GD24104	1	Block
2	GA16675	1	Spool Valve
3	GA14799	1	Coil
4	G6801-06-08 GR1037	1 -	Elbow W/O-Ring, 90°, 9/16"-18 Male JIC To 3/4"-16 O-Ring O-Ring
5	G6400-06-08 GR1037	4 -	Connector W/O-Ring, 9/16"-18 Male JIC To 3/4"-16 O-Ring O-Ring
6	GR0761	1	Special Hex Nut, 1/2"-20
7	G6801-LL-06-08	1	X-Long Elbow W/O-Ring, 90°, 9/16"-18 Male JIC To 3/4"-16 O-Ring
8	GA4293	1	Check Valve
9	---	-	---
10	GD24295	1	Manifold Bracket
11	G10062	2	Hex Head Cap Screw, 3/8"-16 x 3"
12	G11091	2	Serrated Flange Nut, 3/8"-16

Auger Rotate Manifold Block Assembly

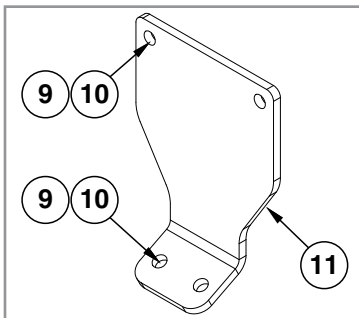
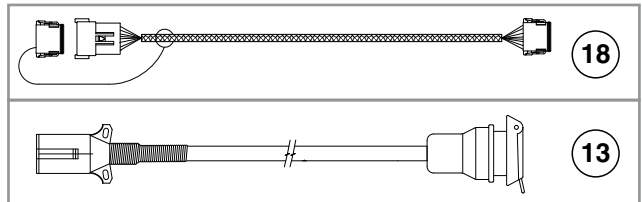
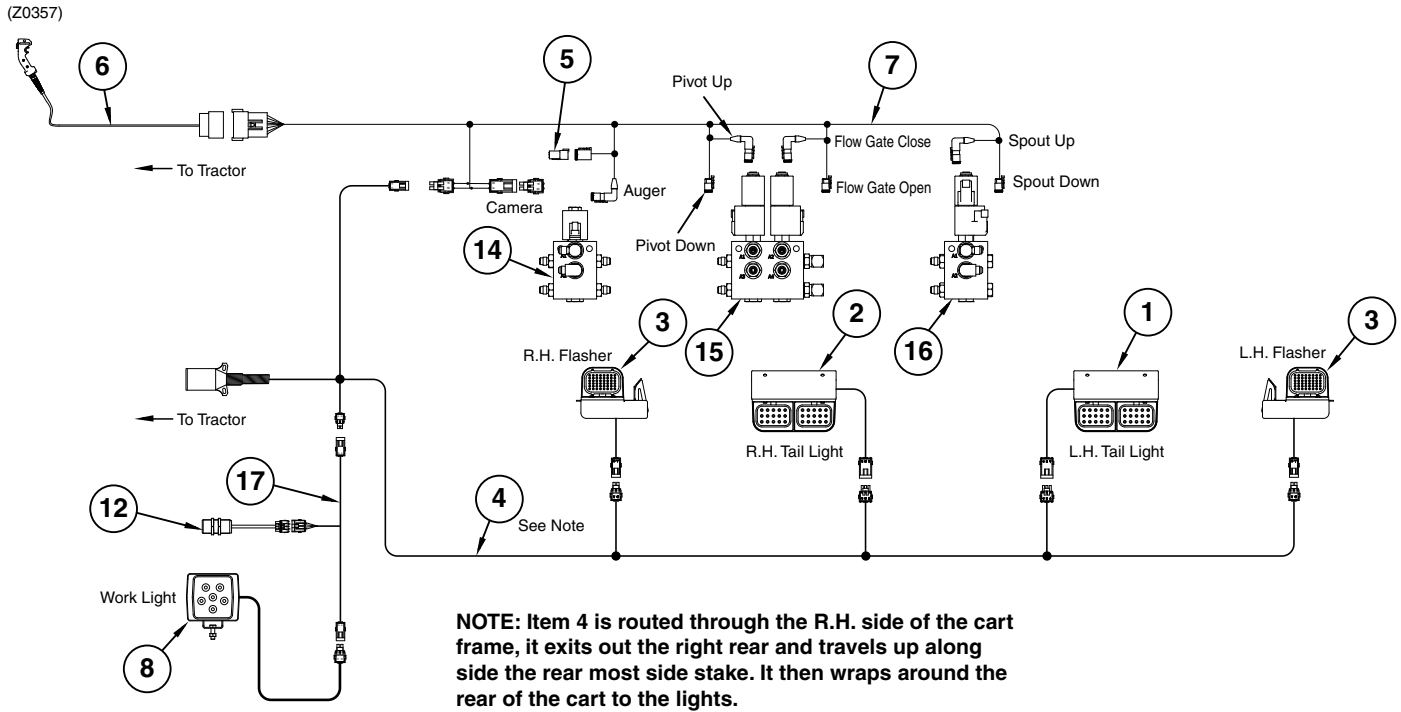
M0277-02

Grain Cart

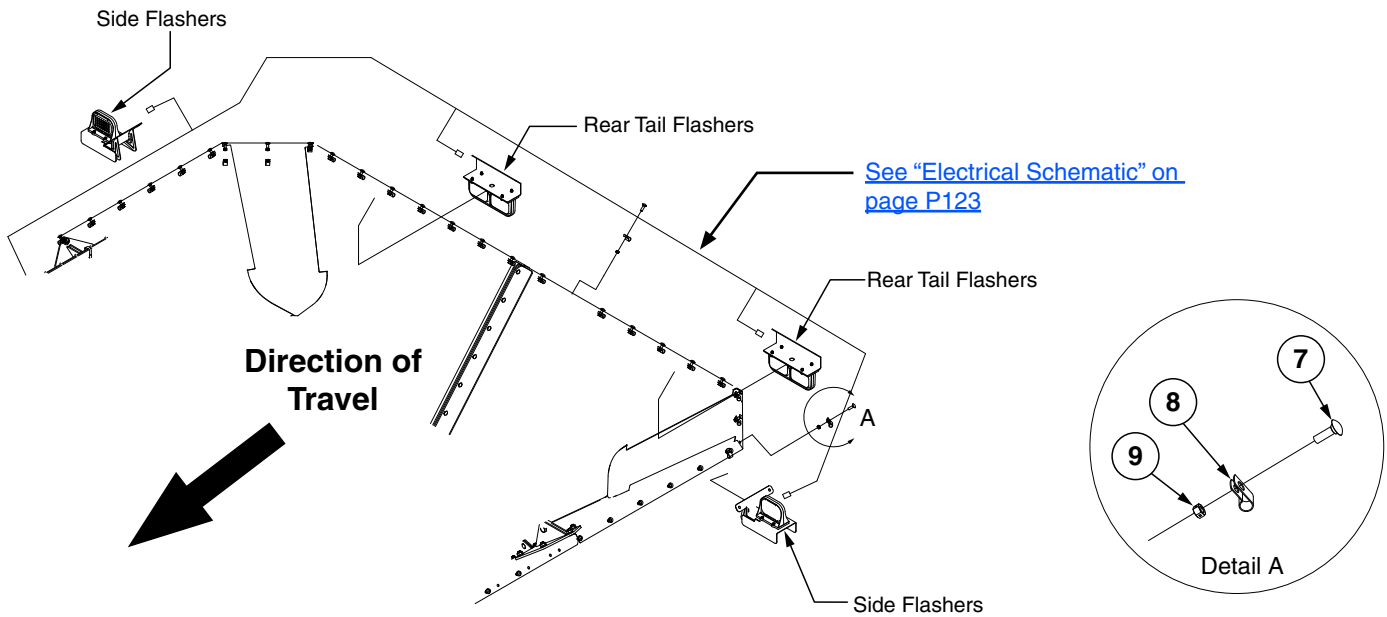
(A16824)



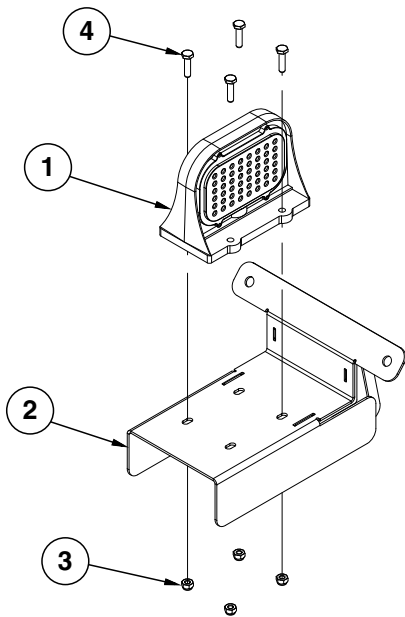
ITEM	PART NO.	QTY.	DESCRIPTION
1	GD24105	1	Block
2	GA11365	2	Spool Valve Assembly
	GR1750	-	Hex Nut
	GR1756	-	Seal Kit
	GR2080	-	Valve Installation Kit
3	GA16676	4	Coil
4	G6400-06-08	4	Connector W/O-Ring, 1/16"-18 Male JIC To 3/4"-16 O-Ring
	GR1037	-	O-Ring
5	G6801-06-08	3	Elbow W/O-Ring, 90°, 1/16"-18 Male JIC To 3/4"-16 O-Ring
	GR1037	-	O-Ring
6	GA4293	2	Check Valve
7	G6801-LL-06-08	1	X-Long Elbow W/O-Ring, 90°, 1/16"-18 Male JIC To 3/4"-16 O-Ring



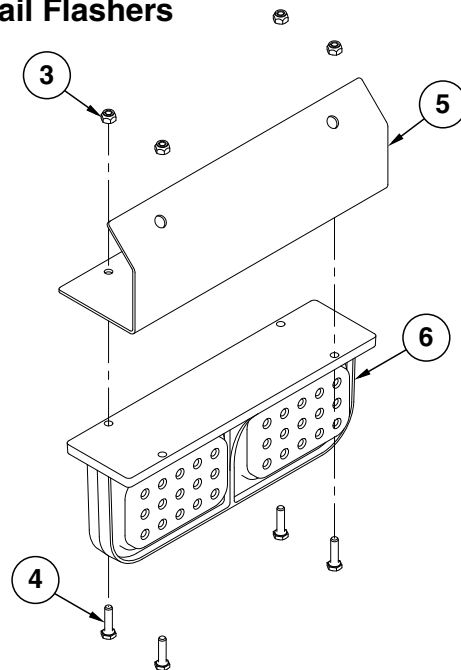
ITEM	PART NO.	QTY.	DESCRIPTION
1	---	1	See "Safety/Warning Lights" on page P125
2	---	1	See "Safety/Warning Lights" on page P125
3	---	2	See "Safety/Warning Lights" on page P125
4	GA16931	1	Cart Lighting Cable
5	GA20462	1	Configuration Plug
6	G10113301	1	Handheld Control
7	GA16353	1	Cart Control Cable
8	GA15472	1	Work Light
9	G11091	-	Serrated Flange Nut, 3/8"-16
10	G10004	-	Hex Head Cap Screw, 3/8"-16 x 1 1/4"
11	GD24296	-	Manifold Bracket
12	GD29033	-	Worklight Relay, 6 Amp
13	GA18949	-	Extension Harness
14	---	1	See "Floor Auger Manifold Block Assembly" on page P121
15	---	1	See "Auger Rotate Manifold Block Assembly" on page P122
16	---	1	See "Spout Manifold Block Assembly" on page P120
17	GA20045	1	Work Light Cable
18	GA16354	-	Control Cable Extension, 15'



Side Flashers



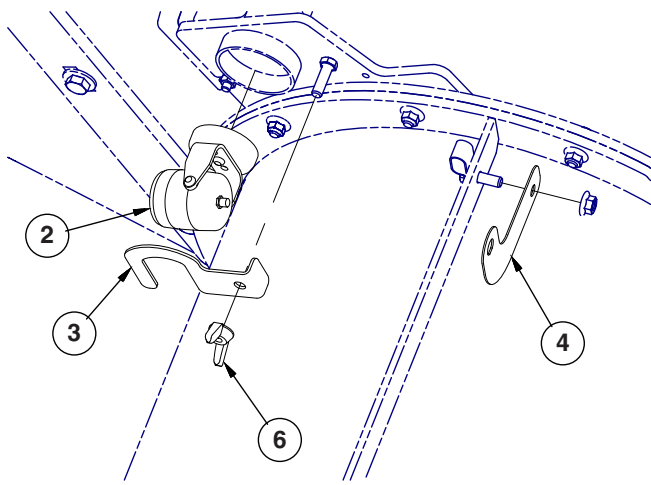
Rear Tail Flashers



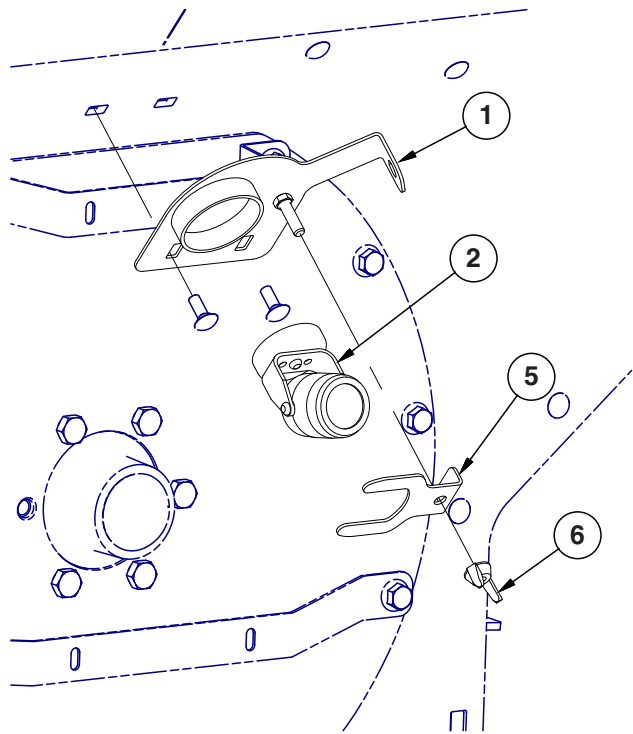
ITEM	PART NO.	QTY.	DESCRIPTION
1	GA15471	1	Flasher
2	GA18134	1	Light Bracket
3	G10110	4	Lock Nut, 1/4"-20, Grade B
4	G10064	4	Hex Head Cap Screw, 1/4"-20 x 1"
5	GD23982	1	Tail Light Bracket
6	GA15470	1	Tail Flasher, L.H.
	GA15469	-	Tail Flasher, R.H.
7	G10599	-	Carriage Bolt, 3/8"-16 x 1 1/4"
8	GD13348	-	Insulated Clamp, 1 1/16"
9	G10108	-	Lock Nut, 3/8"-16

This page left blank intentionally.


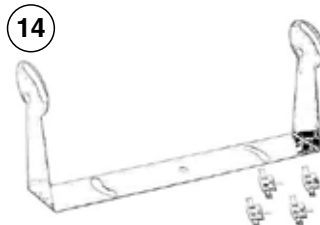

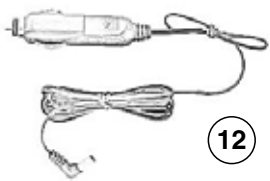
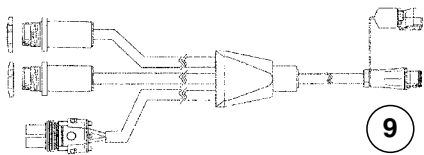
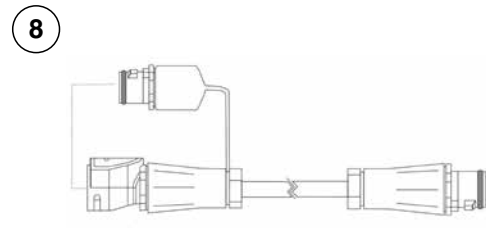
(P1411)



Front Camera

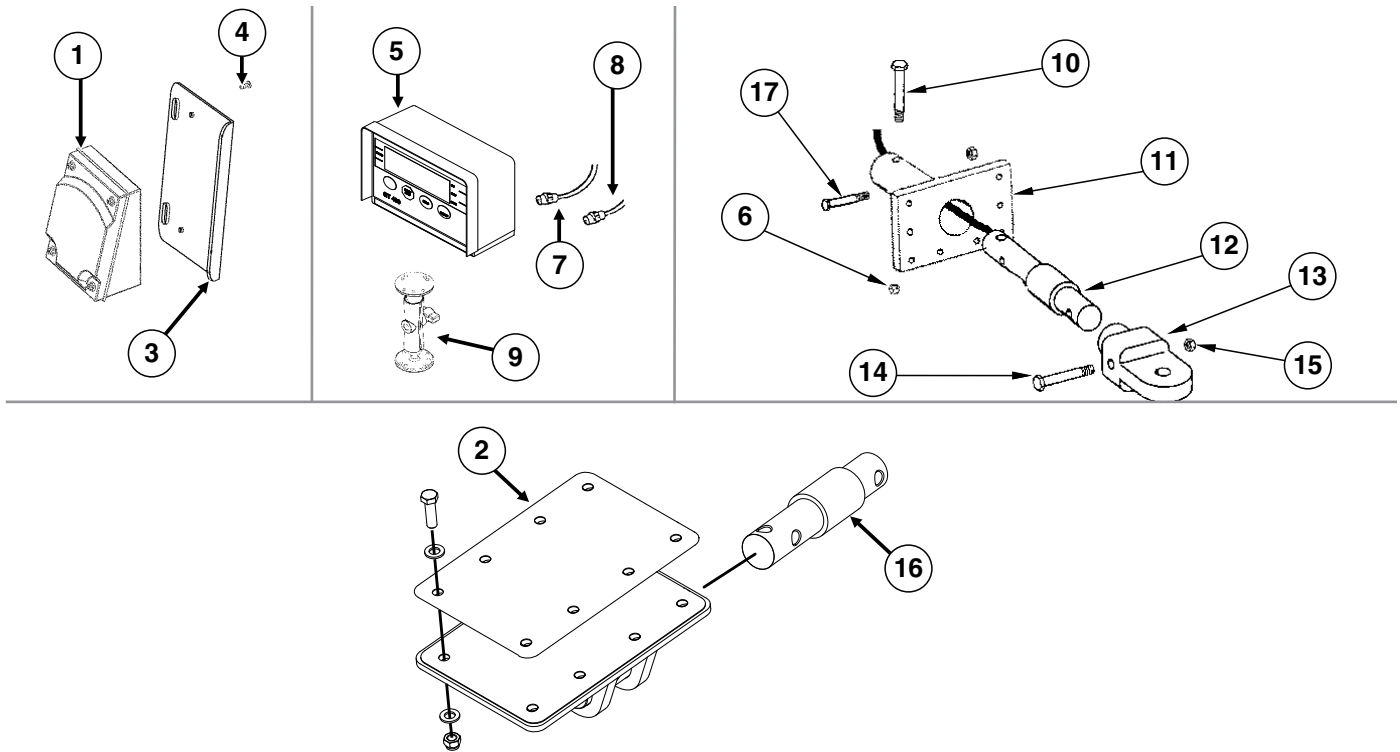


Rear Camera



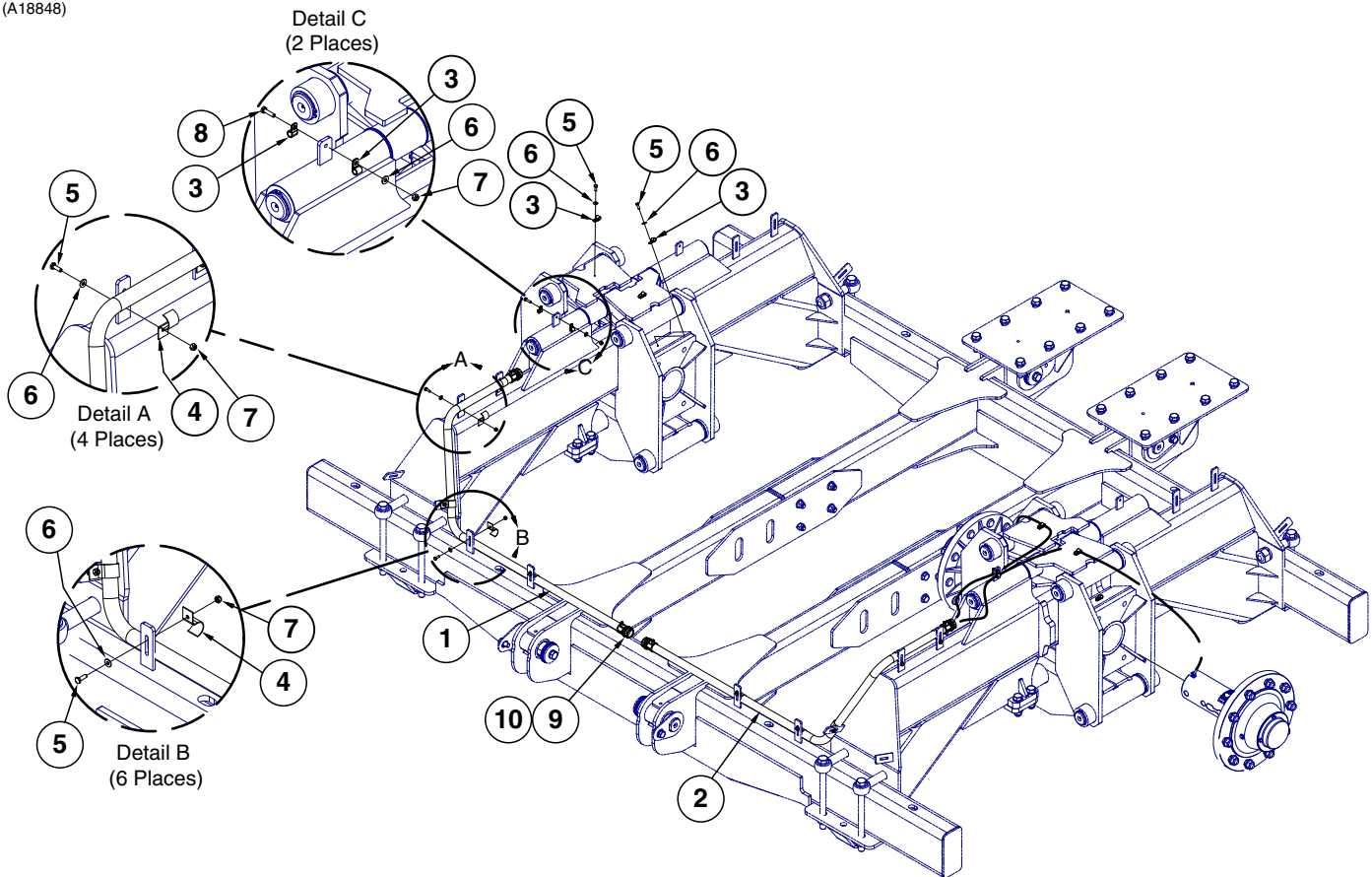
ITEM	PART NO.	QTY.	DESCRIPTION
1	GA16244	1	Rear Camera Mount
2	GA15291	2	Ag Camera
3	GD22832	1	Hold Down Camera Bracket
4	GD22858	1	Bulkhead Connector Plate
5	GD22834	1	Hold Down Camera Bracket
6	G10163	2	Wing Nut, 3/8"-16
7	GA16839	1	Camera Monitor
8	GA18725	1	Monitor Harness
9	GA16346	1	Camera Harness
10	GA16347	2	Camera Tail
11	GD28359	-	Stand (Adhesive)
12	GD28360	-	12 Volt Cigarette Lighter Power Adaptor
13	GD28361	-	AC Power Adaptor
14	GD28357	-	Monitor Stand
15	GD28358	-	Remote Control

This page left blank intentionally.



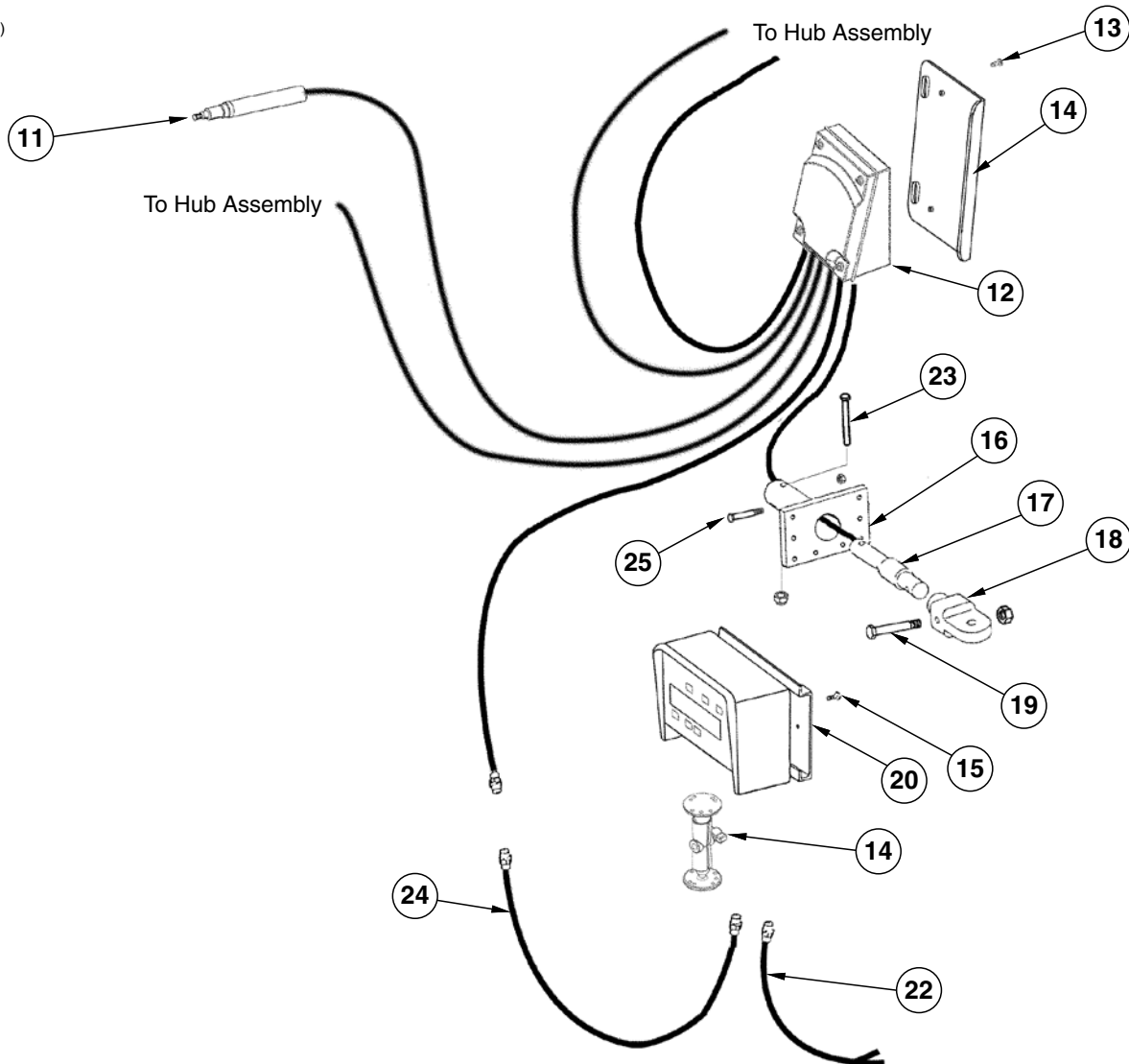
ITEM	PART NO.	QTY.	DESCRIPTION
1	GA18777	1	Junction Box W/30' Cable
	GR1431	1	Cable, 30'
2	GD29309	-	Shim, .06" (As Required)
	GD29310	-	Shim, .06" (As Required)
3	GD24972	1	Junction Box Mounting Bracket
4	G11229	4	Slotted Pan Head Self-Tapping Screw, 10-16 x 1/2"
5	G8367X	1	GT 400 Indicator W/Serial Port For Printer (Factory Calibration Required - Specify Wagon Type)
	G9770X	1	GT 560 Indicator W/Serial Port For Printer (See "Miscellaneous Electronic Scale Components" on page P133)
6	G10111	1	Lock Nut, 1/2"-13
7	GA4683	1	Cable Extension (To Junction Box Cable)
8	GA6772	1	Battery Power Cable, 10'
9	GA12403	-	Mounting Bracket Assembly, Includes: (2) Mounting Brackets, (2) Connector Halves, (1) Compression Spring (1) Tension Knob, (1) 1/4"-20 x 1 3/4" Hex Head Cap Screw, (1) 1/4" Plastic Washer, (1) 1/4" Steel Washer
	GR1762	-	Console Mounting Bracket Hardware Package, Includes: (2) No. 10-32 x 5-8" Hex Socket Pan Head Screw, (3) 1/4" Lock Washers
10	GA11200	1	Hex Head Cap Screw, 1/2"-13 x 8"
11	GA19882	1	Receiver Weigh Bar
12	GA24606	1	Hitch Weigh Beam
13	---	-	See "Clevis Hitch Assemblies" on page P15
14	---	-	See "Clevis Hitch Assemblies" on page P15
15	---	-	See "Clevis Hitch Assemblies" on page P15
16	GA20249	1	Weigh Beam
17	G10648	1	Hex Head Cap Screw, 1"-8 x 6", Grade 8
	G10647	1	Hex Nut, 1"-8, Grade 8

(A18848)

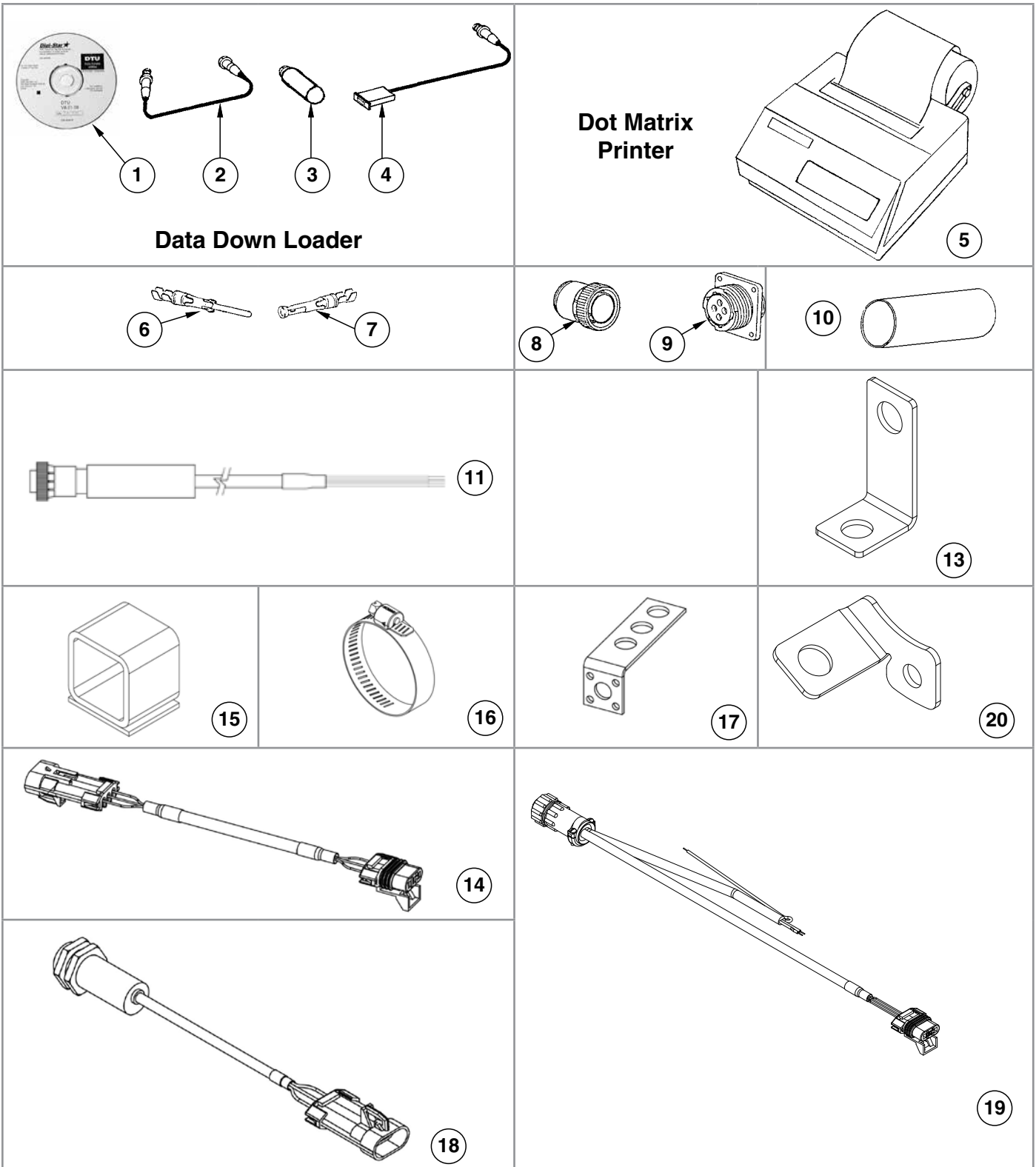


ITEM	PART NO.	QTY.	DESCRIPTION
1	GD27054	1	R.H. Conduit Tube
2	GD27055	1	L.H. Conduit Tube
3	GD6291	12	Insulated Clamp, 3/8"
4	GD10739	10	Conduit Clamp, 1" EMT (For Scale Wires)
5	G10023	18	Hex Head Cap Screw, 1/4"-20 x 3/4"
6	G11385	20	Flat Washer, 1/4" SAE
7	G10110	12	Lock Nut, 1/4"-20, Grade B
8	G10020	2	Hex Head Cap Screw, 1/4"-20 x 5/8"
9	GD10759	4	Insulating Bushing, 1"
10	GA7818	4	EMT Connector, 1" (For Scale Wires)
11	GA18841	4	Weigh Axle
	G10471	4	Cotter Pin, 3/8" x 2 1/2"
12	GA18777	1	Junction Box W/Cable
	GR1431	-	Cable, 30'
13	G11229	4	Slotted Pan Head Self-Tapping Screw, 10-16 x 1/2"
14	GD24972	1	Junction Box Mounting Bracket
15	G10522	2	Slotted Hex Self-Tapping Screw, 1/4"-20 x 3/4"

(WGN287)



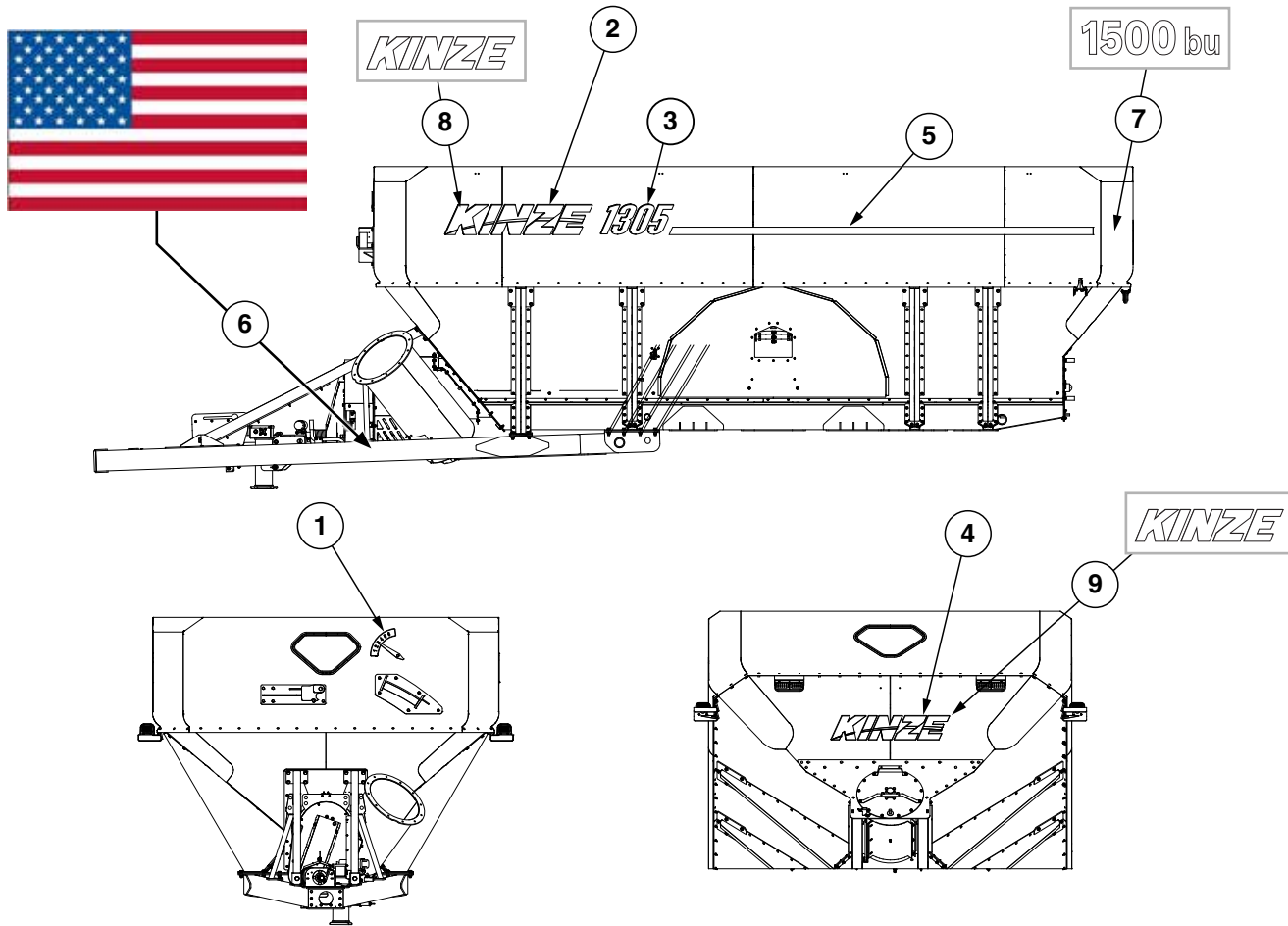
ITEM	PART NO.	QTY.	DESCRIPTION
16	GA19882	1	Receiver Weigh Bar
17	GA14842	1	Hitch Weigh Beam
18	---	-	See "Clevis Hitch Assemblies" on page P15
19	---	-	See "Clevis Hitch Assemblies" on page P15
20	G8367X	-	GT 400 Indicator W/Serial Port For Printer (Factory Calibration Required - Specify Wagon Type)
	G9770X	-	GT 560 Indicator W/Serial Port For Printer (See "Miscellaneous Electronic Scale Components" on page P133)
21	GA12403	-	Mounting Bracket Assembly, Includes: (2) Mounting Brackets, (2) Connector Halves, (1) Compression Spring (1) Tension Knob, (1) ¼"-20 x 1¾" Hex Head Cap Screw, (1) ¼" Plastic Washer, (1) ¼" Steel Washer
	GR1762	-	Console Mounting Bracket Hardware Package, Includes: (2) No. 10-32 x 5-8" Hex Socket Pan Head Screw, (3) ¼" Lock Washers
22	GA6772	1	Battery Power Cable
23	G11200	1	Hex Head Cap Screw, ½"-13 x 8" (2014 Production and on)
	G10111	1	Lock Nut, ½"-13
24	GA4683	1	Cable Extension (To Junction Box Cable)
25	G10648	1	Hex Head Cap Screw, 1"-8 x 6", Grade 8
	G10647	1	Hex Nut, 1"-8, Grade 8



ITEM	PART NO.	QTY.	DESCRIPTION
1	GD14416	1	Program CD
2	GA10013	1	Module Cable
3	GA10012	1	Downloader Module
4	GA10011	1	Interface Cable
5	816-00054	-	Optional Printer W/Data Cable And Power Cable, (Non-Stock Item - Order Through Kinze Wholegoods)
	GR1491	-	Data Cable (Used Between Indicator And Printer)
	GR1492	-	Power Cable
6	GR1067	-	Pin
7	GR1171	-	Female Socket Contact
8	GR1068	-	Connector, Male
9	GR1170	-	Connector, Female
10	GR1069	-	Shrink Tube, 2½"
11	GR1431	-	Cable, 30' (If Applicable)
12	---	-	---
13	GD28513	-	RPM Sensor Bracket
14	GD26447	-	RC Sensor Extension Cable, 16' (Included W/G9770x)
15	GD26449	-	Target (Included W/G9770x)
16	GD26450	-	Hose Clamp, 24SS (Included W/G9770x)
17	GD26451	-	RC Sensor Mounting Bracket (Included W/G9770x)
18	GD26448	-	AutoLog Rotation Counter Sensor (Included W/G9770x)
19	GD33123	-	RPM Sensor Cable (Included W/G9770x)
20	GD36973	-	RPM Sensor Bracket

(TP1058)

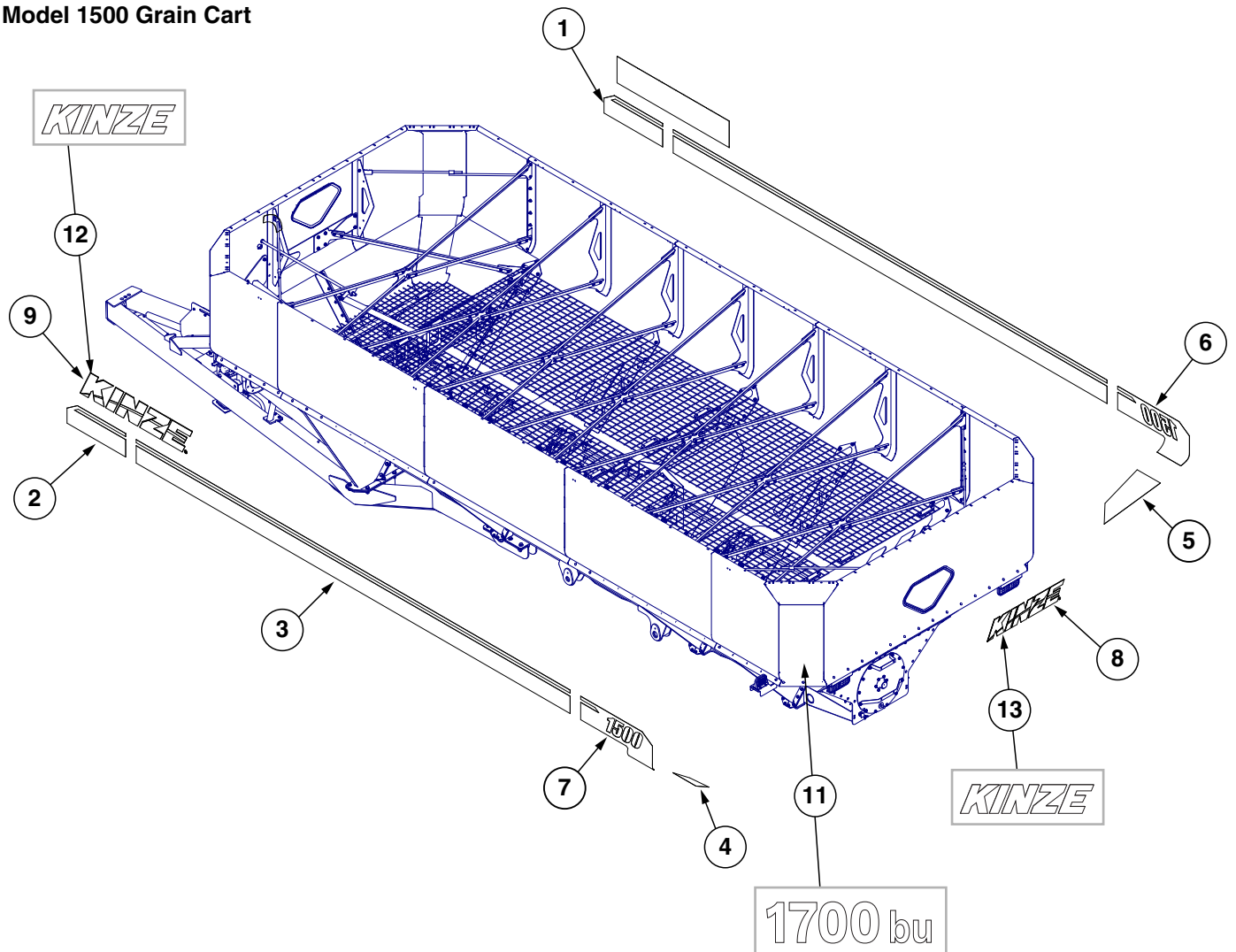
Model 1305 Grain Cart Shown



ITEM	PART NO.	QTY.	DESCRIPTION
1	G7100-466	-	Flow Gate Indicator Decal
2	G7100-576	-	Kinze Decal (2018-2019 Production)
3	G7100-574	-	1105 Decal
	G7100-590	-	1205 Decal
	G7100-575	-	1305 Decal
4	G7100-532	-	Kinze Decal (2018-2019 Production)
5	G7100-93	-	White Striping, 3" x 100 Yards
6	G7100-484	-	Decal, American Flag
7	G10110301	1	Capacity Decal, 1500BU (1305 Tracks)
	G10110401	1	Capacity Decal, 1450BU (1305 Flotation)
	G10109901	1	Capacity Decal, 1300BU (1105 Tracks)
	G10110001	1	Capacity Decal, 1250BU (1105 Flotation)
	G10110101	1	Capacity Decal, 1400BU (1205 Tracks)
	G10110201	1	Capacity Decal, 1350BU (1205 Flotation)
8	G10112101	2	Kinze Decal, 12" x 54.95" (2020 Production and on)
9	G10112001	1	Kinze Decal, 9.63" x 44" (2020 Production and on)

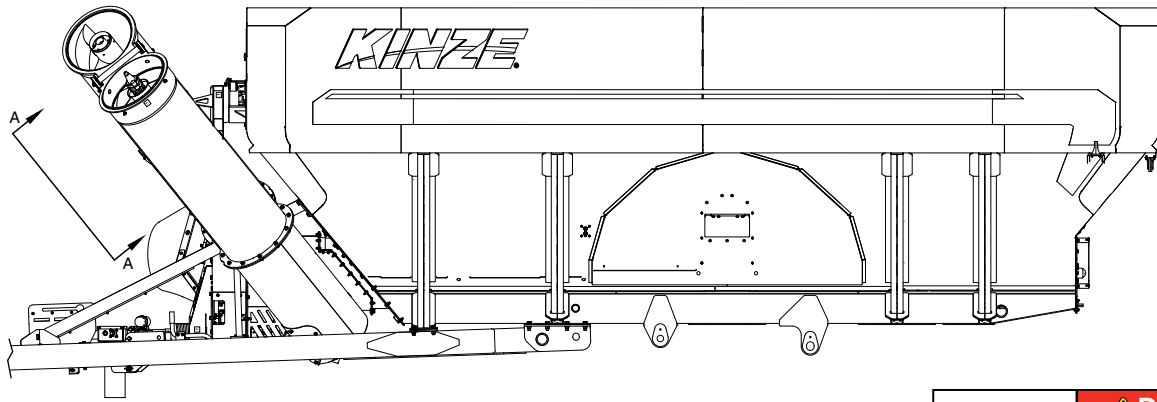
(A16794-06)

Model 1500 Grain Cart



ITEM	PART NO.	QTY.	DESCRIPTION
1	G7100-408	1	R.H. Front Panel Decal
2	G7100-409	1	L.H. Front Panel Decal
3	G7100-465	-	Side Panel Decal
4	G7100-417	1	L.H. Leg Decal
5	G7100-418	1	R.H. Leg Decal
6	G7100-432	1	R.H. 1500 Decal
7	G7100-433	1	L.H. 1500 Decal
8	G7100-430	1	Kinze Cart Decal, 43½" (2018-2019 Production)
9	G7100-419	2	Kinze Cart Decal, 63½" (2018-2019 Production)
10	G7100-466	1	Flow Gate Indicator Decal
11	G10110501	1	Capacity Decal, 1700BU
12	G10112101	2	Kinze Decal, 12" x 54.95" (2020 Production and on)
13	G10112001	1	Kinze Decal, 9.63" x 44" (2020 Production and on)

(TP1059)



WARNING

Towing loaded grain carts on public roads and bridges can result in death, serious injury, and damage to property and equipment.

Never tow a loaded grain cart on public roads and bridges.

7100-446

DANGER

Contacting rotating auger will cause death or serious injury. Never open or close dump door with auger operating.

Remove power source before using cleanout sweep or working on equipment.

7100-447

DANGER

CONTACTING OR COMING CLOSE TO POWER LINES OR OTHER HIGH ENERGY SOURCES WILL CAUSE DEATH OR SERIOUS INJURY.

Keep away from power lines or high energy sources at all times.

7100-382

WARNING

Contact with hydraulic folding auger can and cause death, serious injury, and damage to property and equipment. Stay away from folding auger at all times. Make sure auger is clear of people and objects before folding or unfolding.

7100-454

WARNING

Loss of control can cause death or serious injury, or damage to property and equipment.

Tow only with farm tractor weight rated and configured for this equipment. Use safety chains and transport as specified in the Operator and Parts Manual.

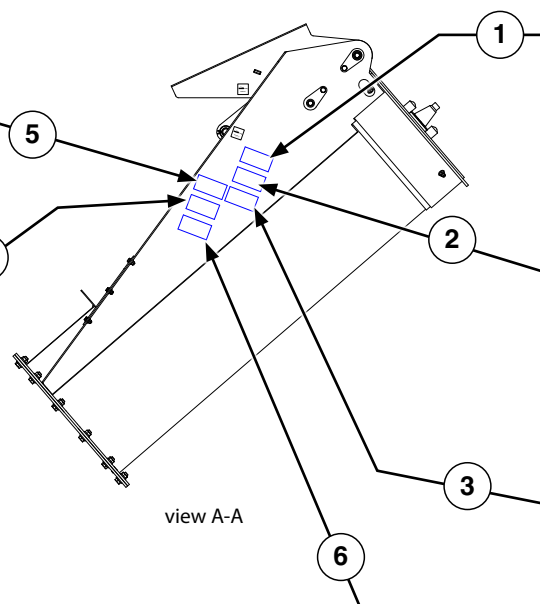
7100-393

NOTICE

Towing grain carts with vertical auger extended can result in equipment damage.

Only operate with vertical auger extended when unloading cart.

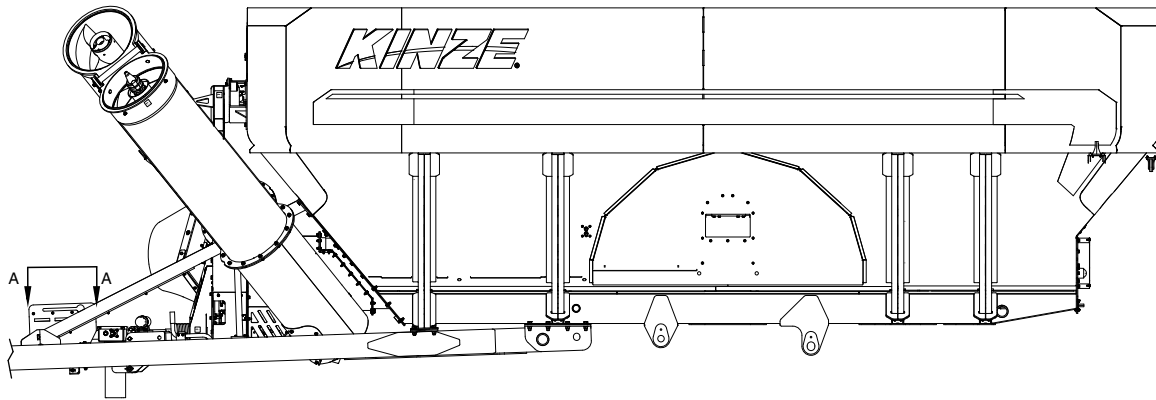
7100-528



view A-A

ITEM	PART NO.	QTY.	DESCRIPTION
1	G7100-382	1	Decal, Danger
2	G7100-454	1	Decal, Warning
3	G7100-393	1	Decal, Warning
4	G7100-447	1	Decal, Danger
5	G7100-446	1	Decal, Warning
6	G7100-528	1	Decal, Notice

(TP1065)

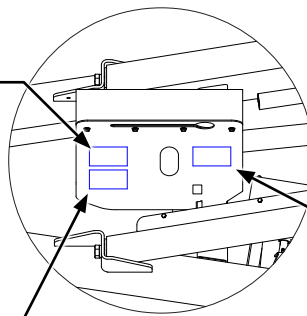




⚠ WARNING
 Contact with moving parts can cause death or serious injury.
 Do not operate grain cart with inspection cover removed.
 Remove power source before working on equipment.




⚠ DANGER
 Contact with rotating driveline will cause death or serious injury. Keep away at all times when operating.
 Never operate without all guards and equipment shields properly installed.



View A-A

NOTICE




Operating tractor PTO above 750 RPM with augers empty will damage equipment.
 Make sure grain is flowing properly before increasing to higher RPM's. Read Operator Manual for instructions.

ITEM	PART NO.	QTY.	DESCRIPTION
1	G7100-449	1	Decal, Notice
2	G7100-452	1	Decal, Warning
3	G7100-453	1	Decal, Warning

(TP1060)


DANGER



Entering the grain cart can result in death or serious injury.

- Never enter grain cart when there is an energy source attached to the cart.
- Flowing grain can trap and suffocate.


WARNING



Limited window visibility can conceal people, animals, or objects and result in death, injury, and damage property or equipment.

Check completely around cart before moving!

WARNING



Contact with moving parts can cause death or serious injury.

Do not operate grain cart with inspection cover removed.

Remove power source before working on equipment.

WARNING



Improperly operating or working on this equipment can result in death, serious injury, or damage to property and equipment.

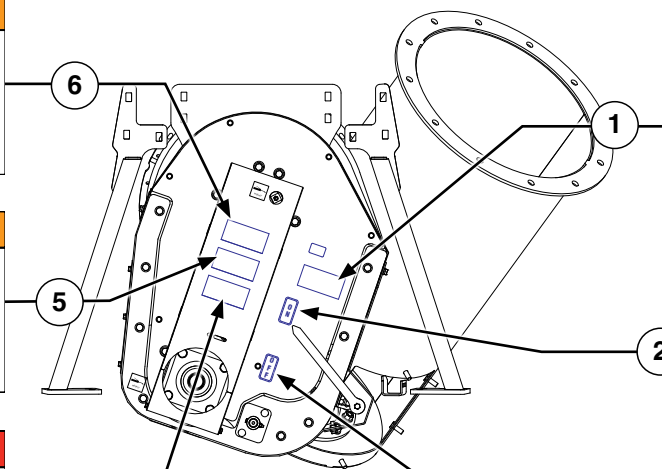
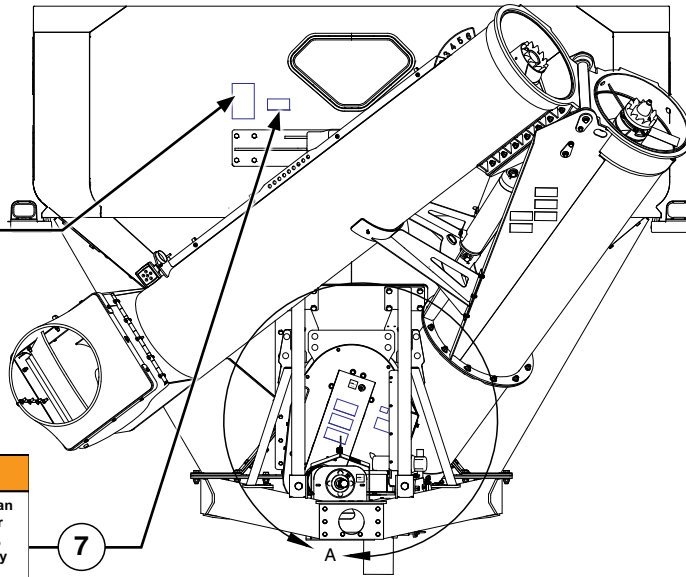
Disconnect from tractor and all power sources when working on equipment. Follow all operating and safety instructions in the Operator Manual.

DANGER




Contact with rotating driveline will cause death or serious injury. Keep away at all times when operating.

Never operate without all guards and equipment shields properly installed.



NOTICE



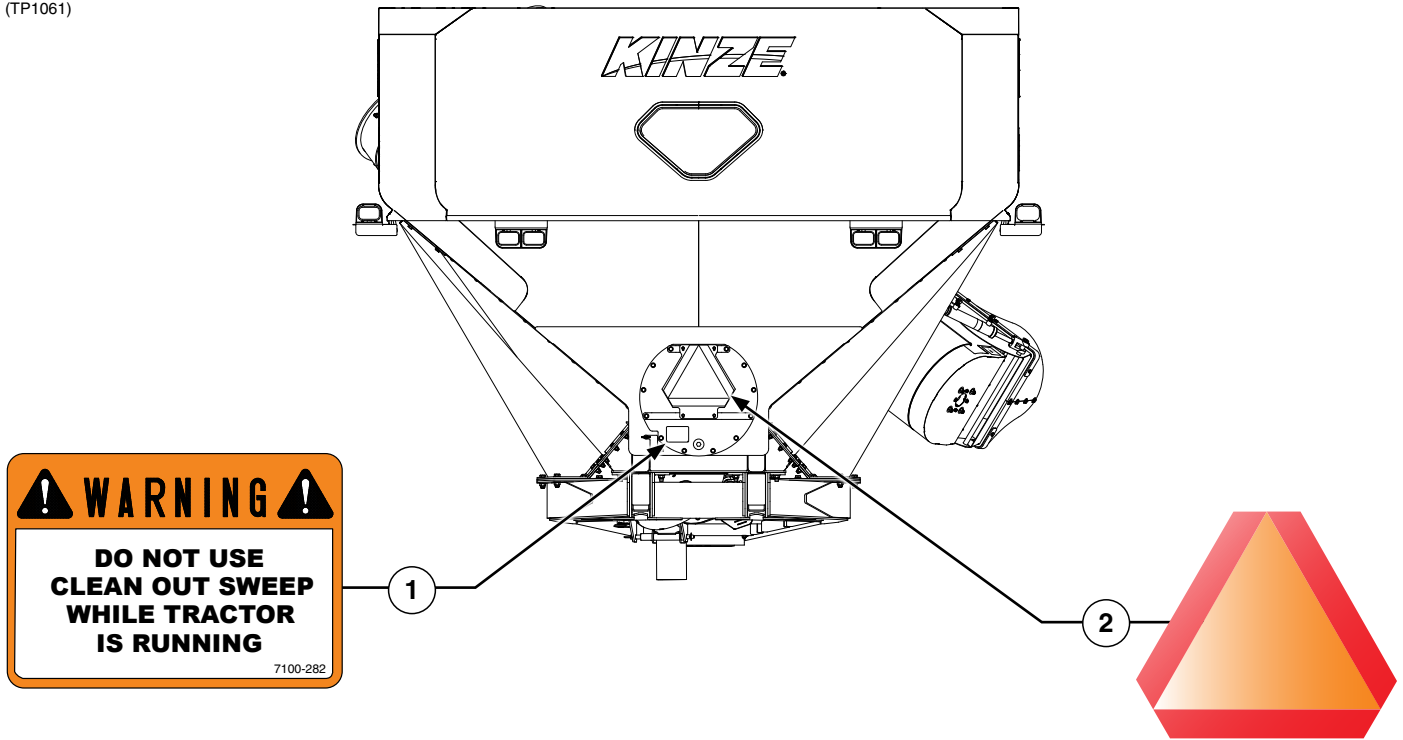
Operating tractor PTO above 750 RPM with augers empty will damage equipment.

Make sure grain is flowing properly before increasing to higher RPM's. Read Operator Manual for instructions.



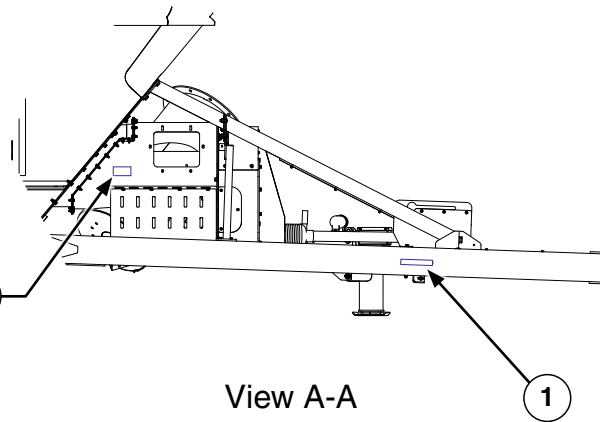
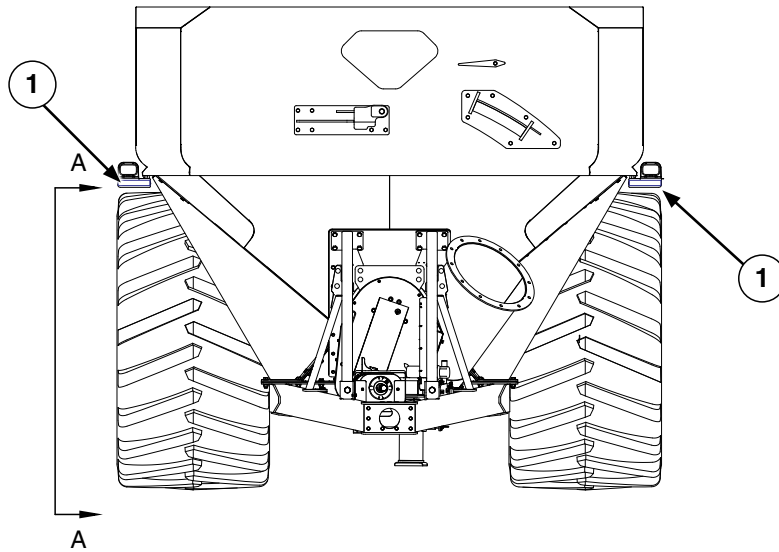
ITEM	PART NO.	QTY.	DESCRIPTION
1	G7100-449	1	Decal, Notice
2	G7100-289	1	Decal, "On"
3	G7100-290	1	Decal, "Off"
4	G7100-452	1	Decal, Danger
5	G7100-455	1	Decal, Warning
6	G7100-453	1	Decal, Warning
7	G7100-445	1	Decal, Warning
8	G7100-463	1	Decal, Danger

(TP1061)



ITEM	PART NO.	QTY.	DESCRIPTION
1	G7100-282	1	Decal, Warning "Clean Out Sweep"
2	G7100-36	1	SMV Sign
	GD24834	1	SMV Plate
	G10019	4	Hex Head Cap Screw, 5/16"-18 x 1"
	G10620	4	Serrated Flange Nut, 5/16"-18

(TP1063)

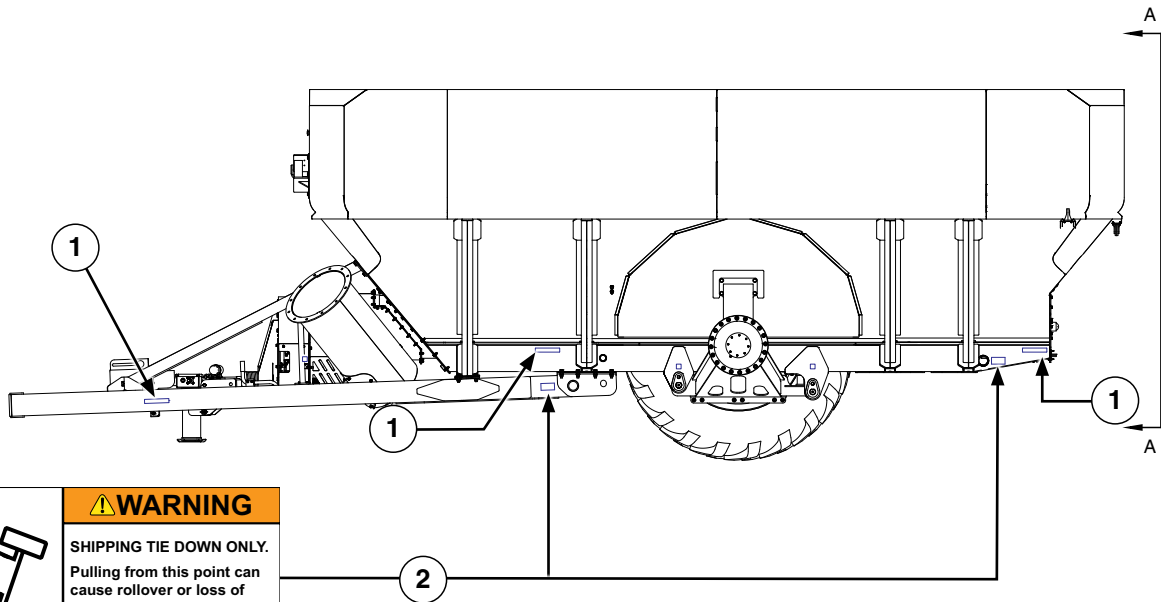


WARNING

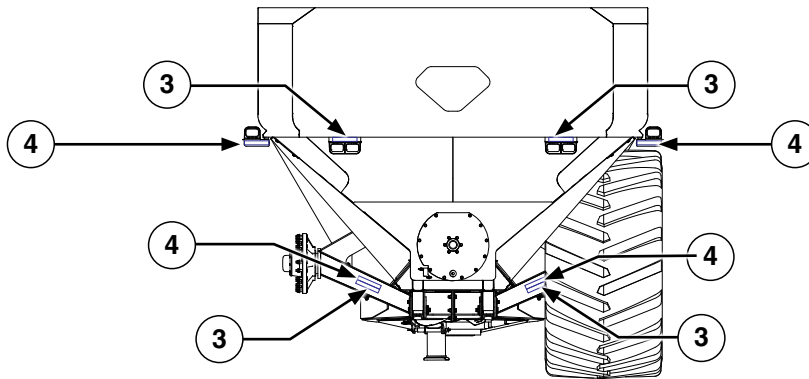
Improper operation or servicing of this equipment can result in death or serious injury. Read and follow all instructions in the Operator and Parts Manual.

Contact your Kinze dealer or go to www.kinze.com to order a replacement manual.

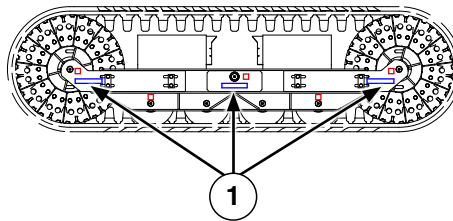
ITEM	PART NO.	QTY.	DESCRIPTION
1	G7100-558	1	Reflective Decal, Amber, 2" x 9", Rectangular
2	G7100-387	1	Decal, Warning




WARNING
 SHIPPING TIE DOWN ONLY.
 Pulling from this point can cause rollover or loss of control and result in death, serious injury, and damage to property and equipment.

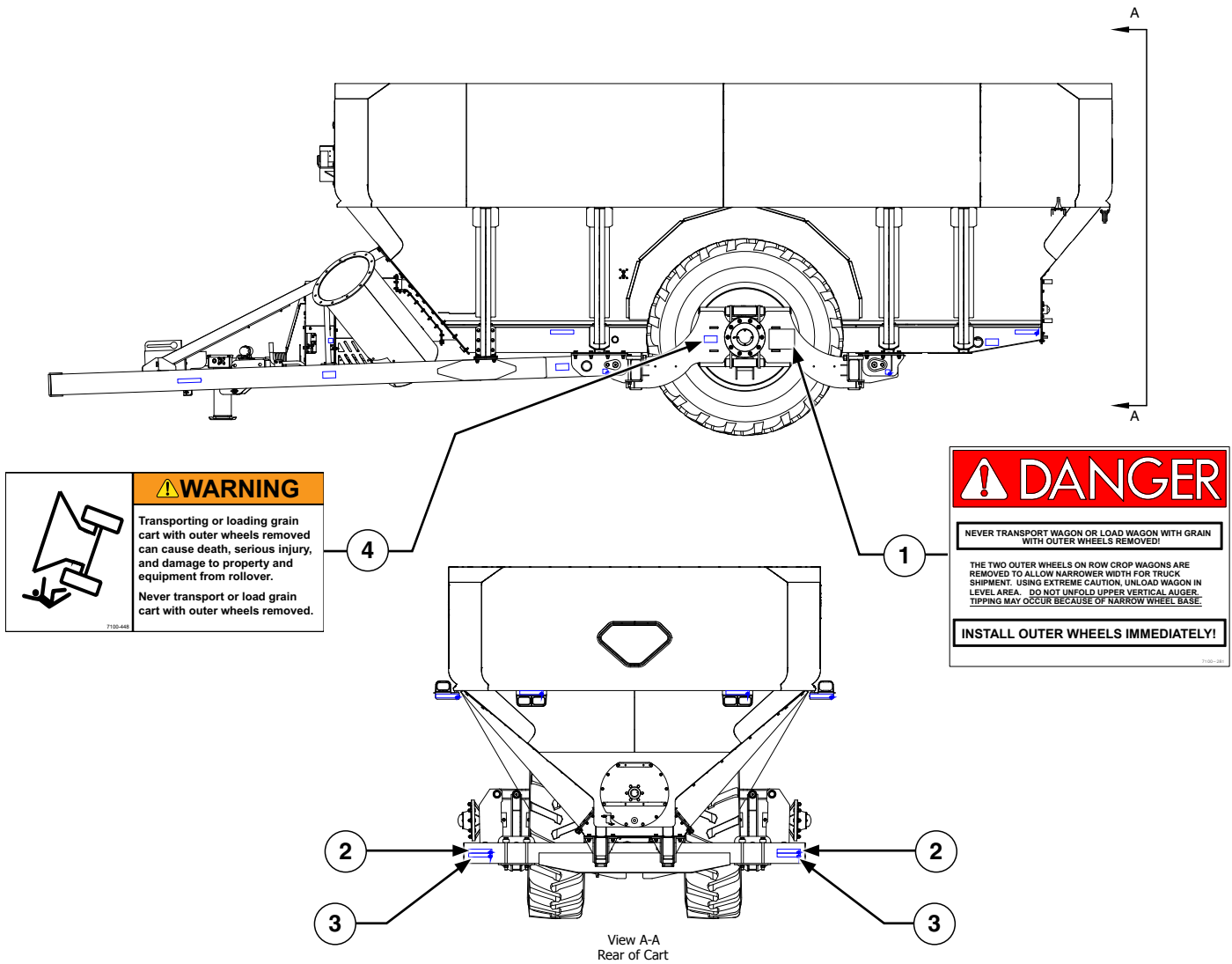


View A-A
 Rear View of Cart

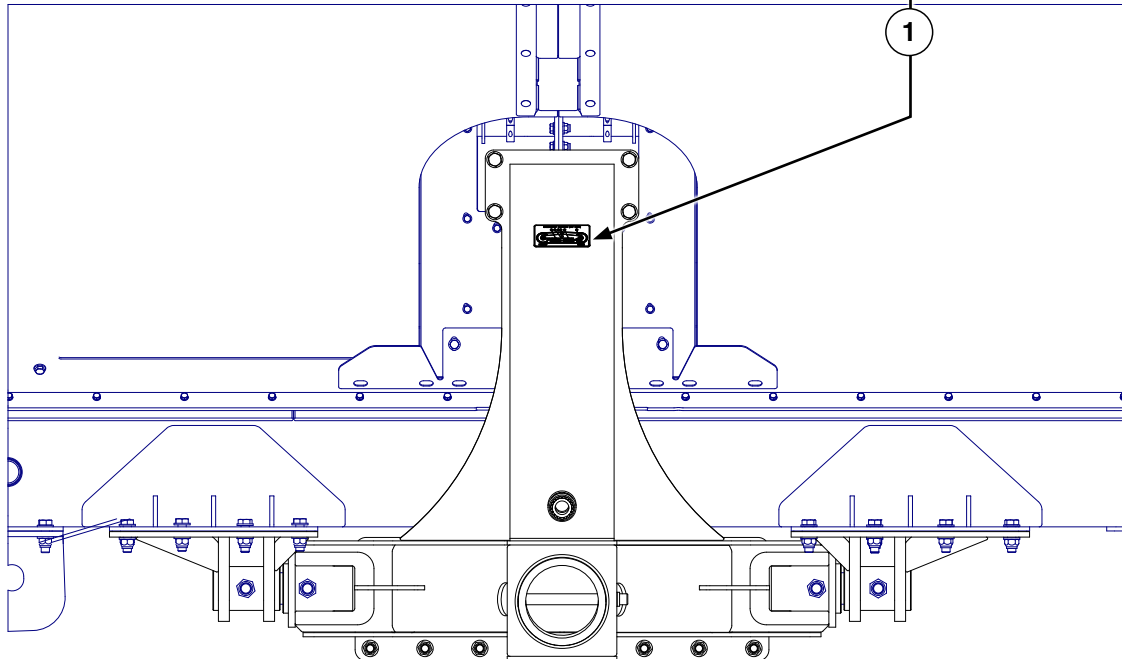
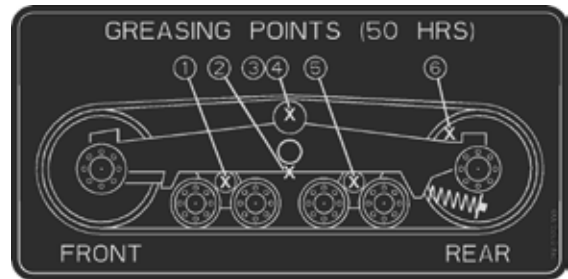


ITEM	PART NO.	QTY.	DESCRIPTION
1	G7100-558	1	Reflective Decal, Amber, 2" x 9", Rectangular (Model 1500 Track Only)
2	G7100-451	4	Decal, Warning
3	G7100-559	4	Reflective Decal, Orange, 2" x 9", Rectangular
4	G7100-557	4	Reflective Decal, Red, 2" x 9", Rectangular




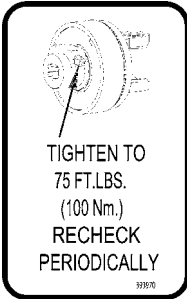
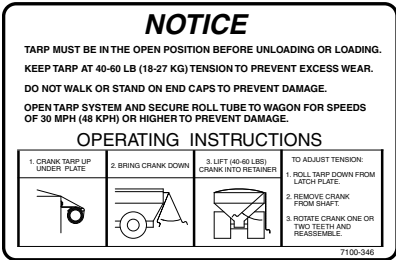


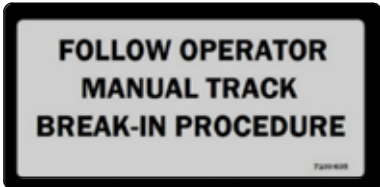
Row Crop Only


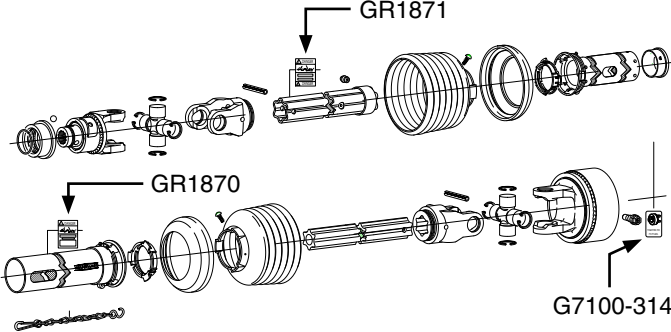
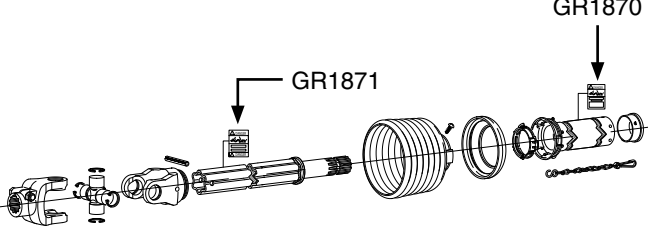






ITEM	PART NO.	QTY.	DESCRIPTION
1	G7100-281	1	Decal, Danger
2	G7100-557	2	Reflective Decal, Red, 2" x 9", Rectangular
3	G7100-559	2	Reflective Decal, Orange, 2" x 9", Rectangular
4	G7100-448	1	Decal, Warning



ITEM	PART NO.	QTY.	DESCRIPTION
1	GD34877	1	Kinze Greasing Decal, Tracks

 <p>WEEKLY</p>	<p>Part No.: G7100-110 Description: Decal, Grease Weekly</p>				
 <p>ANNUALLY</p>	<p>Part No.: G7100-277 Description: Decal, Grease Annually</p>				
 <p>DAILY</p>	<p>Part No.: G7100-116 Description: Decal, Grease Daily</p>				
 <p>TIGHTEN TO 75 FT.LBS. (100 Nm.) RECHECK PERIODICALLY</p>	<p>Part No.: G7100-314 Description: Decal, Torque Value</p>				
 <p>NOTICE TARP MUST BE IN THE OPEN POSITION BEFORE UNLOADING OR LOADING. KEEP TARP AT 40-60 LB (18-27 KG) TENSION TO PREVENT EXCESS WEAR. DO NOT WALK OR STAND ON END CAPS TO PREVENT DAMAGE. OPEN TARP SYSTEM AND SECURE ROLL TUBE TO WAGON FOR SPEEDS OF 30 MPH (48 KPH) OR HIGHER TO PREVENT DAMAGE.</p> <p>OPERATING INSTRUCTIONS</p> <table border="1"> <tr> <td>1. CRANK TARP UP UNDER PLATE</td> <td>2. BRING CRANK DOWN</td> <td>3. LIFT (40-60 LBS) CRANK INTO RETAINER</td> <td>TO ADJUST TENSION: 1. ROLL TARP DOWN FROM LATCH PLATE 2. REMOVE CRANK FROM SHAFT 3. ROTATE CRANK ONE OR TWO TEETH AND REASSEMBLE.</td> </tr> </table> <p>7100-346</p>	1. CRANK TARP UP UNDER PLATE	2. BRING CRANK DOWN	3. LIFT (40-60 LBS) CRANK INTO RETAINER	TO ADJUST TENSION: 1. ROLL TARP DOWN FROM LATCH PLATE 2. REMOVE CRANK FROM SHAFT 3. ROTATE CRANK ONE OR TWO TEETH AND REASSEMBLE.	<p>Part No.: G7100-346 Description: Decal, Notice</p>
1. CRANK TARP UP UNDER PLATE	2. BRING CRANK DOWN	3. LIFT (40-60 LBS) CRANK INTO RETAINER	TO ADJUST TENSION: 1. ROLL TARP DOWN FROM LATCH PLATE 2. REMOVE CRANK FROM SHAFT 3. ROTATE CRANK ONE OR TWO TEETH AND REASSEMBLE.		
 <p>Electronic Scale</p>	<p>Part No.: G7100-130 Description: Decal, Electronic Scale</p>				
	<p>Part No.: GD1512 Description: Cable Tie, 7½"</p> <p>Part No.: GD2117 Description: Cable Tie, 14½"</p>				
 <p>FOLLOW OPERATOR MANUAL TRACK BREAK-IN PROCEDURE</p>	<p>Part No.: G7100-635 Description: Decal, Track Break-In</p>				

	<p>Part No.: GR2127MPP Description: Blue Paint, Twelve Aerosol Cans</p>
	<p>Part No.: GR1870 Description: Outer Decal</p> <p>Part No.: GR1871 Description: Inner Decal</p> <p>Part No.: G7100-314 Description: Decal, Torque Value</p>
	
	<p>Part No.: GM0277-01 Description: Operator Manual, 900/1100/1300/1500</p> <p>Part No.: GM0277-02 Description: Parts Manual, 900/1100/1300/1500</p> <p>Part No.: GPR1094 Description: Binder (Contact Kinze Parts To Order)</p>
	<p>Part No.: G7100-436 Description: Decal, Tire Pressure (Row Crop)</p>
	<p>Part No.: G7100-437 Description: Decal, Tire Pressure (Flotation) Tire 1100/45R46, 189A8/B</p>
	<p>Part No.: G7100-522 Description: Decal, Tire Pressure (Flotation) Tire 1250/50R32, CFO</p>

This page left blank intentionally.

Part No.	Page	Part No.	Page	Part No.	Page	Part No.	Page
*A1018.....	P112	G10001.....	P22	G10017.....	P40	G10054.....	P107
*A1098.....	P112	G10001.....	P26	G10017.....	P42	G10055.....	P88
*A1110.....	P112	G10001.....	P32	G10017.....	P43	G10062.....	P120
*A1116.....	P112	G10001.....	P79	G10017.....	P46	G10062.....	P121
*A1121.....	P112	G10001.....	P82	G10017.....	P48	G10064.....	P18
*A1132.....	P112	G10003.....	P32	G10017.....	P50	G10064.....	P125
*A1140.....	P112	G10003.....	P46	G10017.....	P56	G10068.....	P29
*A15013.....	P112	G10003.....	P48	G10017.....	P68	G10068.....	P87
*A15093-270.....	P112	G10003.....	P54	G10019.....	P10	G10071.....	P18
*A24474.....	P117	G10003.....	P60	G10019.....	P140	G10071.....	P22
*A3159.....	P112	G10003.....	P66	G10020.....	P131	G10071.....	P23
*A7656.....	P112	G10003.....	P82	G10023.....	P18	G10071.....	P32
*A7665.....	P112	G10004.....	P8	G10023.....	P131	G10071.....	P38
*A7666.....	P112	G10004.....	P18	G10026.....	P26	G10071.....	P40
*D12050.....	P116	G10004.....	P22	G10026.....	P29	G10071.....	P42
*D12051.....	P116	G10004.....	P28	G10027.....	P32	G10071.....	P43
*D12092.....	P117	G10004.....	P33	G10027.....	P34	G10071.....	P72
*D12104.....	P116	G10004.....	P34	G10027.....	P38	G10071.....	P74
*D12200.....	P116	G10004.....	P34	G10027.....	P40	G10071.....	P76
*D12202.....	P116	G10004.....	P34	G10027.....	P42	G10085.....	P10
*D12203.....	P116	G10004.....	P62	G10027.....	P43	G10101.....	P82
*D12208.....	P116	G10004.....	P68	G10027.....	P68	G10101.....	P116
*D12209.....	P116	G10004.....	P69	G10027.....	P86	G10101.....	P117
*D12233.....	P114	G10004.....	P72	G10027.....	P88	G10106.....	P80
*D12235.....	P113	G10004.....	P80	G10027.....	P90	G10107.....	P10
*D12235.....	P114	G10004.....	P82	G10027.....	P92	G10107.....	P16
*D12236.....	P113	G10004.....	P124	G10029.....	P102	G10107.....	P29
*D12236.....	P114	G10005.....	P18	G10036.....	P10	G10107.....	P52
*D12239.....	P113	G10005.....	P26	G10037.....	P11	G10107.....	P54
*D12240.....	P117	G10005.....	P29	G10037.....	P31	G10107.....	P58
*D12246.....	P117	G10005.....	P68	G10037.....	P34	G10107.....	P60
*D12247.....	P117	G10005.....	P73	G10037.....	P72	G10107.....	P64
*D12253.....	P116	G10005.....	P101	G10037.....	P88	G10107.....	P66
*D12255.....	P117	G10006.....	P26	G10038.....	P24	G10107.....	P88
*D12256.....	P114	G10007.....	P16	G10038.....	P26	G10108.....	P11
*D12277.....	P113	G10008.....	P52	G10039.....	P27	G10108.....	P16
*D19250.....	P113	G10008.....	P54	G10039.....	P68	G10108.....	P18
*D19251.....	P113	G10008.....	P58	G10039.....	P72	G10108.....	P22
*D29666.....	P117	G10008.....	P60	G10041.....	P73	G10108.....	P52
*D29692.....	P114	G10008.....	P64	G10041.....	P82	G10108.....	P54
*GA25119.....	P23	G10008.....	P66	G10043.....	P20	G10108.....	P58
*GD22535.....	P107	G10011.....	P10	G10043.....	P46	G10108.....	P60
816-00054.....	P134	G10014.....	P74	G10043.....	P48	G10108.....	P62
A16132.....	P116	G10014.....	P76	G10043.....	P82	G10108.....	P64
A17219.....	P113	G10016.....	P23	G10043.....	P105	G10108.....	P66
A20215.....	P31	G10016.....	P30	G10043.....	P112	G10108.....	P68
A20217.....	P31	G10016.....	P72	G10047.....	P16	G10108.....	P72
A20219.....	P31	G10017.....	P24	G10047.....	P26	G10108.....	P80
A8775.....	P113	G10017.....	P26	G10047.....	P79	G10108.....	P113
A8775.....	P114	G10017.....	P32	G10054.....	P22	G10108.....	P114
A9610.....	P117	G10017.....	P33	G10054.....	P22	G10108.....	P125
D13169.....	P118	G10017.....	P38	G10054.....	P106	G10109.....	P26

Part No.	Page	Part No.	Page	Part No.	Page	Part No.	Page
G10109	P35	G10112	P90	G10336	P29	G10599	P34
G10109	P73	G10112	P92	G10336	P88	G10602	P11
G10109	P82	G10112	P107	G10373	P107	G10602	P18
G10109901	P135	G10112001	P135	G10396	P43	G10610	P20
G10110	P10	G10112001	P136	G10396	P74	G10610	P79
G10110	P18	G10112101	P135	G10396	P86	G10620	P46
G10110	P50	G10112101	P136	G10396	P90	G10620	P48
G10110	P62	G10113301	P124	G10396	P92	G10620	P112
G10110	P125	G10118	P18	G10400	P86	G10620	P140
G10110	P131	G10119	P43	G10400	P88	G10621	P18
G10110001	P135	G10119	P74	G10400	P88	G10625	P86
G10110101	P135	G10156	P88	G10400	P107	G10625	P105
G10110201	P135	G10157	P16	G10404	P88	G10625	P106
G10110301	P135	G10159	P26	G10430	P82	G10625	P107
G10110401	P135	G10163	P32	G10441	P15	G10636	P27
G10110501	P136	G10163	P34	G10441	P15	G10636	P46
G10111	P8	G10163	P128	G10441	P15	G10636	P48
G10111	P10	G10172	P18	G10450	P26	G10636	P62
G10111	P23	G10210	P16	G10453	P10	G10636	P74
G10111	P24	G10216	P30	G10459	P12	G10636	P76
G10111	P26	G10224	P12	G10460	P26	G10638	P10
G10111	P27	G10228	P24	G10465	P32	G10640	P8
G10111	P30	G10228	P26	G10465	P32	G10640	P26
G10111	P32	G10228	P32	G10465	P34	G10641	P88
G10111	P33	G10228	P34	G10465	P34	G10641	P88
G10111	P38	G10229	P46	G10471	P107	G10641	P96
G10111	P40	G10229	P48	G10471	P131	G10641	P96
G10111	P42	G10229	P82	G10522	P46	G10641	P96
G10111	P46	G10230	P88	G10522	P48	G10641	P102
G10111	P48	G10230	P101	G10522	P131	G10641	P103
G10111	P50	G10231	P29	G10535	P102	G10643	P8
G10111	P56	G10231	P88	G10535	P103	G10647	P15
G10111	P62	G10232	P10	G10539	P101	G10647	P130
G10111	P68	G10232	P20	G10543	P88	G10647	P132
G10111	P68	G10232	P82	G10581	P8	G10648	P86
G10111	P72	G10233	P10	G10581	P10	G10648	P92
G10111	P79	G10233	P11	G10599	P10	G10648	P130
G10111	P130	G10233	P28	G10599	P18	G10648	P132
G10111	P132	G10234	P29	G10599	P28	G10657	P50
G10112	P10	G10234	P88	G10599	P32	G10657	P56
G10112	P32	G10236	P88	G10599	P34	G10671	P16
G10112	P34	G10236	P102	G10599	P38	G10686	P11
G10112	P38	G10236	P103	G10599	P38	G10723	P12
G10112	P40	G10239	P88	G10599	P38	G10726	P107
G10112	P42	G10303	P79	G10599	P40	G10730	P10
G10112	P43	G10305	P79	G10599	P40	G10743	P10
G10112	P68	G10322	P26	G10599	P40	G10770	P118
G10112	P86	G10324	P101	G10599	P42	G10808	P90
G10112	P87	G10330	P15	G10599	P68	G10809	P52
G10112	P88	G10330	P15	G10599	P73	G10809	P54
G10112	P88	G10330	P15	G10599	P80	G10809	P58
G10112	P88	G10330	P88	G10599	P125	G10809	P60

Part No.	Page	Part No.	Page	Part No.	Page	Part No.	Page
G10809	P64	G11091	P69	G11387	P69	G11398	P107
G10809	P66	G11091	P72	G11387	P72	G11406	P80
G10840	P20	G11091	P73	G11387	P80	G11409	P50
G10895	P86	G11091	P79	G11387	P82	G11409	P56
G10901	P79	G11091	P82	G11389	P18	G11409	P62
G10901	P82	G11091	P120	G11389	P23	G11413	P23
G10902	P82	G11091	P121	G11389	P24	G11413	P32
G10909	P18	G11091	P124	G11389	P26	G11413	P34
G10932	P116	G11093	P88	G11389	P27	G11415	P18
G10939	P113	G11093	P88	G11389	P32	G11415	P56
G10939	P114	G11094	P8	G11389	P34	G11415	P62
G10939	P116	G11094	P10	G11389	P50	G11415	P68
G10939	P117	G11094	P22	G11389	P50	G11415	P68
G10955	P88	G11096	P15	G11389	P56	G11415	P72
G10958	P116	G11124	P8	G11389	P56	G11415	P73
G10960	P20	G11124	P10	G11389	P68	G11415	P74
G10967	P113	G11124	P23	G11389	P68	G11480	P8
G10974	P24	G11124	P46	G11389	P72	G11480	P92
G10974	P26	G11124	P48	G11389	P74	G11483	P82
G10991	P82	G11124	P50	G11389	P80	G11484	P82
G11012	P18	G11124	P56	G11389	P88	G11490	P23
G11028	P8	G11124	P62	G11391	P10	G11509	P52
G11030	P20	G11162	P22	G11391	P11	G11509	P58
G11031	P20	G11174	P27	G11391	P16	G11509	P64
G11032	P20	G11182	P79	G11391	P23	G11509	P66
G11039	P101	G11182	P82	G11391	P26	G11510	P52
G11041	P88	G11187	P15	G11391	P52	G11510	P58
G11042	P69	G11192	P35	G11391	P54	G11510	P64
G11051	P32	G11196	P105	G11391	P58	G11510	P66
G11051	P34	G11200	P132	G11391	P60	G11511	P26
G11051	P34	G11223	P18	G11391	P64	G11511	P74
G11058	P16	G11229	P80	G11391	P66	G11512	P26
G11084	P18	G11229	P130	G11391	P68	G11513	P26
G11091	P8	G11229	P131	G11391	P87	G11530	P26
G11091	P10	G11271	P8	G11392	P32	G11531	P26
G11091	P18	G11271	P23	G11392	P34	G11558	P22
G11091	P22	G11271	P92	G11392	P38	G11559	P29
G11091	P26	G11272	P26	G11392	P40	G11605	P82
G11091	P28	G11299	P79	G11392	P40	G11644	P82
G11091	P32	G11314	P69	G11392	P42	G11721	P79
G11091	P33	G11334	P26	G11392	P43	G11723	P79
G11091	P34	G11385	P131	G11392	P68	G11724	P79
G11091	P34	G11386	P22	G11392	P86	G11725	P8
G11091	P34	G11386	P22	G11392	P87	G11725	P10
G11091	P34	G11386	P35	G11392	P88	G11737	P10
G11091	P34	G11386	P82	G11392	P90	G11802	P74
G11091	P38	G11387	P18	G11392	P92	G11874	P16
G11091	P38	G11387	P22	G11393	P88	G12039	P94
G11091	P40	G11387	P32	G11394	P52	G12040	P96
G11091	P40	G11387	P54	G11394	P58	G12040	P97
G11091	P42	G11387	P60	G11394	P64	G12202-16	P99
G11091	P68	G11387	P66	G11394	P66	G12202-16	P100

Part No.	Page	Part No.	Page	Part No.	Page	Part No.	Page
G12203	P97	G6801-LL-06-08	P121	G7100-559	P143	GA15471	P125
G12204	P97	G6801-LL-06-08	P122	G7100-574	P135	GA15472	P29
G12205-50	P96	G7100-110	P145	G7100-575	P135	GA15472	P124
G12205-50	P97	G7100-116	P145	G7100-576	P135	GA15548	P109
G12206-60	P96	G7100-130	P145	G7100-590	P135	GA15549	P109
G12207-30	P94	G7100-277	P145	G7100-635	P145	GA15585	P103
G12207-30	P96	G7100-281	P143	G7100-93	P135	GA15587	P103
G12208-40	P94	G7100-282	P140	G8367X	P130	GA15589	P102
G12209-50	P96	G7100-289	P139	G8367X	P132	GA15590	P102
G12210-60	P94	G7100-290	P139	G9770X	P130	GA15591	P101
G12211-70	P94	G7100-314	P145	G9770X	P132	GA15594	P101
G12221	P98	G7100-314	P146	G9940X	P16	GA15624	P76
G1K617	P80	G7100-346	P145	GA0237	P12	GA15638	P76
G2406-08-06	P46	G7100-36	P140	GA0238	P12	GA15643	P88
G2406-08-06	P48	G7100-382	P137	GA0239	P12	GA15643	P107
G2406-08-06	P112	G7100-387	P141	GA0449	P29	GA15838	P92
G2701-08	P46	G7100-393	P137	GA0530	P107	GA15899	P4
G2701-08	P48	G7100-408	P136	GA0531	P105	GA15899	P22
G2701-08	P112	G7100-409	P136	GA0531	P107	GA15961	P18
G2800-01	P12	G7100-417	P136	GA0532	P105	GA15977	P27
G306-08	P46	G7100-418	P136	GA0532	P107	GA15979	P29
G306-08	P48	G7100-419	P136	GA0779	P102	GA15984	P31
G306-08	P112	G7100-430	P136	GA0779	P103	GA15984	P33
G3324-01	P16	G7100-432	P136	GA10011	P134	GA15990	P12
G3400-01	P10	G7100-433	P136	GA10012	P134	GA15991	P12
G6400-06	P116	G7100-436	P146	GA10013	P134	GA15991	P31
G6400-06-08	P120	G7100-437	P146	GA10175	P10	GA15991	P33
G6400-06-08	P121	G7100-445	P139	GA11200	P130	GA15994	P25
G6400-06-08	P122	G7100-446	P137	GA11365	P120	GA16001	P28
G6400-08	P119	G7100-447	P137	GA11365	P122	GA16002	P30
G6408-06	P116	G7100-448	P143	GA11388	P107	GA16008	P6
G6408-08	P113	G7100-449	P138	GA11509	P105	GA16008	P6
G6408-08	P114	G7100-449	P139	GA12403	P130	GA16008	P23
G6408-08	P117	G7100-451	P142	GA12403	P132	GA16012	P76
G6408-08	P120	G7100-452	P138	GA13344	P79	GA16015	P76
G6500-06	P112	G7100-452	P139	GA13345	P79	GA16016	P76
G6500-08	P46	G7100-453	P138	GA13443	P79	GA16018	P73
G6500-08	P48	G7100-453	P139	GA13651	P118	GA16021	P38
G6500-08	P112	G7100-454	P137	GA13965	P116	GA16021	P40
G6500-08	P119	G7100-455	P139	GA14328	P102	GA16021	P42
G6602-06	P112	G7100-463	P139	GA14475	P88	GA16022	P38
G6801-06	P112	G7100-465	P136	GA14568	P22	GA16022	P40
G6801-06-08	P118	G7100-466	P135	GA14773	P69	GA16022	P42
G6801-06-08	P120	G7100-466	P136	GA14784	P101	GA16023	P25
G6801-06-08	P121	G7100-484	P135	GA14785	P101	GA16024	P26
G6801-06-08	P122	G7100-528	P137	GA14799	P121	GA16025	P24
G6801-06-08	P28	G7100-532	P135	GA14842	P132	GA16025	P26
G6801-08	P62	G7100-557	P142	GA14992	P20	GA16026	P73
G6801-08	P112	G7100-557	P143	GA15291	P128	GA16029	P38
G6801-08	P119	G7100-558	P141	GA15422	P18	GA16029	P40
G6801-L-08	P119	G7100-558	P142	GA15469	P125	GA16029	P42
G6801-LL-06-08	P120	G7100-559	P142	GA15470	P125	GA16030	P38

Part No.	Page	Part No.	Page	Part No.	Page	Part No.	Page
GA16030	P40	GA16274	P32	GA16625	P58	GA16911	P52
GA16030	P42	GA16275	P32	GA16625	P64	GA16911	P58
GA16033	P40	GA16278	P68	GA16647	P74	GA16911	P64
GA16034	P40	GA16296	P86	GA16647	P74	GA16912	P52
GA16053	P32	GA16296	P90	GA16652	P60	GA16912	P58
GA16053	P34	GA16296	P92	GA16652	P66	GA16912	P64
GA16054	P32	GA16318	P52	GA16653	P60	GA16931	P124
GA16054	P34	GA16318	P54	GA16653	P66	GA16938	P64
GA16056	P31	GA16318	P58	GA16669	P22	GA16939	P66
GA16056	P34	GA16318	P60	GA16670	P52	GA16976	P34
GA16080	P26	GA16318	P64	GA16671	P54	GA16978	P34
GA16133	P116	GA16318	P66	GA16675	P121	GA16995	P88
GA16134	P25	GA16319	P52	GA16676	P120	GA16996	P76
GA16134	P116	GA16319	P54	GA16676	P122	GA17036	P66
GA16155	P76	GA16319	P58	GA16694	P73	GA17037	P66
GA16156	P76	GA16319	P60	GA16707	P40	GA17038	P64
GA16175	P74	GA16319	P64	GA16708	P40	GA17039	P64
GA16188	P50	GA16319	P66	GA16709	P68	GA17044	P18
GA16188	P56	GA16320	P52	GA16710	P68	GA17044	P20
GA16188	P62	GA16320	P58	GA16718	P74	GA17045	P88
GA16196	P31	GA16346	P128	GA16726	P31	GA17046	P18
GA16196	P33	GA16347	P128	GA16726	P34	GA17049	P15
GA16198	P31	GA16353	P124	GA16727	P68	GA17051	P20
GA16203	P18	GA16354	P124	GA16727	P69	GA17052	P20
GA16215	P22	GA16356	P79	GA16731	P54	GA17053	P20
GA16223	P10	GA16357	P79	GA16732	P54	GA17061	P68
GA16225	P8	GA16358	P76	GA16741	P38	GA17062	P68
GA16226	P10	GA16403	P32	GA16742	P38	GA17072	P68
GA16227	P10	GA16403	P34	GA16765	P60	GA17076	P64
GA16228	P11	GA16405	P32	GA16766	P60	GA17081	P58
GA16229	P11	GA16405	P34	GA16767	P58	GA17091	P88
GA16230	P8	GA16447	P80	GA16768	P60	GA17092	P10
GA16231	P8	GA16448	P80	GA16770	P60	GA17147	P102
GA16233	P10	GA16450	P80	GA16771	P60	GA17147	P103
GA16234	P8	GA16453	P80	GA16772	P54	GA17154	P33
GA16235	P8	GA16454	P80	GA16772	P60	GA17166	P52
GA16238	P8	GA16455	P80	GA16772	P66	GA17167	P52
GA16239	P18	GA16460	P82	GA16773	P54	GA17169	P52
GA16240	P18	GA16497	P42	GA16773	P60	GA17169	P64
GA16241	P18	GA16498	P42	GA16773	P66	GA17170	P52
GA16242	P18	GA16614	P50	GA16774	P58	GA17170	P64
GA16243	P10	GA16614	P56	GA16775	P58	GA17220	P52
GA16244	P128	GA16614	P62	GA16778	P83	GA17220	P113
GA16246	P68	GA16615	P50	GA16780	P83	GA17234	P58
GA16247	P22	GA16615	P56	GA16782	P18	GA17235	P58
GA16248	P18	GA16615	P62	GA16813	P74	GA17237	P58
GA16252	P18	GA16616	P50	GA16814	P42	GA17237	P64
GA16263	P5	GA16616	P56	GA16815	P42	GA17237	P66
GA16263	P22	GA16616	P62	GA16825	P26	GA17237	P113
GA16265	P18	GA16624	P58	GA16839	P128	GA17242	P52
GA16266	P38	GA16624	P64	GA16855	P54	GA17242	P58
GA16267	P38	GA16625	P52	GA16861	P54	GA17242	P64

Part No.	Page	Part No.	Page	Part No.	Page	Part No.	Page
GA17242	P66	GA19750	P72	GA22935	P8	GA6497	P26
GA17246	P52	GA19882	P130	GA22936	P8	GA6772	P130
GA17270	P52	GA19882	P132	GA22936	P10	GA6772	P132
GA17293	P88	GA20045	P124	GA23098	P8	GA7561	P15
GA17294	P88	GA20089	P52	GA24128	P108	GA7818	P131
GA17305	P87	GA20090	P54	GA24129	P108	GA8130	P116
GA17306	P88	GA20091	P58	GA24130	P108	GA8130	P117
GA17394	P88	GA20092	P60	GA24359	P90	GA8882	P116
GA17395	P88	GA20093	P64	GA24553	P76	GA8882	P119
GA17396	P88	GA20094	P66	GA24554	P76	GA9256	P26
GA17645	P18	GA20206	P86	GA24555	P76	GA9257	P25
GA17973	P31	GA20207	P86	GA24606	P130	GA9316	P12
GA17973	P33	GA20209	P92	GA24908	P76	GA9357	P10
GA18028	P24	GA20211	P86	GA24936	P96	GA9561	P118
GA18028	P26	GA20211	P90	GA24938	P94	GA9616	P10
GA18074	P31	GA20211	P92	GA24939	P96	GA9616	P118
GA18134	P125	GA20220	P86	GA24939	P100	GA9665	P20
GA18154	P80	GA20220	P90	GA24940	P96	GA9705	P50
GA18155	P80	GA20220	P92	GA24940	P98	GA9705	P56
GA18392	P27	GA20224	P43	GA24941	P98	GA9705	P62
GA18487	P27	GA20224	P43	GA24942	P96	GA9705	P112
GA18511	P8	GA20224	P74	GA24942	P99	GA9975	P108
GA18512	P10	GA20225	P43	GA24943	P99	GA9975	P108
GA18513	P22	GA20225	P74	GA24943	P100	GB0218	P10
GA18517	P27	GA20230	P43	GA24944	P97	GB0218	P52
GA18554	P54	GA20230	P74	GA25054	P99	GB0218	P54
GA18554	P60	GA20249	P130	GA25054	P100	GB0218	P58
GA18554	P66	GA20462	P124	GA25085	P29	GB0218	P60
GA18725	P128	GA20808	P26	GA25087	P25	GB0218	P64
GA18755	P68	GA20808	P117	GA25096	P26	GB0218	P66
GA18757	P68	GA21006	P43	GA25120	P31	GB0338	P10
GA18777	P130	GA21006	P74	GA25120	P34	GB0378	P10
GA18777	P131	GA21166	P28	GA25120	P35	GB0382	P105
GA18833	P82	GA21166	P114	GA25121	P35	GB0409	P26
GA18835	P82	GA21313	P79	GA25269	P82	GB0499	P15
GA18836	P82	GA21314	P79	GA25270	P82	GB0654	P52
GA18840	P82	GA21315	P22	GA25295	P76	GB0654	P54
GA18841	P131	GA21414	P27	GA25298	P76	GB0654	P58
GA18842	P88	GA21452	P108	GA25299	P76	GB0654	P60
GA18843	P88	GA21453	P108	GA25301	P76	GB0654	P64
GA18949	P124	GA21454	P108	GA25302	P76	GB0654	P66
GA19119	P22	GA21661	P74	GA25549	P73	GB0672	P52
GA19446	P15	GA21662	P43	GA25969	P109	GB0672	P54
GA19740	P72	GA21663	P43	GA26166	P114	GB0672	P58
GA19741	P72	GA21664	P43	GA4214	P15	GB0672	P60
GA19741	P72	GA21665	P43	GA4293	P120	GB0672	P64
GA19742	P69	GA21666	P74	GA4293	P121	GB0672	P66
GA19744	P72	GA21667	P74	GA4293	P122	GD10057-01	P112
GA19744	P72	GA21668	P43	GA4683	P130	GD10057-02	P112
GA19746	P72	GA21669	P43	GA4683	P132	GD10532	P26
GA19747	P69	GA22224	P80	GA5487	P103	GD10705	P18
GA19749	P72	GA22299	P26	GA6128	P109	GD10739	P131

Part No.	Page	Part No.	Page	Part No.	Page	Part No.	Page
GD10759	P131	GD16709	P105	GD23483	P34	GD24011	P60
GD1109	P88	GD16710	P105	GD23510	P8	GD24011	P66
GD11950	P114	GD16712	P86	GD23511	P10	GD24014	P54
GD11984	P116	GD17161	P28	GD23512	P8	GD24014	P60
GD12101	P114	GD17161	P32	GD23513	P10	GD24014	P66
GD12239	P116	GD18828	P26	GD23515	P79	GD24033	P10
GD12510	P114	GD18974	P80	GD23537	P4	GD24041	P82
GD12572	P117	GD18975	P80	GD23537	P5	GD24063	P68
GD13088	P10	GD18976	P80	GD23580	P10	GD24063	P72
GD13172	P118	GD18978	P80	GD23672	P52	GD24094	P82
GD13173	P118	GD18980	P80	GD23672	P54	GD24104	P120
GD13348	P73	GD18982	P80	GD23672	P58	GD24104	P121
GD13348	P125	GD18986	P80	GD23672	P60	GD24105	P122
GD13400	P118	GD18987	P80	GD23672	P64	GD24118	P52
GD13499	P119	GD18990	P80	GD23672	P66	GD24118	P58
GD13541	P118	GD18990	P82	GD23679	P52	GD24118	P64
GD1359	P107	GD18991	P80	GD23679	P54	GD24127	P18
GD13598	P20	GD18992	P80	GD23679	P58	GD24234	P48
GD1360	P107	GD19067	P80	GD23679	P60	GD24234	P56
GD13600	P20	GD19068	P80	GD23679	P64	GD24234	P62
GD13601	P20	GD19068	P82	GD23679	P66	GD24242	P72
GD13602	P20	GD19169	P79	GD23841	P80	GD24245	P72
GD13603	P20	GD19171	P80	GD23842	P80	GD24246	P69
GD13604	P20	GD19662	P113	GD23847	P80	GD24252	P83
GD13605	P20	GD20399	P102	GD23848	P79	GD24253	P83
GD13606	P20	GD20443	P102	GD23849	P79	GD24254	P83
GD13608	P20	GD20444	P102	GD23850	P79	GD24294	P112
GD13609	P20	GD20596	P80	GD23851	P79	GD24295	P120
GD13610	P20	GD2117	P145	GD23852	P79	GD24295	P121
GD13626	P88	GD21206	P10	GD23855	P82	GD24296	P124
GD13635	P20	GD2169	P102	GD23856	P82	GD24413	P26
GD13677	P8	GD22536	P105	GD23866	P10	GD24413	P73
GD13698	P20	GD22585	P25	GD23872	P10	GD24494	P32
GD13736	P26	GD22750	P32	GD23877	P8	GD24494	P34
GD13755	P18	GD22750	P34	GD23890	P23	GD24515	P22
GD13763	P11	GD22758	P106	GD23893	P31	GD24516	P22
GD13778	P29	GD22832	P128	GD23893	P33	GD24615	P4
GD13804	P32	GD22834	P128	GD23894	P18	GD24758	P101
GD13804	P34	GD22858	P128	GD23896	P74	GD24759	P101
GD13805	P32	GD22880	P92	GD23897	P74	GD24761	P10
GD13805	P34	GD23138	P28	GD23979	P52	GD24834	P140
GD14416	P134	GD23139	P28	GD23979	P54	GD24835	P32
GD14436	P88	GD23140	P30	GD23979	P58	GD24835	P34
GD14437	P88	GD23141	P30	GD23979	P60	GD24836	P32
GD14610	P10	GD23211	P26	GD23979	P64	GD24836	P34
GD14671	P56	GD23295	P76	GD23979	P66	GD24851	P10
GD14671	P62	GD23296	P76	GD23982	P125	GD24852	P10
GD14671	P72	GD23297	P76	GD23996	P88	GD24853	P88
GD1512	P145	GD23343	P31	GD24006	P46	GD24927	P38
GD16200	P116	GD23343	P33	GD24006	P48	GD24927	P40
GD16202	P116	GD23404	P116	GD24006	P112	GD24928	P38
GD16565	P105	GD23483	P31	GD24011	P54	GD24928	P40

Part No.	Page	Part No.	Page	Part No.	Page	Part No.	Page
GD24951	P73	GD26412	P48	GD27233	P114	GD30616	P108
GD24952	P102	GD26413	P48	GD27236	P117	GD31503	P26
GD24952	P103	GD26414	P48	GD28192	P72	GD31526	P80
GD24970	P38	GD26425	P46	GD28198	P69	GD33123	P134
GD24970	P40	GD26425	P48	GD28357	P128	GD34128	P8
GD24971	P38	GD26426	P46	GD28358	P128	GD3457-09	P29
GD24971	P40	GD26426	P48	GD28359	P128	GD34835	P98
GD24972	P130	GD26428	P32	GD28360	P128	GD34836	P94
GD24972	P131	GD26428	P34	GD28361	P128	GD34837	P98
GD24975	P72	GD26430	P32	GD28513	P134	GD34837	P99
GD24976	P72	GD26430	P34	GD28679	P102	GD34837	P100
GD24996	P46	GD26432	P32	GD28679	P103	GD34838	P94
GD24996	P48	GD26432	P34	GD29032	P86	GD34839	P94
GD25033	P27	GD26441-01	P32	GD29032	P90	GD34840	P94
GD25034	P27	GD26441-01	P33	GD29032	P92	GD34842	P99
GD25065	P113	GD26442-01	P32	GD29033	P26	GD34842	P100
GD25077-01	P79	GD26442-01	P34	GD29033	P124	GD34843	P96
GD25138	P113	GD26442-02	P32	GD29052	P86	GD34844	P100
GD25149	P88	GD26442-02	P34	GD29052	P90	GD34845	P99
GD25203	P92	GD26442-03	P32	GD29052	P92	GD34846	P96
GD25306	P8	GD26442-03	P34	GD29053	P86	GD34847	P96
GD25306	P11	GD26447	P134	GD29053	P90	GD34849	P96
GD25306	P52	GD26448	P134	GD29053	P92	GD34850	P96
GD25306	P54	GD26449	P134	GD29289	P86	GD34851	P96
GD25306	P58	GD26450	P134	GD29289	P92	GD34852	P99
GD25306	P60	GD26451	P134	GD29292	P86	GD34852	P100
GD25306	P64	GD26452	P48	GD29292	P90	GD34853	P96
GD25306	P66	GD26453	P46	GD29292	P92	GD34854	P96
GD25419	P27	GD26453	P48	GD29309	P86	GD34855	P96
GD2558	P18	GD26682	P76	GD29309	P92	GD34856	P94
GD2558	P18	GD26695	P48	GD29309	P130	GD34857	P94
GD26023	P35	GD26699	P48	GD29310	P86	GD34858	P94
GD26196	P26	GD26751	P10	GD29310	P92	GD34859	P94
GD26383	P28	GD26752	P22	GD29310	P130	GD34861	P96
GD26384	P28	GD26753	P8	GD29312	P27	GD34862	P96
GD26394	P48	GD26892	P27	GD29478	P80	GD34863	P96
GD26396	P48	GD26963	P72	GD29479	P80	GD34864	P94
GD26397	P46	GD27036	P82	GD29559	P38	GD34865	P94
GD26397	P48	GD27037	P82	GD29559	P40	GD34866	P99
GD26398	P46	GD27038	P82	GD29559	P42	GD34866	P100
GD26398	P48	GD27039	P82	GD29560	P38	GD34867	P96
GD26400	P46	GD27041	P82	GD29560	P40	GD34868	P96
GD26400	P48	GD27042	P82	GD29560	P42	GD34869	P94
GD26401	P48	GD27043	P82	GD29638	P18	GD34870	P96
GD26402	P46	GD27044	P82	GD29667	P117	GD34871	P98
GD26403	P46	GD27054	P131	GD29668	P117	GD34872	P96
GD26404	P46	GD27055	P131	GD29689	P114	GD34873	P94
GD26405	P46	GD27081	P79	GD2971-13	P11	GD34874	P96
GD26408	P48	GD27082	P79	GD29792	P27	GD34877	P144
GD26409	P48	GD27095	P82	GD29793	P29	GD34878	P96
GD26410	P48	GD27100	P82	GD30439	P114	GD34879	P94
GD26411	P48	GD27232	P118	GD30616	P108	GD34880	P96

Part No.	Page	Part No.	Page	Part No.	Page	Part No.	Page
GD34882	P96	GD9592	P88	GR1211	P5	GR1792	P2
GD34883	P98	GD9900	P101	GR1212	P2	GR1793	P2
GD34884	P94	GM0277-01	P146	GR1212	P4	GR1794	P2
GD34885	P94	GM0277-02	P146	GR1215	P2	GR1870	P146
GD34886	P94	GPR1094	P146	GR1215	P5	GR1871	P146
GD34887	P94	GR0189	P12	GR1217	P5	GR1872	P5
GD34888	P94	GR0191	P105	GR1220	P2	GR1930	P113
GD34889	P97	GR0191	P107	GR1220	P5	GR2027	P106
GD34890	P98	GR0192	P107	GR1221	P5	GR2029	P106
GD34890	P99	GR0193	P28	GR1222	P2	GR2030	P106
GD34890	P100	GR0193	P52	GR1246	P2	GR2031	P106
GD34891	P96	GR0193	P58	GR1401	P116	GR2032	P106
GD34891	P97	GR0193	P64	GR1401	P117	GR2033	P106
GD34892	P97	GR0193	P66	GR1430	P2	GR2034	P106
GD34943	P99	GR0270	P32	GR1431	P130	GR2035	P106
GD34943	P100	GR0270	P33	GR1431	P131	GR2036	P106
GD34944	P99	GR0323	P102	GR1431	P134	GR2037	P106
GD34944	P100	GR0323	P103	GR1491	P134	GR2038	P106
GD35090	P98	GR0367	P28	GR1492	P134	GR2039	P106
GD35090	P99	GR0375	P52	GR1517	P116	GR2045	P2
GD35090	P100	GR0375	P58	GR1517	P119	GR2045	P4
GD35091	P96	GR0375	P64	GR1598	P118	GR2045	P5
GD35092	P94	GR0375	P66	GR1600	P117	GR2049	P5
GD35128	P16	GR0761	P121	GR1640	P2	GR2050	P2
GD35129	P16	GR0962	P52	GR1642	P2	GR2050	P5
GD35201	P16	GR0962	P58	GR1644	P2	GR2059	P82
GD35310	P97	GR0962	P64	GR1645	P2	GR2060	P80
GD35334	P76	GR0962	P66	GR1648	P2	GR2061	P4
GD35335	P76	GR1037	P112	GR1649	P2	GR2062	P4
GD35336	P76	GR1037	P113	GR1661	P2	GR2063	P5
GD35337	P76	GR1037	P117	GR1669	P2	GR2064	P5
GD35442	P109	GR1037	P118	GR1670	P2	GR2069	P107
GD36717	P98	GR1037	P119	GR1672	P2	GR2080	P122
GD36718	P98	GR1037	P119	GR1681	P105	GR2095	P6
GD36719	P98	GR1037	P122	GR1681	P106	GR2096	P6
GD36764	P72	GR1037	P114	GR1693	P2	GR2097	P6
GD36973	P134	GR1037	P120	GR1694	P2	GR2099	P6
GD4086	P112	GR1037	P120	GR1695	P2	GR2101	P6
GD4632	P113	GR1037	P120	GR1699	P2	GR2102	P6
GD5900-29	P10	GR1037	P121	GR1700	P2	GR2127MPP	P146
GD5949	P113	GR1037	P121	GR1701	P2	GR2229	P114
GD6136	P26	GR1037	P122	GR1704	P2	GR2269	P2
GD6291	P131	GR1045	P112	GR1740	P116	GR2270	P2
GD6433	P29	GR1045	P116	GR1750	P120	GR2271	P2
GD7452	P102	GR1045	P116	GR1750	P122	GR2272	P2
GD7452	P103	GR1067	P134	GR1756	P120	GR2276	P94
GD7460	P102	GR1068	P134	GR1756	P122	GR2277	P94
GD7460	P103	GR1069	P134	GR1762	P130	GR2278	P98
GD7497	P103	GR1170	P134	GR1762	P132	GR2278	P98
GD7889	P11	GR1171	P134	GR1788	P2		
GD8893-07	P16	GR1211	P2	GR1789	P2		
GD9592	P29	GR1211	P4	GR1791	P2		

This page left blank intentionally.