

MODEL 4805 FRONT FOLDING PLANTER PARTS MANUAL

M0314-02

Rev. 11/21

This manual applies to: Model: 4805 70 CM Front Folding Planter
2021 Production and on

Record the model number and serial number of your planter along with date purchased:

Serial Number _____

Date Purchased _____

Information in this manual was current at time of printing. However, due to Kinze's ongoing product improvement, production changes may cause your machine to appear slightly different in detail. Kinze Manufacturing, Inc. reserves the right to change specifications or design without notice and without incurring obligation to install the same on machines previously manufactured.

Right hand (R.H.) and left hand (L.H.), as used throughout this manual, are determined by facing in the direction the machine will travel when in use, unless otherwise stated.

ROW UNIT

Pull Row Unit Assembly P1
 Shank Assembly, Seed Tube, and Depth Adjustment P3
 Parallel Arms, Mounting Support Plate, and
 Quick Adjustable Down Forces Springs Option P5
 Parallel Arms, Mounting Support Plate, and
 Quick Adjustable Down Forces Springs Option P5
 Hopper Support and Position Switch P7
 AgLeader Clutch P9
 Pneumatic Down Pressure Row Unit Assembly P11
 15" Seed Opener Disc Blade/Bearing Assembly,
 and Scrapers P12
 Blue Drive Row Unit P13
 4K Row Unit W/ True Depth P15
 Gauge Wheels P17
 Vacuum Seed Meter P19
 Seed Hopper P21
 Bulk Fill Mini-Hopper P22
 "V" Closing Wheels P23
 Row Unit Mounted No Till Coulter P25
 Coulter Mounted Residue Wheels P27
 Row Unit Mounted Double Residue Wheels P29
 Granular Chemical Rear Banding Options P31
 Granular Chemical Hopper P33
 Blue Drive Insecticide Meter P35
 Granular Chemical Meter Drive Assembly
 (Ground Contact Drive) P37
 Ground Contact Drive Spare Parts P38
 Seed Meter Stepper Motor Pinion Press Kit P39
 True Speed Row Unit P41
 True Speed Seed Delivery System W/Driver P43
 True Speed Seed Delivery System Assembly P45
 True Speed Seed Meter P49
 True Speed Meter Housing P51
 True Speed Meter Cover P53
 True Speed Mini-Hopper P55

VACUUM SYSTEM

Vacuum Fan and Manifold P57
 Vacuum Fan Assembly P59
 Blue Drive Vacuum Gauges P62
 Hydraulic PTO Pump System P63
 PTO Pump Reservoir P65
 Piston PTO Pump P68

BULK FILL SYSTEM

110 Bu. Bulk Fill System P69
 50 Bu. Bulk Fill System P71
 Bulk Fill Fan Assembly P73
 55 Bu. Bulk Fill Tank and Entrainers P75
 55 Bu. Bulk Fill Tank Assembly P77
 25 Bu. Bulk Fill Tank and Entrainer P79
 25 Bu. Bulk Fill Tank Assembly P81
 Bulk Fill Distribution Hoses P83
 Entrainer Assembly P85
 Bulk Fill Scale Package P87
 110 Bu. Bulk Fill Catwalk P89
 50 Bu. Bulk Fill Catwalk P91
 Bulk Fill Hose Holders P93
 Bulk Fill Catwalk Extension W/Granular Chemical P95
 Pressure Gauge (Blue Drive Bulk Fill W/O Fertilizer) P96
 Bulk Fill with Fertilizer Tanks Pressure Gauge P97

BASE MACHINE

Base Machine P99
 H-Frame, Hitch, and Axle P100
 R.H. Wing P103
 L.H. Wing P105
 Hub and Spindle Assembly P107
 Hitch Assembly P109
 Drawbar Hitch P111
 Transport Axle W/Hubs P113
 Ground Contact Drive P115
 Row Unit Drive P119
 Contact Tire Assembly P120
 Contact Drive Tower P121
 Transmission Crossover Assembly P122
 Transmission Assembly P123
 Point Row Clutch P125
 Pneumatic Down Pressure Option P127
 Electric Compressor P129
 Air Tank Assembly P131
 Air Valve Assembly P133
 Row Marker Assembly P134
 Second Stage Marker P137
 Row Marker Spindle/Hub/Blade P139
 True Depth W/ Blue Drive P141

FERTILIZER

Air Distribution System	P157
Air Release Tube Assemblies	P149
Centrifugal Fertilizer Pump Assembly	P174
Dry Fertilizer 5000L Catwalk System.	P145
Dry Fertilizer Fan	P153
Dry Fertilizer Hoses	P158
Dry Fertilizer System (3000L/6000L Capacity)	P143
Dry Fertilizer Tank (3000-6000 Liters)	P151
Ground Contact Drive Add-On For Fertilizer	P183
Ground Drive Wheel (Liquid Fertilizer).	P177
Liquid Fertilizer Piston Pump Flow Divider	P181
Liquid Fertilizer Piston Pump (Uses 18 Tooth Sprocket)	P179
Liquid Fertilizer System W/ Centrifugal Pump (1000 Gal.)	P171
Liquid Fertilizer System W/ Centrifugal Pump (1000 Gal.) Hoses & Fittings	P175
Liquid Fertilizer System W/ Piston Pump (600 Gal.)	P165
Liquid Fertilizer System W/ Piston Pump (1000 Gal.)	P167
Liquid Fertilizer Tanks	P163
Notched Single Disc Fertilizer Opener.	P159
Notched Single Disc Fertilizer Openers Mounts and Hardware	P161
Oil Reservoir	P147
Quad Gauge	P148
Variable Hydraulic Transmission	P155
Contact Drive Tower.	P185
Contact Tire Assembly.	P186
Rear Trailer Hitch	P187

HYDRAULICS

Lift/Fold/Wing Downforce Hydraulic Schematic	P189
Vacuum and Bulk Dry Fertilizer System	P193
Row Marker Cylinder	P197
Hydraulic Down Force Cylinder	P198
Drawbar Hitch Cylinder	P199
Fold Cylinder	P201
Tongue Lock Cylinder	P202
Wing Cylinder	P203
Master Cylinder (Center)	P205
Wing Down Pressure Cylinder.	P207
Wing Latch Cylinder.	P208
Lift/Down Force Manifold Block	P209
Hydraulic Valve Block on Front Hitch	P211
Hydraulic Valve Block on Outer Wings.	P212

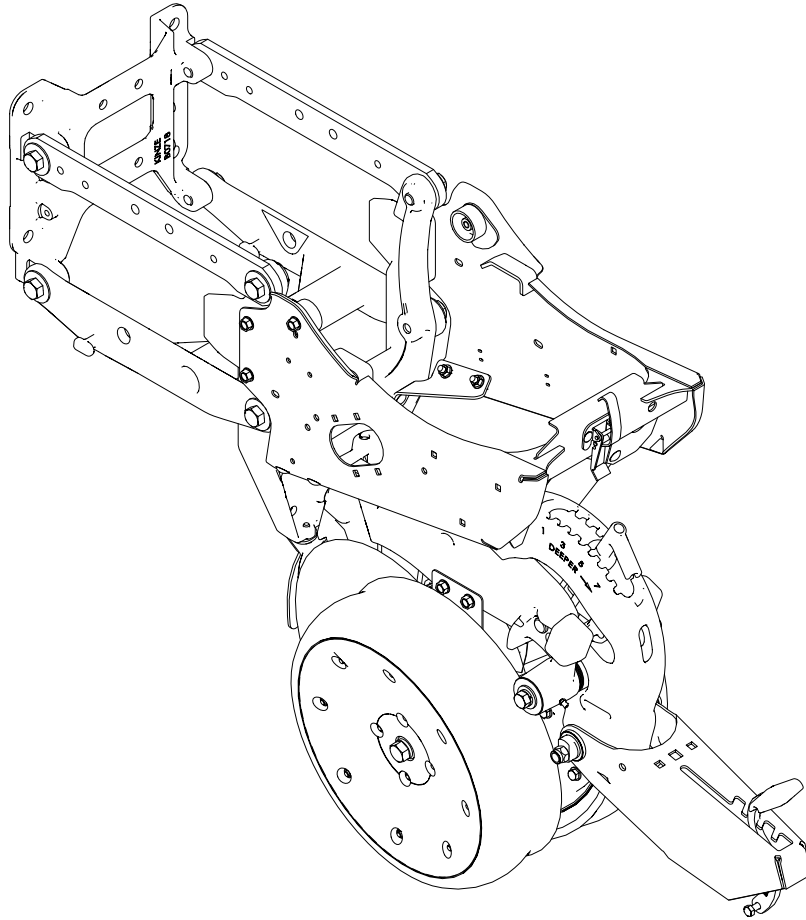
Fold/Marker Manifold Block	P213
Row Unit Control Block, Pull Row Units.	P214
Hydraulic Valve Block on Vacuum Motor (Blue Drive)	P215
Hydraulic Valve Block on Vacuum Motor (Ground Contact Drive)	P216
Manifold Hydraulic Block Assembly	P218
Fertilizer Block Assembly	P219
Hydraulic Down Force Center Junction Block	P220
Hydraulic Down Force Junction Block Assembly	P221
Down Force Manifold Block Assembly.	P222
True Depth Main Block Assembly	P223
Vacuum Fan Hydraulic Block Assembly.	P225
Master Cylinder Manifold Block	P227
PTO Reservoir Hydraulic Block	P228
PTO Reservoir Main Hydraulic Block.	P229
Blue Drive Bus Box Assembly	P231
Hydraulic Hose to Tractor, Dry Fertilizer	P232

ELECTRICAL

Base Machine Electrical Schematic.	P233
Ethernet Interconnect Electrical Schematic.	P235
Power Pack	P237
Control Box	P240
Ag Leader Display Package.	P241
Ag Leader PMM.	P243
Power Pack Mounting	P246
Lighting, R.H.	P247
Auxiliary Work Lights	P249
No Fertilizer Worklight Mounts	P250
Blue Vantage Display	P251
Misc. Blue Drive Parts	P253
AUX IPN Mount Assembly	P255
Blue Vantage Cameras	P256

DECALS, PAINT, AND MISCELLANEOUS P257**NUMERICAL INDEX. P267**


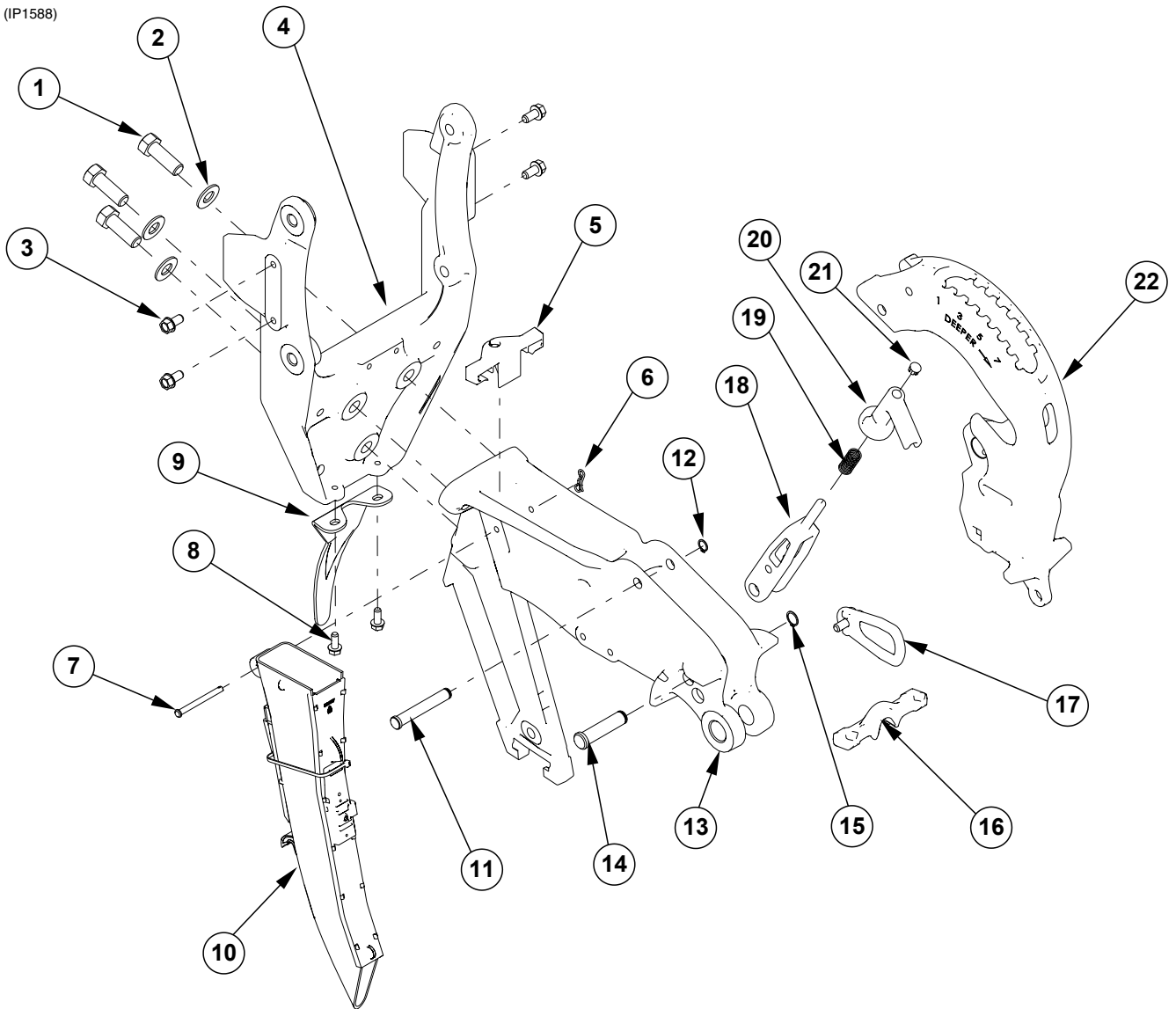
NOTE: Row unit assembly does not include the following: seed meter assembly, seed tube assembly, row unit hopper assembly, closing wheels, or seed meter clutch.



ITEM	PART NO.	QTY. (Per Row)	DESCRIPTION
1	G10506X	1	Pull Row Unit Assembly (Standard Gauge Wheel)
2	G10986X	1	Pull Row Unit Assembly (Spoked Gauge Wheel)
3	G10988X	1	Pull Row Unit Assembly (Spoked Gauge Wheel), True Speed

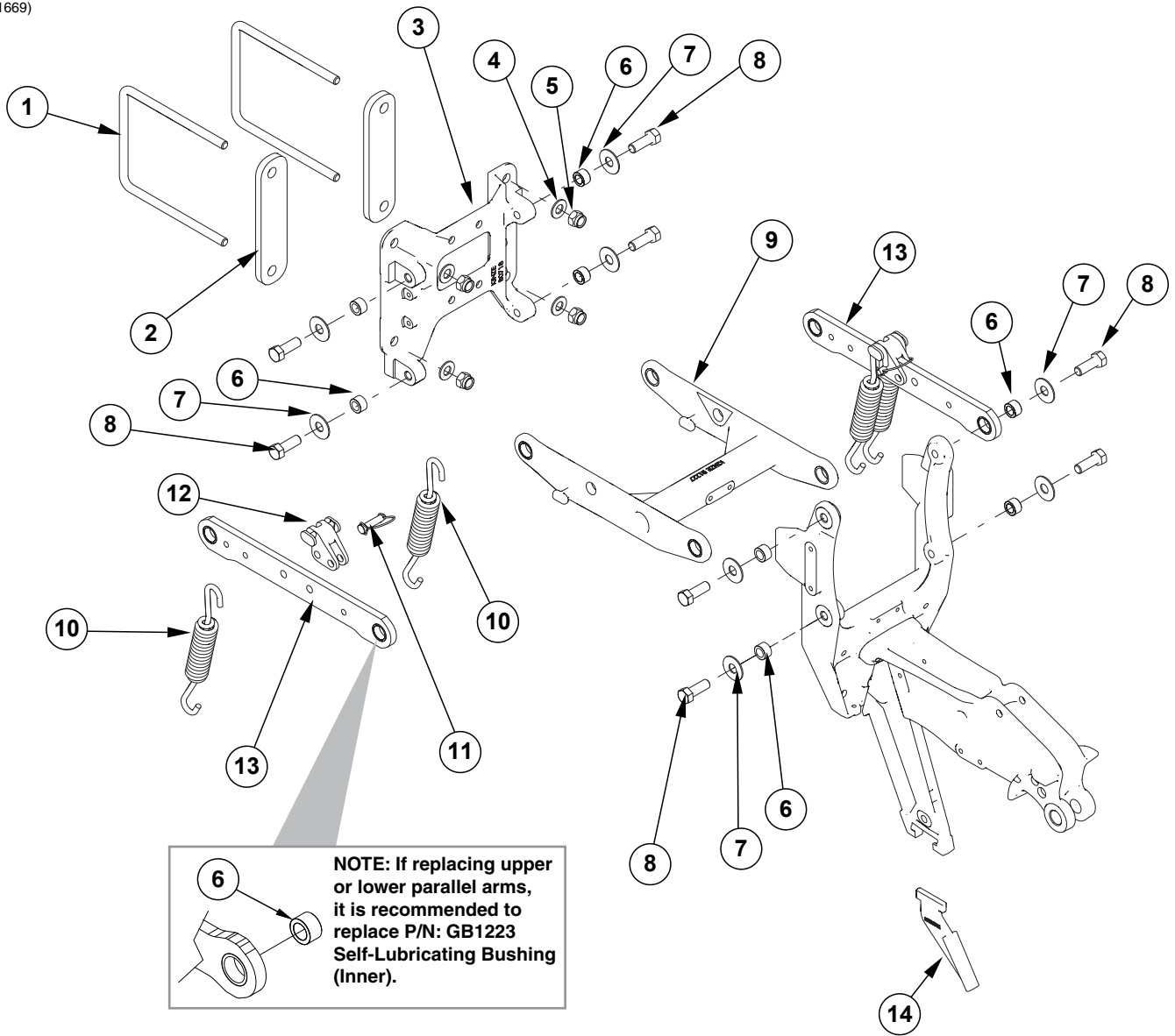
This page left blank intentionally.

(IP1588)



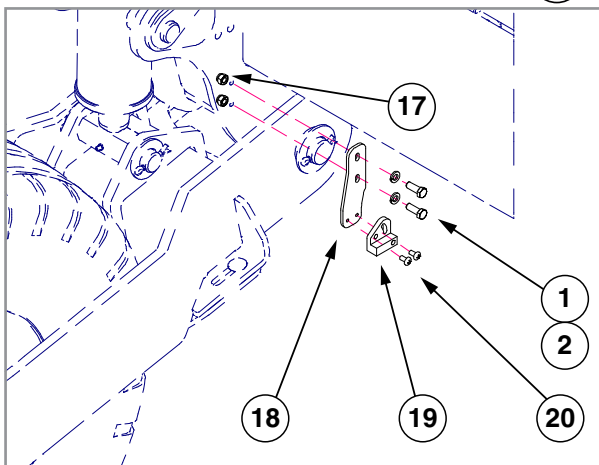
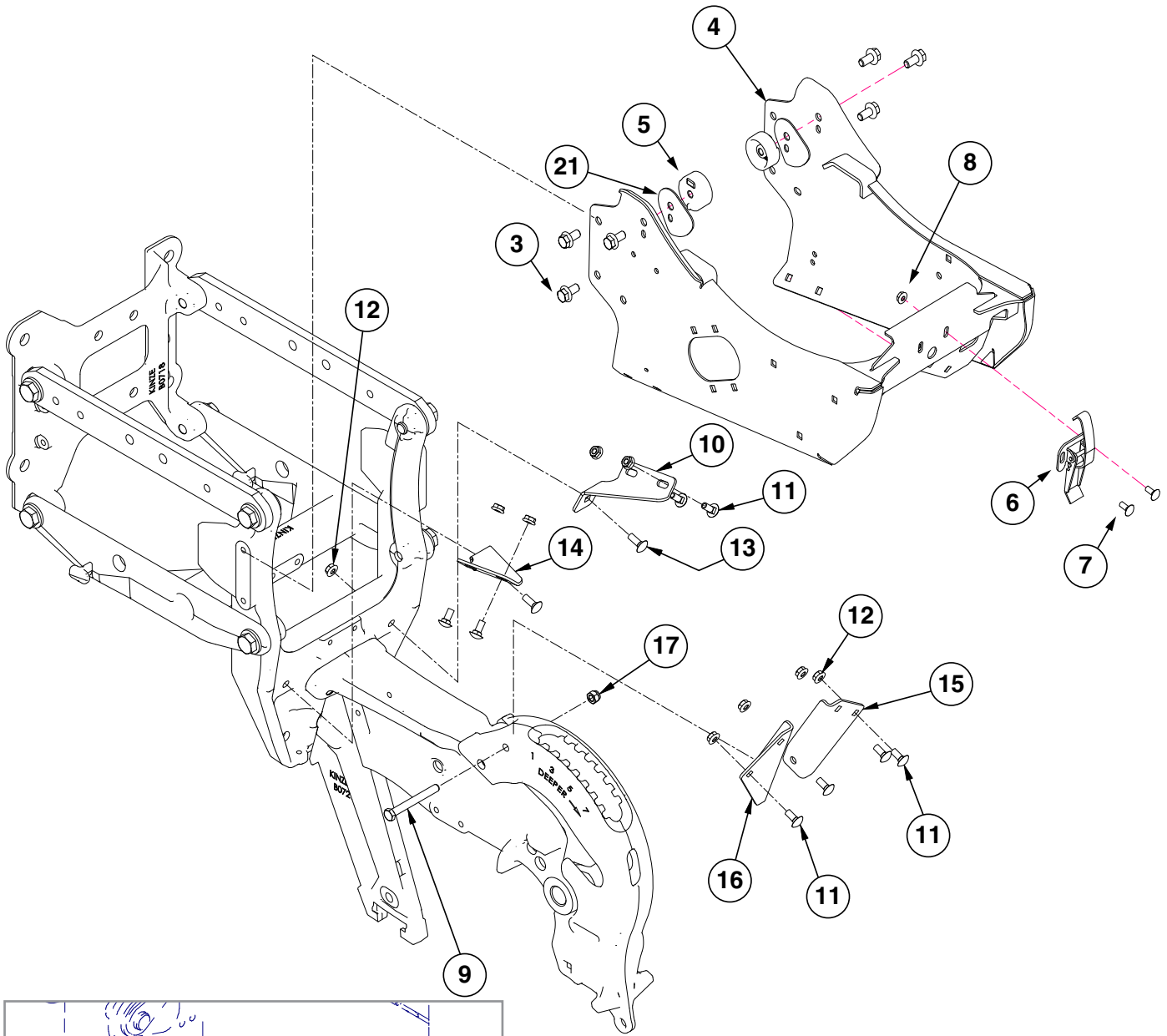
ITEM	PART NO.	QTY. (Per Row)	DESCRIPTION
1	G10005	3	Hex Head Cap Screw, 5/8"-11 x 1 3/4"
2	G11391	3	Flat Washer, 5/8" SAE
3	G11123	4	Hex Serrated Flange Cap Screw, 3/8"-16 x 3/4"
4	GD25071	1	Shank Yoke
5	GB0918	1	Cable Retainer
6	G10122301	1	Bow Tie Cotter Pin
7	G11465	1	Pin, 1/4" x 2 3/4"
8	G11539	2	Hex Socket Flange Cap Screw, 5/16"-18 x 3/4"
9	GD28390	1	Shield
10	GA26539	1	Seed Tube W/Sensor, (Electric Drive)
	GA20901	-	Seed Tube Only (Included W/GA26539)
11	GD26971	1	Pin, 1/2" x 3 1/4"
12	G11428	1	Retaining Ring, 1/2"
13	GD25072	1	Center Shank
14	GD26970	1	Pin, 5/8" x 2 1/2"
15	G10567	1	External Retaining Ring, 5/8"
16	GB0265	1	Pivot Link, Depth Adjustment
17	GB0285	1	Collar, Depth Adjustment
	GA26723	1	Link Sensor, True Depth (True Depth® equipped planters only)
-	G10402701	1	Depth Adjustment Pin
18	GB0267	1	Lever, Depth Adjustment
19	GD10993	1	Spring
20	GB0266	1	Handle, Depth Adjustment
21	GD3612	1	Cap Plug
22	GB0722	1	Rear Shank
23	G10475701	-	Professional Microfiber Duster, 19" (for cleaning Seed Tube sensors)

(IP1669)



ITEM	PART NO.	QTY. (Per Row)	DESCRIPTION
1	GD14559	2	U-Bolt, 7" x 7" x 5/8"-11
2	GD36974	2	Plate Spacer
3	GD36977	1	Row Unit Face Plate
4	G11391	4	Flat Washer, 5/8" SAE
5	G10107	4	Lock Nut, 5/8"-11
6	GB1223	8	Self-Lubricating Bushing
7	G11976	8	Flat Washer, 5/8" x 1 3/4"
8	G10141901	8	Hex Head Cap Screw, 5/8"-11 x 1 3/4", Grade 8
9	GA26960	1	Lower Parallel Arm Assembly
	GB1224	-	Self-Lubricating Bushing, 1 1/4" O.D. x 1" I.D. x 1/2" (Included in GA26960)
10	GD21337	4	Heavy Duty Down Pressure Spring
11	GD14217	2	Tab Lock Pin, 7/16" x 1 1/2"
12	GB0186	2	Spring Anchor
13	GA27122	2	Upper Parallel Arm Assembly
	GB1224	-	Self-Lubricating Bushing, 1 1/4" O.D. x 1" I.D. x 1/2" (Included in GA27122)
14	G10035901	1	Scraper, Standard
A	G1K760	-	Pull Row Unit Parallel Arm Kit, Includes: (8) G10141901, (8) G11976, (4) G10107, (4) G11391, (1) GD36977, (2) GD36974, (2) GD14559, (2) A27122, (1) GA26960, (8) GB1223, (1) IS1067

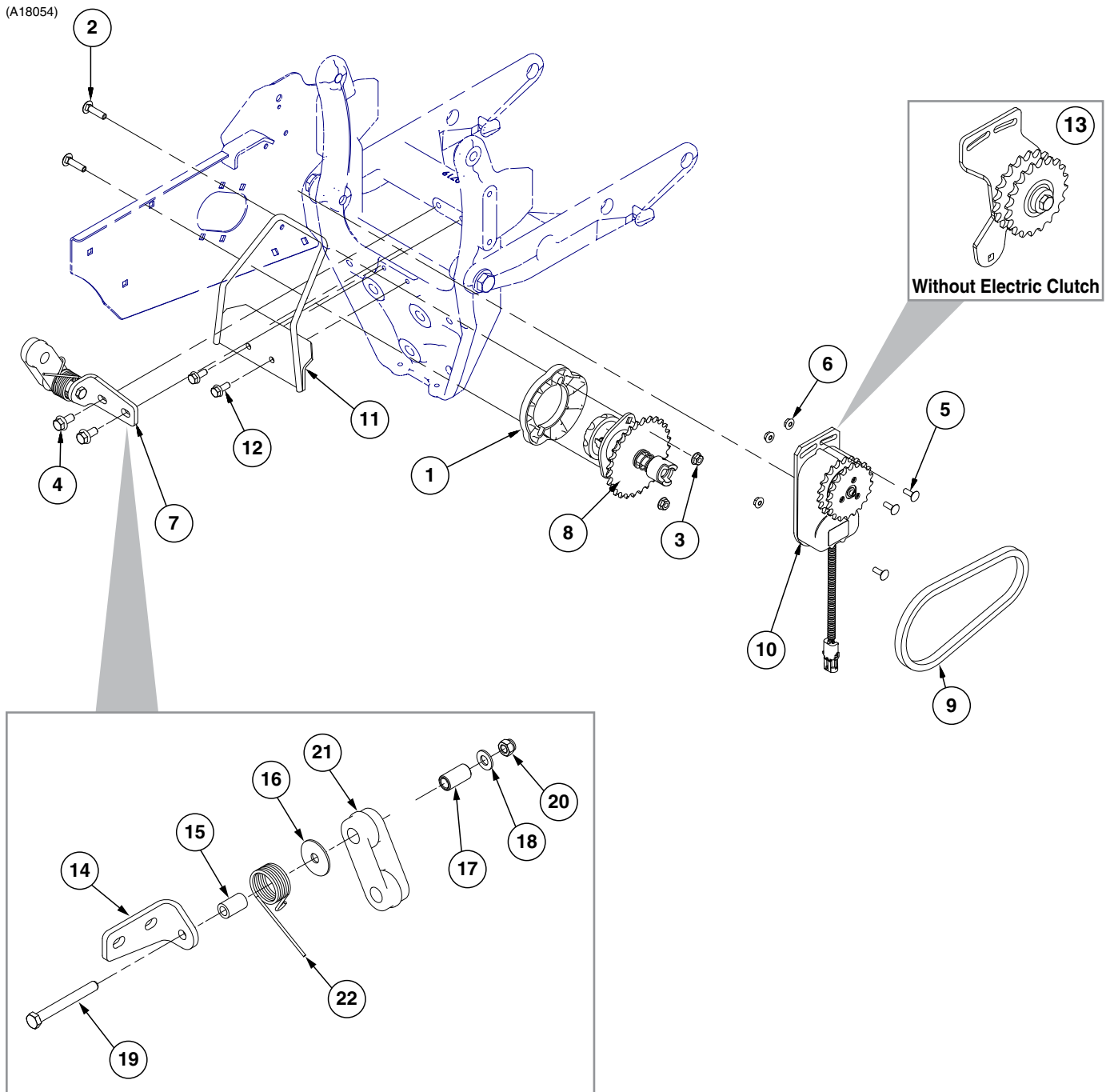
(IP1480)



Implement Switch (Outer R.H. Wing Wheel),
Blue Drive

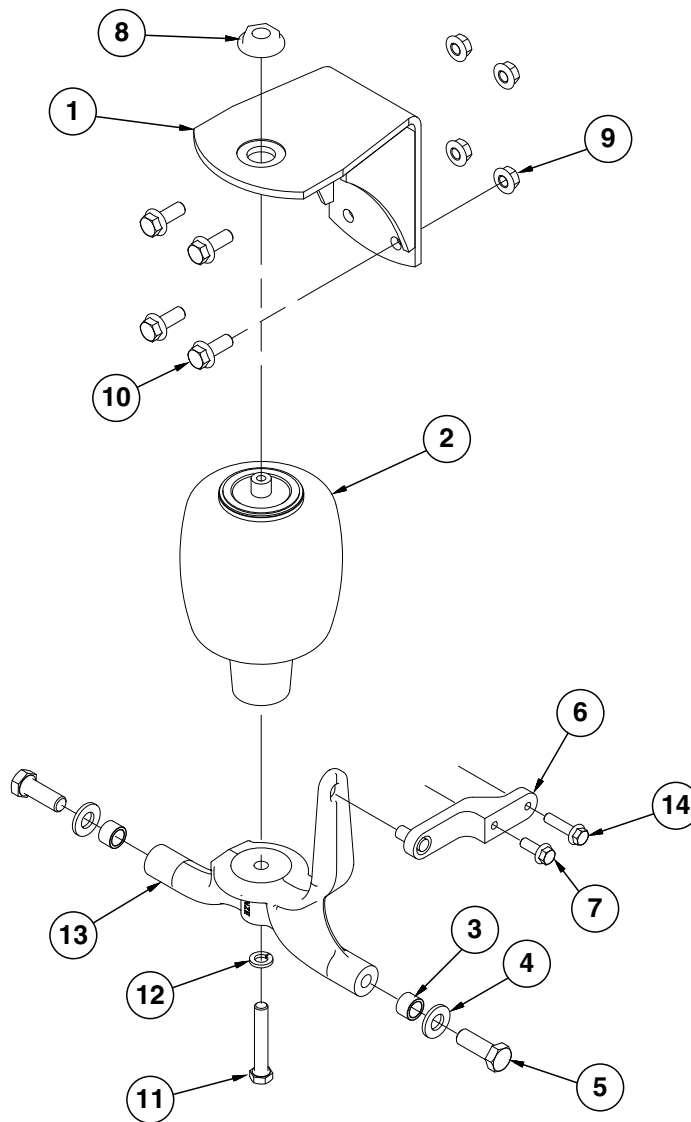
ITEM	PART NO.	QTY. (Per Row)	DESCRIPTION
1	G10229	2	Lock Washer, 3/8"
2	G10001	2	Hex Head Cap Screw, 3/8"-16 x 1"
3	G11123	10	Hex Serrated Flange Cap Screw, 3/8"-16 x 3/4"
4	GA25182	1	Hopper Support
5	GB1218	2	Hopper Mount
6	GA2007	1	Hopper Hold Down Latch
7	G10309	2	Carriage Bolt, 1/4"-20 x 5/8", Grade 5
8	G10621	2	Serrated Flange Nut, 1/4"-20
9	G10809	1	Hex Head Cap Screw, 3/8"-16 x 3/4"
10	GD25380	1	R.H. Front Mounting Bracket
11	G10312	8	Carriage Bolt, 5/16"-18 x 3/4"
12	G10620	10	Serrated Flange Nut, 5/16"-18
13	G10303	2	Carriage Bolt, 5/16"-18 x 1"
14	GD25379	1	L.H. Front Mounting Bracket
15	GD25384	1	R.H. Mounting Bracket
16	GD25383	1	L.H. Mounting Bracket
17	G10108	1-2	Lock Nut, 3/8"-16
18	G10248201	1	Implement Switch Mount, Blue Drive/AgLeader
19	GA18353	1	Position Switch Magnetic Reed
20	G11345	2	Phillips Pan Head Machine Screw, 1/4" x 1/2", Grade 2
21	GD35880-01	-	12 GA. Mini Hopper Shim (As Required)
	GD35880-02	-	14 GA. Mini Hopper Shim (As Required)
	GD35880-03	-	16 GA. Mini Hopper Shim (As Required)
	GD35880-04	-	18 GA. Mini Hopper Shim (As Required)

(A18054)



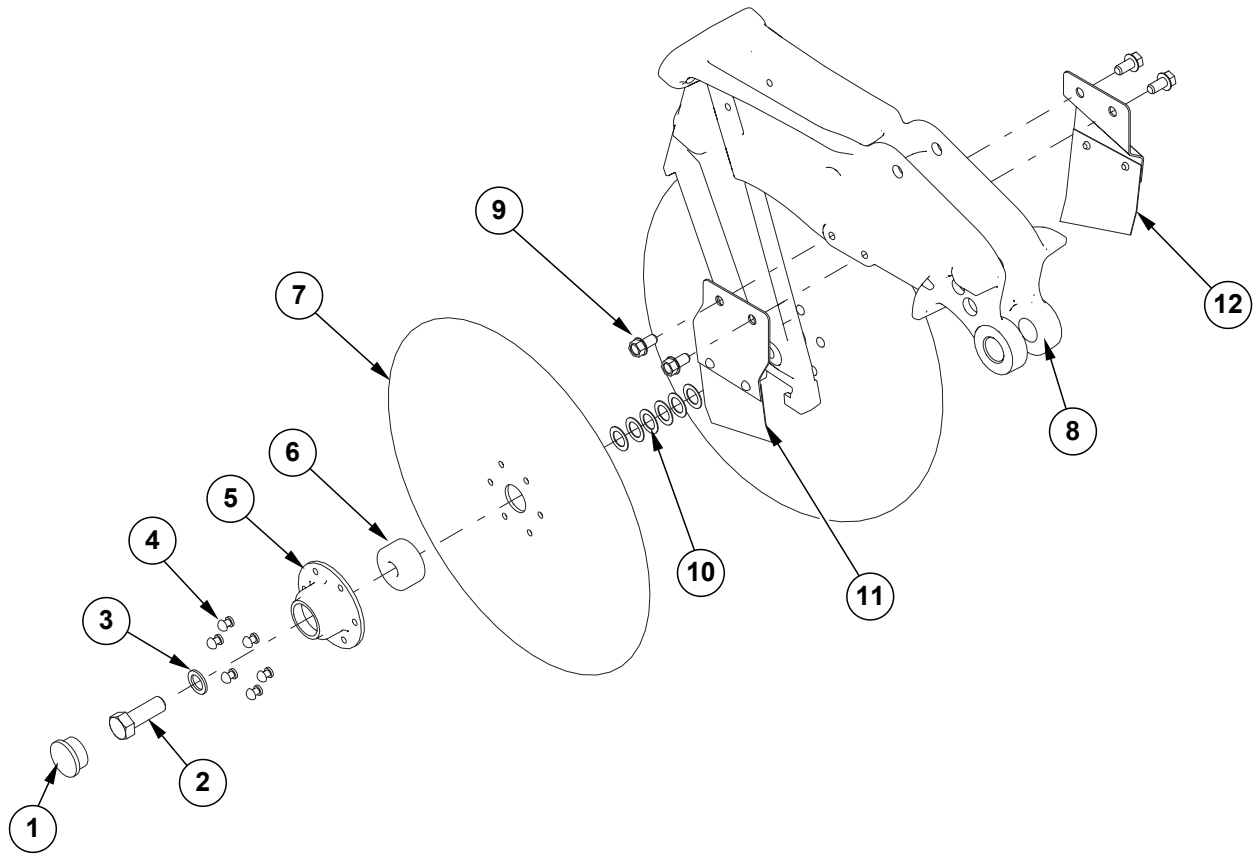
ITEM	PART NO.	QTY. (Per Row)	DESCRIPTION
1	GB0331	1	Clutch Adapter Plate
2	G10338	2	Carriage Bolt, 5/16"-18 x 1 1/4"
3	G10620	2	Serrated Flange Nut, 5/16"-18
4	G11123	2	Hex Serrated Flange Cap Screw, 3/8"-16 x 3/4"
5	G10310	3	Carriage Bolt, 1/4"-20 x 3/4", Grade 2
6	G10621	3	Serrated Flange Nut, 1/4"-20
7	GA17634	1	Chain Tightener
8	GA20640 GA10151	1	Seed Meter Clutch Assembly, 11/28 Tooth, Vacuum Seed Meter Clutch Assembly, 11/19 Tooth, Mechanical
9	G3303-45	1	Chain, No. 41 Roller Chain, 45 Pitches, Vacuum
10	GA16374	1	Electric Clutch
11	GA20566	1	Hose Bracket, Vacuum Only
12	G11539	2	Hex Socket Flange Cap Screw, 5/16"-18 x 3/4", Vacuum Only
13	GA18004	1	Row Unit Idler W/Out Electric Clutch
14	GD25666	1	Chain Tightener Bracket
15	GD7318	1	Sleeve, 1" Long
16	G10201	1	Special Washer, 3/8" x 1 1/2" O.D.
17	GD1026	1	Sleeve, 1 3/16"
18	G11387	1	Flat Washer, 3/8" SAE
19	G10809	1	Hex Head Cap Screw, 3/8"-16 x 3/4"
20	G10108	1	Lock Nut, 3/8"-16
21	GD11962	1	Idler
22	GD1065	1	Idler Spring

(A17631)



ITEM	PART NO.	QTY. (Per Row)	DESCRIPTION
1	GA17580	1	Pneumatic Down Pressure Mount
2	GA11982 G10037 G10228	1	Air Spring Assembly Hex Head Cap Screw, 1/2"-13 X 1 1/4" Lock Washer, 1/2"
3	GB0218	2	Bushing, 2 1/32" I.D. x 7/8" O.D. x 1 19/32" Long
4	G11391	2	Flat Washer, 5/8" SAE
5	G10005	2	Hex Head Cap Screw, 5/8"-11 x 1 3/4"
6	GD26974	1	Stabilizer Arm
7	G11124	1	Hex Serrated Flange Cap Screw, 3/8"-16 x 1"
8	GB0397	1	Shoulder Nut, 3/4"-16
9	G10071	4	Serrated Flange Nut, 1 1/2"-13
10	G11271	4	Hex Socket Flange Cap Screw, 1/2"-13 x 1 1/4"
11	G10038	1	Hex Head Cap Screw, 1/2"-13 x 3"
12	G10228	1	Lock Washer, 1/2"
13	GD25309	1	Air Bag Saddle
14	G11408	1	Hex Serrated Flange Cap Screw, 3/8"-16 x 1 1/2"

(IP1672)

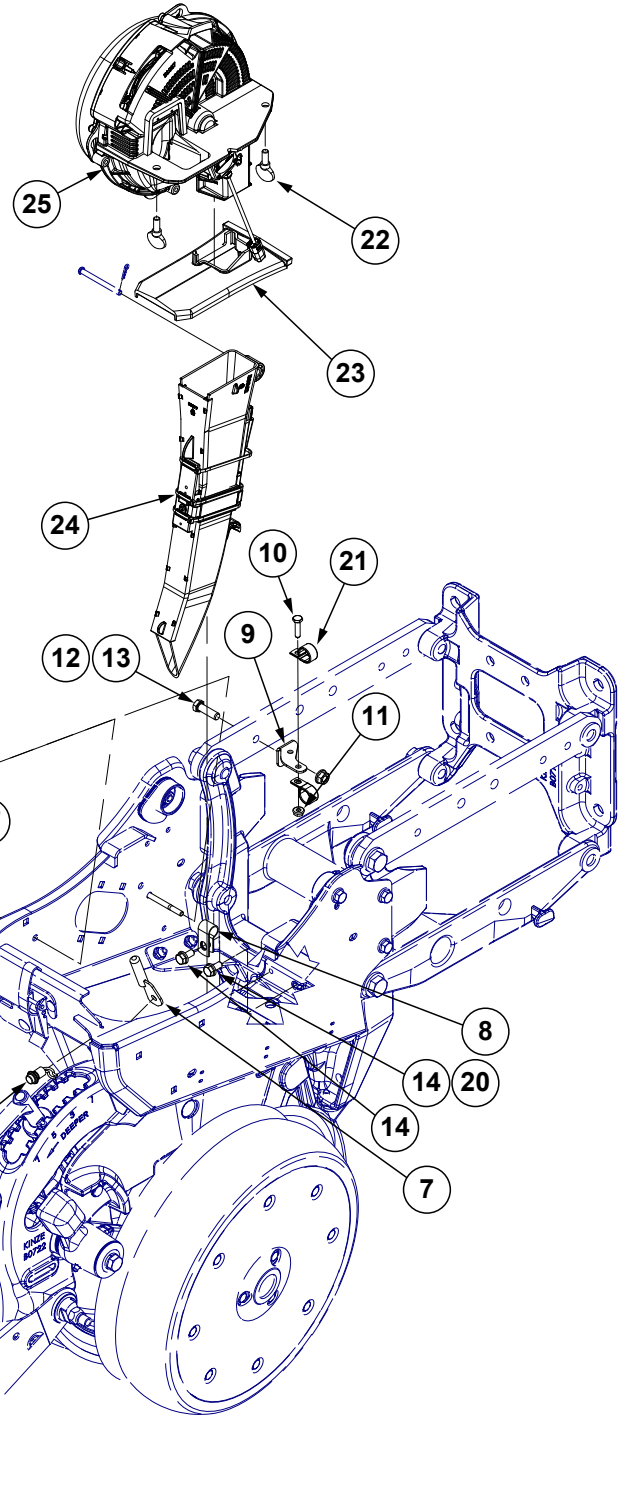
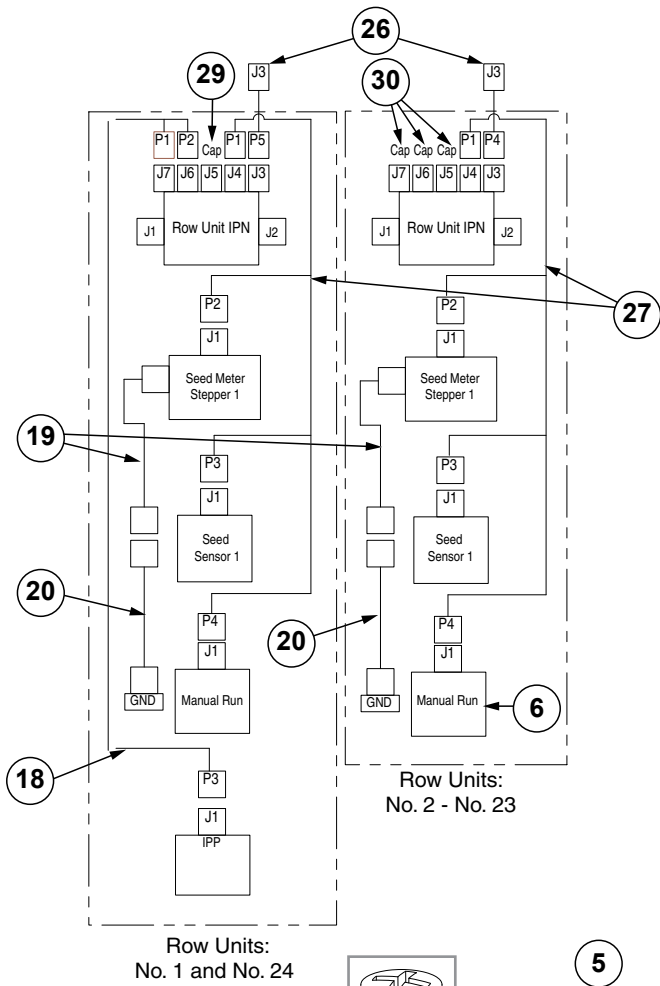


ITEM	PART NO.	QTY. (Per Row)	DESCRIPTION
1	G10090401	2	Plastic Ribbed Hub Cap
2	GD36856	1	Opener Blade Bolt, 5/8"-11 x 1 3/4", Grade 5 (Shown)
	G10005	1	Hex Head Cap Screw, 5/8"-11 x 1 3/4" (Other side)
3	G10204	2	Special Machine Bushing, 5/8" x 1" O.D.
4	GD36990	12	Rivet, 1/4" x 9/16"
5	GD36860	2	Bearing Housing
6	GA26920	2	Bearing
7	GD11306	2	Disc Blade, 3.5 mm x 15"
8	GD25072	1	Center Shank
9	G11123	4	Hex Serrated Flange Cap Screw, 3/8"-16 x 3/4"
10	GD30725	12	Machine Bushing, 5/8" (.030" Thick) (As Required)
11	GA15451	1	L.H. Disc Scraper
12	GA15450	1	R.H. Disc Scraper
A	G10018801	-	Disc Blade/Bearing Assembly, Less Dust Cap (Items 4-7)

For Additional Information:

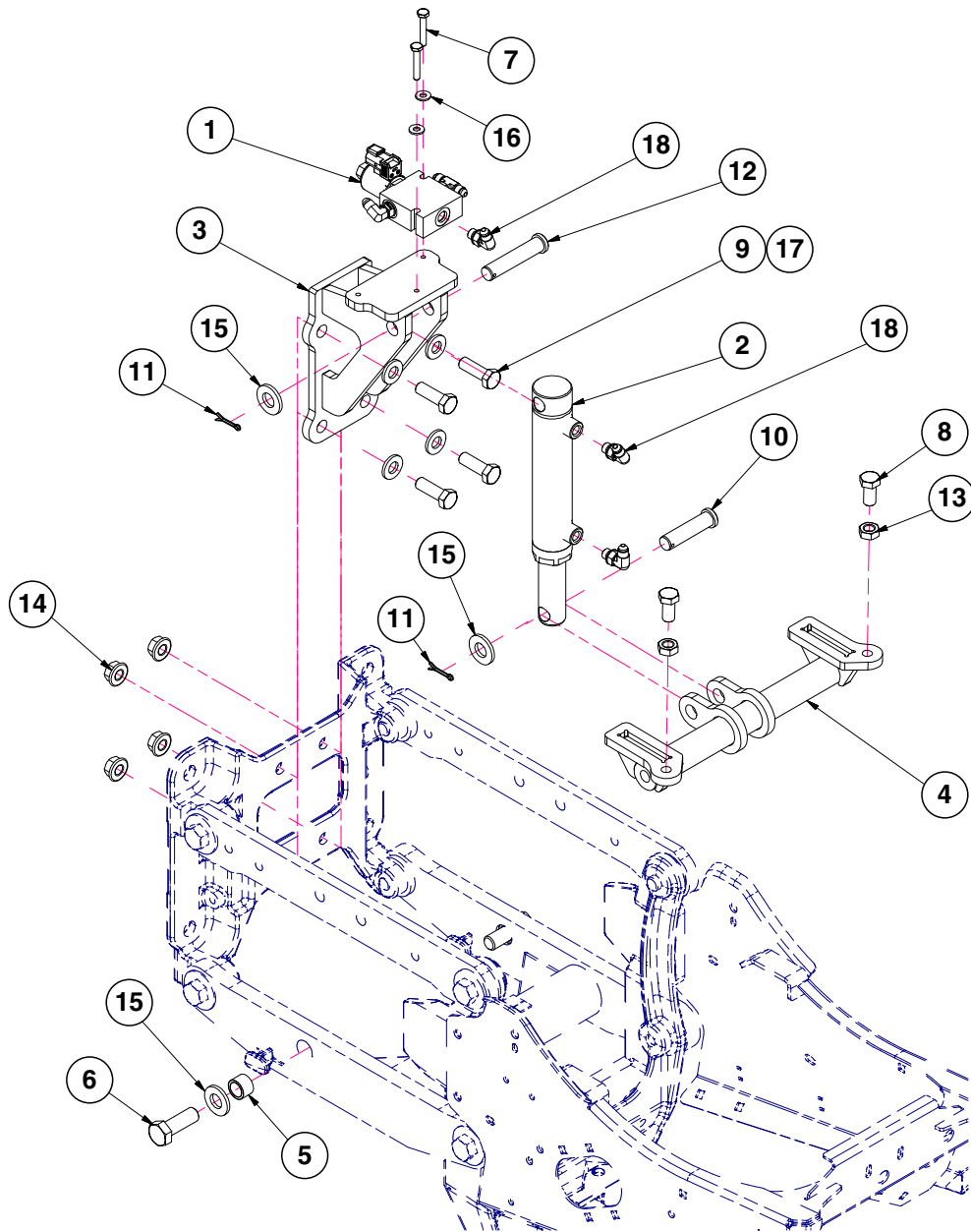
[See "Base Machine Electrical Schematic" on page P233](#)

[See "Ethernet Interconnect Electrical Schematic" on page P235](#)



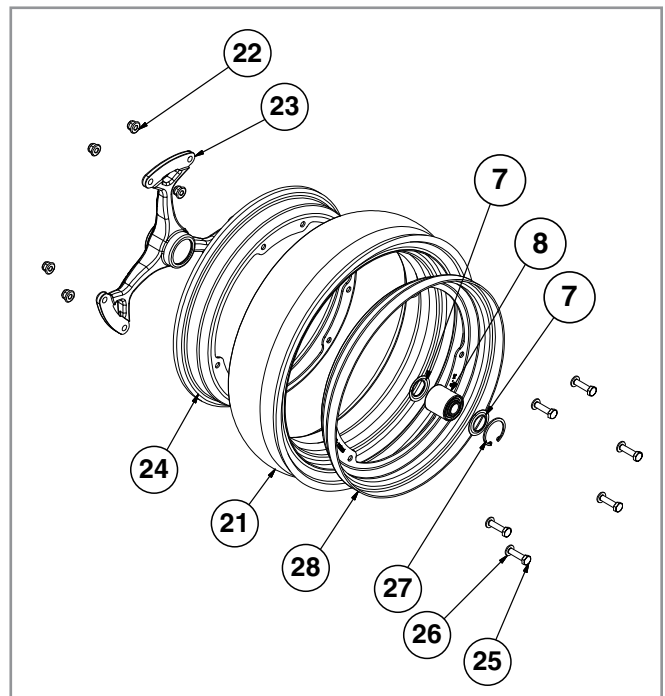
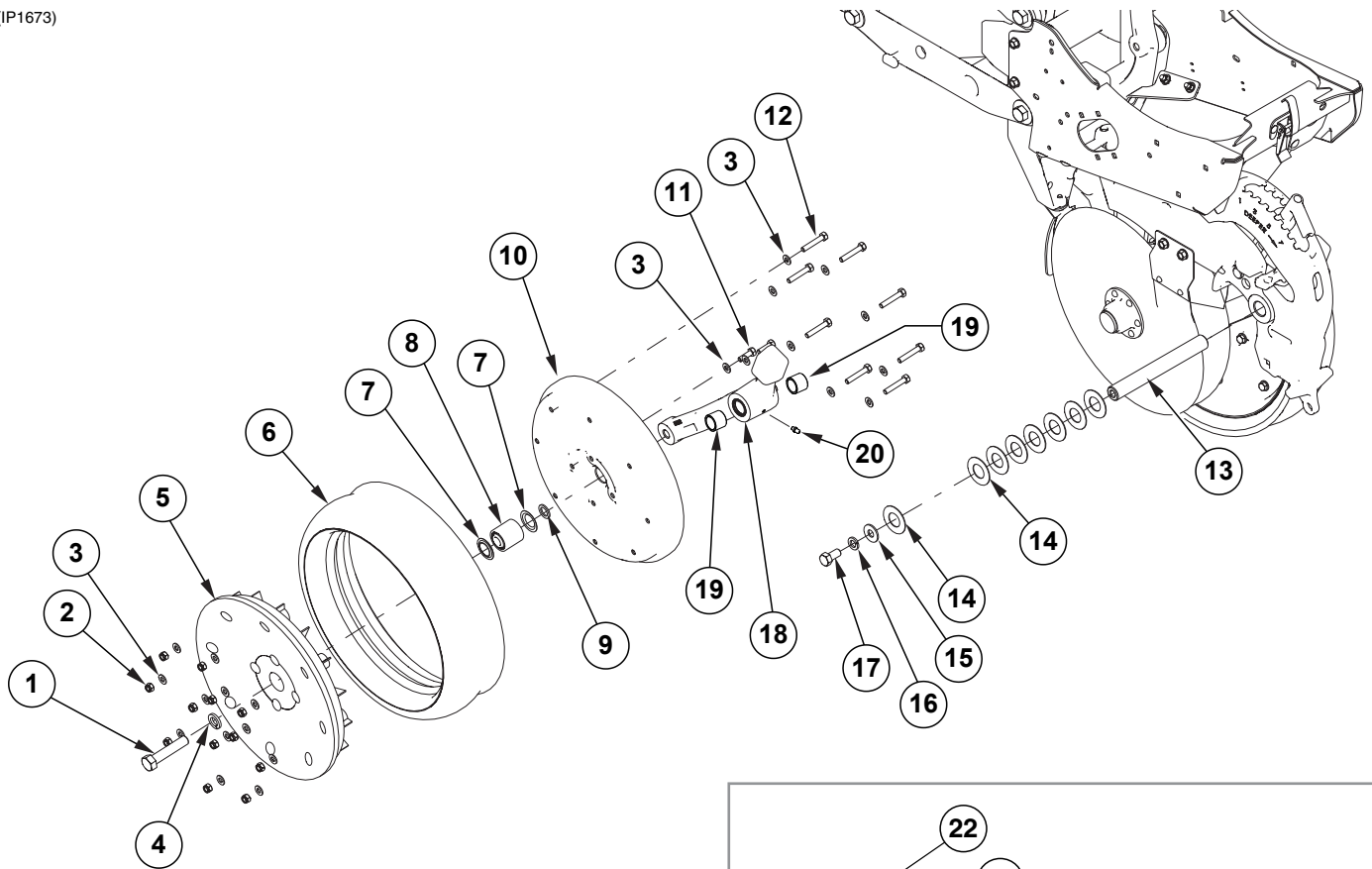
ITEM	PART NO.	QTY. (Per Row)	DESCRIPTION
1	GD35629	1	IPN Row Unit Plate
2	GA25949	1	IPN Module Assembly
3	GD35626	1	IPN Wire Shield
4	GD35609	2	Hex Standoff
5	G11958	2	Hex Head Cap Screw, ¼"-20 x 2½", Grade 5
6	GA15485	1	Button
7	GA21689	1	Wire Hangar
8	GD13348	1	Insulated Clamp, 1¹⁄₁₆"
9	GD30731	1	Row Unit Wire Loom Bracket
10	G10064	1	Hex Head Cap Screw, ¼"-20 x 1"
11	G10621	3	Serrated Flange Nut, ¼"-20
12	G10622	1	Serrated Flange Nut, ³⁄₈"-16
13	G10004	1	Hex Head Cap Screw, ³⁄₈"-16 x 1¼"
14	G11560	2	Hex Socket Flange Cap Screw, ⁵⁄₁₆"-18 x ⁵⁄₈", Grade 5
15	GA25029	1	Row Unit Power Extension Harness
16	GA25203	1	Row Unit Seed Meter Harness
17	G10209	2	Washer, ¼" USS
18	GA25214	2	IPP Harness, Wing
19	GA20710	1	Granular Chemical Motor ESD Drain Harness
20	GA20712	1	Row Unit ESD Drain Harness
21	GD35913	2	Insulated Clamp, ¾"
22	G11009	2	Locking Thumbscrew, ⁵⁄₁₆"-18 x ¾"
23	GB0917	1	Vacuum Meter Cover
24	GA20914 GA20902	1	Seed Tube W/Computerized Sensor Seed Tube (With Holes For Sensor Installation) (Included W/GA20914)
25	---	1	See "Vacuum Seed Meter" on page P20
26	GA25029	1	Row Unit Power Extension Harness
27	GA25203	1	Row Unit Seed Meter Harness
28	GD30726	-	Socket Dust Cover, M12
29	GD35836	-	Sealed Plug, MX150, 2 x 4, Key B W/CPA
30	GD35837 GD35838	- -	Sealed Plug, MX150, 2 x 3, Key A W/CPA Sealed Plug, MX150, 2 x 10, Key A W/CPA

(102912)



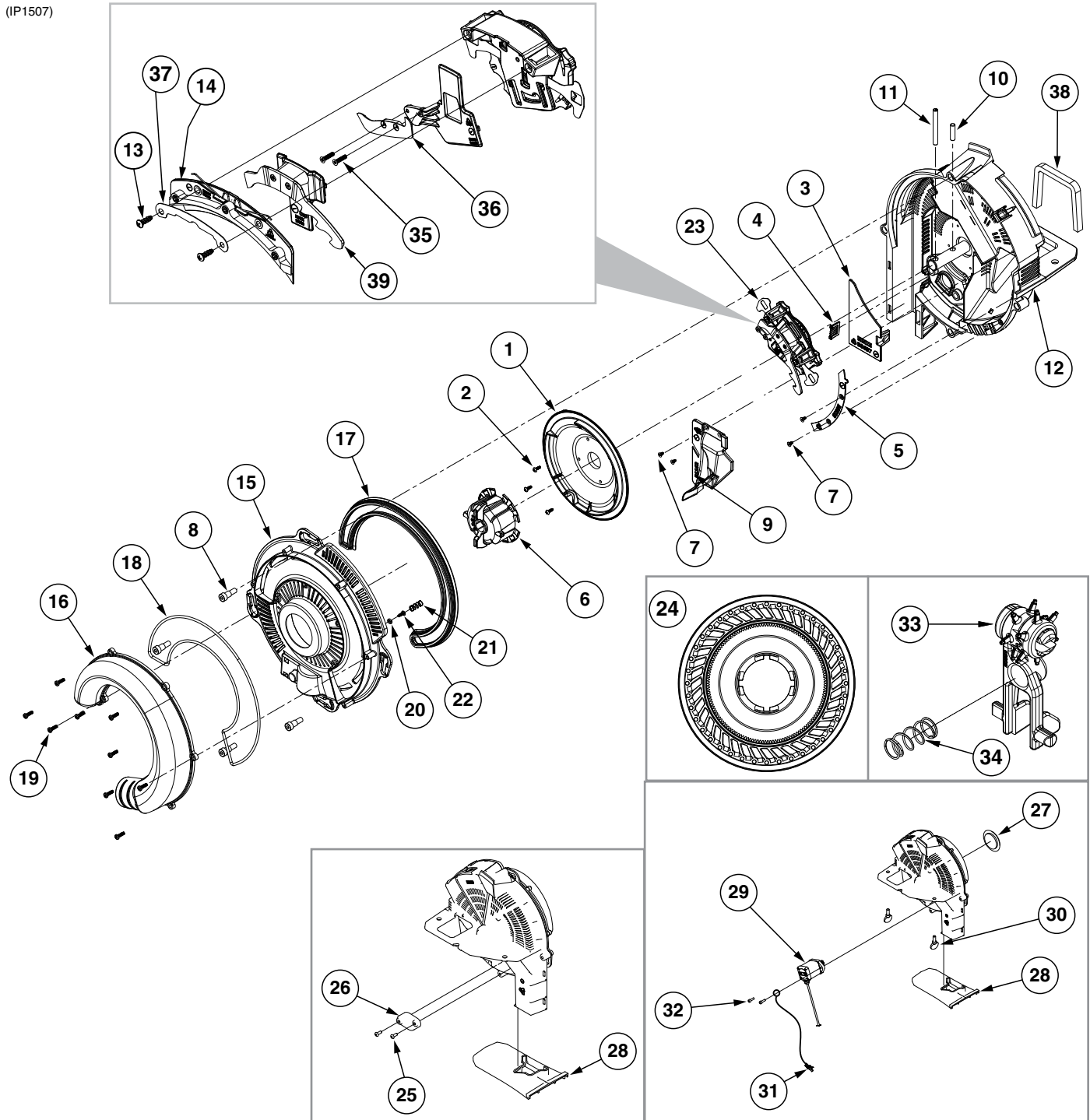
ITEM	PART NO.	QTY. (Per Row)	DESCRIPTION
1	GA25264	1	See "Row Unit Control Block, Pull Row Units" on page P214
2	GA25261	1	See "Hydraulic Down Force Cylinder" on page P198
3	GA25260	1	Row Unit Upper Mount
4	GA25259	1	Row Unit Lower Mount
5	GB0218	2	Bushing, 21/32" I.D. x 7/8" O.D. x 19/32" Long
6	GD28420	2	Hex Head Cap Screw, 5/8"-11 x 1-3/4", Grade 5
7	GD35459	2	Hex Head Cap Screw, 1/4"-20 x 1-1/2", Grade 5
8	G10014	2	Hex Head Cap Screw, 1/2"-13 x 1"
9	G10017	4	Hex Head Cap Screw, 1/2"-13 x 1 1/2"
10	G10564	1	Clevis Pin, 5/8" x 2 1/2"
11	G10451	2	Cotter Pin, 1/8" x 1"
12	G11875	1	Clevis Pin, " x 3"
13	G10501	2	Hex Jam Nut, 1/2"-13, Grade 2
14	G10071	4	Serrated Flange Nut, 1/2"-13
15	G11391	4	Flat Washer, 5/8" SAE
16	G11385	2	Flat Washer, 1/4" SAE
17	G11389	4	Flat Washer, 1/2" Plated SAE
18	G6801-04-04	3	90° Adjustable Elbow, 7/16"-20

(IP1673)



Spoked Gauge Wheel

ITEM	PART NO.	QTY. (Per Row)	DESCRIPTION
1	G10010	1	Hex Head Cap Screw, 5/8"-11 x 3"
2	G10109	12	Lock Nut, 5/16"-18, Grade 8
3	G11386	24	Flat Washer, 5/16" SAE
4	G10230	1	Lock Washer, 5/8"
5	GD36709	1	Half Wheel, Black
6	G10028601	1	Tire, 4 1/2" x 16
7	GD36713	2	Gauge Wheel Dust Shield
8	GA6171	1	Bearing
9	G10204	1	Special Machine Bushing, 5/8" x 1" O.D.
10	G10028701	1	Half Gauge Wheel
11	G10019	4	Hex Head Cap Screw, 5/16"-18 x 1"
12	G10031	8	Hex Head Cap Screw, 5/16"-18 x 1 3/4"
13	GD11001	1	Spindle
14	G10940	8	Machine Bushing, 1" (.048" Thick)
15	G10216	1	Washer, 1/2" USS
16	G10228	1	Lock Washer, 1/2"
17	G10014	1	Hex Head Cap Screw, 1/2"-13 x 1"
18	GA21677	1	Wheel Arm W/Grease Fitting, Bushings And Seals, L.H. (Includes Items 19 and 20) (Shown)
	GA21676	1	Wheel Arm W/Grease Fitting, Bushings And Seals, R.H. (Includes Items 19 and 20)
19	GB0276	4	Bushing, 1" I.D. x 1 1/4" O.D. x 1" Long
20	G10640	2	Grease Fitting, 1/4"-28
21	G10028601	1	Tire, 4 1/2" x 16
22	G10335001	6	Flanged Lock Nut, M8
23	G10334701	1	Hub
24	G10334901	1	Wheel Flange
25	G10335101	6	Screw, M8 x 30
26	G11386	6	Flat Washer, 5/16"
27	G10335201	1	Elastic Ring
28	G10334801	1	Wheel Flange
A	G10028801	-	Gauge Wheel Complete (Items 2-3, 5-8, and 10-12)
B	G10322501	-	Spoked Gauge Wheel Complete (Items 7-8 and 21-28)

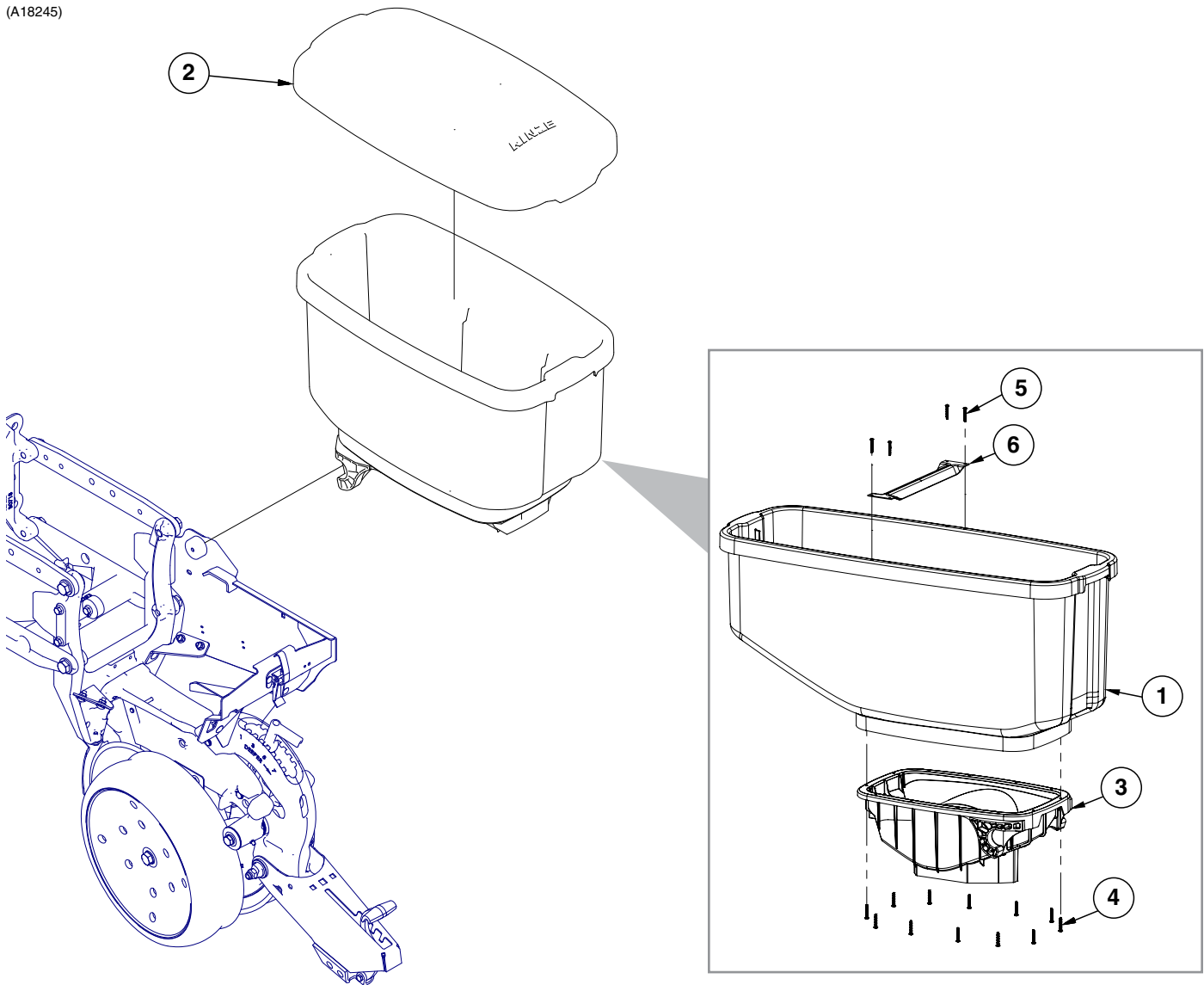


ITEM	PART NO.	QTY.	DESCRIPTION
1	GB0815	1	Shield
2	G11619	3	Phillips Pan Head Tapping Screw, No. 6-19 x 3/8"
3	GB0697	1	Chute Cover
4	GB0780	1	Brush
5	GB0823	1	Baffle
6	GB0816	1	Disc Hub
7	G11618	4	Torx Flat Head Tapping Screw, No. 6-19 x 1/4"
8	G11172	4	Hex Socket Head Shoulder Screw, 1/4"-20 x 3/8", Stainless Steel

ITEM	PART NO.	QTY.	DESCRIPTION
9	GA24878	1	Brush Assembly
10	G11448	1	Pin, ¼" x 1"
11	G10475	1	Spring Pin, ¼" x 2¼"
12	GA24877	1	Meter Housing W/Bearing
13	G11578	2	Phillips Pan Head Tapping Screw, No. 8-18 x ½"
14	GA24676	1	Singulator Guide Sub Assembly
15	GB0920	1	Cover
16	GB0818	1	Vacuum Port, Pull Row Unit
17	GB0676	1	Lip Seal
18	GD26593	1	Gasket Housing
19	G11556	9	Phillips Pan Head Tapping Screw, 6-19 x ½"
20	GB0907	1	Retainer Spring
21	GD25147	1	Compression Spring
22	G11619	1	Phillips Pan Head Tapping Screw, No. 6-19 x ⅜"
23	GA24752	1	Singulator Assembly (Includes Items 13 and 14)
24	*G11043X	1	Seed Disc, Corn, 40 Cell, Light Blue Color-Coded, Ejector Wheel, and Spring
	*G11047X	-	Seed Disc, Soybean, 120 Cell, Black Color-Coded, Ejector Wheel, and Spring
	*G11045X	-	Seed Disc, Sugar Beets/Milo, Dark Orange Color-Coded, Ejector Wheel, and Spring
	*G11044X	-	Seed Disc, Sunflower, 40 Cell, Gray Color-Coded, Ejector Wheel, and Spring
	*G11039X	-	Seed Disc, Cotton, 60 Cell, Green Color-Coded, Ejector Wheel, and Spring
	*G11040X	-	Seed Disc, Black Turtle and Navy Edible Bean and Popcorn, 60 Cell, Brown Color-Coded, Ejector Wheel, and Spring
	*G11041X	-	Seed Disc, Pinto and Great Northern Edible Beans and Low-Rate Soybean, 60 Cell, Dark Blue Color Coded, Ejector Wheel, and Spring
	GB1273	-	Anti-Static Blank Seed Disc
	GB1231	-	Blank Seed Disc
	GB1239	-	Seed Disc, Rapeseed, 83 Cell
	G11042X	-	Seed Disc, Wheat, 54 Cell, Purple Color-Coded, Ejector Wheel, and Spring
25	G11281	2	Hex Button Head Cap Screw, 10-24 x ½"
26	GD28631	1	Cover Plate
27	GD29425	1	Dust Cap
28	GB0917	1	Vacuum Meter Cover
29	G10494201		Meter Stepper Motor
30	G11009	2	Locking Thumbscrew, ⅝"-18 x ¾"
31	GA20711	1	Seed Meter Motor ESD Drain Harness
32	G11588	2	Hex Socket Head Cap Screw, No. 10-24 x ⅝" Grade 8
33	GA19112	-	Ejector Arm, Corn
	G10483401	-	Ejector Arm, Soybean
	GA19114	-	Ejector Arm, Sunflower
	GA19115	-	Ejector Arm, Beets/Milo
	G10484901	-	Ejector Arm, Black Turtle, Navy, Pinto, and Great Northern Edible Bean, Popcorn
	G10483201	-	Ejector Arm, Low-Rate Soybean
	GA25327	-	Ejector Arm, Wheat
34	G10483101	-	Compression Spring
35	G11693	2	Torx Flat Head Machine Screw, No. 4-40 x ½"
36	GB0921	1	Lower Blade
37	GD29657	1	Retainer
38	GD34774	1	Meter Gasket
39	GB0958	1	Outer Blade
A	GA20622	1	Cover Assembly (Items 15-22)
B	G9899X	1	Vacuum Meter Assembly, Electric Drive (Items 1-32 except item 24)

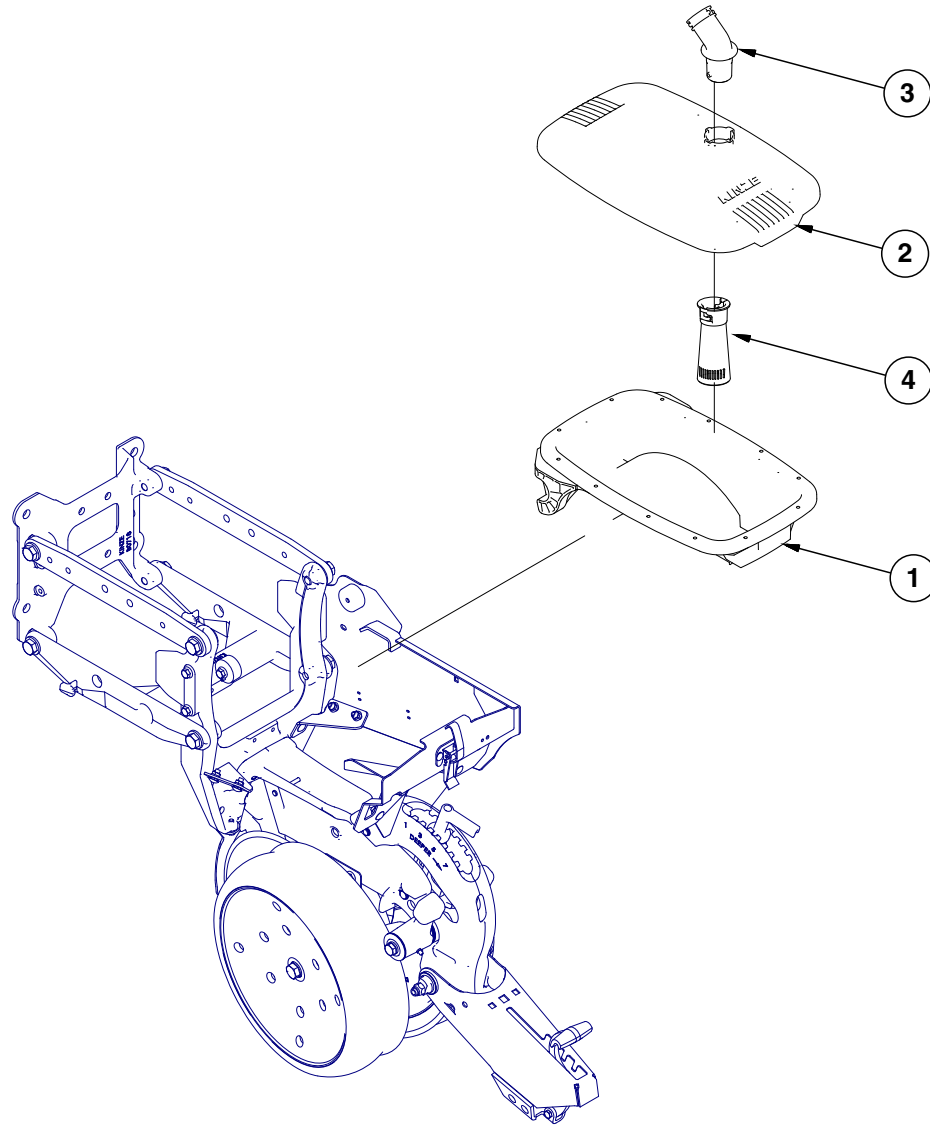
*Includes seed disc, ejector wheel, and spring.

(A18245)



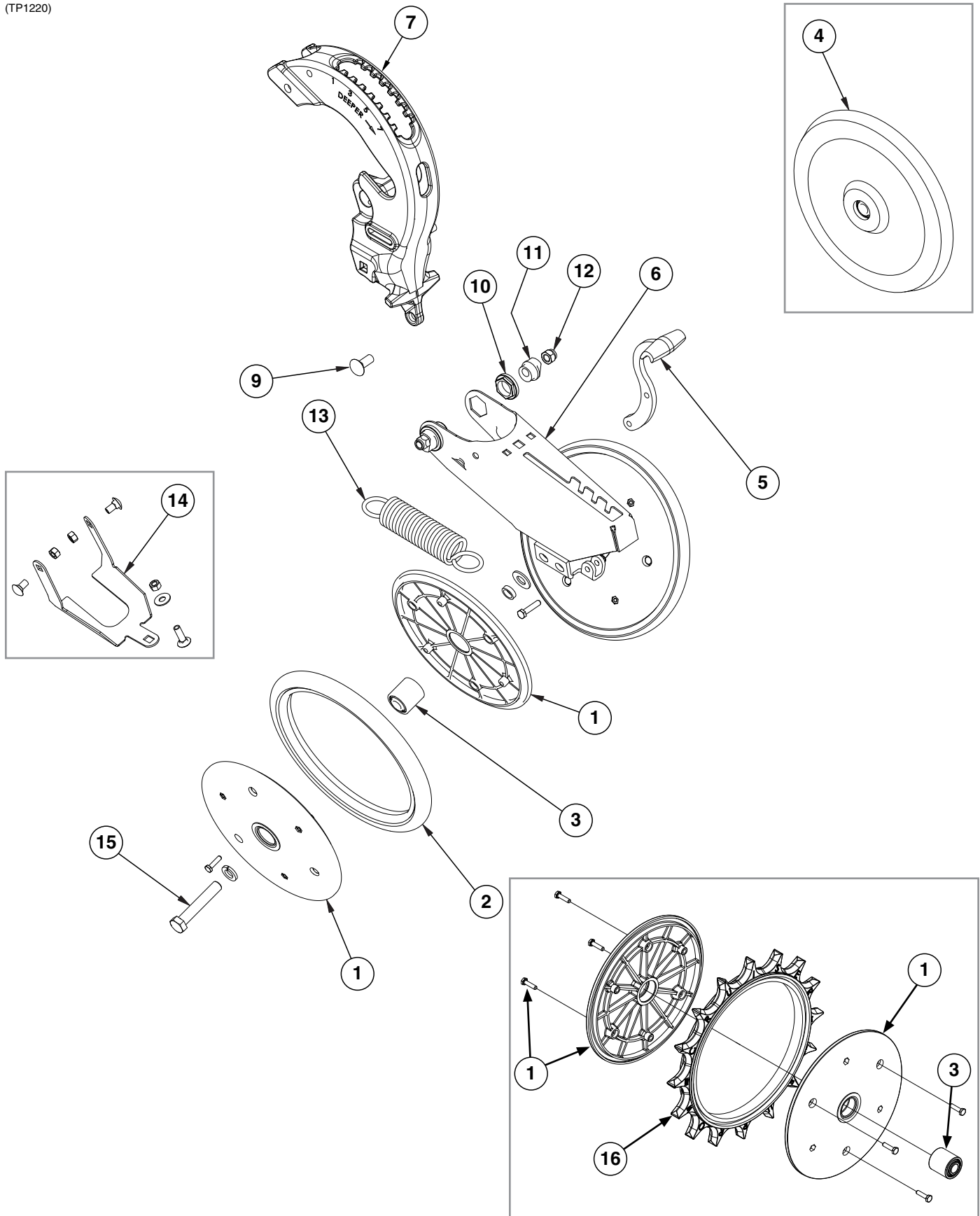
ITEM	PART NO.	QTY.	DESCRIPTION
1	GB0753	1	Seed Hopper, 1.9 Bushel
	GB0754	-	Seed Hopper, 3.0 Bushel
2	GA17453	1	Hopper Lid, 1.9 Bushel
	GA17754	-	Hopper Lid, 3.0 Bushel
3	GA24874	1	Mini-Hopper, Vacuum Seed Metering
	GD12561	-	Threaded Insert, 5/16"-18
4	G11584	12	Torx Pan Head Tapping Screw, No. 12-16 x 1 1/4"
5	G11527	4	Torx Pan Head Tapping Screw, No. 10-16 x 1 1/4" (3.0 Bushel Only)
6	GD24708	1	Strap (3.0 Bushel Only)

(A18243)



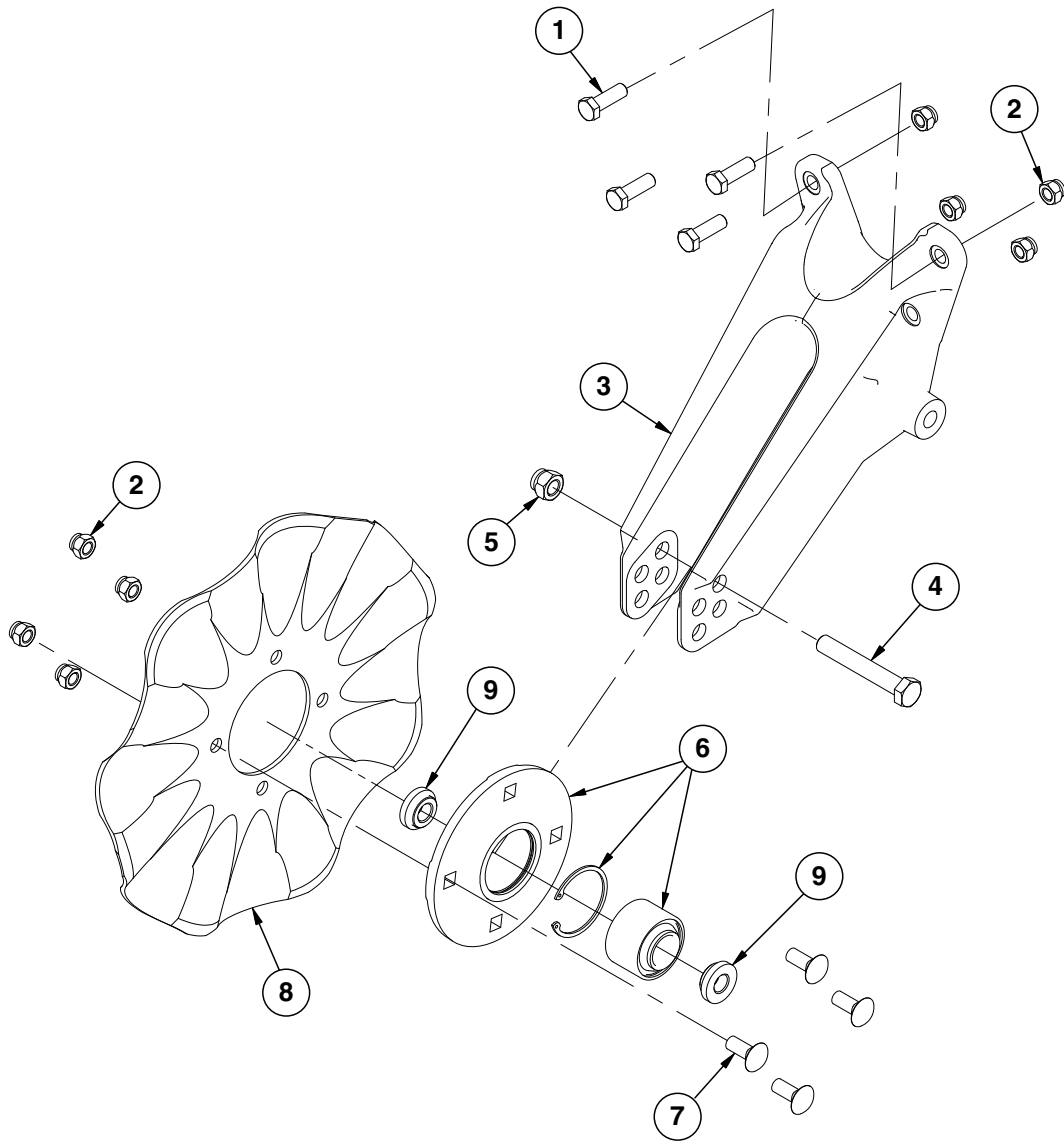
ITEM	PART NO.	QTY.	DESCRIPTION
1	GA17773	1	Mini-Hopper Assembly, Vacuum Seed Metering
	GD12561	2	Threaded Insert, 5/16"-18
2	GB0755	1	Mini-Hopper Lid
3	GB0695	1	Inlet
4	GB0696	1	Discharge

(TP1220)



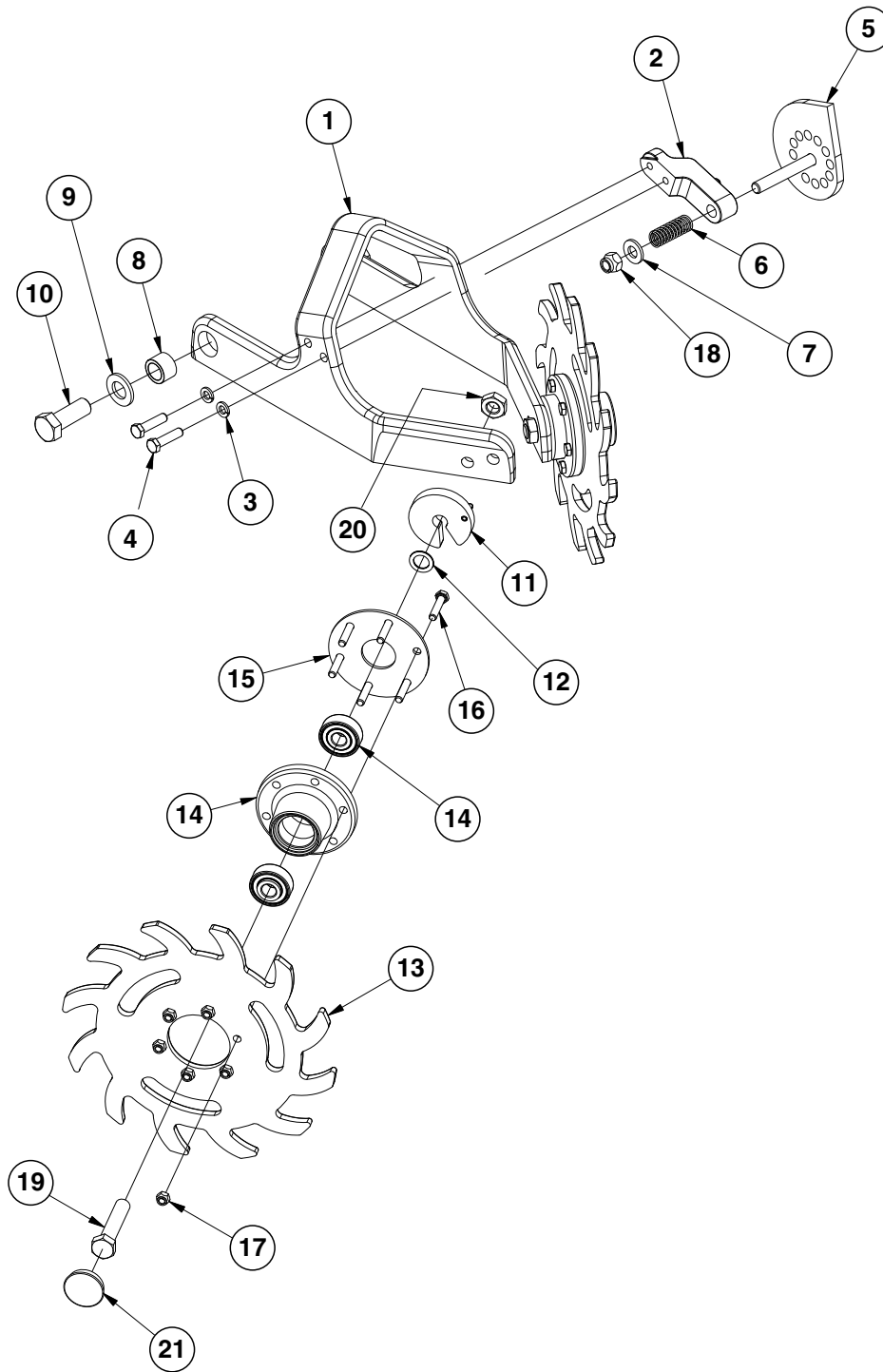
ITEM	PART NO.	QTY. (Per Row)	DESCRIPTION
1	GD9120	4	Nylon Half Wheel
	G10064	12	Hex Head Cap Screw, 1/4"-20 x 1"
2	GD1085	2	Rubber Tire, 1" x 12"
3	GA6171	2	Bearing
4	GA6597	1	Cast Iron Closing Wheel W/Bearing
	GA6171	1	Bearing
5	GB0254	1	Lever
	G10133	1	Hex Head Cap Screw, 5/16"-18 x 1 1/2"
	G10109	1	Lock Nut, 5/16"-18, Grade 8
6	GA15197	1	Arm
7	---	-	See "Shank Assembly, Seed Tube, and Depth Adjustment" on page P3
8	---	-	---
9	G10747	2	Carriage Bolt, 1/2"-13 x 2"
10	GB0282	2	Stepped Bushing
11	GB0239	2	Eccentric Bushing
12	G10111	2	Lock Nut, 1/2"-13
13	GD8460	1	Spring
14	G1K345	-	Closing Wheel Shield Kit W/Hardware and Instruction
	GD14065	1	Closing Wheel Shield
	G10599	1	Carriage Bolt, 3/8"-16 x 1 1/4"
	G10308	2	Carriage Bolt, 3/8"-16 x 3/4"
	G10101	3	Hex Nut, 3/8"-16
15	G10013	2	Hex Head Cap Screw, 5/8"-11 x 3 1/2"
	G11391	2	Flat Washer, 5/8" SAE
	GD1109	2	Bushing, 4 1/64" I.D. x 7/8" O.D. x 1/4" Long
	G10230	2	Lock Washer, 5/8"
	G10107	2	Lock Nut, 5/8"-11
16	GD31353MPP	2	Spiked Wheel Insert (Package of 2)
A	GA6434	-	Rubber Closing Wheel Complete W/Bearing (Items 1-3)
B	GA22165	-	Spiked Closing Wheel Complete W/Bearing (Items 1, 3, and 16)

(IP1464)



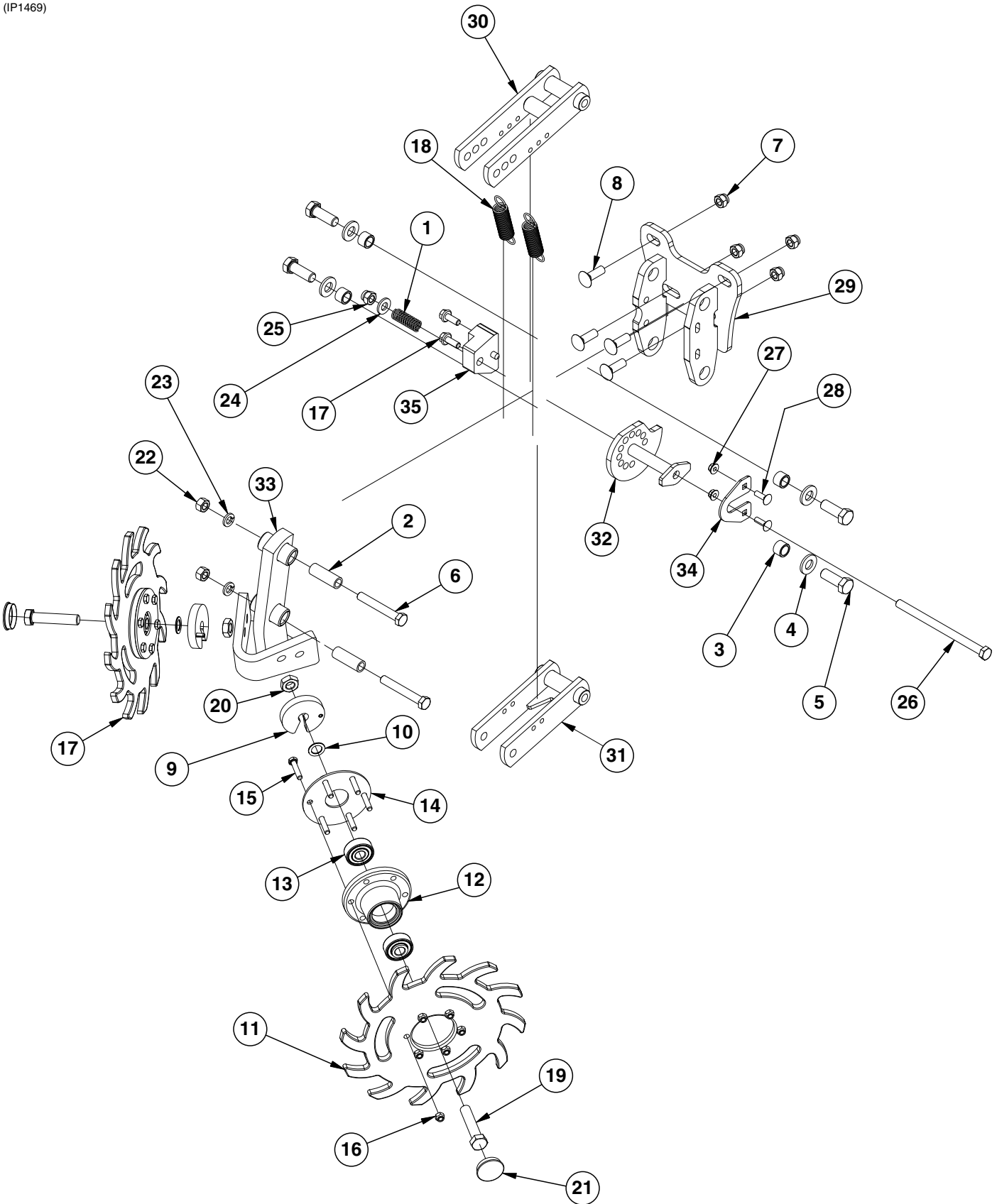
ITEM	PART NO.	QTY. (Per Row)	DESCRIPTION
1	G10039	4	Hex Head Cap Screw, ½"-13 x 1¾"
2	G10111	8	Lock Nut, ½"-13
3	GD25519	1	No-Till Coulter Arm
4	G10036	1	Hex Head Cap Screw, ⅝"-11 x 4"
5	G10107	1	Lock Nut, ⅝"-11
6	GA8641	1	Hub W/Bearing and Retaining Ring
	GA8603	1	Bearing, Double Row
	GD11652	1	Retaining Ring, 2⅞"
7	G10574	4	Carriage Bolt, ½"-13 x 1¼"
8	GD7803	1	Disc Blade, Fluted, 1", 8 Flutes (shown)
	GD7804	-	Disc Blade, Bubbled, 1"
	GD9254	-	Disc Blade, Fluted, ¾", 13 Flutes
9	GD11677	2	Adapter
A	GA8641	-	Hub W/Bearing and Retaining Ring (Includes Items 6-8)

(IP1468)

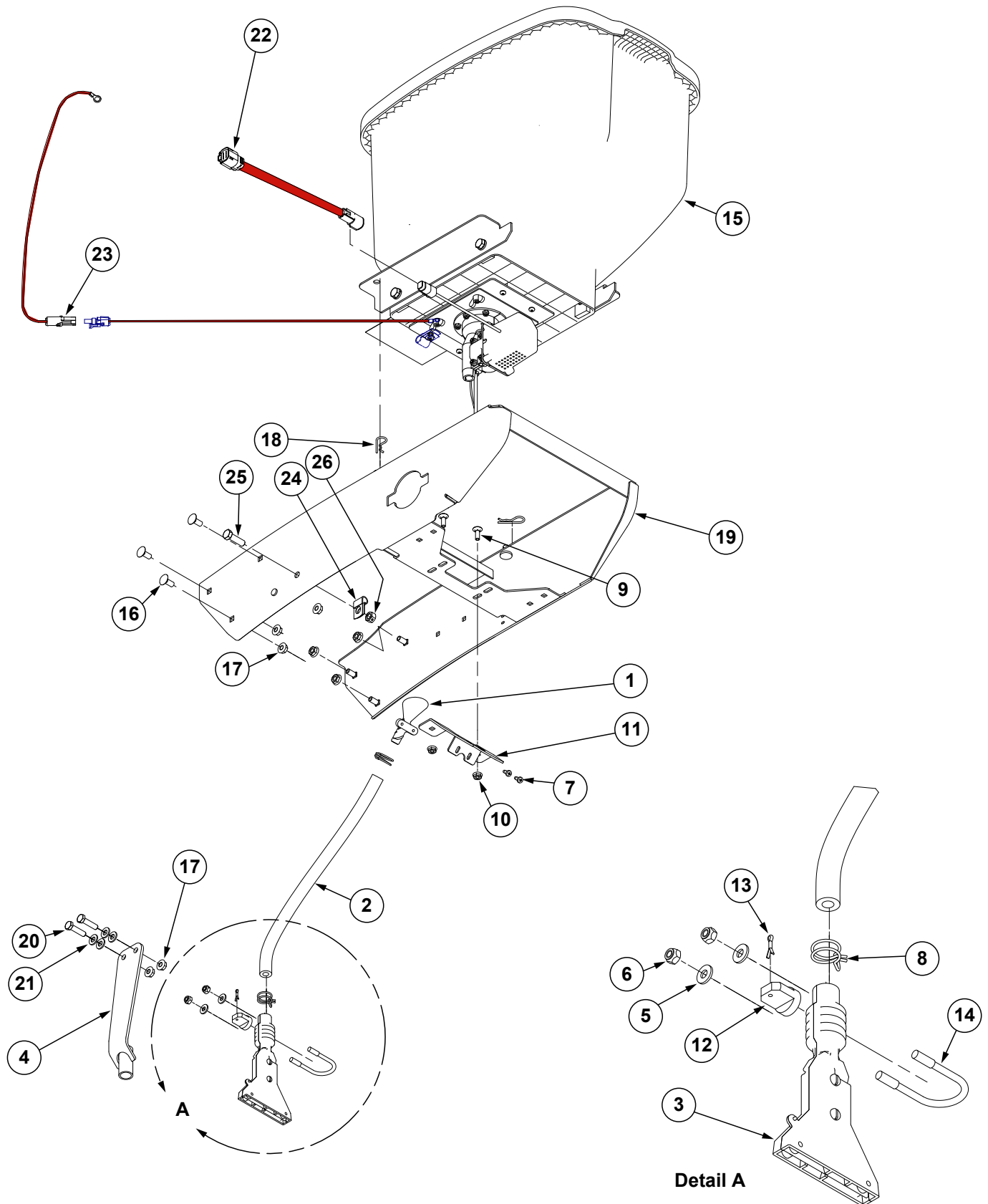


ITEM	PART NO.	QTY. (Per Row)	DESCRIPTION
1	GB0464	1	Residue Wheel Mount
2	GD26973	1	Cam Locking Pin
3	G10229	2	Lock Washer, 3/8"
4	G10004	2	Hex Head Cap Screw, 3/8"-16 x 1 1/4"
5	GA27038	1	Row Cleaner Cam
6	GD10519	1	Spring
7	G11389	1	Flat Washer, 1/2" Plated SAE
8	GB0383	2	Bushing, 1 1/8" O.D. x 25/32" I.D. x 3/4" Long
9	G11392	2	Flat Washer, 3/4" SAE
10	G10026	2	Hex Head Cap Screw, 3/4"-10 x 2"
11	GA8760	2	Weed Guard W/Spring Pin
	G10765	-	Spring Pin, 1/4" x 1"
12	GD30725	4	Machine Bushing, 5/8" (.030" Thick)
13	GB0387	2	Wheel, 12 Tine, 3/8" x 12"
14	GA5654	2	Hub W/Bearings
	GA2014	-	Bearing
15	GD9724	2	Backing Plate
16	G10133	12	Hex Head Cap Screw, 5/16"-18 x 1 1/2"
17	G10109	12	Lock Nut, 5/16"-18, Grade 8
18	G10974	1	Lock Nut W/Nylon Insert, 1/2"-13
19	G10010	2	Hex Head Cap Screw, 5/8"-11 x 3"
20	G10503	2	Hex Jam Nut, 5/8"-11, Grade 2
21	GD1132	2	Dust Cap
A	GA12235	-	L.H. Residue Wheel (Items 13-17)
B	GA12236	-	R.H. Residue Wheel (Items 13-17)

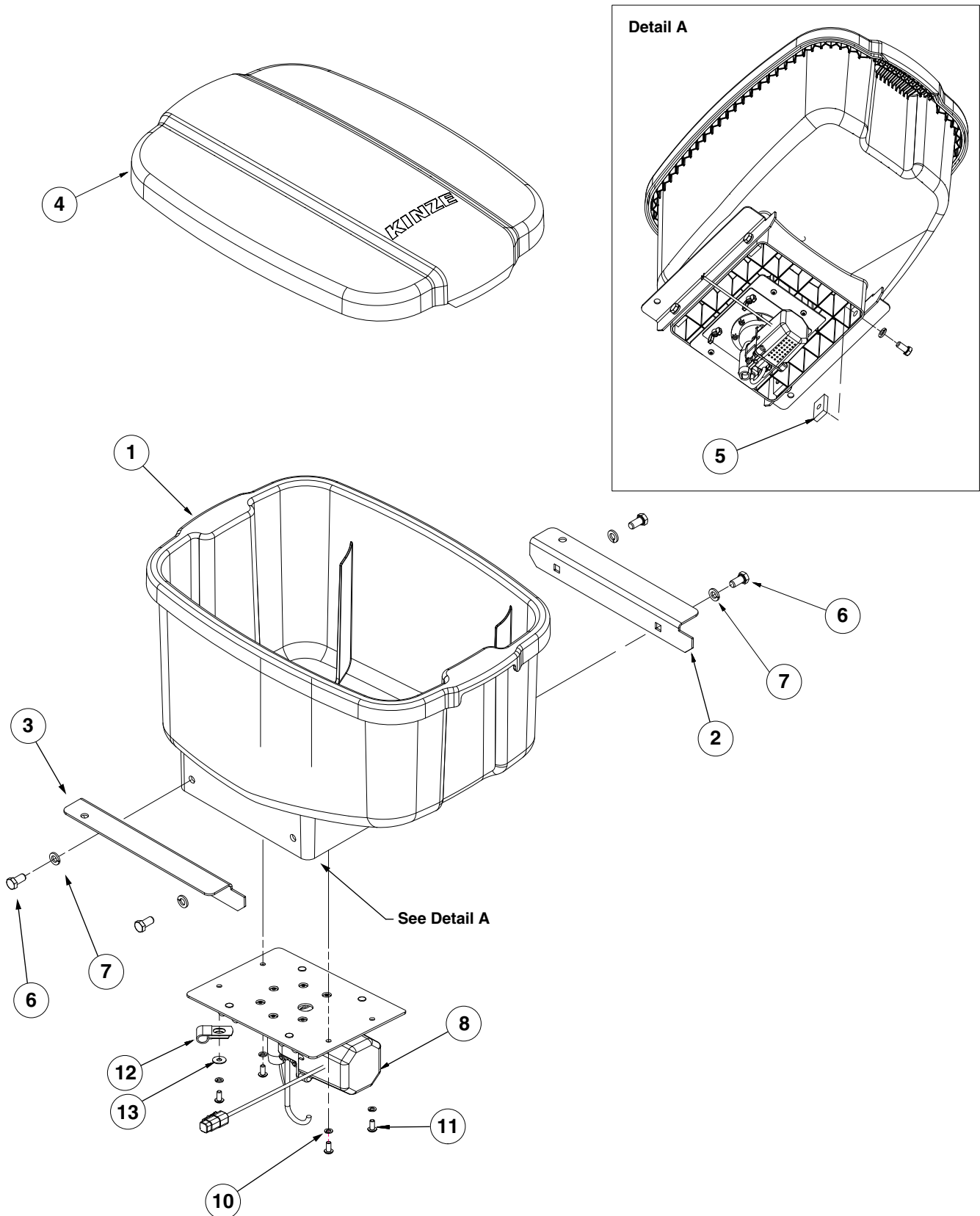
(IP1469)



ITEM	PART NO.	QTY. (Per Row)	DESCRIPTION
1	GD10519	1	Spring
2	GD9720	2	Spacer, 1/2" x 2 3/16" Long
3	GB0218	4	Bushing, 2 1/32" I.D. x 7/8" O.D. x 1 9/32" Long
4	G11391	4	Flat Washer, 5/8" SAE
5	GD28420	4	Hex Head Cap Screw, 5/8"-11 x 1 3/4", Grade 5
6	G10033	2	Hex Head Cap Screw, 1/2"-13 x 3 1/2"
7	G10111	4	Lock Nut, 1/2"-13
8	G10636	4	Carriage Bolt, 1/2"-13 x 1 1/2"
9	GA8760	2	Weed Guard W/Spring Pin
	G10765	-	Spring Pin, 1/4" x 1"
10	GD30725	4	Machine Bushing, 5/8" (.030" Thick)
11	GB0387	2	Wheel, 12 Tine, 3/8" x 12"
12	GA5654	2	Hub W/Bearings (Includes Item 13)
13	GA2014	2	Bearing
14	GD9724	2	Backing Plate
15	G10133	12	Hex Head Cap Screw, 5/16"-18 x 1 1/2"
16	G10109	12	Lock Nut, 5/16"-18, Grade 8
17	G11124	2	Hex Serrated Flange Cap Screw, 3/8"-16 x 1"
18	GD5857	2	Spring
19	G10010	2	Hex Head Cap Screw, 5/8"-11 x 3"
20	G10503	2	Hex Jam Nut, 5/8"-11, Grade 2
21	GD1132	2	Dust Cap
22	G10102	2	Hex Nut, 1/2"-13
23	G10228	2	Lock Washer, 1/2"
24	G11389	1	Flat Washer, 1/2" Plated SAE
25	G10974	1	Lock Nut W/Nylon Insert, 1/2"-13
26	G11109	1	Hex Head Cap Screw, 1/2"-13 x 7 1/2"
27	G10620	2	Serrated Flange Nut, 5/16"-18
28	G10303	2	Carriage Bolt, 5/16"-18 x 1"
29	GA18099	1	Mount
30	GA18100	1	Upper Link
31	GA18101	1	Lower Link
32	GA18102	1	Cam
33	GA20103	1	Wheel Mount
34	GD26262	1	Cam Mount Plate
35	GA18098	1	Cam Mount Block
A	GA12235	-	L.H. Residue Wheel (Items 11-12 and 14-16)
B	GA12236	-	R.H. Residue Wheel (Items 11-12 and 14-16)

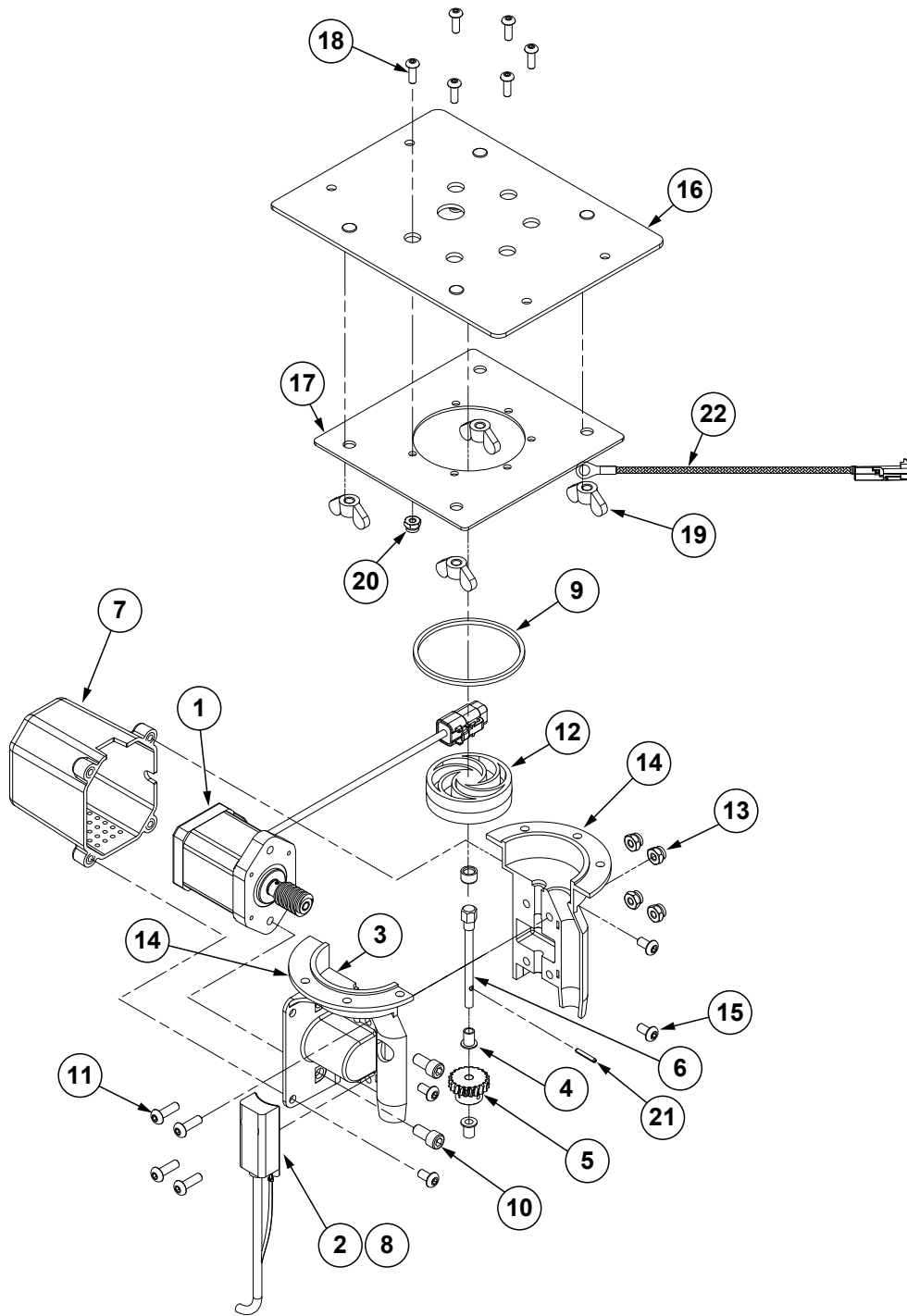


ITEM	PART NO.	QTY. (Per Row)	DESCRIPTION
1	GD29493	1	Funnel
2	GD2947	1	Hose, 7/16" x 28"
3	GA7270	1	Slope-Compensating Bander W/Hardware (4 1/2" Band Width) (Subs to GA6907)
	G10864	1	Uni-Clamp (Included W/GA7270)
	G10757	2	Pan Head Screw, No. 10-32 x 1 1/4" (Included W/GA7270)
	G10758	2	Hex Nut, No. 10-32 (Included W/GA7270)
4	GA18050	1	In-Furrow Bracket
5	G11385	2	Flat Washer, 1/4" SAE
6	G10110	2	Lock Nut, 1/4"-20, Grade B
7	G10966	2	Phillips Head Self-Tapping Screw, No. 10 x 1/2"
8	G11209	2	Wire Hose Clamp, 3/4"
9	G10310	2	Carriage Bolt, 1/4"-20 x 3/4", Grade 2
10	G10621	2	Serrated Flange Nut, 1/4"-20
11	GD26803	1	Bracket
12	GD26804	1	Bander Spacer
13	G10099	1	Cotter Pin, 3/32" x 1/2"
14	GD26572	1	U-Bolt, 1 3/8" x 1/4"-20
15	---	1	See "Granular Chemical Hopper" on page P29
16	G10312	6	Carriage Bolt, 5/16"-18 x 3/4"
17	G10620	8	Serrated Flange Nut, 5/16"-18
18	G10670	2	Hair Pin Clip, No. 3
19	GA18536	1	Hopper Panel Extension (Non-Stock Item)
20	G10171	2	Hex Head Cap Screw, 5/16"-18 x 1 1/4"
21	G11386	4	Flat Washer, 5/16" SAE
22	GA22522	1	Insecticide Harness
23	GA20712	1	Row Unit ESD Drain Harness
24	GD6291	1	Insulated Clamp, 3/8"
25	G10004	1	Hex Head Cap Screw, 3/8"-16 x 1 1/4"
26	G10108	1	Lock Nut, 3/8"-16



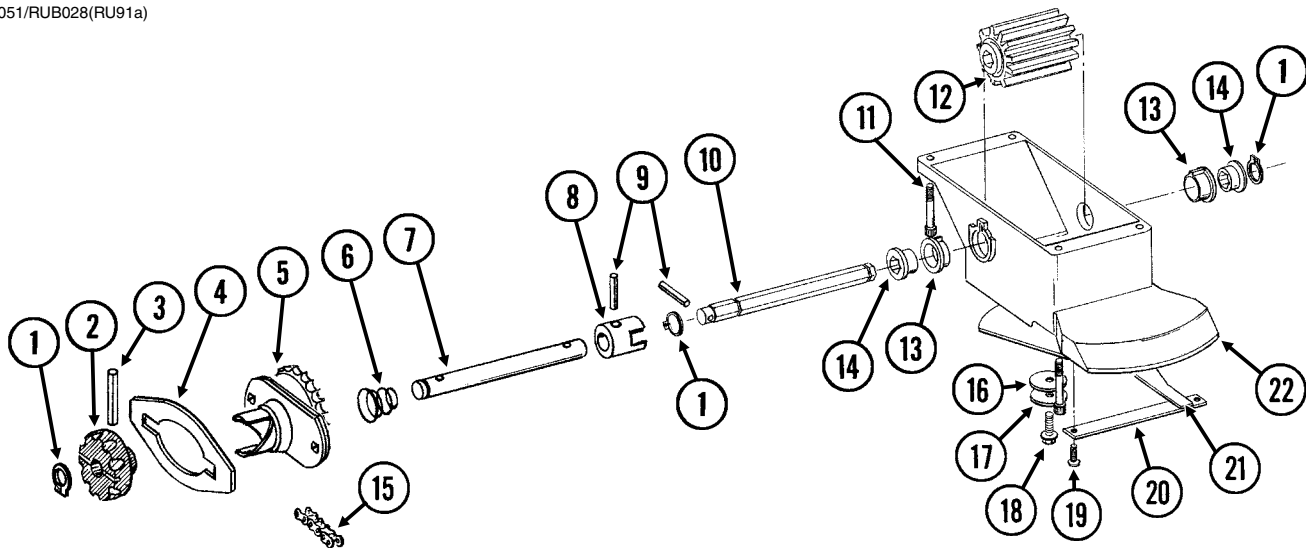
ITEM	PART NO.	QTY. (Per Row)	DESCRIPTION
1	GA17775	1	Chemical Hopper
2	GD23802	1	R.H. Hopper Support
3	GD23803	1	L.H. Hopper Support
4	GA17454	1	Hopper Lid
5	GD11424	4	Block
6	G10002	4	Hex Head Cap Screw, 3/8"-16 x 3/4"
7	G10229	4	Lock Washer, 3/8"
10	G10257	4	Lock Washer, No. 10
9	G11793	-	Hex Socket Head Cap Screw, No. 10-24 x 7/8"
8	GA15475	1	See "Blue Drive Insecticide Meter" on page P36
11	G11281	4	Hex Button Head Cap Screw, 10-24 x 1/2"
12	GD6291	1	Insulated Clamp, 3/8"
13	G10243	1	Washer, No. 10 SAE

(A15475)



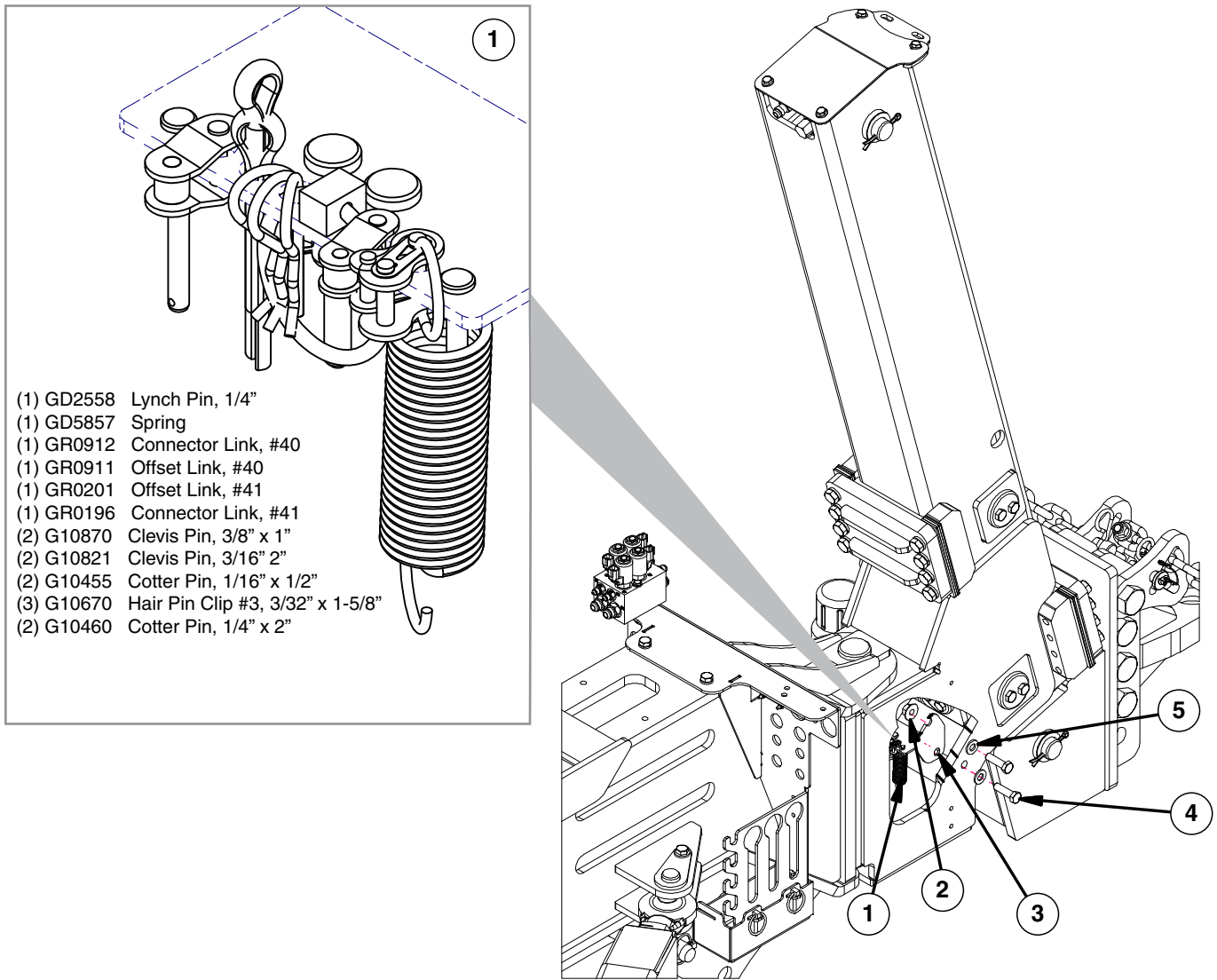
ITEM	PART NO.	QTY. (Per Row)	DESCRIPTION
1	GA15473	1	Step Motor, 3.5 AMP
2	GA24364	1	Flow Sensor
3	GD22695	1	Bearing Sleeve, 3/8" O.D. x 1/4" I.D. x 1/4"
4	GD22696	2	Flange Bearing, 1/4" O.D. x 3/16" I.D. x 3/8"
5	GD29492	1	Gear
6	GD29491	1	Drive Shaft
7	GB0577	1	Motor Cover
8	---	-	---
9	GD28515	1	O-Ring
10	G10260	2	Hex Socket Head Cap Screw, 1/4"-20 x 1/2"
11	G11447	4	Hex Button Head Cap Screw, #10-24 x 5/8"
12	GB0579	1	Insecticide Impeller
13	G11445	4	Hex Locknut, #10-24
14	GA18195	1	Insecticide Housing
15	G10261	4	Hex Button Head Cap Screw, #10-32 x 3/8"
16	GA18814	1	Insecticide Mount
17	GD27021	1	Submount Plate
18	GR1292	6	Hex Socket Button Head Cap Screw, No. 8-32 x 1/2"
19	G10531	4	Wing Nut W/Nylon Insert, 1/4"-20
20	G11202	6	Lock Nut W/Nylon Insert, No. 8-32, Stainless Steel
21	G11687	1	Spring Slot Pin
22	GA20710	1	Granular Chemical Motor ESD Drain Harness

RUA051/RUB028(RU91a)



ITEM	PART NO.	QTY. (Per Row)	DESCRIPTION
1	G10567	3	External Retaining Ring, 5/8"
2	GD11239	1	Knob
3	G10602	1	Spring Pin, 1/4" x 1 1/2"
4	---	-	See "Granular Chemical Hopper and Hopper Panel Extension" on page P31
5	GA8364	1	Sprocket And Bearing, Drive Clutch, 24 Tooth
6	GD11413	1	Spring
7	GD11240	1	Shaft
8	GB0278	1	Coupler
9	G10546	2	Spring Pin, 3/16" x 1 1/4"
10	GD11297	1	Shaft
11	G11793	4	Hex Socket Head Cap Screw, No. 10-24 x 7/8"
12	GD7148	1	Feed Roller, Hex Bore
13	GB0115	2	Bearing
14	GD7258	2	Hex Bushing
15	G3303-108	1	Chain, No. 41, 108 Pitch Including Connector Link (Vacuum)
	GR0196	1	Connector Link, No. 41
16	G10660	1	Wave Washer, 1/2"
17	G11385	1	Flat Washer, 1/4" SAE
18	G10570	1	Slotted Hex Self-Tapping Screw, 1/4"-20 x 3/4"
19	G11073	2	Slotted Hex Self-Tapping Screw, No. 10 x 3/8"
20	GD1061	1	Support Strap
21	GD1063	1	Metering Gate
22	GB0116	1	Granular Housing
A	GA8326	-	Granular Chemical Meter Complete (Items 1, 9, 10, 12-14, and 16-22)
B	GA8366	-	Granular Chemical Meter Clutch (Items 1-3 and 5-9)

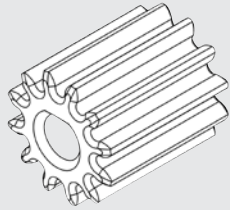
(A26602)




ITEM	PART NO.	QTY. (Per Row)	DESCRIPTION
1	GA26075	1	Spare Parts Kit
2	G10071	2	Serrated Flange Nut, 1/2"-13
3	G10252801	1	Rack
4	G10039	2	Hex Head Cap Screw, 1/2"-13 x 1 3/4"
5	G11389	2	Flat Washer, 1/2" Plated SAE



1



2

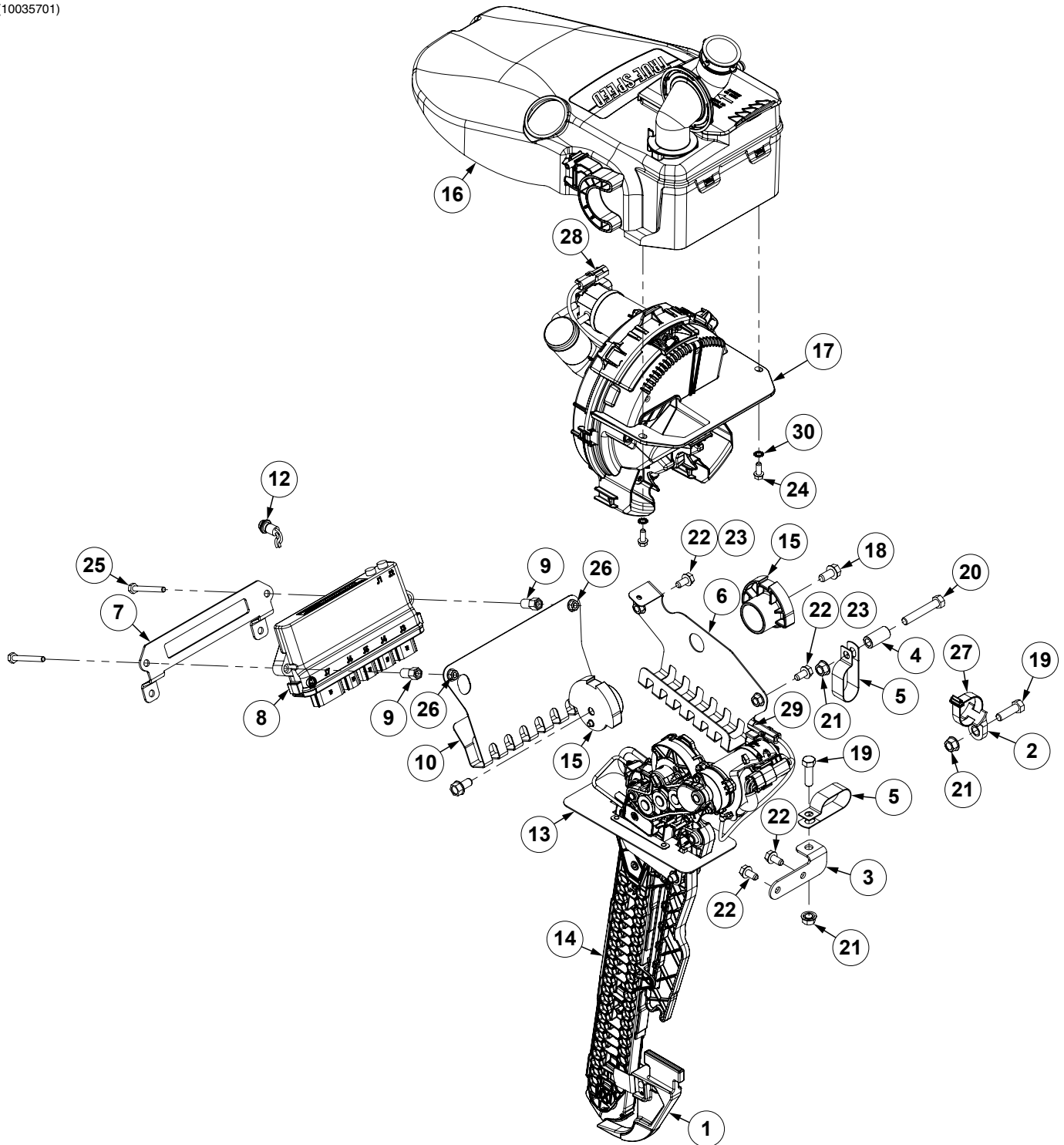


3

ITEM	PART NO.	QTY.	DESCRIPTION
1	G1K728	-	Seed Meter Stepper Motor Pinion Press Kit, Includes: (1) 1/2 Ton Arbor Press W/ Anvil, (1) Ring Puller W/Set Screw, (1) Instruction Sheet
2	GB1190	-	Pinion Motor Gear
3	G7100-614	-	Shaft Seal

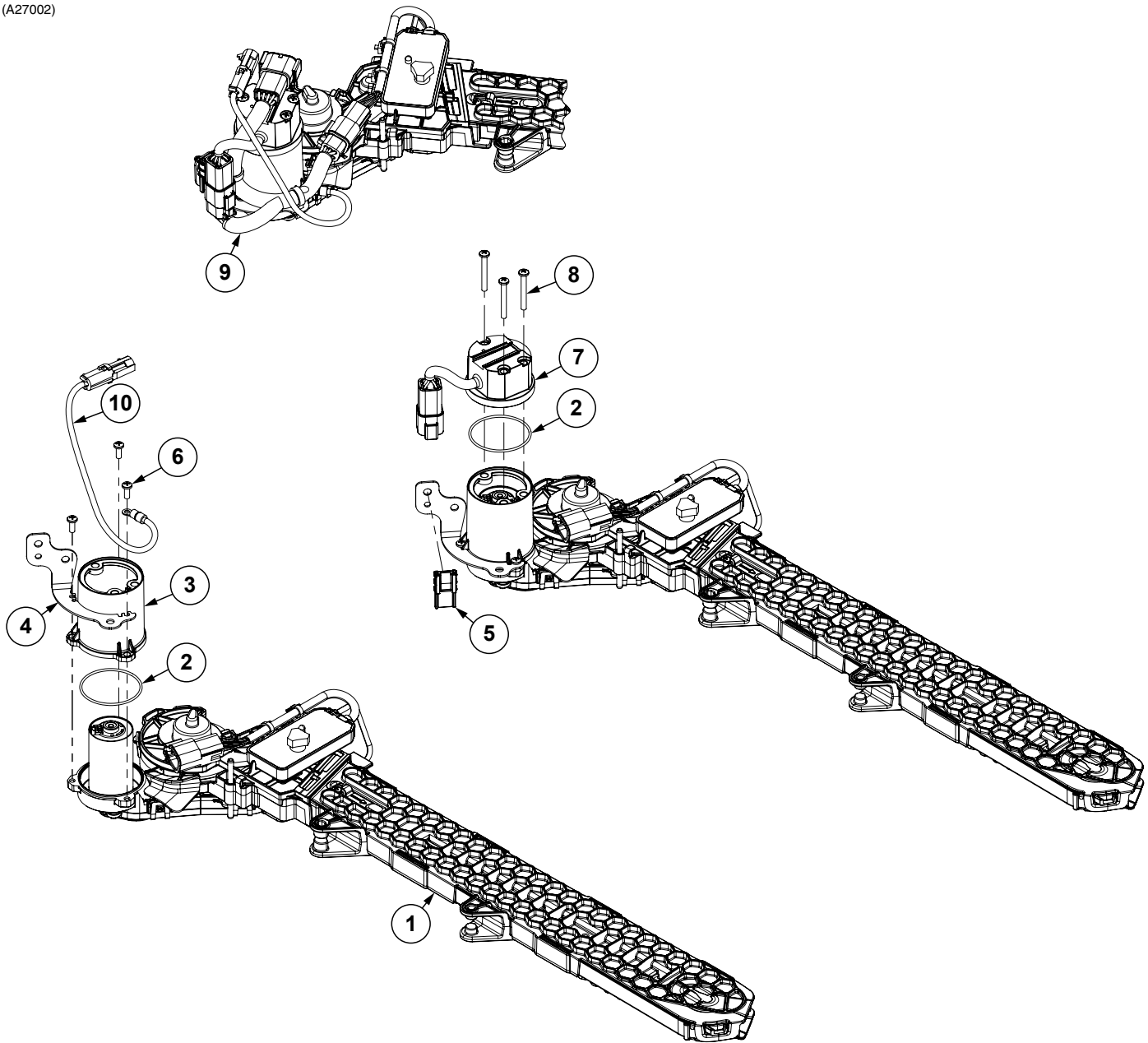
This page left blank intentionally.

(10035701)



ITEM	PART NO.	QTY.	DESCRIPTION
1	GA27024	1	Disc Opener Scraper
2	G10088301	1	Cable Tie Mount, 3/8"
3	G10080901	1	Wiring Hanger
4	GD2971-30	1	Sleeve, 5/8" O.D. x .385 I.D. x 1 1/4"
5	GD35449	2	Double Tube Clamp, 1"
6	G10083401	1	Wiring Hanger
7	G10084301	1	IPN Bracket, 4K Row Unit
8	GA25949	1	IPN Module Assembly
9	GD35609	2	Hex Standoff
10	G10085701	1	IPN Wire Shield, 4K Row Unit
11	---	-	---
12	GA15485	1	Button
13	GA27008	1	Seed Delivery Rail
	GD36951	-	Seed Delivery Spring (Included W/GA27008)
	G11996	-	Slotted Spring Pin, 3/16" x 2 1/4"
14	---	1	"See "True Speed Seed Delivery System W/Driver" on page P43
15	GB1272	2	Hopper Mount
16	---	1	"See "True Speed Mini-Hopper" on page P55
17	---	1	"See "True Speed Seed Meter" on page P49
18	G11123	2	Hex Serrated Flange Cap Screw, 3/8"-16 x 3/4"
19	G10004	2	Hex Head Cap Screw, 3/8"-16 x 1 1/4"
20	G10939	1	Hex Head Cap Screw, 3/8"-16 x 2 1/4"
21	G10622	3	Serrated Flange Nut, 3/8"-16
22	G11560	4	Hex Socket Flange Cap Screw, 5/16"-18 x 5/8", Grade 5
23	G10620	2	Serrated Flange Nut, 5/16"-18
24	G10960	2	Hex Non-Serrated Flange Cap Screw, 1/4"-20 x 5/8", Grade 5
25	G10265601	2	Hex Head Cap Screw, 1/4"-20 x 2 1/4", Grade 5
26	G10621	2	Serrated Flange Nut, 1/4"-20
27	G10176901	1	Cable Tie, 1/2" x 12" (Black)
28	G10213601	1	True Speed ESD Ground Strap Harness
29	G10213602	1	True Speed ESD Ground Strap Harness
30	G11249	2	External Tooth Washer, 1/4"

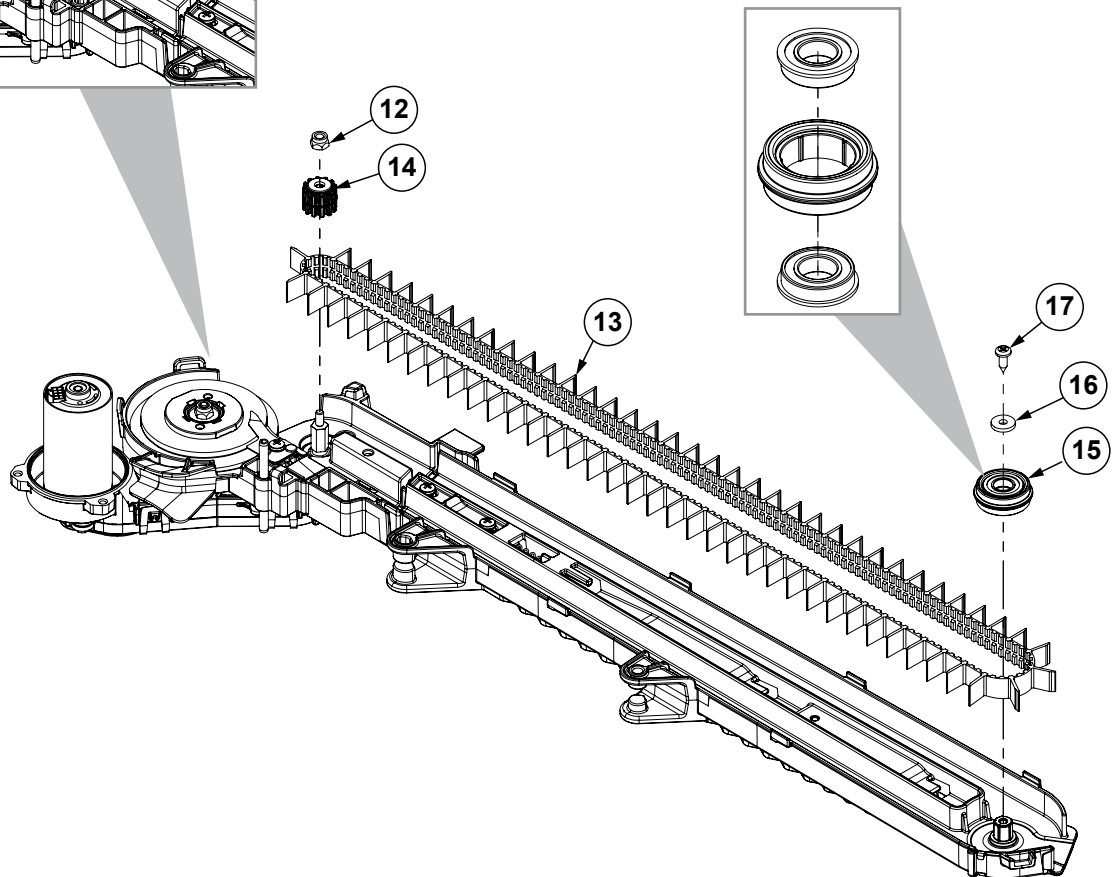
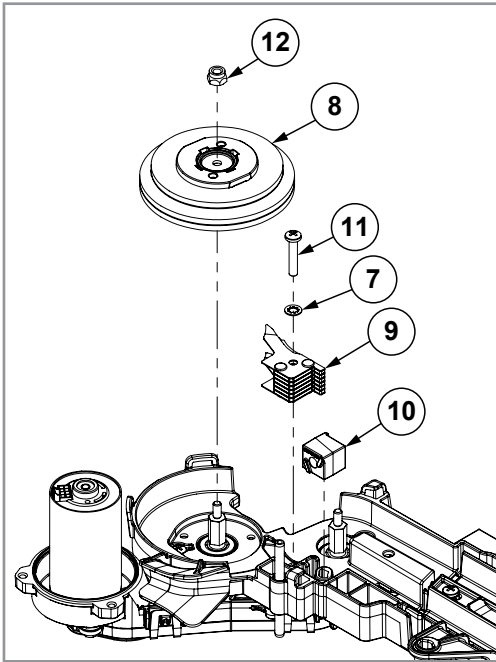
(A27002)



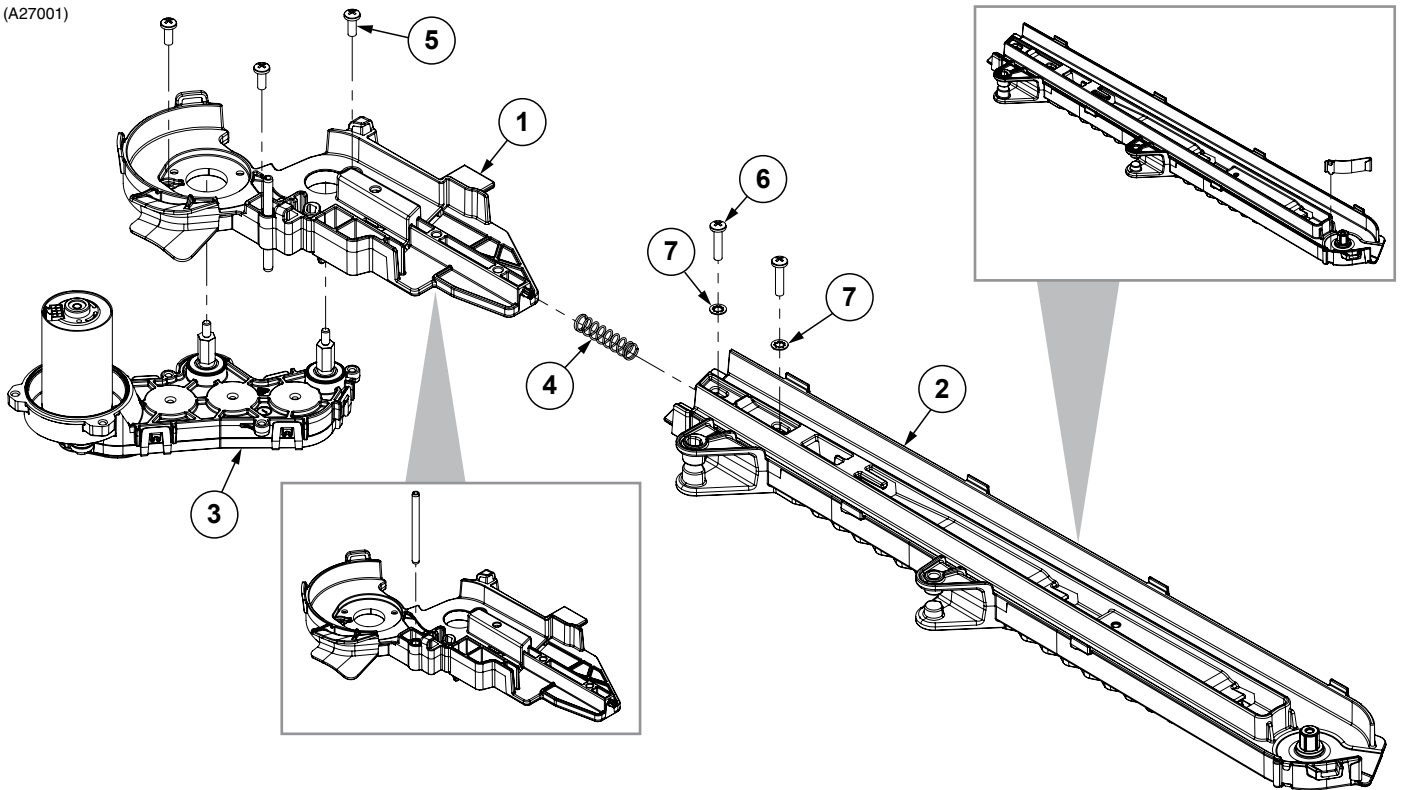
ITEM	PART NO.	QTY.	DESCRIPTION
1	GA27001	1	See "True Speed Seed Delivery System Assembly" on page P45
2	GB1291	2	O-Ring
3	GB1289	1	BLDC Cover Housing
4	GD36961	1	Harness Routing Bracket
5	GD26293		Attachment Clip
6	G11981		Phillips Pan Head Machine Screw, #8-32 x 1/2"
7	GA27018	1	Motor Driver Assembly
8	G11297	3	Phillips Pan Head Machine Screw #8-32 x 1 3/8", Stainless Steel
9	GA26980	1	True Speed Seed Tube
10	G10213502	1	True Speed ESD Ground Strap Harness

This page left blank intentionally.

(A27001)

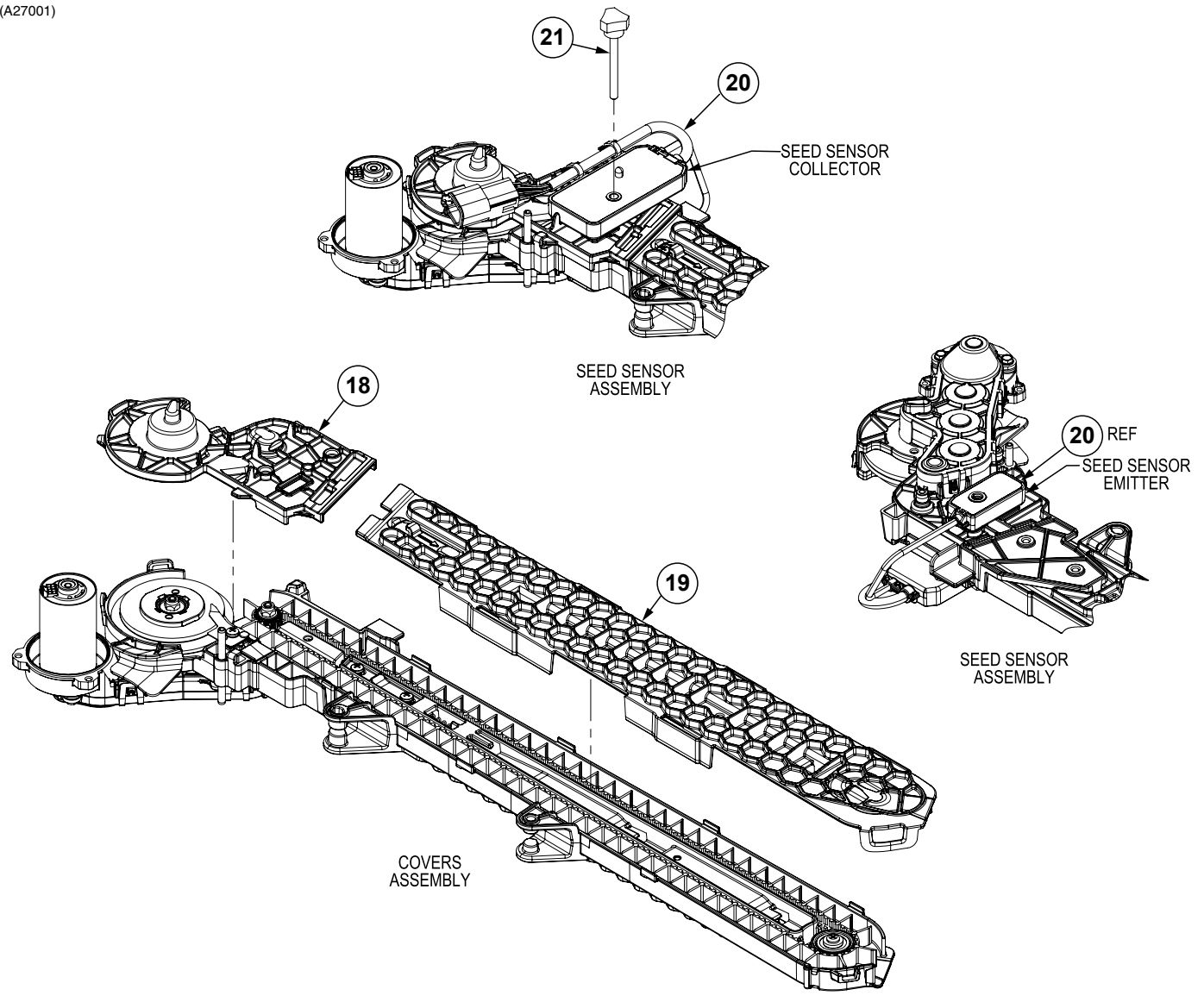


(A27001)



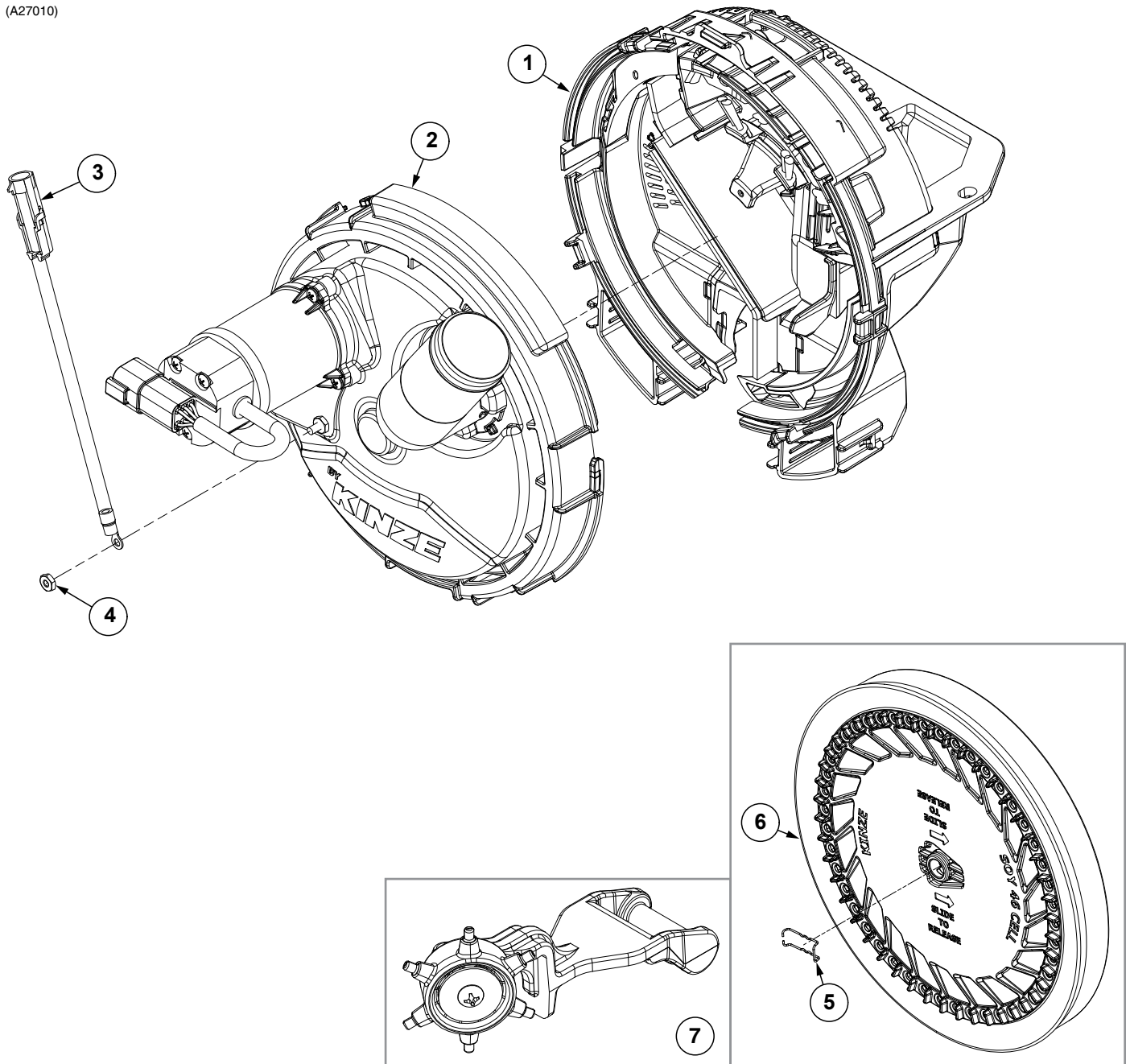
Continued on following pages.

(A27001)



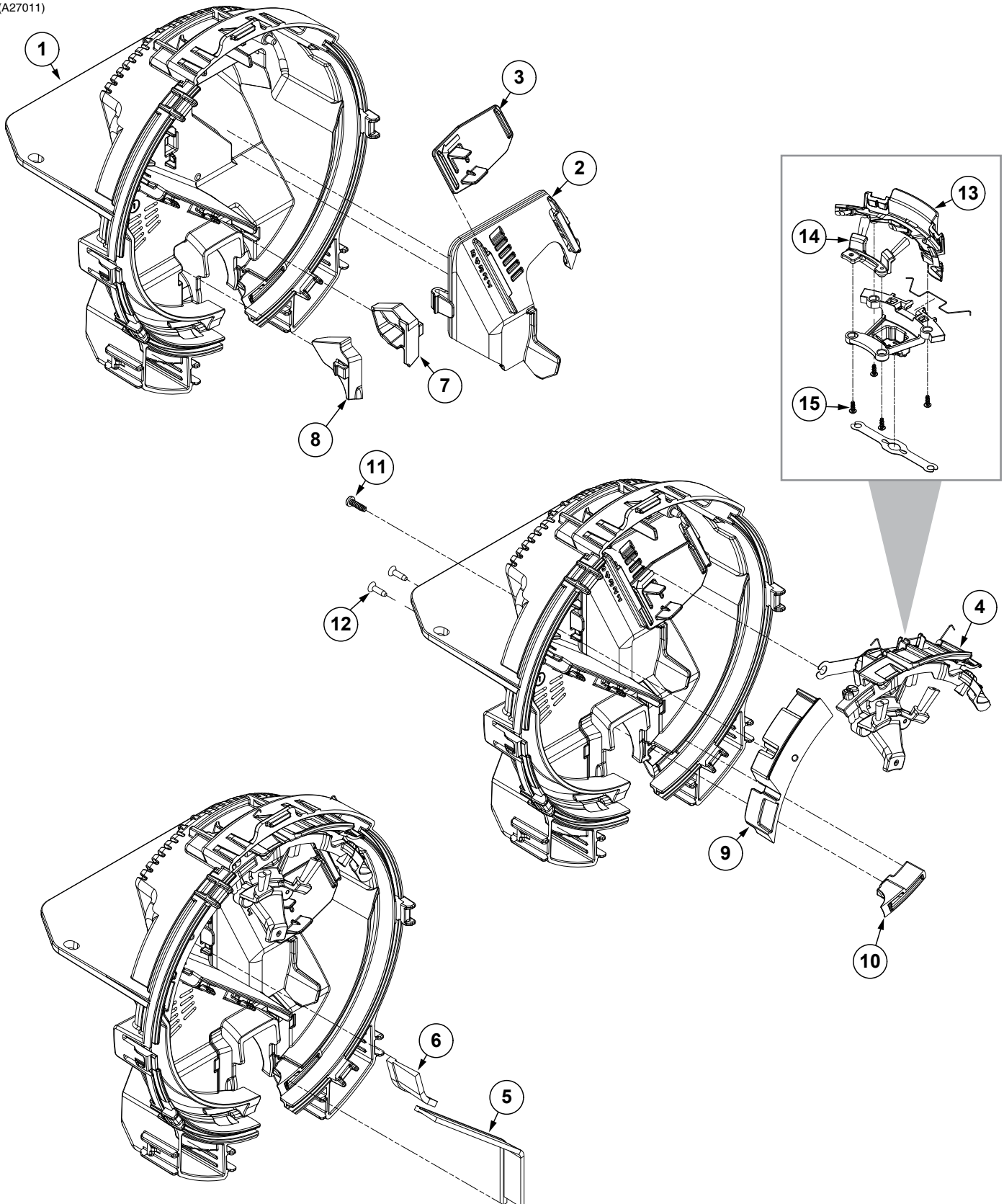
ITEM	PART NO.	QTY.	DESCRIPTION
1	GA27133	1	Seed Delivery Upper Housing Assembly
	G10208201	1	Seed Delivery Upper Housing (Included W/GA27133)
	G11996	1	Spring Slot Pin, 3/16" x 2-1/4" (Included W/GA27133)
2	GA27084	1	Seed Delivery Lower Housing Assembly
	GB1250	1	Seed Delivery Lower Housing (Included W/GA27084)
3	GA27006	1	Seed Delivery Gearcase Assembly
4	GD36938	1	Belt Tensioner Spring
5	G11986	3	Phillips Pan Head Machine Screw, No. 8-32 x 7/16"
6	G11067	2	Phillips Pan Head Machine Screw, No. 8-32 x 3/4", Stainless Steel
7	G11995	3	Internal Tooth Washer, No. 8, Stainless Steel
8	GA27005	1	Brush Wheel Assembly
9	GA27004	1	Stripper Wheel Comb Assembly
10	GB1257	1	Seed Relief Scrubber
11	G11982	1	Phillips Pan Head Machine Screw, No. 8-32 x 7/8", Stainless Steel
12	G11202	2	Lock Nut W/Nylon Insert, No. 8-32, Stainless Steel
13	GB1256	1	Seed Delivery Belt
14	GB1254	1	Belt Drive Sprocket
15	GA27134	1	Seed Delivery Idler Pulley Assembly
	GB1255	1	Seed Deliver Idler Pulley (Included W/GA27134)
16	G11983	1	Flat Washer, No. 8
17	G11578	1	Phillips Pan Head Tapping Screw, No. 8-18 x 1/2"
18	G10208301	1	Seed Delivery Upper Cover
19	GB1251	1	Seed Delivery Lower Cover
20	GA27003	1	Seed Sensor Assembly
21	G10230701	1	Hex Socket Head Cap Screw, No. 10-24
	G10060301	1	Knob, No. 10
A	GA27001	1	Seed Delivery System Assembly, Items 1-21

(A27010)



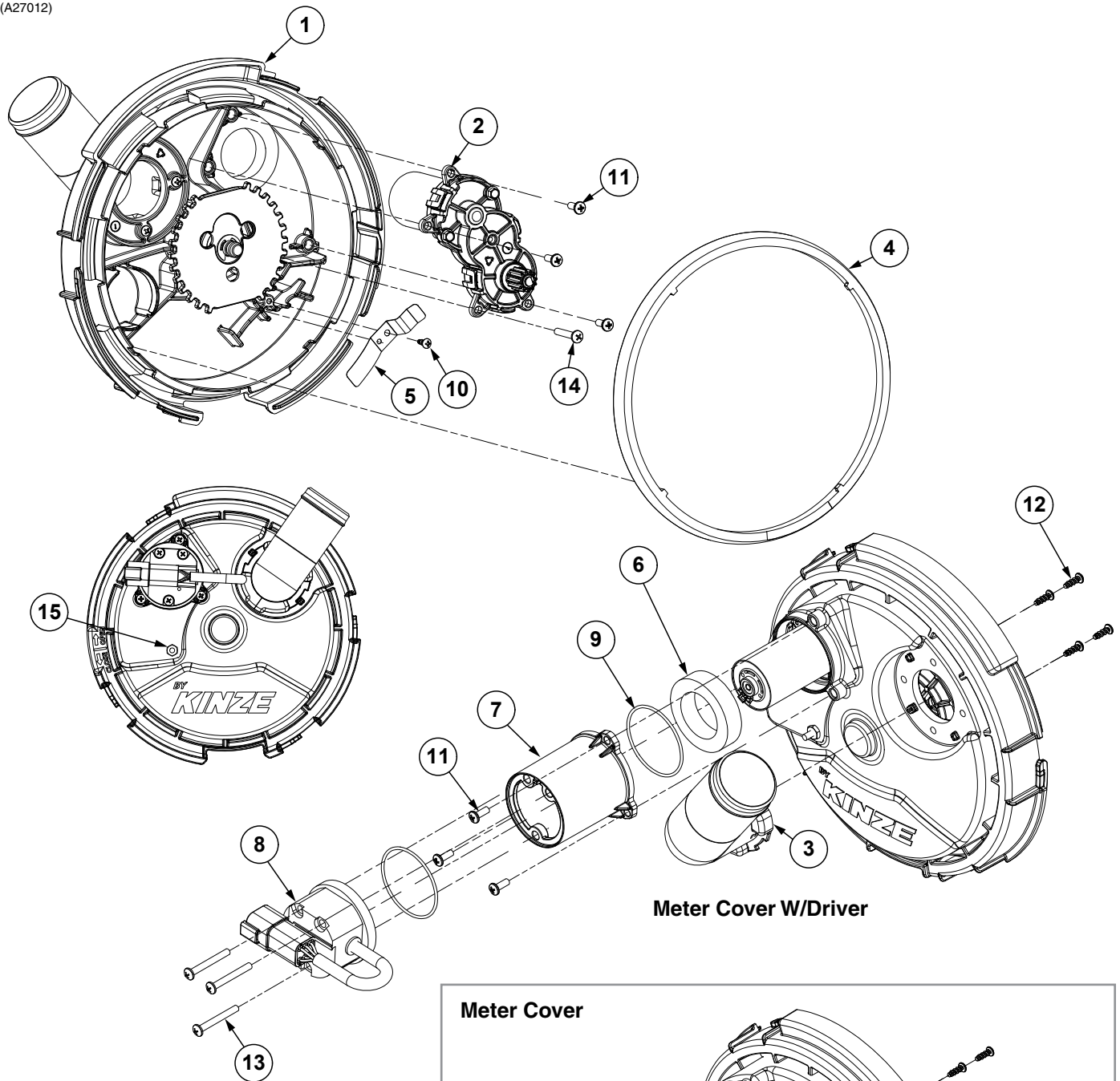
ITEM	PART NO.	QTY.	DESCRIPTION
1	---	1	See "True Speed Meter Housing" on page P51
2	---	1	See "True Speed Meter Cover" on page P53
3	G10213501	1	Only applicable W/True Speed Meter W/Driver
4	G10928	1	Only applicable W/True Speed Meter W/Driver
5	GD36958	1	Seed Disc Retention Clip (Included W/Item 6)
6	G10455X	-	Seed Disc, Corn, 32 Cell (Light Blue Color-Coded) and Ejector Assembly
	G10457X	-	Seed Disc, Soybean, 46 Cell (Black Color-Coded) and Ejector Assembly
	G10456X	-	Seed Disc, Soybean, 92 Cell (Black Color-Coded) and Ejector Assembly
7	G10177501	-	Ejector Assembly, 32 Cell Corn (Included W/G10455X)
	G10177701	-	Ejector Assembly, 46 Cell Soybean (Included W/G10457X)
	G10177601	-	Ejector Assembly, 92 Cell Soybean (Included W/G10456X)
A	GA27010	1	True Speed Meter W/Driver Assembly, Items 1-4
B	GA27027	1	True Speed Meter Assembly, Items 1-2

(A27011)

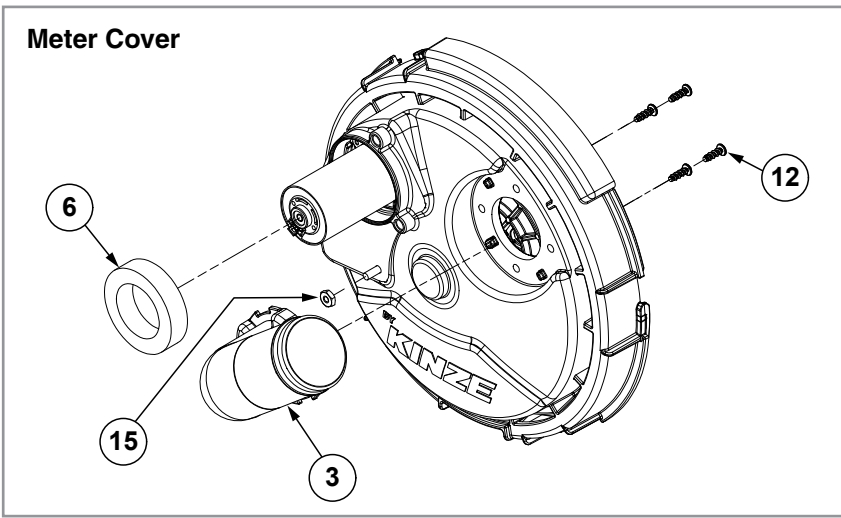


ITEM	PART NO.	QTY.	DESCRIPTION
1	G10208401	1	Meter Housing
2	GB1275	1	Meter Baffle
3	GB1276	1	Door Baffle
4	GA27013	1	Singulator Assembly (Includes Items 13-14)
5	GD36954	1	Meter Wall Brush, Small
6	GD36953	1	Meter Wall Brush, Large
7	GB1307	1	Meter Housing Plug
8	GB1306	1	Meter Housing Plug
9	G10153101	1	Upper Seed Relief Insert
10	G10156901	1	Lower Seed Relief Insert
11	G11556	1	Phillips Pan Head Tapping Screw, 6-19 x 1/2"
12	G10181201	3	Phillips Pan Head Tapping Screw, No. 6-19 x 1/2"
13	GA27015	1	Outer Singulator Brush (Included W/Item 4)
14	GA27014	1	Inner Singulator Brush (Included W/Item 4)
15	G11619	4	Phillips Pan Head Tapping Screw, No. 6-19 x 3/8"

(A27012)

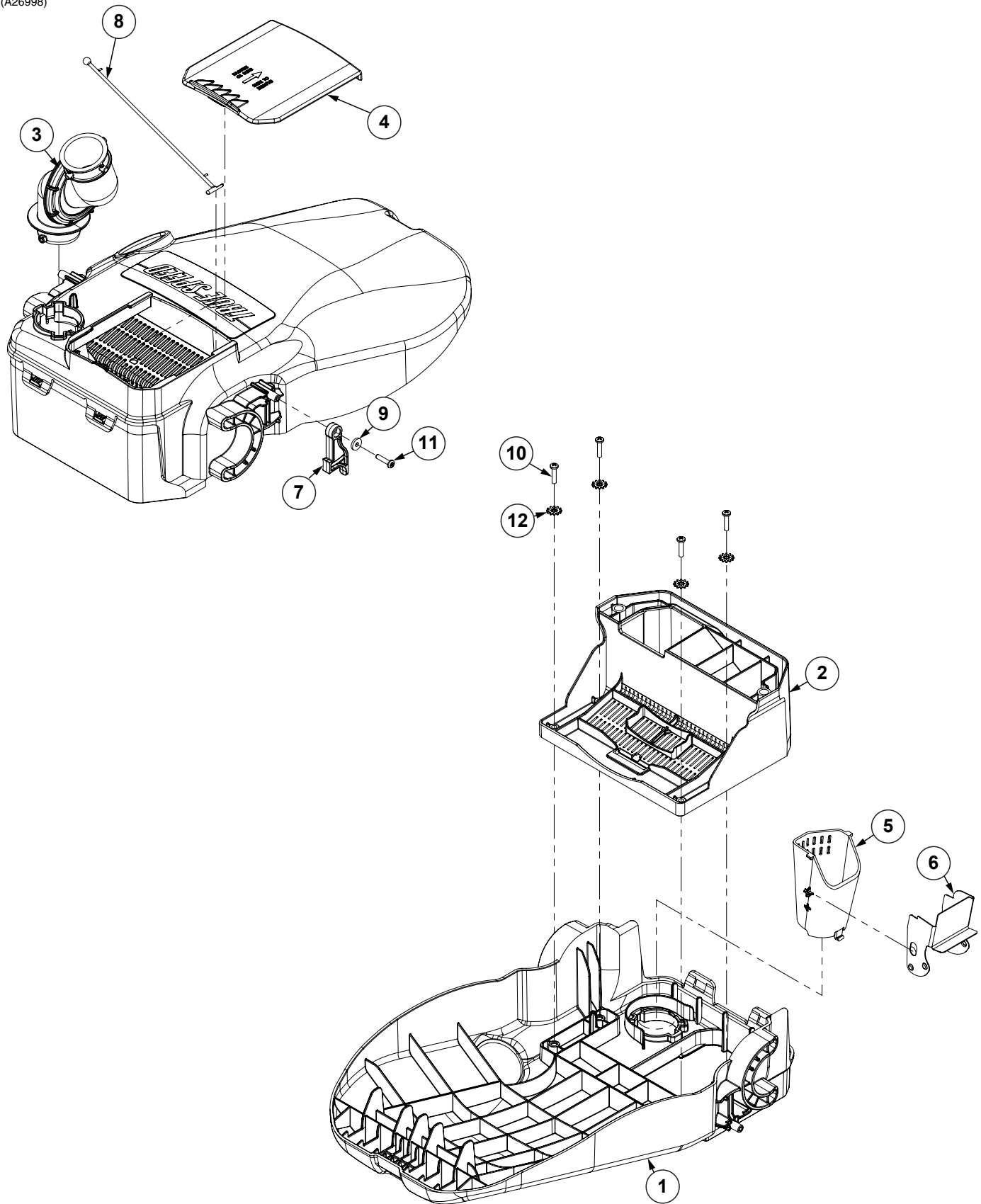


Meter Cover W/Driver

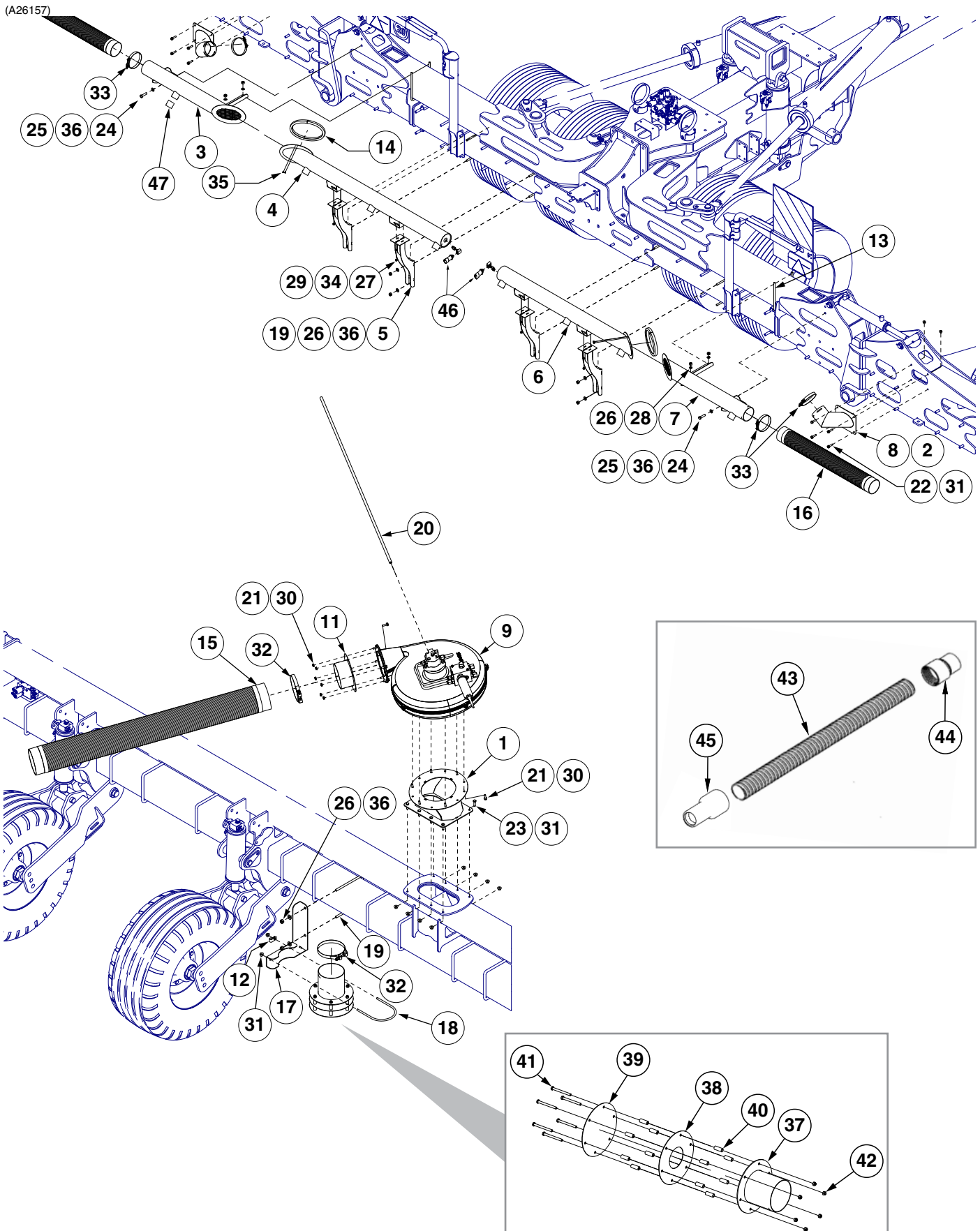


ITEM	PART NO.	QTY.	DESCRIPTION
1	G10320401	1	Meter Cover W/Bearing Assembly
2	GA27017	1	Meter Gearcase Assembly
	GA27007	-	BLDC Motor (Included W/GA27017)
	GB1288	-	Meter Pinion Gear (Included W/GA27017)
	G11994	-	External Side Mount Retaining Ring (Included W/GA27017)
	G11989	-	Hex Serrated Flange Machine Screw, No. 6-32, Grade 2 (Included W/GA27017)
3	GB1281	1	Vacuum Elbow
4	GB1282	1	Meter Seal
5	GD36959	1	Ejector Arm Retention Spring
6	G10108302	1	Motor Foam Seal
7	GB1289	1	BLDC Cover Housing
8	GA27018	1	Motor Driver Assembly
9	GB1291	2	O-Ring
10	G11619	1	Phillips Pan Head Tapping Screw, No. 6-19 x 3/8"
11	G11986	6	Phillips Pan Head Machine Screw, No. 8-32 x 7/16"
12	G11578	4	Phillips Pan Head Tapping Screw, No. 8-18 x 1/2"
13	G11297	3	Phillips Pan Head Machine Screw #8 - 32 x 1 3/8", Stainless Steel
14	G11201	1	Phillips Pan Head Machine Screw, No. 8-32 x 1", Stainless Steel
15	G10928	1	Hex Nut, No. 8-32, Stainless Steel

(A26998)

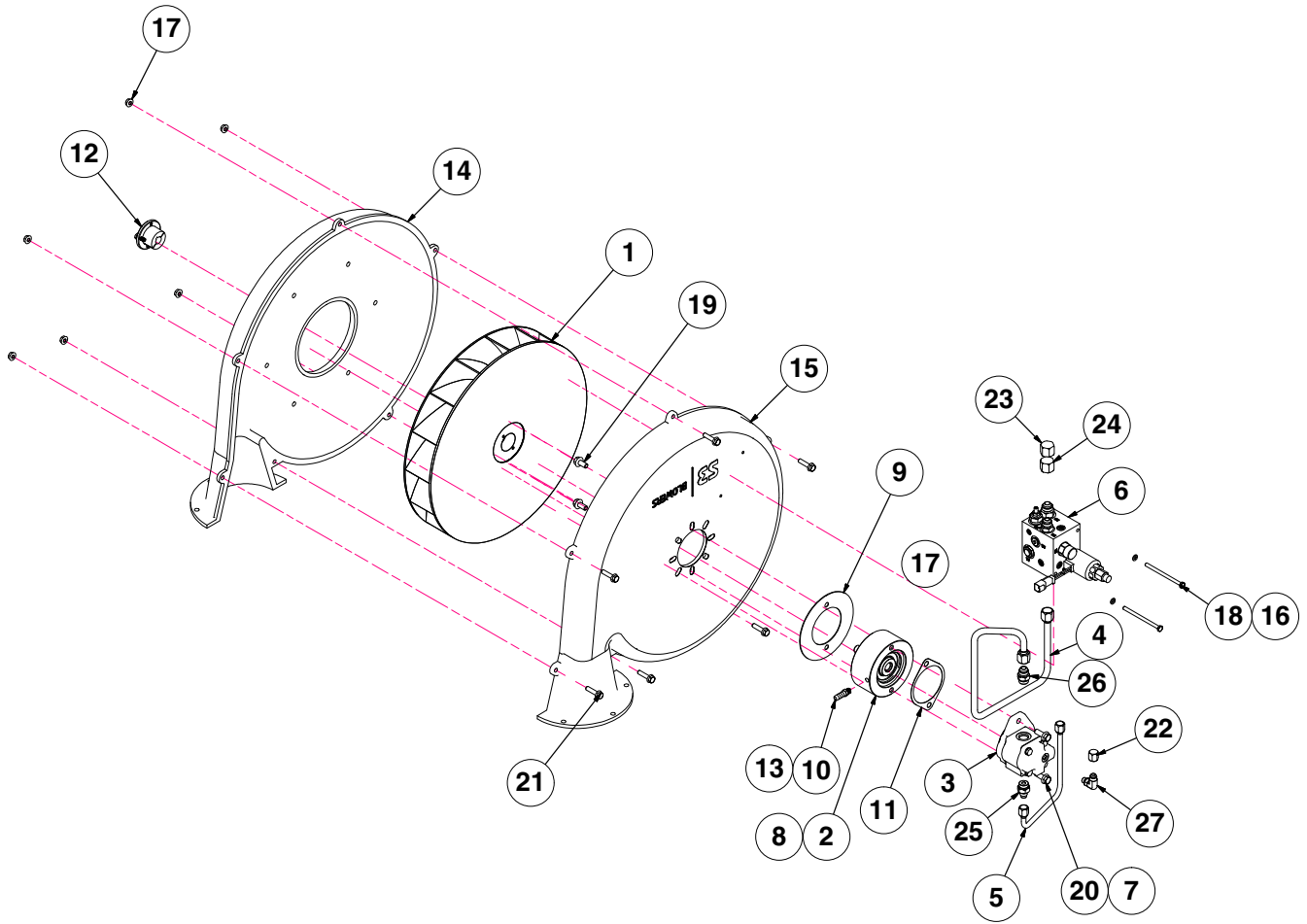


ITEM	PART NO.	QTY.	DESCRIPTION
1	G10201002	1	Mini-Hopper Cover
2	GB1240	1	Mini-Hopper
3	GA26999	1	Bulk Fill Swivel Inlet
4	GB1242	1	Mini-Hopper Lid
5	GB1248	1	Bulk Fill Diffuser
6	G10199801	1	Diffuser Door
7	GB1246	1	Hopper Latch
8	GB1247	1	Tether
9	G11983	1	Flat Washer, No. 8
10	G11067	4	Phillips Pan Head Machine Screw, No. 8-32 x 3/4", Stainless Steel
11	G11770	1	Phillips Pan Head Tapping Screw,
12	G10931	4	Lock Washer, No. 8, Internal/External, Stainless Steel



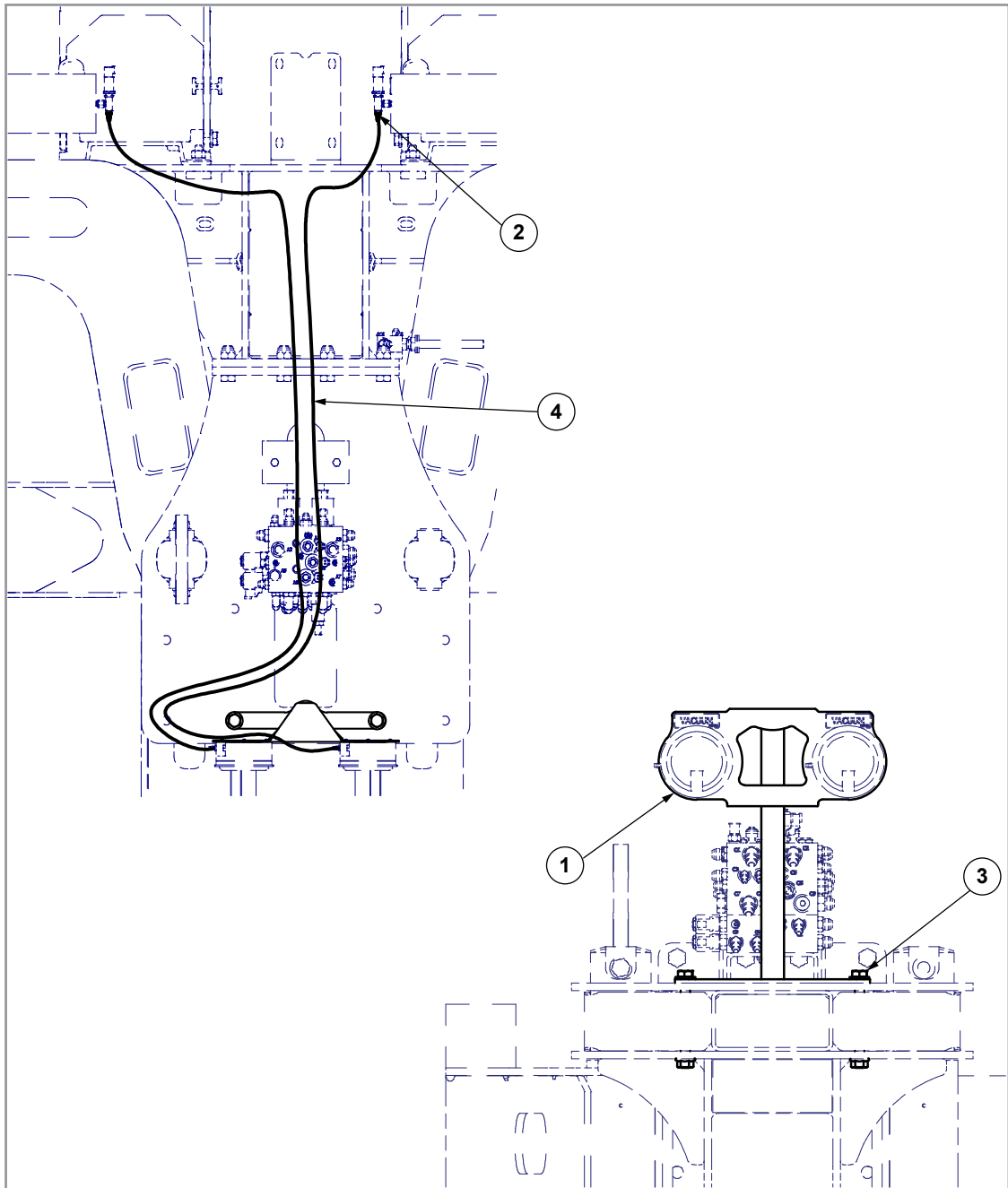
ITEM	PART NO.	QTY.	DESCRIPTION
1	GA25142	2	Vacuum Fan Adapter
2	GA25143	1	Vacuum Nipple, L.H.
3	GA25144	1	Stub Wing Manifold, L.H.
4	GA25145	1	Center Frame Manifold, L.H.
5	GA25146	4	Center Frame Manifold Mount
6	GA25147	1	Center Frame Manifold, R.H.
7	GA25148	1	Stub Wing Manifold, R.H.
8	GA25149	1	Vacuum Nipple, R.H.
9	---	2	See "Vacuum Fan Assembly" on page P59
11	GA25441	2	Flex Tube Mount
12	GD13348	2	Insulated Clamp, 1 ¹ / ₁₆ "
13	GD35439	2	U-Bolt, 7" x 9" x 1/2"-13
14	GD35438-28.23	2	Soft Rubber Sealing
15	GD19658-02	2	Black Hose, 6" I.D. x 56"
16	GD19659-01	2	Black Hose, 4 ¹ / ₂ " I.D. x 39"
17	GD35436	2	Diffuser Bracket
18	GD35437	2	U-Bolt, 6" x 3/8"-16
19	GD7145	6	U-Bolt, 7" x 7" x 1/2"-13
20	GD6279-05	2	Tubing, 3/8" x 60"
	G10673	2	Hose Clamp, No. 8
21	G11480	24	Hex Socket Flange Cap Screw, 5/16"-18 x 1"
22	G11408	8	Hex Serrated Flange Cap Screw, 3/8"-16 x 1 ¹ / ₂ "
23	G10004	16	Hex Head Cap Screw, 3/8"-16 x 1 ¹ / ₄ "
24	G10016	2	Hex Head Cap Screw, 1/2"-13 x 2"
25	G10071	2	Serrated Flange Nut, 1/2"-13
26	G10102	16	Hex Nut, 1/2"-13
27	G10106	8	Hex Nut, 5/16"-18
28	G10228	4	Lock Washer, 1/2"
29	G10303	8	Carriage Bolt, 5/16"-18 x 1"
30	G10620	24	Serrated Flange Nut, 5/16"-18
31	G11091	28	Serrated Flange Nut, 3/8"-16
32	G11142	4	T-Bolt Clamp, 6 ¹ / ₄ "
33	G11360	4	T-Bolt Hose Clamp, 4 ¹ / ₂ "
34	G11386	8	Flat Washer, 5/16" SAE
35	G11924	4	Hex Head Non Serrated Flange Self-Drilling Screw, No. #6-20 x 3/8"
36	G11389	14	Flat Washer, 1/2" Plated SAE
37	GA25427	1	Diffuser
38	GD35434	1	Diffuser Ring
39	GD35435	1	Diffuser Cap
40	GD2971-26	12	Sleeve, 3/8" I.D x 5/8" O.D. x 1.63" Long
41	G10063	6	Hex Head Cap Screw, 3/8"-16 x 4"
42	G10108	6	Lock Nut, 3/8"-16
43	GD36495-37	24	Hose, 1-1/2" x 37"
	GD36495-28	-	Hose, 1-1/2" x 28" (True Speed)
44	GD31424	24	Coupler, 2"
45	GB1216	24	Screw Cuff, 1.5"
	GB1249	-	Vacuum Hose End, 1.5" (True Speed)
46	GD28372	2	1/8" NPT Tee, Brass (Female/Male/Female)
	GD35903	2	Adapter Male 1/8 NPT
	GA14805	2	Air Pressure/Vacuum Sensor
	G10023601	2	1/8" x 1/8" NPT 90° Elbow
47	G11147	24	Cap, 2"

(A26162)



ITEM	PART NO.	QTY.	DESCRIPTION
1	GA21510	1	Impellor
2	GA25388	1	Overhung Load Adapter
	GD20928	-	Bearing (Included W/GA25388)
3	GA25397	1	Vacuum Fan Motor
	GR1734	-	Motor Repair/Seal Kit
4	GA25981	1	Steel Hydraulic Line, 3/8"
5	GA25980	1	Steel Hydraulic Line, 1/2"
6	---	1	See "Hydraulic Valve Block on Vacuum Motor (Blue Drive)" on page P215 See "Hydraulic Valve Block on Vacuum Motor (Ground Contact Drive)" on page P216
7	*D20984	-	Loctite 243
8	GD21300	1	Key
9	GD25644	1	Cover Plate
10	*D27215	-	Silicone Sealer DOW 732, Clear
11	GD30882	1	2-Bolt Mount Gasket
12	GD34103	1	Bushing
13	GD35294	1	Hose Barb, 1/8"-27 NPTF x 3/8"
14	GD35447	1	Inlet Housing
15	GD35448	1	Drive Housing
16	G10227	2	Lock Washer, 1/4"
17	G10620	6	Serrated Flange Nut, 5/16"-18
18	G10943	2	Hex Head Cap Screw, 1/4"-20 x 4"
19	G11123	2	Hex Serrated Flange Cap Screw, 3/8"-16 x 3/4"
20	G11124	2	Hex Serrated Flange Cap Screw, 3/8"-16 x 1"
21	G11921	6	Hex Serrated Flange Cap Screw, 5/16"-18 x 1 1/4", Grade 5
22	G304-C-06	1	Cap Nut, 9/16"-18
23	G304-C-10	1	Cap Nut, 7/8"-14
24	G304-C-8	1	Cap Nut, 3/4"-16
25	G6400-06-08	1	Connector W/O-Ring, 9/16"-18 Male JIC To 3/4"-16 O-Ring
	GR1037	-	O-Ring
26	G6400-08	1	Connector W/O-Ring, 3/4"-16 Male JIC To O-Ring
	GR1037	-	O-Ring
27	G6801-06-04	1	Elbow, 90°, 9/16"-18 x 7/16"-20 W/O-Ring

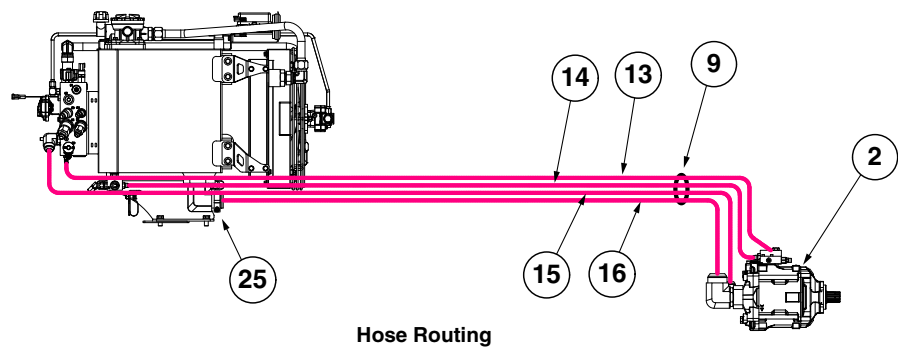
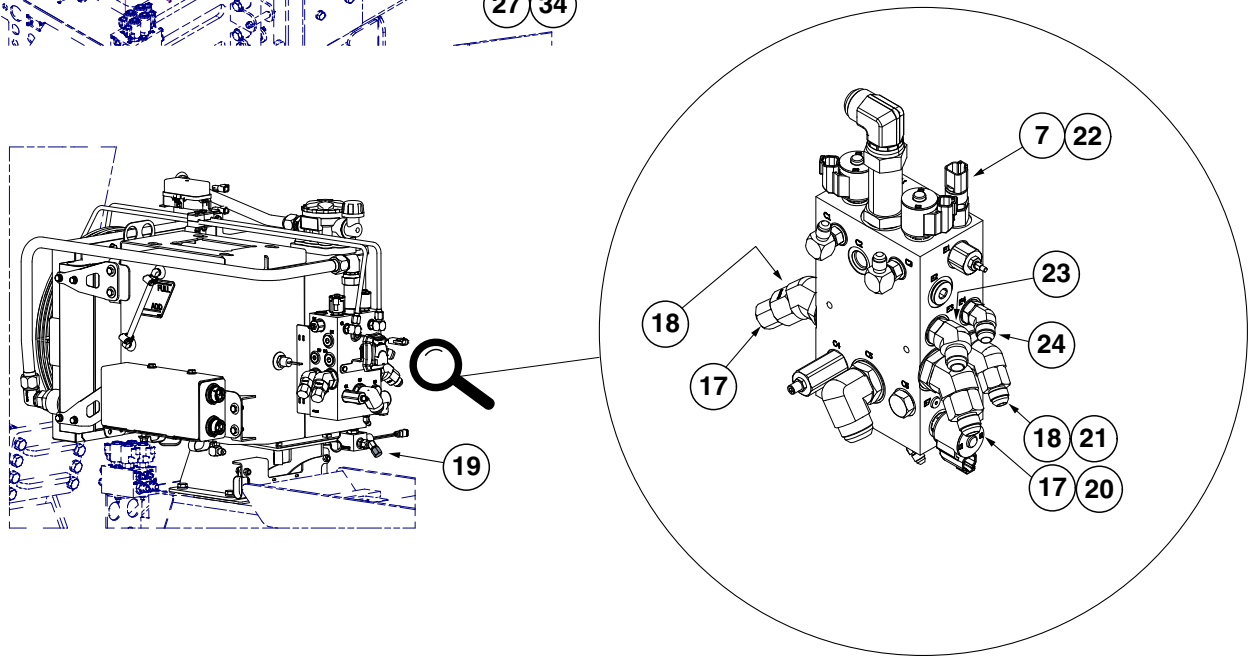
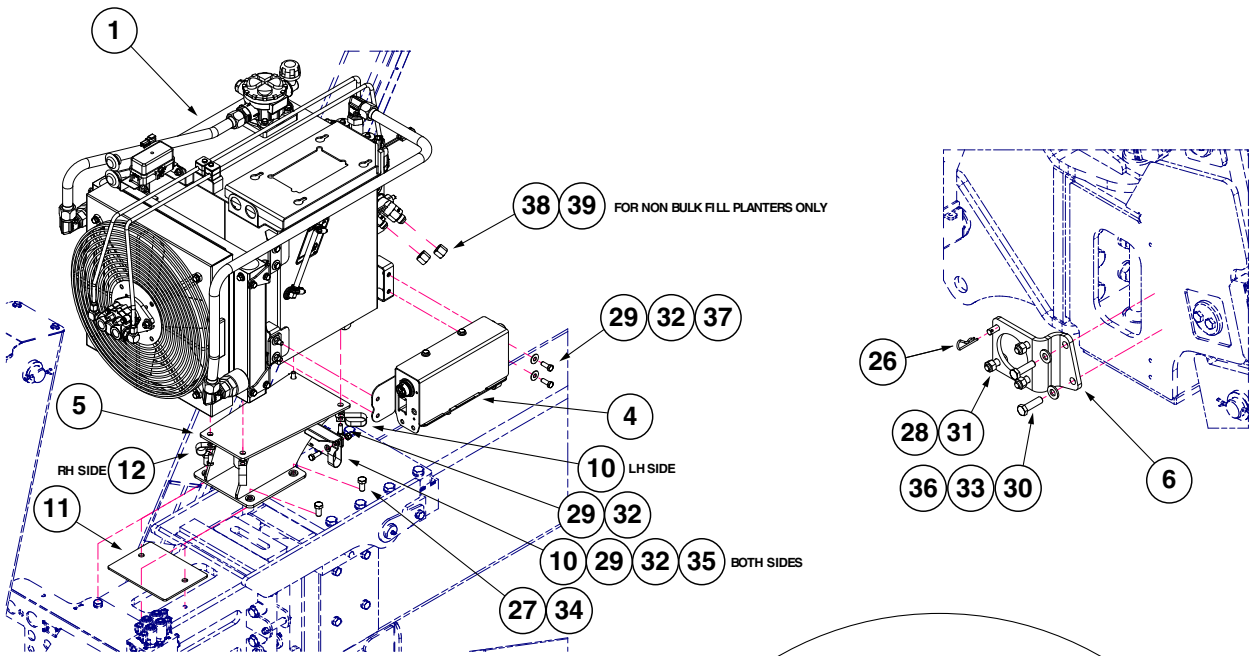
This page left blank intentionally.



ITEM	PART NO.	QTY.	DESCRIPTION
1	GA26144	1	Gauge Mount
2	GR1777	2	Hose Barb, 1/8" Male NPT To 3/16" Barb
3	G10068	2	Hex Head Cap Screw, 5/8"-11 x 6"
	G11415	2	Serrated Flange Nut, 5/8"-11
	G11391	2	Flat Washer, 5/8" SAE
4	*GD15849-02	1	Clear Plastic Tubing, 5/16" O.D. x 120"

*- Cut to required length

(103417)

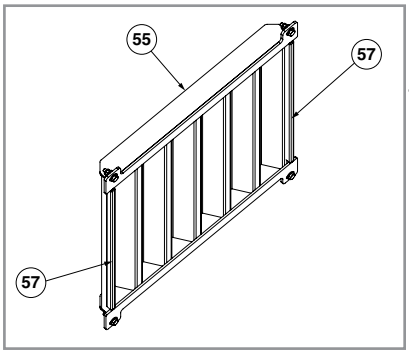
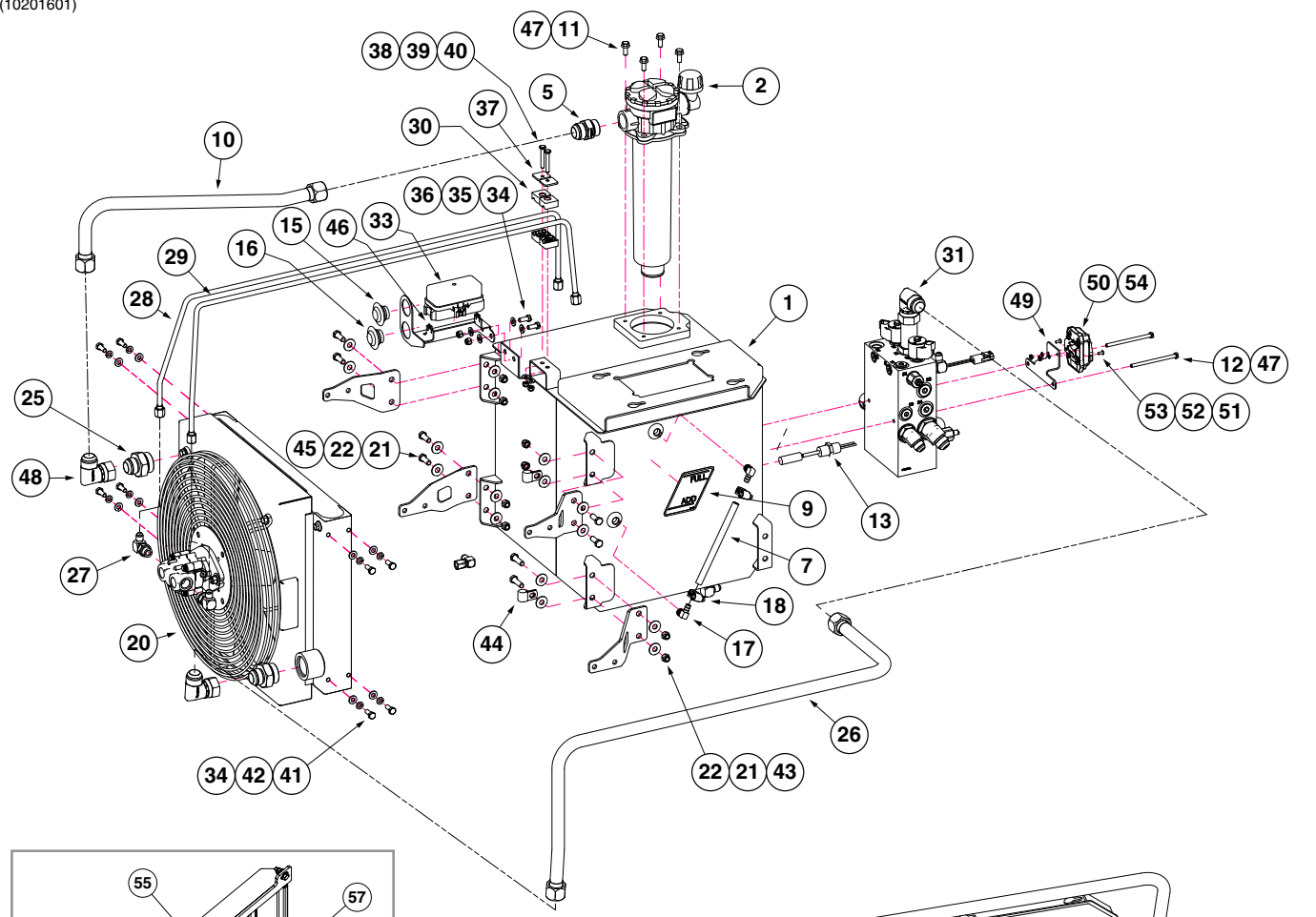


Hose Routing

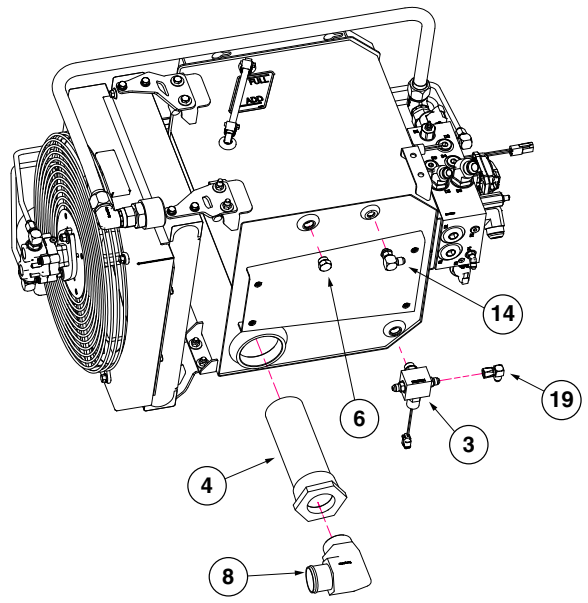
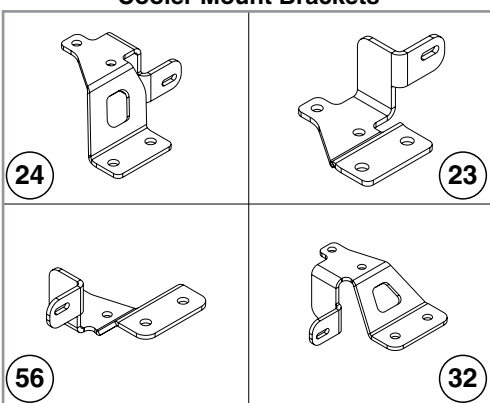
ITEM	PART NO.	QTY.	DESCRIPTION
1	---	1	See "PTO Pump Reservoir" on page P65
2	---	1	See "Piston PTO Pump" on page P68
3	---	1	See "Vacuum Fan Assembly" on page P59
4	---	1	See "Blue Drive Bus Box Assembly" on page P231
5	G10252001	1	PTO Tank Support
6	G10126901	1	PTO Pump Mount
7	G10568101	1	Pressure Sensor, 0-250
8	---	-	---
9	GD19383-01	1	Hose Wrap, 90"
10	GD35449	4	Double Tube Clamp, 1"
11	GD36590	1	PTO Shim Plate
12	GD20095	2	Insulated Clamp
13	*A7684-112	1	Hose Assembly, 1/4" AR x 112" (04F - 04F)
14	*A25696-101	1	Hose Assembly, 3/8" AR x 101" (06F - 06F90)
15	*A12992-115	1	Hose Assembly, 1" AR x 115" (16F - 16F90M)
16	*A27230-92	1	Hose Assembly, 2" x 92" (32F - OE)
17	G2406-12-10	2	Reducer, 1-1/16"-12 JIC x 7/8"-14
18	G2406-10-08	2	Reducer, 7/8"-14 Female JIC To 3/4"-16 Male JIC
19	G304-C-06	1	Cap Nut, 9/16"-18
20	G6802-12-16	1	Adjustable 45° Elbow, 1-1/16"-12 x 1-5/16"-12 O-Ring
21	G6802-10-12	1	Adjustable 45° Elbow, 7/8"-14 x 1-1/16"-12 O-Ring
22	G6410-08-06	1	Adapter, 3/4"-16 O-Ring x 9/16"-18
23	G6802-10	1	Elbow W/O-Ring, 45°, 7/8"-14 x 7/8"-14 Male JIC To O-Ring
24	G6802-08	1	Elbow W/O-Ring, 45°, 3/4"-16 x 3/4"-16
25	G11165	1	T-Bolt Clamp, 2 1/2", Stainless Steel
26	G10592	1	Hair Pin Clip, No. 11
27	G10014	4	Hex Head Cap Screw, 1/2"-13 x 1"
28	G10017	3	Hex Head Cap Screw, 1/2"-13 x 1 1/2"
29	G10001	8	Hex Head Cap Screw, 3/8"-16 x 1"
30	G10039	2	Hex Head Cap Screw, 1/2"-13 x 1 3/4"
31	G10102	3	Hex Nut, 1/2"-13
32	G10108	4	Lock Nut, 3/8"-16
33	G10071	2	Serrated Flange Nut, 1/2"-13
34	G10228	4	Lock Washer, 1/2"
35	G10229	6	Lock Washer, 3/8"
36	G11389	2	Flat Washer, 1/2" Plated SAE
37	G10210	4	Washer, 3/8" USS
38	G304-C-10	2	Cap Nut, 7/8"-14
39	G304-C-8	1	Cap Nut, 3/4"-16

*Hydraulic hose is not stocked by Kinze Repair Parts.

(10201601)



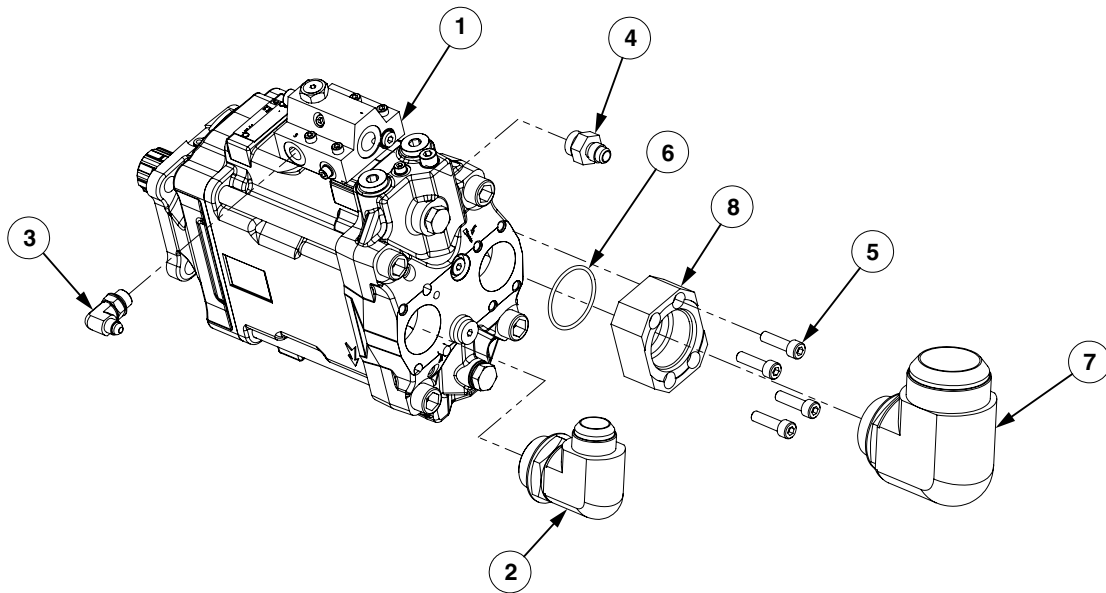
Cooler Mount Brackets



ITEM	PART NO.	QTY.	DESCRIPTION
1	G10201401	1	Hydraulic Reservoir
2	G10080501	1	In-Tank Filter Assembly
3	G10087701	1	See "PTO Reservoir Hydraulic Block" on page P228
4	G10089801	1	Strainer
5	G6400-16-16	1	Connector, 1-5/8"-12 JIC to 1-5/8"-12 O-Ring
6	G6408-08 GR1037	1 -	Plug W/O-Ring, 3/4"-16 O-Ring O-Ring
7	GD6279-07	1	Clear Plastic Tubing, 3/8" x 7-1/4"
8	G4501-32-32	1	Elbow 90°, 2" NPT x 2" Hose Barb
9	G10080601	1	Tank Level Decal
10	G10204801	1	Steel Hydraulic Line
11	G11539	4	Hex Socket Flange Cap Screw, 5/16"-18 x 3/4"
12	G10943	2	Hex Head Cap Screw, 1/4"-20 x 4"
13	G10086501	1	Liquid Level Sensor
14	G6801-06	1	Elbow W/O-Ring, 90°, 9/16"-18 Male JIC To O-Ring
15	G10098301	1	PTO Green Light Harness
16	G10098401	1	PTO Red Light Harness
17	GD35381	2	3/8" O.D. Brass Barbed x 1/4" NPT 90° Elbow
18	G10681	2	Hose Clamp, No. 6
19	G6500-06	1	Swivel Elbow, 90°, 9/16"-18 Male JIC To Female
20	G10192201	1	Fan and Cooler Assembly
21	G10210	16	Washer, 3/8" USS
22	G10108	8	Lock Nut, 3/8"-16
23	G10463901	1	Cooler Screen Mount, L.H.
24	G10463801	1	Cooler Screen Mount, R.H.
25	G6400-16-20	2	Connector, 1-5/16"-12 JIC to 1-5/8"-12 O-Ring
26	G10204901	1	Steel Hydraulic Line
27	G6801-06-08	2	Elbow W/O-Ring, 90°, 9/16"-18 Male JIC To 3/4"-16 O-Ring
28	G10204601	1	Steel Hydraulic Line, 3/8"
29	G10204701	1	Steel Hydraulic Line, 3/8"
30	GD36667	2	Tube Clamp Set
31	G10202401	1	See "PTO Reservoir Main Hydraulic Block" on page P230
32	G10435001	2	Cooler Screen Mount, Upper
33	G10200301	1	PTO Assembly Harness
34	G11386	12	Flat Washer, 5/16" SAE
35	G10109	2	Lock Nut, 5/16"-18
36	G10043	2	Hex Head Cap Screw, 5/16"-18 x 3/4"
37	GD36666	2	Tube Clamp Cover Plate
38	G11385	2	Flat Washer, 1/4" SAE
39	G10110	2	Lock Nut, 1/4"-20, Grade B
40	G10040	2	Hex Head Cap Screw, 1/4"-20 x 1 3/4"
41	G10232	8	Lock Washer, 5/16"
42	G12003-20	8	Hex Head Cap Screw, M8-1,20
43	G10004	2	Hex Head Cap Screw, 3/8"-16 x 1 1/4"
44	GD36393	2	Insulated Clamp, 1/2"
45	G10001	6	Hex Head Cap Screw, 3/8"-16 x 1"
46	G10204001	1	PTO Harness Bracket
47	GD20984	0.005	Loctite 243
48	G6500-16	2	Swivel Elbow, 90°, 1 5/16"-12 Male JIC To Female
49	G10220101	1	Driver Mount Bracket

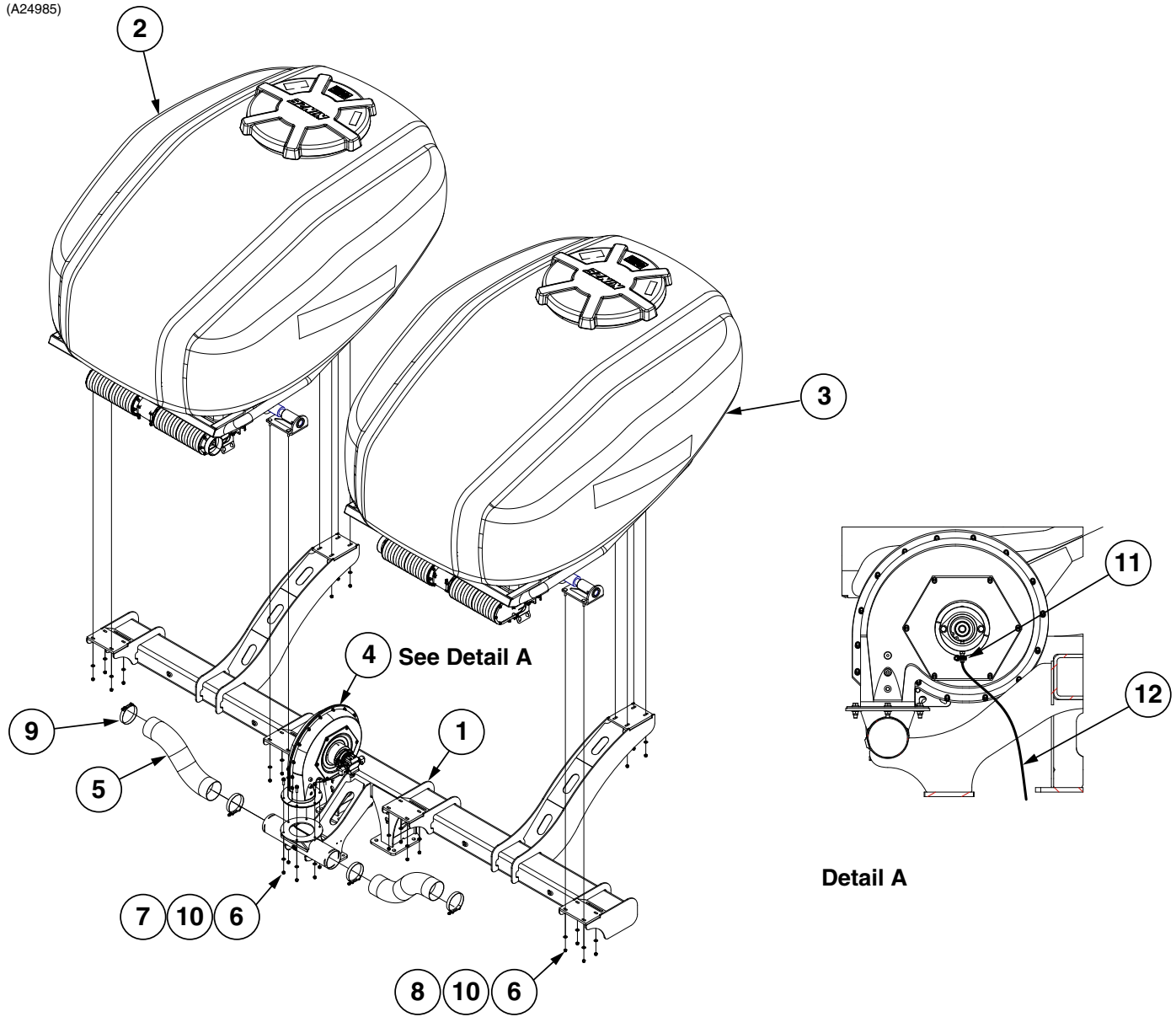
ITEM	PART NO.	QTY.	DESCRIPTION
50	G10302202	1	XMD-02 Programmed Module
51	G10928	2	Hex Nut, No. 8-32, Stainless Steel
52	G11995	2	Washer, Internal Tooth, #8
53	G11778	2	Phillips Pan Head Machine Screw, #8-32
54	G10263101	1	PTO Reverser Harness
55	G10435301	1	Cooler Screen
56	G10464001	1	Cooler Screen Mount, Lower
57	GD35413-15	2	Edge Trim Protector

(101035)



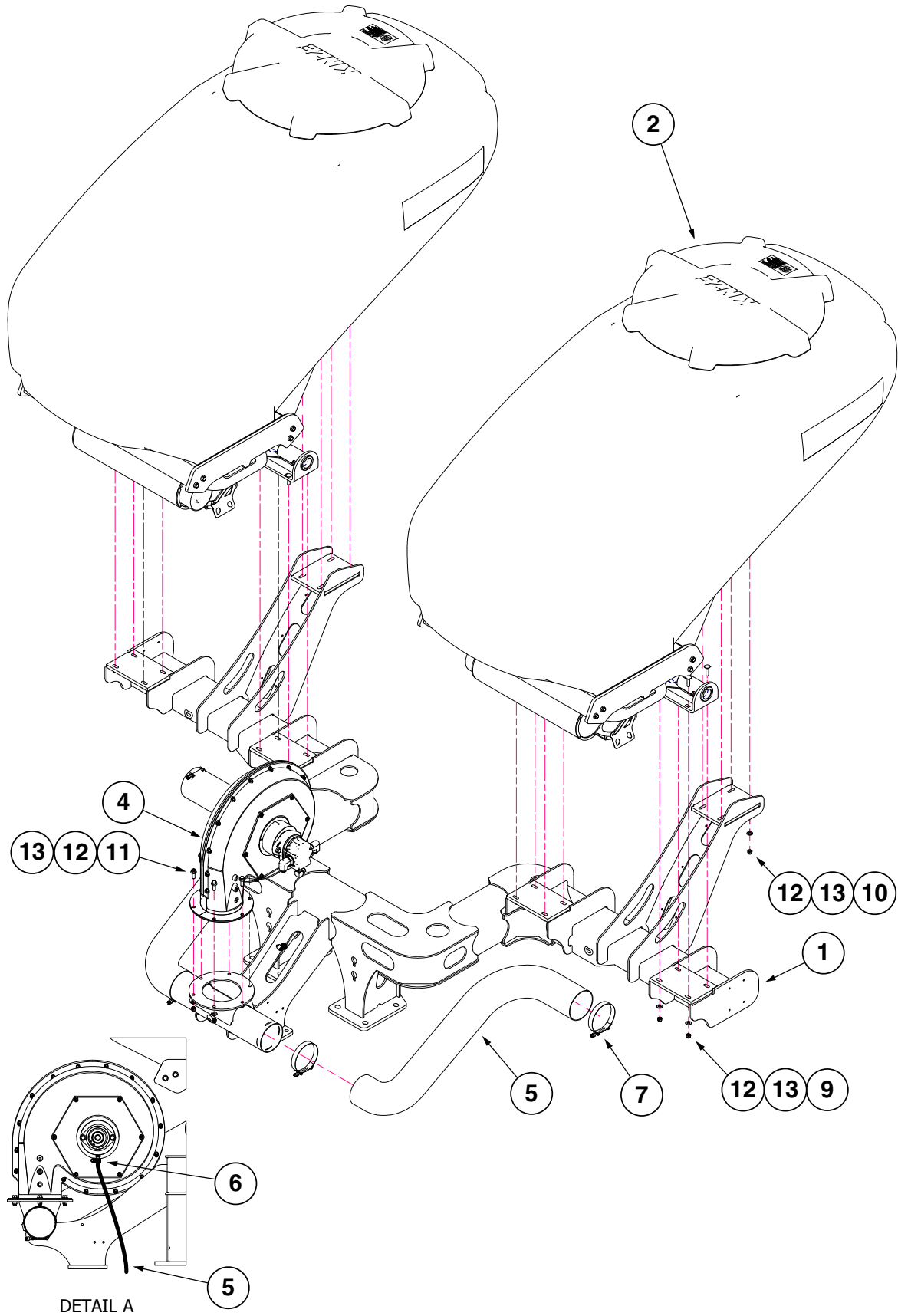
ITEM	PART NO.	QTY.	DESCRIPTION
1	G10103401	1	Piston PTO Pump
2	G3801-16-20	1	Adjustable 90° Elbow, 1 ⁵ / ₁₆ "-12 JIC to 1 ¹ / ₄ "-14 BSP O-Ring
3	G3801-04-04	1	Adjustable 90° Elbow, 7 ¹ / ₁₆ "-20 x 1 ¹ / ₄ "-19 BSP O-Ring
4	G3800-06-08	1	Adapter, 9 ¹ / ₁₆ "-18 JIC x 1 ¹ / ₂ "-14 BSP O-Ring
5	G10105401	4	Hex Socket Head Cap Screw, M8-1.25 x 30
6	G10105501	1	O-Ring #133
7	G6801-32-24	1	Adjustable 90° Elbow, 2 ¹ / ₂ "-12 x 1 ⁷ / ₈ "-12 O-Ring
8	G10105301	1	Adapter, 1 ⁷ / ₈ "-12 O-Ring to Split Flange

(A24985)



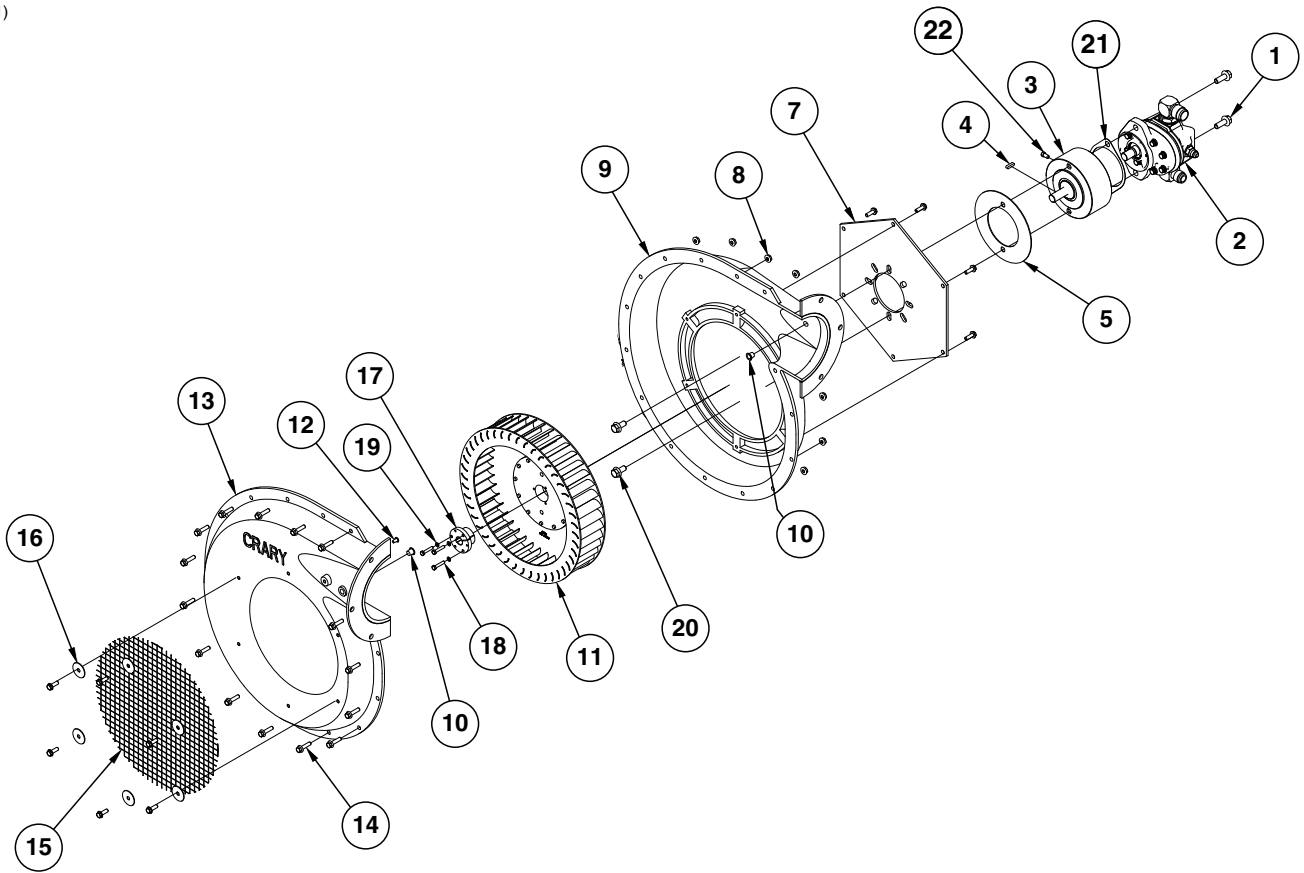
ITEM	PART NO.	QTY.	DESCRIPTION
1	G10250801	1	Bulk Fill Tank Mount
2	G10016001	1	See "55 Bu. Bulk Fill Tank and Entrainers" on page P75
3	G10016201	1	See "55 Bu. Bulk Fill Tank and Entrainers" on page P75
4	GA25396	1	See "Bulk Fill Fan Assembly" on page P73
5	GD19659-10	2	Black Hose, 4½" I.D. x 31"
6	G10108	30	Lock Nut, ⅜"-16
7	G11124	6	Hex Serrated Flange Cap Screw, ⅜"-16 x 1", Grade 5
8	G10301	24	Carriage Bolt, ⅜"-16 x 1½"
9	G11360	4	T-Bolt Hose Clamp, 4 ½"
10	G11387	30	Hardened Washer, ⅜" SAE
11	G10681	1	Hose Clamp, No. 6
12	GD6279-06	1	Clear Plastic Tubing, ⅜" O.D. x 72"

(103659)



ITEM	PART NO.	QTY.	DESCRIPTION
1	G10351801	1	BF Tank Mount
2	---	-	See "25 Bu. Bulk Fill Tank and Entrainer" on page P79
3	GA25396	1	See "Bulk Fill Fan Assembly" on page P73
4	GD19659-01	2	Black Hose, 4 1/2" I.D. x 39"
5	GD6279-06	1	Clear Plastic Tubing, 3/8" O.D. x 72"
6	G11360	4	T-Bolt Hose Clamp, 4 1/2"
7	G10681	1	Hose Clamp, No. 6
8	G10301	16	Carriage Bolt, 3/8"-16 x 1 1/2"
9	G11134	8	Carriage Bolt, 3/8"-16 x 1 3/4"
10	G11124	6	Hex Serrated Flange Cap Screw, 3/8"-16 x 1"
11	G10108	30	Lock Nut, 3/8"-16
12	G11387	30	Flat Washer, 3/8" SAE

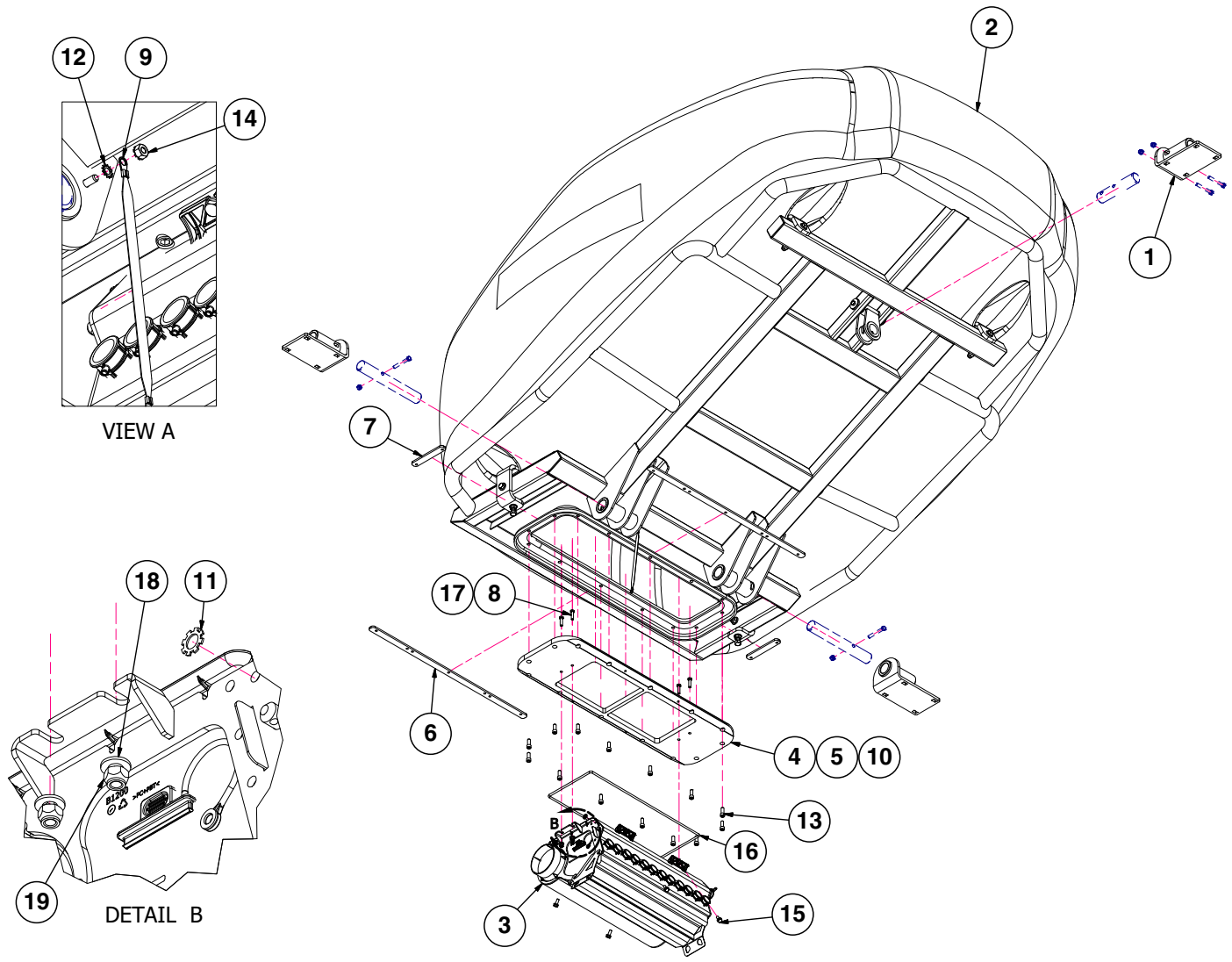
(IP1441)



ITEM	PART NO.	QTY.	DESCRIPTION
1	G11124	2	Hex Serrated Flange Cap Screw, 3/8"-16 x 1"
2	GA14574	1	Hydraulic Motor
	GR2000	-	Motor Key
	G6801-06	1	Elbow W/O-Ring, 90°, 9/16"-18 Male JIC To O-Ring
	G6801-08-12	1	Swivel Elbow, 3/4"-20 x 1 1/16"-12
	G6801-06-12	1	Swivel Elbow, 9/16"-18 x 1 1/16"-12
3	GA25388	1	Overhurd Load Adapter
	GD20928	-	Bearing (Included W/GA25388)
4	GD21300	1	Key
5	GD25644	1	Cover Plate
6	GR1968	1	Cover Plate
7	GR1969	1	Backing Plate
8	G10621	15	Serrated Flange Nut, 1/4"-20
9	GR1971	1	Flanged Inner Case
10	GR1979	2	Plastic Plug, 7/16"
11	GR2109	1	Impeller
12	GR1978	1	Plastic Plug, 1/4"
13	GR1970	1	Flanged Outer Case
14	G11409	15	Hex Serrated Flanged Cap Screw, 1/4"-20 x 1"
15	GR1967	1	Screen
16	GR1977	6	Fender Washer, 1/4"
17	GR1961	1	Bushing, 5/8"
18	G11518	3	Hex Head Machine Screw, #10-24 x 1"
19	G10257	3	Lock Washer, No. 10
20	G11123	2	Hex Serrated Flange Cap Screw, 3/8"-16 x 3/4"
21	GD30882	1	2-Bolt Mount Gasket
22	GD31305	1	Plug
A	GA14573	1	Bulk Fill Fan (Flanged) (Includes Items 6-16)

(100160)

R.H. Side Shown

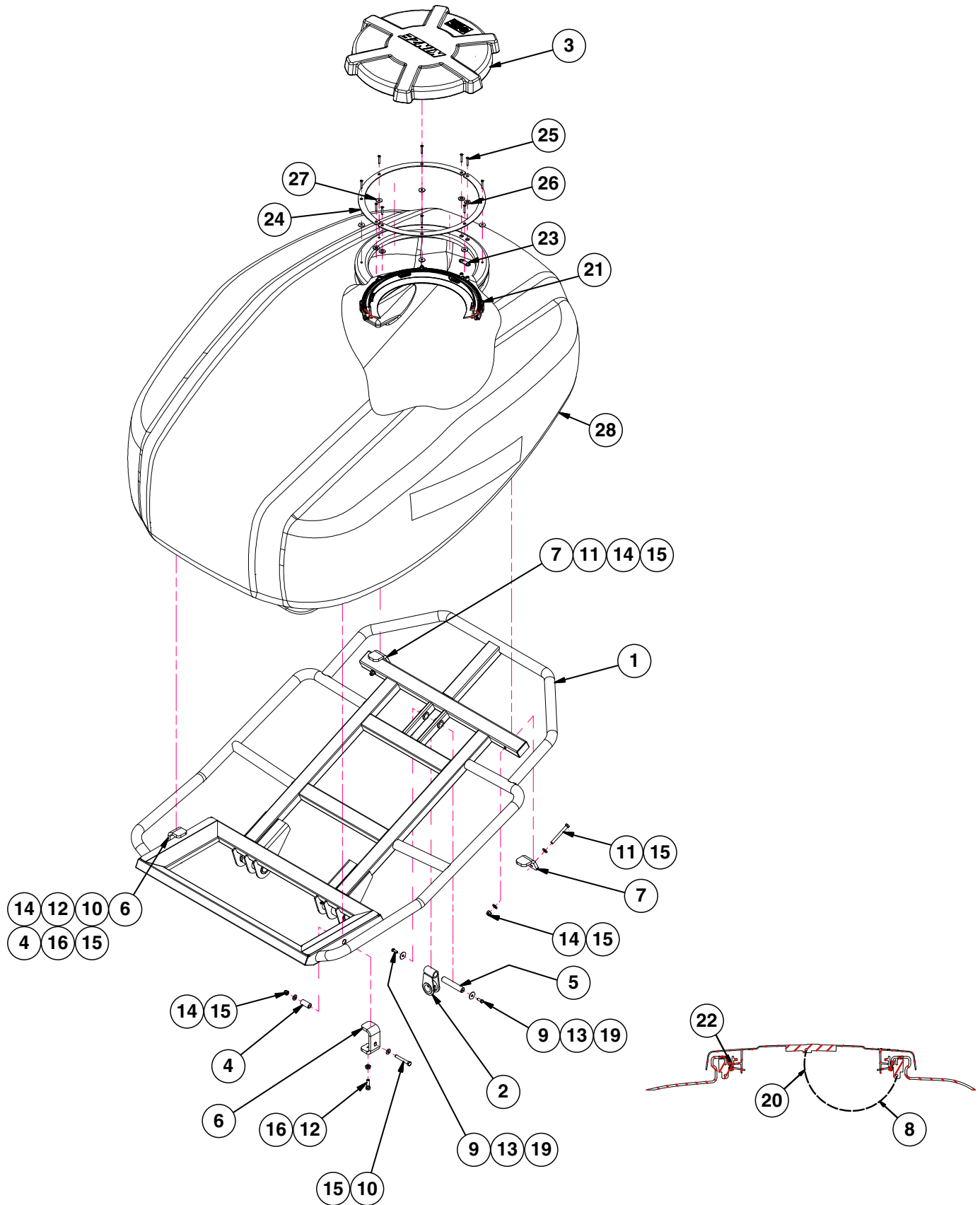


[See "Bulk Fill Scale Package" on page P87](#)

ITEM	PART NO.	QTY.	DESCRIPTION
1	GA14041	3	Bulk Fill Tank Mount
2	G10129401	2	See "55 Bu. Bulk Fill Tank Assembly" on page P77
3	GA27158	1	See "Entrainer Assembly" on page P85
	GA27159	1	See "Entrainer Assembly" on page P85
4	GD19690-03	1	Ribbon Sealer, 6.5'
5	GD19690-04	1	Ribbon Sealer, 7'
6	G10057501	2	Entrainer Mount Tap Block
7	GD20923	2	Entrainer Mount Tap Block
8	GD27215	-*	Silicone Sealer, Dow Corning 732, Clear
9	GD27607	1	Ground Strap
10	GD37001	1	Entrainer Adapter, 12 Row
11	G10529	1	External Tooth Lock Washer, 3/8"
12	G11249	1	External Tooth Washer, 1/4"
13	G11261	14	Hex Socket Head Cap Screw, 3/8"-16 x 1"
14	G11528	1	Hex Nut W/External Tooth Washer, 1/4"-20
15	G11539	4	Hex Socket Flange Cap Screw, 5/16"-18 x 3/4"
16	G10302501	1	Foam Cord, 5/16" x 58.191"
17	G10171	4	Hex Head Cap Screw, 5/16"-18 x 1 1/4"
18	G11386	4	Flat Washer, 5/16" SAE
19	G11182	4	Lock Nut W/Nylon Insert, 5/16"-18

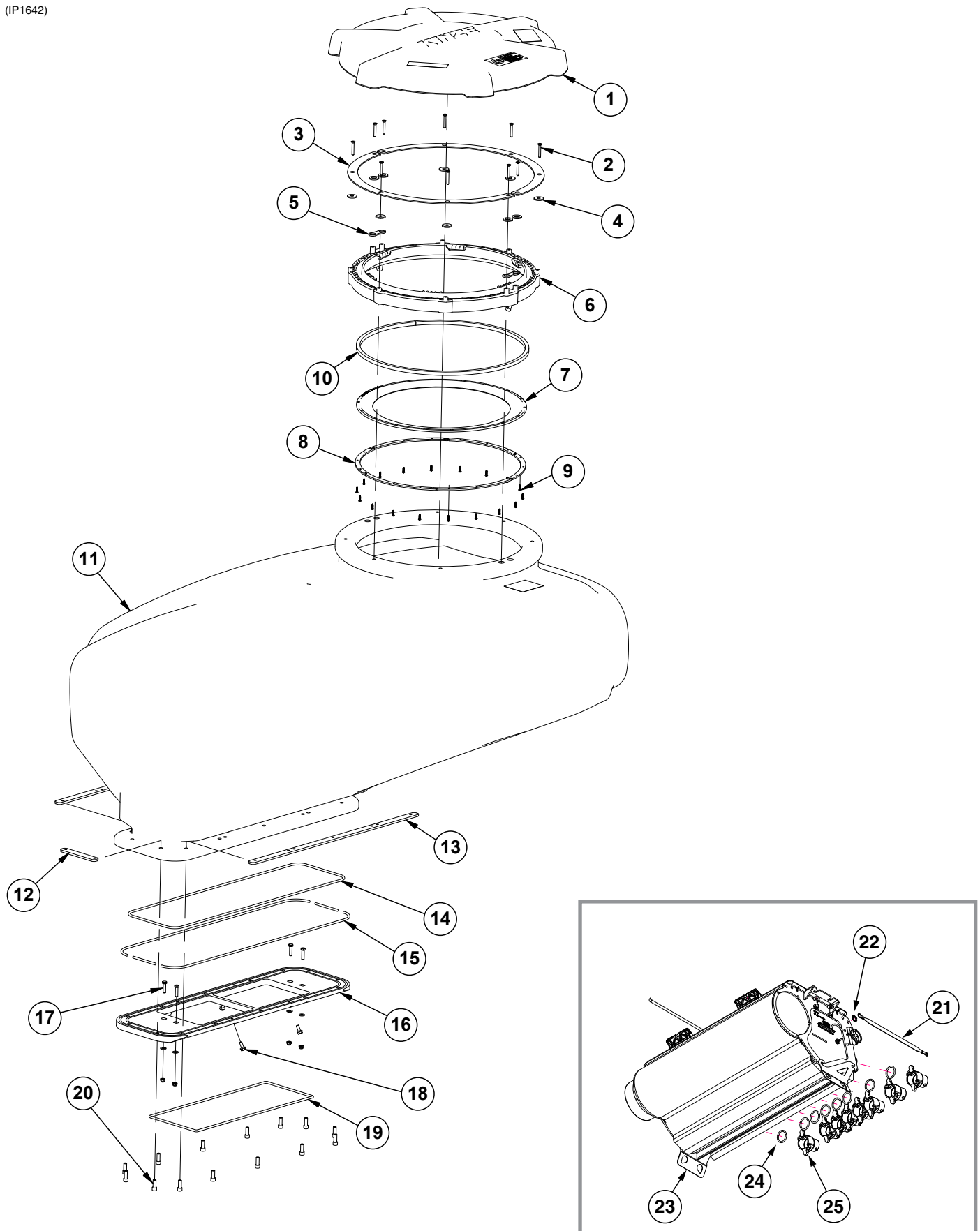
*As requested.

(101294)



ITEM	PART NO.	QTY.	DESCRIPTION
1	GA17033	1	55 Bu. Bulk Fill Tank Cradle
2	GA17034	1	Rear Bulk Fill Tank Mount
3	GB0673	1	Bulk Fill Tank Lid
4	GD4887-27	2	Sleeve, 1" O.D. x .562 I.D. x 2"
5	GD20037	1	Pin, 1" x 5 -3/8"
6	GD24693	2	Side Tank Clip
7	GD24695	2	Rear Tank Clip
8	GD24879-01	1	Rope Tether, 36"
9	G10001	2	Hex Head Cap Screw, 3/8"-16 x 1"
10	G10033	2	Hex Head Cap Screw, 1/2"-13 x 3 1/2"
11	G10045	2	Hex Head Cap Screw, 1/2"-13 x 4 1/2"
12	G10071	2	Serrated Flange Nut, 1/2"-13
13	G10201	2	Special Washer, 3/8" x 1 1/2" O.D.
14	G10974	4	Lock Nut W/Nylon Insert, 1/2"-13
15	G11389	8	Flat Washer, 1/2" Plated SAE
16	G11519	2	Hex Head Cap Screw, 1/2"-13 x 1 3/4"
17	---	-	---
18	---	-	---
19	GD20984	-	Loctite 243
20	G11386	1	Flat Washer, 5/16" SAE
21	G10129501	1	Lid Seal Assembly
22	GD35274-01	1	Black Ribbon Sealer, 66.5"
23	GB0905	2	Lid Seal Ring Spacer
24	GD35844	2	Top Ring Mount Plate
25	G10132501	10	Hex Flange Head Cap Screw, 1/4"-20 x 1-3/4"
26	GD24754	4	Foam Seal
27	GD35857	6	Foam Seal Washer
28	G10128401	1	Tank, 55 BU

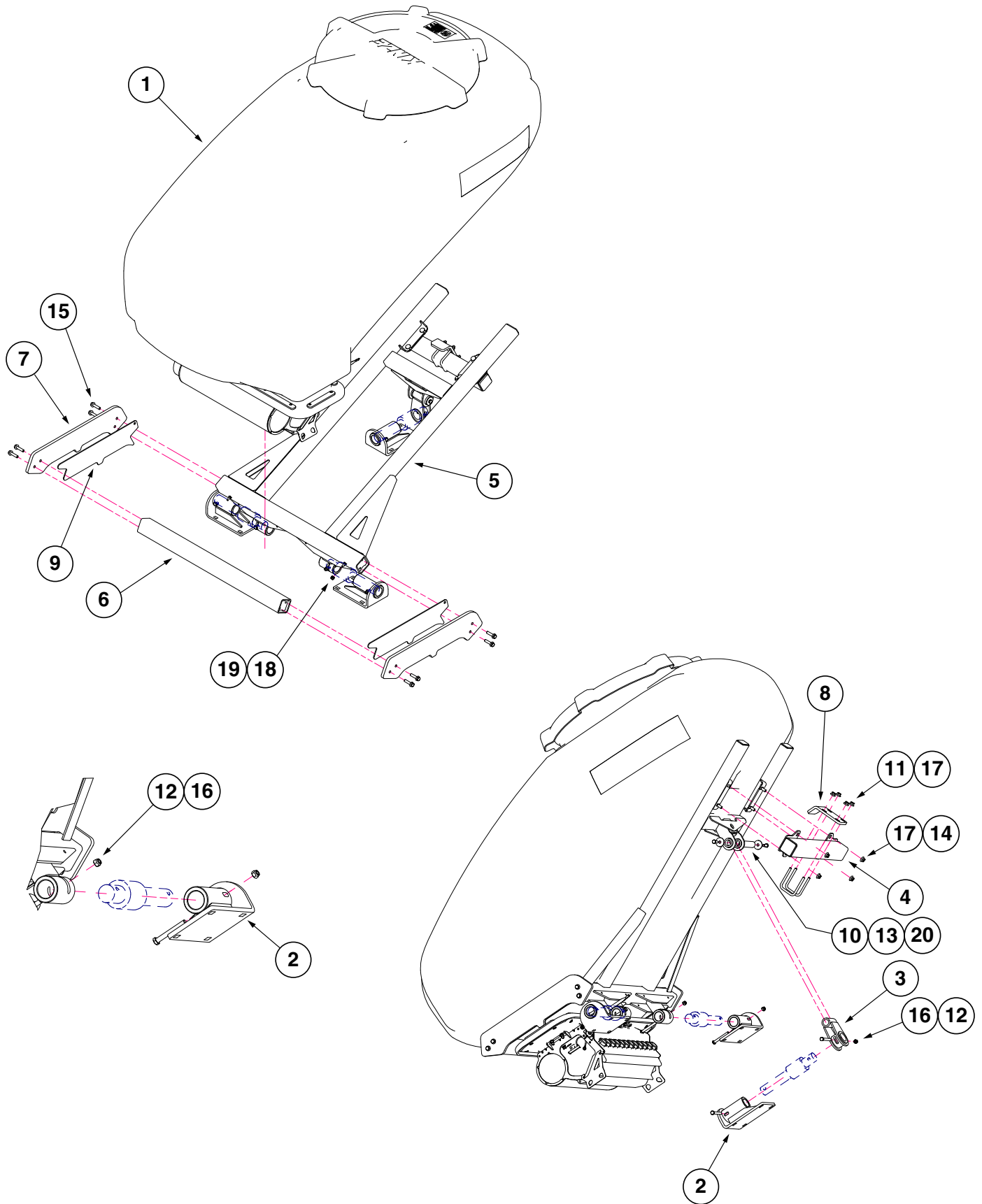
(IP1642)



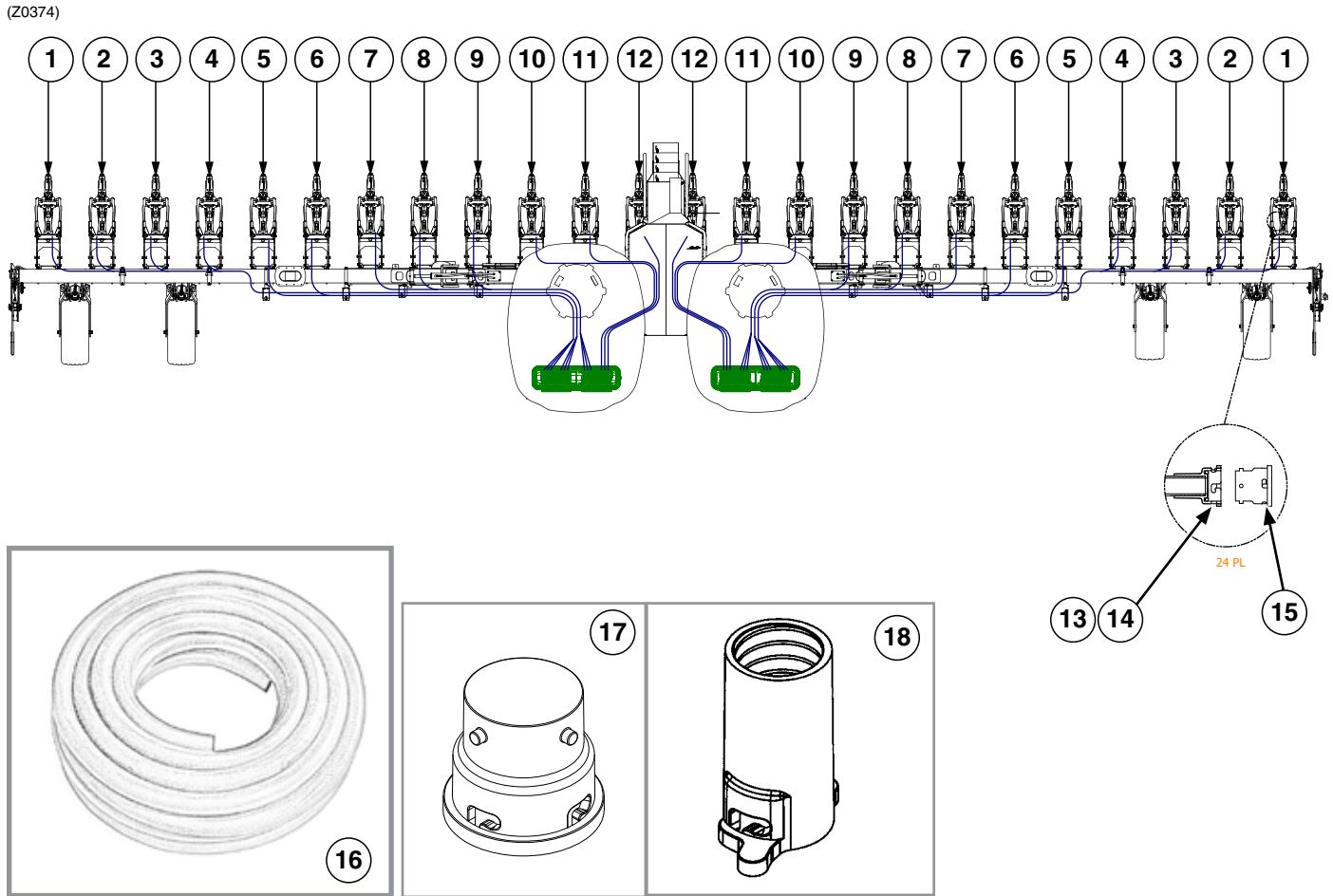
ITEM	PART NO.	QTY.	DESCRIPTION
1	GB0673	1	Bulk Fill Tank Lid
	GD24879-01	1	Rope Tether, 36"
	G11386	1	Flat Washer, 5/16"SAE
2	G10132501	10	Hex Flange Head Cap Screw, 1/4"-20 x 1 3/4"
3	GD35844	2	Top Ring Mount Plate
4	GD35857	6	Foam Seal Washer
5	GB0905	2	Lid Seal Ring Spacer
	GD24754	4	Foam Seal
6	GB1206	1	Bulk Fill Tank Lid Latch
7	GB0675	1	Bulk Fill Tank Lid Seal
8	GD24386	6	Bulk Fill Lid Seal Ring Segment
9	G11522	18	Phillip Pan Head Tapping Screw, #8-18 x 5/8"
10	*GD35274-01	1	Ribbon Sealer, 66 1/2" (Length Used For Tank Lid)
11	G10058001	1	Bulk Seed Tank, 25 Bushel
12	GD20923	2	Entrainer Mount Tap Block, Short
13	G10057501	2	Entrainer Mount Tap Block
14	GD19690-03	1	Ribbon Sealer, 6.5'
15	GD19690-04	1	Ribbon Sealer, 7'
16	GD37001	1	Entrainer Adapter, 12 Row
17	G10171	4	Hex Head Cap Screw, 5/16"-18 x 1 1/4"
	G11386	4	Flat Washer, 5/16" SAE
	G11182	4	Lock Nut W/Nylon Insert, 5/16"-18
18	G11539	4	Hex Socket Flange Cap Screw, 5/16"-18 x 3/4"
19	G10302501	1	Foam Cord, 5/16" x 58.191"
20	G11261	14	Hex Socket Head Cap Screw, 3/8"-16 x 1"
21	GD27607	1	Ground Strap
22	G10529	1	External Tooth Lock Washer, 3/8"
23	---	---	See "Entrainer Assembly" on page P85
24	GD19508	8	O-Ring, Small Coupler
25	GB0431	8	Bulk Fill Small Cap
A	G10129501	-	Bulk Fill Lid Seal Assembly (Items 6-9)

*Available in bulk only (21.75').

(103661)



ITEM	PART NO.	QTY.	DESCRIPTION
1	---	-	See "25 Bu. Bulk Fill Tank and Entrainer" on page P79
2	GA14041	3	Bulk Fill Tank Mount
3	GA17034	1	Rear Tank Mount
4	G10351401	1	Tank Support
5	G10351701	1	Tank Saddle
6	G10351501	1	Tube
7	GD33953	2	Side Mount Plate
8	GD34071	1	Mount Plate
9	GD35126	2	Shim, 10 Gauge (.1345")
10	GD33958	1	Threaded Rod
11	GD19212	2	U-Bolt, 2 1/2" x 3/8"-16
12	G10062	6	Hex Head Cap Screw, 3/8"-16 x 3"
13	G10001	2	Hex Head Cap Screw, 3/8"-16 x 1"
14	G10305	4	Hex Head Cap Screw, 3/8"-16 x 1"
15	G11408	8	Hex Serrated Flange Cap Screw, 3/8"-16 x 1-1/2"
16	G10108	6	Lock Nut, 3/8"-16
17	G11091	8	Serrated Flange Nut, 3/8"-16
18	G11528	1	Hex Nut W/External Tooth Washer, 1/4"-20
19	G11249	1	External Tooth Washer, 1/4"
20	G10201	2	Special Washer, 3/8" x 1 1/2" O.D.



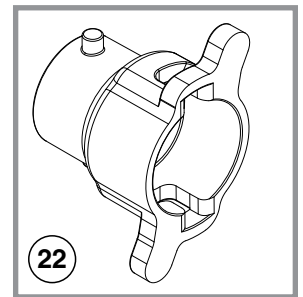
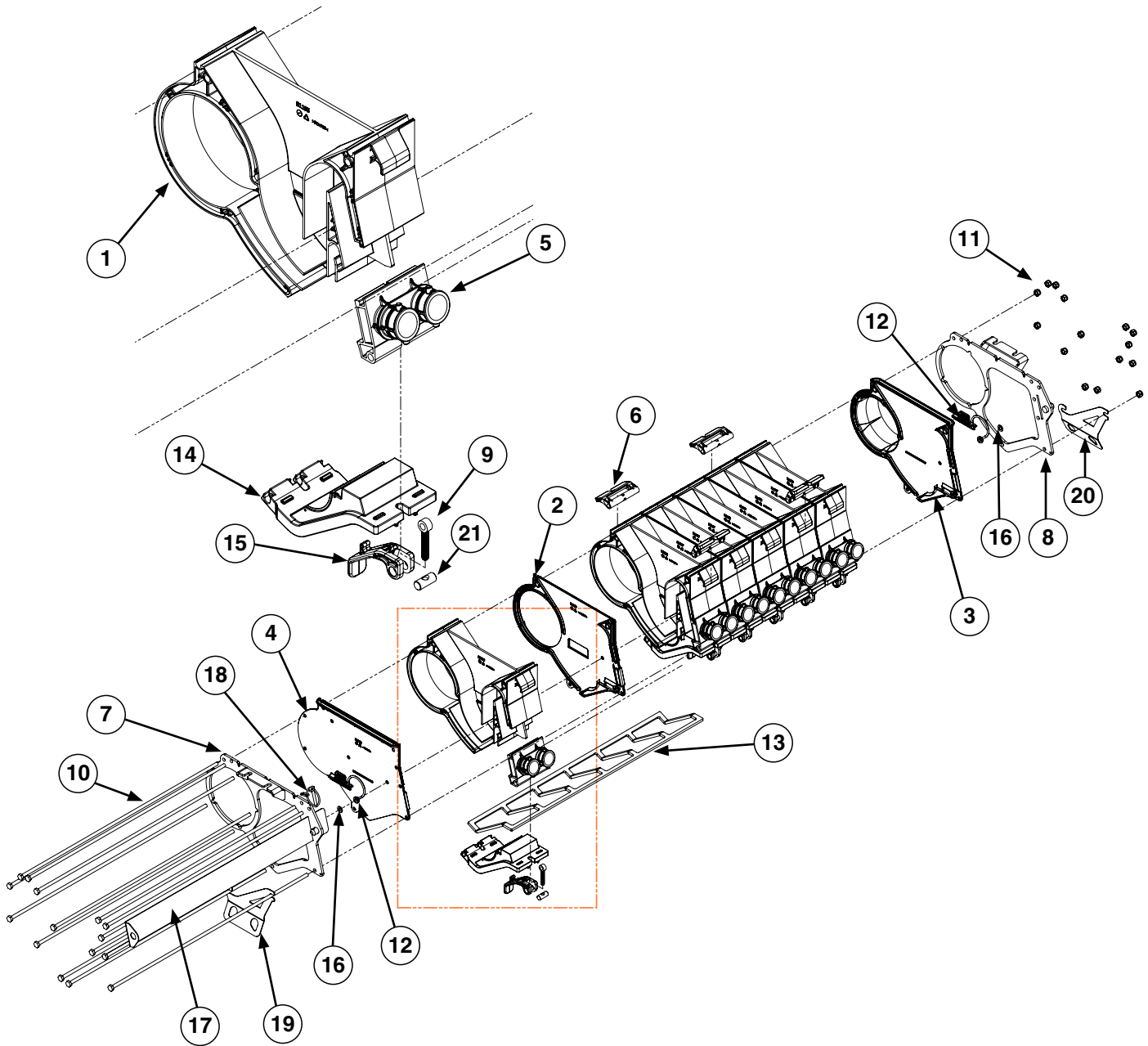
ITEM	PART NO.	QTY.	DESCRIPTION
1	*A13855	2	Hose Assembly, 1¼" x 434" (110 Bu. Capacity)
	*A13870-441	2	Hose Assembly, 1¼" x 441" (50 Bu. Capacity)
2	*A13856	2	Hose Assembly, 1¼" x 423"
3	*A13857	2	Hose Assembly, 1¼" x 394"
4	*A13858	2	Hose Assembly, 1¼" x 367"
5	*A13859	2	Hose Assembly, 1¼" x 345"
6	*A13819	2	Hose Assembly, 1¼" x 313"
7	*A13840	2	Hose Assembly, 1¼" x 285"
8	*A13818	2	Hose Assembly, 1¼" x 280"
9	*A13860	2	Hose Assembly, 1¼" x 208"
10	*A13861	2	Hose Assembly, 1¼" x 154" (110 Bu. Capacity)
	*A18370-133	2	Hose Assembly, 1¼" x 133" (50 Bu. Capacity)
11	*A13834	2	Hose Assembly, 1¼" x 125" (110 Bu. Capacity)
	*A18370-103	2	Hose Assembly, 1¼" x 103" (50 Bu. Capacity)
12	*A13870-110	2	Hose Assembly, 1¼" x 110" (110 Bu. Capacity)
	*A13870-88	2	Hose Assembly, 1¼" x 88" (50 Bu. Capacity)
13	GD19509	24	O-Ring, Large
14	GD19508	24	O-Ring, Small
15	GB0425	24	Dissipator Quick Coupler
16	GR1947	-	Bulk Fill Hose, 1" I.D. x 1¼" O.D. x 100'
17	GB0430	-	Bulk Fill Large Cap
18	GB0429	-	Seed Entrainer Quick Coupler

*Hose not stocked by Kinze repair parts, but is available in bulk (GR1947).

This page left blank intentionally.

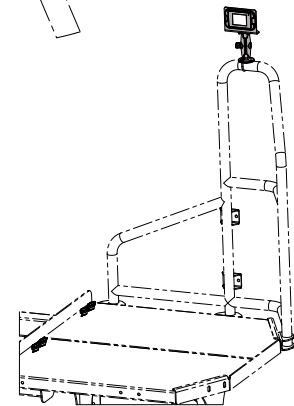
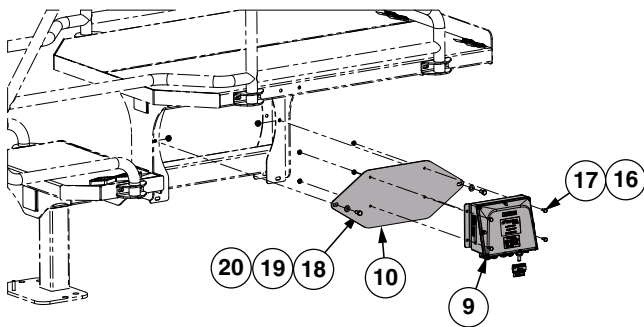
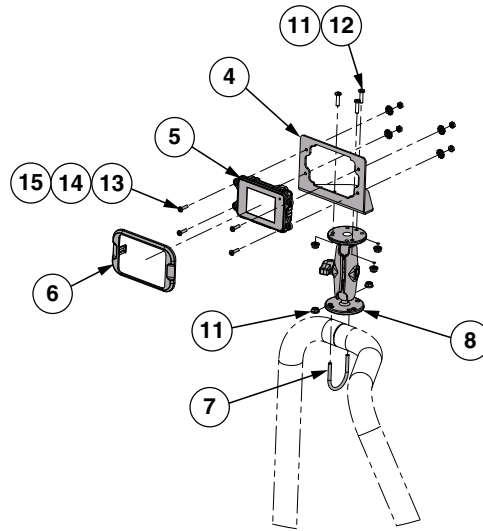
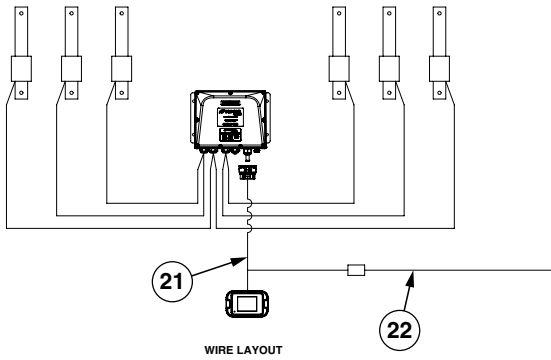
(A27159)

L.H. Shown

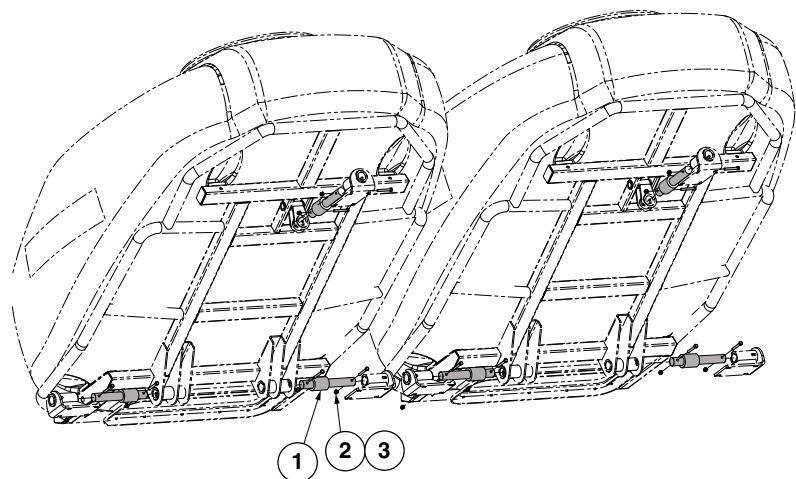


ITEM	PART NO.	QTY.	DESCRIPTION
1	GB1195	6	Entrainer Section
2	GB1197	5	Entrainer Interior Wall
3	GB1201	1	Entrainer End Cap, L.H.
4	GB1199	1	Entrainer End Cap, L.H.
5	GB1196	6	Dual Entrainer Outlet, 1"
6	GB1204	4	Entrainer Mount Adapter
7	GA27156	1	Entrainer Retainment Assembly, L.H.
8	GA27157	1	Entrainer Retainment Assembly, R.H.
9	GD19864	6	Eye Bolt, 1/4"-20 x 1.83 OAL
10	GD37049	15	Hex Head Cap Screw, 1/4"-20 x 21.25", Grade 2
11	G10110	15	Hex Locknut, 1/4"-20
12	GB0444	2	Bulk Fill Shutoff Door Plug
13	G10301201	1	Cleanout Door Gasket, 12 Section
14	GA26104	6	Entrainer Door Assembly
15	GB1203	6	Entrainer Door Latch
16	G11328	2	Washer, 1/4"
17	G10019303	1	Entrainer Slide, 21.673
18	G11339	1	Lynch Pin, 3/16" x 1-1/4", W/Chain
19	G10017201	1	Bulk Fill Chute Hanger
20	G1007301	1	Bulk Fill Chute Hanger
21	GD21080	6	Cam Nut, 1/4"-20
22	GB0430	-	Bulk Fill Large Cap
A	GA27158	-	Bulk Fill Entrainer Assembly, R.H. (Items 1-21)
B	GA27159	-	Bulk Fill Entrainer Assembly, L.H. (Shown) (Items 1-21)

(103251)

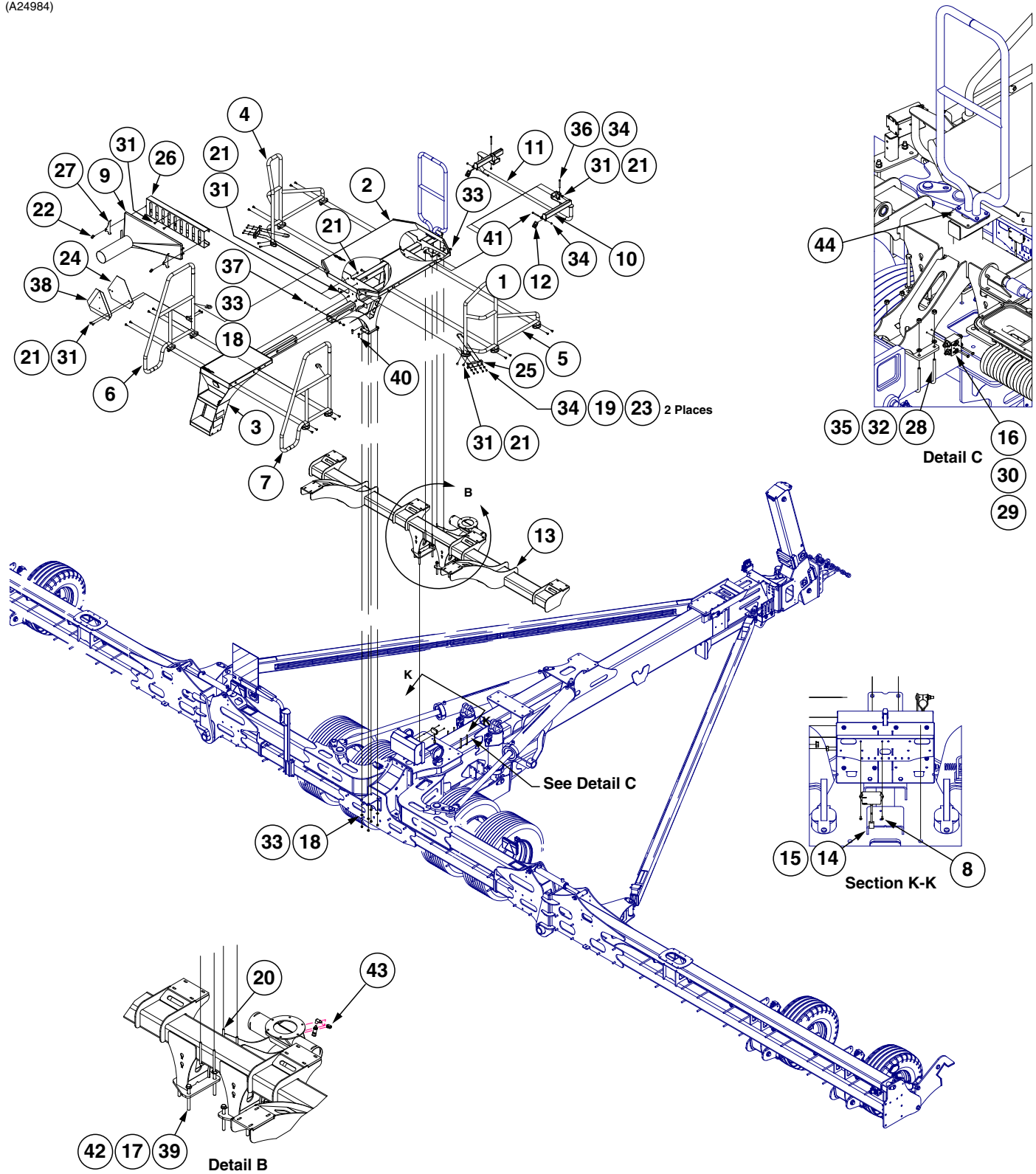


4805 DISPLAY MOUNT LOCATION

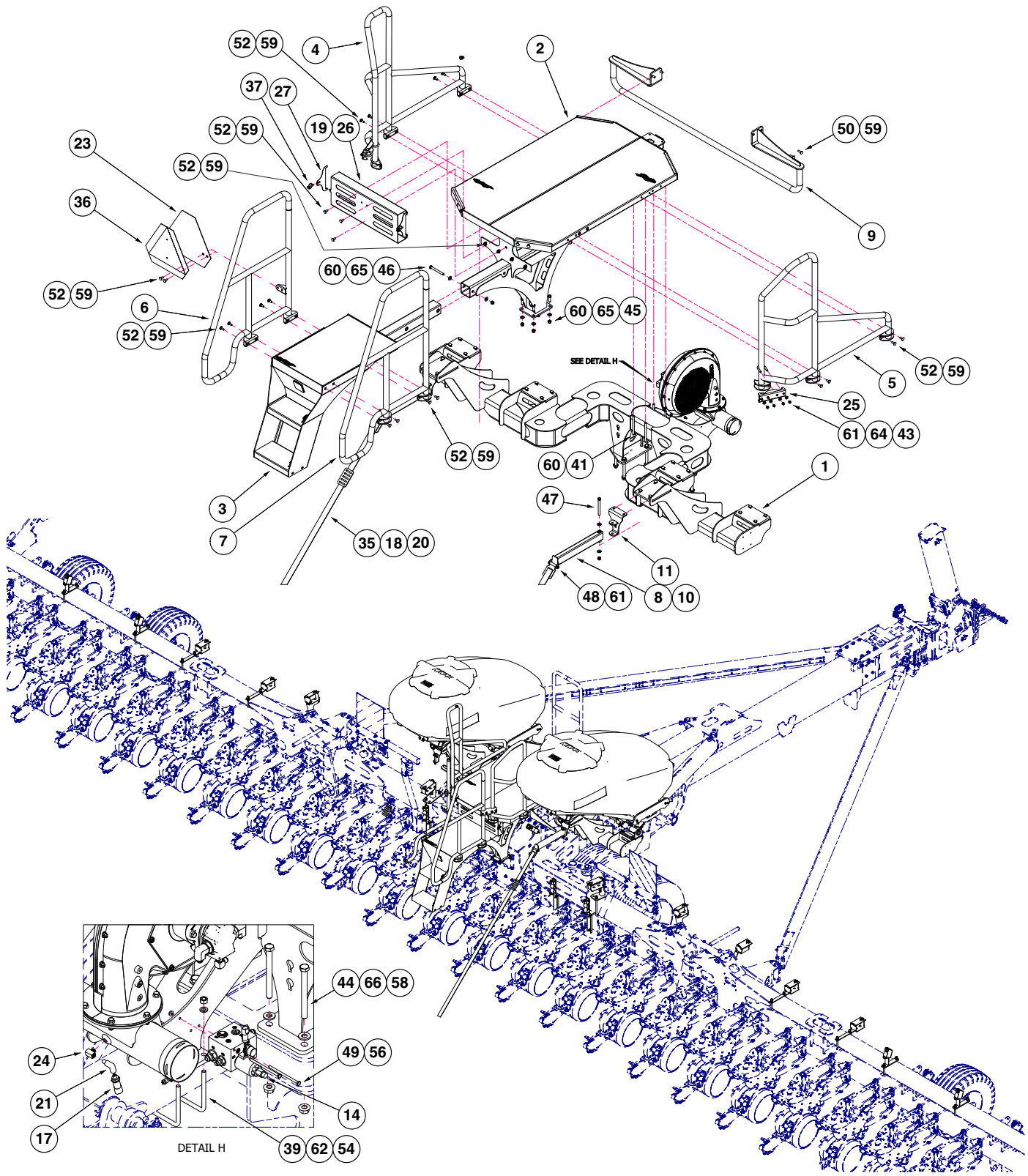


ITEM	PART NO.	QTY.	DESCRIPTION
1	GA14135	6	Load Cell
2	G10325	12	Hex Head Cap Screw, 3/8"-16 x 2 3/4"
3	G10108	12	Lock Nut, 3/8"-16
4	G10242601	1	Display Mount Bracket
5	G10488901	1	PHD28 Scale Display
6	G10267101	1	Scale Display Bezel
7	GD20282	1	U-Bolt, #10-32
8	GA12403	1	Mounting Bracket Assembly, Includes: (2) Mounting Brackets, (2) Connector Halves, (1) Compression Spring
9	G10002701	1	Scale CAN Module
10	GD26310	1	Module Mounting Bracket
11	G11284	5	Serrated Flange Nut, #10-32
12	G11401	3	Phillips Pan Head Machine Screw, #10-32 x 3/4"
13	G10251	4	Hex Nut, No. 8-32
14	G11065	4	Phillips Pan Head Machine Screw, No. 8-32 x 5/8", Stainless Steel
15	G10931	4	Lock Washer, No. 8, Internal/External, Stainless Steel
16	G10621	4	Serrated Flange Nut, 1/4"-20
17	G10020	4	Sensor Bracket
18	G10002	2	Hex Head Cap Screw, 3/8"-16 x 3/4"
19	G11387	2	Hardened Washer, 3/8" SAE
20	G10622	2	Serrated Flange Nut, 3/8"-16
21	G10242801	1	Bulk Fill Scale CAN Cable
22	G10286102	1	CAN Stub Harness

(A24984)

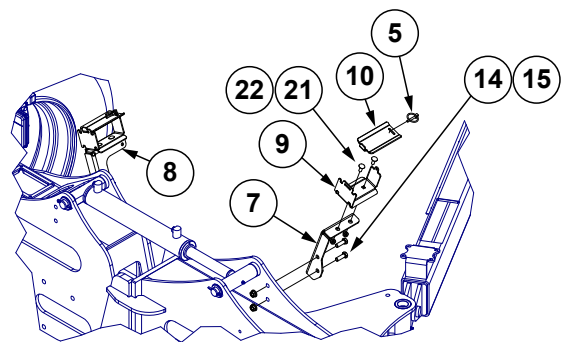
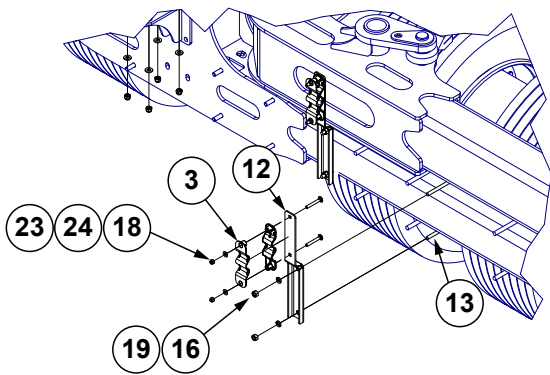
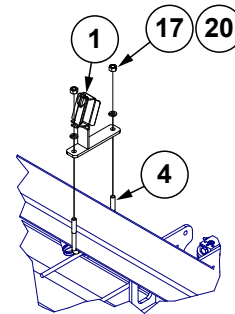
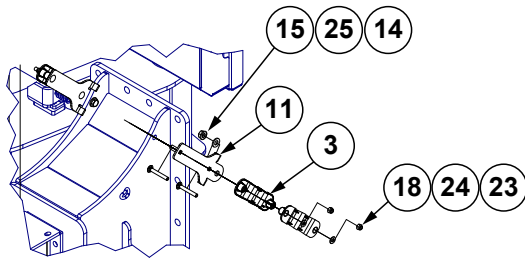
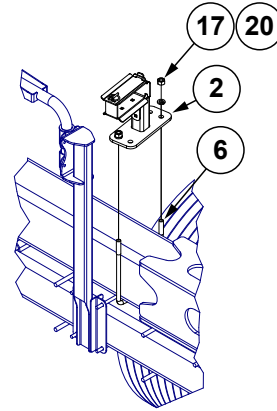
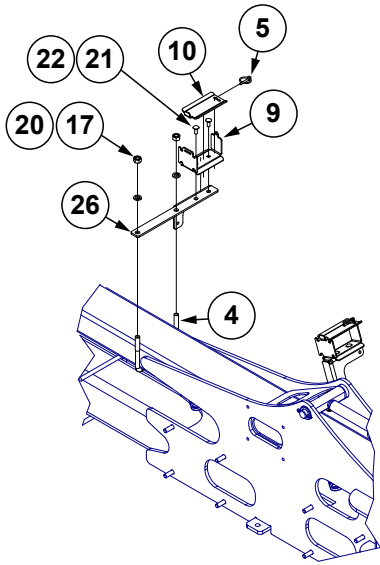


ITEM	PART NO.	QTY.	DESCRIPTION
1	GA14152	2	Hose Strap
2	GA24723	1	Catwalk
3	GA24724	1	Catwalk Ladder
4	GA24728	1	Handrail, R.H.
5	GA24729	1	Handrail, L.H.
6	GA24730	1	Handrail
7	GA24731	1	Handrail
8	G10977	2	Phillips Pan Head Machine Screw, No. 10-24 x 1/2", Stainless Steel
9	GA14822	1	Center Cleanout Chute
10	GA24933	2	Swing Arm
11	GA24934	1	Hose Hanger
12	GA26179	2	Strap Fix Bracket
	GD11124	2	Strap, Polyester, 1-3/4" x 84"
	GD36071	2	Strap Fix Plate
13	---	-	See "Bulk Fill System" on page P69
14	GA14847	1	Low Pressure Sensor (0-40 IN H ₂ O)
15	GA12812	1	Hall Effect Adapter
16	---	-	See "Hydraulic Valve Block on Vacuum Motor (Blue Drive)" on page P215
17	G11391	8	Flat Washer, 5/8" SAE
18	G11389	14	Flat Washer, 1/2" Plated SAE
19	G11387	20	Flat Washer, 3/8" SAE
20	GD11721	2	U-Bolt, 5" x 7" x 1/2"-13
21	G11091	32	Serrated Flange Nut, 3/8"-16
22	GD2558	10	Lynch Pin, 1/4"
23	GD27190	4	U-Bolt, 1 1/2" x 3/8"-16
24	G11391	8	Flat Washer, 5/8" SAE
25	GD34545	2	Bracket
26	GD34701	1	Cleanout Chute Tray
27	GD34702	2	Chute Tray End Plate
28	GD34924	2	U-Bolt, 8" x 5" x 1/2"-13
29	G10621	2	Serrated Flange Nut, 1/4"-20
30	G10403	2	Hex Head Cap Screw, 1/4"-20 x 2 1/2"
31	G10305	46	Carriage Bolt, 3/8"-16 x 1"
32	G10228	4	Lock Washer, 1/2"
33	G10111	10	Lock Nut, 1/2"-13
34	G10108	24	Lock Nut, 3/8"-16
35	G10102	12	Hex Nut, 1/2"-13
36	G10063	2	Hex Head Cap Screw, 3/8"-16 x 4"
37	G10045	2	Hex Head Cap Screw, 1/2"-13 x 4 1/2"
38	G11415	8	Serrated Flange Nut, 5/8"-11
39	G10012	8	Hex Head Cap Screw, 5/8"-11 x 6 1/2"
40	G10017	14	Hex Head Cap Screw, 1/2"-13 x 1 1/2"
41	G10809	2	Hex Head Cap Screw, 3/8"-16 x 3 1/4"
42	G11415	8	Serrated Flange Nut, 5/8"-11
43	G10023601	1	1/8" x 1/8" NPT 90° Elbow
	GA14805	1	Air Pressure/Vacuum Sensor
	GD28372	1	Brass Tee, 1/8" NPT Female-Male-Female
44	GA24733	1	Center Handrail
	G10108	4	Lock Nut, 3/8"-16
	G11738	4	Hex Head Cap Screw, 3/8"-16 x 1"

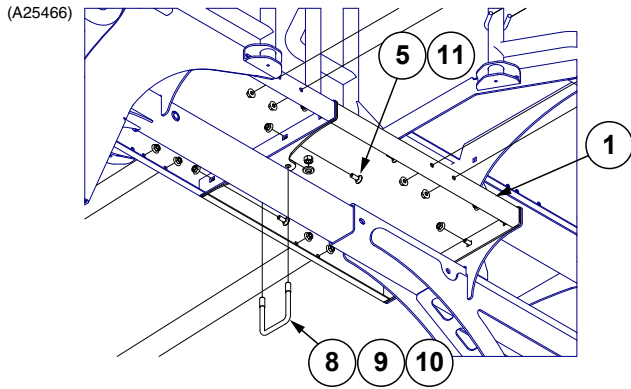


ITEM	PART NO.	QTY.	DESCRIPTION
1	---	-	See "50 Bu. Bulk Fill System" on page P71
2	GA24723	1	Catwalk
3	GA24724	1	Catwalk Ladder
4	GA24728	1	Handrail, R.H.
5	GA24729	1	Handrail, L.H.
6	GA24730	1	Handrail
7	GA24731	1	Handrail
8	GA26193	2	Swing Arm
9	G1049001	1	Hose Hanger
10	GA26179	2	Strap Fix Bracket
11	G10490401	2	Bracket
14	---	-	See "Hydraulic Valve Block on Vacuum Motor (Blue Drive)" on page P215
17	GA14805	1	Air Pressure/Vacuum Sensor (-3.75 to 3.75 PSI)
18	GA14152	2	Seed Hose Strap
19	GA14822	1	Cleanout Chute
20	G10428201	2	Strap Fix Plate
21	G10023601	1	Elbow, 1/8" x 1/8" NPT, 90°
23	GD27204	1	SMV Backer Plate
24	GD28372	1	1/8" NPT Tee, Brass (Female/Male/Fem)
25	GD34545	2	Bracket
26	GD34701	1	Cleanout Chute Tray
27	GD34702	2	Chute Tray End Plate
35	GD11124	2	Polyester Strap, 1-3/4" x 84"
36	G7100-36	1	Decal, SMV
39	D34924	2	U-Bolt, 8" x 5" x 1/2"-13
43	GD27190	4	U-Bolt, 1-1/2" x 3/8"-16
44	G10012	8	Hex Head Cap Screw, 5/8"-11 x 6 1/2"
45	G10017	14	Hex Head Cap Screw, 1/2"-13 x 1 1/2"
46	G10045	2	Hex Head Cap Screw, 1/2"-13 x 4 1/2"
47	G10348	2	Hex Head Cap Screw, 1/2"-13 x 5"
48	G10809	2	Hex Head Cap Screw, 3/8"-16 x 3 1/4"
49	G11203	2	Hex Head Cap Screw, 1/4"-20 x 4 1/2"
50	G10599	4	Carriage Bolt, 3/8"-16 x 1 1/4"
52	G10305	45	Carriage Bolt, 3/8"-16 x 1"
54	G10102	12	Hex Nut, 1/2"-13
56	G10621	2	Serrated Flange Nut, 1/4"-20
57	G10622	16	Serrated Flange Nut, 3/8"-16
58	G11415	8	Serrated Flange Nut, "-11
59	G11091	33	Serrated Flange Nut, 3/8"-16
60	G10111	12	Lock Nut, 1/2"-13
61	G10108	10	Lock Nut, 3/8"-16
62	G10228	12	Lock Washer, 1/2"
64	G11387	8	Hardened Washer, 3/8" SAE
65	G11389	14	Flat Washer, 1/2" Plated SAE
66	G11391	8	Flat Washer, 5/8" SAE

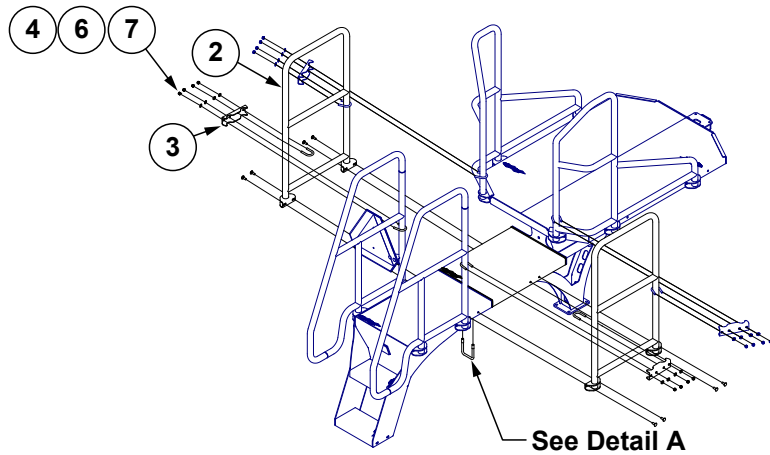
(A24984)



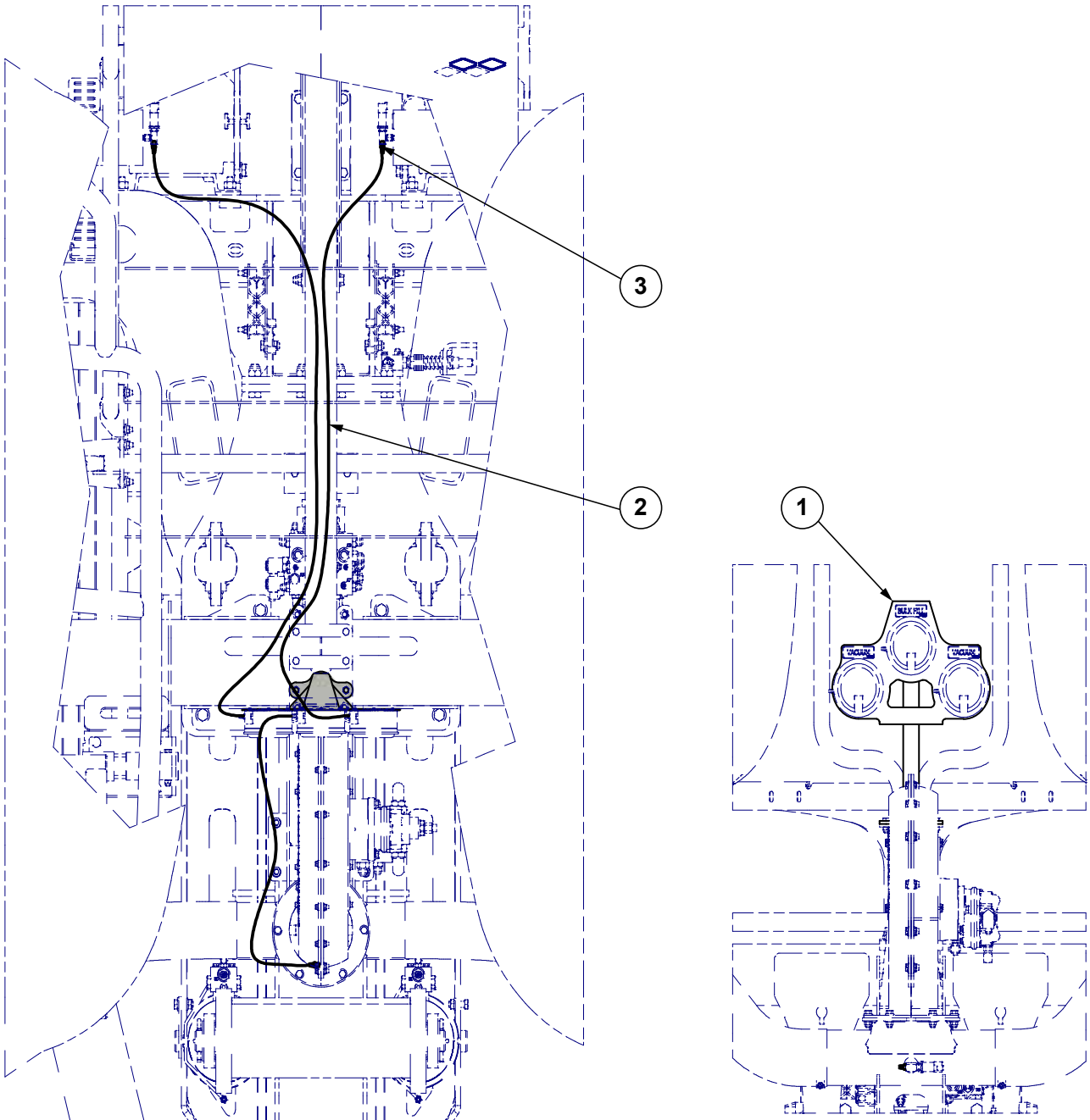
ITEM	PART NO.	QTY.	DESCRIPTION
1	GA24988	4	Hose Bracket Assembly
2	GA25005	2	Bulk Fill Hose Holder Support
3	GB0969	12	5 Position Wave Stacker
4	GD16598	8	U-Bolt, 4" x 7" x 5/8"-11
5	GD2558	10	Lynch Pin, 1/4"
6	GD34957	2	U-Bolt, 7" x 10" x 5/8"-11
7	GD34959	2	Hose Support Bracket
8	GD34960	2	Hose Support Bracket
9	GD34961	8	Hose Support Bracket
10	GD34962	8	Hose Clamp
11	GD35298	2	Hose Support Bracket
12	GD35299	4	Hose Support Bracket
13	GD7145	4	U-Bolt, 7" x 7" x 1/2"-13
14	G10017	14	Hex Head Cap Screw, 1/2"-13 x 1 1/2"
15	G10071	10	Serrated Flange Nut, 1/2"-13
16	G10102	12	Hex Nut, 1/2"-13
17	G10104	20	Hex Nut, 5/8"-11
18	G10108	24	Lock Nut, 3/8"-16
19	G10228	4	Lock Washer, 1/2"
20	G10230	20	Lock Washer, 5/8"
21	G10305	46	Carriage Bolt, 3/8"-16 x 1"
22	G10622	16	Serrated Flange Nut, 3/8"-16
23	G10898	12	Carriage Bolt, 3/8"-16 x 2 3/4"
24	G11387	20	Flat Washer, 3/8" SAE
25	G11389	14	Flat Washer, 1/2" Plated SAE
26	GD34963	4	Hose Support



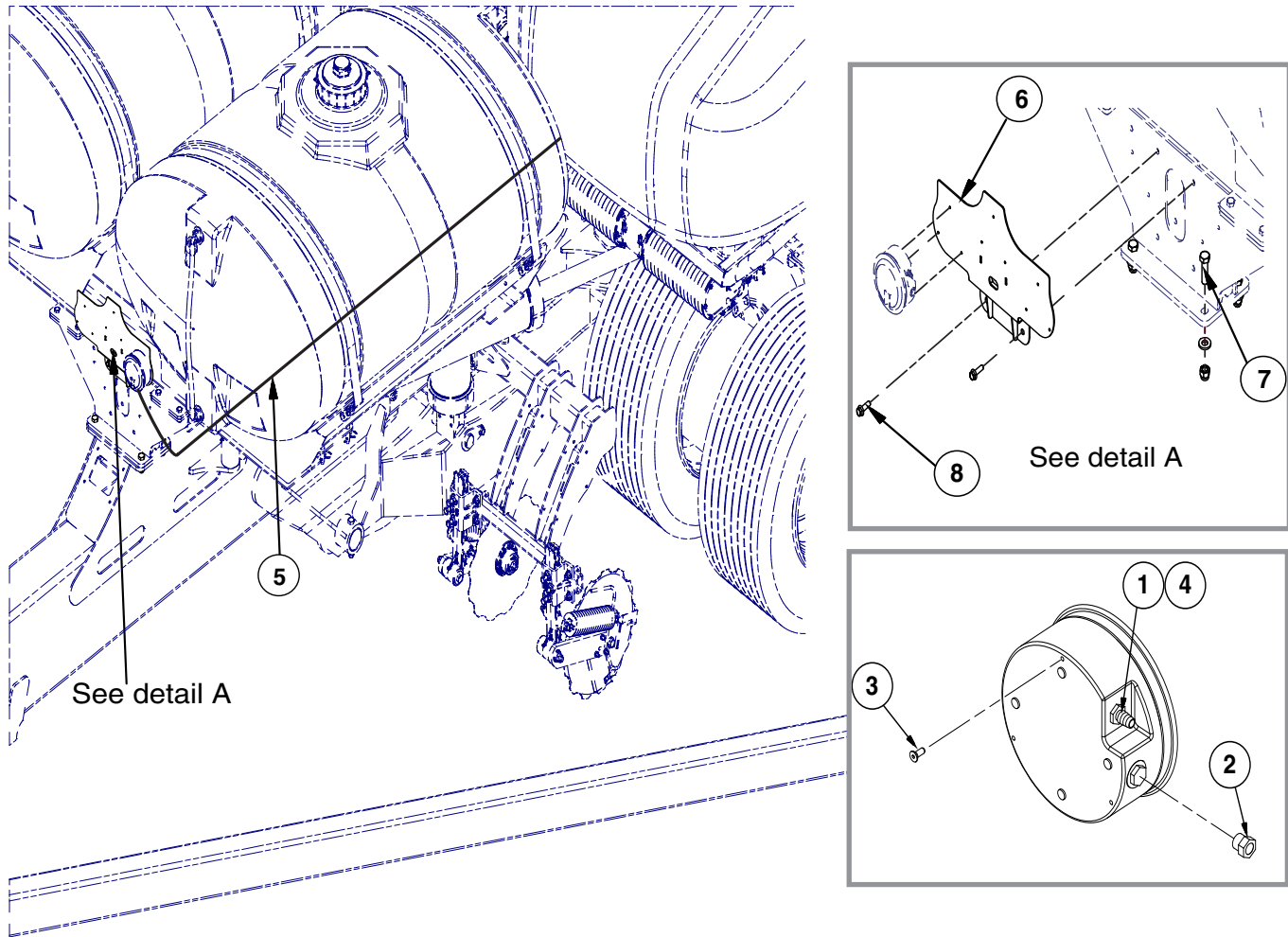
Detail A



ITEM	PART NO.	QTY.	DESCRIPTION
1	GA24726	1	Top Catwalk
2	GA24732	2	Handrail
3	GD34545	2	Bracket
4	GD27190	4	U-Bolt, 1½" x ⅜"-16
5	G10305	16	Carriage Bolt, ⅜"-16 x 1"
6	G11387	8	Flat Washer, ⅜" SAE
7	G10108	8	Lock Nut, ⅜"-16
8	GD4743	1	U-Bolt, 3" x 3" x ½"-13
9	G10230	2	Lock Washer, ⅝"
10	G10102	2	Hex Nut, ½"-13
11	G11091	18	Serrated Flange Nut, ⅜"-16



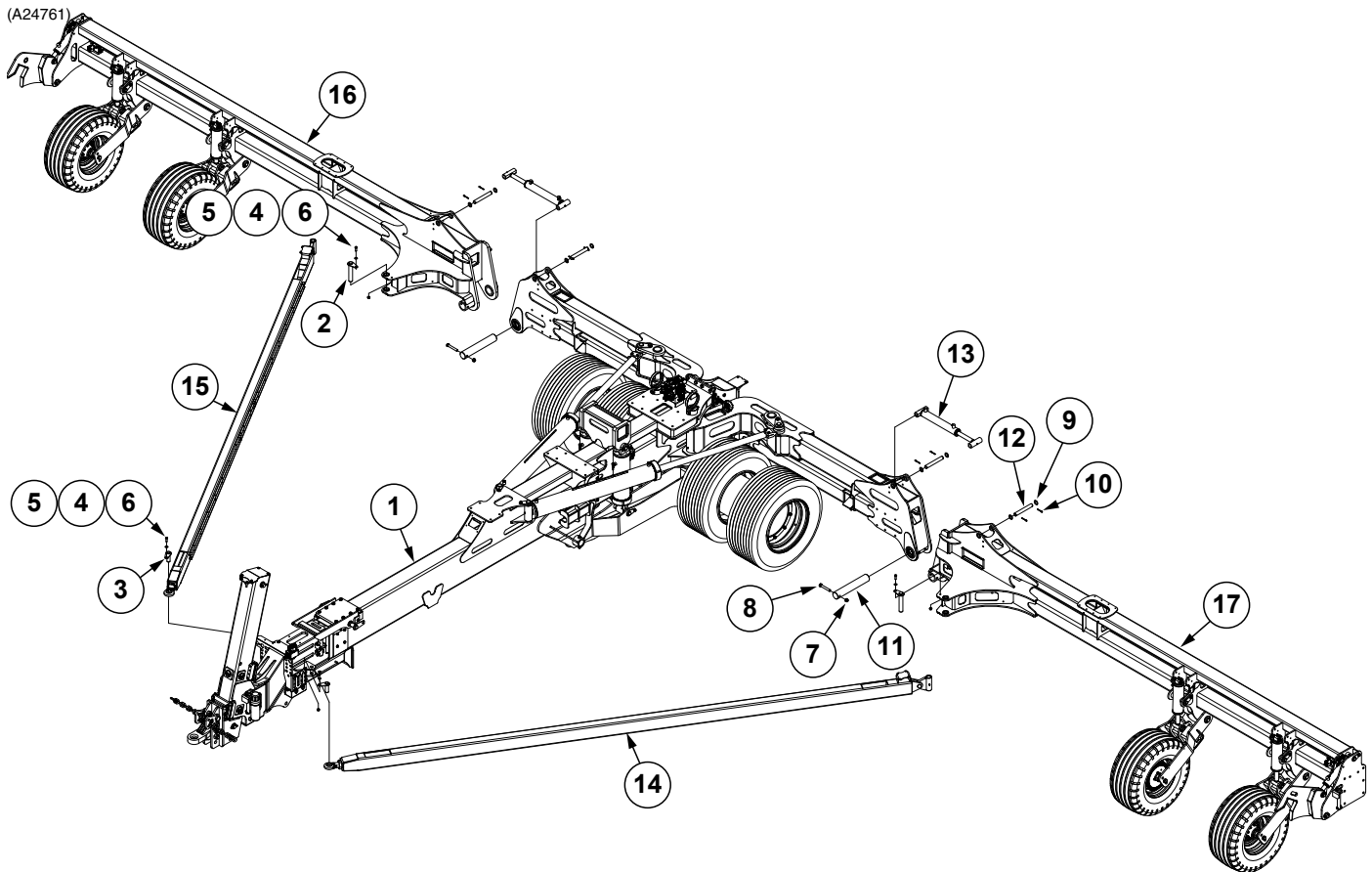
ITEM	PART NO.	QTY.	DESCRIPTION
1	GA25465	1	Gauge Mount
2	GD15849-02	3	Clear Plastic Tubing, 5/16" O.D. x 120"
3	GR1777	3	Hose Barb, 1/8" Male NPT To 3/16" Barb



With Liquid Fertilizer Tank Installed

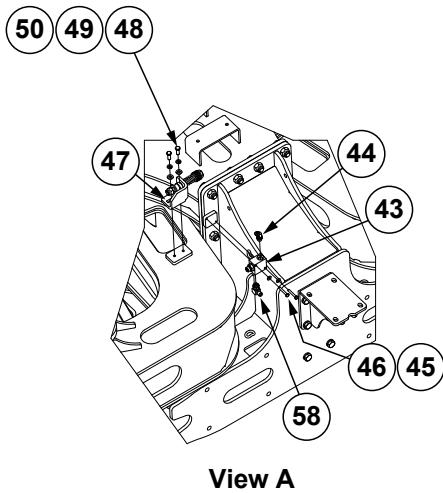
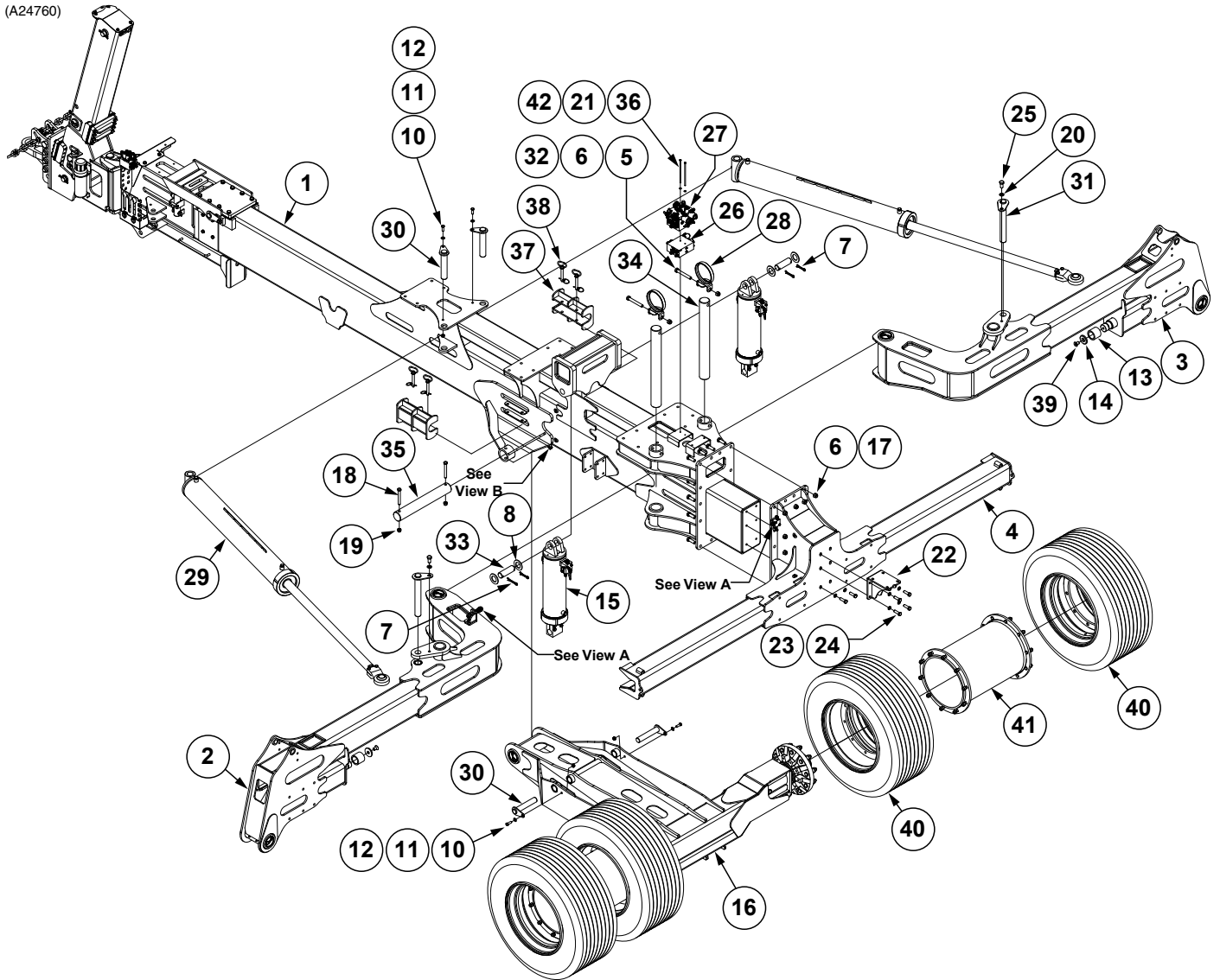
ITEM	PART NO.	QTY.	DESCRIPTION
1	GA21406	1	Analog Vacuum Gauge W/Hose Barb
	GR1777	-	Hose Barb, 3/16" x 1/8" NPT
2	GA10799	1	Breather, 1/8" Male NPT
3	G11215	3	Hex Socket Head Cap Screw, No. 6-32 x 3/8", Grade 8
4	GD15849-04	1	Clear Plastic Tubing, 5/16" O.D. x 144"
5	GD15849-02	-	Clear Plastic Tubing, 5/16" O.D. x 120"
6	GA25806	1	Gauge Mount
7	G11391	8	Flat Washer, 5/8" SAE
	G10107	8	Lock Nut, 5/8"-11
	G10008	8	Hex Head Cap Screw, 5/8"-11 x 2"
8	G11204	2	Hex Serrated Flange Cap Screw, 1/2"-16 x 1 1/4", Grade 5
	G10023	2	Hex Head Cap Screw, 1/4"-20 x 3/4"

This page left blank intentionally.

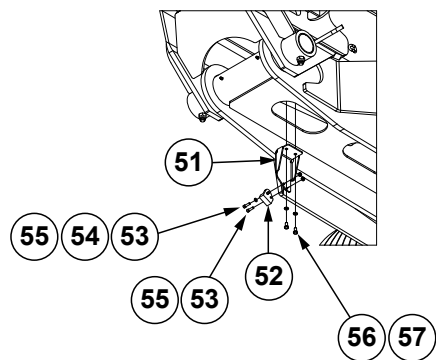


ITEM	PART NO.	QTY.	DESCRIPTION
1	---	1	See "H-Frame, Hitch, and Axle" on page P100
2	GA17265	2	Hammer Strap Pin
3	GA25330	2	Draft Link Front Pin
4	G11389	4	Flat Washer, 1/2" Plated SAE
5	G10071	4	Serrated Flange Nut, 1/2"-13
6	G10017	4	Hex Head Cap Screw, 1/2"-13 x 1 1/2"
7	G10112	2	Lock Nut, 3/4"-10
8	G10050	2	Hex Head Cap Screw, 3/4"-10 x 5"
9	G10159	8	Washer, 1 7/8", 10 Gauge (.1345")
10	G10460	8	Cotter Pin, 1/4" x 2"
11	GD34810-01	2	Pin, 3" x 17.688"
12	GD29104-12	4	Pin, 1-1/4" x 9.38"
13	GA24770	2	See "Wing Down Pressure Cylinder" on page P142
14	GA25227	1	Draft Link, L.H.
15	GA24691	1	Draft Link, R.H.
16	---	1	See "R.H. Wing" on page P103
17	---	1	See "L.H. Wing" on page P105

(A24760)



View A



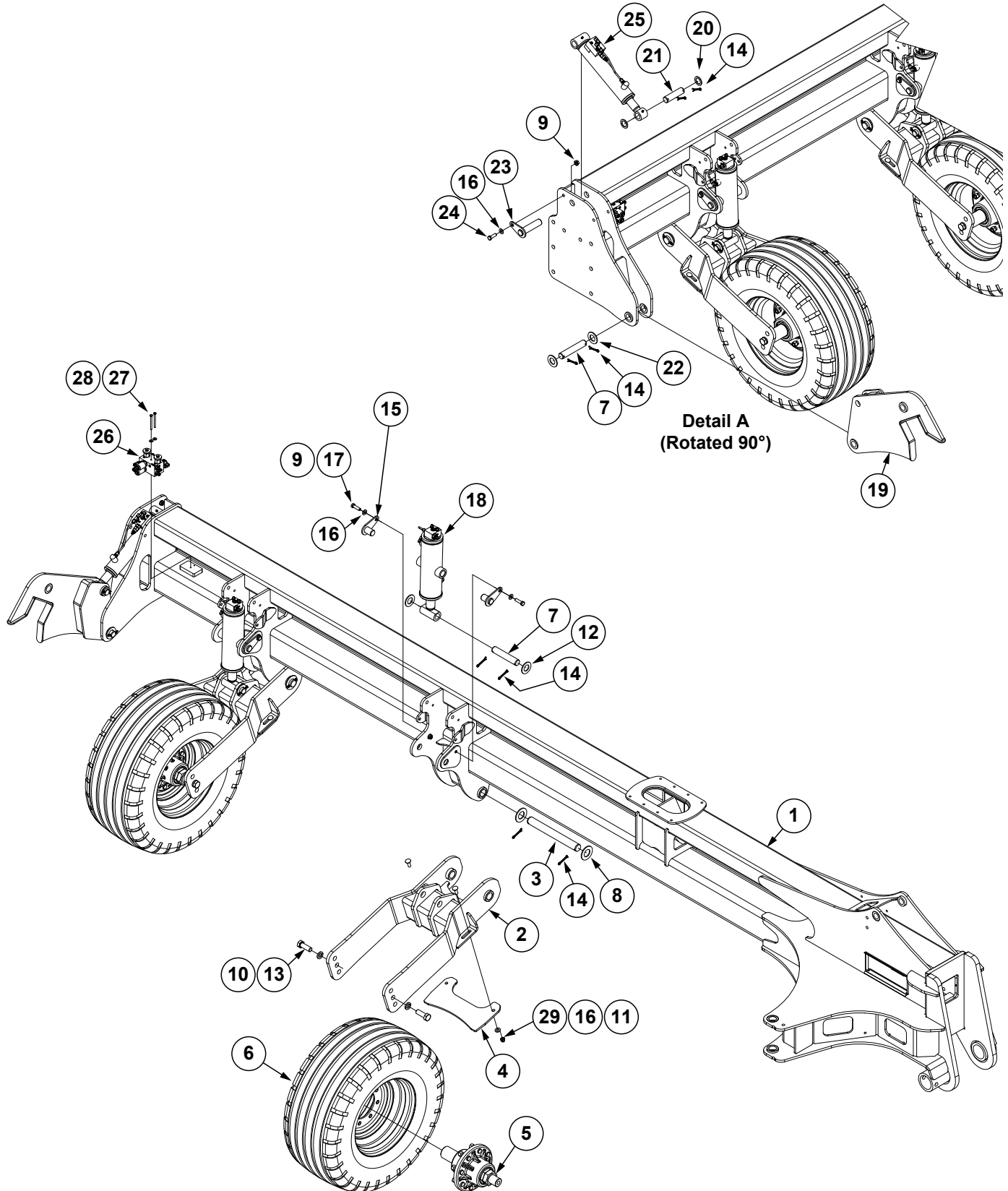
View B

ITEM	PART NO.	QTY.	DESCRIPTION
1	---	-	See "Hitch Assembly" on page P109
2	GA25115	1	L.H. Stub Wing
3	G10338201	1	R.H. Stub Wing
4	GA25116	1	Center Frame
5	G10058	2	Hex Head Cap Screw, 3/4"-10 x 5 1/2"
6	G10112	16	Lock Nut, 3/4"-10
7	G10471	4	Cotter Pin, 3/8" x 2 1/2"
8	G11856	4	Flat Washer, 1 3/4"
9	---	-	---
10	G11389	4	Flat Washer, 1/2" Plated SAE
11	G10071	4	Serrated Flange Nut, 1/2"-13
12	G10017	4	Hex Head Cap Screw, 1/2"-13 x 1 1/2"
13	GD34905	2	Stub Wing Roller
14	GD34906	2	Roller Retainer
15	GA24767	2	See "Master Cylinder (Center)" on page P140
16	GA24568	1	See "Transport Axle W/Hubs" on page P113
17	G11071	14	Hex Head Cap Screw, 3/4"-10 x 2 1/4"
18	G10046	2	Hex Head Cap Screw, 5/8"-11 x 5"
19	G10107	2	Lock Nut, 5/8"-11
20	G10231	2	Lock Washer, 3/4"
21	G10621	2	Serrated Flange Nut, 1/4"-20
22	G10424901	1	Catwalk Mount
23	G10230	6	Lock Washer, 5/8"
24	G10008	6	Hex Head Cap Screw, 5/8"-11 x 2"
25	G10025	2	Hex Head Cap Screw, 3/4"-10 x 1 1/2"
26	---	1	See "Fold/Marker Manifold Block" on page P148
27	---	1	See "Lift/Down Force Manifold Block" on page P144
28	GA24783	2	Hose Protector
29	GA24769	2	See "Fold Cylinder" on page P136
30	GA24909	4	Fold Cylinder Mount Pin
31	GA24910	2	Fold Cylinder Clevis Pin
32	G11392	4	Flat Washer, 3/4" SAE
33	GD34811-01	2	Pin, 1 3/4" x 5 3/8"
34	GD34810-02	2	Pin, 3" x 27 1/2"
35	GD34813-01	1	Pin, 3" x 21 1/4"
36	G11854	2	Hex Head Cap Screw, 1/4"-20 x 8", Grade 5
37	GA24856	2	Cylinder Lockup
38	GA8312	4	Hitch Pin, 5/8" x 4-1/2" W/Lynch Pin
	GD5625	1	Lynch Pin, 3/16" (Included W/GA8312)
39	G11853	2	Hex Flat Head Cap Screw, 3/4"-10 x 1 1/4"
40	GA24574	4	Tire and Rim Assembly
	GA24575	4	Rim, 22.5 x 14
	GD16058	4	Tire, 445-50R22.5 Radial Load Range L (Specify Brand*)
41	GA24573	2	Wheel Spacer
	GR0528	40	Stud, 5/8"-18 x 2 1/4", Grade 8
	G11514	40	Non-Serrated Flange Locknut, 5/8"-18
42	G10211	2	Washer, 1/4" SAE
43	GA15784	1	Interlock Valve
44	G6802-06-06	1	45° Elbow, 9/16"-18 x 9/16"-18 W/O-Ring
45	G11385	2	Flat Washer, 1/4" SAE

ITEM	PART NO.	QTY.	DESCRIPTION
46	G10040	2	Hex Head Cap Screw, 1/4"-20 x 1 1/4"
47	GA23989	1	Limit Valve Adjustment Plate
48	G11387	2	Flat Washer, 3/8" SAE
49	G10229	2	Lock Washer, 3/8"
50	G10001	2	Hex Head Cap Screw, 3/8"-16 x 1"
51	GD35383	1	Position Switch Mount
52	GA18353	1	Position Switch Magnetic Reed
53	G10252	2	Hex Socket Head Cap Screw, 1/4"-20 x 7/8", Grade 8
54	G11328	1	Washer, 1/4"
55	G10110	2	Lock Nut, 1/4"-20, Grade B
56	G10018	2	Hex Head Cap Screw, 5/16"-18 x 5/8"
57	G10232	2	Lock Washer, 5/16"
58	G6801-06	1	Elbow W/O-Ring, 90°, 9/16"-18 Male JIC To O-Ring
	GR1045	-	O-Ring

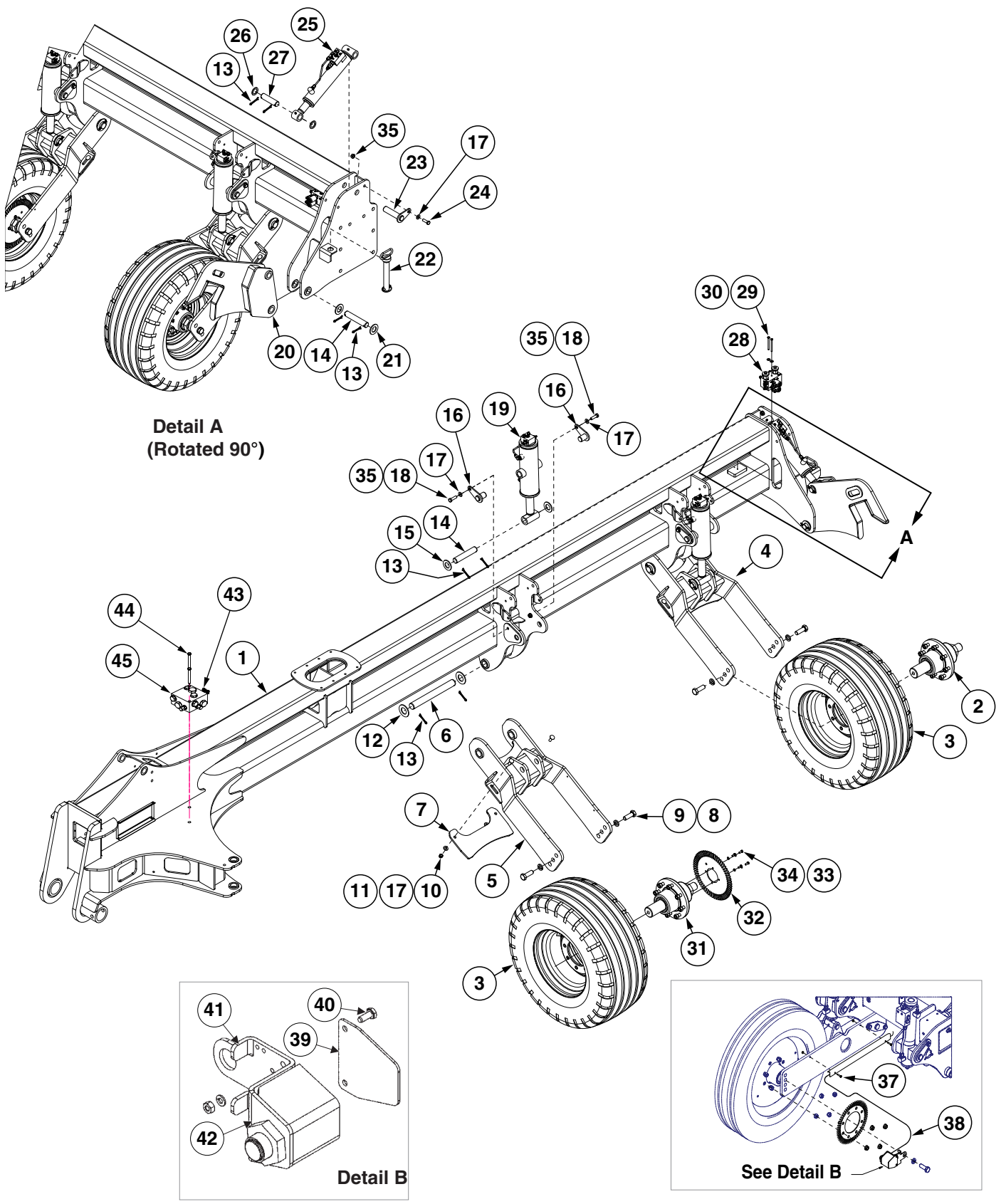
*Specific brand requests will be supplied only as available from current Kinze Repair Parts stock. If a specific brand requested is not in stock, the brand available will be supplied.

(A25230)



ITEM	PART NO.	QTY.	DESCRIPTION
1	GA25530	1	Wing, R.H. (Non-Stock Item)
2	GA24686	2	Wing Wheel Arm
3	GD29030-11	2	Pin, 1½ O.D. x 13¾"
4	GD34908	2	Wheel Scraper
5	GA21048	2	See "Hub and Spindle Assembly" on page P107
6	GA15226	-	Wheel, 12" x 16.5", 8 Bolt
	GD21686	-	Tire, 380/55R16.5
	GD1166	-	Valve Stem
	GA15227	2	Tire & Rim Assembly
7	GD29104-06	3	Pin, 1¼" x 6⅝"
8	G11397	4	Flat Washer, 1½"
9	G10071	5	Serrated Flange Nut, ½"-13
10	G10330	4	Lock Washer, ⅞"
11	G10636	4	Carriage Bolt, ½"-13 x 1½"
12	G11396	4	Flat Washer, 1¼" SAE
13	G10448	4	Hex Head Cap Screw, ⅞"-9 x 2½", Grade 8
14	G10460	12	Cotter Pin, ¼" x 2"
15	GA24911	4	Wing Cylinder Trunnion Pin
16	G11389	9	Flat Washer, ½" Plated SAE
17	G10039	4	Hex Head Cap Screw, ½"-13 x 1¼"
18	GA25221	2	See "Wing Cylinder" on page P138
19	GA24993	1	Wing Latch, R.H.
20	G10159	2	Washer, 1⅞", 10 Gauge (.1345")
21	GD29104-07	1	Pin, 1¼" x 4¾"
22	G10226	2	Washer, 1¼" SAE
23	GA25055	1	Hammer Strap Pin
24	G10017	1	Hex Head Cap Screw, ½"-13 x 1½"
25	GA24999	1	See "Wing Latch Cylinder" on page P143
26	---	1	See "Hydraulic Valve Block on Outer Wings" on page P147
27	G10162	2	Hex Head Cap Screw, ¼"-20 x 3¼"
28	G10209	2	Washer, ¼" USS
29	G10974	4	Lock Nut W/Nylon Insert, ½"-13

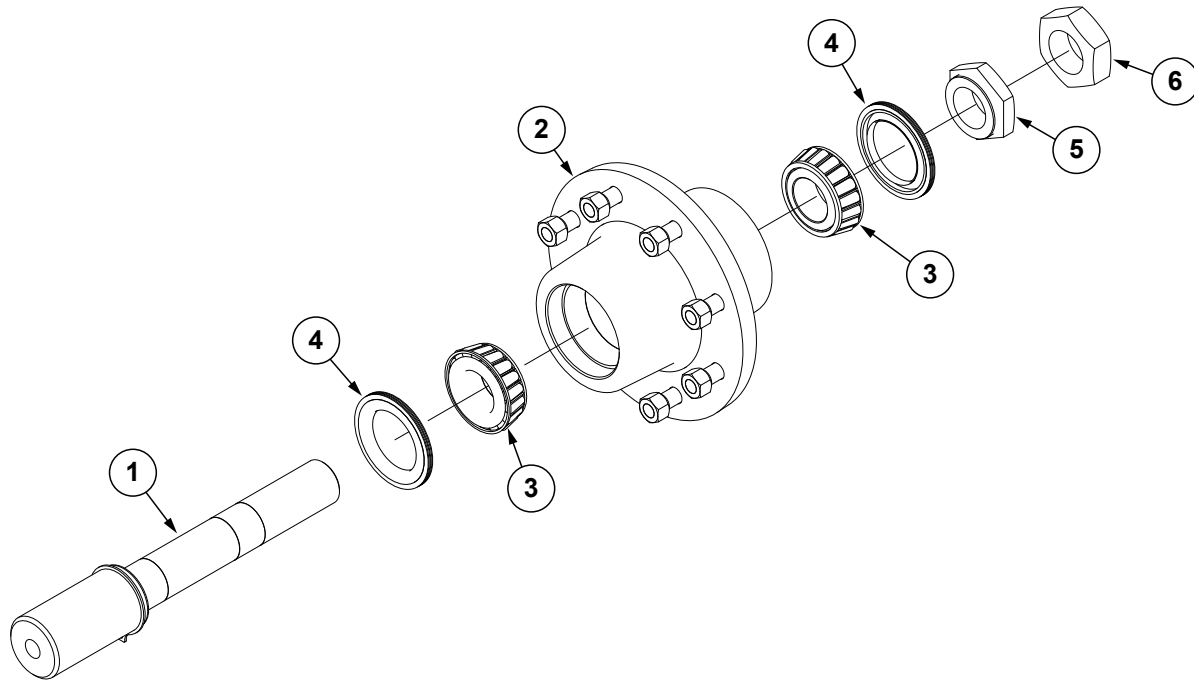
(A25229)



ITEM	PART NO.	QTY.	DESCRIPTION
1	GA25531	1	Wing, L.H. (Non-Stock Item)
2	GA21048	1	See "Hub and Spindle Assembly" on page P107
3	GA15226	2	Wheel 12 x 16.5, 8 Bolt
	GD21686	2	Tire, 380/55R16.5
	GD1166	2	Valve Stem
4	GA24686	1	Wing Wheel Arm
5	GA24884	1	Wing Wheel Arm
6	GD29030-11	2	Pin, 1½" O.D. x 13¾"
7	GD34908	2	Wheel Scraper
8	G10330	4	Lock Washer, 7/8"
9	G10448	4	Hex Head Cap Screw, 7/8"-9 x 2½", Grade 8
10	G10974	4	Lock Nut W/Nylon Insert, ½"-13
11	G10636	4	Carriage Bolt, ½"-13 x 1½"
12	G11397	4	Flat Washer, 1½"
13	G10460	12	Cotter Pin, ¼" x 2"
14	GD29104-06	3	Pin, 1¼" x 6½"
15	G11396	4	Flat Washer, 1¼" SAE
16	GA24911	4	Wing Cylinder Trunnion Pin
17	G11389	9	Flat Washer, ½" Plated SAE
18	G10039	4	Hex Head Cap Screw, ½"-13 x 1¾"
19	GA25221	2	See "Wing Cylinder" on page P138
20	GA24994	1	Wing Latch, L.H.
21	G10226	2	Washer, 1¼" SAE
22	GA21628	1	Safety Pin, 7-1/4"
23	GA25055	1	Hammer Strap Pin
24	G10017	1	Hex Head Cap Screw, ½"-13 x 1½"
25	GA24999	1	See "Wing Latch Cylinder" on page P143
26	G10159	2	Washer, 17/8", 10 Gauge (.1345")
27	GD29104-07	1	Pin, 1¼" x 4¾"
28	GA25233	1	See "Hydraulic Valve Block on Outer Wings" on page P147
29	G10162	2	Hex Head Cap Screw, ¼"-20 x 3¼"
30	G10209	2	Washer, ¼" USS
31	GA24922	1	See "Hub and Spindle Assembly" on page P107
32	GD34920	1	Jump Start Wheel
33	G10232	4	Lock Washer, 5/16"
34	G10043	4	Hex Head Cap Screw, 5/16"-18 x ¾"
35	G10071	5	Serrated Flange Nut, ½"-13
37	G10857	2	Hex Head Cap Screw, ¼"-20 x 1¼"
	G10621	2	Serrated Flange Nut, ¼"-20
38	GA19393	1	Jump Start Cable
39	GD18646	1	Sensor Bracket Cover
40	G10020	2	Hex Head Cap Screw, ¼"-20 x 5/8"
	G10227	2	Lock Washer, ¼"
	G10103	2	Hex Nut, ¼"-20
41	GA19335	1	Sensor Bracket
42	GA13204	1	Hall Effect Sensor
43	G10681	1	Hose Clamp, No. 6
	GD6279-03	1	Clear PVC Tubing, 3/8" x 28" (**Hose not stocked by Kinze repair parts, but is available in bulk. Order GD6279-00.)
44	G10061	1	Hex Head Cap Screw, 3/8"-16 x 3-1/2"
	G10108	1	Lock Nut, 3/8"-16
45	G10246901	1	Case Drain Junction Block
	*A25691-23	1	Hose Assembly, 3/8" AR x 23" (06F-06F)

*Hydraulic Hose not stocked by Kinze Repair Parts.

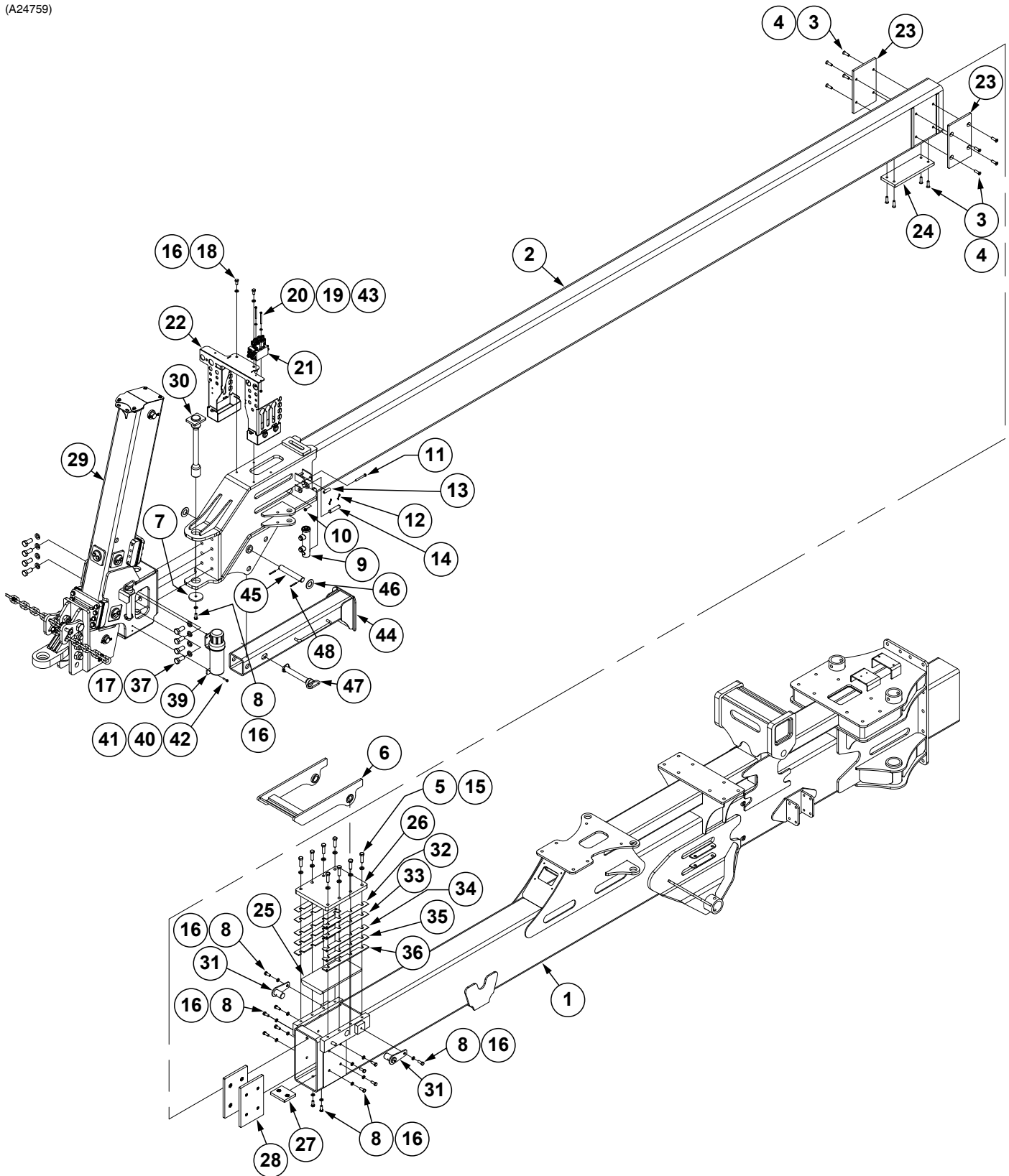
(A21048)



ITEM	PART NO.	QTY.	DESCRIPTION
1	GA21047 G10913	1	Spindle W/Retaining Ring External Retaining Ring, 2½" (Included W/GA21047)
2	GD7571	1	8 Bolt Hub, R.H. Wing (Included W/GA21048)
	GD34812	1	8 Bolt Hub W/Jump Start, L.H. Wing (Included W/GA24922)
	GD7079	-	Cup (Included W/GA21048 and GA24922)
	GR0528	-	Stud, ⅝"-18 x 2¼", Grade 8 (Included W/GA21048 and GA24922)
	GR1912	-	Lug Nut, ⅝"-18, Grade 5 (Included W/GA21048 and GA24922)
3	GA4723	2	Bearing
4	GA4722	2	Seal
5	GD7089	1	Special Nut, 1¾"-12 UNF
6	GD7864	1	Special Hex Nut, 1¾"-12 UNF
A	GA21048	-	Hub and Spindle Assembly, R.H. Wing (Items 1-6)
B	GA24922	-	Hub and Spindle Assembly, L.H. Wing (Items 1-6)

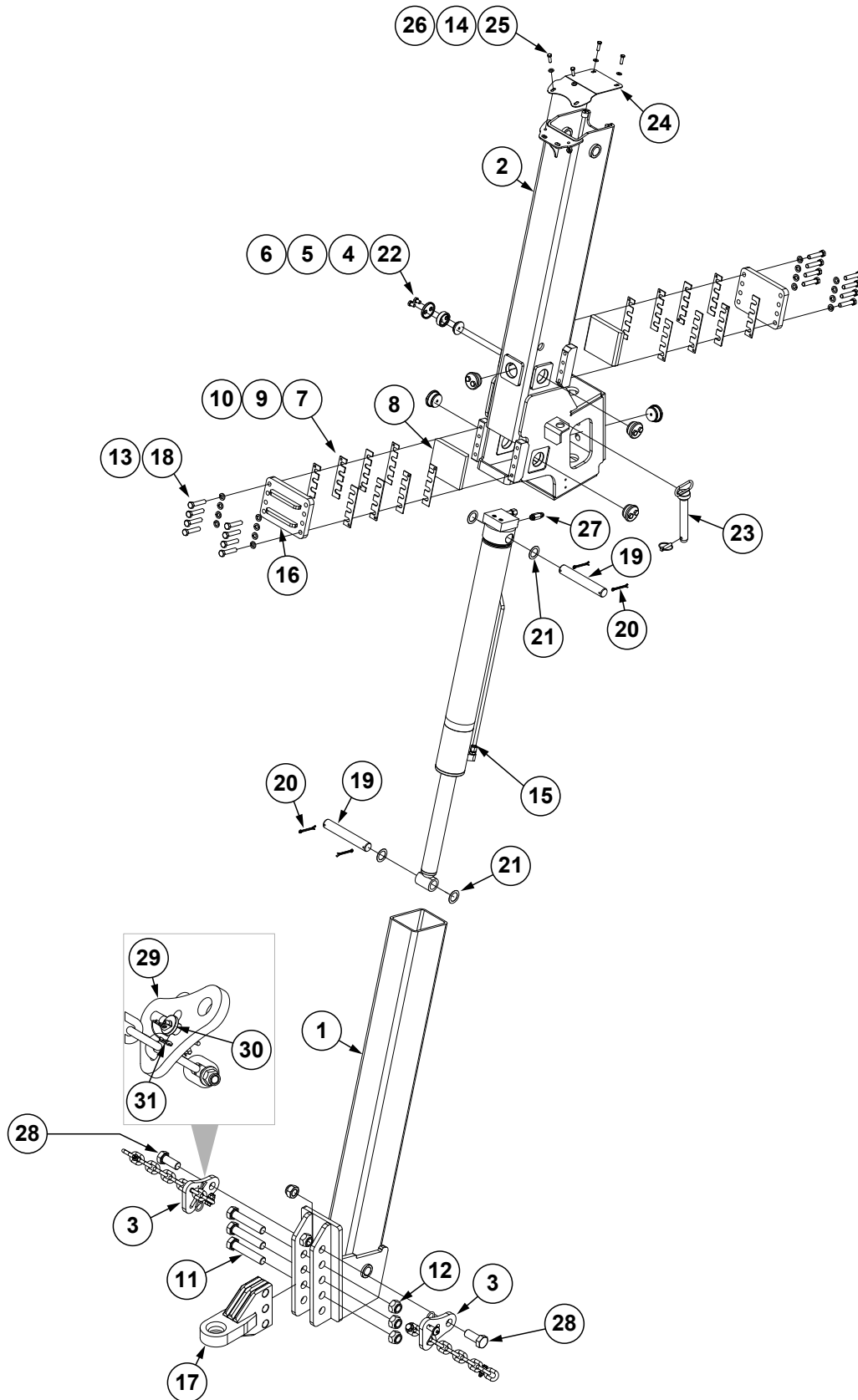
This page left blank intentionally.

(A24759)



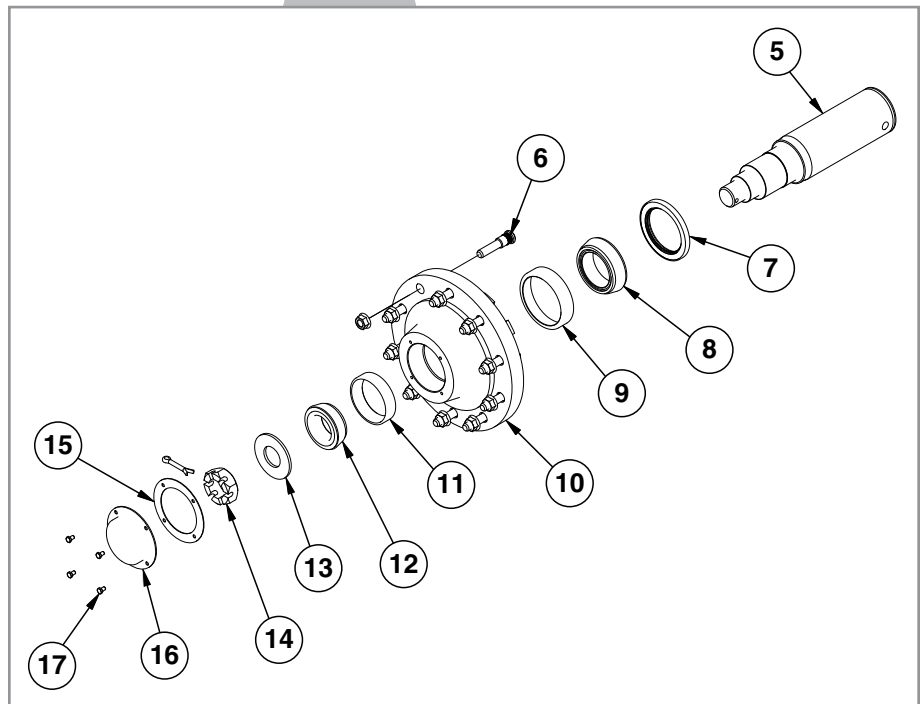
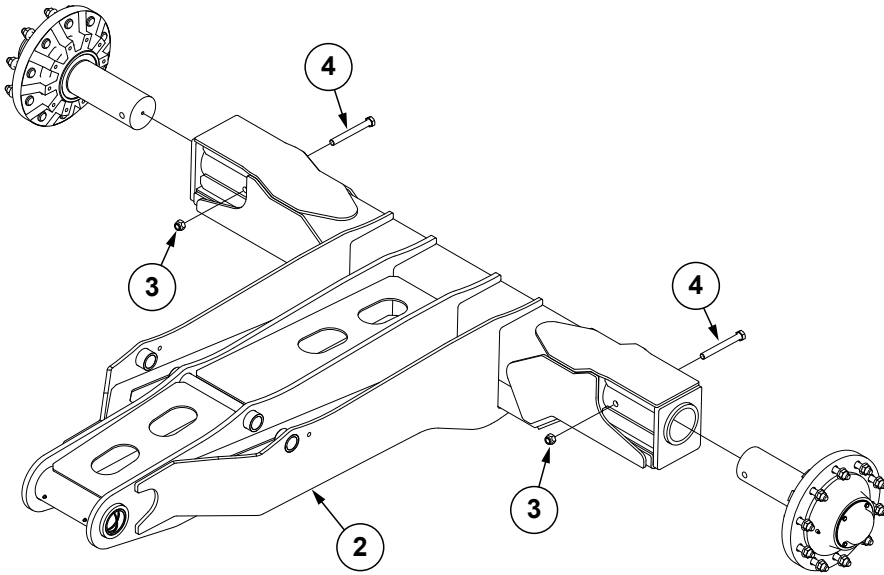
ITEM	PART NO.	QTY.	DESCRIPTION
1	GA24632	1	Outer Hitch, 56'
2	GA24633	1	Inner Hitch
3	G11534	12	Hex Flat Head Counter Sunk, 1/2"-13 x 1 3/4"
4	G10111	12	Lock Nut, 1/2"-13
5	G10006	8	Hex Head Cap Screw, 5/8"-11 x 2 1/4"
6	GA24709	1	Hitch Latch
7	GD25785	1	Washer Cap
8	G10037	13	Hex Head Cap Screw, 1/2"-13 x 1 1/4"
9	GA9205	1	See "Tongue Lock Cylinder" on page P137
10	G10108	1	Lock Nut, 3/8"-16
11	G10809	1	Hex Head Cap Screw, 3/8"-16 x 3 1/4"
12	G10457	2	Cotter Pin, 5/32" x 1 1/2"
13	GD2971-09	1	Sleeve, 2" Long
14	GD7137	1	Pin, 3/4" x 3 3/8"
15	G10230	8	Lock Washer, 5/8"
16	G10228	15	Lock Washer, 1/2"
17	G10330	8	Lock Washer, 7/8"
18	G10014	2	Hex Head Cap Screw, 1/2"-13 x 1"
19	G10621	2	Serrated Flange Nut, 1/4"-20
20	G10162	2	Hex Head Cap Screw, 1/4"-20 x 3 1/4"
21	---	1	See "Hydraulic Valve Block on Front Hitch" on page P146
22	GA24324	1	Front Bulkhead
23	GD34709	2	Rear Wear Pad
24	GD34710	1	Rear Bottom Wear Pad
25	GD34711	1	Front Top Wear Pad
26	GD34712	1	Front Top Cover Plate
27	GA24970	1	Outer Hitch Top Wear Pad
28	GA25967	2	Front Wear Pad
29	GA24805	1	See "Drawbar Hitch" on page P111
30	GA25274	1	Hitch Pin
31	GA24913	2	Hitch Lock Pin
32	GD34713-01	6	Front Top Cover Plate Shim, 14 Gauge (.0747")
33	GD34713-02	6	Front Top Cover Plate Shim, 12 Gauge (.1046")
34	GD34713-03	4	Front Top Cover Plate Shim, 10 Gauge (.1345")
35	GD34713-04	4	Front Top Cover Plate Shim, 7 Gauge (.1793")
36	GD34713-05	4	Front Top Cover Plate Shim, 1/4"
37	G11662	8	Hex Head Cap Screw, 7/8"-9 x 2", Grade 8
38	---	-	---
39	GA15422	1	Operator's Manual Canister
40	G11320	2	Lock Nut, 1/4"-20, Grade B
41	G10209	2	Washer, 1/4" USS
42	G11337	2	Hex Serrated Flange Cap Screw, 1/4"-20 x 1 1/4"
43	G10211	2	Washer, 1/4" SAE
44	GA25303	1	Jack Stand
45	GD29104-14	1	Pin, 1 1/4" x 8"
46	G10226	2	Washer, 1 1/4" SAE
47	GA21628	1	Safety Pin, 7 1/4"
48	G10606	2	Spring Pin, 1/4" x 2"

(A24805)



ITEM	PART NO.	QTY.	DESCRIPTION
1	GA24808	1	Inner Drawbar
2	GA24806	1	Outer Drawbar
3	G9948X	2	Safety Chain Package
4	GB0230	6	Cap
5	GB0234	6	Adjustment Plug
6	GD34081	6	Wear Pad
7	GD30684	4	Shim, 7 Gauge (.1793")
8	GD30683	2	Wear Pad
9	GD30685	8	Shim, 10 Gauge (.1345")
10	GD30686	4	Shim, 14 Gauge (.0747")
11	G10042	3	Hex Head Cap Screw, 1 1/4"-7 x 6 1/2"
12	G10157	3	Lock Nut, 1 1/4"-7
13	G10230	16	Lock Washer, 5/8"
14	G11387	4	Hardened Washer, 3/8" SAE
15	GA24861	1	See "Drawbar Hitch Cylinder" on page P135
16	GA21598	2	Wear Support
17	GA21599	1	Clevis
18	G10010	16	Hex Head Cap Screw, 5/8"-11 x 3"
19	GD9464-03	2	Pin, 1 1/2" x 9 1/2"
20	G10362	4	Cotter Pin, 1/4" x 3"
21	G10450	4	Washer, 2 1/4", 18 Gauge (.0478")
22	G10438	12	Hex Head Cap Screw, 1/2"-13 x 3/4"
23	GA21628	1	Safety Pin, 7/4"
24	GD34685	1	Drawbar Top Cover Plate
25	G10004	4	Hex Head Cap Screw, 3/8"-16 x 1 1/4"
26	G11091	2	Serrated Flange Nut, 3/8"-16
27	G6400-L-08	1	Long Connector W/O-Ring, 3/4"-16 Male JIC To O-Ring
	GR1037	-	O-Ring
28	G11058	-	Hex Head Cap Screw, 1 1/4"-7 x 3"
29	GD35127	1	Single Chain Latch (Included W/G9948X)
30	GD35340	1	Chain Latch Pin (Included W/G9948X)
31	GD35339	1	Looped Tether W/Tabs and Cotter Pin (Included W/G9948X)

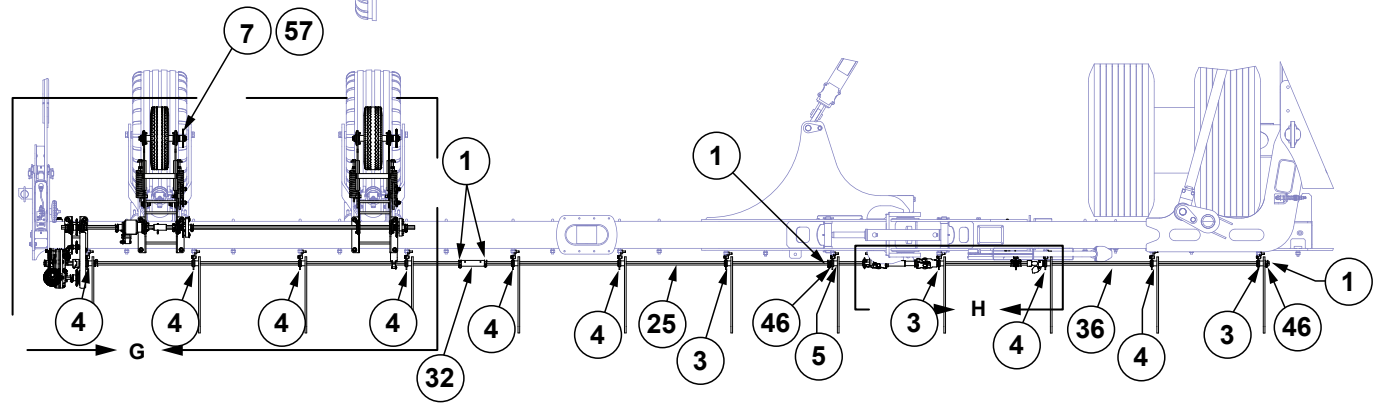
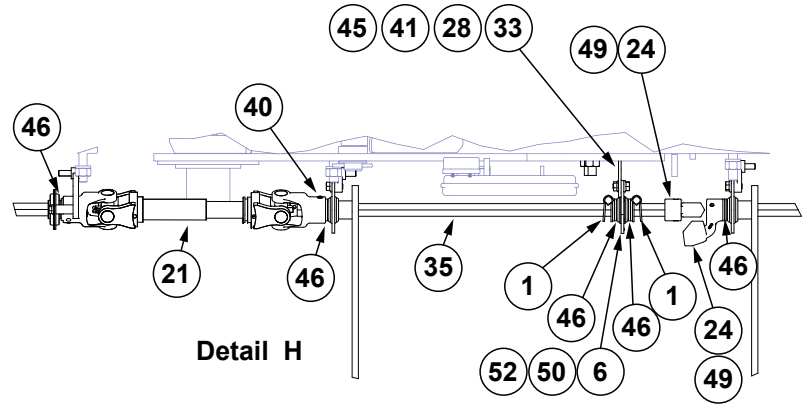
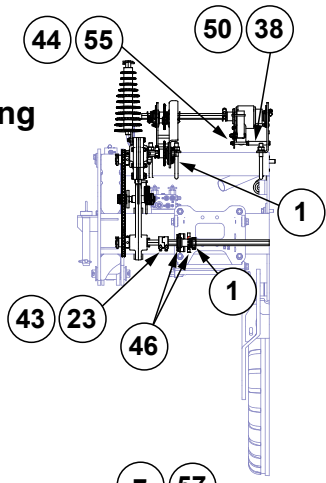
(A24568)



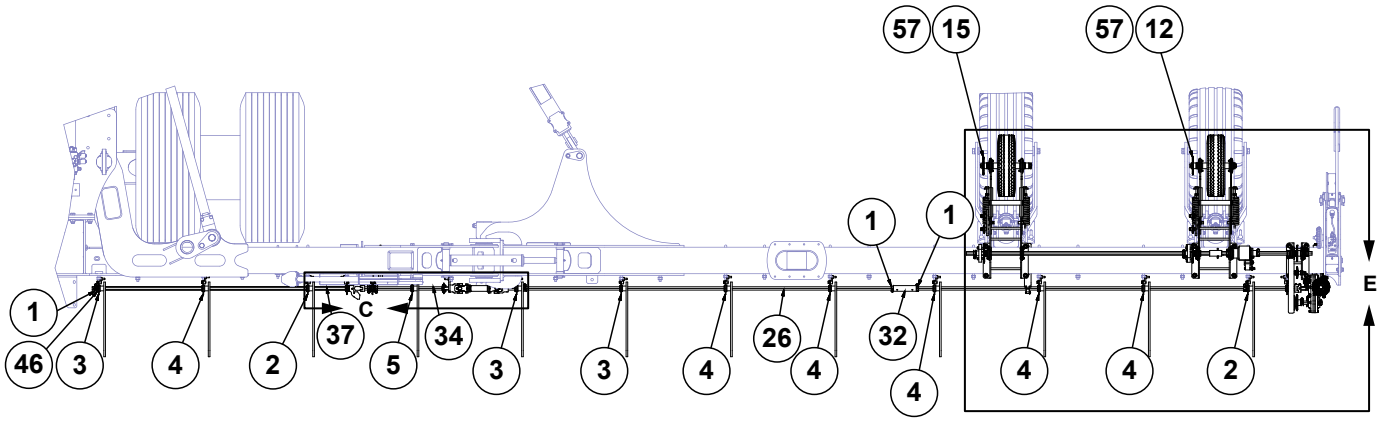
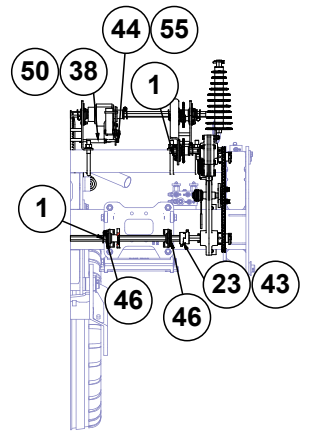
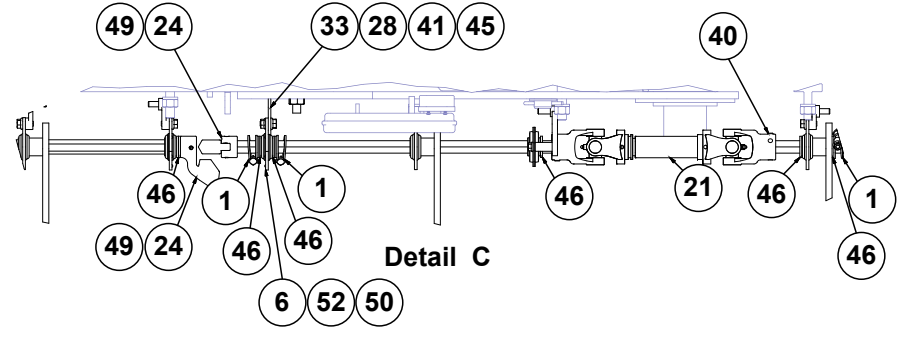
ITEM	PART NO.	QTY.	DESCRIPTION
1	---	-	---
2	GA24569	1	Transport Axle (Non-Stock Item)
3	G10112	2	Lock Nut, 3/4"-10
4	G10400	2	Hex Head Cap Screw, 3/4"-10 x 6 1/2"
5	GD13740	1	Spindle, 4 1/2"
6	GR1681	10	Bolt, 3/4"-16 x 3 7/8"
	G10625	10	Flange Nut, 3/4"-16
7	GA0532	1	Seal
8	GA0531	1	Inner Bearing
9	GR0191	1	Inner Cup
10	GB0320	1	Hub, 10 Holes
11	GR0192	1	Outer Cup
12	GA0530	1	Outer Bearing
13	G11398	1	Flat Washer, 2" SAE
14	G10726	1	Slotted Hex Nut, 2"-12
	G10471	1	Cotter Pin, 3/8" x 2 1/2"
15	GD1359	1	Seal
16	GD1360	1	Dust Cap
17	G10054	4	Hex Head Cap Screw, 5/16"-18 x 1 1/2"
A	GA9315	2	Hub And Spindle Assembly (Items 5-17)

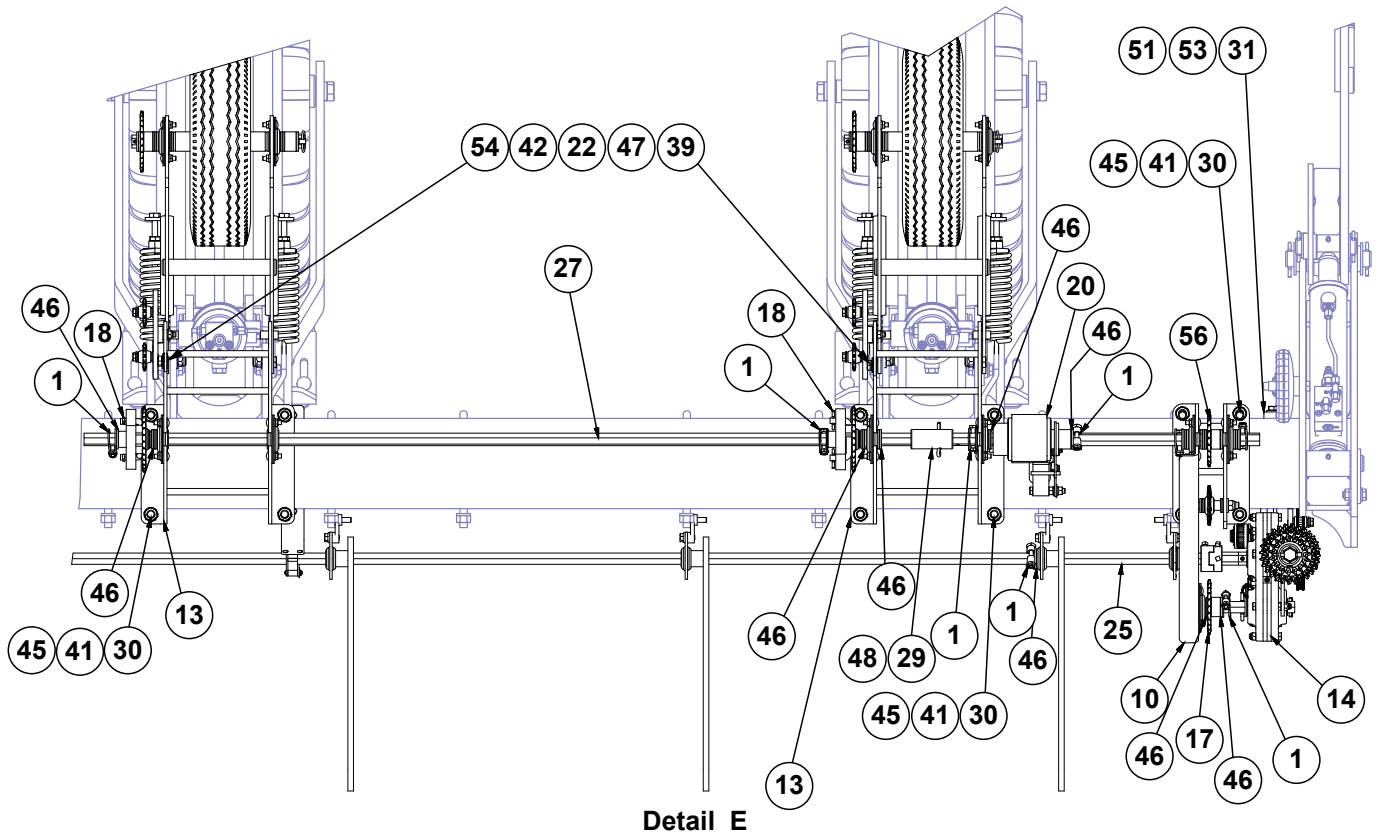
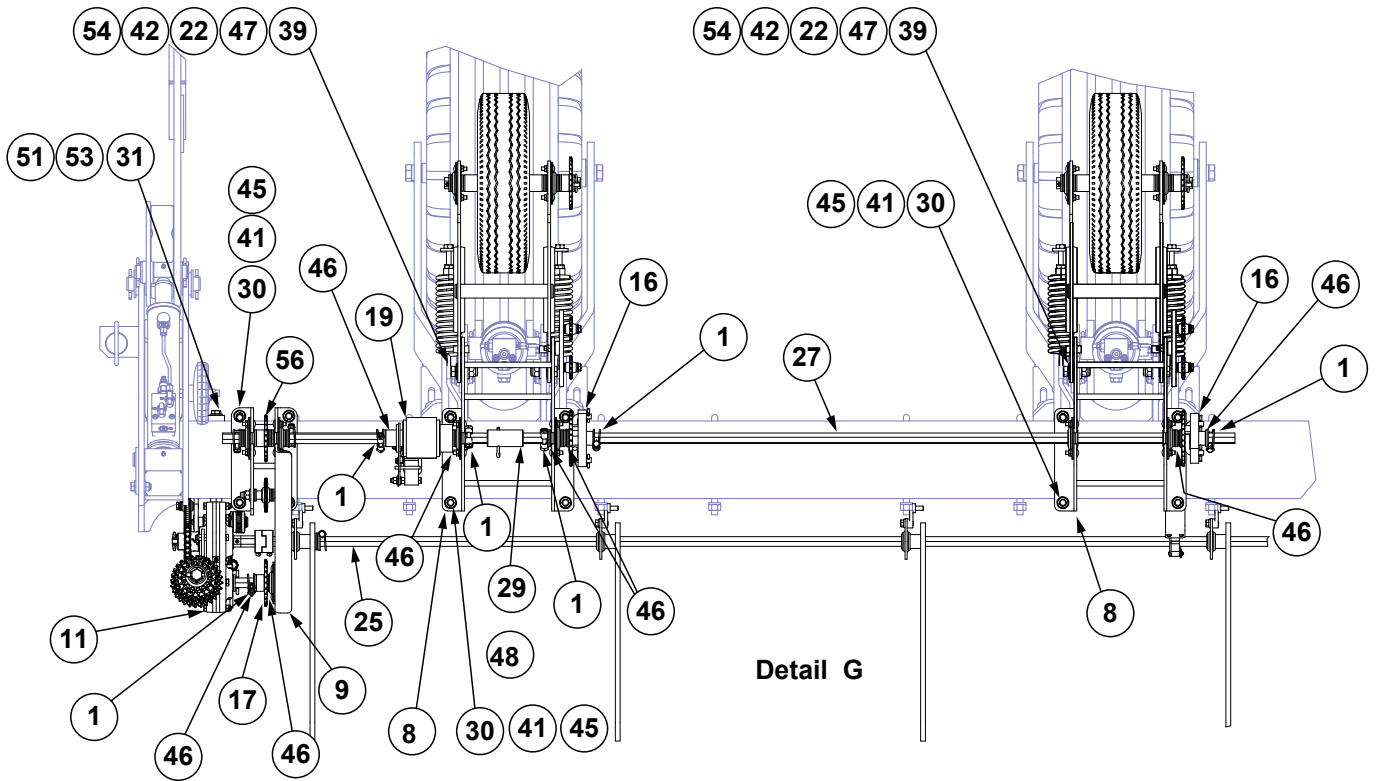
(A25074)

L.H. Wing



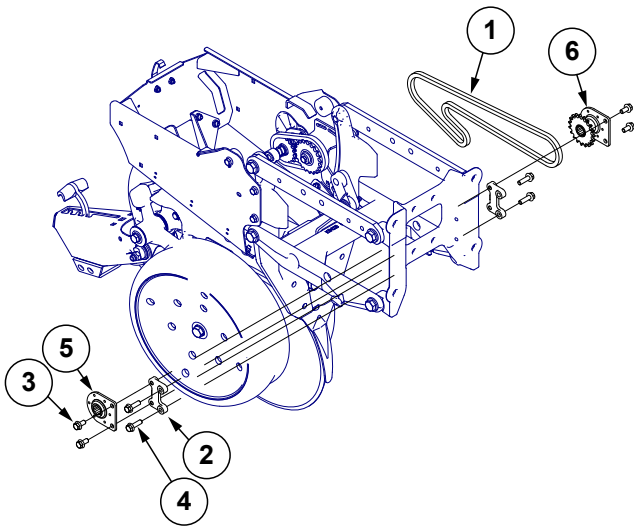
R.H. Wing



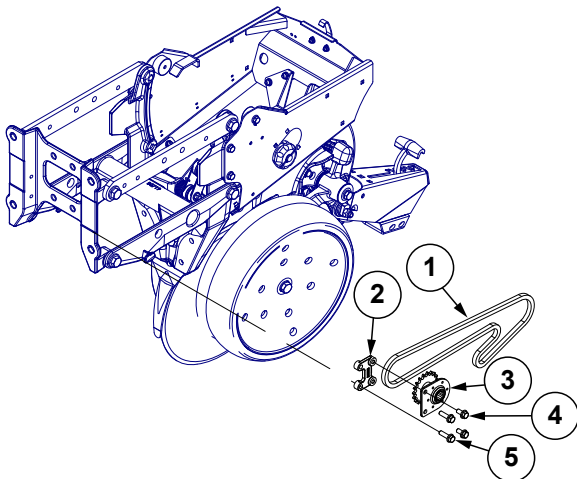


ITEM	PART NO.	QTY.	DESCRIPTION
1	GA11331	28	Hex Lock Clamp Assembly
2	---	2	See "Row Unit Drive" on page P119
3	G11123	2	Hex Serrated Flange Cap Screw, 3/8"-16 x 3/4"
	G11204	2	Hex Serrated Flange Cap Screw, 3/8"-16 x 1 1/4", Grade 5
	G3303-102	1	Chain, No. 41, 102 Pitch Including Connector Link
	GD26329	1	Row Unit Bearing Mount
	GA1720	1	Bearing/Sprocket, 7/8" Hex Bore
4	GA18220	14	See "Row Unit Drive" on page P119
5	GA20136	2	See "Row Unit Drive" on page P119
6	GA2180	2	Hanger Bearing, 7/8" Hex Bore
7	---	2	See "Contact Tire Assembly" on page P120
8	---	2	See "Contact Drive Tower" on page P121
9	---	1	See "Transmission Crossover Assembly" on page P122
10	---	1	See "Transmission Crossover Assembly" on page P122
11	---	1	See "Transmission Assembly" on page P123
12	---	1	See "Contact Tire Assembly" on page P120
13	GA25138	2	See "Contact Drive Tower" on page P121
14	---	1	See "Transmission Assembly" on page P123
15	---	1	See "Contact Tire Assembly" on page P120
16	GA9843	2	Ratchet/Sprocket Assembly, 30 Tooth
17	GA5110	2	Sprocket, 25 Tooth
18	GA5164	2	Ratchet/Sprocket Assembly
19	GA7110	1	See "Point Row Clutch" on page P125
20	GA7111	1	See "Point Row Clutch" on page P125
21	GA7051	-	U-Joint W/Grease Fitting, Male, 12 1/4" Long
	GR1557	-	Grease Fitting, 45°, Metric (Included W/GA7051)
	GR1296	-	Inner Profile (Included W/GA7051)
	GR1295	-	Inboard Yoke (Included W/GA7051)
	GR1301	-	Spring Pin, 8 mm x 50 mm (Included W/GA7051)
	GR1294	-	Cross And Bearing Kit (Included W/GA7051)
	GR1293	-	Yoke, 7/8" Hex (Included W/GA7051)
22	GB0218	8	Bushing, 2 1/32" I.D. x 7/8" O.D. x 1 9/32" Long
23	GB0287	2	Coupler
24	GB0730	4	Paddle Drive
25	GD0914-101.5	3	Hex Shaft, 7/8" x 101 1/2" (No Holes)
26	GD0914-105	1	Hex Shaft, 7/8" x 105" (No Holes)
27	GD0914-66	2	Hex Shaft, 7/8" x 66" (No Holes)
28	GD1114	2	U-Bolt, 7" x 7" x 5/8"-11
29	GD13554	2	Coupler, 3 1/4"
30	GD16598	12	U-Bolt, 4" x 7" x 5/8"-11
31	GD26597	2	Transmission Mount Bar
32	GD29401	2	Hex Shaft Coupler
33	GD35051	2	Bearing Bracket
34	GD6825-24	1	Hex Shaft, 7/8" x 24" (2 Holes)
35	GD6825-26.5	1	Hex Shaft, 7/8" x 26 1/2"
36	GD6825-59.75	1	Hex Shaft, 7/8" x 59 3/4"
37	GD6825-69	1	Hex Shaft, 7/8" x 10 1/2"
38	GD8893-04	2	Sleeve, 3" Long
39	G10008	8	Hex Head Cap Screw, 5/8"-11 x 2"
40	G10072	8	Hex Socket Set Screw, 3/8"-16 x 3/8"
41	G10104	28	Hex Nut, 5/8"-11

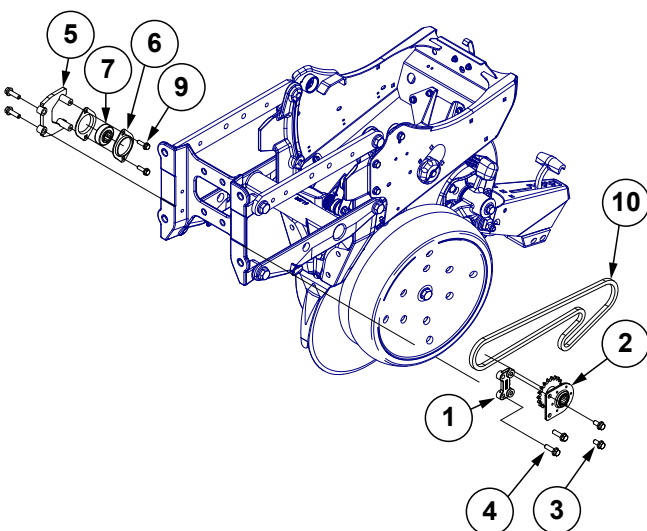
ITEM	PART NO.	QTY.	DESCRIPTION
42	G10107	8	Lock Nut, 5/8"-11
43	G10131	4	Square Head Set Screw, 5/16"-18 x 3/4"
44	G10108	2	Lock Nut, 3/8"-16
45	G10230	28	Lock Washer, 5/8"
46	G10233	55	Machine Bushing, 1 1/2" x 1/32", 10 Gauge (.1345")
47	G10235	24	Machine Bushing, 7/8", 14 Gauge (.0747")
48	G10460	2	Cotter Pin, 1/4" x 2"
49	G10602	4	Spring Pin, 1/4" x 1 1/2"
50	G10622	6	Serrated Flange Nut, 3/8"-16
51	G10909	4	Hex Head Cap Screw, 1/2"-13 x 9"
52	G11123	4	Hex Serrated Flange Cap Screw, 3/8"-16 x 3/4"
53	G11389	4	Flat Washer, 1/2" Plated SAE
54	G11391	8	Flat Washer, 5/8" SAE
55	G11686	2	Hex Head Cap Screw, 3/8"-16 x 6-1/2", Grade 5
56	G3310-82 GR0912	2 -	Chain, No. 40, 82 Pitch Including Connector Link Connector Link, No. 40
57	G3310-136 GR0912	4 -	Chain, No. 40, 136 Pitch Including Connector Link Connector Link, No. 40



ITEM	PART NO.	QTY.	DESCRIPTION
1	G3303-102	1	Chain, No. 41, 102 Pitch Including Connector Link
	GR0196	-	Connector Link, No. 41
2	GD26329	2	Row Unit Bearing Mount
3	G11123	4	Hex Serrated Flange Cap Screw, 3/8"-16 x 3/4"
4	G11204	4	Hex Serrated Flange Cap Screw, 3/8"-16 x 1 1/4", Grade 5
5	GA2180	1	Hanger Bearing, 7/8" Hex Bore
6	GA1720	1	Bearing/Sprocket, 7/8" Hex Bore



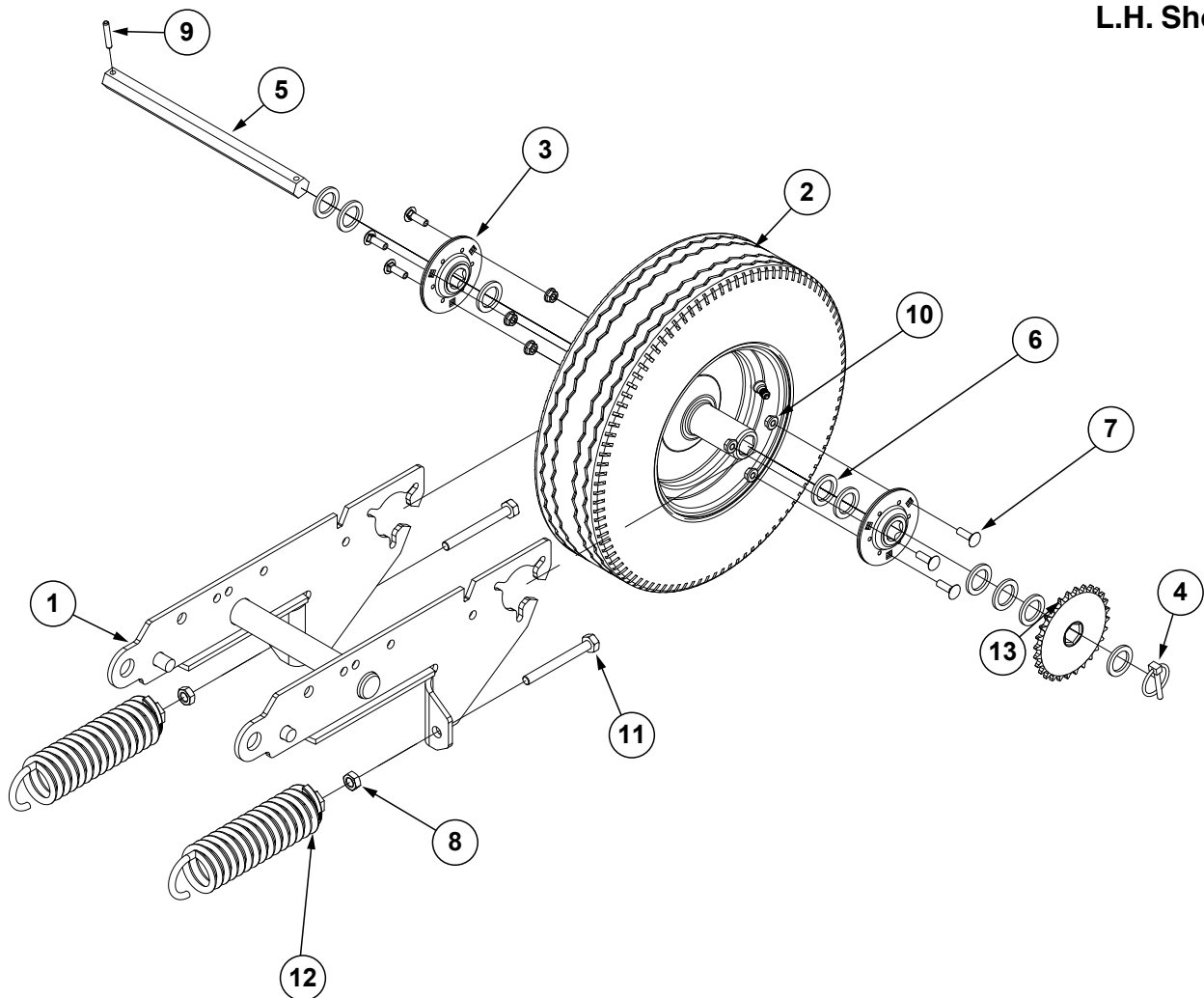
ITEM	PART NO.	QTY.	DESCRIPTION
1	G3303-102	1	Chain, No. 41, 102 Pitch Including Connector Link
	GR0196	-	Connector Link, No. 41
2	GD26329	1	Row Unit Bearing Mount
3	GA1720	1	Bearing/Sprocket, 7/8" Hex Bore
4	G11123	2	Hex Serrated Flange Cap Screw, 3/8"-16 x 3/4"
5	G11204	2	Hex Serrated Flange Cap Screw, 3/8"-16 x 1 1/4", Grade 5



ITEM	PART NO.	QTY.	DESCRIPTION
1	GD26329	1	Row Unit Bearing Mount
2	GA1720	1	Bearing/Sprocket, 7/8" Hex Bore
3	G11123	2	Hex Serrated Flange Cap Screw, 3/8"-16 x 3/4"
4	G11204	4	Hex Serrated Flange Cap Screw, 3/8"-16 x 1 1/4", Grade 5
5	GA17661	1	Bearing Mount Extension
6	G3400-03	2	Flangette
7	G2100-03	1	Bearing, 7/8" Hex Bore, Spherical
8	---	-	---
9	G11480	2	Hex Socket Flange Cap Screw, 5/16"-18 x 1"
10	G3303-102	1	Chain, No. 41, 102 Pitch Including Connector Link
	GR0196	-	Connector Link, No. 41

(A25125)

L.H. Shown

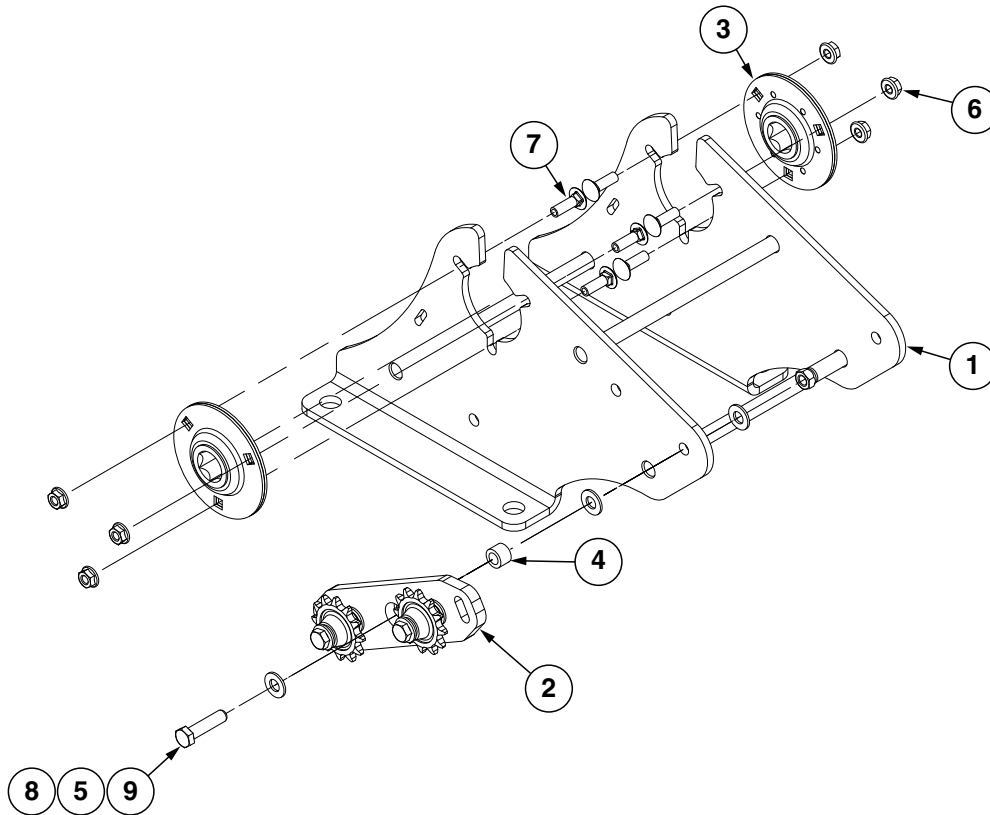


ITEM	PART NO.	QTY.	DESCRIPTION
1	GA25117	1	Contact Tire Arm
2	GD4700	1	Tire, 4.80" x 8", 4 Ply, Rib Implement (Specify Brand*)
	GD4701	1	Valve Stem
	GA17944	1	Rim, 3 $\frac{3}{4}$ " x 8" (Gray)
3	GA9846	2	Flanged Bearing, $\frac{7}{8}$ " Hex Bore
4	GD2558	1	Lynch Pin, $\frac{1}{4}$ "
5	GD34622-12.25	1	Hex Shaft, $\frac{7}{8}$ " x 12 $\frac{1}{4}$ " W/2 Holes,
	GD34622-13.41	-	Hex Shaft, $\frac{7}{8}$ " x 13.41" W/2 Holes, (R.H. Inner)
6	G10233	9	Machine Bushing, 1 $\frac{1}{2}$ " x $\frac{1}{32}$ ", 10 Gauge (.1345")
7	G10303	6	Carriage Bolt, $\frac{5}{16}$ "-18 x 1"
8	G10501	2	Hex Jam Nut, $\frac{1}{2}$ "-13, Grade 2
9	G10602	1	Spring Pin, $\frac{1}{4}$ " x 1 $\frac{1}{2}$ "
10	G10620	6	Serrated Flange Nut, $\frac{5}{16}$ "-18
11	G10890	2	Hex Head Adjusting Bolt, $\frac{1}{2}$ "-13 x 4", Grade 2
12	GA2068	2	Spring W/Plug
13	GA12192	-	Sprocket, 22 Tooth (Vacuum Planter)

*Specific brand requests will be supplied only as available from current Kinze Repair Parts stock. If a specific brand requested is not in stock, the brand available will be supplied.

(A25127)

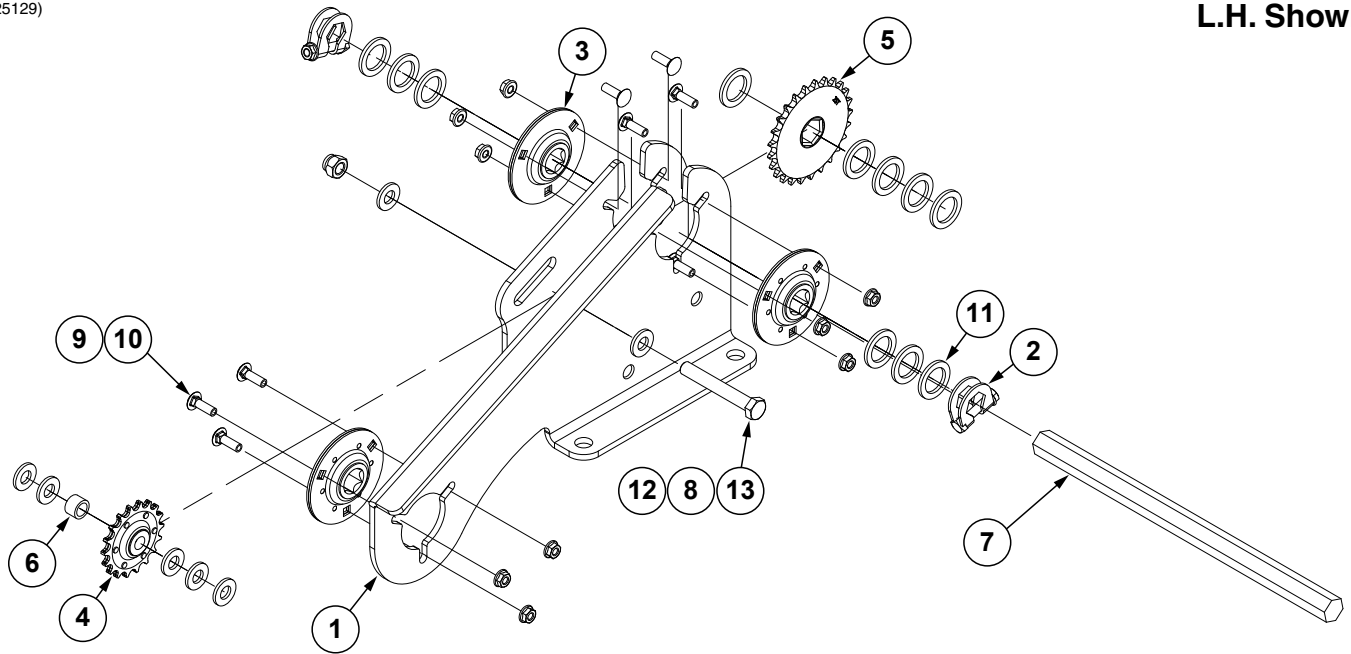
L.H. Shown



ITEM	PART NO.	QTY.	DESCRIPTION
1	G10244201	1	Contact Drive Tower
2	G10047	2	Hex Head Cap Screw, 3/8"-16 x 1 3/4"
	G11387	4	Flat Washer, 3/8" SAE
	GD1026	2	Sleeve, 1 3/16"
	GD7426	2	Sprocket, 12 Tooth
	GA24741	1	Double Idler
3	GA9846	2	Flanged Bearing, 7/8" Hex Bore
4	GD2971-03	1	Tube
5	G11387	3	Hardened Washer, 3/8" SAE
6	G10620	6	Serrated Flange Nut, 5/16"-18
7	G10303	6	Carriage Bolt, 5/16"-18 x 1"
8	G10108	1	Lock Nut, 3/8"-16
9	G10003	1	Hex Head Cap Screw, 3/8"-16 x 1 1/2"

(A25129)

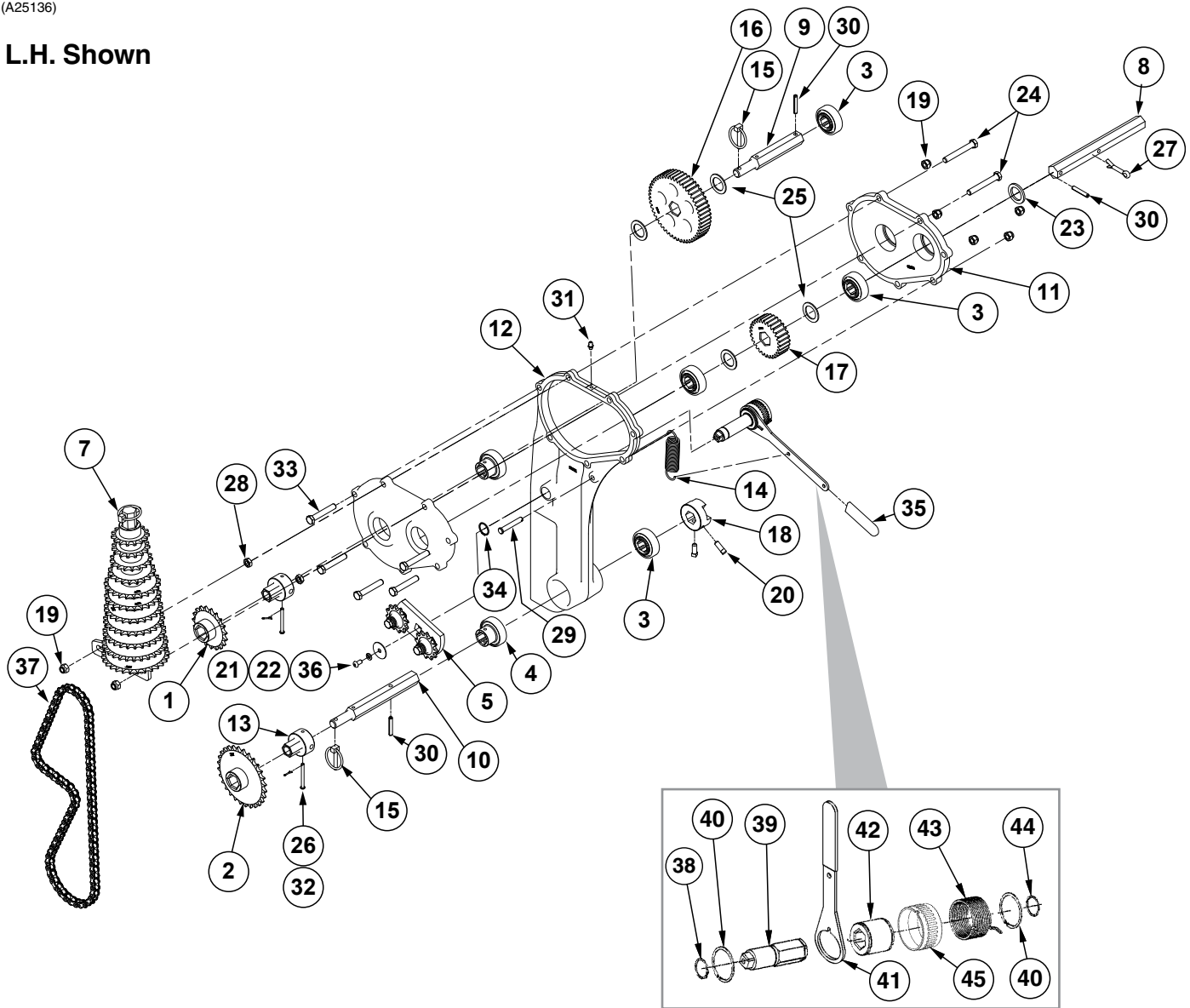
L.H. Shown



ITEM	PART NO.	QTY.	DESCRIPTION
1	GA25128	1	Transmission Crossover Mount, L.H.
	GA25220	-	Transmission Crossover Mount, R.H.
2	GA11331	2	Hex Lock Clamp Assembly
3	GA9846	3	Flanged Bearing, 7/8" Hex Bore
4	GA7154	1	Sprocket W/Bearing, 18 Tooth
5	GA5110	1	Sprocket, 25 Tooth
6	GD10538-11	1	Sleeve, 3/4" O.D. x .532 I.D. x 1/2"
7	GD0914-15	1	Hex Shaft, 7/8" x 15" (No Holes)
8	G11389	7	Flat Washer, 1/2" Plated SAE
9	G10620	9	Serrated Flange Nut, 5/16"-18
10	G10303	9	Carriage Bolt, 5/16"-18 x 1"
11	G10233	11	Machine Bushing, 1 1/2" x 1/32", 10 Gauge (.1345")
12	G10111	1	Lock Nut, 1/2"-13
13	G10033	1	Hex Head Cap Screw, 1/2"-13 x 3 1/2"

(A25136)

L.H. Shown

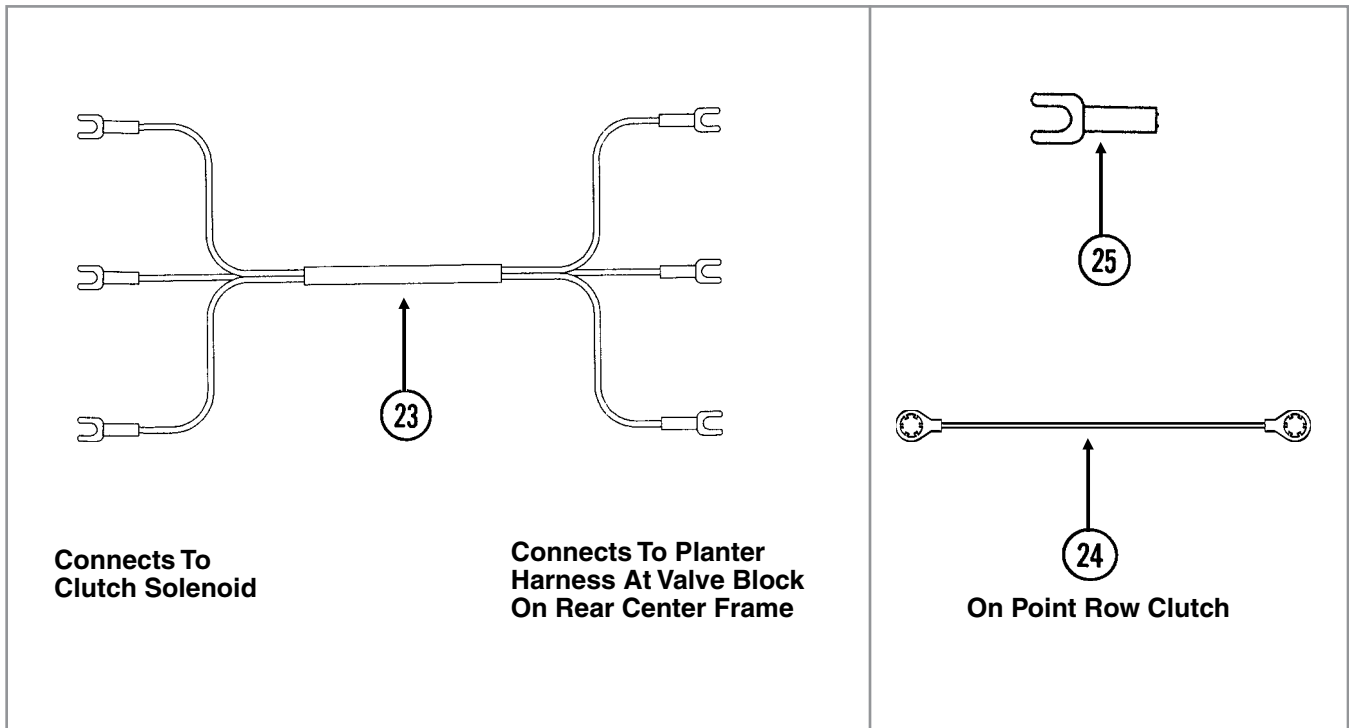
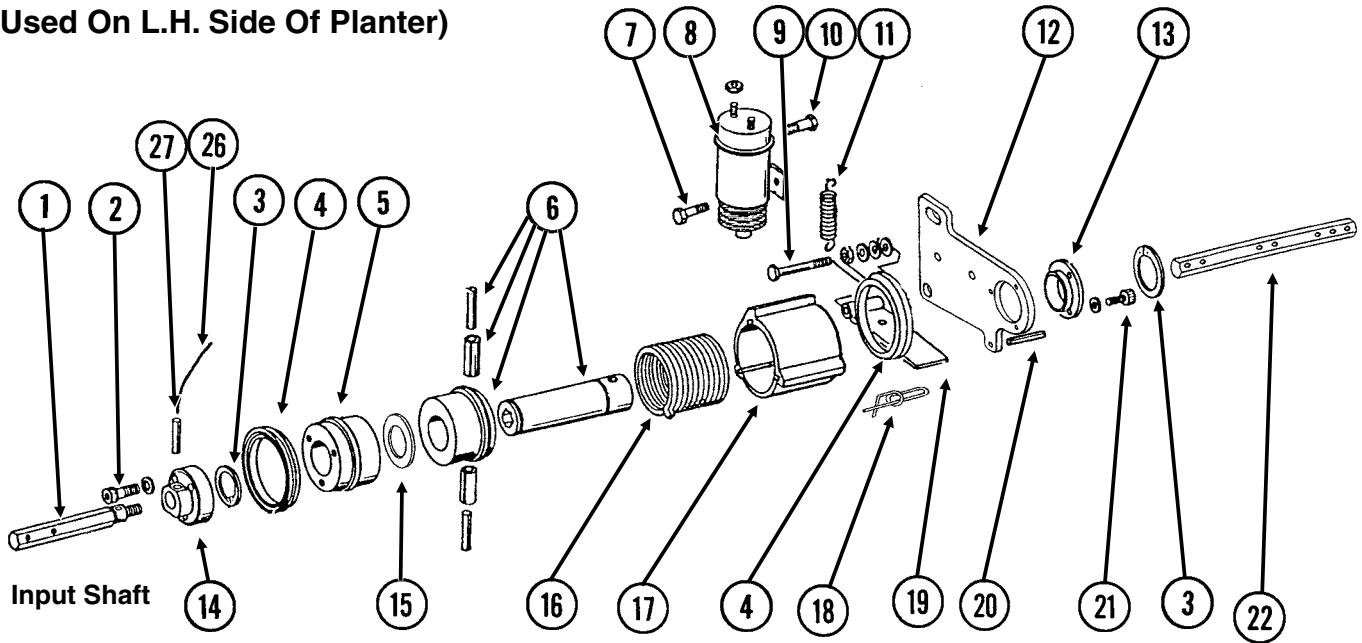


ITEM	PART NO.	QTY.	DESCRIPTION
1	GA5107	1	Sprocket, 19 Tooth
2	GA5113	1	Sprocket, 28 Tooth
3	GA5116	4	Bearing, 7/8" Hex Bore, Cylindrical
4	GA5624	2	Special Bearing, 7/8" Hex Bore x 1.6"
5	GA7336	1	Idler W/Bolt-On Sprockets
	GD7426	2	Sprocket, 12 Tooth
	GD1026	2	Sleeve, 1 3/16"
	G10210	2	Washer, 3/8" USS
	G10229	2	Lock Washer, 3/8"
6	---	-	---

ITEM	PART NO.	QTY.	DESCRIPTION
7	GD2558	1	Lynch Pin, 1/4"
	GA21508	1	Hex Shaft
	GA5105	1	Sprocket, 15 Tooth
	GA5106	1	Sprocket, 17 Tooth
	GA5107	2	Sprocket, 19 Tooth
	GA5108	2	Sprocket, 23 Tooth
	GA5109	1	Sprocket, 24 Tooth
	GA5110	1	Sprocket, 25 Tooth
	GA5111	1	Sprocket, 26 Tooth
	GA5112	1	Sprocket, 27 Tooth
	GA5113	1	Sprocket, 28 Tooth
8	GD35151-8.625	1	Hex Shaft, 7/8" x 8 5/8"
9	GD25791	1	Upper Transmission Shaft
10	GD25792	1	Lower Transmission Shaft
11	GD25422	2	Transmission Cover
12	GD25420	1	Transmission Casting
13	GD7127	2	Shear Coupler
14	GD5857	1	Spring
15	GD2558	2	Lynch Pin, 1/4"
16	GB0734	1	Spur Gear, 50 Tooth
17	GB0733	1	Spur Gear, 28 Tooth
18	GB0287	1	Coupler
19	G10108	7	Lock Nut, 3/8"-16
20	G10131	2	Square Head Set Screw, 5/16"-18 x 3/4"
21	G11453	1	Fender Washer, 1/4"
22	G10227	1	Lock Washer, 1/4"
23	G10233	1	Machine Bushing, 1 1/2" x 1/32", 10 Gauge (.1345")
24	G10325	2	Hex Head Cap Screw, 3/8"-16 x 2 3/4"
25	G10345	4	Machine Bushing, 1", 14 Gauge (.0747")
26	G10455	2	Cotter Pin, 1/16" x 1/2"
27	G10463	1	Cotter Pin, 1/4" x 1 1/2"
28	G10497	2	Hex Jam Nut, 3/8"-16, Grade 2
29	G10565	1	Clevis Pin, 5/16" x 2"
30	G10602	3	Spring Pin, 1/4" x 1 1/2"
31	G10640	1	Grease Fitting, 1/4"-28
32	G10821	2	Clevis Pin, 3/16" x 2"
33	G10939	5	Hex Head Cap Screw, 3/8"-16 x 2 1/4"
34	G11075	1	External Inverted Snap Ring, 7/8"
35	G11078	1	Vinyl Cap
36	G11100	1	Hex Socket Button Head Cap Screw, 1/4"-20 x 1/2", Grade 8
37	G3310-88	1	Chain, No. 40, 88 Pitch Including Connector Link
	GR0912		Connector Link, No. 40
38	G10496	1	External Inverted Snap Ring, 1 1/2"
39	GD14427	1	Tightener Shaft, 4 7/8"
40	G11075	2	External Inverted Snap Ring, 7/8"
41	GD14431	1	Handle
42	GD14432	1	Sleeve, 1 1/4"
43	GD14414	1	Torsion Spring, R.H. (Used In L.H. Wrap Spring Wrench)(Shown)
	GD14413	-	Torsion Spring, L.H. (Used In R.H. Wrap Spring Wrench)
44	G10496	2	External Inverted Snap Ring, 1 1/2"
45	GD19344	1	Release Collar, Gray, L.H. (Shown)
	GD19343	-	Release Collar, Blue, R.H.
A	G1K379	-	Wrap Spring Wrench Replacement Kit, Gray Collar, L.H. (Items 38-45) (Shown)
	G1K378	-	Wrap Spring Wrench Replacement Kit, Blue Collar, R.H. (Items 38-45)

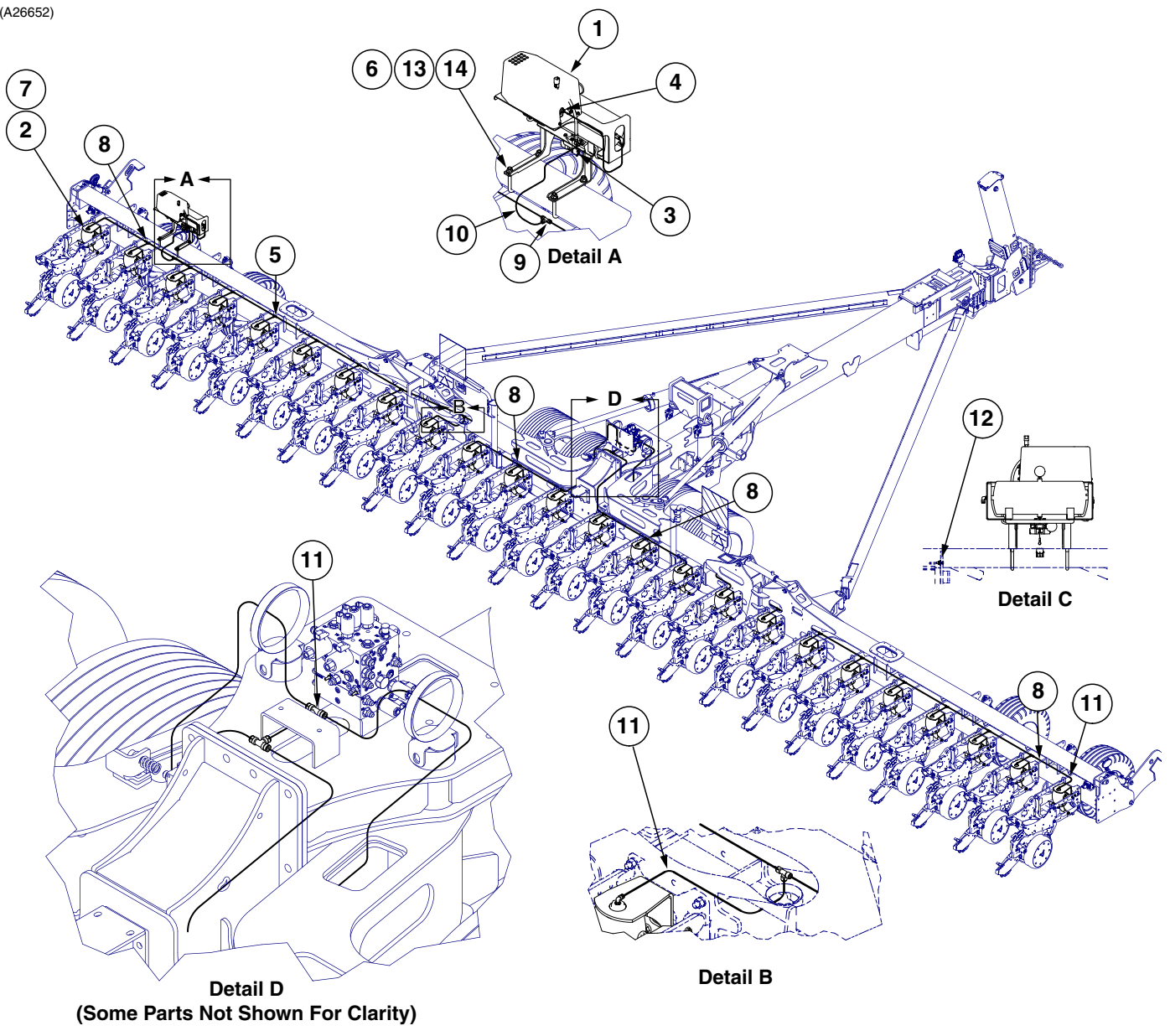
PRC019(TWL70d/TWL71d/TWL71/TWL18/A10054)

**L.H. Point Row Clutch Shown
(Used On L.H. Side Of Planter)**



This page left blank intentionally.

(A26652)

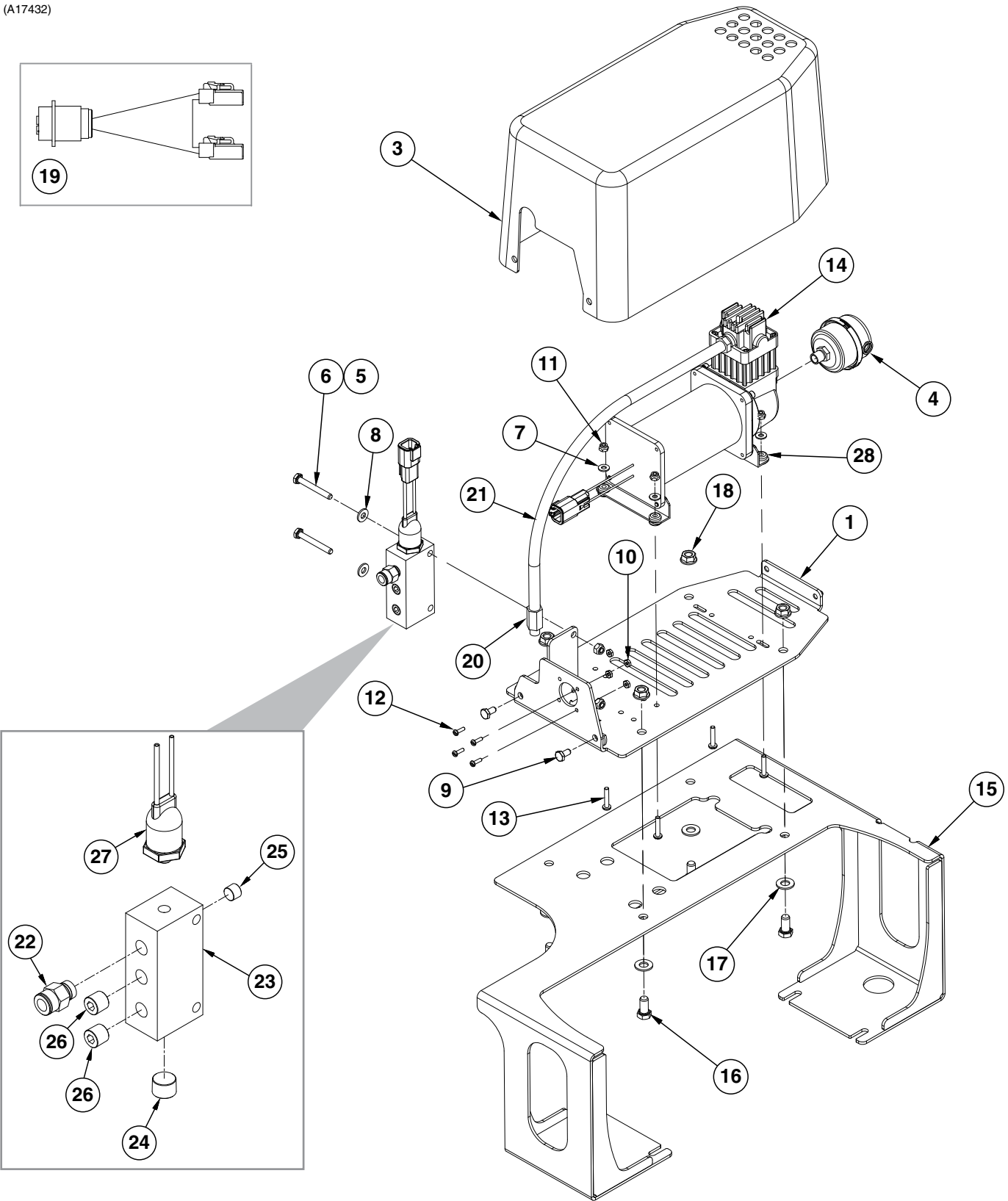


ITEM	PART NO.	QTY.	DESCRIPTION
1	GA25363	1	See "Air Tank Assembly" on page P131
2	GA17631	24	See "Pneumatic Down Pressure Row Unit Assembly" on page <?>
3	GA25653	1	PDP Harness
4	G10188102	1	12V Air Pump Harness W/Fuse
5	GD26110	20	Reducing Tee, 3/8 x 1/4 x 3/8
6	GD16598	2	U-Bolt, 4" x 7" x 5/8"-11
7	GD19080	24	Elbow, 1/4" x 1/8" NPT Swivel
8	GD18796	4	Reducer, 3/8" to 1/4"
9	GD18010	3	Tee, 3/8" Tube Union
10	*D17150-09	1	Nylon Tubing, 3/8" O.D. x 82'
11	**D17151-12	1	Nylon Tubing, 1/4" O.D. x 5'
12	G11858	1	Serrated Bolt Stud, 3/8"-24 x 1-9/32", Grade 5
	G10344	1	Hex Jam Nut, 3/8"-24, Grade 2
	G10524	1	Internal/External Tooth Washer, 3/8"
	G10219	1	Washer, 5/16" USS
13	G11391	4	Flat Washer, 5/8" SAE
14	G10107	4	Lock Nut, 5/8"-11

*Not stocked by Kinze repair parts, but is available in bulk. Order part number: GD17150-00, Urethane Tubing, 3/8" O.D. x 250'.

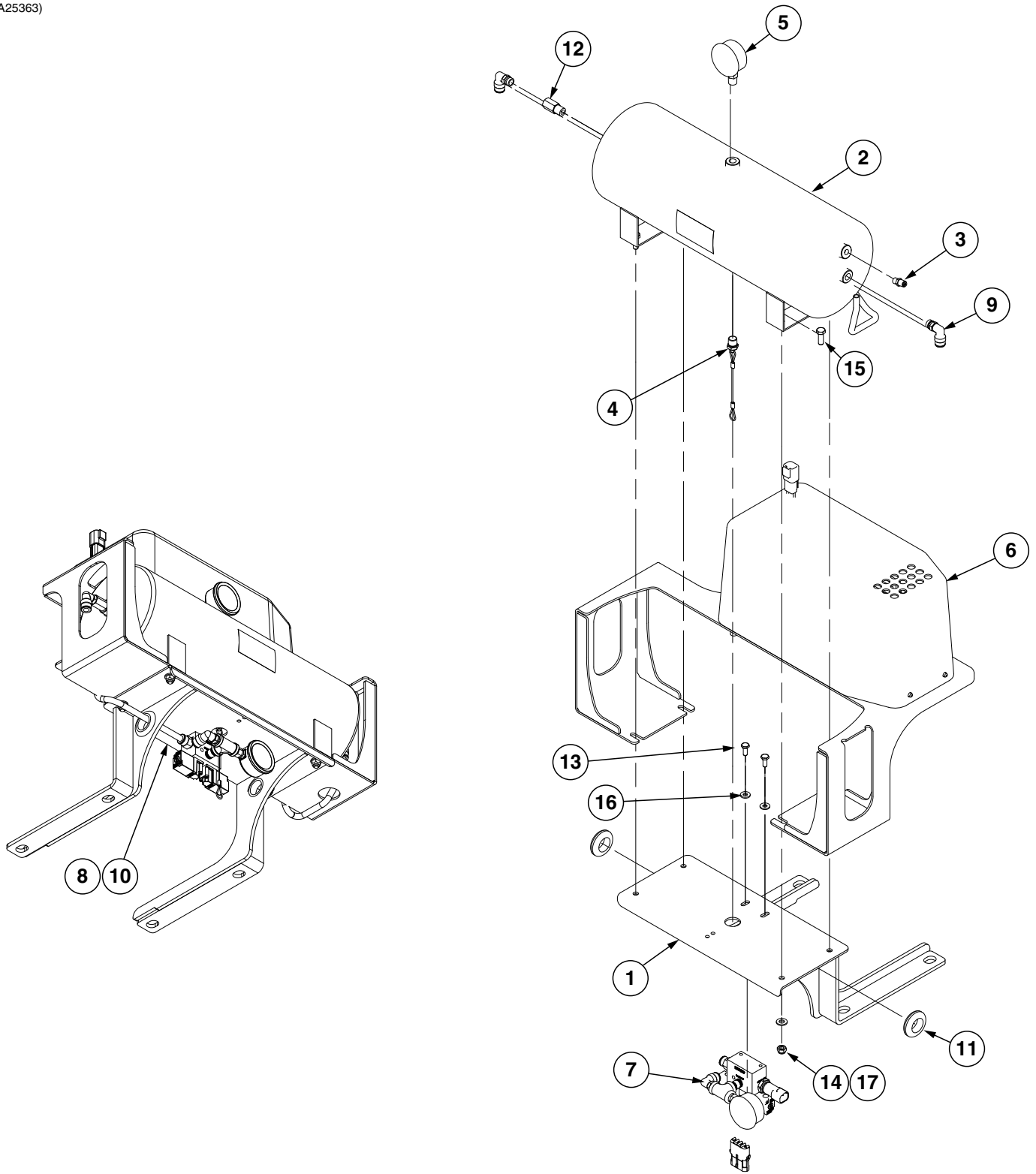
**Not stocked by Kinze repair parts, but is available in bulk. Order part number: GD17151-00, Urethane Tubing, 1/4" O.D. x 250'.

(A17432)



ITEM	PART NO.	QTY.	DESCRIPTION
1	GA17623	1	12V Electric Compressor Mount
2	---	-	---
3	GB0766	1	Compressor Cover
4	GA14127	1	Filter Assembly
	GR1943	-	Filter Element Replacement
5	G10110	2	Lock Nut, 1/4"-20, Grade B
6	G10638	2	Hex Head Cap Screw, 1/4"-20 x 2"
7	G11382	4	Washer, No. 10 SAE
8	G11385	2	Flat Washer, 1/4" SAE
9	G11356	2	Hex Socket Flange Cap Screw, 1/4"-20 x 1/2"
10	G10949	4	Hex Nut, #6-32, Grade 1
11	G11206	4	Lock Nut, No. 10-32
12	G10950	4	Slotted Phillips Head Machine Screw, 6-32 x 1/2", Grade 1
13	G10904	4	Slotted Phillips Head Machine Screw, 10-32 x 1", Grade 1
14	GA18212	1	12V Air Pump W/Connector
15	GA18001	1	Compressor Mount
16	G10002	4	Hex Head Cap Screw, 3/8"-16 x 3/4"
17	G11387	4	Flat Washer, 3/8" SAE
18	G10622	4	Serrated Flange Nut, 3/8"-16
19	GA18482	1	Air Compressor Harness
20	GR1921	-	Check Valve
21	GR1951	-	Leader Hose without Check Valve
22	GD17141	1	Connector, 1/4" Male NPT
23	GD25486	1	Manifold Block
24	GD26387	1	Plug, 3/8" NPT
25	GD26386	1	Plug, 1/8" NPT
26	GD26070	2	Plug, 1/4" NPT
27	GA18211	1	Air Pump Pressure Switch W/Connector
	GD26069	-	Pressure Switch
28	GR2233	1	Vibration Isolator Gromet, 4 Pack
A	GA17994	-	Compressor Manifold (Items 22-27)

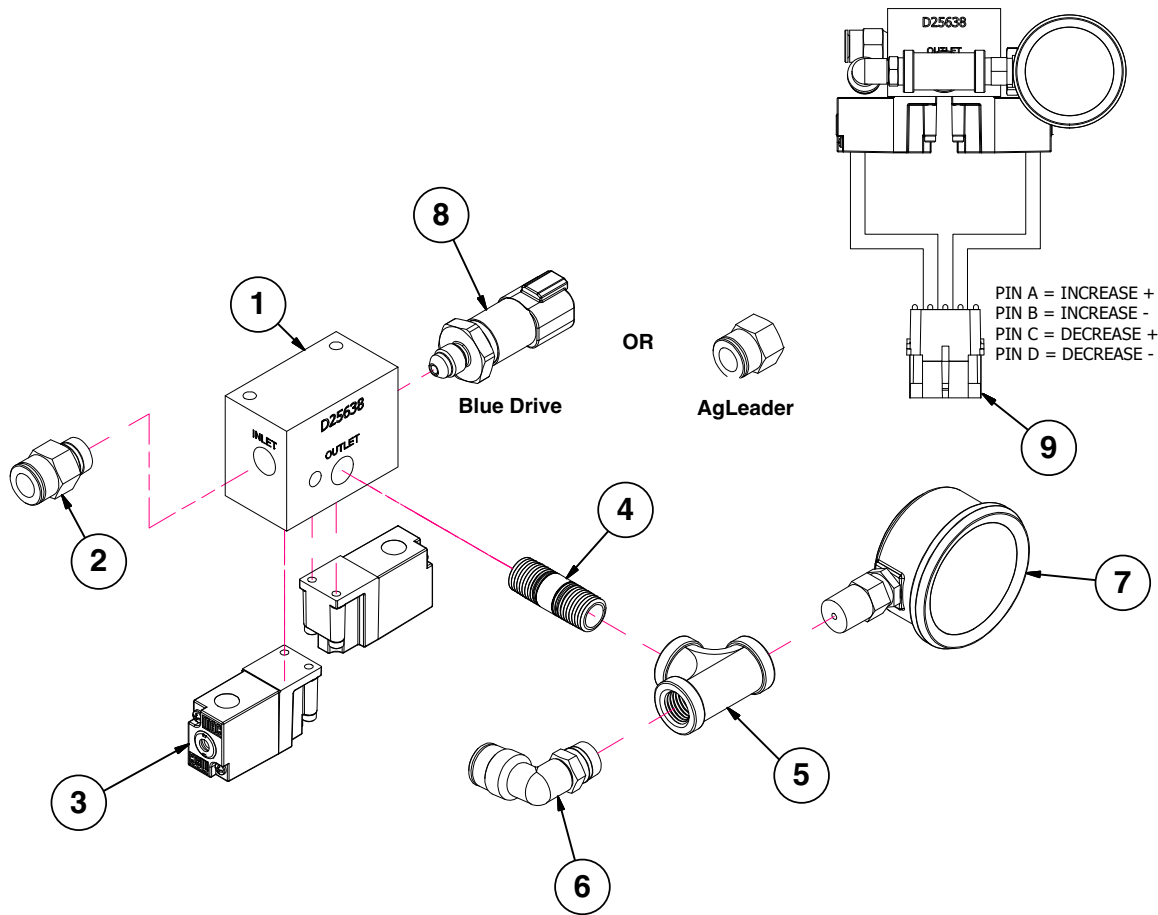
(A25363)



ITEM	PART NO.	QTY.	DESCRIPTION
1	GA17573	1	Air Tank Mount
2	GA11988	1	Tank, 3 Gallon
3	GA11989	1	Valve Stem, 1/8" NPT
4	GA11991	1	Drain, 1/4" NPT
5	GA21405	1	Pressure Gauge, 1/4" NPT
6	---	-	See "Electric Compressor" on page P129
7	---	1	See "Air Valve Assembly" on page P133
8	GD1512	1	Cable Tie, 7 1/2"
9	GD17143	2	Swivel Elbow, 1/4" NPT x 3/8"
10	**D17150-16	1	Urethane Tubing, 3/8" O.D. x 32"
11	GD22200	2	Grommet, 1"
12	GR1921	1	Check Valve
13	G10020	2	Hex Head Cap Screw, 1/4"-20 x 5/8"
14	G10109	4	Lock Nut, 5/16"-18
15	G10991	4	Hex Head Cap Screw, 5/16"-18 x 7/8"
16	G11385	2	Flat Washer, 1/4" SAE
17	G11386	4	Flat Washer, 5/16" SAE

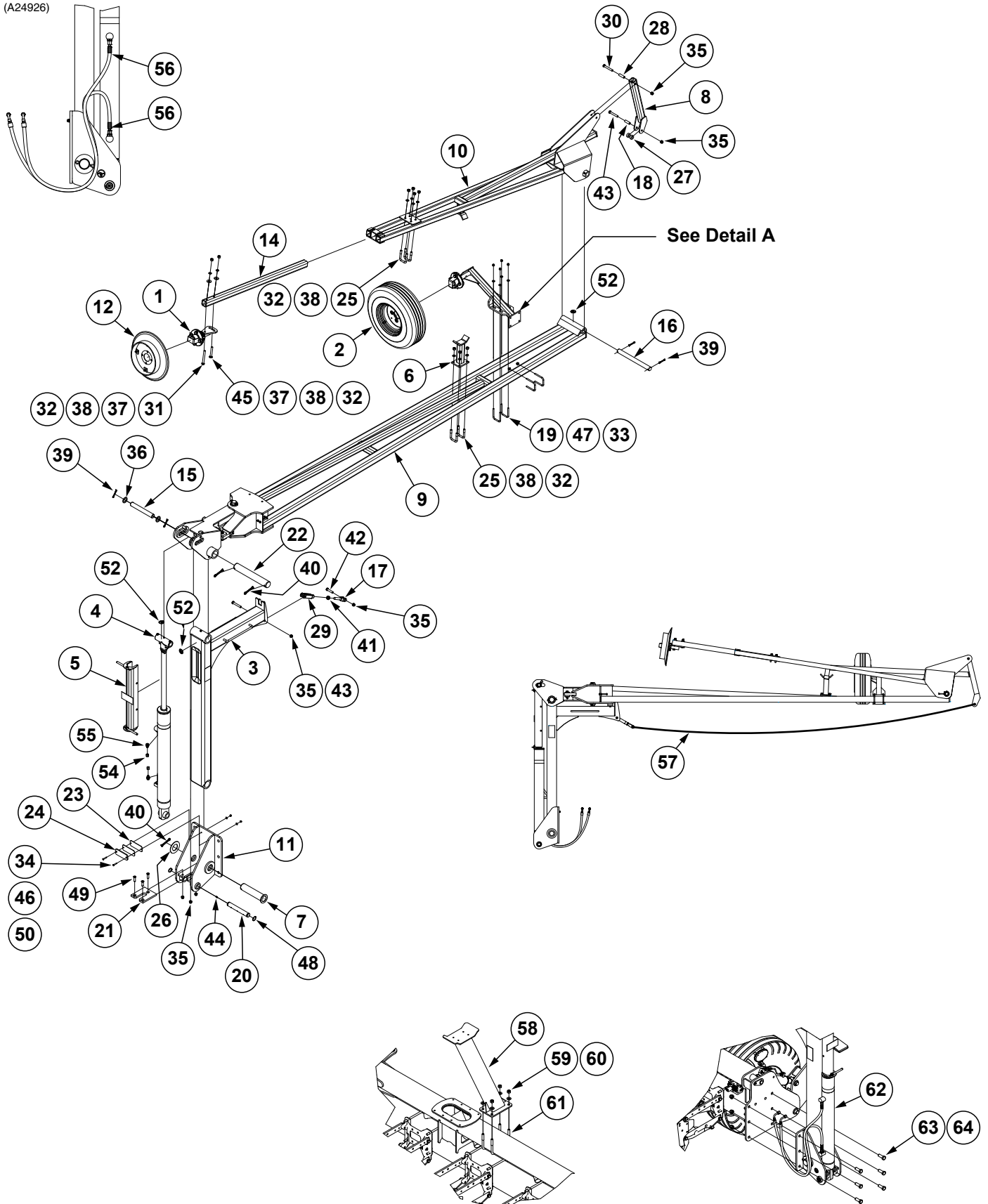
**Not stocked by Kinze repair parts, but is available in bulk. Order part number: GD17150-00, Urethane Tubing, 3/8" O.D. x 250'.

(A25311)

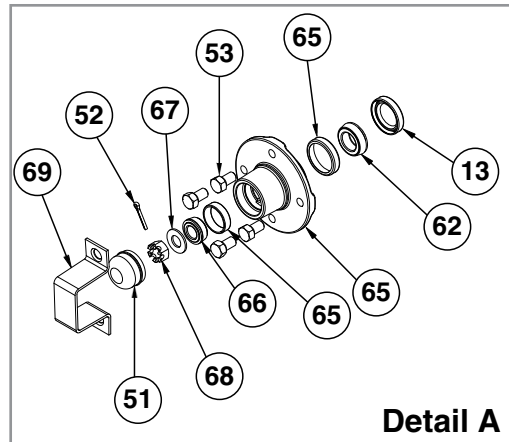


ITEM	PART NO.	QTY.	DESCRIPTION
1	GD25638	1	DF Block
2	GD17141	1	Connector, 1/4" Male NPT
3	GA20370	2	12 VDC Air Valve
4	GD19238	1	Nipple, 1/4" NPT
5	GD19237	1	Tee, 1/4" NPT
6	GD17143	1	Swivel Elbow, 1/4" NPT x 3/8"
7	GA21405	1	Pressure Gauge
8	GA14804	1	Pressure Sensor (Blue Drive®)
	G5406-02P	1	Hex Head Plug, 1/8" NPT (w/ AgLeader)
9	GD12557	4	Male 20-18 AWG Terminal Pin
	GD12558	4	Cable Seal, 18-16 AWG
	GD19811	1	4 Pin Receptacle, Black
A	GA25311	-	12 VDC Air Valve Complete (Items 1-9) Blue Drive®
B	GA20088	-	12 VDC Air Valve Complete (Items 1-9), AgLeader

(A24926)



(Continued on the following pages.)



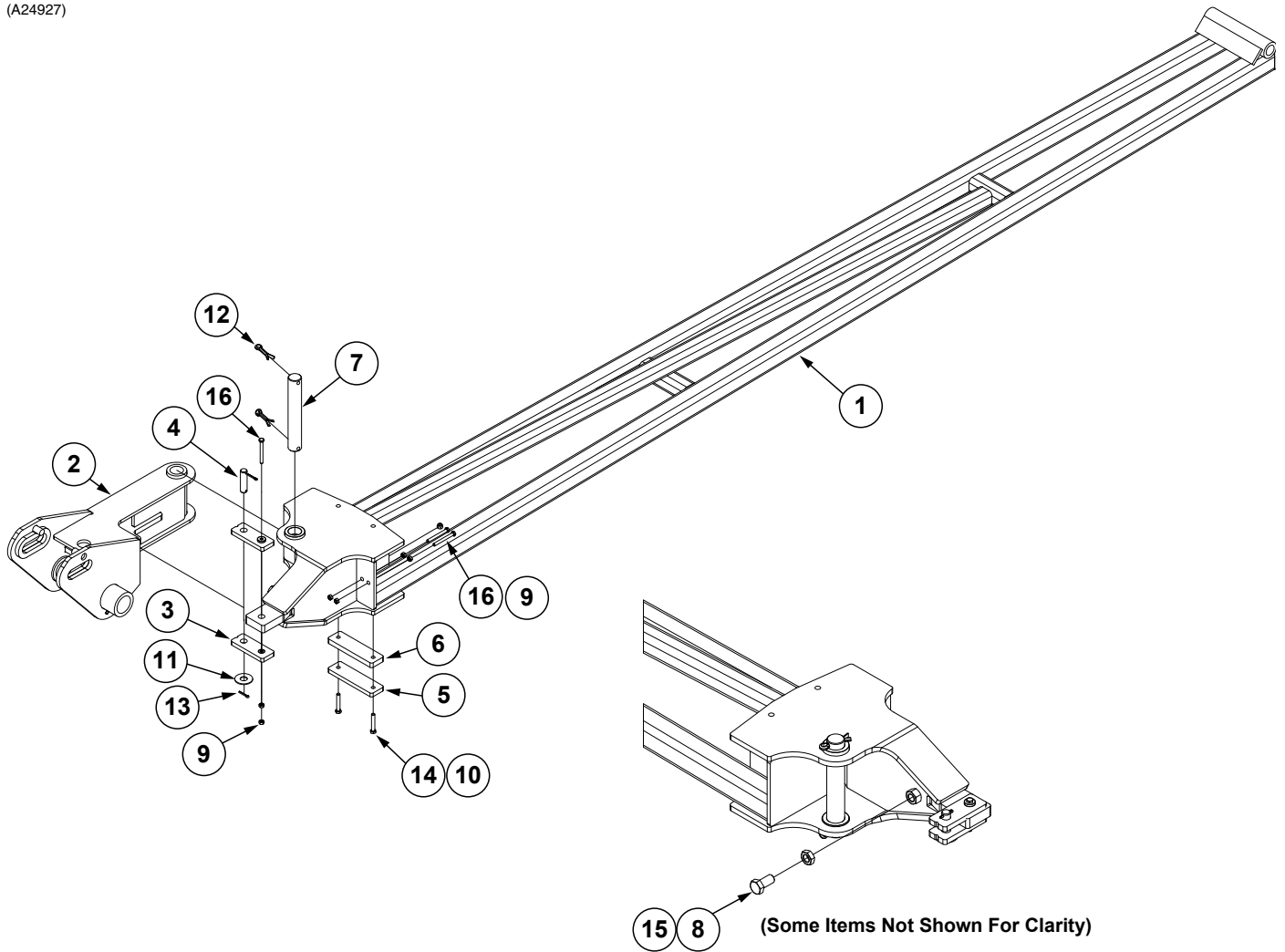
ITEM	PART NO.	QTY. (Per Assy.)	DESCRIPTION
1	GA13719	1	See "Row Marker Spindle/Hub/Blade" on page P139
2	GA17768	1	Rim, Gray
	GD15489	1	Tire, 20.5 x 8.0-10 (Specify Brand**)
	GA10458	1	Valve Stem
3	GA18057	1	First Stage
4	GA18861	1	See "Row Marker Cylinder" on page P132
5	GA18884	1	Cylinder Lock-up Assembly
	G10874	-	Detent Pin, 1/2" x 3 1/2" Grip
6	GA20256	1	Stop Pad
7	GA21107	1	Pin and Plate
8	GA21209	1	Control Arm
9	---	1	See "Second Stage Marker" on page P137
10	GA24735	1	Third Stage Marker
11	GA24736	1	Marker Mount
12	GA5861	1	See "Row Marker Spindle/Hub/Blade" on page P139
13	GD21540	1	Grease Seal
14	GD0453-07	1	Extension Tube, 45"
15	GD0652	1	Pin, 1/4" x 9 1/2"
16	GD0704	1	Pin, 1/4" x 14"
17	GD11115	1	Plain Yoke
18	GD19206	1	Chain Sleeve
19	GD19212	4	U-Bolt, 2 1/2" x 3/8"-16
20	GD25860	1	Marker Pin, 1/4" x 8 7/8"
21	GD25862	1	Wear Stop
22	GD25969	1	Pivot Shaft, 2 1/8" x 14 1/4"
23	GD26954	2	Shim Stop
24	GD26955	1	Stop Pad
25	GD2721	4	U-Bolt, 2" x 2" x 1/2"-13
26	GD30380	1	Washer, 4" O.D. x 2.188" I.D. x 10 Gauge (.134")
27	GD7817-04	2	Spacer, 1 1/16" I.D. x 1/2" Long
28	GD7904-09	1	Sleeve, 5/8" O.D. x .509" I.D. x 2 5/8"
29	GD8218	1	Yoke
30	G10033	1	Hex Head Cap Screw, 1/2"-13 x 3 1/2"
31	G10045	1	Hex Head Cap Screw, 1/2"-13 x 4 1/2"

ITEM	PART NO.	QTY. (Per Assy.)	DESCRIPTION
32	G10102	10	Hex Nut, 1/2"-13
33	G10108	8	Lock Nut, 3/8"-16
34	G10110	2	Lock Nut, 1/4"-20, Grade B
35	G10111	7	Lock Nut, 1/2"-13
36	G10159	2	Washer, 1 7/8", 10 Gauge (.1345")
37	G10168	2	Machine Bushing, 1/2", 7 Gauge (.1793")
38	G10228	10	Lock Washer, 1/2"
39	G10460	4	Cotter Pin, 1/4" x 2"
40	G10461	3	Cotter Pin, 3/8" x 3"
41	G10503	1	Hex Jam Nut, 5/8"-11, Grade 2
42	G10581	1	Hex Head Cap Screw, 1/2"-13 x 2 1/4"
43	G10585	2	Hex Head Cap Screw, 1/2"-13 x 3 1/4"
44	G10640	1	Grease Fitting, 1/4"-28
45	G10844	1	Carriage Bolt, 1/2"-13 x 3 1/2"
46	G11385	2	Flat Washer, 1/4" SAE
47	G11387	8	Flat Washer, 3/8" SAE
48	G11400	2	Retaining Ring, 1 1/4"
49	G11534	3	Hex Flat Head Counter Sunk, 1/2"-13 x 1 3/4"
50	G11570	2	Hex Flat Head Cap Screw, 1/4"-20 x 1 1/2"
51	GD0840	1	Dust Cap
52	G10544	1	Cotter Pin, 5/32" x 1"
53	GD3248	4	Lug Bolt, 1/2"-20 x 1 1/4"
54	G304-C-6	2	Cap Nut, 9/16"-18
55	G6400-06-08 GR1037	2	Connector W/O-Ring, 9/16"-18 Male JIC To 3/4"-16 O-Ring O-Ring
56	*A15097-53	2	Hose Assembly, 3/8" (06F-06L90F)
57	GD35380	1	Wire Rope, 143 1/2"
58	GA18734	1	Marker Stand
59	G10104	4	Hex Nut, 5/8"-11
60	G11391	4	Flat Washer, 5/8" SAE
61	GD16598	2	U-Bolt, 4" x 7" x 5/8"-11
62	GA0245	1	Bearing
63	G10026	6	Hex Head Cap Screw, 3/4"-10 x 2"
64	G10112	6	Lock Nut, 3/4"-10
65	GA0167 GR0151 GR0150 GB0165	1 - - -	Hub W/Cups, 4 Bolt Outer Cup Inner Cup Hub, 4 Bolt
66	GA0257	1	Bearing
67	G11391	1	Flat Washer, 5/8" SAE
68	G10725	1	Slotted Hex Nut, 5/8"-18
69	GD2597	1	Retainer
70	GA0160R GA0160L	1 -	Support, R.H. Support, L.H. (Shown)

* Hydraulic hose is not stocked by Kinze Repair Parts, but can be made available on a special order basis. Call for quote.

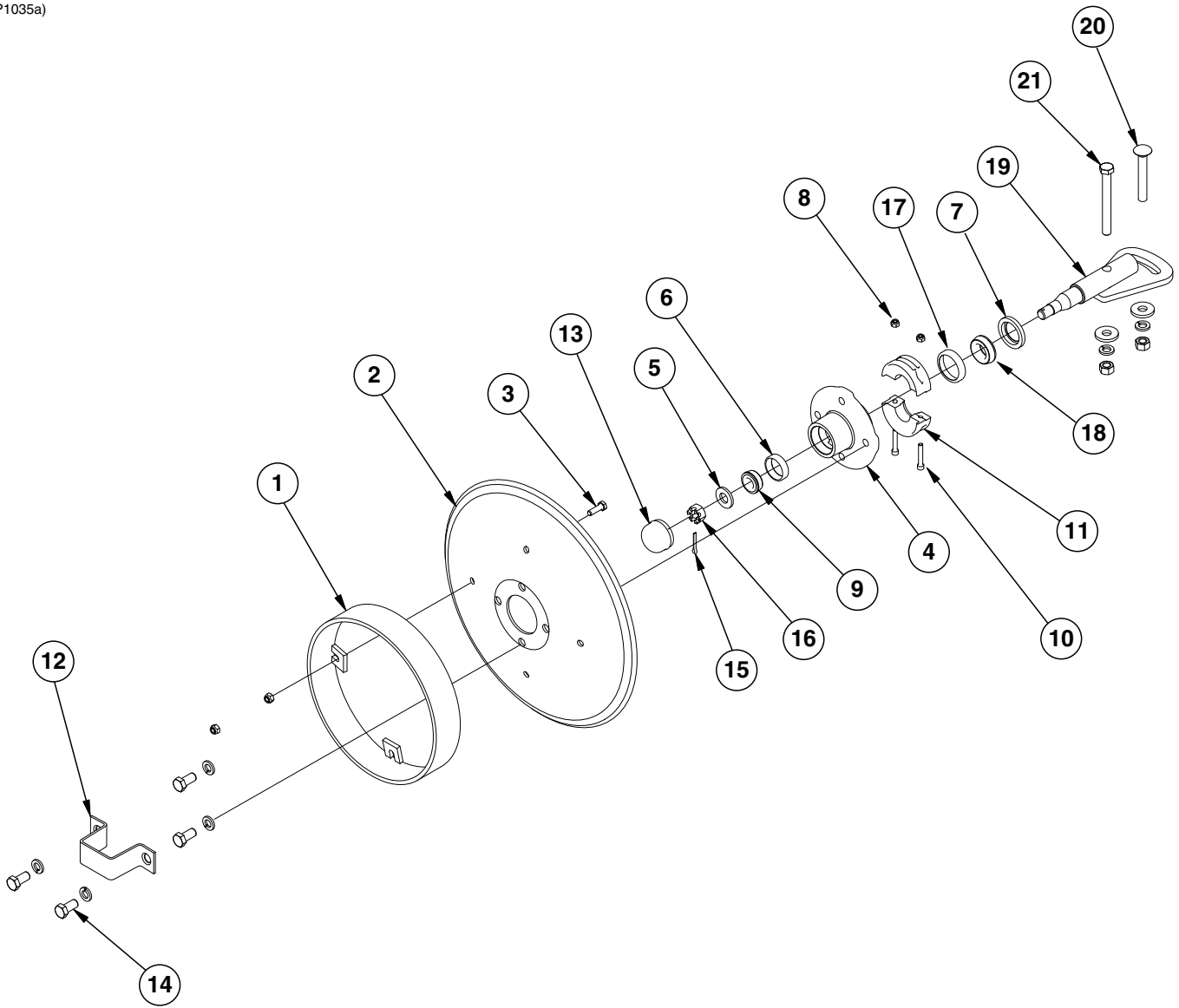
**Specific brand requests will be supplied only as available from current Kinze Repair Parts stock. If a specific brand requested is not in stock, the brand available will be supplied.

(A24927)



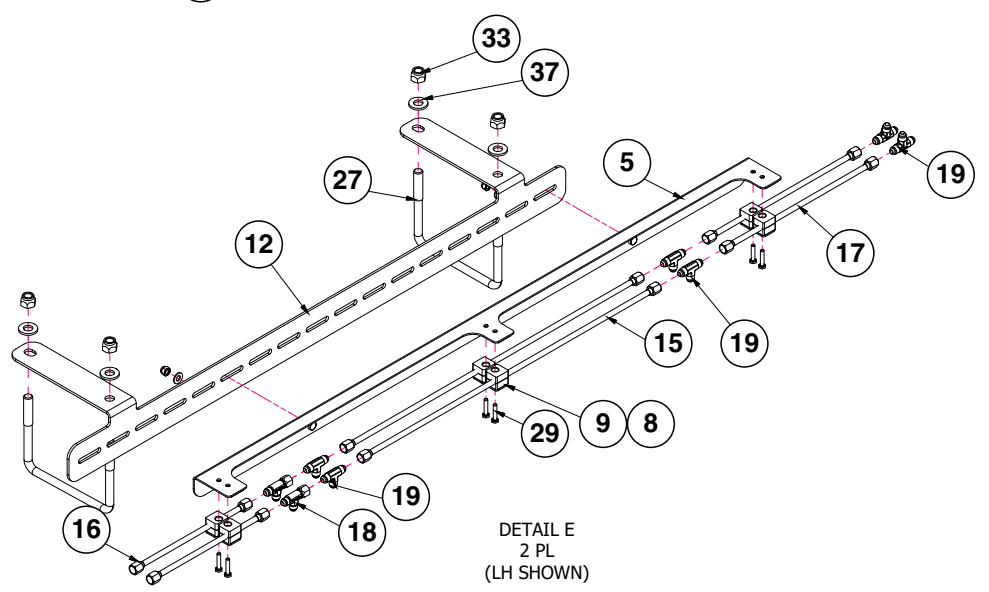
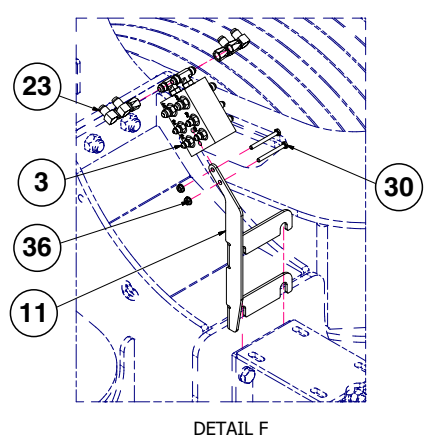
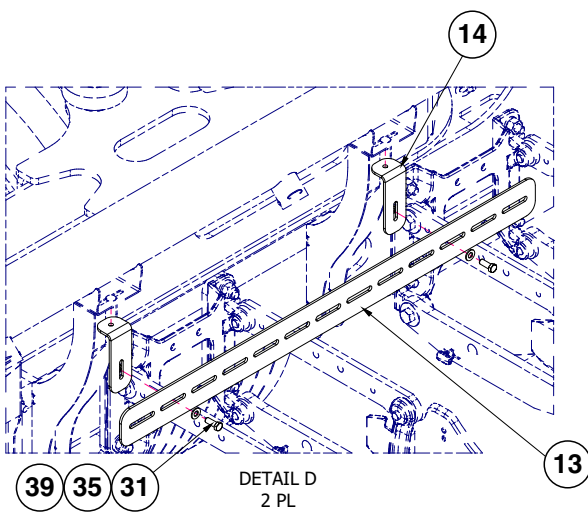
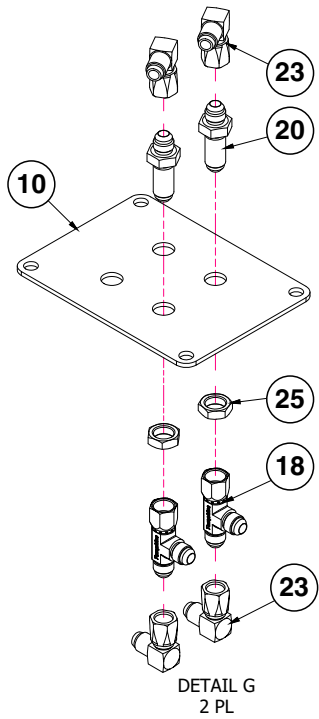
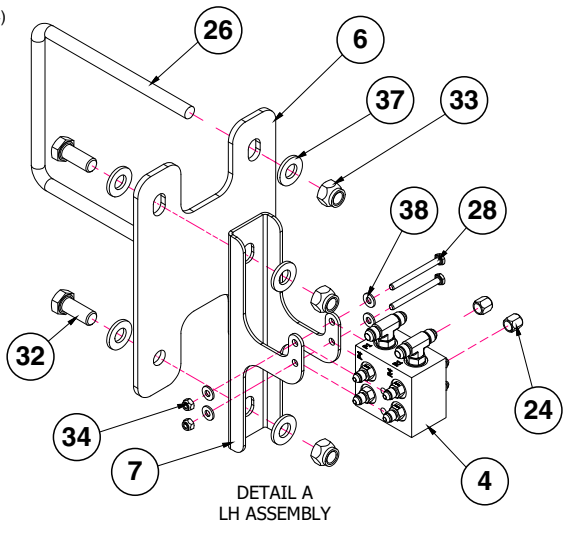
ITEM	PART NO.	QTY. (Per Assy.)	DESCRIPTION
1	GA24734	1	Second Stage, R.H.
	GA25287	-	Second Stage, L.H.
2	GA18870	1	R.H. Second Stage Knuckle
	GA18869	-	L.H. Second Stage Knuckle
3	GA18485	2	Shear Strap
4	GD26872	1	Shear Strap Pin
5	GD26204	1	Stop Pad
6	GD25965	1	Mount Spacer
7	GD25959	1	Breakaway Pivot Pin
8	G10025	1	Hex Head Cap Screw, 3/4"-10 x 1 1/2"
9	G10106	6	Hex Nut, 5/16"-18
10	G10108	2	Lock Nut, 3/8"-16
11	G10218	1	Washer, 3/4" USS
12	G10468	2	Cotter Pin, 3/8" x 2"
13	G10544	2	Cotter Pin, 5/32" x 1"
14	G10939	2	Hex Head Cap Screw, 3/8"-16 x 2 1/4"
15	G11087	1	Hex Nut, 3/4"-10
16	G11553	3	Hex Head Cap Screw, 5/16"-18 x 3"

(IP1035a)



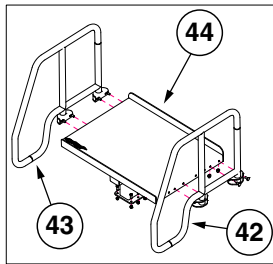
ITEM	PART NO.	QTY. (Per Assy.)	DESCRIPTION
1	GA5853	1	Depth Band
2	GD0746	1	Disc Blade, Solid, 16" (Shown)
	GD10283	-	Disc Blade, Notched, 16" (Optional)
3	G10019	4	Hex Head Cap Screw, 5/16"-18 x 1"
	G10109	4	Lock Nut, 5/16"-18, Grade 8
4	GA0167	1	Hub W/Cups, 4 Bolt (Includes Items 6 and 17)
5	G11391	1	Flat Washer, 5/8" SAE
6	GR0151	1	Outer Cup
7	GD21540	1	Grease Seal
8	G10110	2	Lock Nut, 1/4"-20, Grade B
9	GA0257	1	Bearing
10	G11418	2	Hex Socket Head Cap Screw, 1/4"-20 x 1 1/2"
11	GB0554	2	Hub Shield
12	GD2597	1	Retainer
13	GD0840	1	Dust Cap
14	G10722	4	Hex Head Cap Screw, 1/2"-20 x 1"
	G10228	4	Lock Washer, 1/2"
15	G10544	1	Cotter Pin, 5/32" x 1"
16	G10725	1	Slotted Hex Nut, 5/8"-18
17	GR0150	1	Inner Cup
18	GA0245	1	Bearing
19	GA15151	1	Spindle
20	G10844	1	Carriage Bolt, 1/2"-13 x 3 1/2"
	G10168	1	Machine Bushing, 1/2", 7 Gauge
	G10228	1	Lock Washer, 1/2"
	G10102	1	Hex Nut, 1/2"-13
21	G10045	1	Hex Head Cap Screw, 1/2"-13 x 4 1/2"
	G10168	2	Machine Bushing, 1/2", 7 Gauge
	G10228	2	Lock Washer, 1/2"
	G10102	2	Hex Nut, 1/2"-13
A	GA13719	-	Hub And Spindle Assembly, (Items 4-7, 9, and 12-19)

(102914)

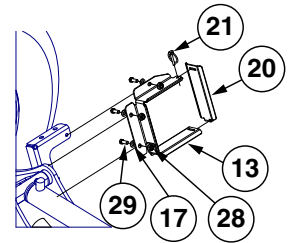
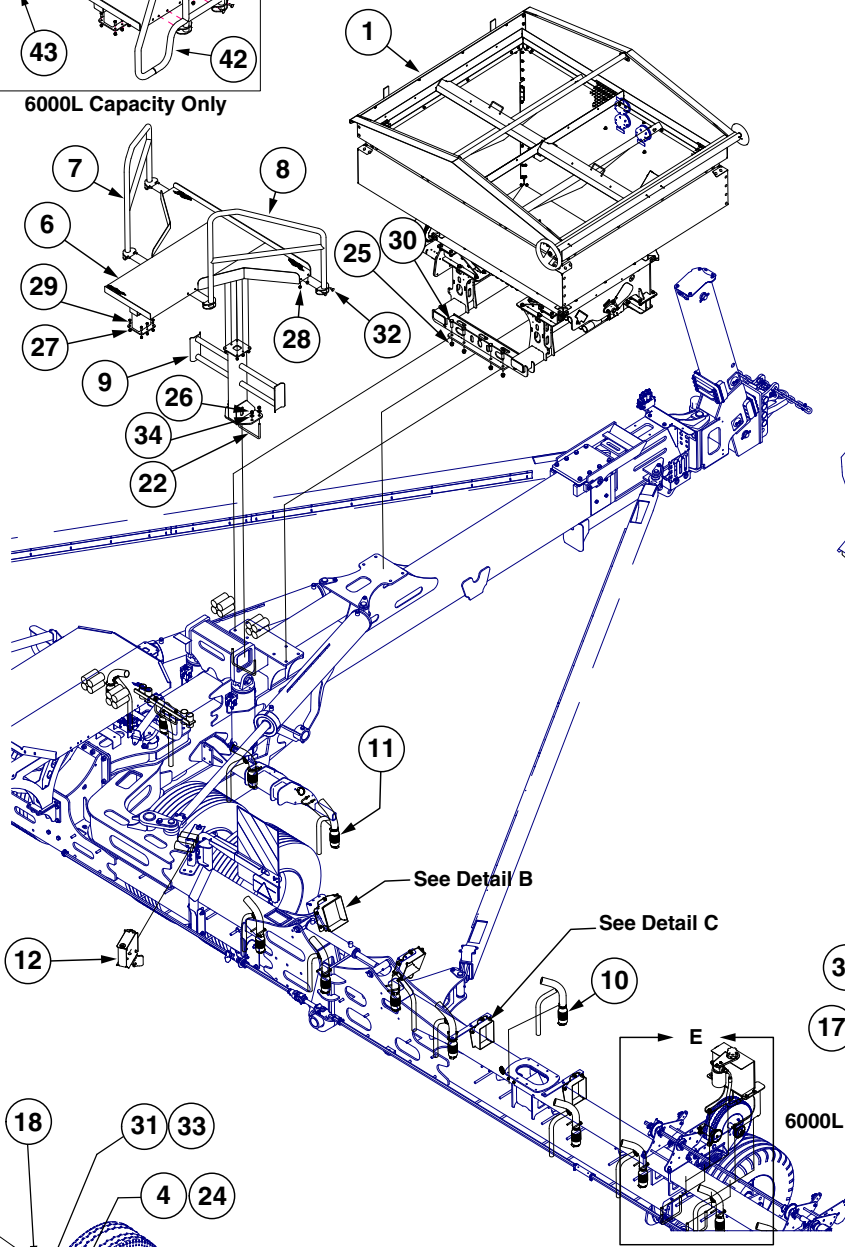


ITEM	PART NO.	QTY. (Per Assy.)	DESCRIPTION
1	---	-	---
2	---	-	---
3	GA26493	1	See "Hydraulic Down Force Center Junction Block" on page P220
4	GA25477	2	See "Hydraulic Down Force Junction Block Assembly" on page P221
5	GA26766	2	Tube Support Bracket
6	G10291601	2	Offset Plate
7	GD35908	2	Hydraulic Block Mount
8	GD36667	12	Tube Clamp Set
9	GD36666	12	Plate Tube Clamp Cover
10	G10291801	2	Stub Wing Bulkhead Plate
11	G10434101	1	Hydraulic Junction Block Mount
12	G10292101	2	Hose Support
13	G10296101	2	Hose Support
14	G10425001	4	Angle
15	GA27099-28	4	Tube Assembly, 3/8" x 0.49" x 28"
16	GA27099-10.5	4	Tube Assembly, 3/8" x 0.49" x 10.5"
17	GA27099-14	4	Tube Assembly, 3/8" x 0.49" x 14"
18	G6602-06	8	Swivel Tee, 9/16"-18 JIC
19	G2603-06	12	Tee, 9/16"-18 Male JIC
20	G2700-06-06	4	Bulkhead Tube Union, 9/16"-18 Male JIC
21	---	-	---
22	---	-	---
23	G6500-06	12	90° Swivel Elbow, 9/16"-18 x 3/4"-16
24	G304-C-04	4	Cap Nut, 7/16"-20
25	G306-06	4	Lock Nut, 9/16"-18
26	GD1114	2	Spacer
27	GD16598	4	U-Bolt, 4" x 7" x 5/8"-11
28	G10746	4	Hex Head Cap Screw, 1/4"-20 x 2 3/4"
29	G10857	12	Hex Head Cap Screw, 1/4"-20 x 1 1/4"
30	G10403	2	Hex Head Cap Screw, 1/4"-20 x 2 1/2"
31	G10001	8	Hex Head Cap Screw, 3/8"-16 x 1"
32	G10007	4	Hex Head Cap Screw, 5/8"-11 x 1 1/2"
33	G10107	16	Lock Nut, 5/8"-11
34	G10110	4	Lock Nut, 1/4"-20, Grade B
35	G10108	8	Lock Nut, 3/8"-16
36	G10621	2	Serrated Flange Nut, 1/4"-20
37	G11391	20	Flat Washer, 5/8" SAE
38	G11385	8	Flat Washer, 1/4" SAE
39	G11387	12	Flat Washer, 3/8" SAE

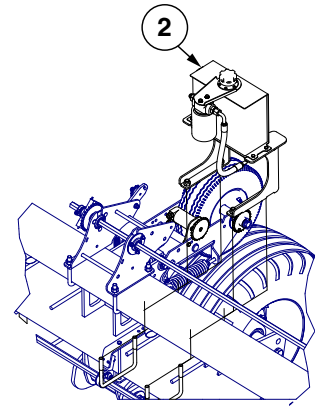
(A25328/103656)



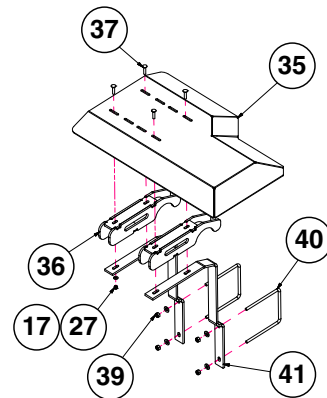
6000L Capacity Only



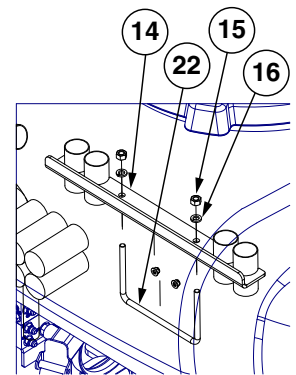
Detail B
(4 Places)



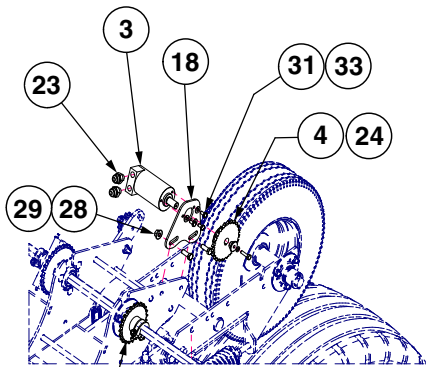
Detail E
(Oil Reservoir Assembly)



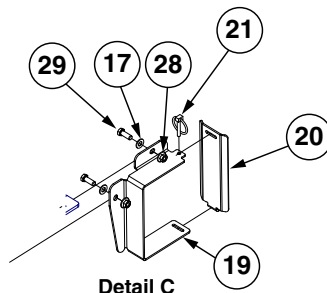
6000L Dry Fertilizer Configurations Only



Detail H
(Center Hoses Holder)



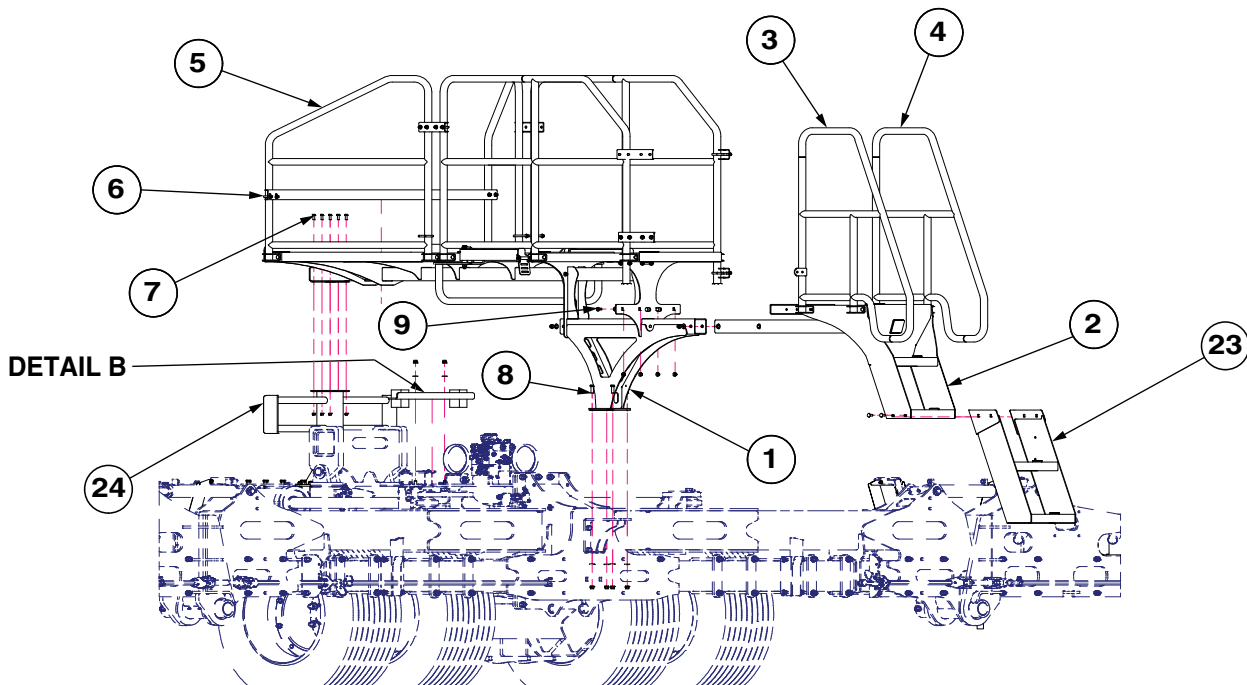
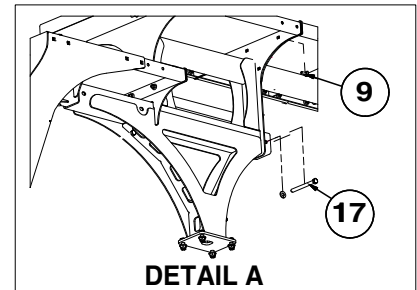
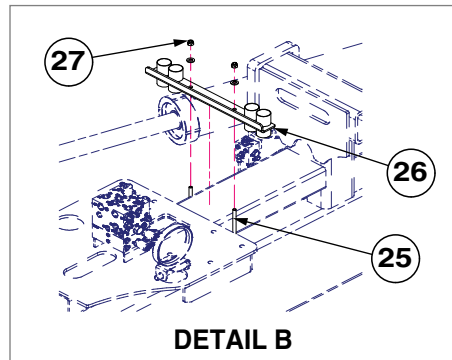
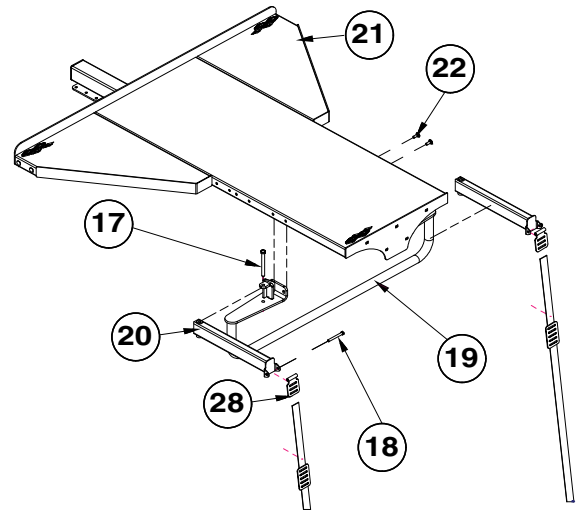
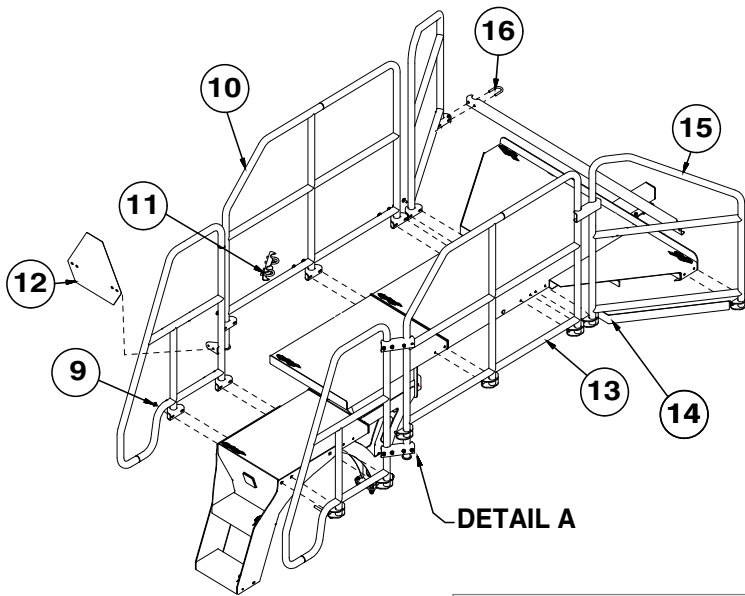
Detail F
(Ground Contact Drive Pump)



Detail C
(4 Places)

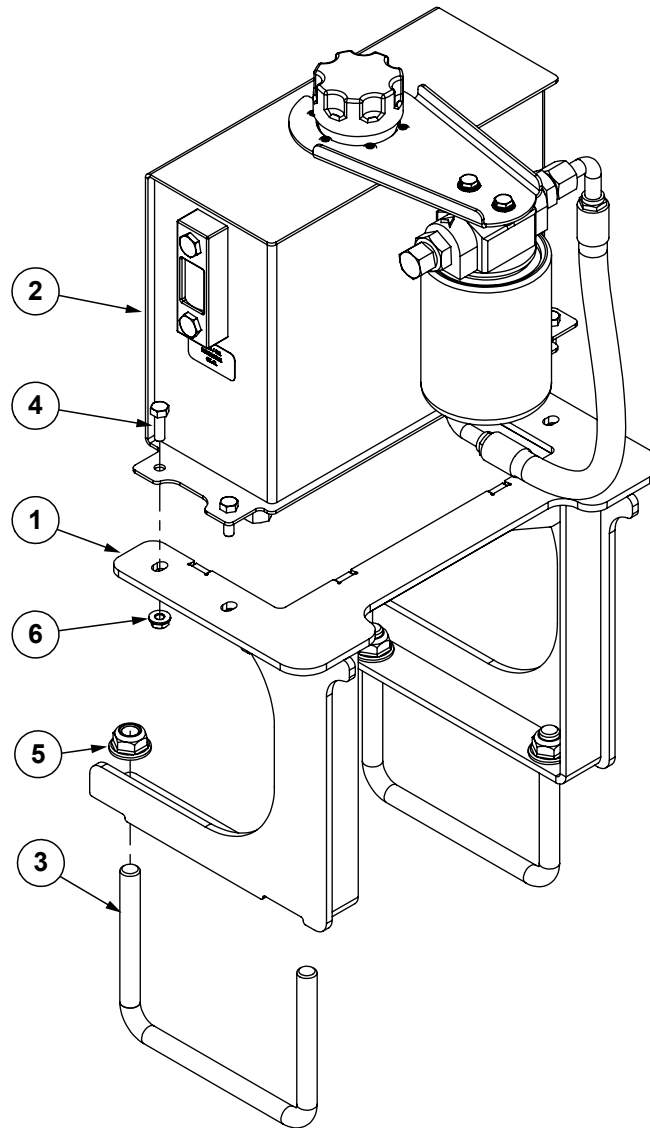
ITEM	PART NO.	QTY.	DESCRIPTION
1	---	1	See "Dry Fertilizer Tank (3000-6000 Liters)" on page P151
2	---	1	See "Oil Reservoir" on page P147
3	GA25335 GR2290 GR2291	1 - -	Hydraulic Motor Seal Kit Parallel Key, 3/16" x 3/4"
4	GA25015 G10229701 G10229601 G10227	1 1 1 1	Sprocket, 24 Tooth Drive Sprocket Lock Hex Head Cap Screw, 1/4"-28 x 1" Lock Washer, 1/4"
5	GA5109 G10233 GA11331	1 AR 1	Sprocket, 24 Tooth Machine Bushing, 1 1/2" x 1/32", 10 Gauge (.1345") Hex Lock Clamp Assembly
6	GA24801	1	Bulk Fill/Dry Fertilizer Catwalk
7	GA24802	1	Handrail
8	GA24803	1	Handrail
9	GA24853	1	Support
10	---	20	See "Air Release Tube Assemblies" on page P149
11	---	4	See "Air Release Tube Assemblies" on page P149
12	GA25468	2	Dry Fertilizer Hose Holder Assembly
13	GA25276	4	Hose Bracket
14	GA25925	1	Hose Holder
15	G10102	2	Hex Nut, 1/2"-13
16	G10228	2	Lock Washer, 1/2"
17	G11387	28	Flat Washer, 3/8" SAE
18	GD35462	1	Hydraulic Motor Mount Plate
19	GD35234	4	Hose Bracket
20	GD35235	8	Hose Clamp
21	GD2558	8	Lynch Pin, 1/4"
22	GD34924	3	U-Bolt, 8" x 5" x 1/2"-13
23	G6400-08-06 GR1045	2 -	Connector W/O-Ring, 3/4"-16 Male JIC To 3/16"-18 O-Ring O-Ring
24	G3310-54 GR0912	1 -	Chain, No. 40, 54 Pitch Including Connector Link Connector Link, No. 40
25	G10107	12	Lock Nut, 5/8"-11
26	G10111	4	Lock Nut, 1/2"-13
27	G10108	20	Lock Nut, 3/8"-16
28	G11091	30	Serrated Flange Nut, 3/8"-16
29	G10001	34	Hex Head Cap Screw, 3/8"-16 x 1"
30	G10008	12	Hex Head Cap Screw, 3/8"-11 x 2"
31	G10375901	3	Hex Head Cap Screw, 1/4"-20 x 1/2"
32	G10305	8	Carriage Bolt, 3/8"-16 x 1"
33	G10211	3	Washer, 1/4" SAE
34	G11389	4	Flat Washer, 1/2" Plated SAE
35	G10519401 G10533101	1 1	Hose Support, R.H. Hose Support, L.H.
36	G10519601	4	Bracket
37	G11134	8	Carriage Bolt, 3/8"-16 x 1-3/4"
39	G10102 G11389	8 8	Hex Nut, 1/2"-13 Flat Washer, 1/2" Plated SAE
40	GD7145	4	U-Bolt, 7" x 7" x 1/2"-13
41	G10519501	4	Mount Plate
42	G10359201	1	Handrail
43	G10359301	1	Handrail
44	G10359101	1	Bulk Dry Fertilizer Catwalk (6000L)

(A25615)



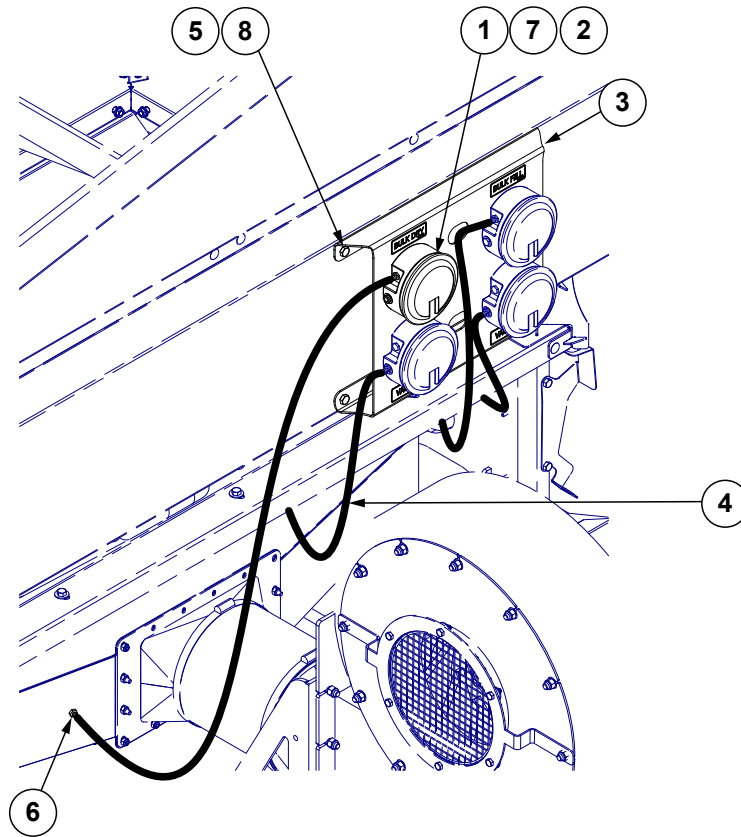
ITEM	PART NO.	QTY.	DESCRIPTION
1	GA24886	1	Catwalk Rear
2	GA24724	1	Catwalk Ladder
3	GA24730	1	Handrail
4	GA24731	1	Handrail
5	GA25624	1	Handrail
6	G10108	6	Lock Nut, 3/8"-16
	G10001	6	Hex Head Cap Screw, 3/8"-16 x 1"
7	GD35561	1	Bracket
8	G10017	4	Hex Head Cap Screw, 1/2"-13 x 1 1/2"
	G10111	4	Lock Nut, 1/2"-13
	G11389	4	Flat Washer, 1/2" Plated SAE
9	G11091	34	Serrated Flange Nut, 3/8"-16
	G10305	34	Carriage Bolt, 3/8"-16 x 1"
10	GA25625	1	Handrail
11	G11387	28	Hardened Washer, 3/8" SAE
	G10108	28	Lock Nut, 3/8"-16
12	GD27204	1	SMV Backer Plate
13	GA25622	1	Handrail
14	GD34545	6	Bracket
15	GA25623	1	Handrail
16	GD27190	14	U-Bolt, 1-1/2" x 3/8"-16
17	G10348	4	Hex Head Cap Screw, 1/2"-13 x 5"
	G11389	4	Flat Washer, 1/2" Plated SAE
	G10111	4	Lock Nut, 1/2"-13
18	G10809	1	Hex Head Cap Screw, 3/8"-16 x 3 1/4"
	G10108	1	Lock Nut, 3/8"-16
19	GA26668		Hose Holder
20	GA26193	2	Swing Arm
21	GA25616	1	Catwalk
22	G10305	4	Carriage Bolt, 3/8"-16 x 1"
23	GA24725	1	Ladder
	G10305	4	Carriage Bolt, 3/8"-16 x 1"
	G11091	4	Serrated Flange Nut, 3/8"-16
24	GA25630	1	5000L Dry Fertilizer Tank Support
	G11389	4	Flat Washer, 1/2" Plated SAE
	G10111	4	Lock Nut, 1/2"-13
	GD34924	2	U-Bolt, 8" x 5" x 1/2"-13
25	GD34924	1	U-Bolt, 8" x 5" x 1/2"-13
26	GA25925	1	Hose Holder
27	G11389	2	Flat Washer, 1/2" Plated SAE
	G10111	2	Lock Nut, 1/2"-13
28	G10428201	3	Strap Fix Plate, 5 Slots
	GA26179	2	Strap Fix Bracket
	GD11124	2	Polyester Strap, 1-3/4" x 84"

(A25544)



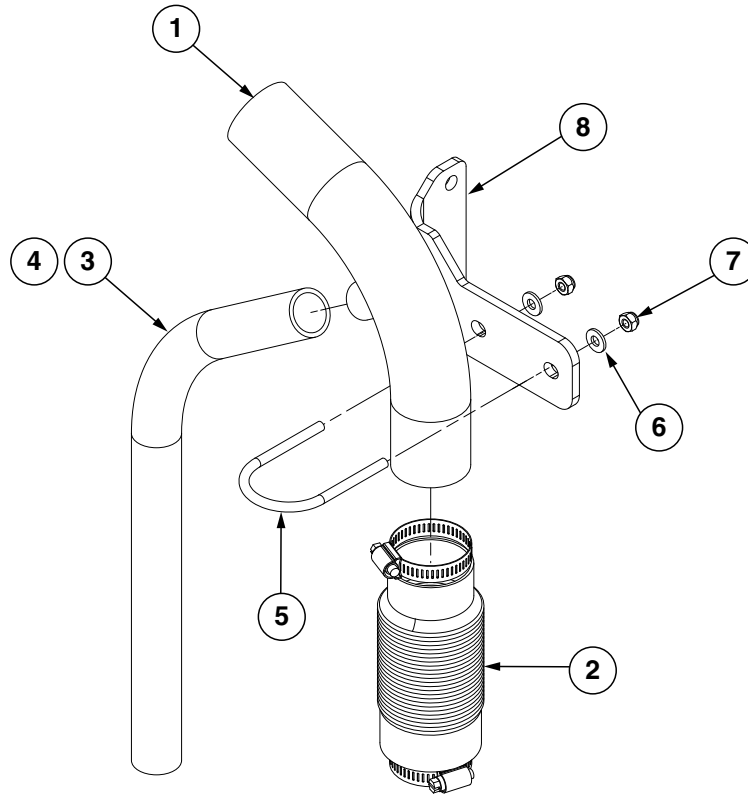
ITEM	PART NO.	QTY.	DESCRIPTION
1	GA25457	1	Oil Reservoir Stand
2	GA25456	1	Oil Reservoir Assembly W/Filter
	GA25613	1	Breather
	GA25334	1	Filter Head
	GD35000	1	Filter
3	GD16598	2	U-Bolt, 4" x 7" x 5/8"-11
4	G10991	4	Hex Head Cap Screw, 5/16"-18 x 7/8"
5	G10107	4	Lock Nut, 5/8"-11
6	G10109	4	Lock Nut, 5/16"-18
	G11386	4	Flat Washer, 5/16" SAE

(A25581)



ITEM	PART NO.	QTY.	DESCRIPTION
1	GA21406	1	Pressure Gauge
2	GA10799	1	Breather, 1/8" Male NPT
3	GD35532	1	Dry Fertilizer Gauge Mount
4	GD15849-06	4	Clear Tube, 5/16" x 260"
5	G11091	4	Serrated Flange Nut, 3/8"-16
6	GR1777	1	Hose Barb, 1/8" Male NPT To 3/16" Barb
7	G11728	3	Phillips Pan Head Machine Screw, #6-32 x 1/2"
8	G10001	4	Hex Head Cap Screw, 3/8"-16 x 1"

(A25501)

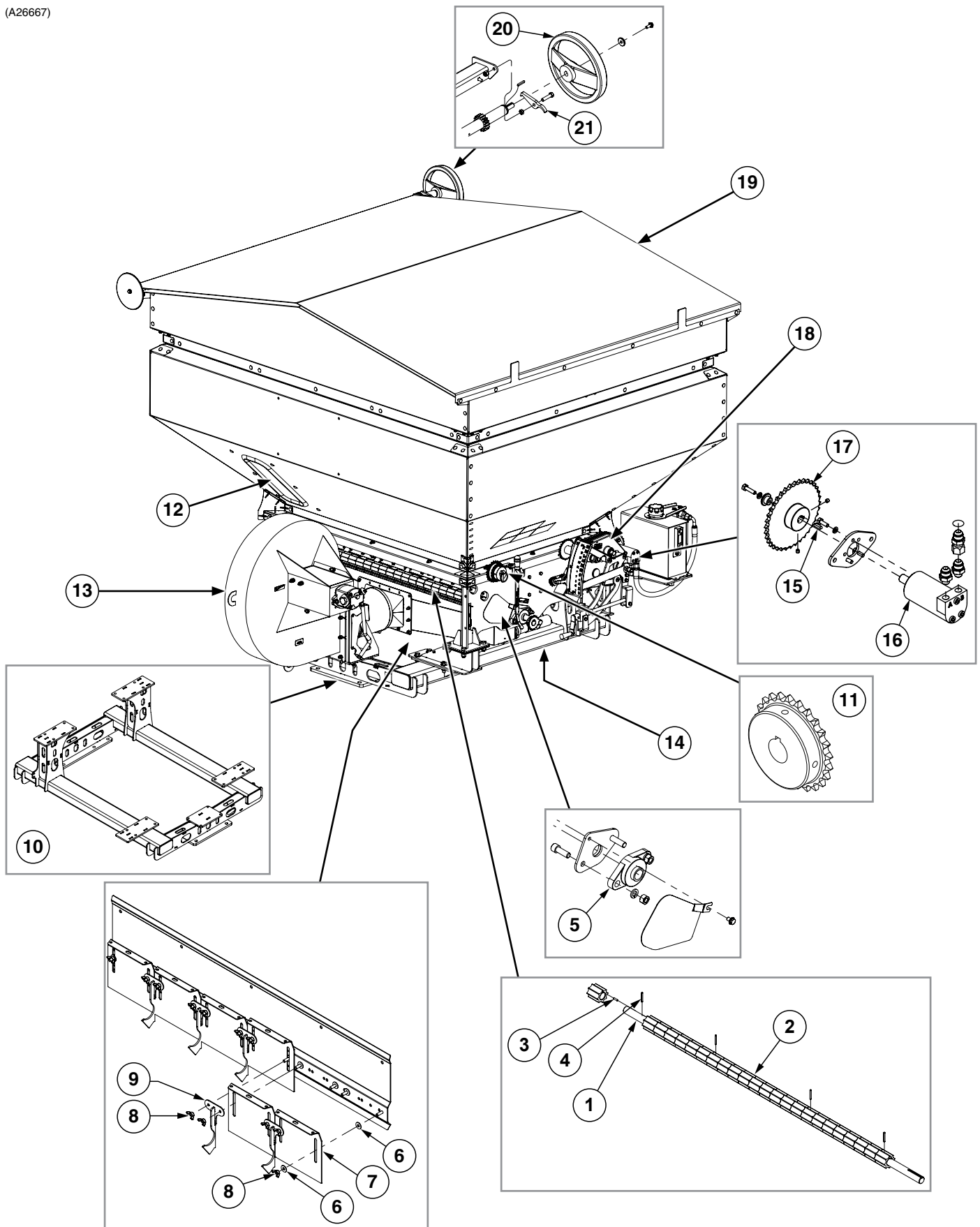


ITEM	PART NO.	QTY. (Per Assembly)	DESCRIPTION
1	GA25500 GA25336	1 -	Air Release Tube, 70° Elbow, Short Air Release Tube, 70° Elbow, Long
2	GD21398 G10672 G10676	1 1 1	Rubber Drop Tube Hose Clamp, No. 28 Hose Clamp, No. 36, Stainless Steel
3	*D19756-79	1	Hose, 1¼" x 20"
4	G10278	1	Hose Clamp, No. 16
5	GD35881	1	U-Bolt, 2" Diameter, 5/16"-18
6	G10379	2	Flat Washer, 5/16" SAE
7	G11951	2	Lock Nut, 5/16"-18
8	GD35221	1	Hose Support

*Hose not stocked by Kinze repair parts, but is available in bulk (GR1947).

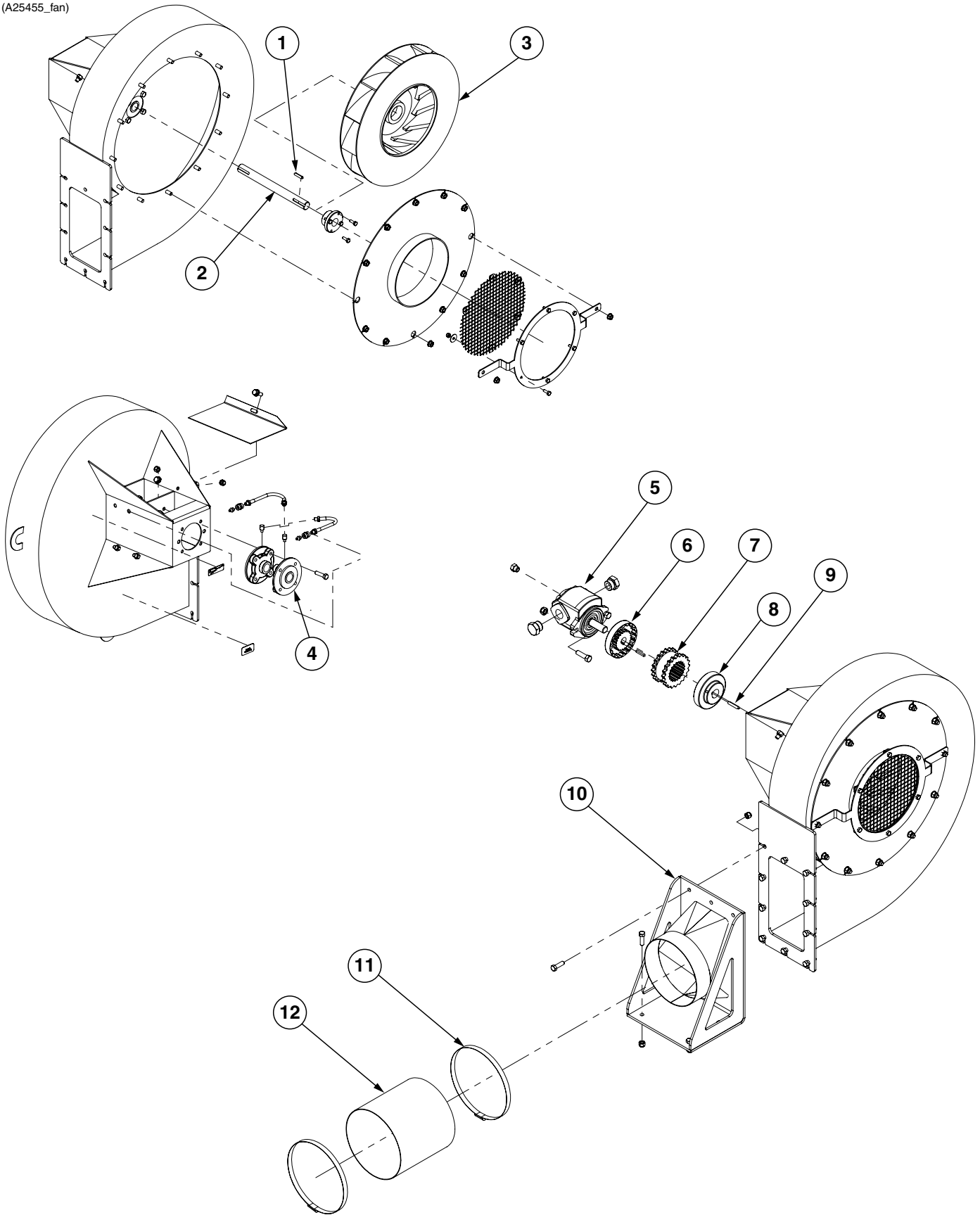
This page left blank intentionally.

(A26667)

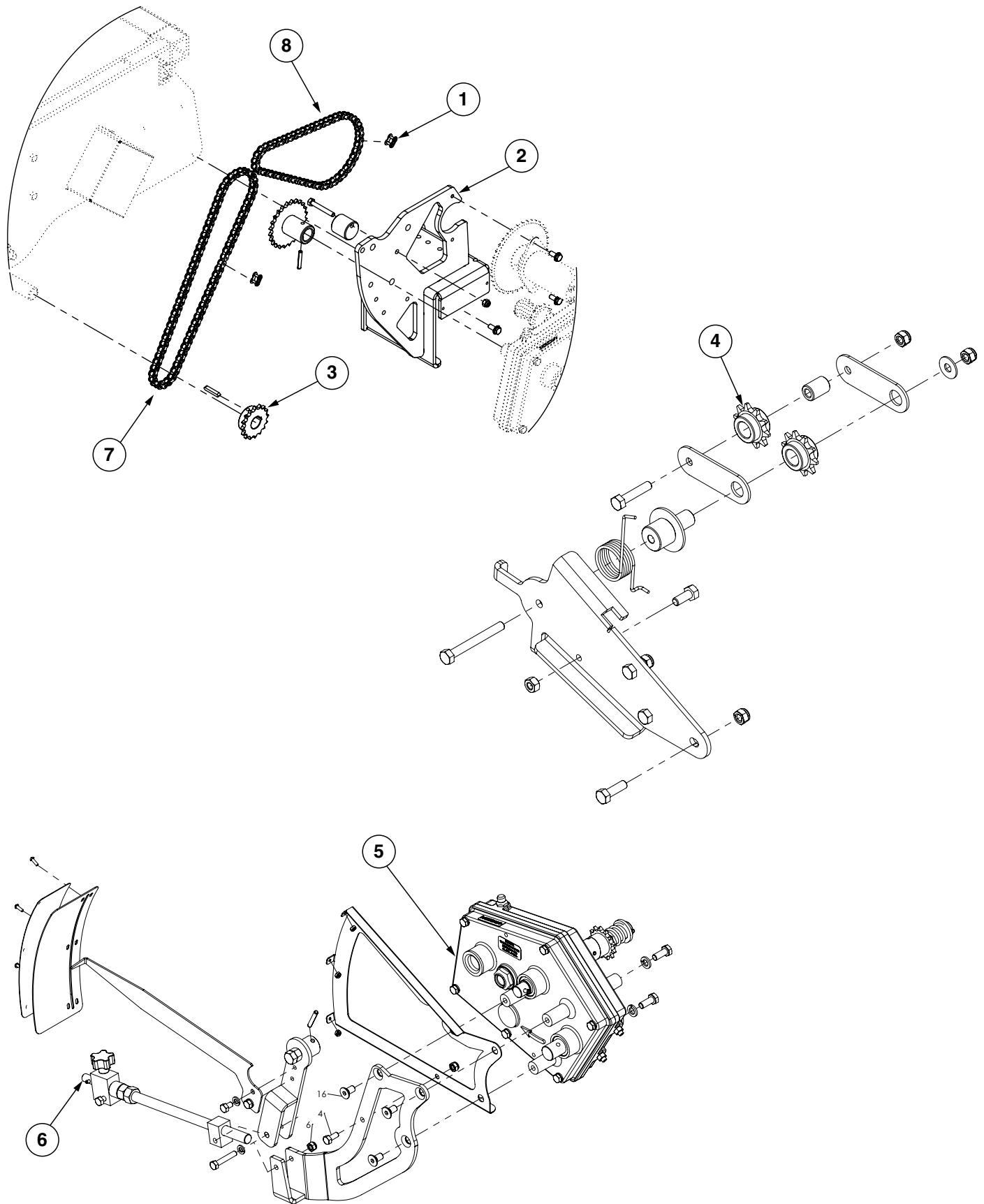


ITEM	PART NO.	QTY.	DESCRIPTION
1	GD35531	1	Dry Fertilizer Meter Section
2	GA25060	1	Fertilizer Metering Shaft Assembly (Includes Items 1 and 3-4)
3	GD34992	1	Steel Spring, 3/16" x 34"
4	GD34991	4	Steel Spring, 3/16" x 1 1/2"
5	GA25333	1	Flange Bearing
6	G10379	14	Flat Washer, 5/16"
7	GD34994	6	Gate
8	G11919	12	Wing Nut, 3/8"-16
9	GA25063	5	Plate
10	GA25089	1	Frame
11	GA25018	1	Gear Assembly, 40 x 12 Tooth Hub
	GA25017	1	Gear Assembly, 40 x 20 Tooth Hub
12	GD35004	1	Side Glass
	GD35005-42	1	Glass Rubber
13	---	-	See "Dry Fertilizer Fan" on page P153
14	---	-	See "Air Distribution System" on page P157
15	GR2291	1	Parallel Key, 3/16" x 3/4"
16	GA25335	1	Hydraulic Motor
	GR2290	-	Seal Kit
	GR2291	-	Parallel Key, 3/16" x 3/4"
17	GA25016	1	Gear Assembly, 40 x 36 Tooth Hub
18	---	-	See "Variable Hydraulic Transmission" on page P155
19	GD36261	-	Tarp, 103" x 113", Black (5000L Capacity)
	GD35007	-	Tarp, 75" x 102", Black (3000L Capacity)
	G10511101	-	Tarp, 127" x 113", Black (6000L Capacity)
20	GD35006	1	Hand Wheel
21	GD35009	1	Latch

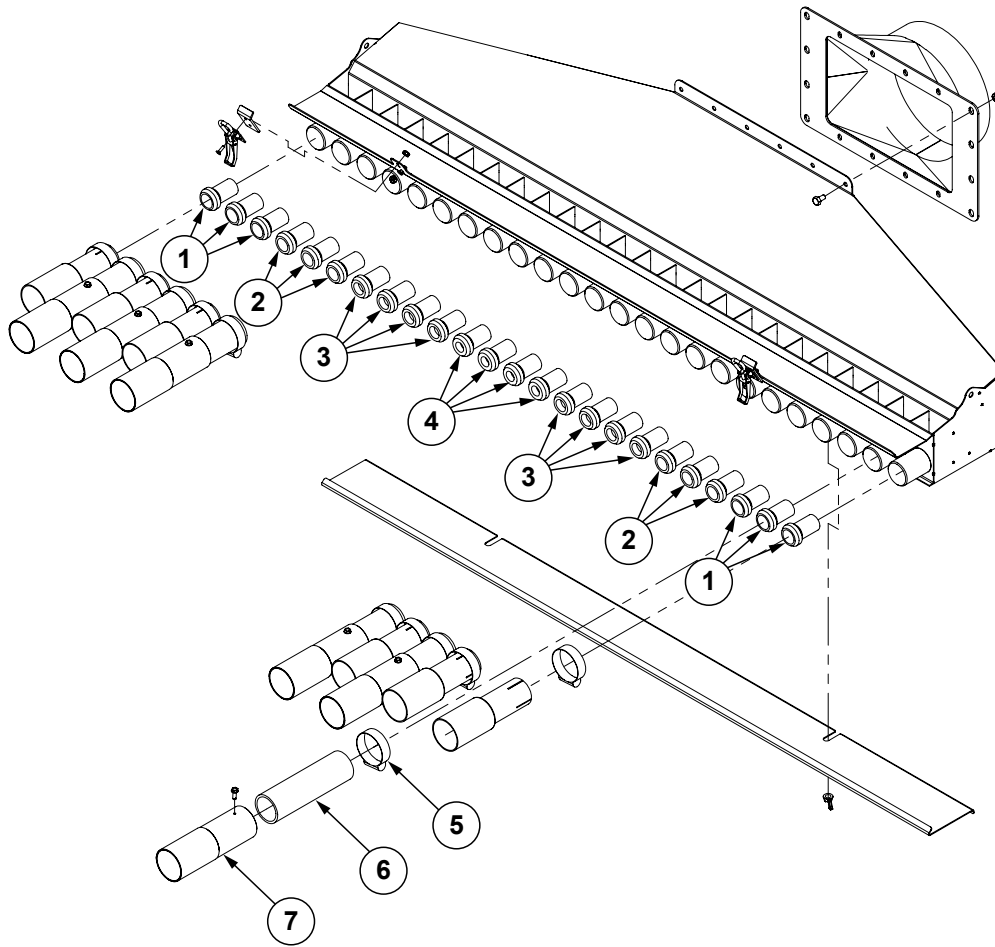
(A25455_fan)



ITEM	PART NO.	QTY.	DESCRIPTION
1	GR2331	1	Key
2	GD34974	1	Blower Shaft
3	GD34973	1	Rotor
4	GA25332	2	Flanged Bearing
5	GA25331	1	Hydraulic Gear Pump
	GR2268	1	Seal Kit
	GR2310	1	Key
6	GD34977	1	Coupling Hub, Half
7	GD34975	1	Coupling
8	GD34976	1	Coupling Hub, Half
9	GR2330	1	Key
10	GA25090	1	Blower Bracket
11	GD34978	2	Heavy Duty Hose Clamp
12	GD34979-8	1	Flexible Air Hose, 8"

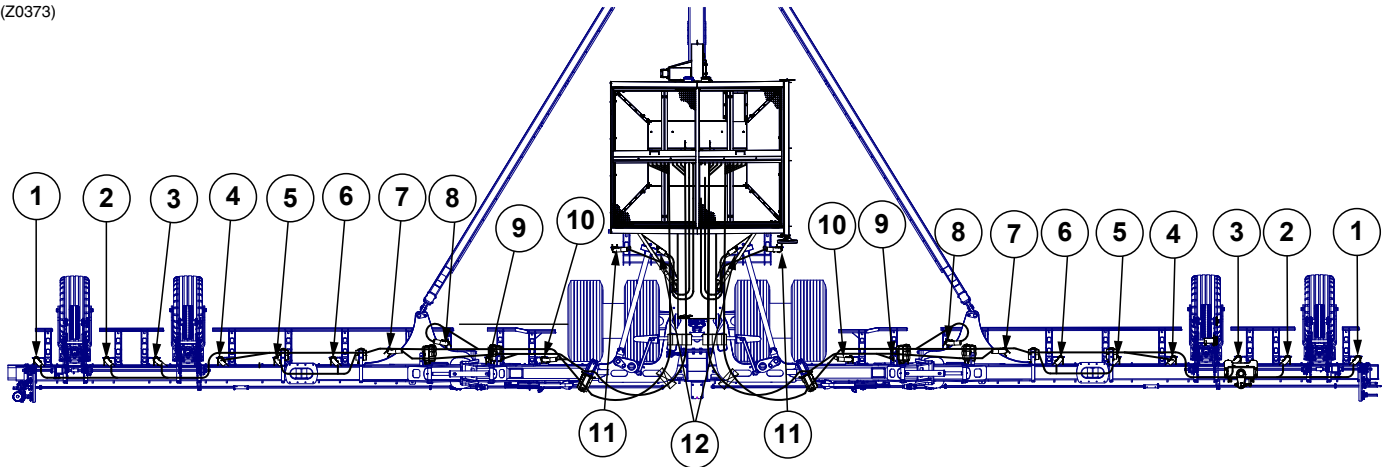


ITEM	PART NO.	QTY.	DESCRIPTION
1	GR2293	2	Connector Link, No. 40
2	GA25091	1	Transmission Support
3	GA25014	1	Gear Assembly, 40 x 16 Tooth Hub
4	GD35530	2	Sprocket Guide, No. 40
5	GA25013	1	Variable Transmission
6	GA25061	1	Adjusting Rod Assembly
7	G3310-84	1	Chain, No. 40, 84 Pitch Including Connector Link
8	G3310-56	1	Chain, No. 40, 56 Pitch Including Connector Link



ITEM	PART NO.	QTY.	DESCRIPTION
1	GD34980	6	Cone, 7/8"
2	GD34981	6	Cone, 13/16"
3	GD34982	8	Cone, 3/4"
4	GD34983	4	Cone, 5/8"
5	GD34997	12	Clamp Collar
6	GD34998	6	PVC Hose, 1 1/2" x 6"
7	GD34999	6	Adapter

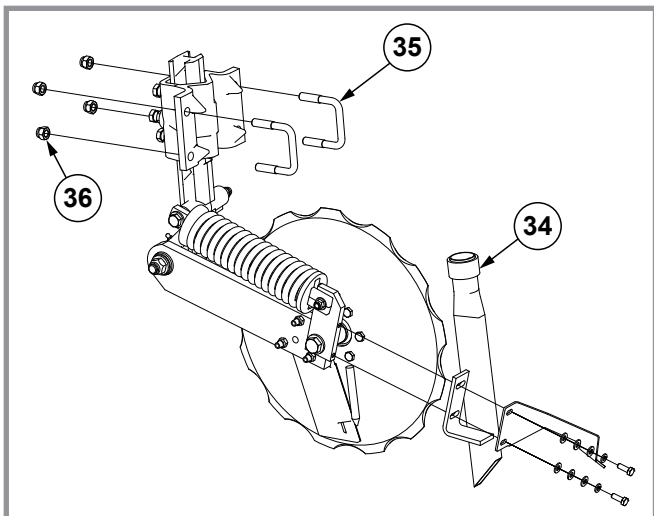
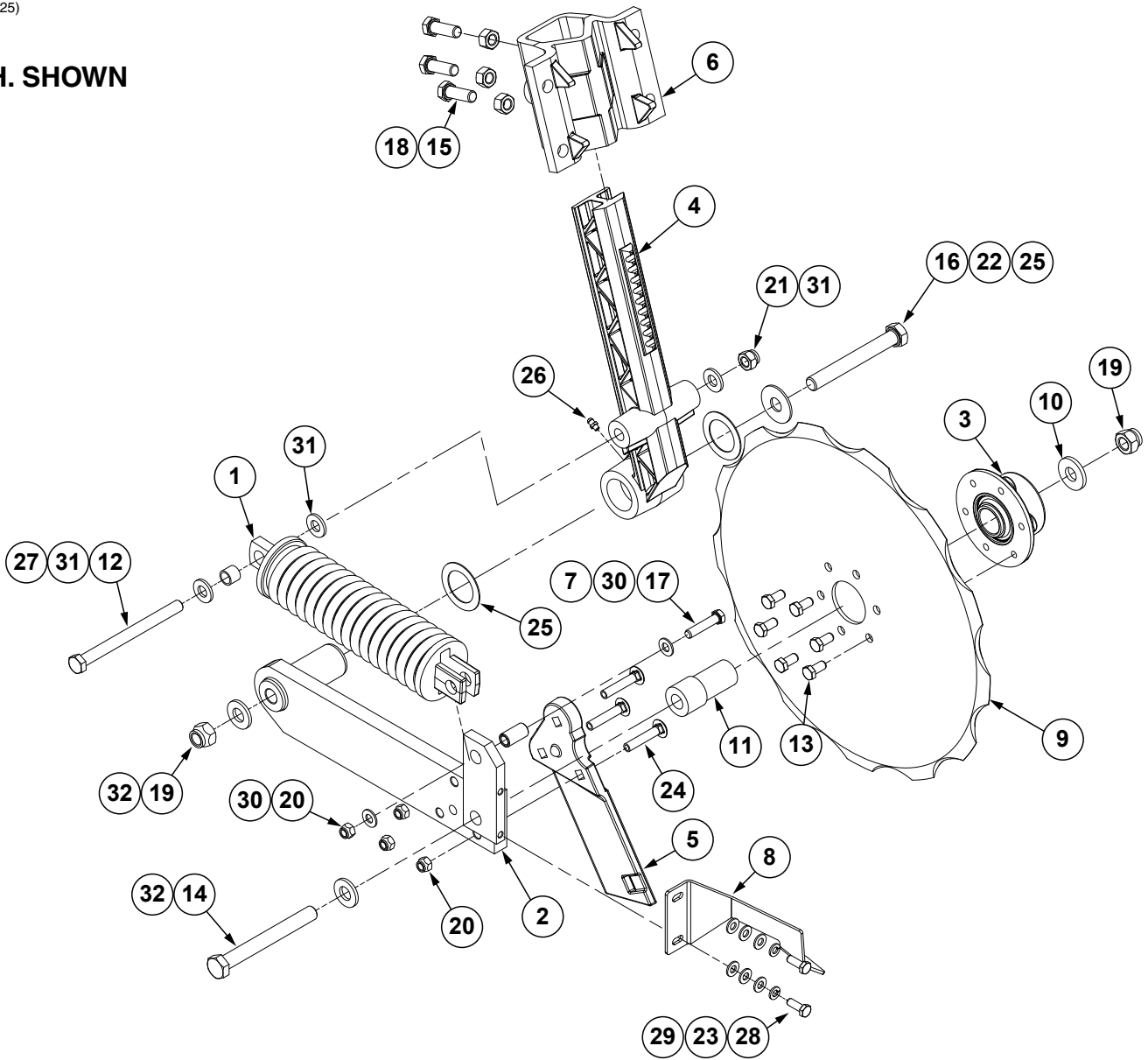
(Z0373)



ITEM	PART NO.	QTY.	DESCRIPTION
1	GD35466-467	2	Hose (Black), 2" I.D. x 467"
2	GD35466-425	2	Hose (Black), 2" I.D. x 425"
3	GD35466-410	2	Hose (Black), 2" I.D. x 410"
4	GD35466-362	2	Hose (Black), 2" I.D. x 362"
5	GD35466-338	2	Hose (Black), 2" I.D. x 338"
6	GD35466-305	2	Hose (Black), 2" I.D. x 305"
7	GD35466-283	2	Hose (Black), 2" I.D. x 283"
8	GD35466-296	2	Hose (Black), 2" I.D. x 296"
9	GD35466-230	2	Hose (Black), 2" I.D. x 230"
10	GD35466-195	2	Hose (Black), 2" I.D. x 195"
11	GD35467-132	2	Hose (Black), 1½" I.D. x 132"
12	GD35467-112	2	Hose (Black), 1½" I.D. x 112"

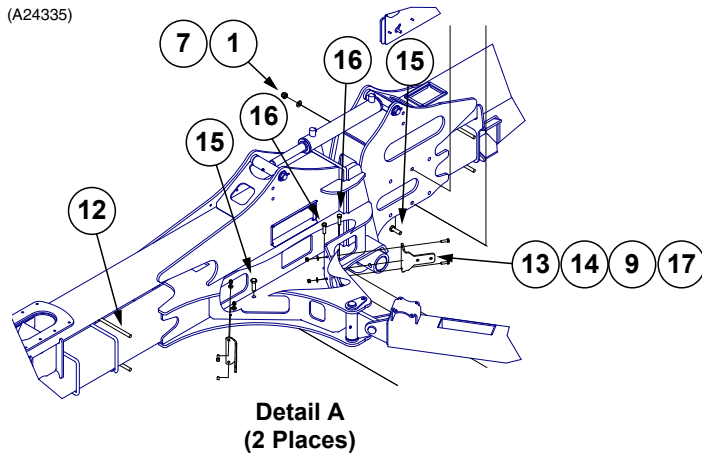
(A12425)

L.H. SHOWN

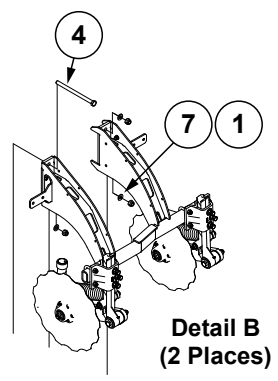


ITEM	PART NO.	QTY.	DESCRIPTION
1	GA6966	1	Compression Spring Assembly
2	GA9433	1	Pivot Arm, L.H.
	GA9434	-	Pivot Arm, R.H.
3	GA9437	1	Hub W/Bearing
	GA8603	-	Bearing, Double Row (Included W/GA9437)
4	GB0296	1	Arm. 13½"
5	GB0323	1	Knife, L.H.
	GB0322	-	Knife, R.H.
6	GB0400	1	Mount, R.H.
	GB0405	-	Mount, L.H.
7	GD1026	1	Sleeve, 1¾" Long
8	GD11557	1	Scraper, L.H.
	GD11558		Scraper, R.H.
9	GD12676	1	Disc Blade, Notched, 16¾"
10	GD12677	1	Washer, 1½" O.D., 7 Gauge (.1793"), Hardened
11	GD12679	1	Stepped Spacer, 3" Long
12	GD12685	1	Bushing, ¾" O.D. x ½" Long
13	G10002	6	Hex Head Cap Screw, ⅜"-16 x ¾"
14	G10011	1	Hex Head Cap Screw, ⅝"-11 x 5½"
15	G10017	3	Hex Head Cap Screw, ½"-13 x 1½"
16	G10046	1	Hex Head Cap Screw, ⅝"-11 x 5"
17	G10047	1	Hex Head Cap Screw, ⅜"-16 x 1¾"
18	G10102	3	Hex Nut, ½"-13
19	G10107	2	Lock Nut, ⅝"-11
20	G10108	4	Lock Nut, ⅜"-16
21	G10111	1	Lock Nut, ½"-13
22	G10217	1	Washer, ⅝" USS
23	G10232	2	Lock Washer, ⅝"
24	G10306	3	Carriage Bolt, ⅜"-16 x 2"
25	G10450	2	Washer, 2¼", 18 Gauge (.0478")
26	G10640	1	Grease Fitting, ¼"-28
27	G10871	1	Hex Head Cap Screw, ½"-13 x 6"
28	G10991	2	Hex Head Cap Screw, ⅝"-18 x ⅞"
29	G11386	6	Flat Washer, ⅝" SAE
30	G11387	2	Hardened Washer, ⅜" SAE
31	G11389	3	Flat Washer, ½" Plated SAE
32	G11391	2	Flat Washer, 5⅝" SAE
33	---	-	---
34	GA10047	1	Drop Tube, L.H., Dry Fertilizer
	GA10048	-	Drop Tube, R.H., Dry Fertilizer
35	GD13287	2	U-Bolt, 1½" x 2½" x ½"-13
36	G11511	4	Lock Nut, ½"-13
A	GA24337	-	LH (Items 1-36)
	GA24336	-	RH (Items 1-36)

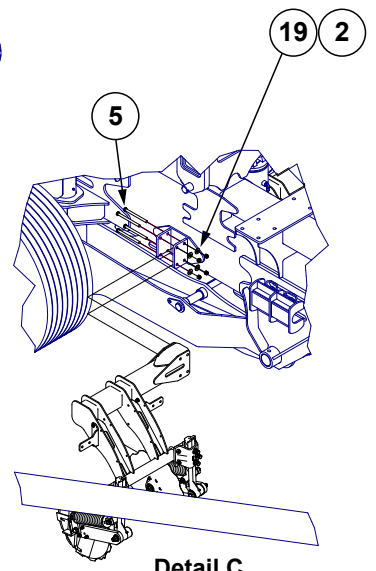
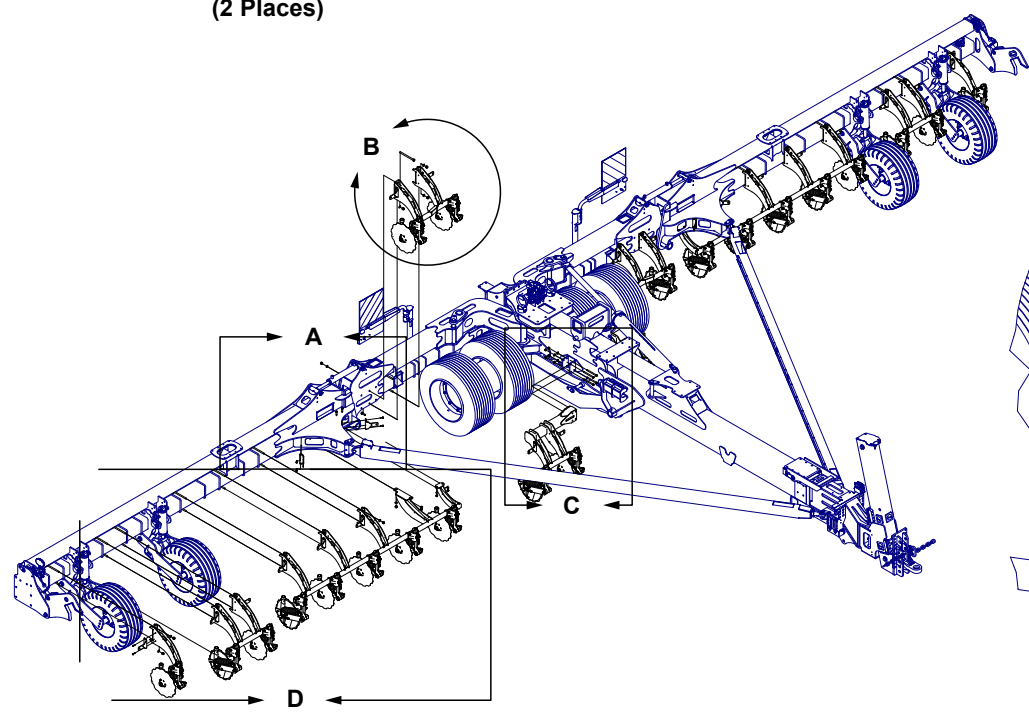
(A24335)



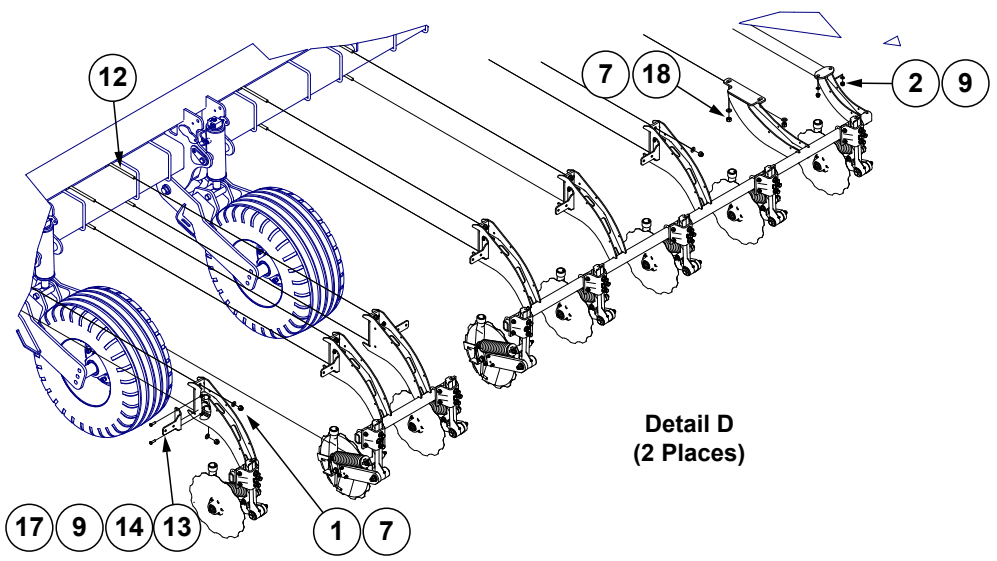
Detail A
(2 Places)



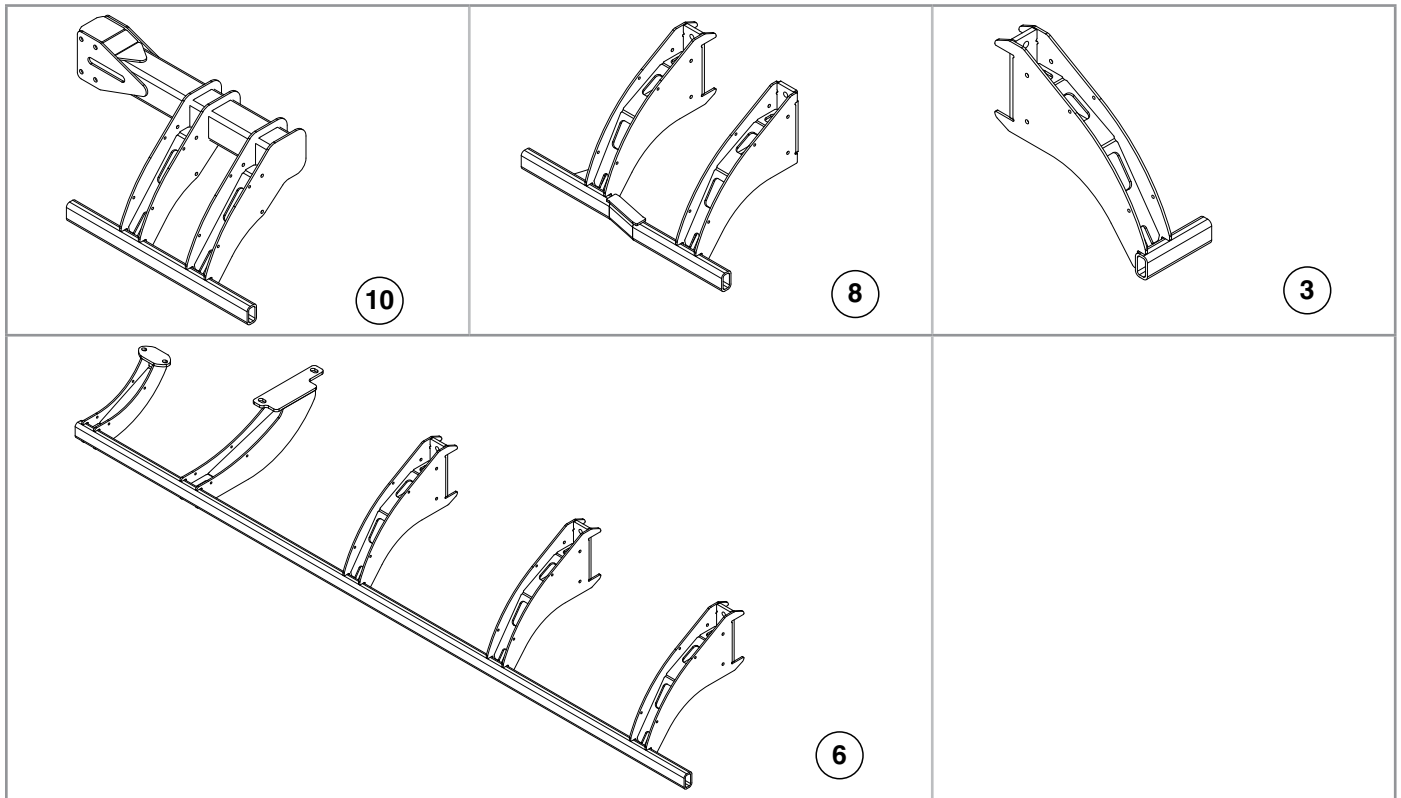
Detail B
(2 Places)



Detail C
(2 Places)

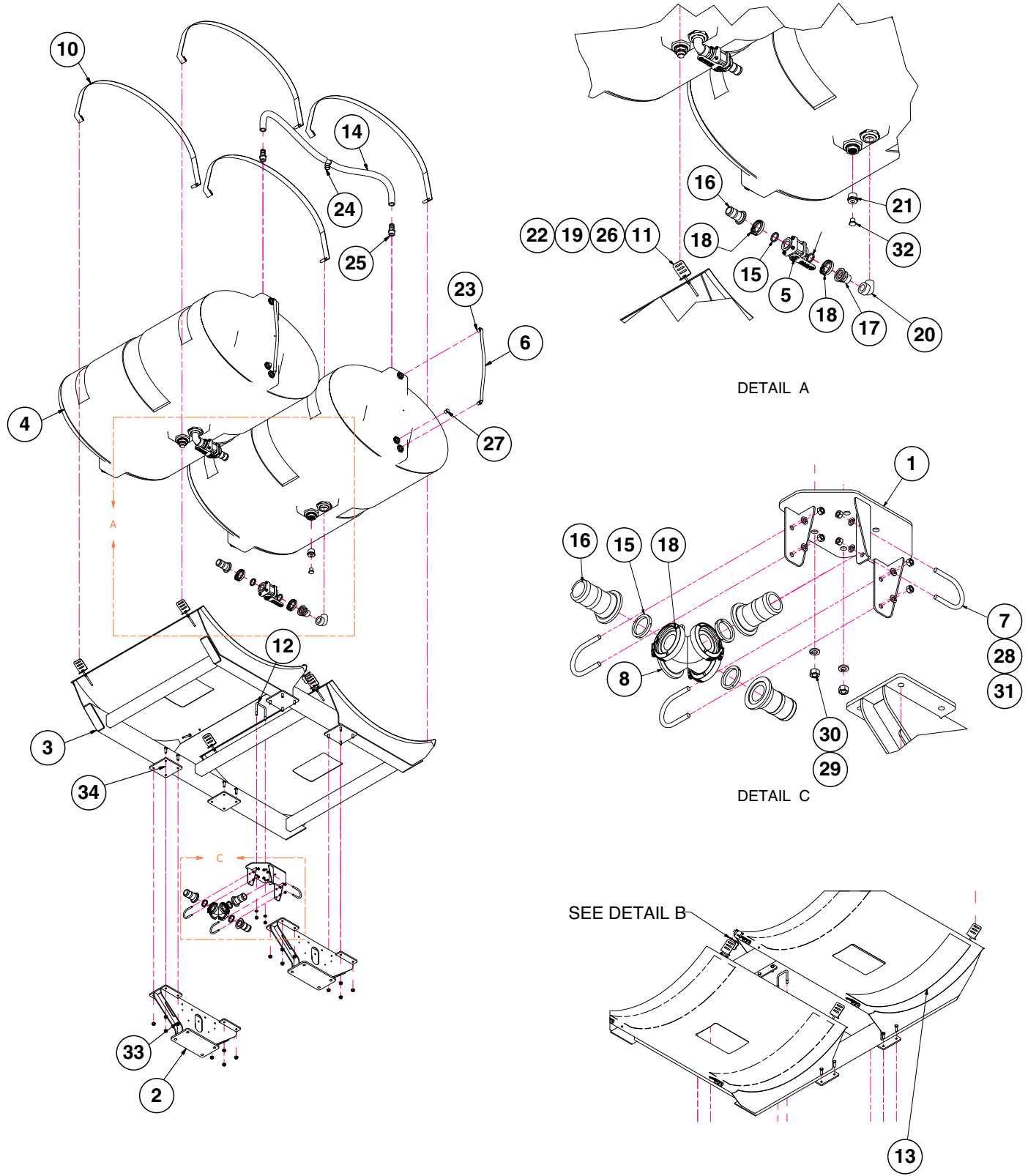


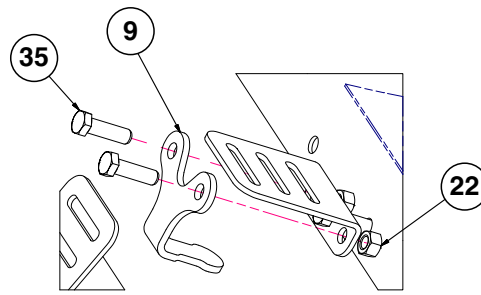
Detail D
(2 Places)



ITEM	PART NO.	QTY.	DESCRIPTION
1	G10107	32	Lock Nut, 5/8"-11
2	G10111	12	Lock Nut, 1/2"-13
3	GA25999	1	Single Opener Mount, L.H.
	GA25600	-	Single Opener Mount, R.H.
4	G10177	4	Hex Head Cap Screw, 5/8"-11 x 9 1/2"
5	G10829	8	Hex Head Cap Screw, 1/2"-13 x 6 1/2"
6	GA25537	1	Wing Opener Mount, L.H.
	GA25536	-	Wing Opener Mount, R.H.
7	G11391	44	Flat Washer, 5/8" SAE
8	GA25539	1	Stub Wing Opener Mount, L.H.
	GA25538	-	Stub Wing Opener Mount, R.H.
9	G11387	48	Flat Washer, 3/8" SAE
10	GA25543	1	Hitch Opener Mount, L.H.
	GA25542	-	Hitch Opener Mount, R.H.
11	GA25545	2	Opener Mount
12	GD1114	14	U-Bolt, 7" x 7" x 5/8"-11
13	GD35221	24	Hose Support
14	G10004	48	Hex Head Cap Screw, 3/8"-16 x 1 1/4"
15	G10008	4	Hex Head Cap Screw, 5/8"-11 x 2"
16	G10039	4	Hex Head Cap Screw, 1/2"-13 x 1 3/4"
17	G10101	48	Hex Nut, 3/8"-16
18	G10104	4	Hex Nut, 5/8"-11
19	G11389	4	Flat Washer, 1/2" Plated SAE

(A25667)





DETAIL B

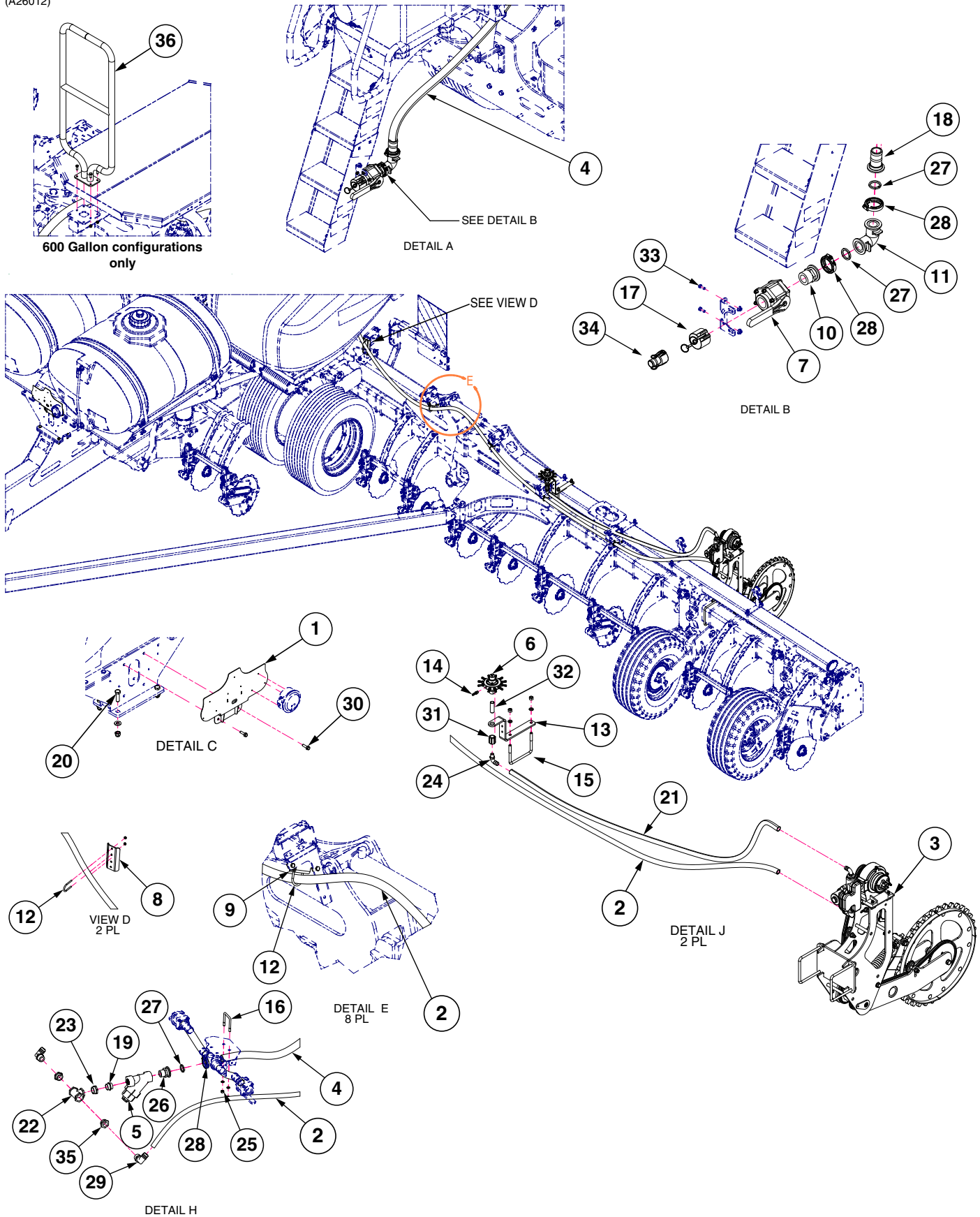
ITEM	PART NO.	QTY.	DESCRIPTION
1	GA25671	1	Fertilizer Cross Mount
2	GA25670	2	Tank Mount
3	GA25669	1	Tank Saddle (300 Gal. Tanks)
	GA26009	1	Tank Saddle (500 Gal. Tanks)
4	GA17900	2	300 Gal. Elliptical Tank, Gray
	GA17899	2	500 Gal. Elliptical Tank, Gray
5	GA16927	2	Shut-Off Valve
6	GD29502-26	4	Urethane Tube, 3/4" O.D. x .142 W x 26" (300 Gal. Tanks)
	GD29502-31.5	4	Urethane Tube, 3/4" O.D. x .142 W x 31.5" (500 Gal. Tanks)
7	GD26535	3	U-Bolt, 2 1/2" x "-16
8	GD26474	1	2" Flanged Cross
9	GD20111	1	Hose Bracket
10	GD15605	4	Band (3 Per Tank)
11	GD11123	8	Anchor (Sub GA8114)
12	GD4743	1	U-Bolt, 3" x 3" x 1/2"-13
13	GD1862	1	Tank Pad, 8" x 14' Roll
14	G4602-30	2	Black Helix Hose, 1-1/4" x 3'
15	G11499	7	Gasket, Flange Ribbed 2"
16	G11497	5	Adapter, 2" Flange x 2" Hose Barb
17	G11496	2	Adapter, 1 1/2" Male NPT x 2" Flange
18	G11468	7	Flange Clamp SS 75 Series
19	G11387	8	Flat Washer, 3/8" SAE
20	G11353	2	Elbow, 1 1/2" NPT, 90°
21	G11237	2	Reducing Bushing, 1 1/2" Male NPT To 3/4" Female (300 Gal. Tanks)
	G11573	2	Reducing Bushing, 2" Male NPT To 3/4" Female NPT (500 Gal. Tanks)
22	G10901	10	Lock Nut, 3/8"-16
23	G10740	8	90° Elbow, 1/2" Male NPT/Hose Barb
24	G10633	1	Tee, 1 1/4" Barb
	G4602-21	1	Helix Hose, Black, 1-1/4" x 7.8'
25	G10626	2	Adapter, 1 1/4" NPT To Barb
26	G10485	8	Hex Head Cap Screw, 3/8"-16 x 5"
27	G10297	4	Hex Pipe Plug, 1/2"
28	G10229	6	Lock Washer, 3/8"
29	G10228	2	Lock Washer, 1/2"
30	G10102	2	Hex Nut, 1/2"-13
31	G10101	6	Hex Nut, 3/8"-16
32	G10096	2	Pipe Plug, 3/4" NPT
33	G10071	16	Serrated Flange Nut, 1/2"-13
34	G10017	16	Hex Head Cap Screw, 1/2"-13 x 1 1/2"
35	G10004	2	Hex Head Cap Screw, 3/8"-16 x 1 1/4"

Liquid Fertilizer System W/ Piston Pump (600 Gal.)

Model 4805

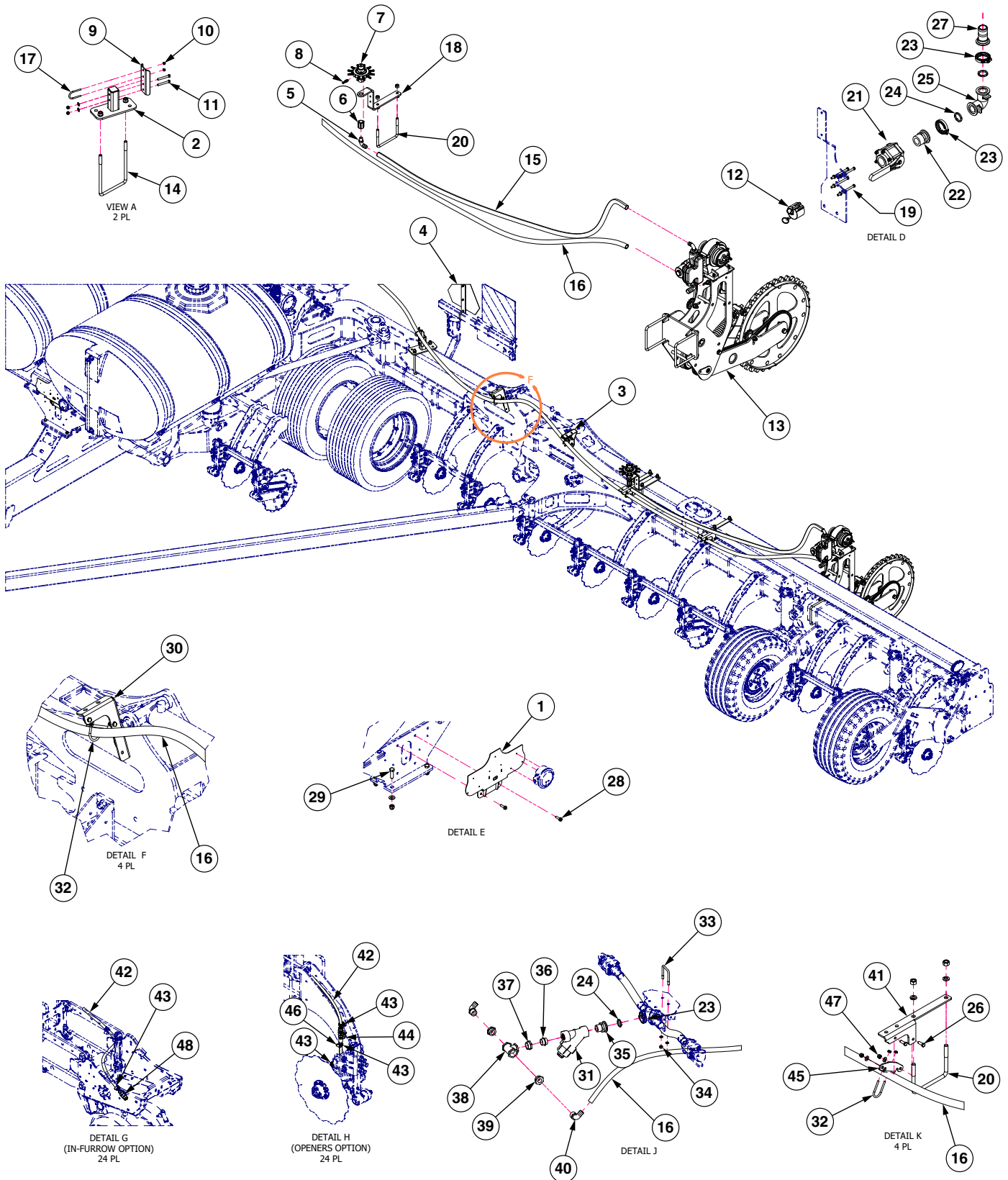
M0314-02

(A26012)



ITEM	PART NO.	QTY.	DESCRIPTION
1	GA25806	1	Gauge Mount
2	G4200-15	1	Hose, 1¼" x 65'
3	---	2	See "Ground Drive Wheel (Liquid Fertilizer)" on page P177
4	G4201-03	2	Hose, 2" x 18'
5	GA13623	1	Strainer, 1 ½"
6	GA8931	2	See "Liquid Fertilizer Piston Pump Flow Divider" on page P181
7	GA2660	1	2" Ball Valve
8	GD35589	2	Tube Support Plate
9	GD35588	8	Manifold Support Plate
	G10001	16	Hex Head Cap Screw, 3/8"-16 x 1"
	G11387	16	Flat Washer, 3/8" SAE
	G10108	16	Lock Nut, 3/8"-16
10	GD26816	1	2" Flange x 2" Male Thread
11	GD26472	1	2" x 2", 90° Full Port Flange
12	GD26274	10	U-Bolt, 1-1/2" x 1/4"-20
	G10621	20	Serrated Flange Nut, ¼"-20
13	GD26548	2	Flow Divider Plate
14	GD11700	12	Adapter, 1/4" NPT To 3/8" Barb
	G10681	12	Hose Clamp, No. 6
15	GD16598	2	U-Bolt, 4" x 7" x 5/8"-11
16	GD4743	1	U-Bolt, 3" x 3" x 1/2"-13
17	GD3951	1	Dust Cap, 2"
18	G11497	1	Adapter, 2" Flange x 2" Hose Barb
19	G11306	1	1 ½" Close Nipple
20	G11391	8	Flat Washer, 5/8" SAE
	G10107	8	Lock Nut, 5/8"-11
	G10008	8	Hex Head Cap Screw, 5/8"-11 x 2"
21	G4205-19	1	Hose, 3/4" x 29"
22	G10888	1	Tee, 2" Female NPT
23	G11308	1	Reducing Bushing, 2" Male NPT to 1 ½" Female
24	G10917	2	Elbow, 90°, ¾" NPT To Barb
25	G10102	2	Hex Nut, 1/2"-13
	G10228	2	Lock Washer, 1/2"
26	G11496	1	Adapter, 1½" Male NPT x 2" Flange
27	G11499	3	Gasket, Flange Ribbed 2"
28	G11468	3	Flange Clamp SS 75 Series
29	G10629	2	Elbow, 90°, 1 ¼" NPT To Barb
30	G11204	2	Hex Serrated Flange Cap Screw, 3/8"-16 x 1¼", Grade 5
	G10622	2	Serrated Flange Nut, 3/8"-16
31	G11083	2	Coupler, 3/4" Female NPT
32	G10833	2	Nipple, Pipe 3/4" x 3"
33	G10172	4	Hex Head Cap Screw, 3/8"-16 x 5"
	G11387	4	Hardened Washer, " SAE
34	G10317801	1	Coupler, 2" Female x 2" Hose Barb
35	G10616	2	Reducing Bushing, 2" Male NPT To 1 ¼" Female
36	GA24733	1	Center Handrail
	G10108	4	Lock Nut, 3/8"-16
	G11738	4	Hex Head Cap Screw, 3/8"-16 x 1"

(A26011)



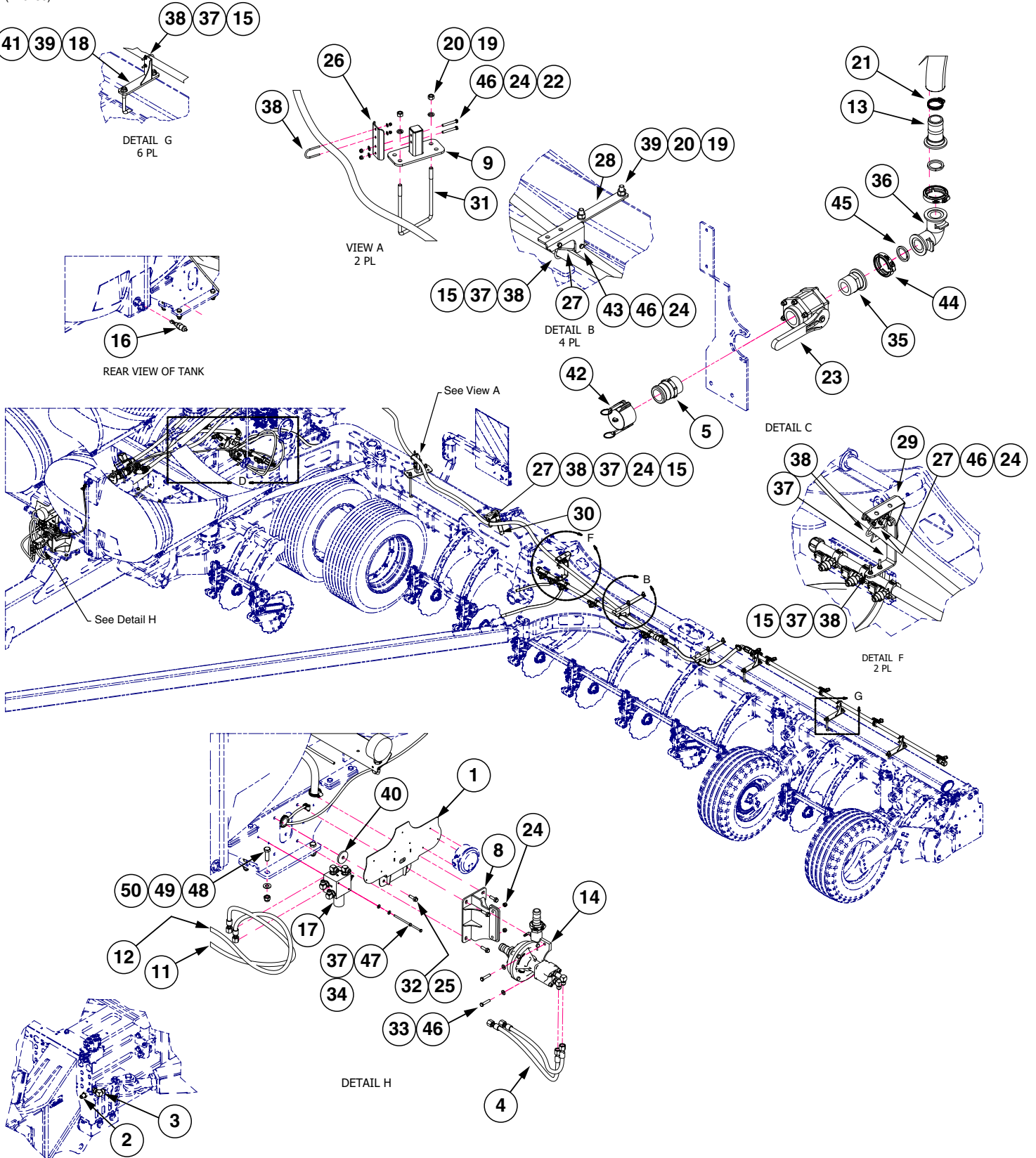
ITEM	PART NO.	QTY.	DESCRIPTION
1	GA25806	1	Gauge Mount
2	GA25006	2	Angled Rack Hose Holder
3	GD34960	1	Hose Support Bracket
	G10017	2	Hex Head Cap Screw, 1/2"-13 x 1 1/2"
	G10071	2	Serrated Flange Nut, 1/2"-13
4	GD2199	1	SMV Sign
	GD35729	1	Mounting Bracket
	GD13287	1	U-Bolt, 1 1/2" x 2 1/2" x 1/2"-13
	G10071	2	Serrated Flange Nut, 1/2"-13
	G10064	2	Hex Head Cap Screw, 1/4"-20 x 1"
	G10621	2	Serrated Flange Nut, 1/4"-20
5	G10917	2	Elbow, 90°, 3/4" NPT To Barb
6	G11083	2	Coupler, 3/4" Female NPT
7	GA8931	2	See "Liquid Fertilizer Piston Pump Flow Divider" on page P181
8	GD11700	12	Adapter, 1/4" NPT To 3/8" Barb
	G10681	12	Hose Clamp, No. 6
9	GD35589	1	Tube Support Plate
10	G10621	2	Serrated Flange Nut, 1/4"-20
11	G11387	2	Hardened Washer, 3/8" SAE
	G10325	2	Hex Head Cap Screw, 3/8"-16 x 2 3/4"
	G10108	2	Lock Nut, 3/8"-16
12	GD3951	1	Dust Cap, 2" Cam Lock
13	---	-	See "Ground Drive Wheel (Liquid Fertilizer)" on page P177
14	GD34957	1	U-Bolt, 7" x 10" x 5/8"-11
	G10017	2	Hex Head Cap Screw, 1/2"-13 x 1 1/2"
	G10071	2	Serrated Flange Nut, 1/2"-13
15	G4205-19	1	Hose, 3/4" x 29"
16	G4200-16	1	Hose, 1 1/4" x 70'
17	GD26274	1	U-Bolt, 1-1/2" x 1/4"-20
18	GA18466	2	Flow Divider Mount
19	G10172	2	Hex Head Cap Screw, 3/8"-16 x 5"
	G11387	2	Hardened Washer, 3/8" SAE
20	GD16598	1	U-Bolt, 4" x 7" x 5/8"-11
	G10104	2	Hex Nut, 5/8"-11
	G10230	2	Lock Washer, 5/8"
21	GA2660	1	2" Ball Valve
	G10317801	1	Coupler, 2" Female x 2" Hose Barb
22	GD26816	1	2" Flange x 2" Male Thread
23	G11468	3	Flange Clamp SS 75 Series
24	G11499	3	Gasket, Flange Ribbed 2"
25	GD26472	1	2" x 2", 90° Full Port Flange
26	G10001	2	Hex Head Cap Screw, 3/8"-16 x 1"
27	G4201-03	1	Hose, 2" x 18'
	G11497	1	Adapter, 2" Flange x 2" Hose Barb
28	G11204	2	Hex Serrated Flange Cap Screw, " -16 x 1 1/4", Grade 5
	G10622	2	Serrated Flange Nut, 3/8"-16
29	G11391	8	Flat Washer, 5/8" SAE
	G10107	8	Lock Nut, 5/8"-11
	G10008	8	Hex Head Cap Screw, 5/8"-11 x 2"
30	GD34959	1	Hose Support Bracket
	G10017	2	Hex Head Cap Screw, 1/2"-13 x 1 1/2"
	G10071	2	Serrated Flange Nut, 1/2"-13
31	GA13623	1	Banjo Strainer, 1 1/2"

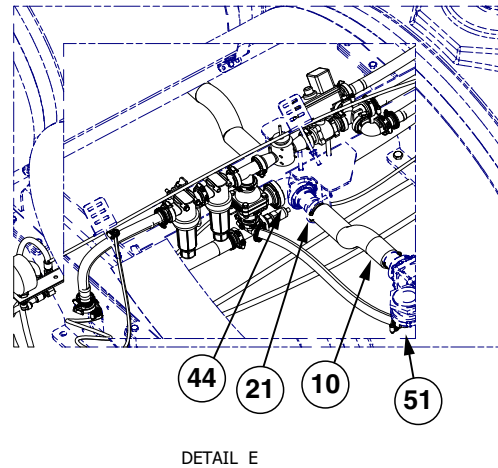
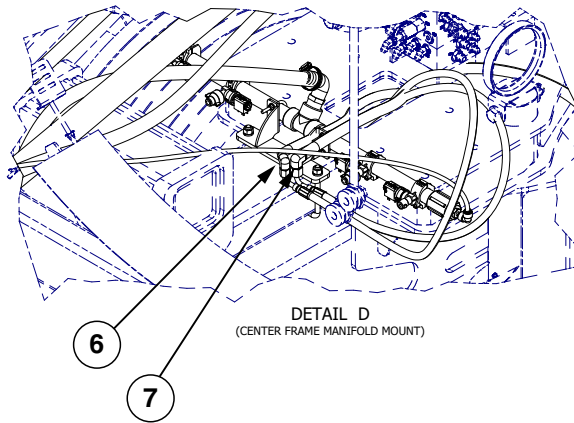
Liquid Fertilizer System W/ Piston Pump (1000 Gal.)

ITEM	PART NO.	QTY.	DESCRIPTION
32	GD26274	1	U-Bolt, 1 ½" x ¼"-20
	G10621	2	Serrated Flange Nut, ¼"-20
33	GD4743	1	U-Bolt, 3" x 3" x ½"-13
34	G10102	2	Hex Nut, ½"-13
	G10228	2	Lock Washer, 1/2"
35	G11496	1	Adapter, 1½" Male NPT x 2" Flange
36	G11306	1	1 ½" Close Nipple
37	G11308	1	Reducing Bushing, 2" Male NPT to 1 ½" Female
38	G10888	1	Tee, 2" Female NPT
39	G10616	2	Reducing Bushing, 2" Male NPT To 1 ¼" Female
40	G10629	2	Elbow, 90°, 1 ¼" NPT To Barb
41	GD34963	1	Hose Support
42	G4301-08	-	Hose, 3/8" x 250'
43	G10681	-	Hose Clamp, No. 6
44	GA18576	1	Fertilizer Adapter Tube
	G10621	1	Serrated Flange Nut, ¼"-20
	G10023	1	Hex Head Cap Screw, ¼"-20 x ¾"
45	GD35588	1	Manifold Support Plate
46	GD11700	1	Adapter, ¼" NPT To 3/8" Barb
47	G11387	2	Hardened Washer, 3/8" SAE
	G10108	2	Lock Nut, 3/8"-16
48	GA20583	1	Check Valve Assembly

This page left blank intentionally.

(A26256)

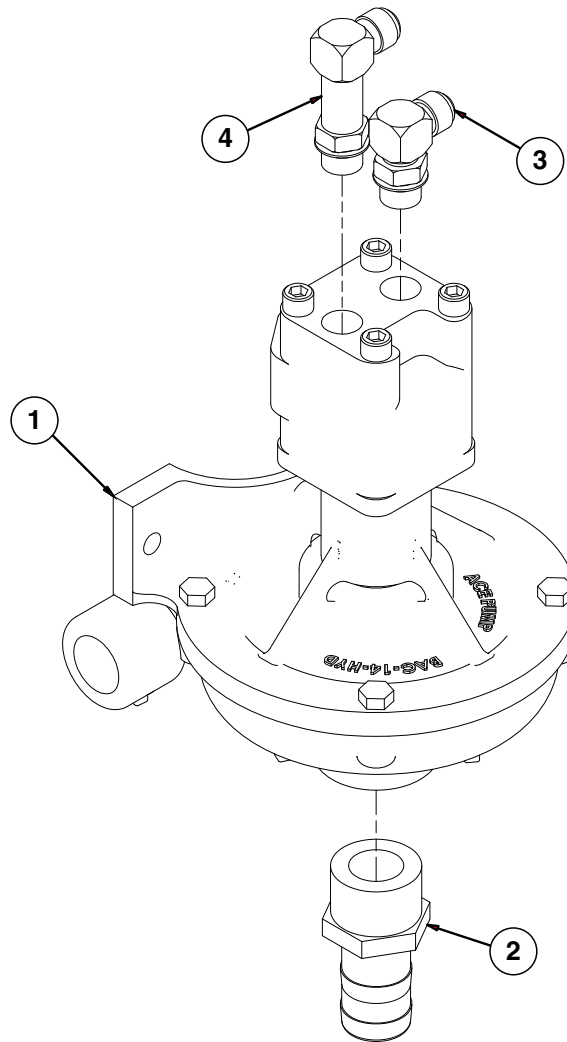




ITEM	PART NO.	QTY.	DESCRIPTION
1	GA25806	1	Gauge Mount
2	G306-08	1	Lock Nut, 3/4"-16
	G2700-08	1	Bulkhead Tube Union, 3/4"-16 Male JIC
	*A25704-242	1	Hose Assembly, 1/2" AR x 242" (08F-08M)
	*A25703-115	1	Hose Assembly, 1/2" AR x 115" (1/2M NPTF W/Tip-08F)
	GD10057-14	1	Hose Identification Sleeve, Yellow PP
3	*A21536-242	1	Hose Assembly, 5/8" AR x 242" (10F-10M)
	G6500-10	1	Swivel Elbow, 90°, 7/8"-14 Male JIC To Female
4	*A1073	2	Hose Assembly, 3/8" x 18"
5	GD3623	1	Adapter, 2" Male NPT To Cam Lock
	G10317801	1	Coupler, 2" Female x 2" Hose Barb
6	G2500-08-06	1	Union Elbow, 3/4"-16 JIC to 9/16"-18 JIC
	*A18630-215	1	Hose Assembly, 1/2" AR x 215" (08F-08F)
7	G2500-10-08	1	Union Elbow, 7/8"-14 JIC to 3/4"16 JIC
	*A11481-217	1	Hose Assembly, 5/8 AR X 217" (10F - 10F)
8	GA25668	1	Pump Mount
9	GA25006	2	Hose Holder Angled Rack
10	G4201-08	2	Hose, 2" x 1.25'
11	*A25504-186	1	Hose Assembly, 3/8 x 186" (08F - 06F)
12	*A25697-213	1	Hose Assembly, 3/8 x 213" (08F - 06F)
13	G11497	1	Adapter, 2" Flange x 2" Hose Barb
14	---	-	See "Centrifugal Fertilizer Pump Assembly" on page P174
15	G11320	-	Lock Nut, 1/4"-20, Grade B
16	GA18720	1	Liquid Level Sensor
17	---	-	See "Fertilizer Block Assembly" on page P219
18	GA18344	6	Fertilizer Tube Mount
19	G10230	12	Lock Washer, 5/8"
20	G10104	12	Hex Nut, 5/8"-11
21	G10676	8	Hose Clamp, No. 36, Stainless Steel
22	G10325	4	Hex Head Cap Screw, 3/8"-16 x 2 3/4"
23	GA2660	1	2" Ball Valve

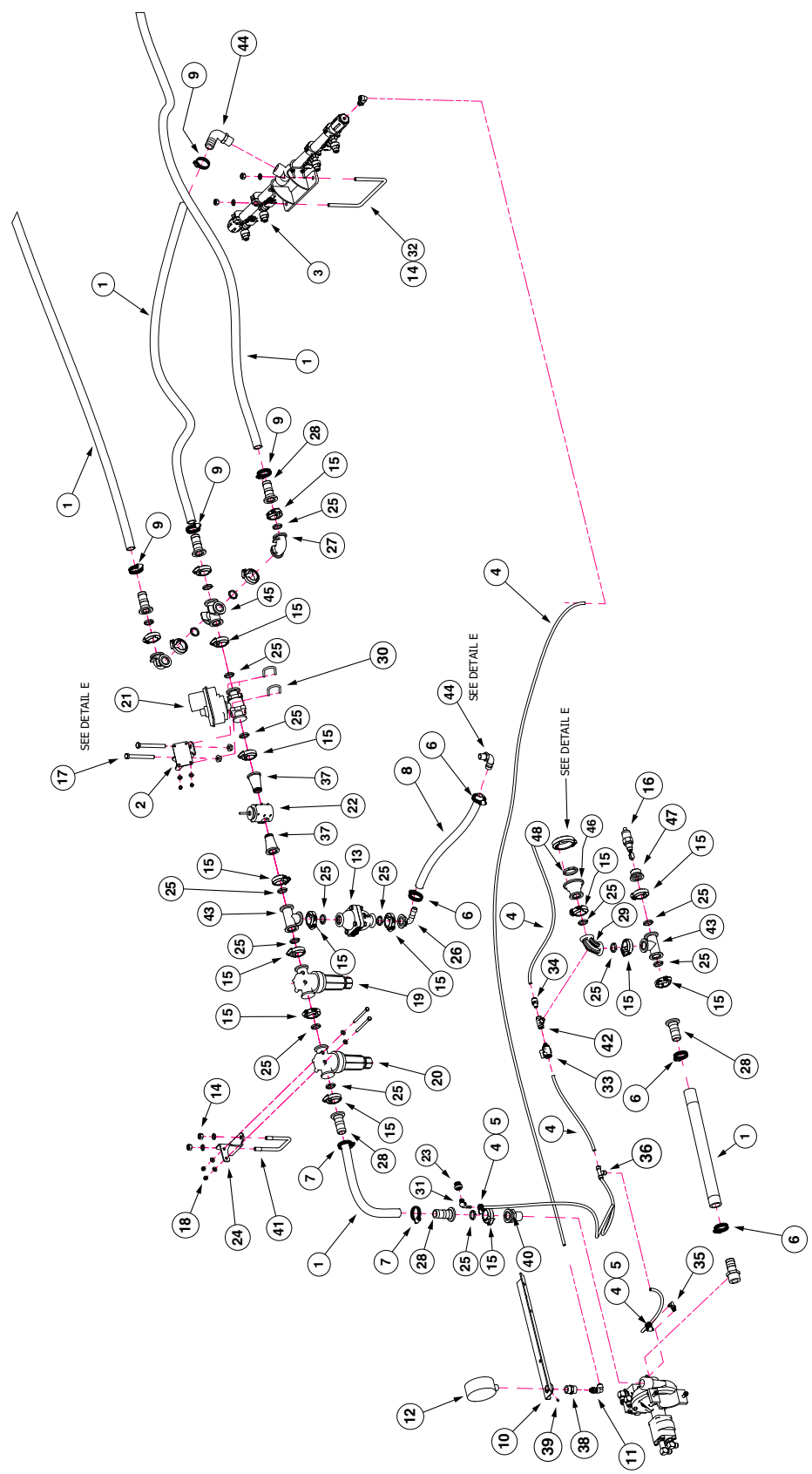
ITEM	PART NO.	QTY.	DESCRIPTION
24	G10108	22	Lock Nut, 3/8"-16
25	G11204	4	Hex Serrated Flange Cap Screw, 3/8"-16 x 1 1/4", Grade 5
26	GD35589	2	Tube Support Plate
27	GD35588	8	Manifold Support Plate
28	GD34963	4	Hose Support
29	GD34960	2	Hose Support Bracket
30	GD34959	2	Hose Support Bracket
31	GD34957	2	U-Bolt, 7" x 10" x 5/8"-11
32	G10622	4	Serrated Flange Nut, 3/8"-16
33	G10047	2	Hex Head Cap Screw, 3/8"-16 x 1 3/4"
34	G10621	2	Serrated Flange Nut, 1/4"-20
35	GD26816	1	2" Flange x 2" Male Thread
36	GD26472	1	2" x 2", 90° Full Port Flange
37	G11385	-	Flat Washer, 1/4" SAE
38	GD26274	20	U-Bolt, 1-1/2" x 1/4"-20
39	GD16598	10	U-Bolt, 4" x 7" x 5/8"-11
40	GD15235	1	Washer, 2 1/4" O.D. x 1/2" I.D. x 1/4"
41	G11415	12	Serrated Flange Nut, 5/8"-11
42	GD3951	1	Dust Cap, 2"
43	G10001	16	Hex Head Cap Screw, 3/8"-16 x 1"
44	G11468	3	Flange Clamp SS 75 Series
45	G11499	3	Gasket, Flange Ribbed 2"
46	G11387	22	Flat Washer, 3/8" SAE
47	G11135	2	Hex Head Cap Screw, 1/4"-20 X 3 3/4"
48	G11391	8	Flat Washer, 5/8" SAE
49	G10107	8	Lock Nut, 5/8"-11
50	G10008	8	Hex Head Cap Screw, 5/8"-11 x 2"
51	G10917	1	Elbow, 90°, 3/4" NPT To Barb

(A26256)



ITEM	PART NO.	QTY.	DESCRIPTION
1	GA14809	1	Fertilizer Pump
2	G10626	1	Adapter, 1 1/4" NPT To Barb
3	G6801-08	1	Elbow W/O-Ring, 90°, 3/4"-16 Male JIC To 7/8"-14 O-Ring
4	G6801-LL-08	1	X-Long Elbow W/O-Ring, 90°, 3/4"-16 Male JIC To O-Ring
5	GA19160	-	Orifice (0.028) 24/Pkg
	GA19161	-	Orifice (0.032) 24/Pkg
	GA19162	-	Orifice (0.037) 24/Pkg
	GA19163	-	Orifice (0.041) 24/Pkg
	GA19164	-	Orifice (0.048) 24/Pkg
	GA19165	-	Orifice (0.055) 24/Pkg
	GA19166	-	Orifice (0.065) 24/Pkg

(A26256)



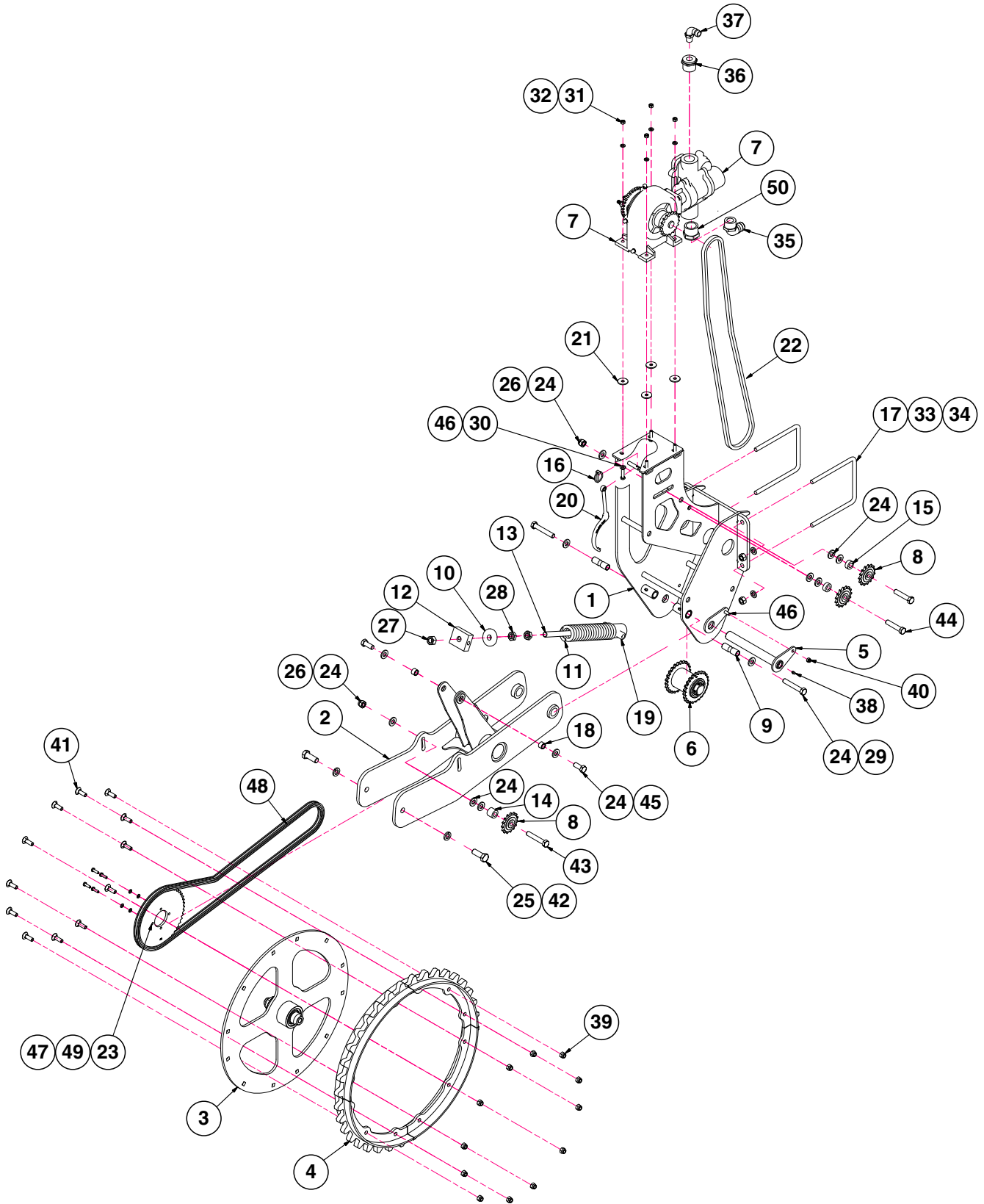
ITEM	PART NO.	QTY.	DESCRIPTION
1	G4200-15	1	Hose, 1-1/4" x 65'
2	GA25672	1	Fertilizer Valve Mount
3	GA25661	1	Cross Reference
	GA19162	1	Orifice
4	GD30421-250	1	Clear Blue Tube, 3/8" x 250' (Cut to length)
5	G10681	2	Hose Clamp, No. 6
6	G10674	4	Hose Clamp, No. 24
7	G10676	8	Hose Clamp, No. 36, Stainless Steel
8	G4205-17	1	Hose, 3/4" x 5.0
9	G10672	10	Hose Clamp, No. 28
10	GA22898	1	Pressure Gauge Bracket
11	GA21614	1	90° Elbow, Push-to-Connect
12	GA21456	1	Pressure Gauge
13	GA20723	1	Pressure Relief Valve, 75 PSI
14	G10102	4	Hex Nut, 1/2"-13
	G10228	4	Lock Washer, 1/2"
15	G11467	18	Flange Clamp SS 50 Series
16	GA18720	2	Liquid Level Sensor
17	G10071	2	Serrated Flange Nut, 1/2"-13
	G10045	2	Hex Head Cap Screw, 1/2"-13 x 4 1/2"
18	G11386	2	Flat Washer, 5/16" SAE
	G10109	2	Lock Nut, 5/16"-18
	G11666	2	Hex Head Cap Screw, 5/16"-18 x 4", Grade 5
19	GA18182	1	1" Manifold T Strainer W/80 Mesh Screen
20	GA18181	1	1" Manifold T Strainer W/30 Mesh Screen
21	GA14814	1	Fertilizer Control Valve
22	GA14813	1	Flow Meter
23	G11682	1	Reducing Bushing, 1/2" Male NPT to 1/4" Female NPT
24	GD35608	1	Fertilizer Filter Support Plate
25	G11498	18	Gasket, Flange Ribbed 1"
26	G11506	1	90° Elbow, 1" Flange - 3/4" Barb
27	G11574	2	1" Manifold Coupling, 90°
28	G11458	6	Adapter 1" Flange x 1 1/4" Hose Barb
29	G11698	1	90° Elbow with 1/4" Gauge Port Flange Sweep
30	GD26274	2	U-Bolt, 1-1/2" x 1/4"-20
	G11385	4	Flat Washer, 1/4" SAE
	G11320	4	Lock Nut, 1/4"-20, Grade B
31	G11681	1	1/4" NPT x 1/4" Hose Barb Fitting
32	GD34924	1	U-Bolt, 8" x 5" x 1/2"-13
33	GD29813	1	Micro Valve, 1/4" Female NPT x 1/4" Male NPT
34	GD29625	1	Connector, 1/4" NPT x 3/8"
35	G11703	1	90° Elbow, 1/8" Male NPT to 1/4" Barb
36	G11702	1	Tee, 3/8" Union
37	GD26304	2	Flow Meter Flanged Adapter
38	G5000-08-04	1	Coupling, 1/2"-14 FNPT x 1/4"-18 FNPT
39	G11242	3	Hex Socket Set Screw, 1/4"-20 x 3/8"
40	G11677	1	Adapter, 1" Flange x 1" Male NPT
41	GD4743	1	U-Bolt, 3" x 3" x 1/2"-13
42	G11701	1	Tee, 1/4" NPT x 1/4" Female NPT
43	G11583	2	1" Flanged Manifold Tee
44	G11460	1	90° Elbow, 1" NPT x 1 1/4" Hose Barb

Ground Drive Wheel (Liquid Fertilizer)

Model 4805

M0314-02

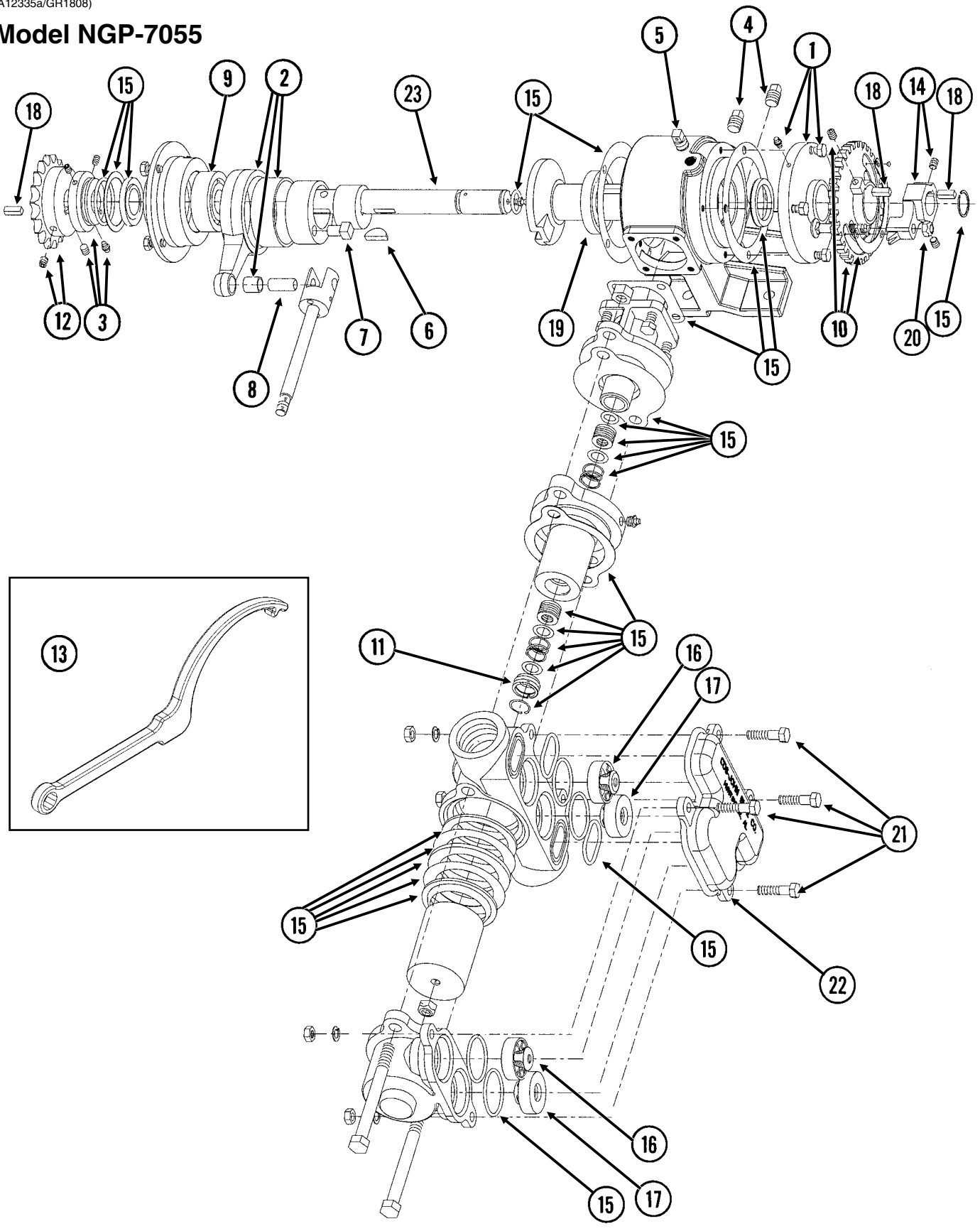
(A25841)



ITEM	PART NO.	QTY.	DESCRIPTION
1	G10254601	1	Piston Pump Mount
2	GA25843	1	Ground Drive Wheel Mount
3	GA25845	1	Ground Drive Wheel Assembly
4	GA25844	4	Ground Drive Wheel Section
5	GA25850	1	Hammer Strap
6	GA25847	1	Bearing Assembly
7	GA12335	1	See "Liquid Fertilizer Piston Pump (Uses 18 Tooth Sprocket)" on page P180
8	GA0262	3	Idler Sprocket W/Bearing, 15 Tooth
9	GD35819	2	Bushing
10	GD34923	1	Spring Seat
11	GD10273	1	Compression Spring
12	GD7908	1	Tap Block
13	GD7907	1	Special Bolt
14	GD7817-03	1	Spacer, 11/16" I.D. x 1" Long
15	GD7817-04	2	Spacer, 11/16" I.D. x 1/2" Long
16	GD2558	1	Lynch Pin, 1/4"
17	GD1114	2	Spacer
18	GB0218	2	Bushing, 21/32" I.D. x 7/8" O.D. x 19/32" Long
19	GB0206	1	Rod Guide
20	GR1808	1	Adjustment Wrench
21	GR1122	4	Mounting Pad
22	G3316-136	1	Chain, No. 50, 136 Pitch Including Connector Link
23	G2500-84	1	Sprocket, 48 Tooth
24	G11391	13	Flat Washer, 5/8" SAE
25	G10231	2	Lock Washer, 3/4"
26	G10107	3	Lock Nut, 5/8"-11
27	G10105	1	Hex Nut, 3/4"-10
28	G11087	2	Hex Nut, 3/4"-10
29	G10743	2	Hex Head Cap Screw, 5/8"-11 x 3 3/4"
30	G11387	8	Hardened Washer, 3/8" SAE
31	G10229	4	Lock Washer, 3/8"
32	G10101	4	Hex Nut, 3/8"-16
33	G10230	4	Lock Washer, 5/8"
34	G10104	4	Hex Nut, 5/8"-11
35	G10629	1	Elbow, 90°, 1 1/4" NPT To Barb
36	G11237	1	Reducing Bushing, 1 1/2" Male NPT To 3/4" Female
37	G10917	1	Elbow, 90°, 3/4" NPT To Barb
38	G10640	2	Grease Fitting, 1/4"-28
39	G10111	12	Lock Nut, 1/2"-13
40	G10108	1	Lock Nut, 3/8"-16
41	G10636	12	Carriage Bolt, 1/2"-13 x 1 1/2"
42	G10026	2	Hex Head Cap Screw, 3/4"-10 x 2"
43	G10013	1	Hex Head Cap Screw, 5/8"-11 x 3 1/2"
44	G10010	2	Hex Head Cap Screw, 5/8"-11 x 3"
45	G10007	2	Hex Head Cap Screw, 5/8"-11 x 1 1/2"
46	G10003	5	Hex Head Cap Screw, 3/8"-16 x 1 1/2"
47	G10232	1	Lock Washer, 5/16"
48	G3316-136	1	Chain, No. 50, 134.5 Pitch Including Connector Link
49	G10019	4	Hex Head Cap Screw, 5/16"-18 x 1"
50	G10615	1	Reducing Bushing, 1 1/2" Male NPT To 1 1/4" Female

(A12335a/GR1808)

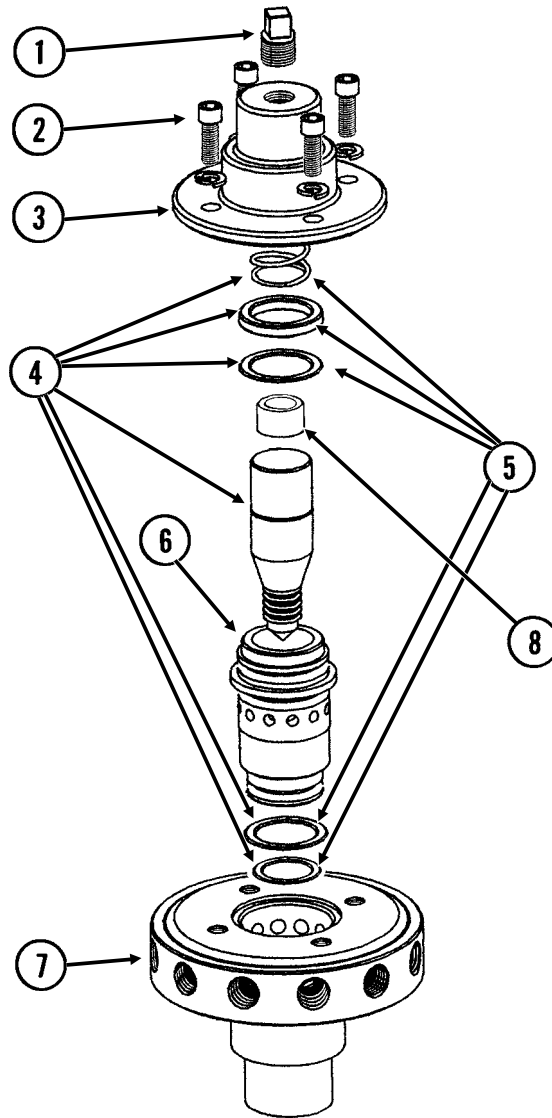
Model NGP-7055



ITEM	PART NO.	QTY.	DESCRIPTION
1	GR1804	1	Flange Cover Assembly
	G10991	4	Hex Head Cap Screw, 5/16"-18 x 7/8"
2	GR1803	1	Connecting Rod Assembly
3	GR1801	1	Spacer Assembly
	G10693	3	Hex Socket Head Set Screw, 5/16"-18 x 3/8"
4	GR1123	2	Plug
5	GR1543	1	Vent Plug
6	GR1112	1	Woodruff Key
7	GR1120	1	Eccentric Pin
8	GR1124	1	Pin
9	GR1104	1	Bearing
10	GR1805	1	Setting Hub Assembly
11	GR1134	1	Stuffing Box Insert
12	GR1146	1	Sprocket, 18 Tooth
13	GR1808	1	Adjustment Wrench
14	GR1806	1	Setting Pointer Assembly
15	GR1796	1	Repair Kit, Includes: (6) Gaskets, (9) O-Rings, (4) Washers, (1) Retaining Ring, (2) Oil Seals, (1) Snap Ring, (1) Thrust Washer, (1) Rod Bushing, (2) Flange Plunger Packings, (2) Packing Springs, (2) Rod Vee Packing Sets
16	GR1800	2	Discharge Valve Assembly
17	GR1798	2	Suction Valve Assembly
18	GR1118	3	Setting Arm Key
19	GR1116	1	Bearing
20	G10306	1	Carriage Bolt, 3/8"-16 x 2"
	G10108	1	Lock Nut, 3/8"-16
21	G10003	4	Hex Head Cap Screw, 3/8"-16 x 1 1/2"
	G11387	4	Flat Washer, 3/8" SAE
	G10229	4	Lock Washer, 3/8"
	G10101	4	Hex Nut, 3/8"-16
22	GR2011	1	Valve Cover, NPG-7055
23	GR2185	-	Crankshaft
A	GA12335	-	Piston Pump Complete W/18 Tooth Sprocket (Model NPG-7055)

(FRTZ159/PT40a/FRTZ202c)

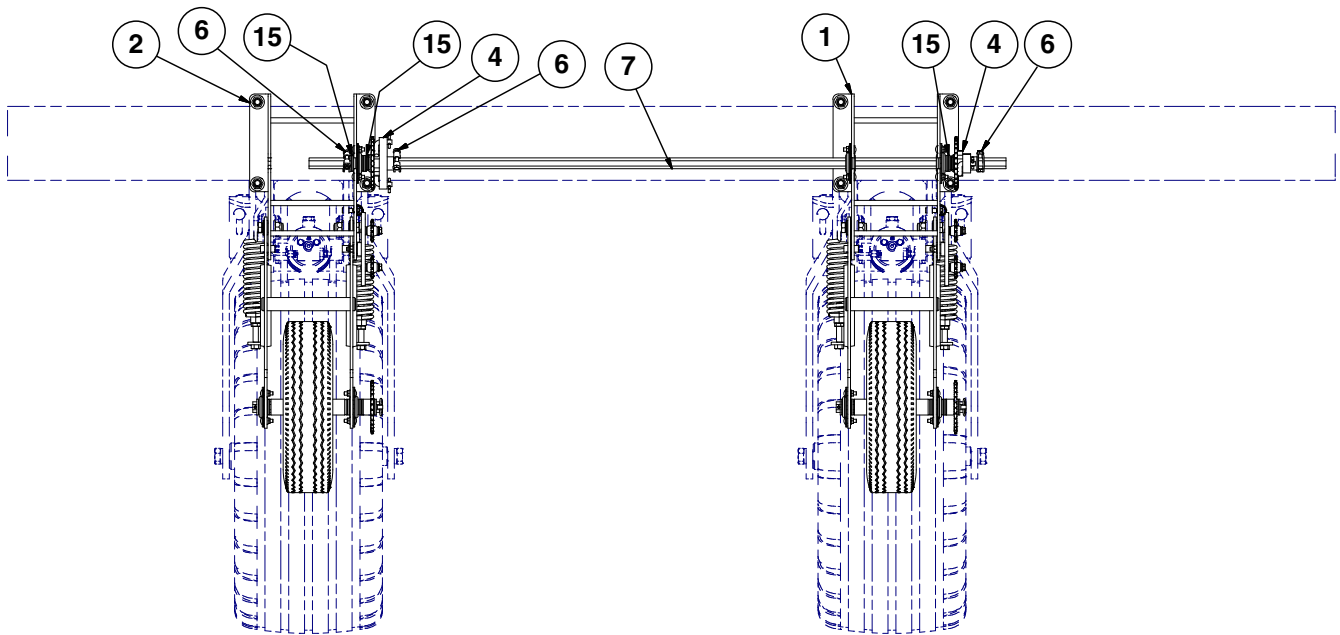
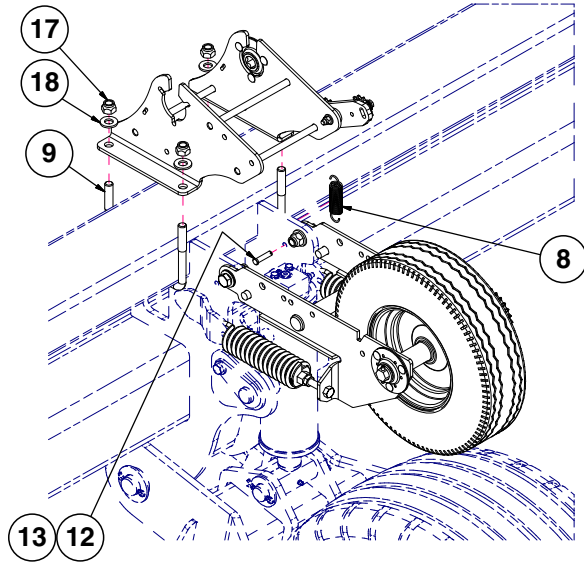
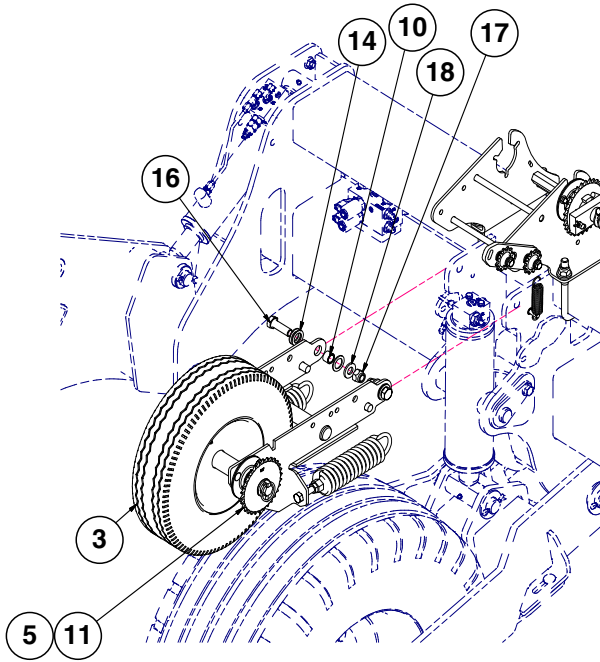
Model FD-1200 Flow Divider, 12 Outlet



3/4" NPT

ITEM	PART NO.	QTY.	DESCRIPTION
1	GR1543	1	Vent Plug
2	GR1542	4	Hex Socket Head Screw, ¼"-20 x ¾"
	GR1541	4	Lock Washer, ¼", Stainless Steel
3	GR1540	1	Cap
4	GR1544	1	Needle Assembly W/Seal Kit (Item 22)
5	GR1545	1	Seal Kit, Includes: (3) O-Rings, (1) Seal, (1) Spring
6	GR1535	1	Sleeve
7	GR1533	1	Body (12 Outlets)
8	GR1574	-	Sleeve, 1" O.D. x ½" Long, Stainless Steel
A	GA8931	1	Liquid Fertilizer Piston Pump Flow Divider Complete, 12 Outlet (Model FD-1200)

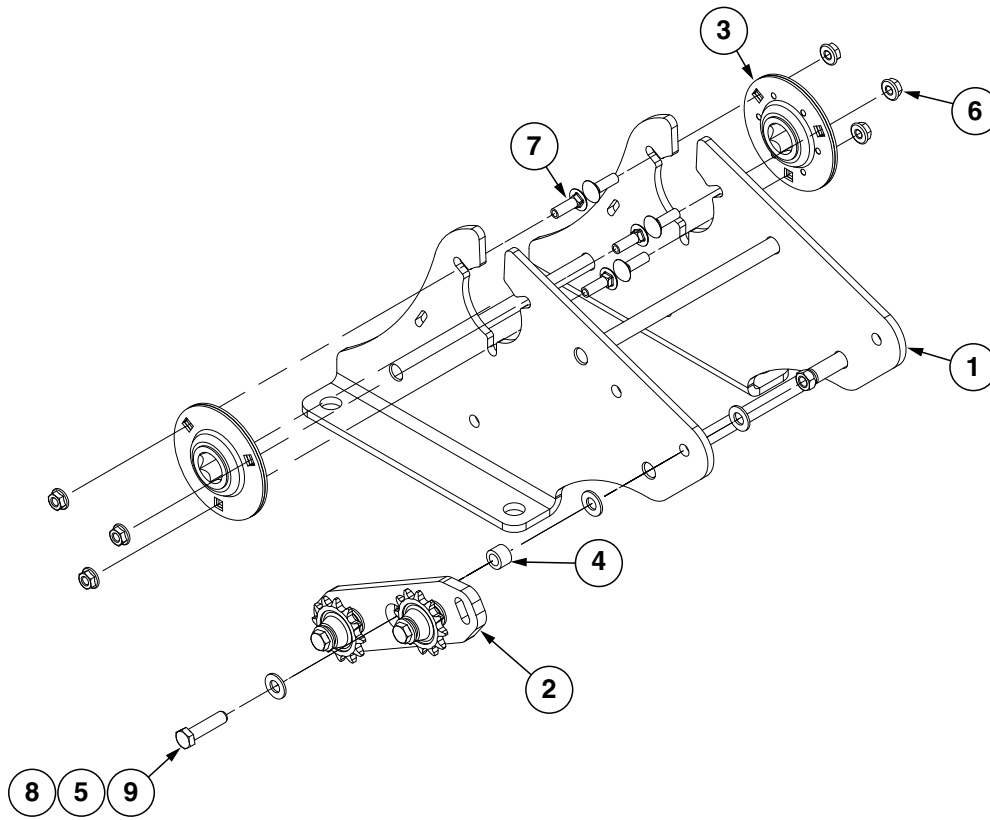
(102441)



ITEM	PART NO.	QTY.	DESCRIPTION
1	---	-	See "Contact Drive Tower" on page P185
2	---	-	See "Contact Drive Tower" on page P185
3	---	-	See "Contact Tire Assembly" on page P186
4	GA5164	2	Ratchet/Sprocket Assembly
5	GA5114	2	Sprocket, 30 Tooth
6	GA11331	3	Hex Lock Clamp Assembly
7	GD0914-66	1	Hex Shaft, 7/8" x 66" (No Holes)
8	GD5857	2	Spring
9	GD16598	4	U-Bolt, 4" x 7" x 5/8"-11
10	GB0218	4	Bushing, 21/32" I.D. x 7/8" O.D. x 19/32" Long
11	G3310-136	2	Chain, No. 40 Roller Chain, 136 Pitches
12	G10166	2	Clevis Pin, 3/8" x 1 1/2"
13	G10860	2	Retaining Ring, 3/8"
14	G10235	12	Machine Bushing, 7/8", 14 Gauge (.0747")
15	G10233	8	Machine Bushing, 1 1/2" x 1/32", 10 Gauge (.1345")
16	G10008	4	Hex Head Cap Screw, 5/8"-11 x 2"
17	G10107	12	Lock Nut, 5/8"-11
18	G11391	12	Flat Washer, 5/8" SAE

(A25127)

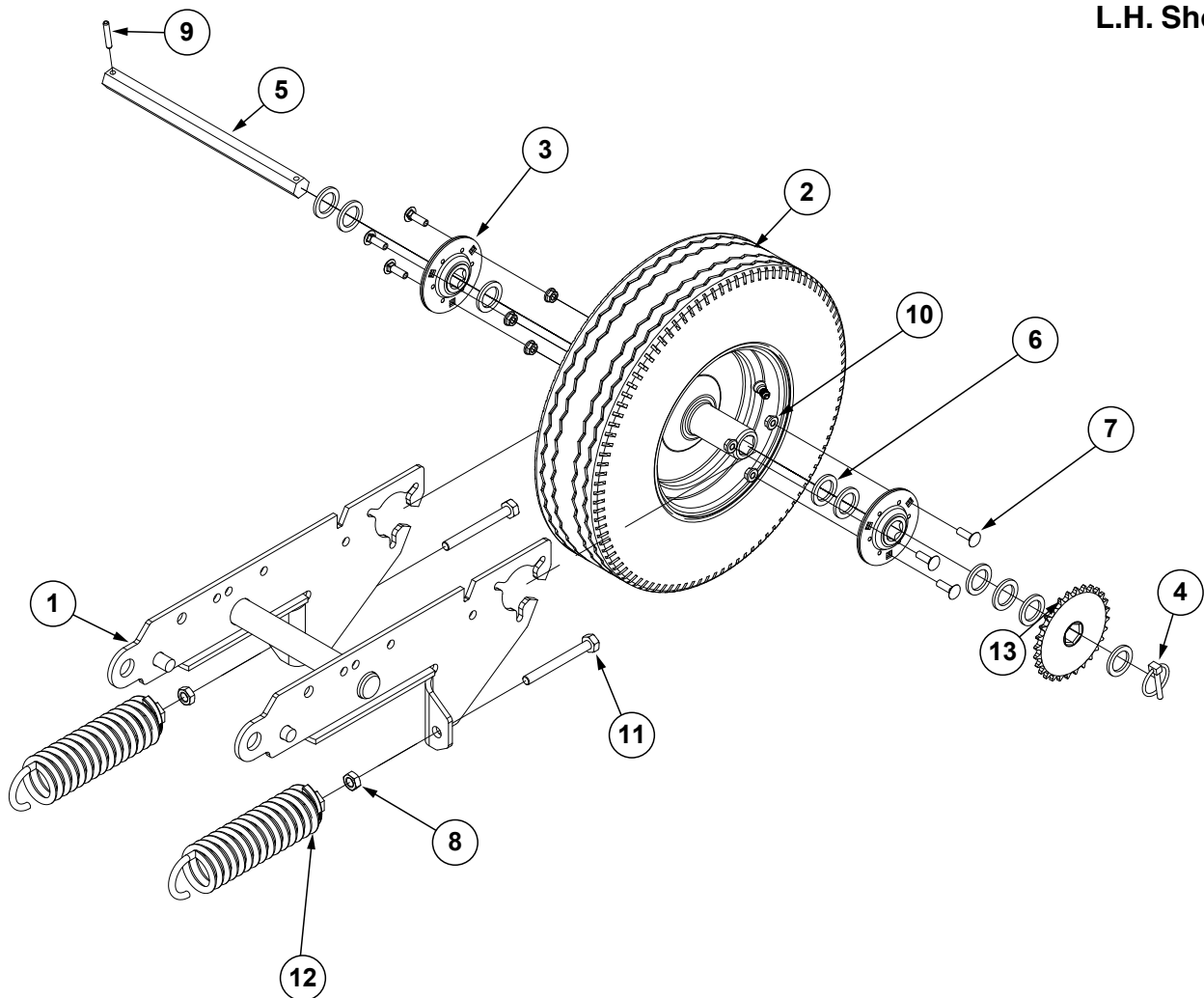
L.H. Shown



ITEM	PART NO.	QTY.	DESCRIPTION
1	G10244201	1	Contact Drive Tower
2	G10047	2	Hex Head Cap Screw, 3/8"-16 x 1 3/4"
	G11387	4	Flat Washer, 3/8" SAE
	GD1026	2	Sleeve, 1 3/16"
	GD7426	2	Sprocket, 12 Tooth
	GA24741	1	Double Idler
3	GA9846	2	Flanged Bearing, 7/8" Hex Bore
4	GD2971-03	1	Tube
5	G11387	3	Hardened Washer, 3/8" SAE
6	G10620	6	Serrated Flange Nut, 5/16"-18
7	G10303	6	Carriage Bolt, 5/16"-18 x 1"
8	G10108	1	Lock Nut, 3/8"-16
9	G10003	1	Hex Head Cap Screw, 3/8"-16 x 1 1/2"

(A25125)

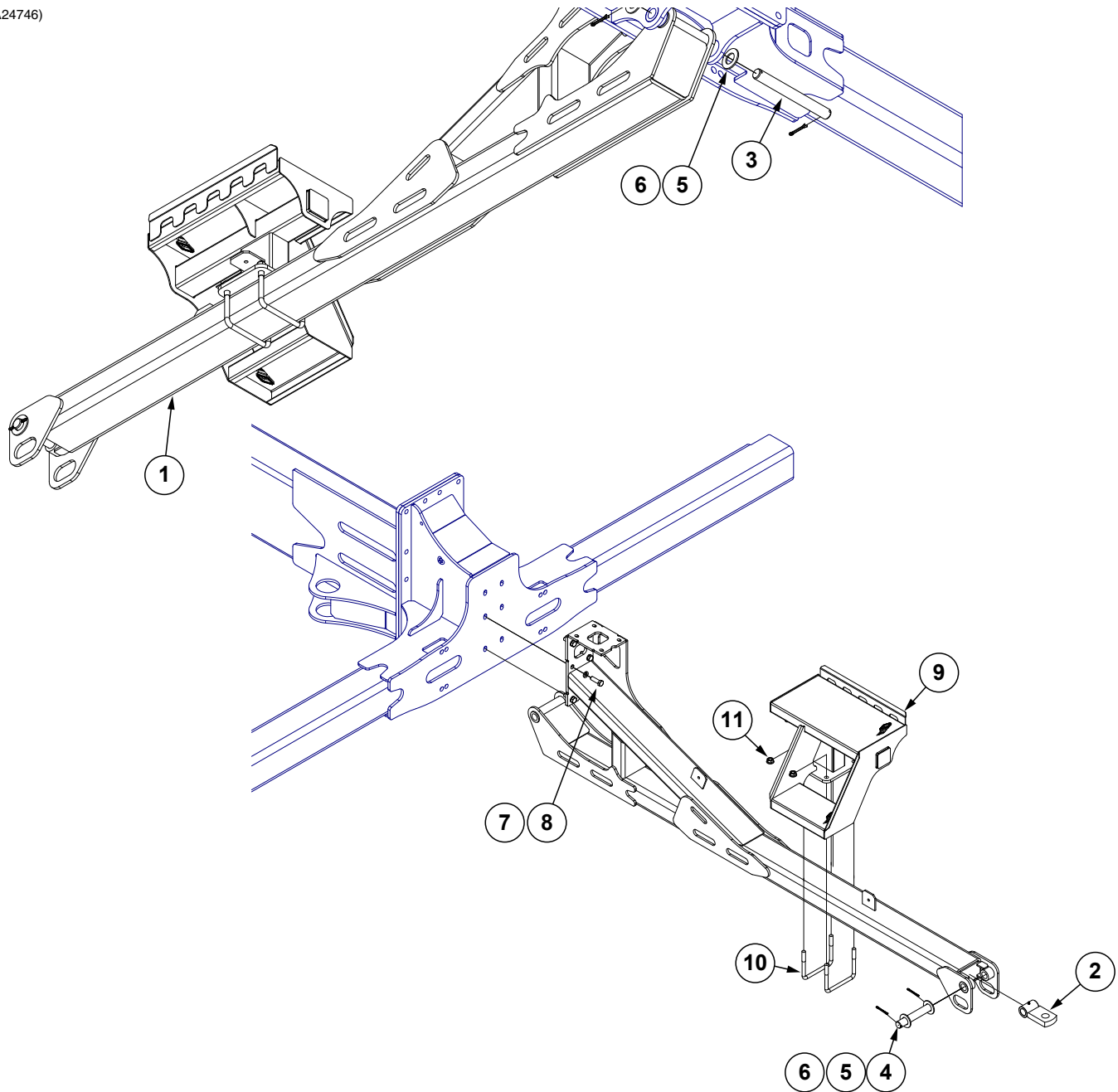
L.H. Shown



ITEM	PART NO.	QTY.	DESCRIPTION
1	GA25117	1	Contact Tire Arm
2	GD4700	1	Tire, 4.80" x 8", 4 Ply, Rib Implement (Specify Brand*)
	GD4701	1	Valve Stem
	GA17944	1	Rim, 3 $\frac{3}{4}$ " x 8" (Gray)
3	GA9846	2	Flanged Bearing, $\frac{7}{8}$ " Hex Bore
4	GD2558	1	Lynch Pin, $\frac{1}{4}$ "
5	GD34622-12.25	1	Hex Shaft, $\frac{7}{8}$ " x 12 $\frac{1}{4}$ " W/2 Holes,
	GD34622-13.41	-	Hex Shaft, $\frac{7}{8}$ " x 13.41" W/2 Holes, (R.H. Inner)
6	G10233	9	Machine Bushing, 1 $\frac{1}{2}$ " x $\frac{1}{32}$ ", 10 Gauge (.1345")
7	G10303	6	Carriage Bolt, $\frac{5}{16}$ "-18 x 1"
8	G10501	2	Hex Jam Nut, $\frac{1}{2}$ "-13, Grade 2
9	G10602	1	Spring Pin, $\frac{1}{4}$ " x 1 $\frac{1}{2}$ "
10	G10620	6	Serrated Flange Nut, $\frac{5}{16}$ "-18
11	G10890	2	Hex Head Adjusting Bolt, $\frac{1}{2}$ "-13 x 4", Grade 2
12	GA2068	2	Spring W/Plug
13	GA5114	-	Sprocket, 30 Tooth

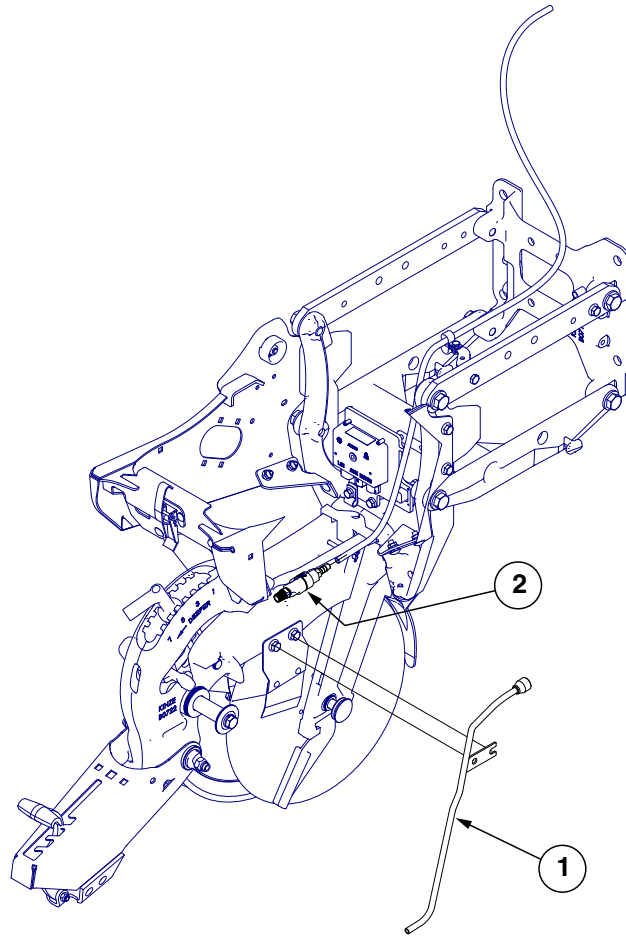
*Specific brand requests will be supplied only as available from current Kinze Repair Parts stock. If a specific brand requested is not in stock, the brand available will be supplied.

(A24746)



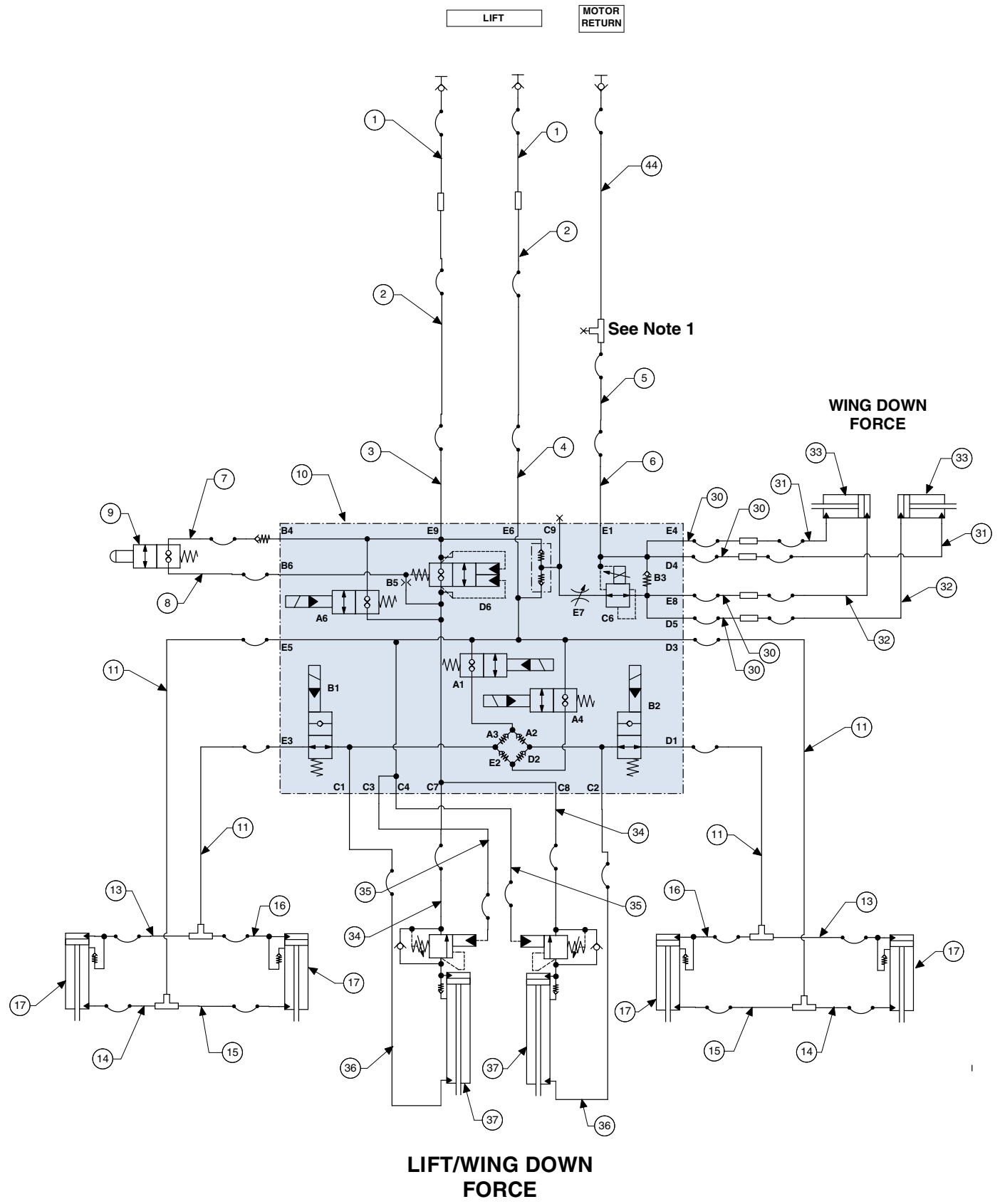
ITEM	PART NO.	QTY.	DESCRIPTION
1	GA24747	1	Trailer Hitch
2	GA17480	1	Clevis
3	GD29104-13	1	Pin, 1¼" O.D. x 11½"
4	GD29104-15	1	Pin, 1¼" O.D. x 8"
5	G11396	4	Flat Washer, 1¼" SAE
6	G10460	4	Cotter Pin, ¼" x 2"
7	G10230	6	Lock Washer, ⅝"
8	G10008	6	Hex Head Cap Screw, ⅝"-11 x 2"
9	GA24748	1	Trailer Hitch Step
10	GD9662	2	U-Bolt, 4" x 6" x ⅝"-11
11	G11415	4	Serrated Flange Nut, ⅝"-11

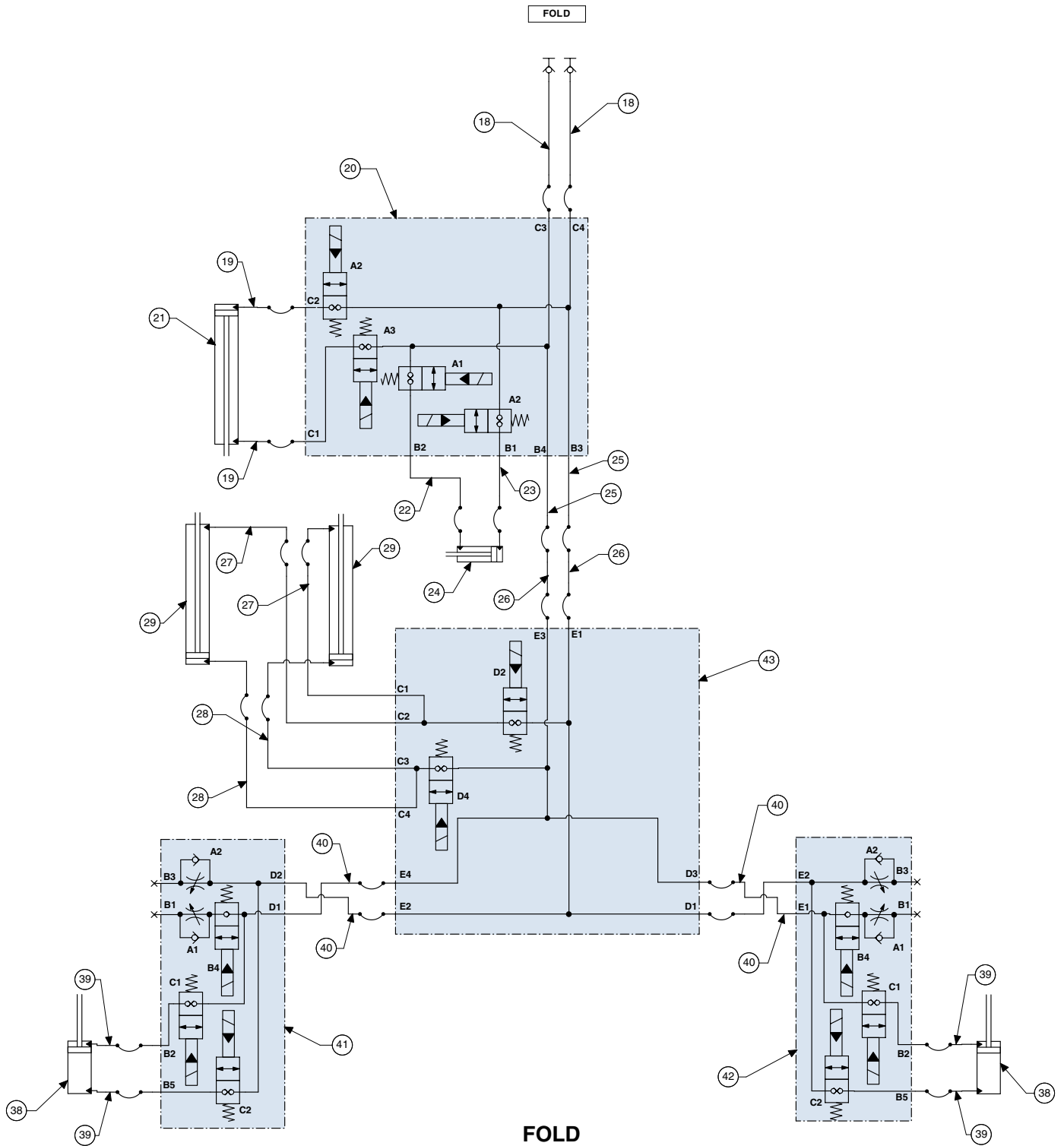
(A18821a)



ITEM	PART NO.	QTY.	DESCRIPTION
1	GA18822	-	Liquid Fertilizer Tube
2	GA20583	-	Check Valve Assembly

(Z0359)



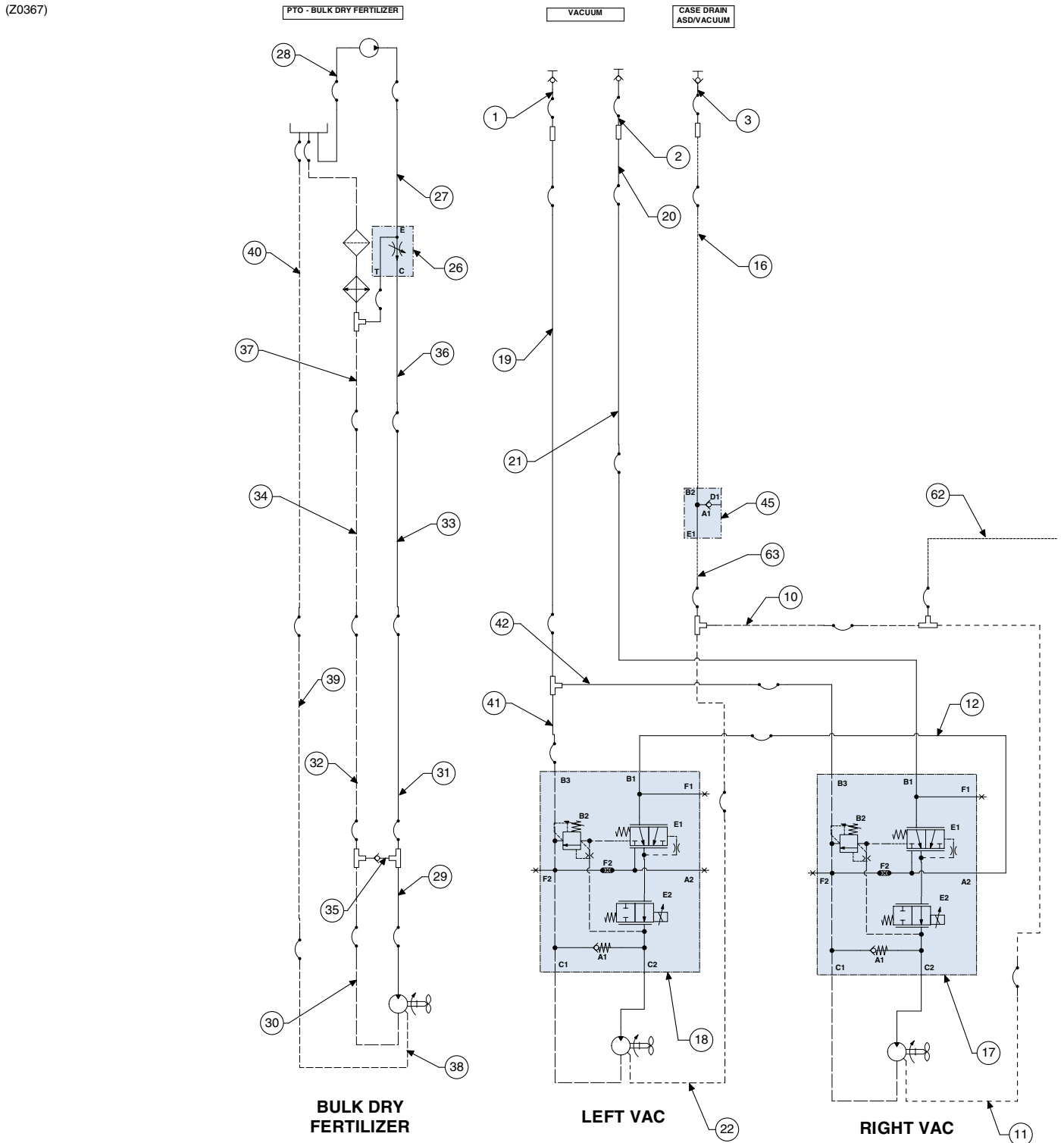


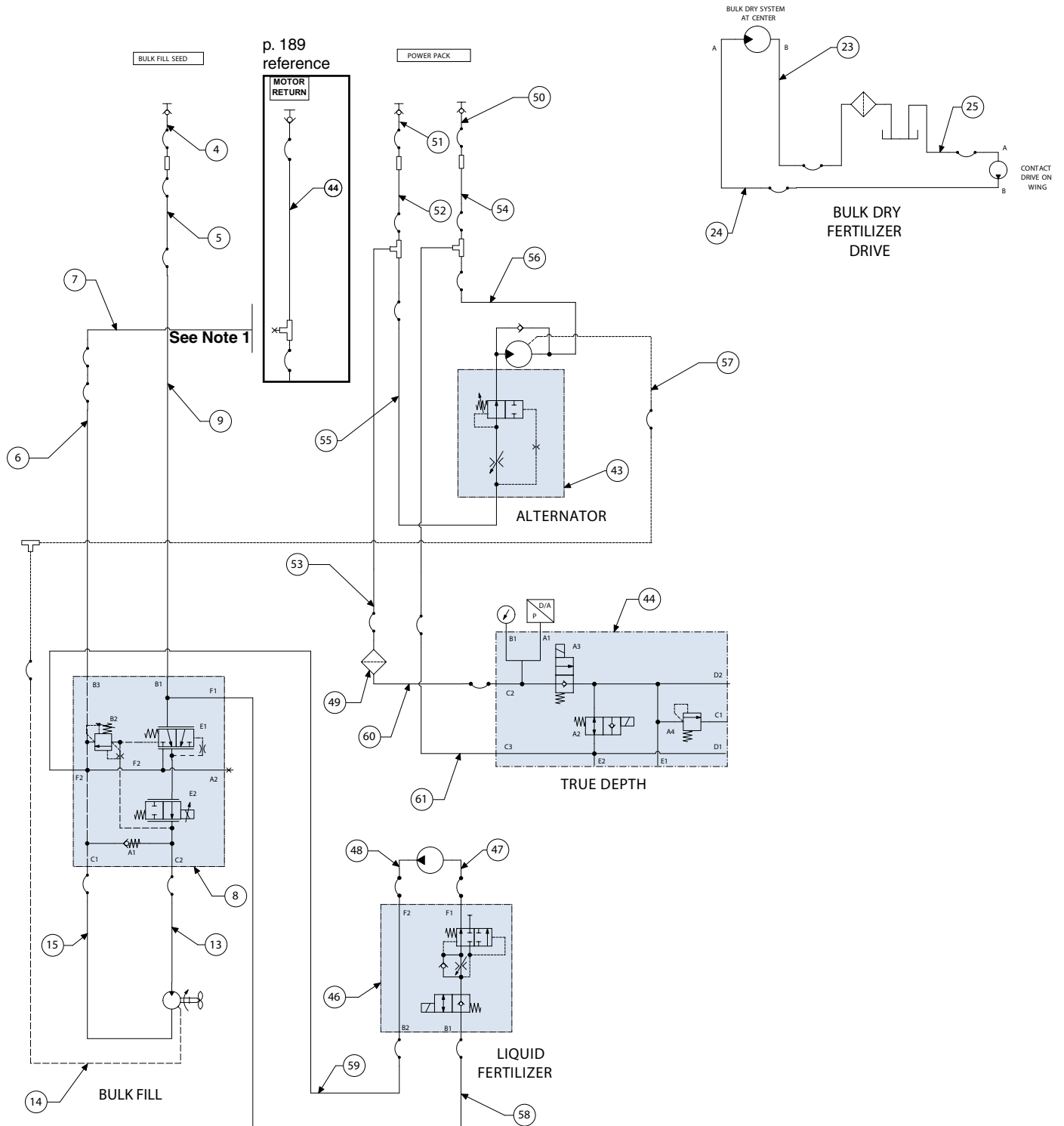
Note 1: Open Tee port used to connect Bulk Fill/Liquid Fertilizer Return hose (see p. 194)

ITEM	PART NO.	QTY.	DESCRIPTION
1	*A21545-114	2	Hose Assembly, 5/8" AR x 114" (10F - 1/2" M NPTF W/Ext, W/Tip)
2	*A21536-242	2	Hose Assembly, 5/8" AR x 242" (10F-10M)
3	*A11481-203	1	Hose Assembly, 5/8" AR x 203" (10F-10F)
4	*A11481-200	1	Hose Assembly, 5/8" AR x 200" (10F-10F)
5	*A25693-242	1	Hose Assembly, 3/8" AR x 242" (10F-06M)
6	*A25691-205	1	Hose Assembly, 3/8" AR x 205" (06F-06F)
7	*A7679-24	1	Hose Assembly, 1/4" x 24" (06F - 06F90)
8	*A7679-32	1	Hose Assembly, 1/4" x 32" (06F - 06F90)
9	GA15784	1	Interlock Valve
10	G10328101	1	See "Lift/Down Force Manifold Block" on page P209
11	*A18630-272	4	Hose Assembly, 1/2" AR x 272" (08F-08F)
13	*A15035-74	2	Hose Assembly, 3/8" AR x 74" (06F-08F)
14	*A15035-77	2	Hose Assembly, 3/8" AR x 77" (06F-08F)
15	*A15035-21	2	Hose Assembly, 3/8" x 218" (06F-08F)
16	*A15035-18	2	Hose Assembly, 3/8" AR x 18" (06F-08F)
17	GA25221	4	See "Wing Cylinder" on page P203
18	*A18692-115	2	Hose Assembly, 1/2" x 115" (08F - 1/2" Male NPTF), W/Extension, W/Tip
19	*A15035-74	2	Hose Assembly, 3/8" AR x 74" (06F-08F)
20	GA24775	1	See "Hydraulic Valve Block on Front Hitch" on page P211
21	GA24861	1	See "Drawbar Hitch Cylinder" on page P199
22	*A7678-17	1	Hose Assembly, 1/4" x 17" (04F - 04F)
23	*A7678-19	1	Hose Assembly, 1/4" x 19" (04F-04F)
24	GA9205	1	See "Tongue Lock Cylinder" on page P202
25	*A25704-242	2	Hose Assembly, 1/2" AR x 242" (08F-08M)
26	*A18630-200	2	Hose Assembly, 1/2" AR x 200" (08F-08F)
27	*A25691-128	2	Hose Assembly, 3/8" AR x 128" (06F-06F)
28	*A25691-103	2	Hose Assembly, 3/8" AR x 103" (06F-06F)
29	GA24769	2	See "Fold Cylinder" on page P201
30	*A25692-118	4	Hose Assembly, 3/8" AR x 118" (06F90S-06F)
31	*A15081-37	2	Hose Assembly, 3/8" x 37" (06F - 06F)
32	*A12011	2	Hose Assembly, " x 20" (06F-06F)
33	G10342101	2	See "Wing Down Pressure Cylinder" on page P207
34	*A18630-41	2	Hose Assembly, 1/2" AR x 41" (08F-08F)
35	*A7684-43	2	Hose Assembly, 1/4" AR x 43" (04F-04F)
36	*A18630-53	2	Hose Assembly, 1/2" AR x 53" (08F-08F)
37	GA27043	2	See "Master Cylinder (Center)" on page P205
38	GA24999	2	See "Wing Latch Cylinder" on page P208
39	*A7683-24	4	Hose Assembly, 1/4" AR x 24" (04F-04F STD 90)
40	*A25691-365	4	Hose Assembly, 3/8" AR x 365" (06F-06F)
41	GA25233	1	See "Hydraulic Valve Block on Outer Wings" on page P212
42	GA25234	1	See "Hydraulic Valve Block on Outer Wings" on page P212
43	GA24771	1	See "Fold/Marker Manifold Block" on page P213
44	*A21546-115	1	Hose Assembly, 5/8" x 115" (10F - 1/2" Male NPTF)

* Hydraulic hose is not stocked by Kinze Repair Parts.

This page left blank intentionally.



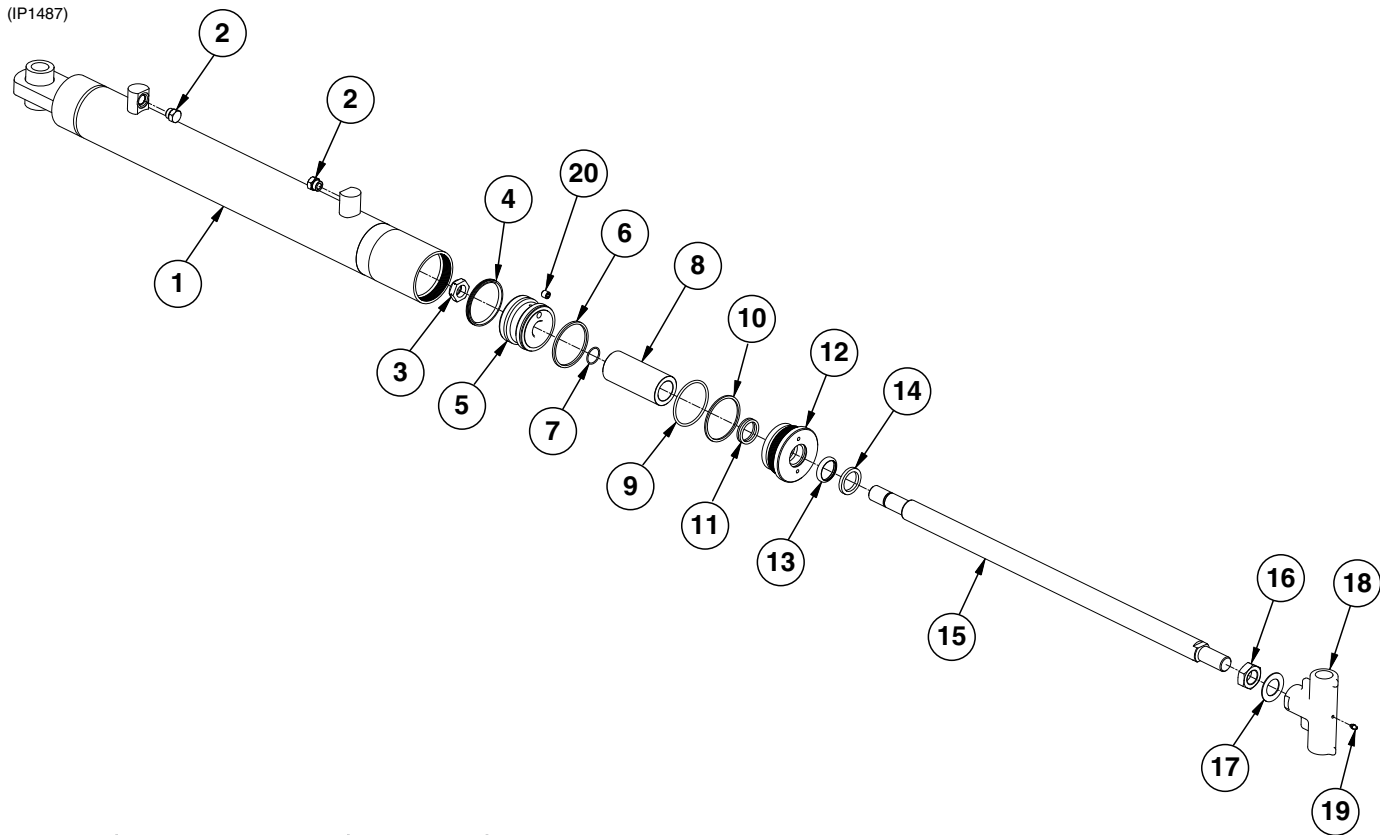


Note 1: Connects to open Tee port on the Motor Return labeled hydraulic hose on P189.

ITEM	PART NO.	QTY.	DESCRIPTION
1	*A21546-115	1	Hose Assembly, 5/8" x 115" (10F - 1/2" Male NPTF)
2	*A18692-115	1	Hose Assembly, 1/2" x 115" (08F - 1/2" Male NPTF), W/Extension, W/Tip
3	*A26938-115	1	Hose Assembly, 3/8" x 115" (08F - 1/2 Male NPTF), W/Extension, W/Tip
4	*A18692-115	1	Hose Assembly, 1/2" x 115" (08F - 1/2" Male NPTF), W/Extension, W/Tip
5	*A25704-242	1	Hose Assembly, 1/2" AR x 242" (08F-08M)
6	*A11481-217	1	Hose Assembly, 5/8" AR x 217" (10F-10F)
7	*A21536-242	1	Hose Assembly, 5/8" AR x 242" (10F-10M)
8	GA26719	1	See "Hydraulic Valve Block on Vacuum Motor (Blue Drive)" on page P215
9	*A18630-215	1	Hose Assembly, 1/2" AR x 215" (08F-08F)
10	*A25691-148	1	Hose Assembly, 3/8" AR x 148" (06F-06F)
11	*A25691-248	1	Hose Assembly, 3/8" AR X 248" (06F - 06F)
12	*A18686-482	1	Hose Assembly, 1/2" AR X 482" (08F - 08F90S)
13	*A15096-20	1	Hose Assembly, 3/8" x 20" (06F-06F Short 90)
14	*A15056	1	Hose Assembly, 3/8" x 40" (06F-06F)
15	*A18671-20	1	Hose Assembly, 1/2" x 20" (08F-08F90S)
16	*A25691-287	1	Hose Assembly, 3/8" AR x 287" (06F-06F)
17	GA26164	1	See "Vacuum Fan Hydraulic Block Assembly" on page P225
18	GA26164	1	See "Vacuum Fan Hydraulic Block Assembly" on page P225
19	*A11481-284	1	Hose Assembly, 5/8" AR X 284" (10F - 10F)
20	*A18630-240	1	Hose Assembly, 1/2" AR X 240" (08F - 08F)
21	*A25704-128	1	Hose Assembly, 1/2" AR X 128" (08F - 08M)
22	*A25691-98	1	Hose Assembly, 3/8" AR X 98" (06F - 06F)
23	*A18674-415	1	Hose Assembly, 1/2" AR x 415" (08F-08F L90)
24	*A12701	1	Hose Assembly, 1/2" x 438"
25	*A18674-36	1	Hose Assembly, 1/2" AR x 36" (08F-08F L90)
26	GA25352	1	Flow Control Valve, 3-Way
27	*A3387	1	Hose Assembly, 3/4" x 100"
28	*A11810-102	1	Hose Assembly, 1-1/4" x 102" (20F-20F), Corrugated
29	*A21533-13.5	1	Hose Assembly, 3/4" x 13-1/2" (12F-12F)
30	*A21533-13.5	1	Hose Assembly, 3/4" x 13-1/2" (12F-12F)
31	*A21533-26	1	Hose Assembly, 3/4" x 26" (12F-12F)
32	*A21533-30	1	Hose Assembly, 3/4" x 30" (12F-12F)
33	*A12935-309	1	Hose Assembly, 3/4" x 309" (12F-12M)
34	*A12935-309	1	Hose Assembly, 3/4" x 309" (12F-12M)
35	GA25636	1	In-line Check Valve, JIC
36	*A12935-250	1	Hose Assembly, 3/4" x 250" (12F-12M)
37	*A12935-262	1	Hose Assembly, 3/4" x 262" (12F-12M)
38	*A15080-38	1	Hose Assembly, 3/8" x 38" (06F-06M)
39	*A15081-310	1	Hose Assembly, 3/8" x 310" (06F-06F)
40	*A15079-256	1	Hose Assembly, 3/8" x 256" (06M JIC - 06F90M)
41	*A18629-390	1	Hose Assembly, 1/2 AR X 390 (10F - 10F)
42	*A18629-88	1	Hose Assembly, 1/2 AR X 88 (10F - 10F)
43	G10199901	1	See "Manifold Hydraulic Block Assembly" on page P218
44	GA25289	1	See "Down Force Manifold Block Assembly" on page P222
45	G10246901	1	See "Master Cylinder Manifold Block" on page P218
46	GA18355	1	See "Fertilizer Block Assembly" on page P219
47	*A1073	1	Hose Assembly, 3/8" x 18"
48	*A1073	1	Hose Assembly, 3/8" x 18"
49	GA25857	1	In-Line Filter Assembly
50	*A21550-115	1	Hose assembly, 5/8" x 115" (10F - 1/2M NPTF W/Ext W/Tip SP)

ITEM	PART NO.	QTY.	DESCRIPTION
51	*A18692-115	1	Hose Assembly, 1/2" x 115" (08F - 1/2" Male NPTF), W/Extension, W/Tip
52	*A18630-309	1	Hose Assembly, 1/2" x 309" (08F-08F)
53	*A18671-105	1	Hose Assembly, 1/2" x 105" (08F-08F90S)
54	*A11481-309	1	Hose Assembly, 5/8" x 309" (10F-10F)
55	*A25704-270	1	Hose Assembly, 1/2" AR x 270" (08F-08M)
56	*A21525-270	1	Hose Assembly, 5/8" x 77" (10F-10M)
57	*A15064	1	Hose Assembly, 3/8" x 130" (06F-06F)
58	*A25504-186	1	Hose Assembly, 3/8" x 25" (08F S90-06F)
59	*A25697-213	1	Hose Assembly, 3/8" x 213" (06F90 - 08F)
60	*A18671-20	1	Hose Assembly, 1/2" x 20" (08F-08F90S)
61	*A21542-105	1	Hose Assembly, 5/8" x 105" (10F - 10F90M)
62	*A15056	1	Hose Assembly, 3/8" x 40" (06F-06F)
63	*A25691-23	1	Hose Assembly, 3/8" AR x 23" (06F-06F)

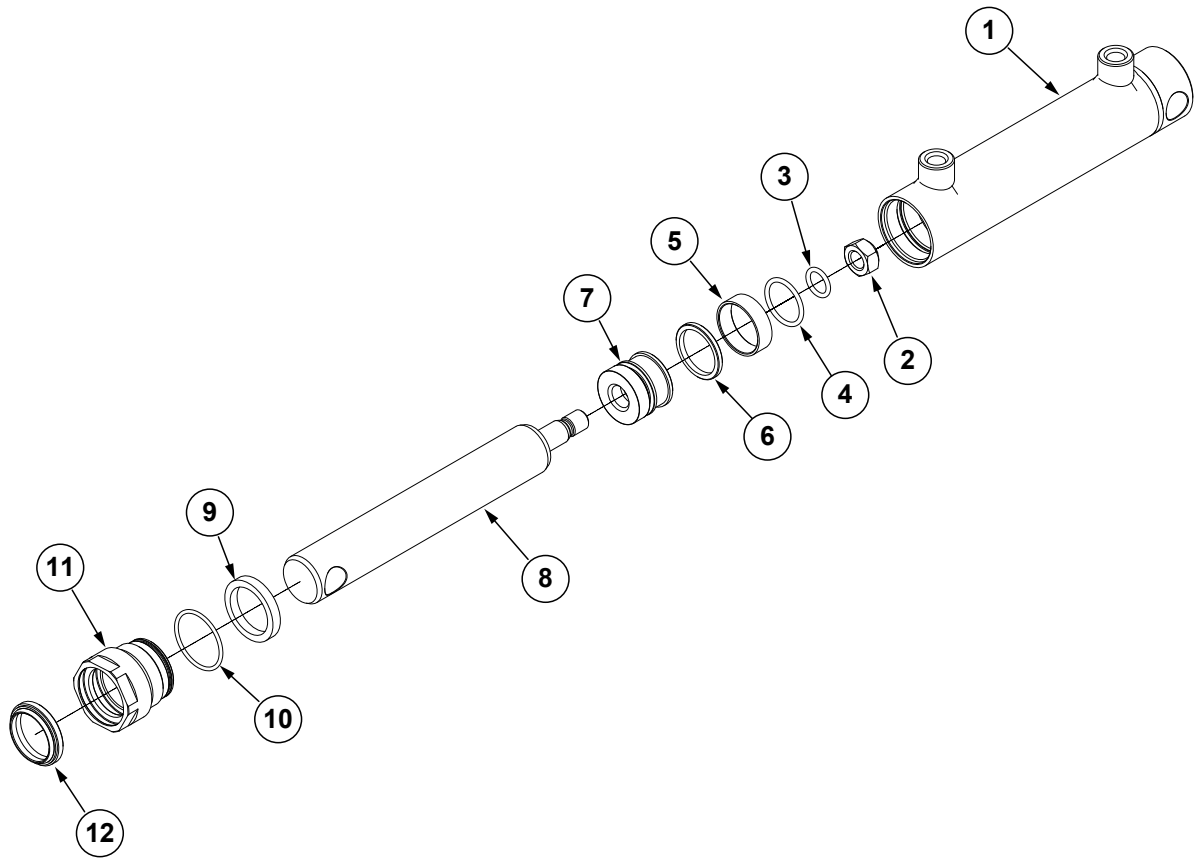
* Hydraulic hose is not stocked by Kinze Repair Parts.



ITEM	PART NO.	QTY.	DESCRIPTION
1	GA18862	1	Barrel (Non-Stock Item)
2	G6408-08	2	Plug W/O-Ring, 3/4"-16 O-Ring
	GR1037	-	O-Ring
3	G10948	1	Lock Nut, 1 1/8"-12
4	*D12280	1	T-Seal
5	GD26966	1	Piston, 3 1/2"
6	*D12088	1	Piston Ring, 3 1/2"
7	*D12245	1	O-Ring, #122
8	GD2745-28	1	Sleeve, 2 1/4" O.D. x 5.19"
9	*D12231	1	O-Ring, #338
10	*D12232	1	BU Ring
11	*D12252	1	U-Cup
12	GD12548	1	Gland
13	*D12206	1	Wiper, 1 1/2"
14	*D12103	1	Cast Iron Ring
15	GD27068	1	Rod
16	G11433	1	Hex Jam Nut, 1 1/8"-12 Grade 2
17	GD27067	1	Locking Device
18	GD27066	1	Sleeve
19	G10640	1	Grease Fitting, 1/4"-28
20	GD11580	1	Flow Restrictor Orifice, 1/2"-20
A	GA18861	-	Cylinder Complete, 3 1/2" x 20 3/4" (Part Number Stamped on Barrel)
B	GR1532	1	Seal Kit, Includes: (1)Wiper, (2)O-Rings, (1)U-Cup, (1) BU Ring, (1)Cast Iron Ring, (1)T-Seal

*Item is part of seal kit, item can not be purchased individually.

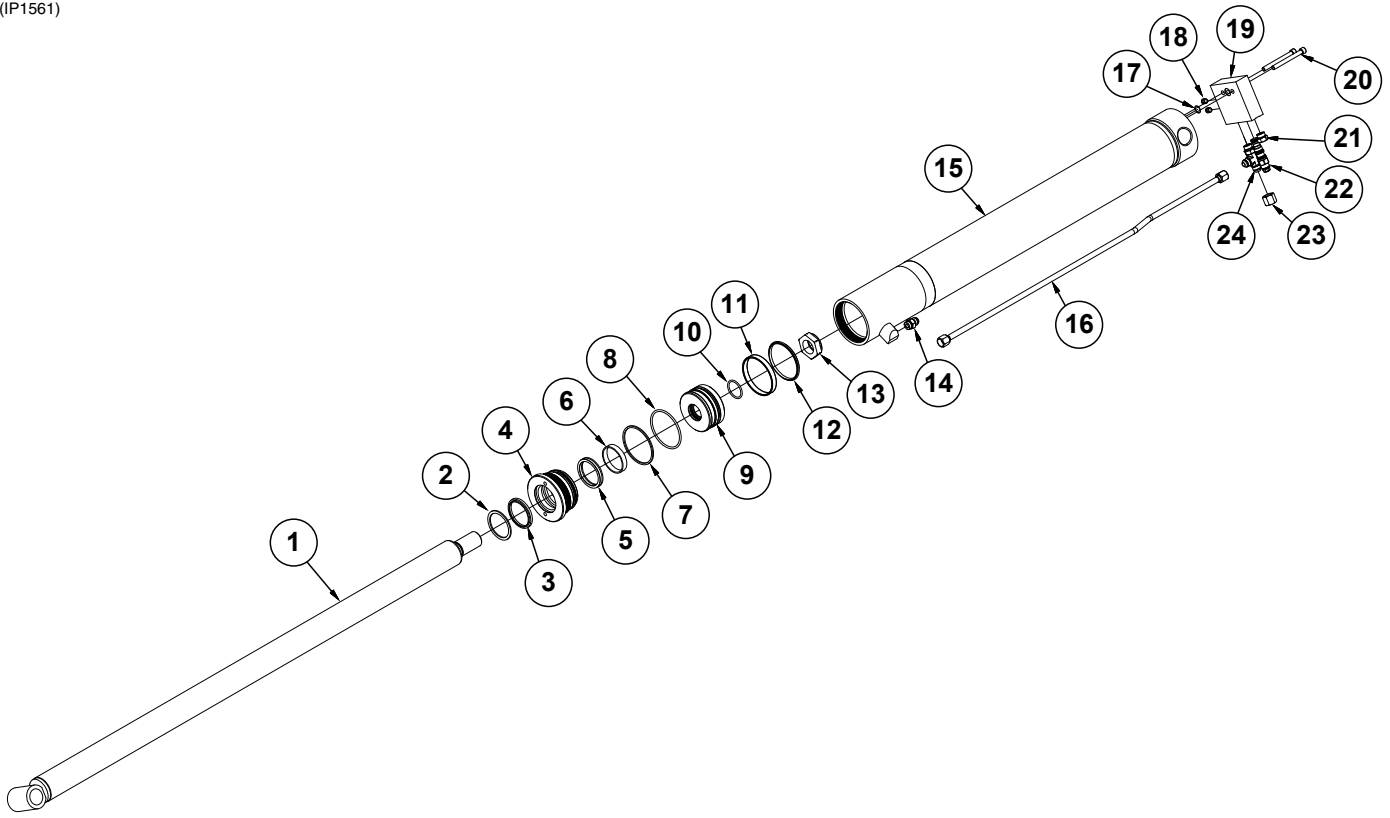
(IP1531)



ITEM	PART NO.	QTY.	DESCRIPTION
1	GR2282	1	Barrell (Non-Stock Item)
2	*R2309	1	Piston Nut
3	*R2303	1	O-Ring
4	*R2300	1	Piston O-Ring
5	*R2302	1	Wear Band
6	*R2301	1	Piston Seal
7	*R2308	1	Piston
8	*R2281	1	Cylinder Rod
9	*R2305	1	Rod Seal
10	*R2304	1	O-Ring
11	*R2283	1	Head Gland
12	*R2307	1	Wiper
A	GA25261	-	Cylinder Complete, 1¼" x 4¼"
B	GR2362	-	Piston Rod and Seals Assembly, Includes Items 2-8
C	GR2363	-	Head Gland and Seals Assembly, Includes Items 9-12

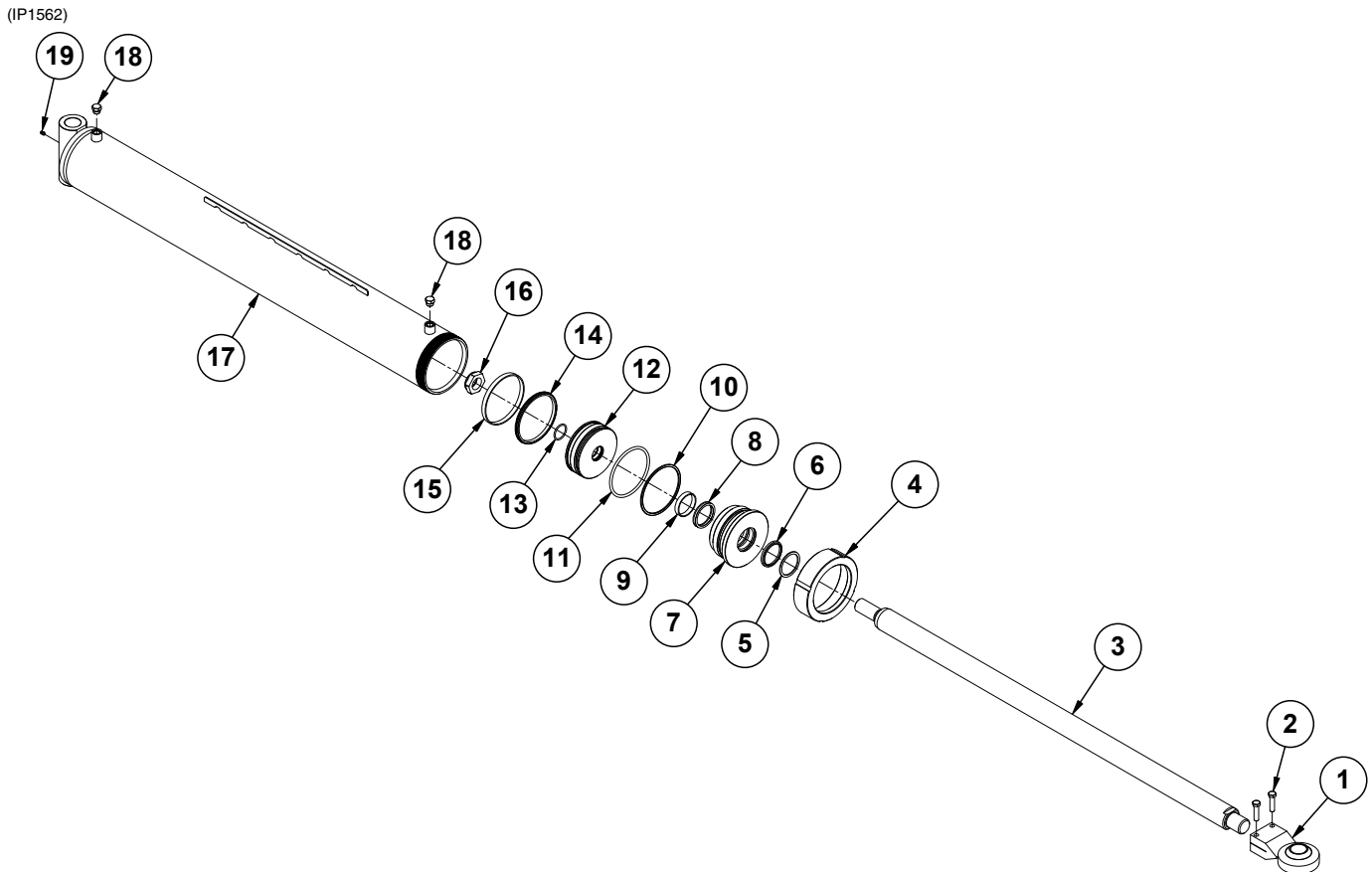
* Item is part of sub-assembly, item can not be purchased individually.

(IP1561)



ITEM	PART NO.	QTY.	DESCRIPTION
1	GA24862	1	Rod
2	*D12121	1	Ring
3	*D12263	1	Wiper
4	GD30273	1	Head Gland
5	*D12264	1	U-Cup
6	*D12137	1	Wear Ring
7	*D12222	1	Back-Up Ring, No. 342
8	*D12221	1	O-Ring, No. 342
9	GD30274	1	Piston
10	*D30432	1	O-Ring, No. 223
11	*D12120	1	WEAR RING, 4" NYLON
12	*D12281	1	Seal
13	GD27238	1	Nylon Lock Nut, 1½"-12, Grade 8
14	G6400-08 GR1037	1	Connector W/O-Ring, ¾"-16 Male JIC To O-Ring O-Ring
15	GA24863	1	Barrel (Non-Stock Item)
16	GA24865	1	Steel Hydraulic Line
17	*D12239	1	O-Ring, No. 016
18	GD34751	2	Plug
19	GD34750	1	Manifold Block
20	G11947	2	Hex Socket Head Cap Screw, ⅜"-16 x 2"
21	G6408-08 GR1037	1 -	Plug W/O-Ring, ¾"-16 O-Ring O-Ring
22	GA8882	1	Counter Balance Valve
23	G304-C-8	1	Cap Nut, ¾"-16
24	G6804-08	1	Adjustable Tee, ¾"-16 Male JIC To O-Ring
A	GA24861	-	Cylinder Complete <i>(Part Number Stamped on Barrel)</i>
B	GR2231	-	Seal Kit, Includes: (2) Wear Rings, (3) O-Rings, (1) Wiper Rod, (1) U-Cup, (1) Seal, (1) Back-Up Ring, (1) Lathe Cut Ring
C	GR1517	-	Seal Kit For Counter Balance Valve, Includes: (3) O-Rings, (3) BU Rings

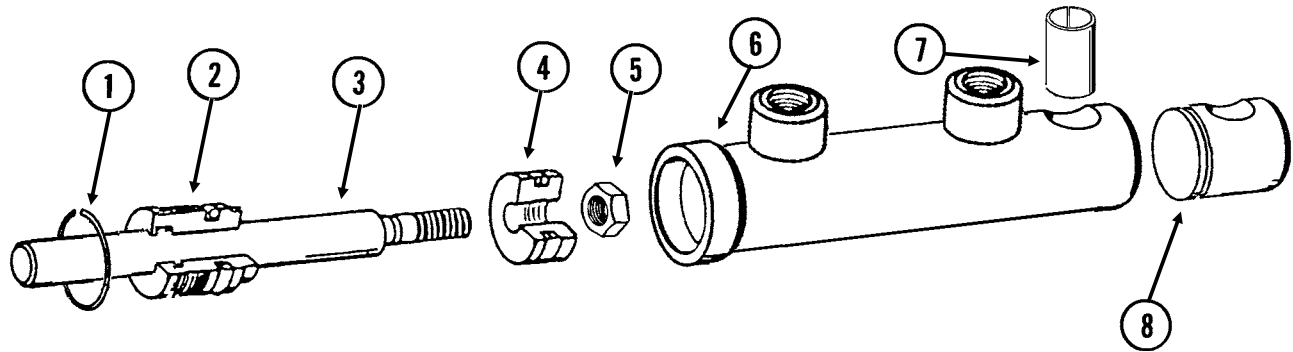
*Item is part of seal kit, item can not be purchased individually.



ITEM	PART NO.	QTY.	DESCRIPTION
1	GA24834	1	Adjustable Ball Joint
2	G10016	2	Hex Head Cap Screw, 1/2"-13 x 2"
3	GD34717	1	Rod
4	GD23382	1	Threaded Cap
5	GD12121	1	Ring
6	*D12263	1	Wiper
7	GD23450	1	Head Gland
8	*D12264	1	U-Cup
9	*D12137	1	Wear Ring
10	*D23390	1	BU Ring
11	*D23389	1	O-Ring, No. 433
12	GD34630	1	Piston
13	*D30432	1	O-Ring, No. 223
14	*A24781	1	Piston Seal
15	*D23387	1	Wear Ring
16	GD27238	1	Nylon Lock Nut, 1 1/2"-12, Grade 8
17	GA24799	1	Barrel (Non-Stock Item)
18	G6408-08 GR1037	2	Plug W/O-Ring, 3/4"-16 O-Ring O-Ring
19	G10640	1	Grease Fitting, 1/4"-28
A	GA24769	-	Cylinder Complete, 6" x 65" <i>(Part Number Stamped on Barrel)</i>
B	GR2338	-	Seal Kit, Includes: (2) Wear Rings, (1) Wiper Rod, (1) U-Cup Seal, (2) O-Rings, (1) Back-Up Ring, (1) Piston Seal

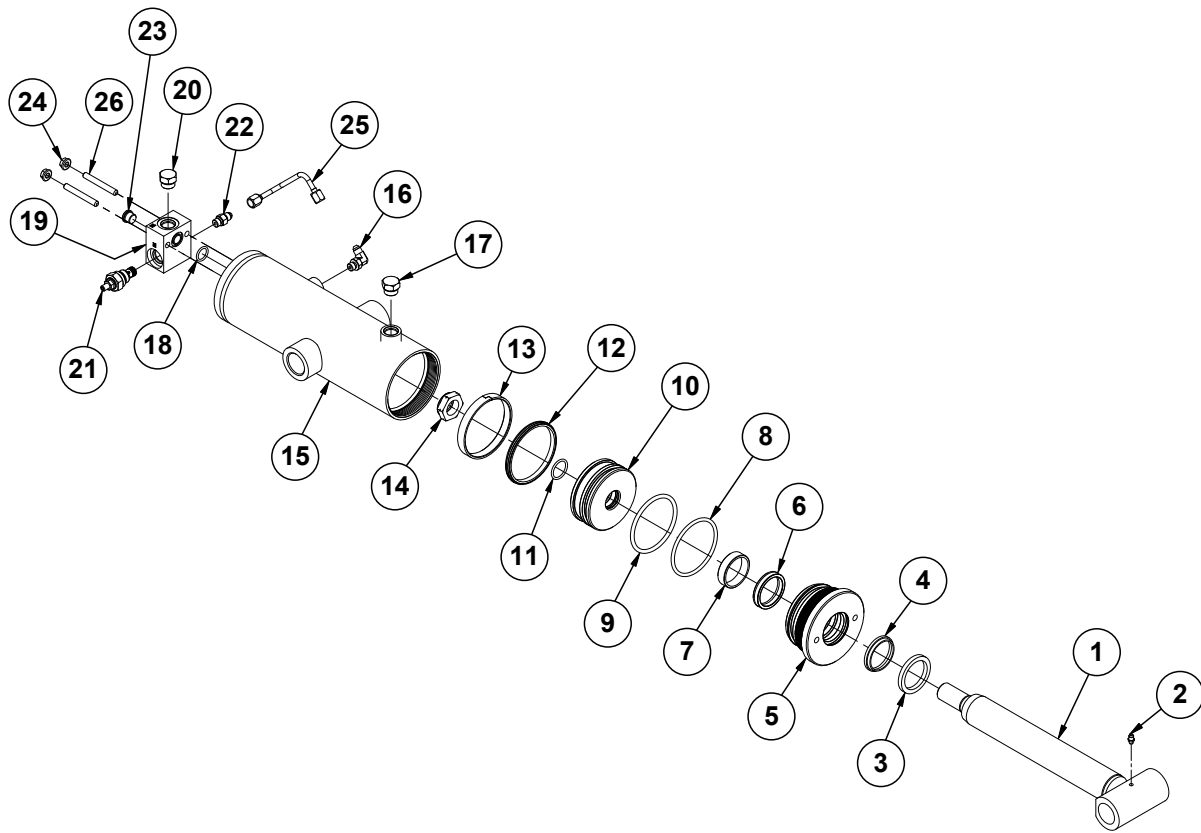
*Item is part of seal kit, item can not be purchased individually.

CYL035(CYL9d)



ITEM	PART NO.	QTY.	DESCRIPTION
1	G10770	1	Internal Retaining Ring, 1 ¹ / ₁₆ "
2	GD13170	1	Gland
3	GD13171	1	Rod
4	GD13172	1	Piston
5	GD27232	1	Nylon Lock Nut, 1/2"-20, Grade 8
6	D13169	1	Barrel (Non-Stock Item)
7	GD13400	1	Tension Bushing, 1" x 2" Long
8	GD13173	1	End Cap
A	GA9205	-	Cylinder Complete, 1 ¹ / ₂ " x 2 ¹ / ₂ " (Part Number Stamped On Barrel)
B	GR1598	-	Seal Kit, Includes: (3) O-Rings, (2) BU Rings, (1) Wiper, (1) T-Seal, (1) Bronze Bushing, (1) Seal, (1) U-Cup

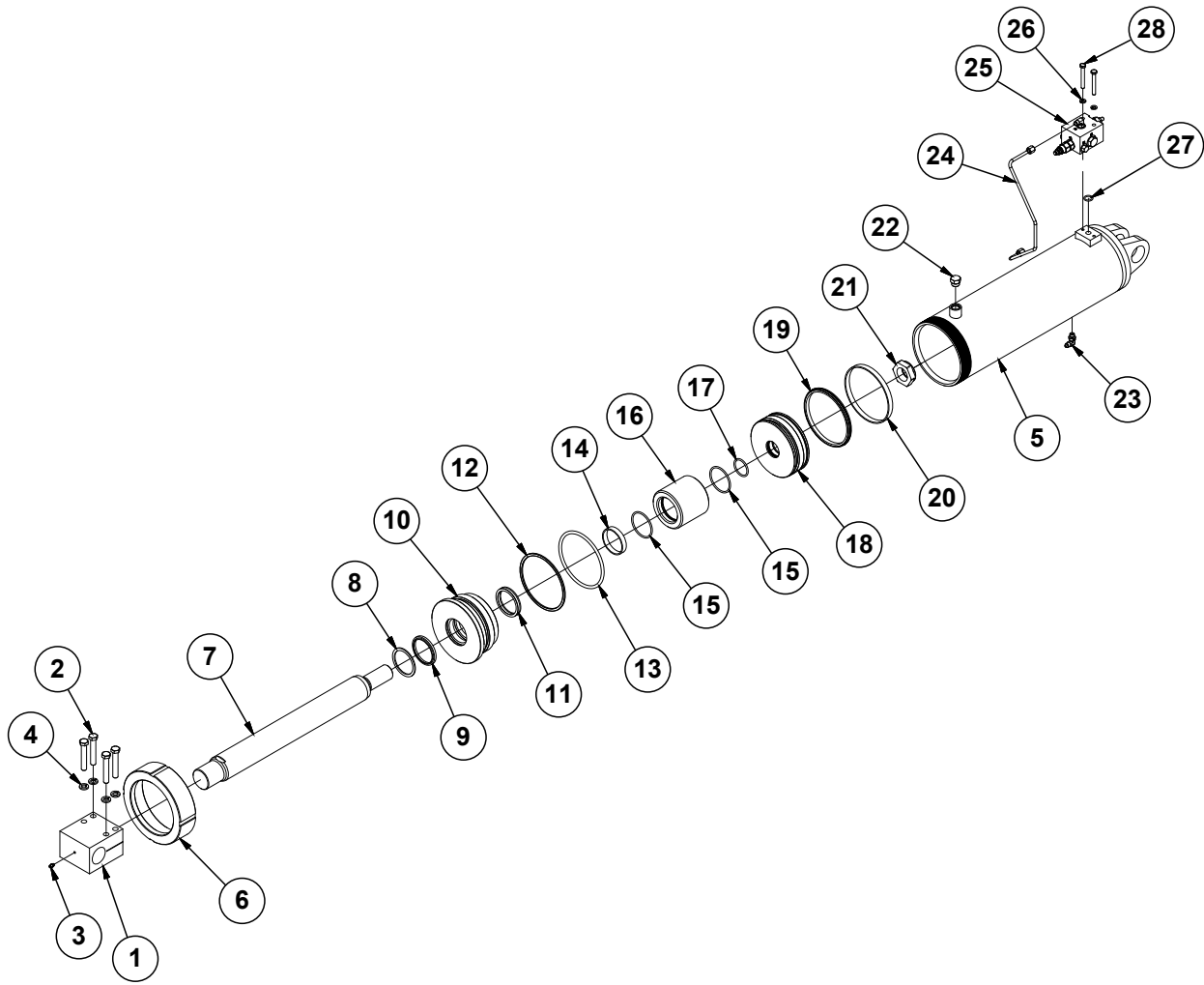
(IP1560)



ITEM	PART NO.	QTY.	DESCRIPTION
1	GA25222	1	Rod
2	G10640	1	Grease Fitting, 1/4"-28
3	GD12104	1	Ring, 1 3/4"
4	*D12200	1	Wiper, 1 3/4"
5	GD34653	1	Head Gland
6	*D12253	1	U-Cup
7	*D12134	1	Wear Ring
8	*D12271	1	BU Ring
9	*D12270	1	O-Ring, No. 340
10	GD34646	1	Piston
11	*D29649	1	O-Ring, No. 215
12	*A24796	1	Piston Seal
13	*D34654	1	Wear Ring
14	GD27235	1	Nylon Lock Nut, 1"-14, Grade 8
15	GA25223	1	Barrel (Non-Stock Item)
16	G6801-04-04	1	90° Adjustable Elbow, 7/16"-20
17	G6408-08 GR1037	1	Plug W/O-Ring, 3/4"-16 O-Ring O-Ring
18	*D12274	1	O-Ring
19	GD35210	1	Manifold Block
20	G6408-08 GR1037	1 -	Plug W/O-Ring, 3/4"-16 O-Ring O-Ring
21	GD33361	1	Direct Acting Inverse Relief
22	G6400-04 GR1465	1 -	Connector W/O-Ring, 7/16"-20 Male JIC To O-Ring O-Ring
23	G6408-H06-O GR1045	1 -	Hex Socket Head Plug W/O-Ring, 9/16"-18 O-Ring O-Ring
24	G10232	2	Lock Washer, 5/16"
25	GA25225	1	Steel Hydraulic Line
26	G11954	2	Hex Head Cap Screw, 5/16"-18 x 1 3/4", Grade 8
A	GA25221	-	Cylinder Complete, 3 3/4" x 8.675" <i>(Part Number Stamped On Barrel)</i>
B	GR2337	-	Seal Kit, Includes: (3) O-Rings, (1) Back-Up Ring, (1) Wiper Rod, (1) U-Cup, (2) Wear Ring, (1) Piston Seal

*Item is part of seal kit, item can not be purchased individually.

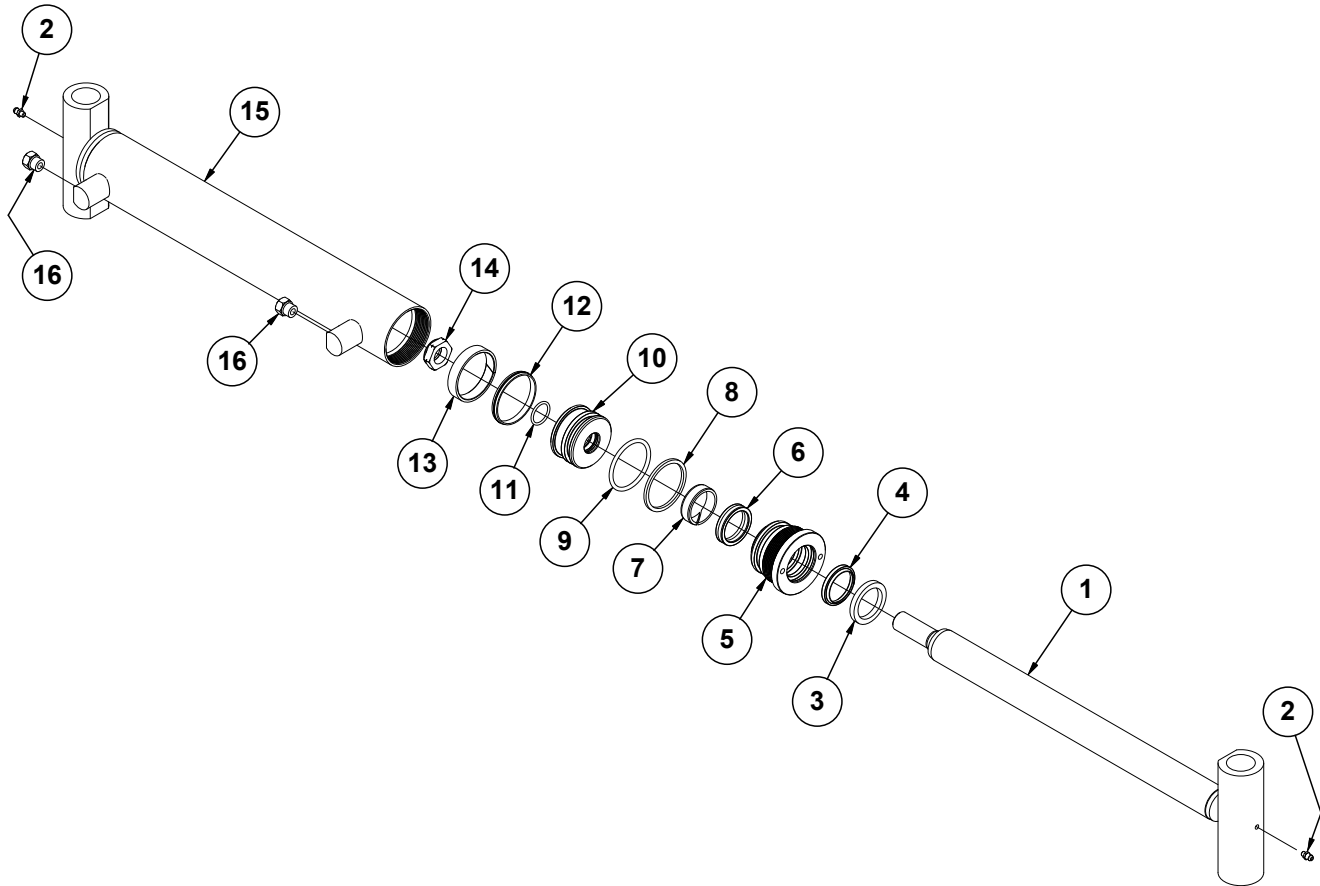
(IP1575)



ITEM	PART NO.	QTY.	DESCRIPTION
1	GD36578	1	Rod End
2	G10038	4	Hex Head Cap Screw, 1/2"-13 x 3"
3	G10640	1	Grease Fitting, 1/4"-28
4	G10228	4	Lock Washer, 1/2"
5	GA24777	1	Barrel (Non-Stock Item)
6	GD23382	1	Threaded Cap
7	GD36577	1	Rod
8	GD12121	1	Ring
9	*D12263	1	Wiper
10	GD23450	1	Head Gland
11	*D12264	1	U-Cup
12	*D23390	1	BU Ring
13	*D23389	1	O-Ring, No. 433
14	*D12137	1	Wear Ring
15	*D34639	2	O-Ring (Chemical Resistant)
16	GD34638	1	Spacer, 3/4"
17	*D30432	1	O-Ring, No. 223
18	GD34630	1	Piston
19	*A24781	1	Piston Seal
20	*D23387	1	Wear Ring
21	GD27238	1	Nylon Lock Nut, 1 1/2"-12, Grade 8
22	G6408-08 GR1037	1	Plug W/O-Ring, 3/4"-16 O-Ring O-Ring
23	G6801-04-04	1	90° Adjustable Elbow, 7/16"-20
24	GA24780	1	Steel Hydraulic Line, 1/4"
25	---	1	See "Master Cylinder Manifold Block" on page P214
26	G10232	2	Lock Washer, 5/16"
27	*D12274	1	O-Ring
28	G11952	2	Hex Head Set Screw, 5/16"-18 x 2 1/2", Grade 5
A	GA27043	-	Cylinder Complete, 6" x 12" <i>(Part Number Stamped On Barrel)</i>
B	GR2340	-	Seal Kit, Includes: (1) Wiper Rod, (1) U-Cup, (2) Wear Ring, (4) O-Rings, (1) Back-Up Ring, (1) Piston Seal

*Item is part of seal kit, item can not be purchased individually.

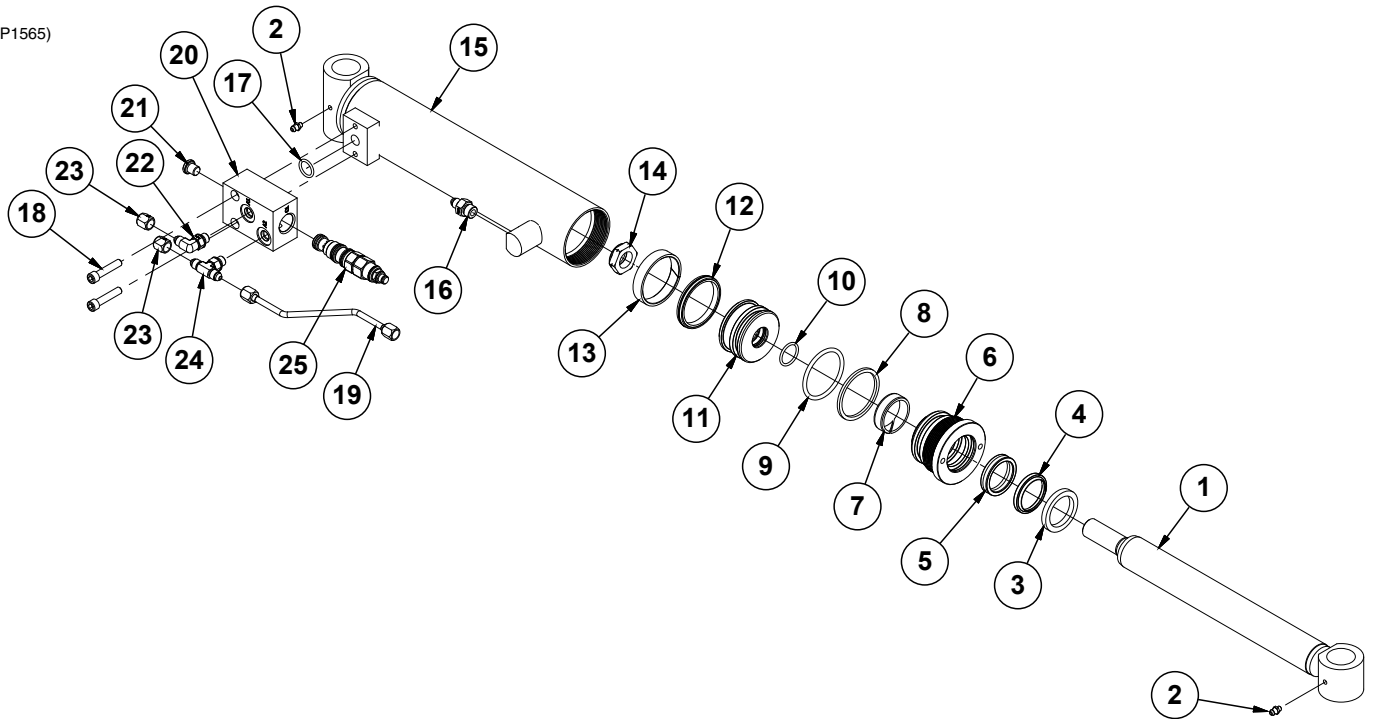
(IP1563)



ITEM	PART NO.	QTY.	DESCRIPTION
1	G10342201	1	Rod
2	G10640	2	Grease Fitting, 1/4"-28
3	GD12103	1	Ring
4	*D12206	1	Wiper, 1 1/2"
5	GD32048	1	Head Gland
6	*D12252	1	U-Cup
7	*D23424	1	Wear Ring
8	*D12213	1	Back-Up Ring, No. 330
9	*D12212	1	O-Ring, No. 330
10	GD31611	1	Piston
11	*D30399	1	O-Ring, No. 119
12	*A24473	1	Seal
13	*D12055	1	Nylon Wear Ring
14	GD27234	1	Nylon Lock Nut, 7/8"-14, Grade 8
15	10342301	1	Barrel (Non-Stock Item)
16	G6408-06 GR1045	2 -	Plug W/O-Ring, 9/16"-18 O-Ring O-Ring
A	G10342101	-	Cylinder Complete, 2 1/2" x 14" (Part Number Stamped On Barrel)
B	GR2250	-	Seal Kit, Includes: (2) Wear Rings, (2) O-Rings, (1) U-Cup, (1) Wiper Rod, (1) Back-Up Ring, (1) Piston Seal

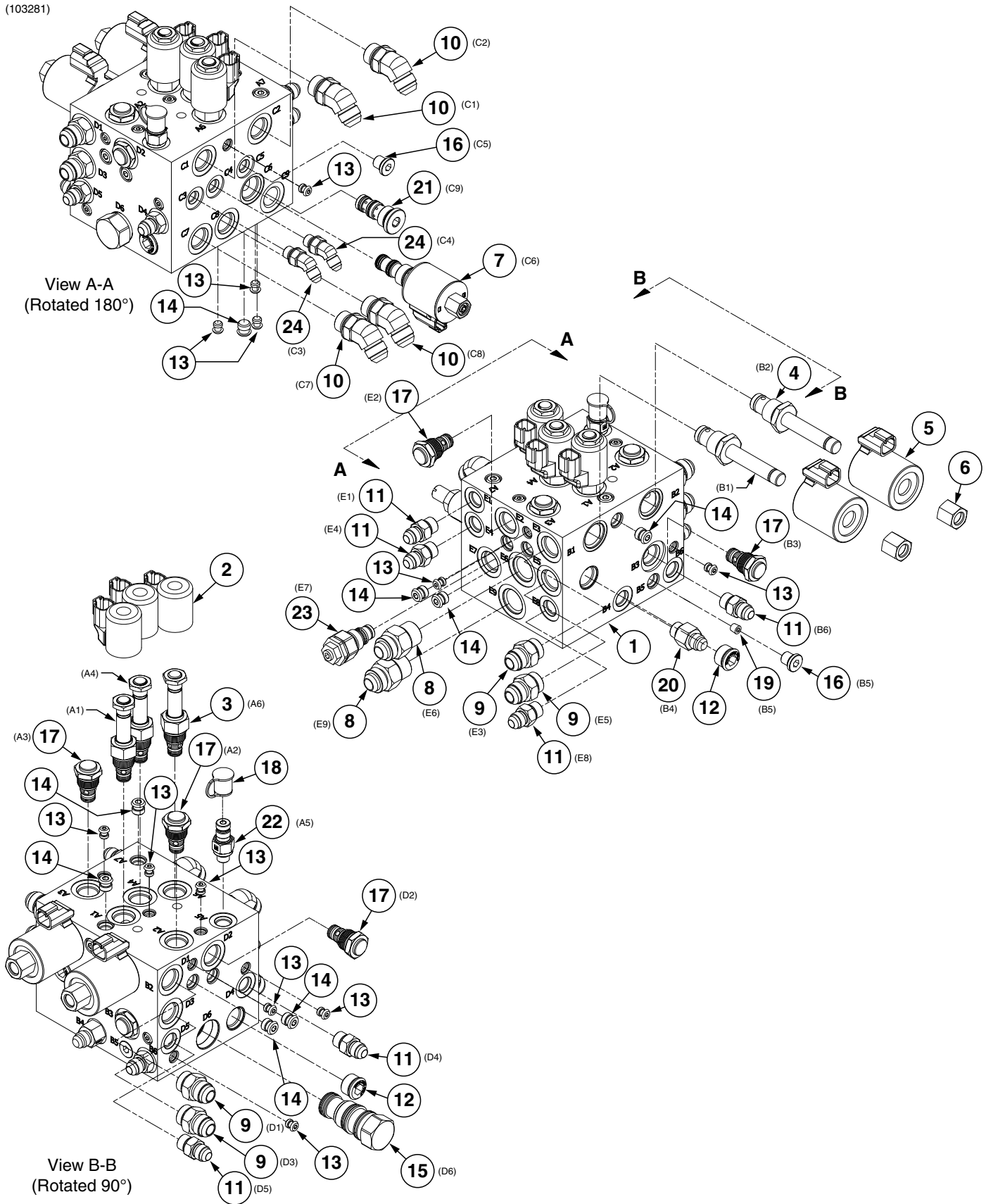
*Item is part of seal kit, item can not be purchased individually.

(IP1565)



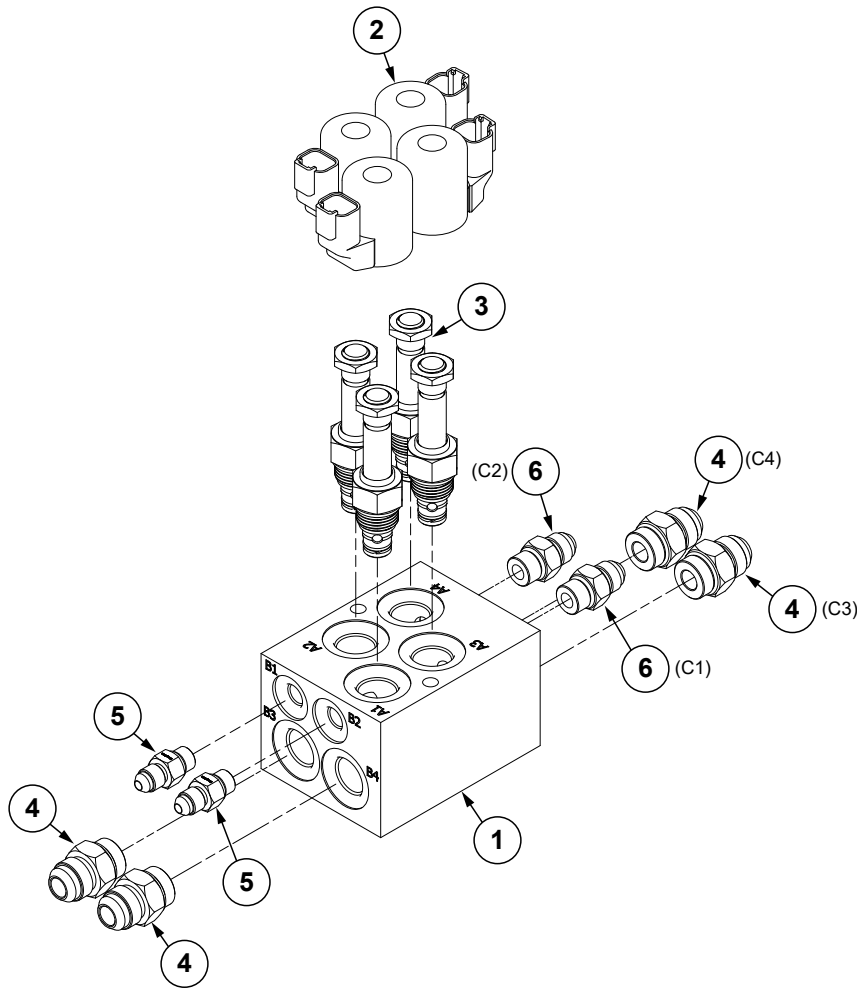
ITEM	PART NO.	QTY.	DESCRIPTION
1	GA25004	1	Rod
2	G10640	2	Grease Fitting, 1/4"-28
3	GD12103	1	Ring
4	*D12206	1	Wiper, 1 1/2"
5	*D12252	1	U-Cup
6	GD32048	1	Head Gland
7	*D23424	1	Wear Ring
8	*D12213	1	Back-Up Ring, No. 330
9	*D12212	1	O-Ring, No. 330
10	*D30399	1	O-Ring, No. 119
11	GD31611	1	Piston
12	*A24473	1	Seal
13	*D12055	1	Nylon Wear Ring
14	GD27234	1	Nylon Lock Nut, 7/8"-14, Grade 8
15	GA25003	1	Barrell (Non-Stock Item)
16	G6400-04-06	1	Connector W/O-Ring, 7/16"-20 Male JIC to 9/16"-18 O-Ring
17	*D12274	1	O-Ring
18	G11021	2	Hex Socket Head Cap Screw, 5/16"-18 x 1 1/2"
19	GA25001	1	Steel Hydraulic Line
20	GD34951	1	Manifold Block
21	G6408-H04-0	1	Hex Socket Head Plug, 7/16"-20
22	G6801-04-04	1	90° Adjustable Elbow, 7/16"-20
23	G304-C-04	2	Cap Nut, 7/16"-20
24	G6803-04-04-04	1	Adjustable Tee, 7/16"-20
25	GA20697	1	Counterbalance Valve
A	GA24999	-	Cylinder Complete, 2 1/2" x 9.4" (Part Number Stamped On Barrel)
B	GR2341	-	Seal Kit, Includes: (2) Wear Ring, (1) Wiper Rod, (3) O-Ring, (1) Back-Up Ring, (1) U-Cup, (1) Piston Seal

*Item is part of seal kit, item can not be purchased individually.



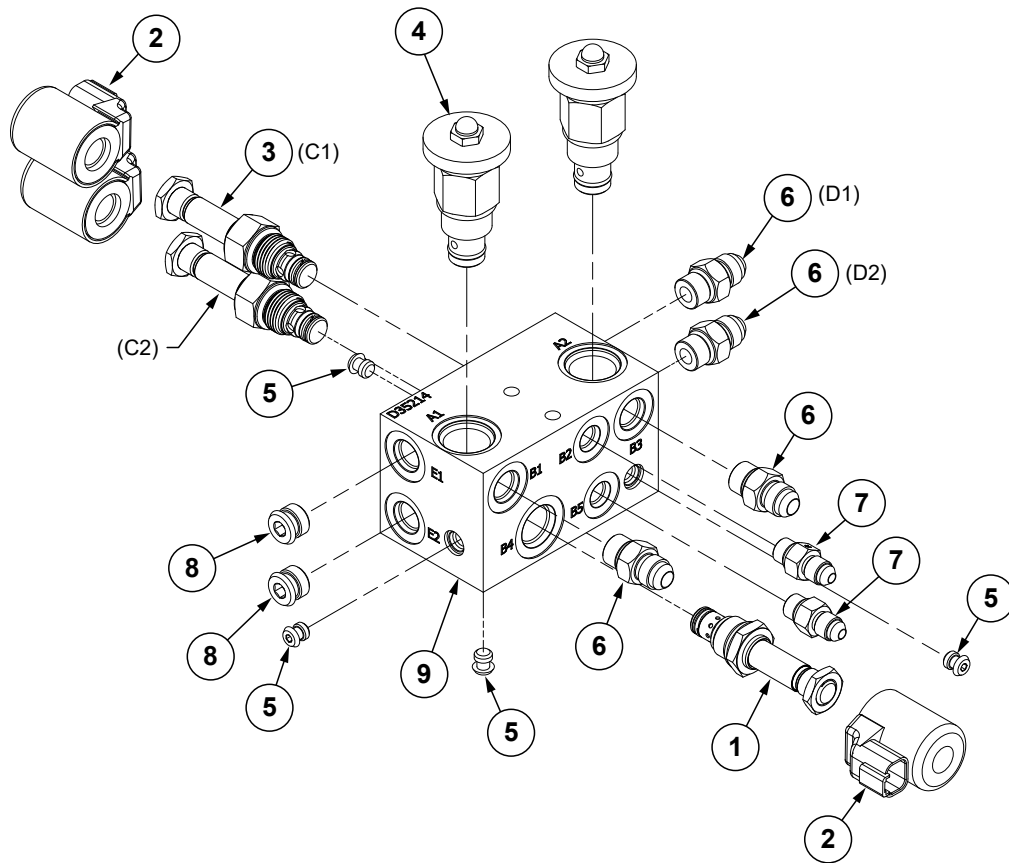
ITEM	PART NO.	QTY.	DESCRIPTION
1	GD34708	1	Lift/Down Force Block
2	GA21066	3	Coil P Series
3	GA21064	3	NC Double Poppet, No. 8
4	GA16308	2	Poppet Valve
5	GA14799	2	Coil
6	GR1322	2	Special Hex Nut, 1/2"-20
7	G10269501	1	Valve with Coil
8	G6400-10 GR1466	2	Connector W/O-Ring, 7/8"-14 Male JIC To O-Ring O-Ring
9	G6400-08 GR1037	4	Connector W/O-Ring, 3/4"-16 Male JIC To O-Ring O-Ring
10	G6802-08	4	Elbow W/O-Ring, 45°, 3/4"-16 x 3/4"-16
11	G6400-06 GR1045	6	Connector W/O-Ring, 9/16"-18 Male JIC To O-Ring O-Ring
12	GD30294	2	Plug, No. 10
13	GD29318	12	Plug
14	GD29321	8	Plug
15	GA25256	1	Valve
16	G6408-H04-0	2	Hex Socket Head Plug, 7/16"-20
17	GA21067	5	Check Valve, No. 8
18	GD35251	1	Check Valve Cap
19	GD34727	1	Orifice Flow Restrictor
20	GA24849	1	Directional Valve
21	GA24848	1	Directional Poppet Valve
22	GA25254	1	Check Valve
23	GA25255	1	Needle Valve
24	G6802-04	2	45° Adjustable Elbow, 7/16"-20 x 7/16"-20 O-Ring

(A24775)



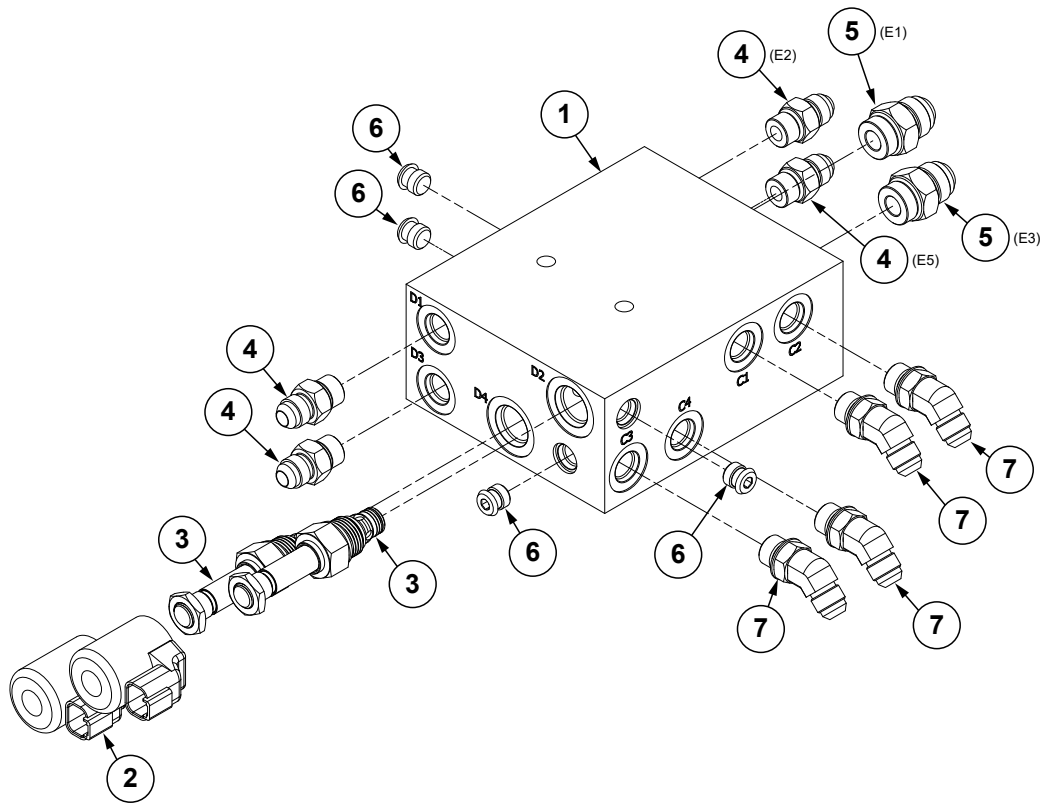
ITEM	PART NO.	QTY.	DESCRIPTION
1	GD34624	1	Valve Block
2	GA21066	4	Coil P Series
3	GA21064	4	NC Double Poppet, No. 8
4	G6400-08 GR1037	4 -	Connector W/O-Ring, 3/4"-16 Male JIC To O-Ring O-Ring
5	G6400-04 GR1465	2 -	Connector W/O-Ring, 7/16"-20 Male JIC To O-Ring O-Ring
6	G6400-06 GR1045	2 -	Connector W/O-Ring, 9/16"-18 Male JIC To O-Ring O-Ring

(A25233)



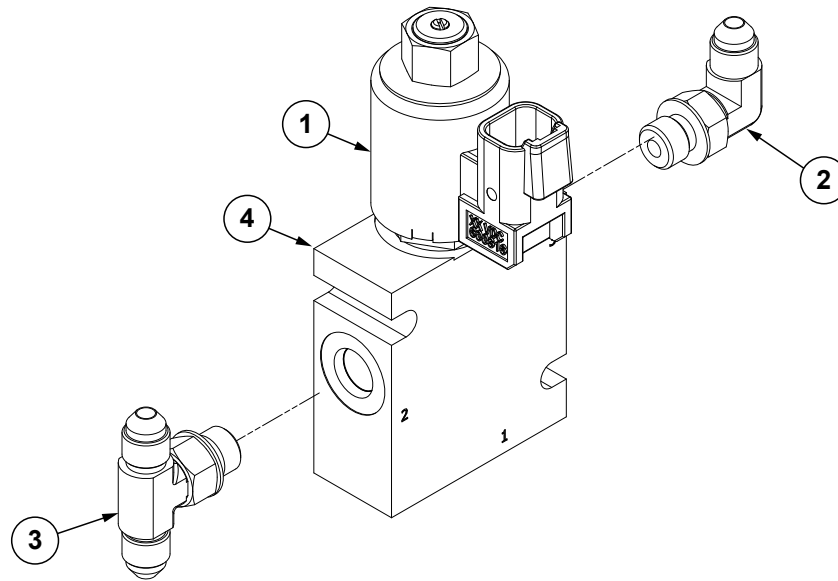
ITEM	PART NO.	QTY.	DESCRIPTION
1	GA24852	1	Solenoid Valve
2	GA21066	3	Coil P Series
3	GA21064	2	NC Double Poppet, No. 8
4	GA3413	2	Flow Control Valve
5	GD29318	4	Plug
6	G6400-06 GR1045	4 -	Connector W/O-Ring, 9/16"-18 Male JIC To O-Ring O-Ring
7	G6400-04 GR1465	2 -	Connector W/O-Ring, 7/16"-20 Male JIC To O-Ring O-Ring
8	GD29319	2	Plug
9	GD35214	1	Outer Wing Manifold Block
A	GA25233	-	Hydraulic Valve Block Assembly (Items 1-9), L.H.
B	GA25234	-	Hydraulic Valve Block Assembly (Items 1-9), R.H.

(A24771)



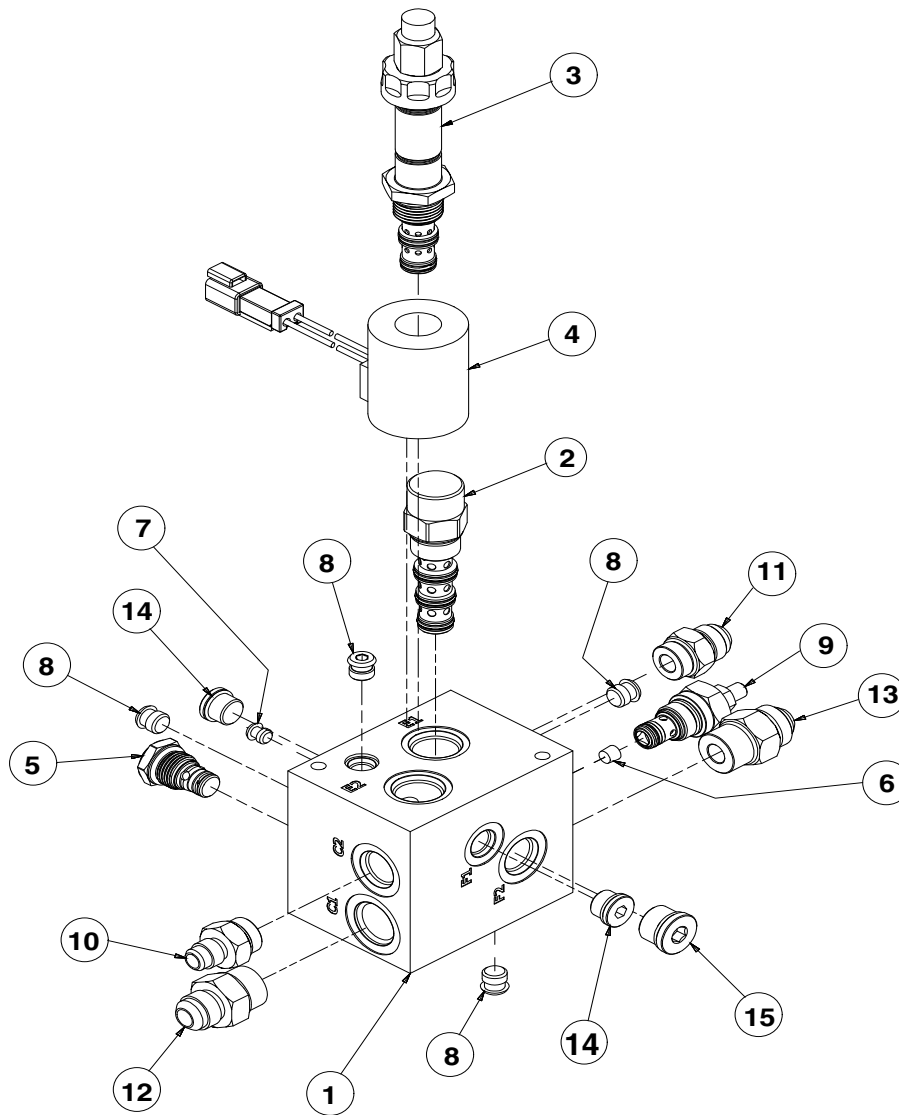
ITEM	PART NO.	QTY.	DESCRIPTION
1	GD34707	1	Fold/Marker Block
2	GA21066	2	Coil P Series
3	GA21064	2	NC Double Poppet, No. 8
4	G6400-06 GR1045	4 -	Connector W/O-Ring, 1/16\"-18 Male JIC To O-Ring O-Ring
5	G6400-08 GR1037	2 -	Connector W/O-Ring, 3/4\"-16 Male JIC To O-Ring O-Ring
6	GD29321	4	Plug
7	G6802-06-06	4	45° Elbow, 1/16\"-18 x 1/16\"-18 W/O-Ring

(A25264)



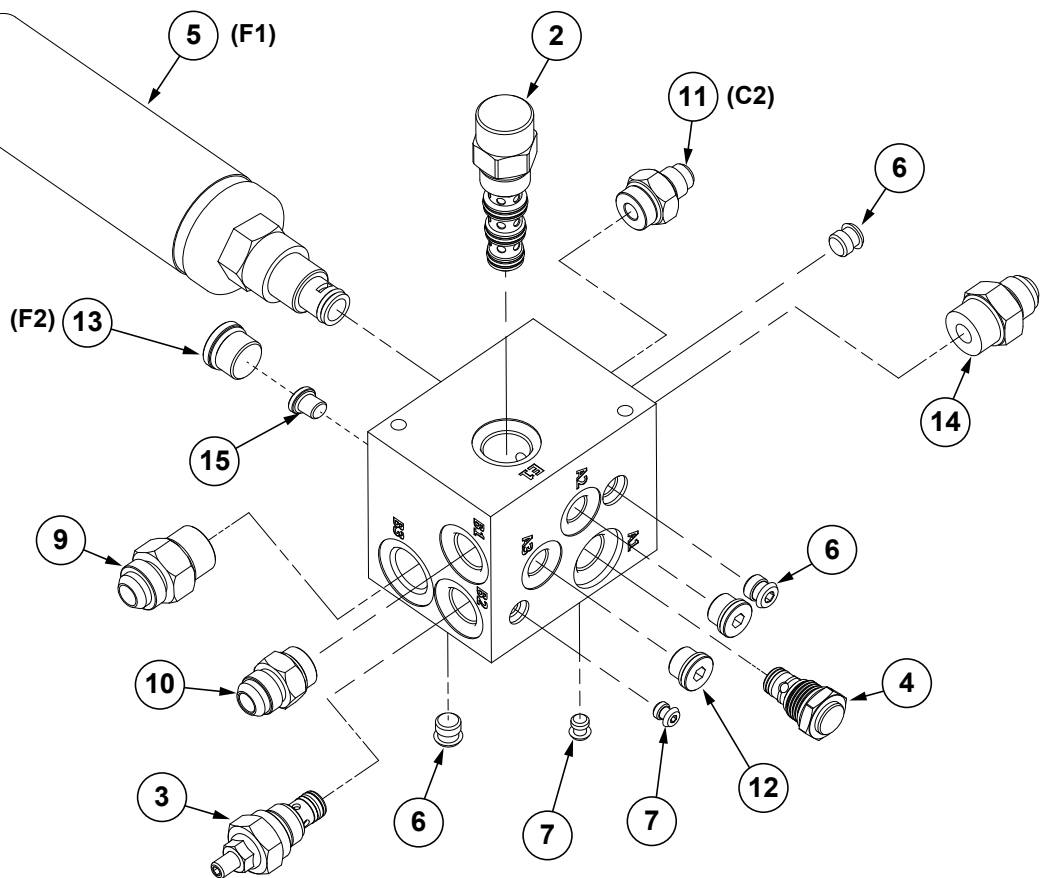
ITEM	PART NO.	QTY.	DESCRIPTION
1	GA25286	1	Manual Override Cartridge Assembly
2	G6801-04-04	1	90° Adjustable Elbow, 7/16"-20
3	G6803-04-04-04	1	Adjustable Tee, 7/16"-20
4	GD35271	1	Row Unit Control Block

(A26719)



ITEM	PART NO.	QTY.	DESCRIPTION
1	GD30571	1	Bulk Fill Fan Valve Block
2	GA20270	1	Pressure Compensator, 150 PSI
3	GA20271	1	Proportional Flow Control, 0-8 GPM
4	GA20272	1	Coil, 12VDC
5	GA21067	1	Check Valve, No. 8
6	GD29315	1	Flow Restrictor Orifice, .015" Diameter
7	GD29318	1	Plug
8	GD29321	4	Plug
9	GD35446	1	Inverse Relief 8-2
10	G6400-06-08	1	Adapter, 9/16-18 JIC, 3/4-16 O-Ring
11	G6400-08	1	Adapter, 3/4-16 JIC, 3/4-16 O-Ring
12	G6400-08-10	1	Connector W/O-Ring, 3/4"-16 Male JIC To 7/8"-14 O-Ring
13	G6400-10	1	Adapter, 7/8-14 JIC, 7/8-14 O-Ring
14	G6408-H06-O	2	O-Ring Plug, 9/16-18 Hex Soc Head
15	G6408-H08-O	1	Hex Socket Head Plug W/O-Ring, 3/4"-16

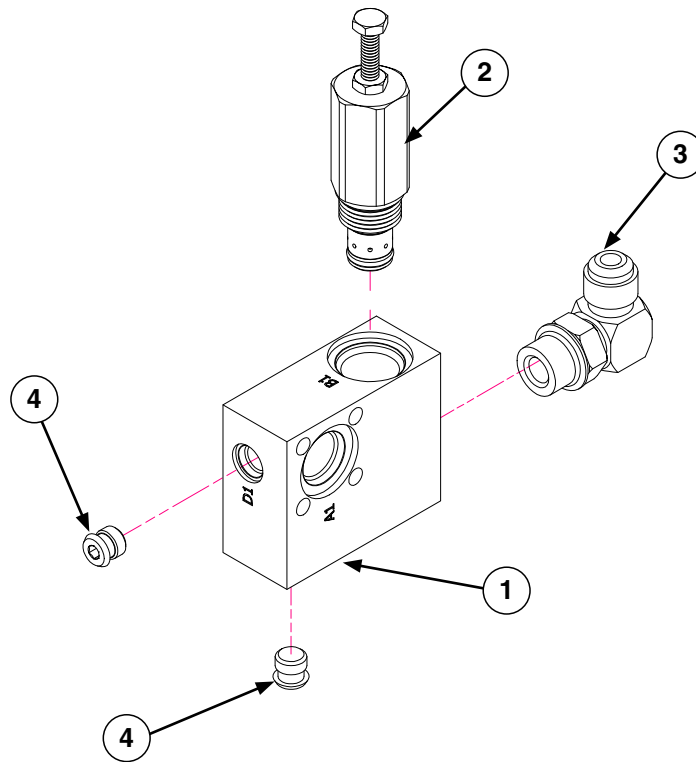
(A25431)



ITEM	PART NO.	QTY.	DESCRIPTION
1	GD35441	1	Vacuum Fan Block
2	GA20270	1	Pressure Compensator, 150 PSI
3	GD35446	1	Direct Acting Inverse Relief
4	GA21067	1	Check Valve, No. 8
5	GA11799	1	Flow Control Cartridge W/Terminals
6	GD29321	3	Plug
7	GD29318	2	Plug
8	GD29315	1	Flow Restrictor Orifice, .015" Diameter
9	G6400-10 GR1466	1 -	Connector W/O-Ring, 7/8"-14 Male JIC To O-Ring O-Ring
10	G6400-08 GR1037	1 -	Connector W/O-Ring, 3/4"-16 Male JIC To O-Ring O-Ring
11	G6400-06-08 GR1037	1 -	Connector W/O-Ring, 9/16"-18 Male JIC To 3/4"-16 O-Ring O-Ring
12	G6408-H06-O GR1045	2 -	Hex Socket Head Plug W/O-Ring, 9/16"-18 O-Ring O-Ring
13	G6408-H08-0 GR1037	1 -	Hex Socket Head Plug W/O-Ring, 3/4"-16 O-Ring O-Ring
14	G6400-08-10 GR1466	1 -	Connector W/O-Ring, 3/4"-16 Male JIC To 7/8"-14 O-Ring O-Ring
15	G6408-H04-0	1	Hex Socket Head Plug, 7/16"-20

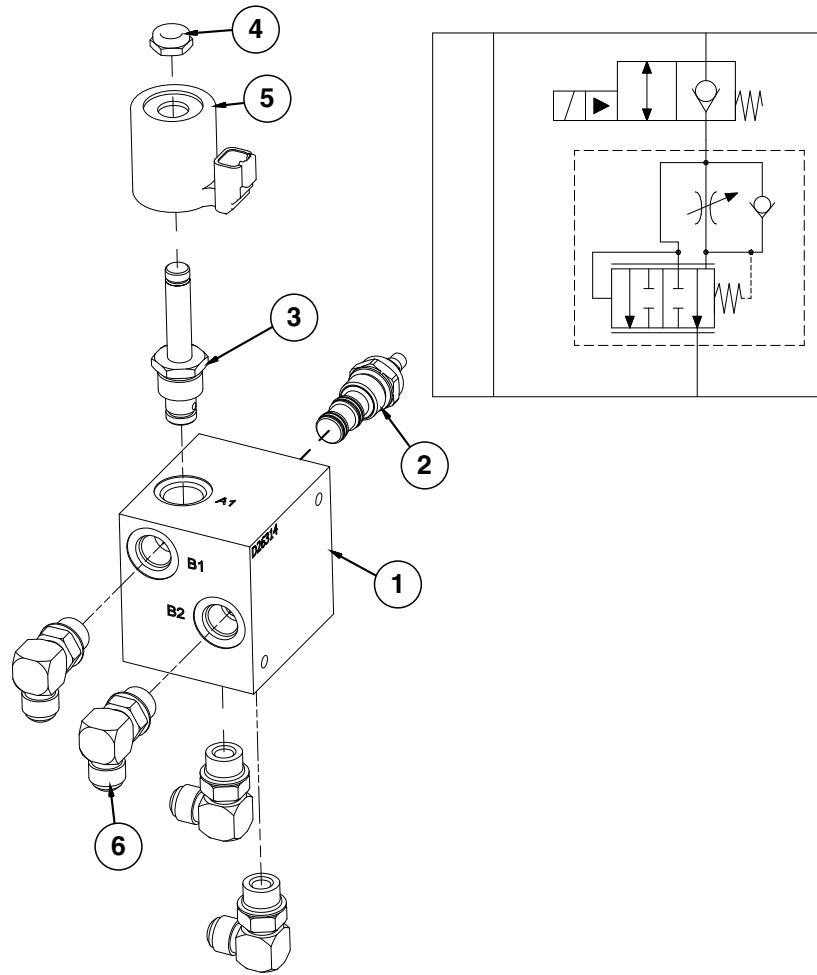
This page left blank intentionally.

(101999)



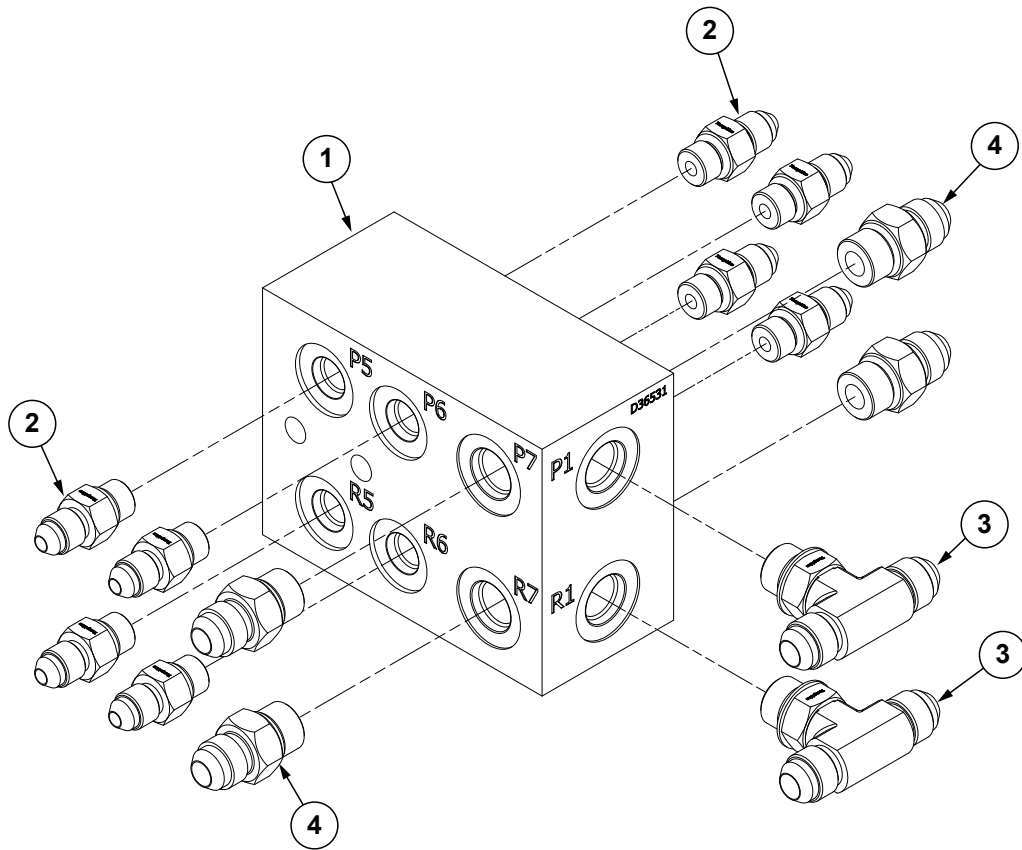
ITEM	PART NO.	QTY.	DESCRIPTION
1	G10169701	1	Manifold Hydraulic Block
2	G10053801	1	Adjustable Flow Control Valve
3	G6801-08	1	Elbow W/O-Ring, 90°, 3/4"-16 Male JIC To O-Ring
4	GD29321	1	Plug

(A18355)



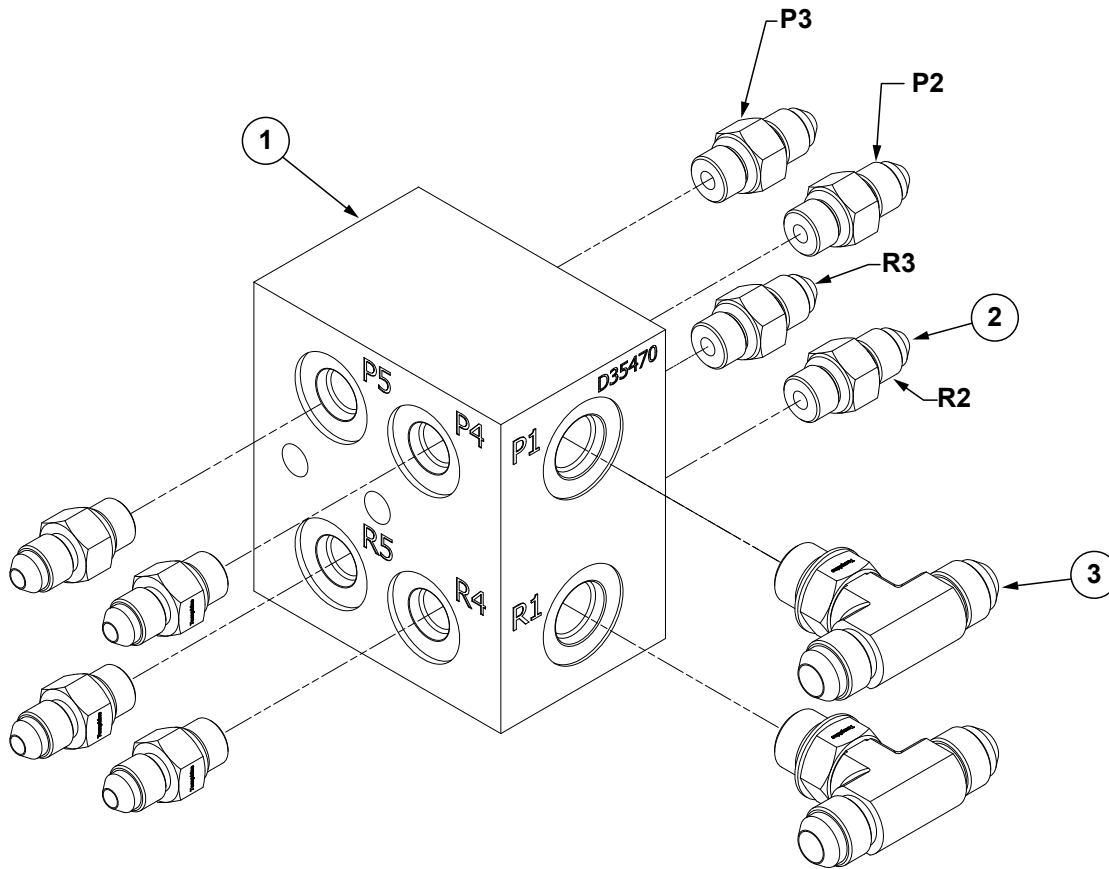
ITEM	PART NO.	QTY.	DESCRIPTION
1	GD26314	1	Fertilizer Block
2	GA18357	1	Flow Control Valve
3	GR0763	1	Cartridge
4	GR1750	1	Hex Nut
5	GA14799	1	Coil
6	G6801-08	4	Elbow W/O-Ring, 90°, 3/4"-16 x 3/4"-16

(A26493)



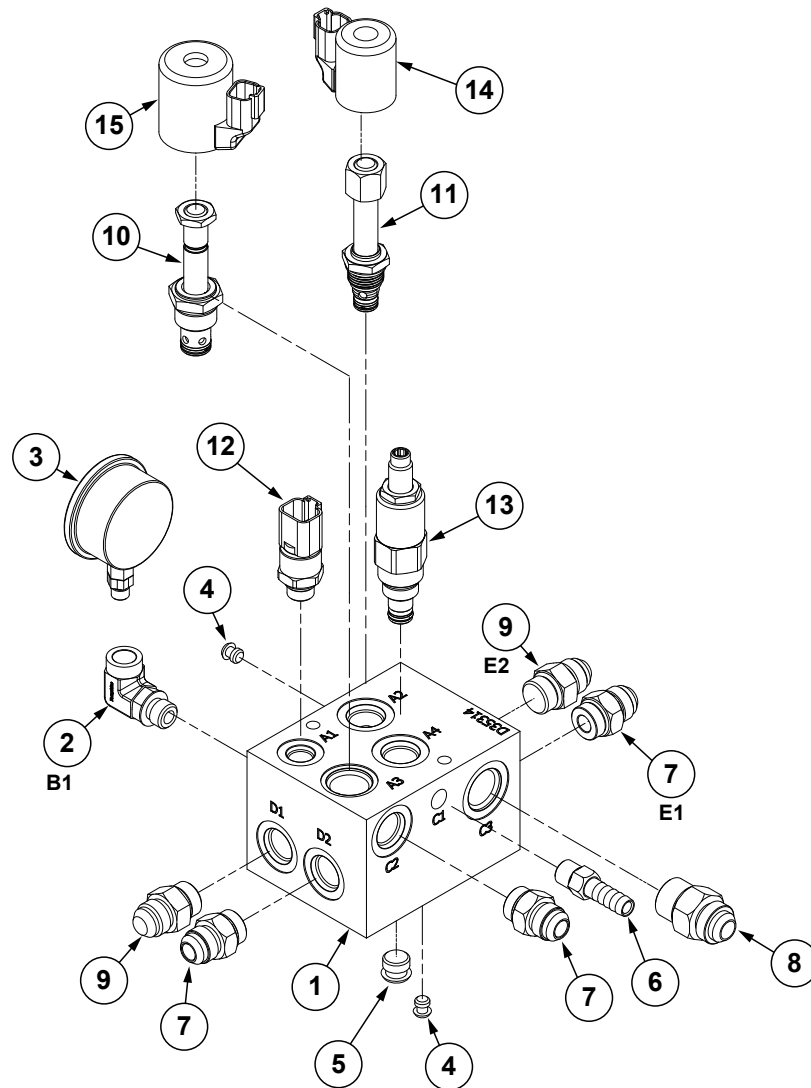
ITEM	PART NO.	QTY.	DESCRIPTION
1	GD36531	1	Hydraulic Junction Block
2	G6400-04	8	Connector W/O-Ring, 7/16"-20 Male JIC To O-Ring
	GR1465	-	O-Ring
3	G6803-06	2	Adjustable Tee, 9/16"-18
4	G6400-06	4	Connector W/O-Ring, 9/16"-18 Male JIC To O-Ring
	GR1045	-	O-Ring

(A25477)



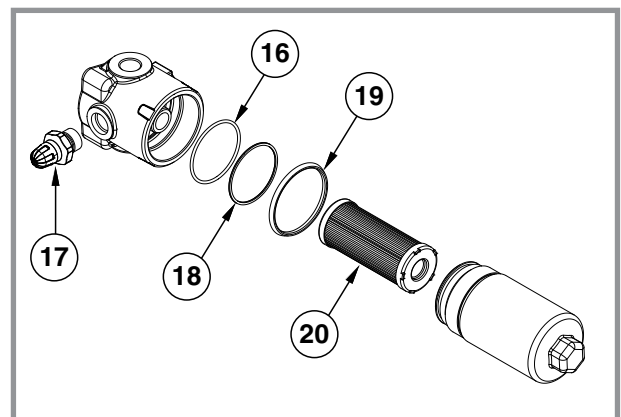
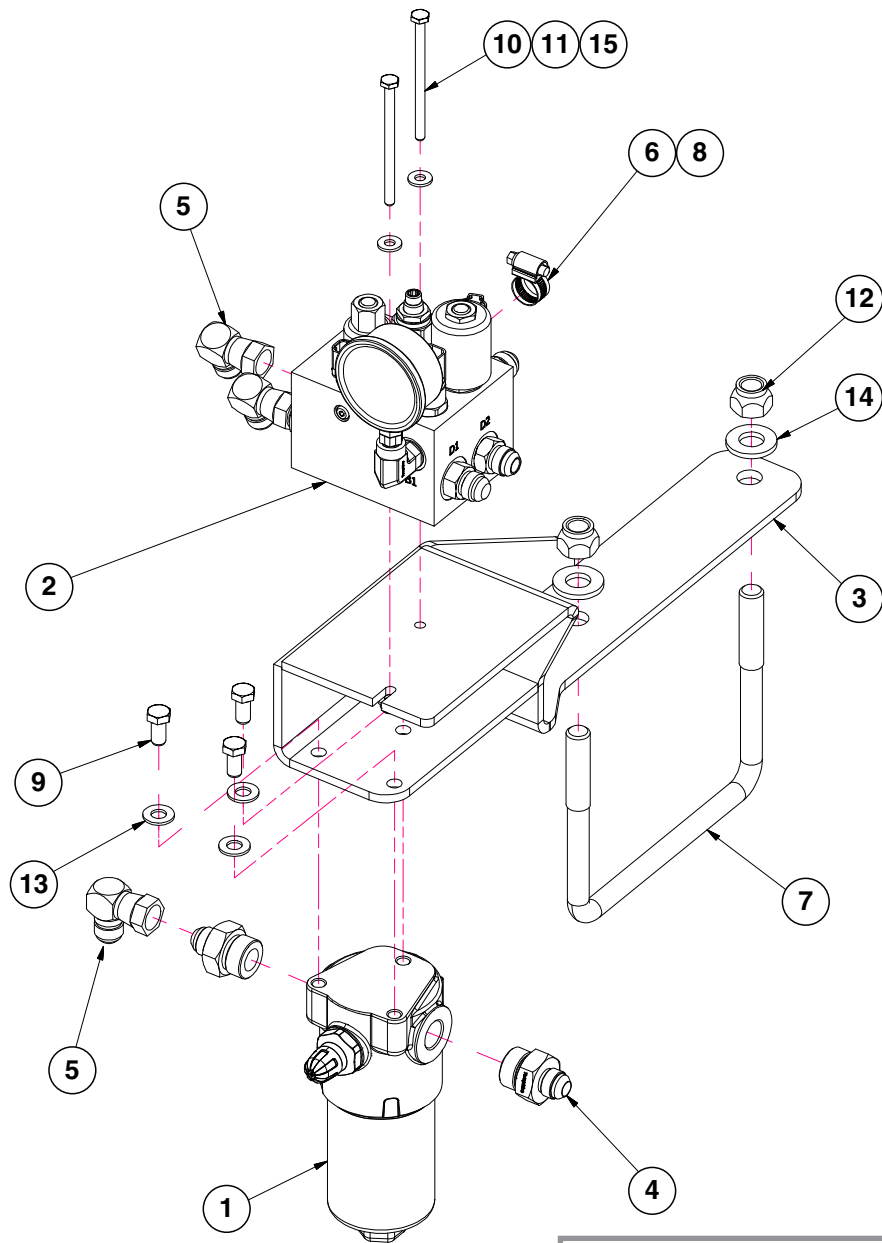
ITEM	PART NO.	QTY.	DESCRIPTION
1	GD35470	1	Block
2	G6400-04	8	Connector W/O-Ring, 7/16"-20 Male JIC To O-Ring
	GR1465	-	O-Ring
3	G6803-06	2	Tee, 9/16"-18

(A25289)



ITEM	PART NO.	QTY.	DESCRIPTION
1	GD35314	1	Manifold Block
2	G6815-06-04	1	90° Adjustable Street Elbow
3	GA26005	1	Pressure Gauge
4	GD29318	2	Plug
5	GD29319	1	Plug
6	GD11700	1	Adapter, 1/4" NPT To 3/8" Barb
7	G6400-08 GR1037	3 -	Connector W/O-Ring, 3/4"-16 Male JIC To O-Ring O-Ring
8	G6400-10 GR1466	1 -	Connector W/O-Ring, 7/8"-14 Male JIC To O-Ring O-Ring
9	GA20252	2	Check Valve
10	GA25390	1	Solenoid, No. 10, Single Poppet
11	GA25389	1	Solenoid, No. 8, Single Poppet
12	G10568101	1	Pressure Sensor
13	GA25982	1	Direct Relief
14	GA25403	1	Coil, 12V
15	GA25404	1	Coil, 12V

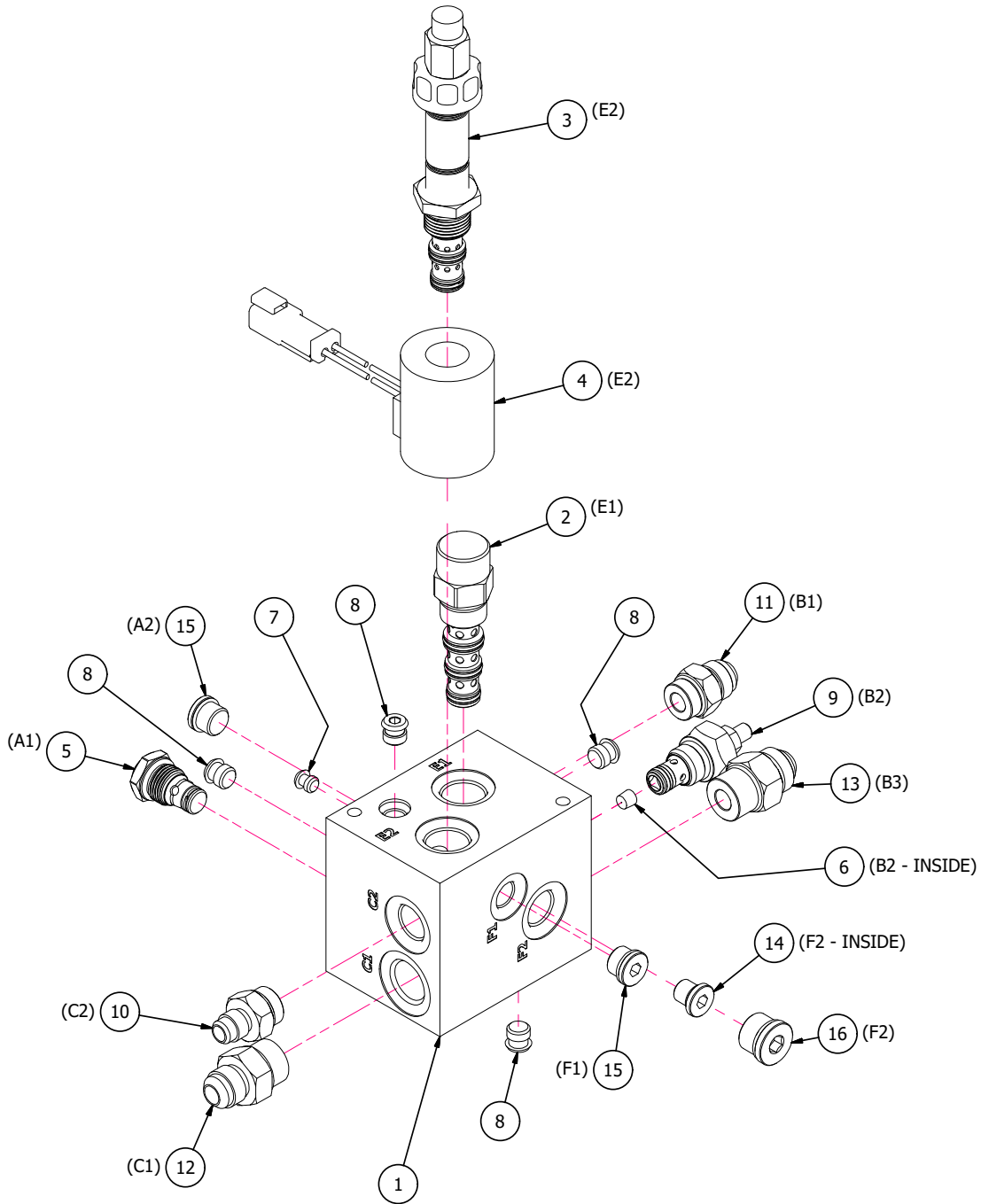
(102915)



ITEM	PART NO.	QTY.	DESCRIPTION
1	GA25857	1	Inline Filter Assembly
2	GA25289	1	See "Down Force Manifold Block Assembly" on page P222
3	GA26841	1	Mount Plate
4	G6400-08-12	2	Adapter, 3/4"-16 Male JIC to 1-1/16"-12 O-Ring
5	G6500-08	3	Swivel Elbow, 90°, 3/4"-16 Male JIC To Female
6	GD6279-03	1	Clear PVC Tubing, 3/8" x 28" (*Hose not stocked by Kinze repair parts, but is available in bulk. Order GD6279-00.)
7	GD16598	1	U-Bolt, 4" x 7" x 5/8"-11
8	G10681	1	Hose Clamp, No. 6
9	G10002	3	Hex Head Cap Screw, 3/8"-16 x 3/4"
10	G11135	2	Hex Head Cap Screw, 1/4"-20 X 3 3/4"
11	G10110	2	Lock Nut, 1/4"-20, Grade B
12	G10107	2	Lock Nut, 5/8"-11
13	G11387	3	Hardened Washer, 3/8" SAE
14	G11391	2	Flat Washer, 5/8" SAE
15	G11385	4	Flat Washer, 1/4" SAE
16	**R2367	1	Sealing O-Ring
17	GR2361	1	Flow Indicator
18	**R2366	1	Anti-Extrusion Ring
19	**R2365	1	External O-Ring
20	GD35835	1	Replacement Filter Cartridge
A	GR2368	1	Replacement Seal Kit for Inline Filter Assembly (Item 1), includes items 16, 18, 19.

**Item is part of seal kit, item can not be purchased individually.

(A26164)



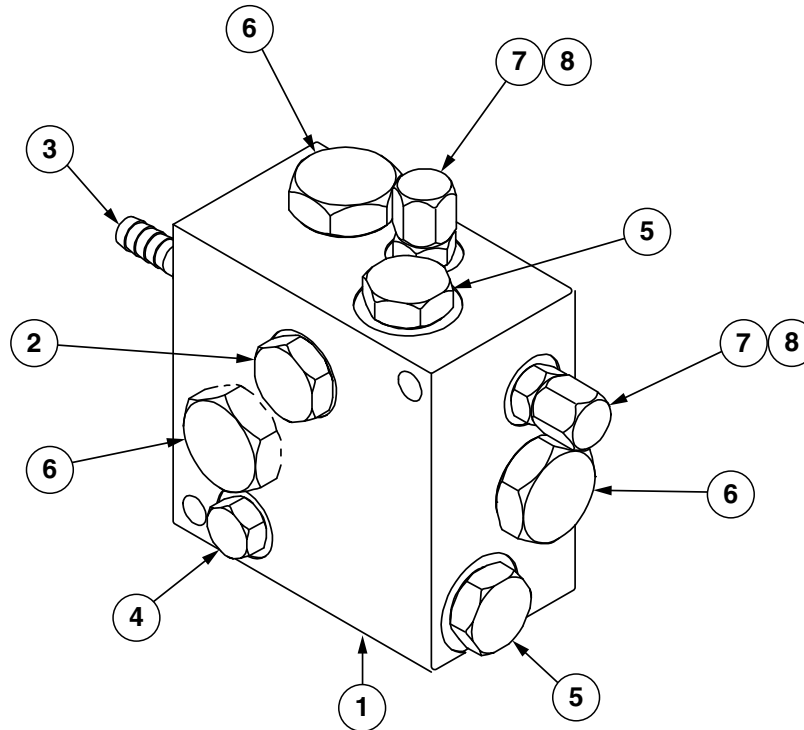
ITEM	PART NO.	QTY.	DESCRIPTION
1	GD30571	1	Fan Valve Block
2	GA20270	1	Pressure Compensator, 150 PSI
3	GA20271	1	Proportional Flow Control, 0-8 GPM
4	GA20272	1	Coil, 12VDC
5	GA21067	1	Check Valve, No. 8
6	GD29315	1	Flow Restrictor Orifice, .015" Diameter
7	GD29318	1	Plug
8	GD29321	4	Plug
9	GD35446	1	Inverse Relief 8-2
10	G6400-06-08	1	Connector W/O-Ring, 9/16"-18 Male JIC To 3/4"-16 O-Ring
11	G6400-08	1	Connector W/O-Ring, 3/4"-16 Male JIC To O-Ring
12	G6400-08-10	1	Connector W/O-Ring, 3/4"-16 Male JIC To 7/8"-14 O-Ring
13	G6400-10	1	Connector W/O-Ring, 7/8"-14 Male JIC To O-Ring
14	G6408-H04-0	1	Hex Socket Head Plug, 7/16"-20
	GR1465	-	O-Ring
15	G6408-H06-0	2	Hex Socket Head Plug W/O-Ring, 9/16"-18 O-Ring
	GR1045	-	O-Ring
16	G6408-H08-0	1	Hex Socket Head Plug W/O-Ring, 3/4"-16
	GR1037	-	O-Ring

Master Cylinder Manifold Block

Model 4805

M0314-02

(102469)



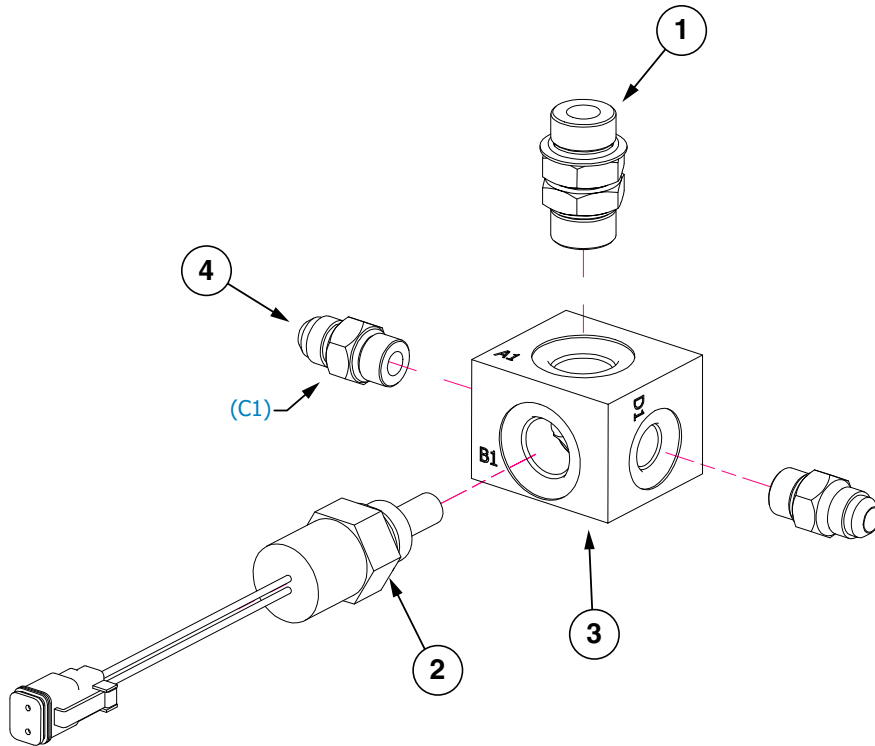
ITEM	PART NO.	QTY.	DESCRIPTION
1	GD16188	1	Fan Junction Block
2	GA11934	1	Case Drain Relief Cartridge
3	GD11700	1	Barb Fitting, 1/4" NPT x 3/8"
4	G6408-06	1	Plug W/O-Ring, 9/16"-18 O-Ring
5	G6408-10	3	Plug W/O-Ring, 7/8"-14 O-Ring
6	G6408-12	3	Plug W/O-Ring, 1 1/16"-12 O-Ring
7	G6400-06	2	Connector W/O-Ring, 9/16"-18 Male JIC To O-Ring
8	G304-C-06	2	Cap Nut, 9/16"-18

PTO Reservoir Hydraulic Block

M0314-02

Model 4805

(100877)



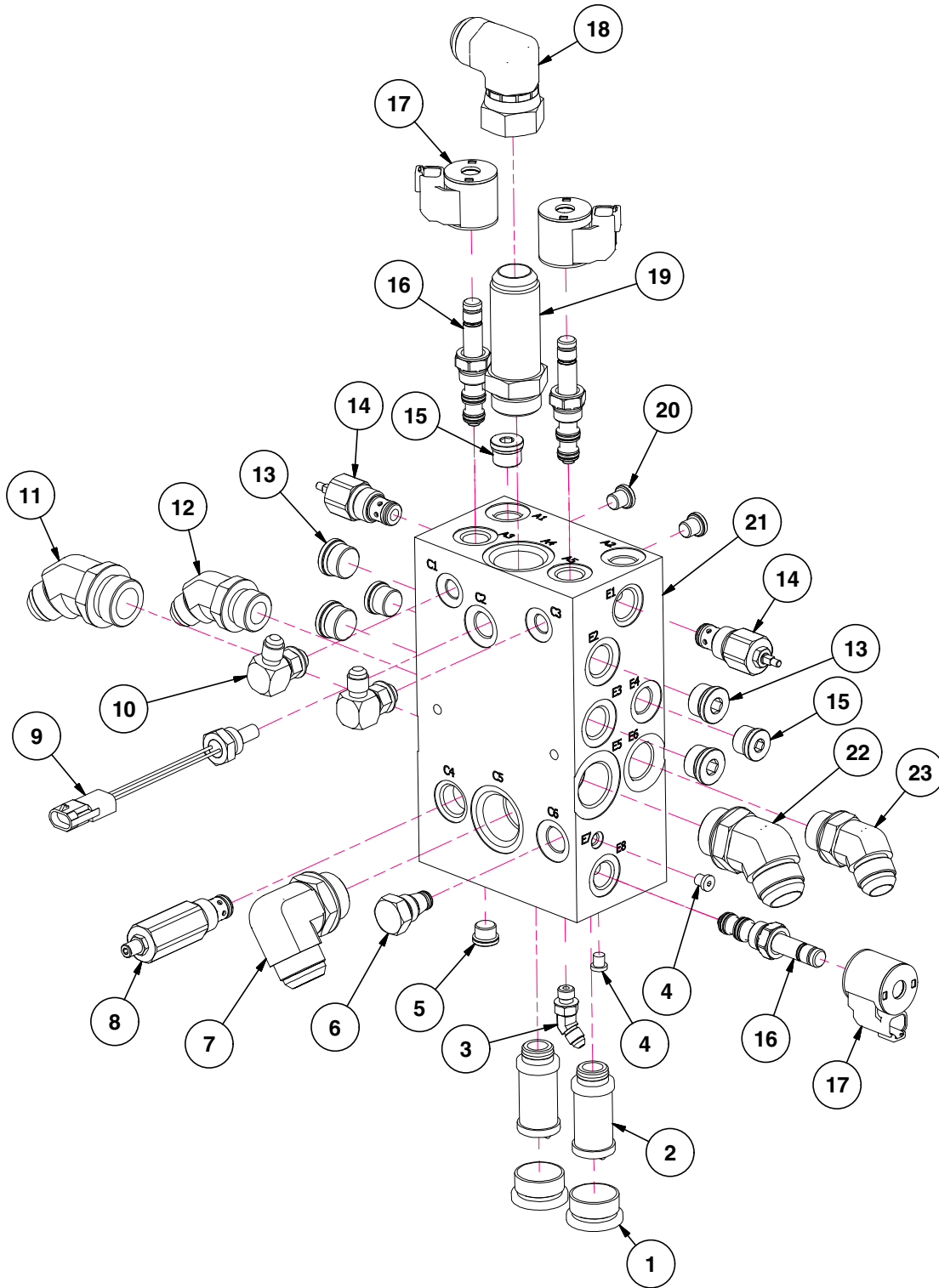
ITEM	PART NO.	QTY.	DESCRIPTION
1	G6403-NWO-08	1	Adjustable Union, 3/4"-16 O-Ring
2	G10098201	1	Temperature Sensor
3	G10087601	1	Manifold Hydraulic Block
4	G6400-06	2	Adapter, 9/16"-18 JIC to O-Ring

PTO Reservoir Main Hydraulic Block

Model 4805

M0314-02

(102024/IP1702)



PTO Reservoir Main Hydraulic Block

M0314-02

Model 4805

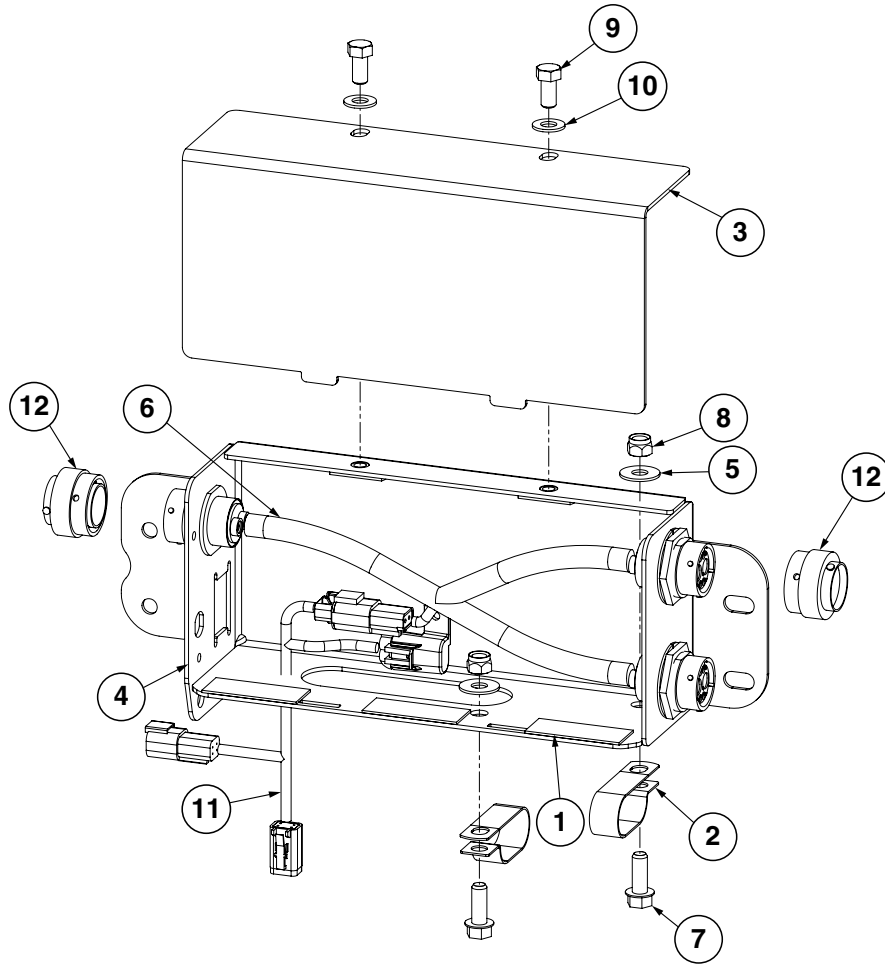
ITEM	PART NO.	QTY.	DESCRIPTION
1	G6408-HHP-16	2	Hex Plug W/O-Ring, 1 ⁵ / ₁₆ "-12
2	GR2312	2	Manifold Filter Cartridge
3	G6802-04	1	45° Adjustable Elbow, 7 ¹ / ₁₆ "-20 x 7 ¹ / ₁₆ "-20 O-Ring
4	G6408-H02-0	2	Hex Socket O-Ring Plug, 5 ¹ / ₁₆ "-24
5	G6408-H06-O	1	Hex Socket Head Plug W/O-Ring, 9 ¹ / ₁₆ "-18 O-Ring
6	G10088001	1	Filter Cartridge, SAE 8
7	G6801-16 GR1786	1 -	Elbow W/O-Ring, 90°, 1 5/16"-12 Female JIC To O-Ring O-Ring
8	G10499801	1	Pressure Relief Valve, 3000 PSI, V2
9	G10087001	1	Temperature Sensor, 100°
10	G6801-06 GR1045	2 -	Elbow W/O-Ring, 90°, 9/16"-18 Male JIC To O-Ring O-Ring
11	G6802-12-16	1	45° Adjustable Elbow, 1 1/16"-12 x 1 1/16"-12 O-Ring
12	G6802-10-12	1	45° Adjustable Elbow, 7/8"-14 x 1 1/16"-12 O-Ring
13	G6408-H10-0	4	Hex Socket Head Plug W/O-Ring, 7/8"-14 O-Ring
14	G10221701	2	Flow Control Cartridge
15	G6408-H08-0	3	Hex Socket Head Plug W/O-Ring, 3/4"-16 O-Ring
16	G10086601	3	3-Way Cartridge, SV08-30
17	G10086901	3	Coil, 12V
18	G6500-16	1	Swivel Elbow, 90°, 1 5/16"-12
19	G6400-L-16	1	Long Adapter, 1 5/16"-12 JIC, 1 5/16"-12 O-Ring
20	G6408-H04-0	2	Hex Socket Head Plug, 7/16"-20
21	G10202501	1	Manifold Block
22	G6802-16	1	45° Adjustable Elbow, 1 5/16"-12 JIC x 1 5/16"-12 O-Ring
23	G6802-12	1	Elbow W/O-Ring, 45°, 1 1/16"-12 Male JIC To 7/8"-14 O-Ring

Blue Drive Bus Box Assembly

Model 4805

M0314-02

(101976)



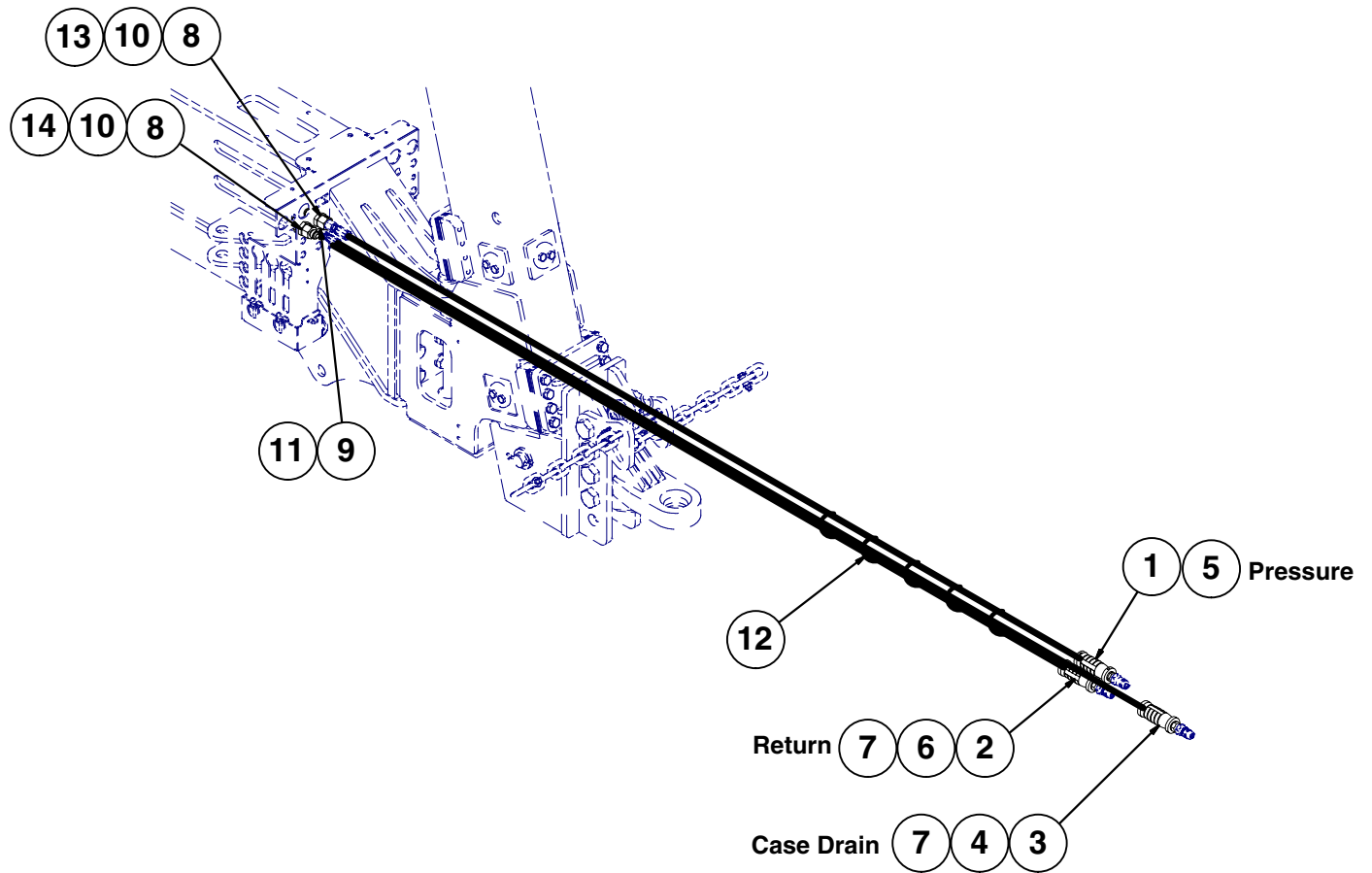
ITEM	PART NO.	QTY.	DESCRIPTION
1	GD35921	3	Rubber Pad, 1/16"
2	GD35449	2	Double Tube Clamp, 1"
3	G10197301	1	Bus Box Cover
4	G10197701	1	Bus Box Base
5	G10210	2	Washer, 3/8" USS
6	G10291901	1	12V Bus Harness
7	G11124	2	Hex Serrated Flange Cap Screw, 3/8"-16 x 1"
8	G10108	2	Lock Nut, 3/8"-16
9	G10002	2	Hex Head Cap Screw, 3/8"-16 x 3/4"
10	G11387	2	Hardened Washer, 3/8" SAE
11	G10292601	1	PTO System 12V Power Harness
12	GD32061	2	Dust Cap

Hydraulic Hose to Tractor, Dry Fertilizer

M0314-02

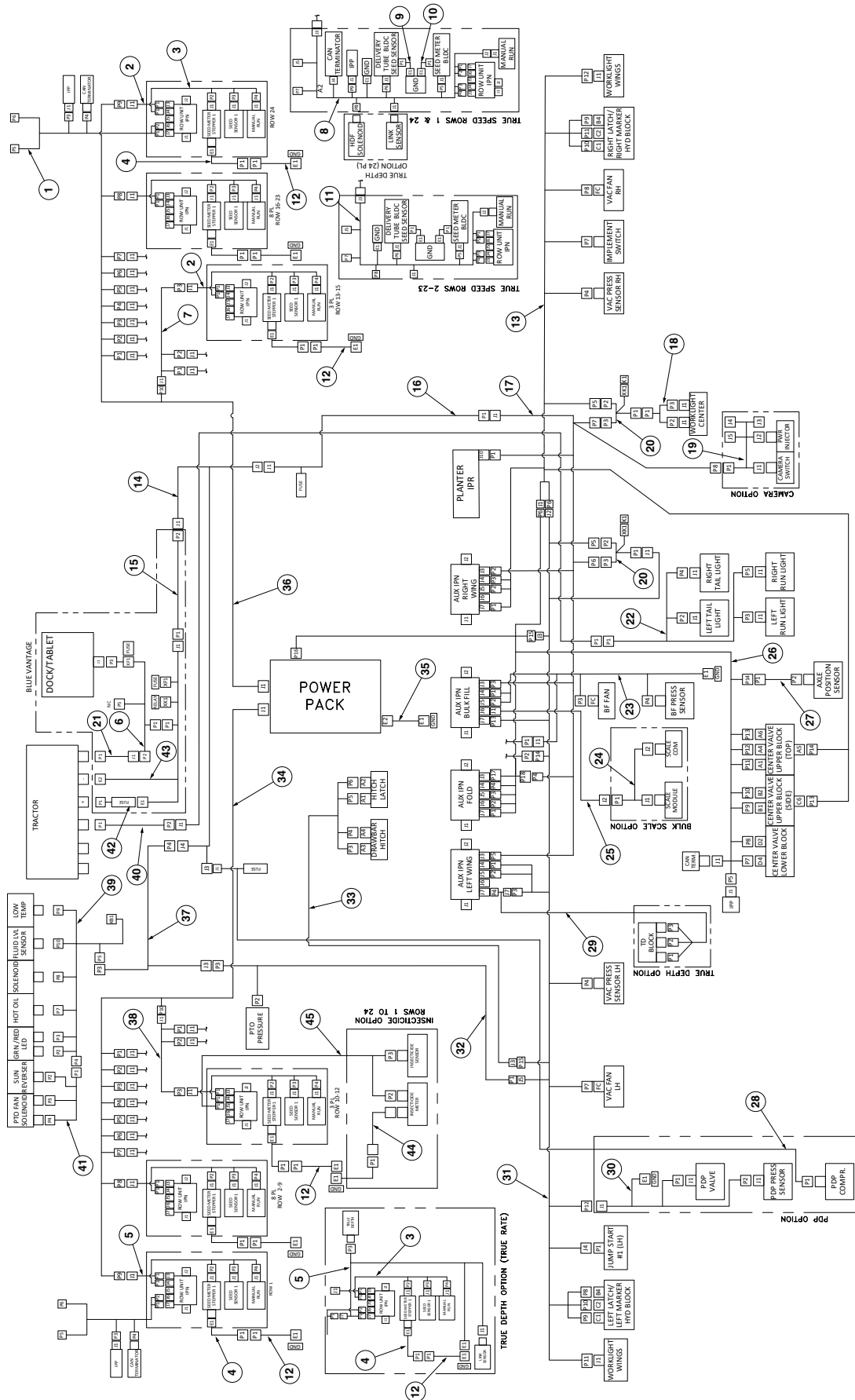
Model 4805

(105230)



ITEM	PART NO.	QTY.	DESCRIPTION
1	*A18692-115	1	Hose Assembly, 1/2" x 115" (08F - 1/2" Male NPTF), W/Extension, W/Tip
2	*A21546-115	1	Hose Assembly, 5/8" x 115" (10F - 1/2" Male NPTF)
3	*A26938-115	1	Hose Assembly, 3/8" x 115" (08F - 1/2 Male NPTF), W/Extension, W/Tip
4	GA26924-11	1	Hose Label Cover Assembly, Orange Case Drain
5	GA26924-12	1	Hose Label Cover Assembly, Brown Extend
6	GA26924-13	1	Hose Label Cover Assembly, Brown Retract
7	GD25522	2	Hydraulic Tip Cover
8	G2700-12	2	Bulkhead Tube Union, 1 1/16"-12 Male JIC
9	G2700-06-06	1	Bulkhead Tube Union, 9/16"-18 Male JIC
10	G306-12	2	Lock Nut, 1 1/16"-12
11	G306-06	1	Lock Nut, 9/16"-18
12	GD19383-01	1	Hose Wrap, 90"
13	G2406-12-08	1	Reducer Tee, 1-1/16"-12 JIC x 3/4"-16
14	G2406-12-10	1	Reducer, 1-1/16"-12 JIC x 7/8"-14

(Z0386)



Base Machine Electrical Schematic

M0314-02

Model 4805

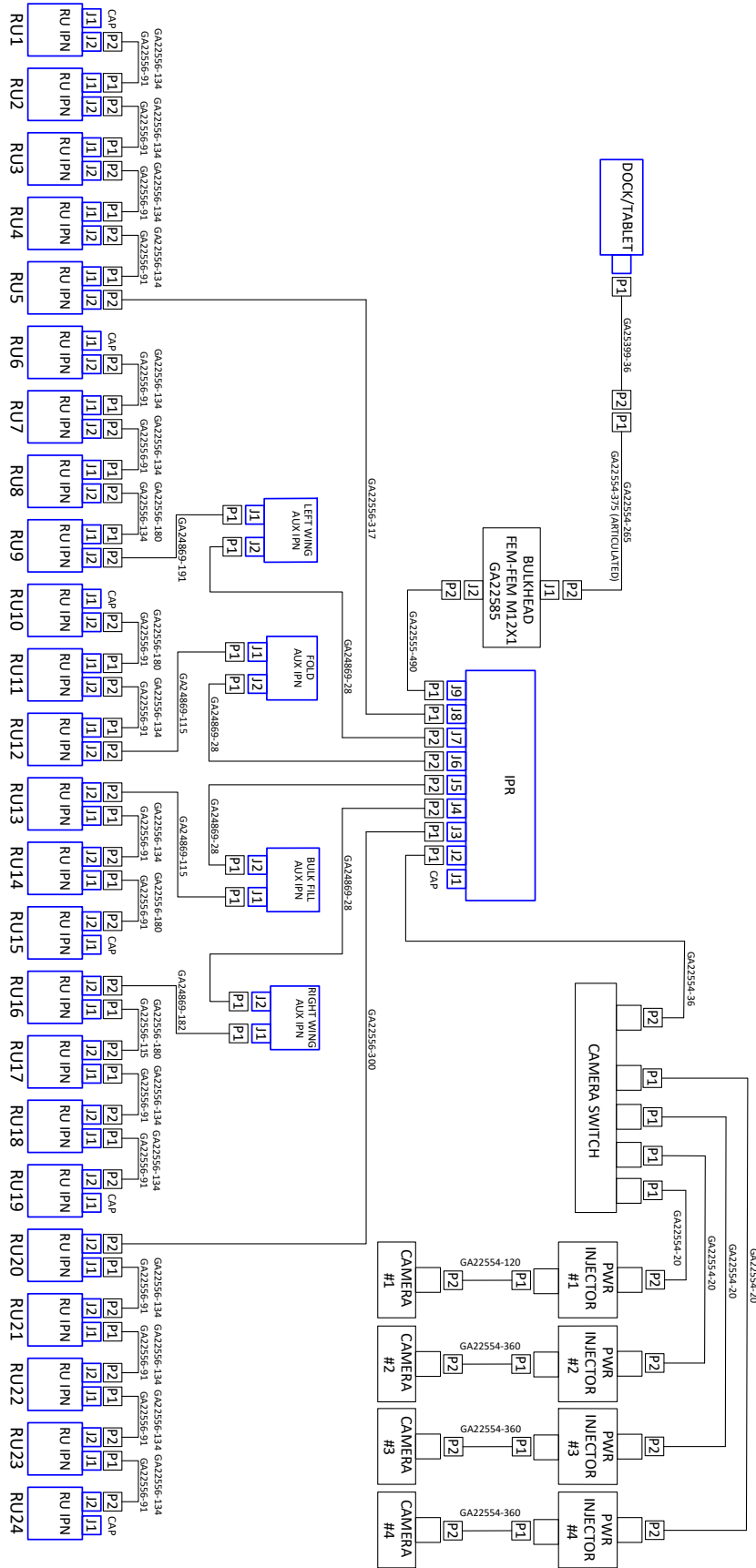
ITEM	PART NO.	QTY.	DESCRIPTION
1	GA25711	2	Liquid Fertilizer Wing IPP Harness
2	GA25029	24	Row Unit Power Extension Harness
3	GA25203	-	4K Row Unit Seed Meter Harness
4	GA20711	-	Seed Meter Motor ESD Drain Harness
5	GA26709	24	Integrated True Depth Row Unit Harness
6	GA25031	1	Tractor Console Harness
7	GA25599	1	24V Power Harness, Rows 13-15
8	GA26981	2	True Speed Row Unit Harness w/ IPP
9	G10213602	1	ESD Ground Strap Harness, HSSD
10	G10213601	1	ESD Ground Strap Harness, HSSD
11	GA26982	22	True Speed Row Unit Harness
12	GA20712	48	Row Unit ESD Drain Harness
13	G10518501	1	Right Wing IPN Harness
14	G10291901	1	12V Bus Box Harness
15	G10060901	1	Tractor Power Extension Harness, 10'
	G10060902	1	Tractor Power Extension Harness, 16'
16	G10210601	1	12V Power Harness, 60'
17	G10394101	1	Power Harness
18	GA25171	1	Catwalk Worklights Harness
19	G10269201	1	Camera Power Harness
20	GA22547	2	Worklight Relay Harness
21	GA26751	3	EU Power Adapter Harness
22	GA25159	-	12V EU Taillight Harness
23	GA25593	1	Bulk Fill IPN Harness
24	G10242801	1	Bulk Fill Scale CAN Cable
25	G10286102	1	CAN Stub Harness
26	G10479001	1	Fold IPN Harness
27	GA25166	1	Axle Position Relay Harness
28	G10188102	1	12V Air Pump Harness w/Fuse
29	GA26711	1	Integrated True Depth Harness
30	GA25653	1	Pneumatic Downpressure (PDP) Harness
31	G10394301	1	Left Wing IPN Harness
32	G10200201	1	PTO Harness, 290"
33	GA25591	1	Drawbar Hitch Harness
34	GA25596	1	24V Power Harness, Rows 1-9
35	GA25997	-	Cable, 4 Gauge, 44"
36	GA25597	1	24V Power Harness, Rows 16-24
37	G10292601	1	12V PTO System Power Harness
38	GA25598	1	24V Power Harness, Rows 10-12
39	G10200301	1	PTO Assembly Harness
40	GA25170	1	Taillight Extension Harness, EU
	GA25207	1	Taillight Extension Harness, US
41	G10218401	1	PTO Reverser Harness
42	G10049501	1	Tractor Battery Connection Harness and Fuse Kit
43	G10211901	1	Tractor Power Harness
44	GA20710	24	Insecticide Motor ESD Drain Harness
45	GA22522	24	Insecticide Harness

Ethernet Interconnect Electrical Schematic

Model 4805

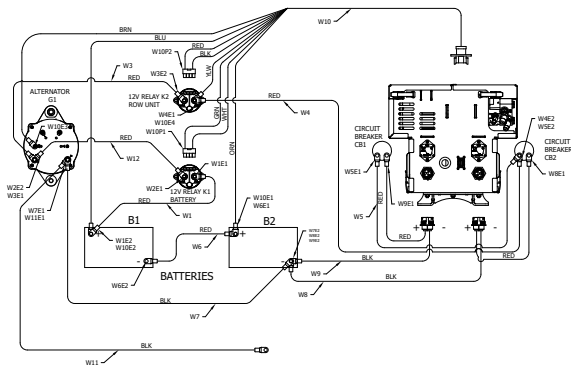
M0314-02

(Z0380)

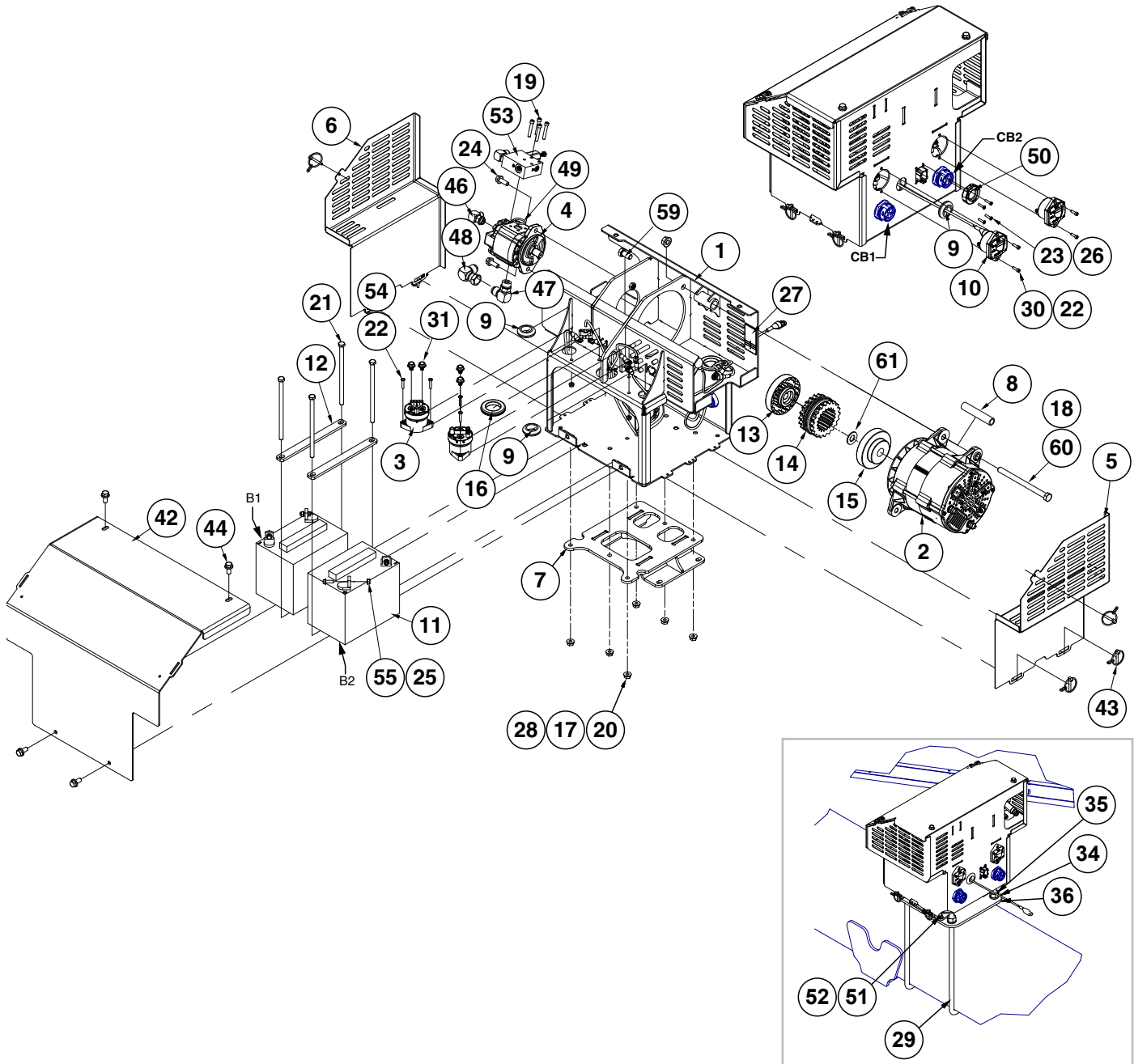


ITEM	PART NO.	QTY.	DESCRIPTION
-	GA22554-120	1	Ethernet Cable (M12 STR-M12 STR), 120"
-	GA22554-20	4	Ethernet Cable (M12 STR-M12 STR), 20"
-	GA22554-36	1	Ethernet Cable (M12 STR-M12 STR), 36"
-	GA22554-360	3	Ethernet Cable (M12 STR-M12 STR), 360"
-	GA22556-115	1	Ethernet Cable (M12 RA-M12 RA), 115"
-	GA22556-134	1	Ethernet Cable (M12 RA-M12 RA), 134"
-	GA22556-180	4	Ethernet Cable (M12 RA-M12 RA), 180"
-	GA22556-300	1	Ethernet Cable (M12 RA-M12 RA), 300"
-	GA22556-91	16	Ethernet Cable (M12 RA-M12 RA), 91"
-	GA24869-115	2	Ethernet Cable (M12 RA Special-M12 RA), 115"
-	GA24869-182	1	Ethernet Cable (M12 RA Special-M12 RA), 182"
-	GA24869-191	1	Ethernet Cable (M12 RA Special-M12 RA), 191"
-	GA24869-28	2	Ethernet Cable (M12 RA Special-M12 RA), 28"

(10112901)



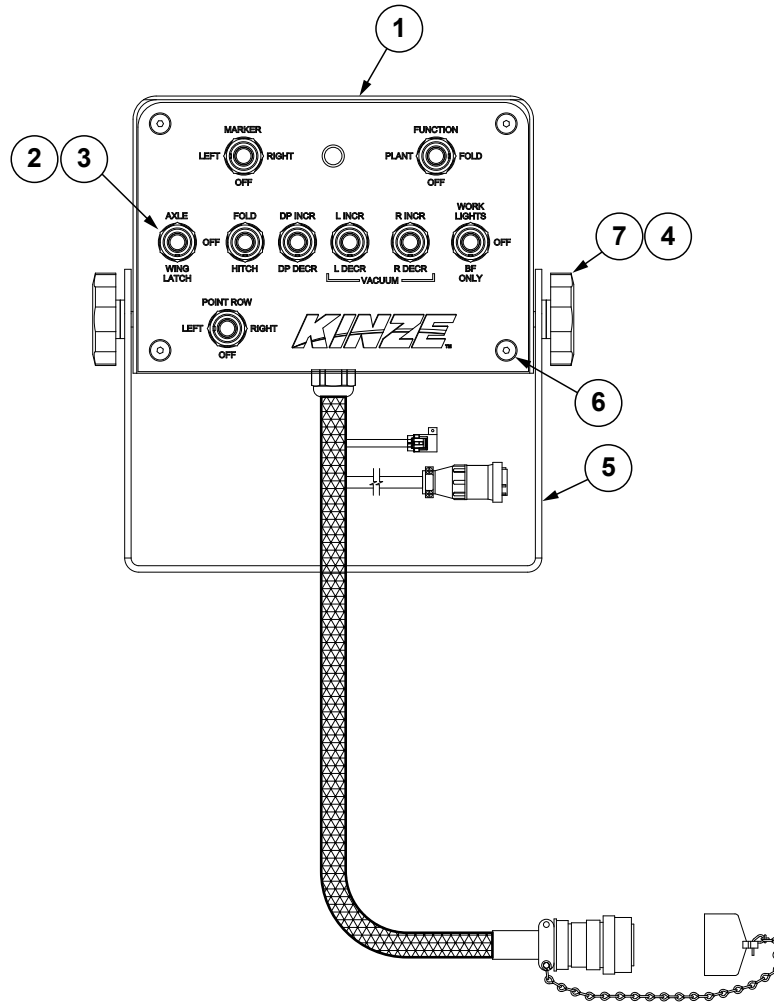
COMPONENT HOOKUP CHART							
ITEM #	REF DES	FROM	USED W/ ITEM	TO	USED W/ ITEM	COLOR	FUNCTION
32	W1	B1+	E2	K1A2-	E1	RED	PWR
45	W12	K1A1+	E1	CB1+	E2	RED	PWR
40	W3	CB1+	E1	K2A1+	E2	RED	PWR
35	W4	K2A2-	E1	CB2LINE	E2	RED	PWR
34	W5	CB2LINE	E1	CB2LINE	E2	RED	PWR
41	W6	B2+	E1	B1-	E2	RED	PWR
35	W7	B2-	E2	GB2-	E1	BLK	GND
37	W8	PAN	J1	CB2LOAD	E1	RED	PWR
				B2-	E2	BLK	GND
36	W9	PAN	J1	CB1LOAD	E1	RED	PWR
				B2-	E2	BLK	GND
38	W10	PAN	J1	K2	P2	RED-BLK	RU PWR RELAY (PWR&GND)
				AC	E3	BLK	ALTERNATOR SENSE FREQ
				K2A2-	E4	YELW	RU PWR FEEDBACK
				K1	P1	GRN-WHT	BATTERY PACK RELAY (PWR&GND)
				B1+	E2	BLU	BATTERY #1 VOLTAGE MONITOR
39	W11	GB2-	E1	NC	E2	BLK	BATTERY #2 VOLTAGE MONITOR
							PLANTER GROUND



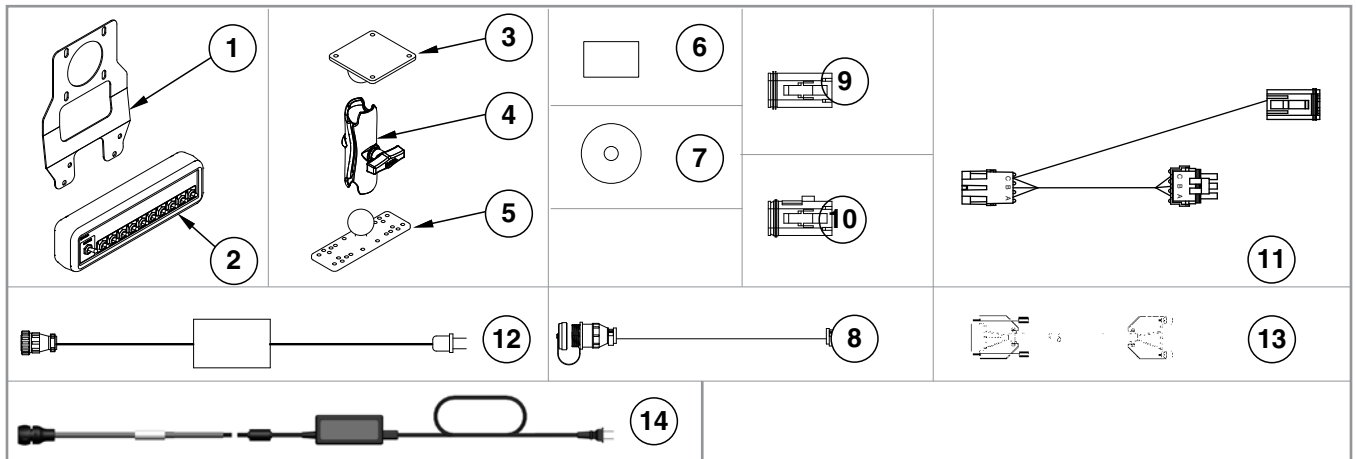
ITEM	PART NO.	QTY.	DESCRIPTION
1	GA26839	1	Battery Box
2	GA26673	1	Alternator
3	GA26674	2	Contactor
4	G10169501 G10130601	1	Hydraulic Motor Seal Kit
5	GD36822	1	Battery Box Vent
6	GD36821	1	Battery Box Vent
7	GA26681	1	Base Mount
8	G10318901	1	Sleeve, ¾" x 3.85"
9	GD22200	3	Grommet, 1"
10	GD28354	2	Circuit Breaker, 100 Amp Panel Mount
11	G10478801	2	Battery, 12 Volt
12	G10114001	2	Battery Strap
13	GD36680	1	Half Coupler
14	GD36681	1	Sleeve W/Retaining Ring
15	GD36682	1	Half Coupler
16	GR2126	2	1½" Push-In Grommet
17	G10001	6	Hex Head Cap Screw, ⅜"-16 x 1"
18	G10071	1	Serrated Flange Nut, ½"-13
19	G11418	4	Hex Socket Head Cap Screw, ¼" x 1½"
20	G10622	6	Serrated Flange Nut, ⅜"-16
21	G10954	4	Hex Head Cap Screw, ⅜"-16 x 7"
22	G10992	8	Serrated Flange Nut, No. 10-24
23	G11067	4	Phillips Pan Head Machine Screw, No. 8-32 x ¾", Stainless Steel
24	G11124	2	Hex Serrated Flange Cap Screw, ⅜"-16 x 1"
25	G11166 G11409	3 1	Hex Socket Flange Cap Screw, ¼"-20 x ¾" Hex Socket Flange Cap Screw, ¼"-20 x 1"
26	G11202	4	Lock Nut W/Nylon Insert, No. 8-32, Stainless Steel
27	---	-	---
28	G11387	6	Flat Washer, ⅜" SAE
29	GD25499	2	U-Bolt, 8" x 16" x ¾"-10
30	G11588	4	Hex Socket Head Cap Screw, No. 10-24 x ⅝"
31	G12219-12	4	Hex Serrated Flange Cap Screw, M8-1.25 x 12
32	GA26683	1	Red Cable, 4 Gauge x 15"
33	GA26684	1	Red Cable, 4 Gauge x 28"
34	G10231	4	Spring Lock Washer, ¾"
35	G10105	4	Hex Nut, ¾"-10
36	GD27019	1	Power Pack Mount
37	GA26688	1	Row Unit Battery Box Harness, Power 2
38	GA26689	1	Compact Power Pack Sensor Harness
39	GA26717	1	Cable, 4GA x 54"
40	GA25023	1	Cable, 4GA, ⅝" to ⅝"
41	GA25993	1	Cable, 4GA x 14"
42	GD36820	1	Battery Box Cover
43	G11339	6	Pin W/Chain

ITEM	PART NO.	QTY.	DESCRIPTION
44	G11123	4	Hex Serrated Flange Cap Screw, 3/8"-16 x 3/4"
45	GA26926	1	Cable, 4GA Red/Cover x 32"
46	G6801-06 GR1045	1 -	Elbow W/O-Ring, 90°, 9/16"-18 Male JIC To O-Ring O-Ring
47	G6801-10 GR1466	1	Elbow W/O-Ring, 90°, 7/8"-14 Male JIC To O-Ring O-Ring
48	G6500-10	1	Swivel Elbow, 90°, 7/8"-14 Male JIC To Female
49	GD30262	1	O-Ring, No. 213
50	GD25007	1	Deutsch Cap, Size 24
51	G10108	4	Lock Nut, 3/8"-16
52	G11387	4	Flat Washer, 3/8" SAE
53	---	1	See "Manifold Hydraulic Block Assembly" on page P218
54	G11472	4	Phillips Pan Head Machine Screw, No. 10-24 x 1"
55	G11528	4	Hex Nut W/External Tooth Washer, 1/4"-20
56	GA26685	1	Red Cable, 4 Gauge x 19"
57	GA26686	1	Red Cable, 4 Gauge x 12"
58	GA26687	1	Row Unit Battery Box Harness, Power 1
59	G10014	1	Hex Head Cap Screw, 1/2"-13 x 1"
60	G10829	1	Hex Head Cap Screw, 1/2"-13 x 6 1/2"
61	G11391	1	Flat Washer, 5/8" SAE

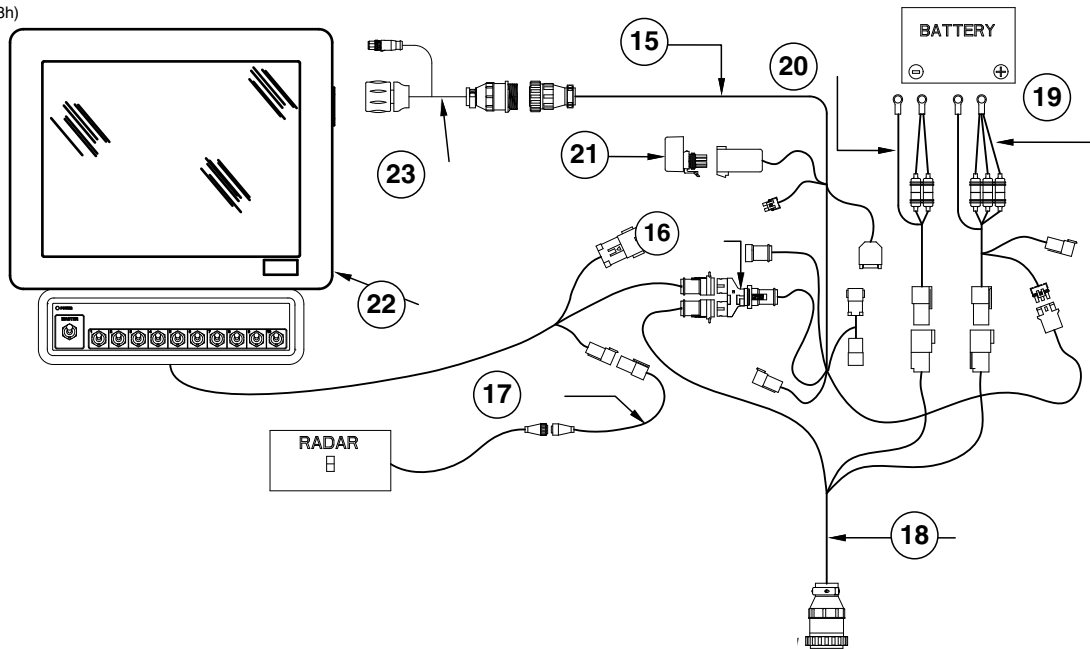
(A24978)



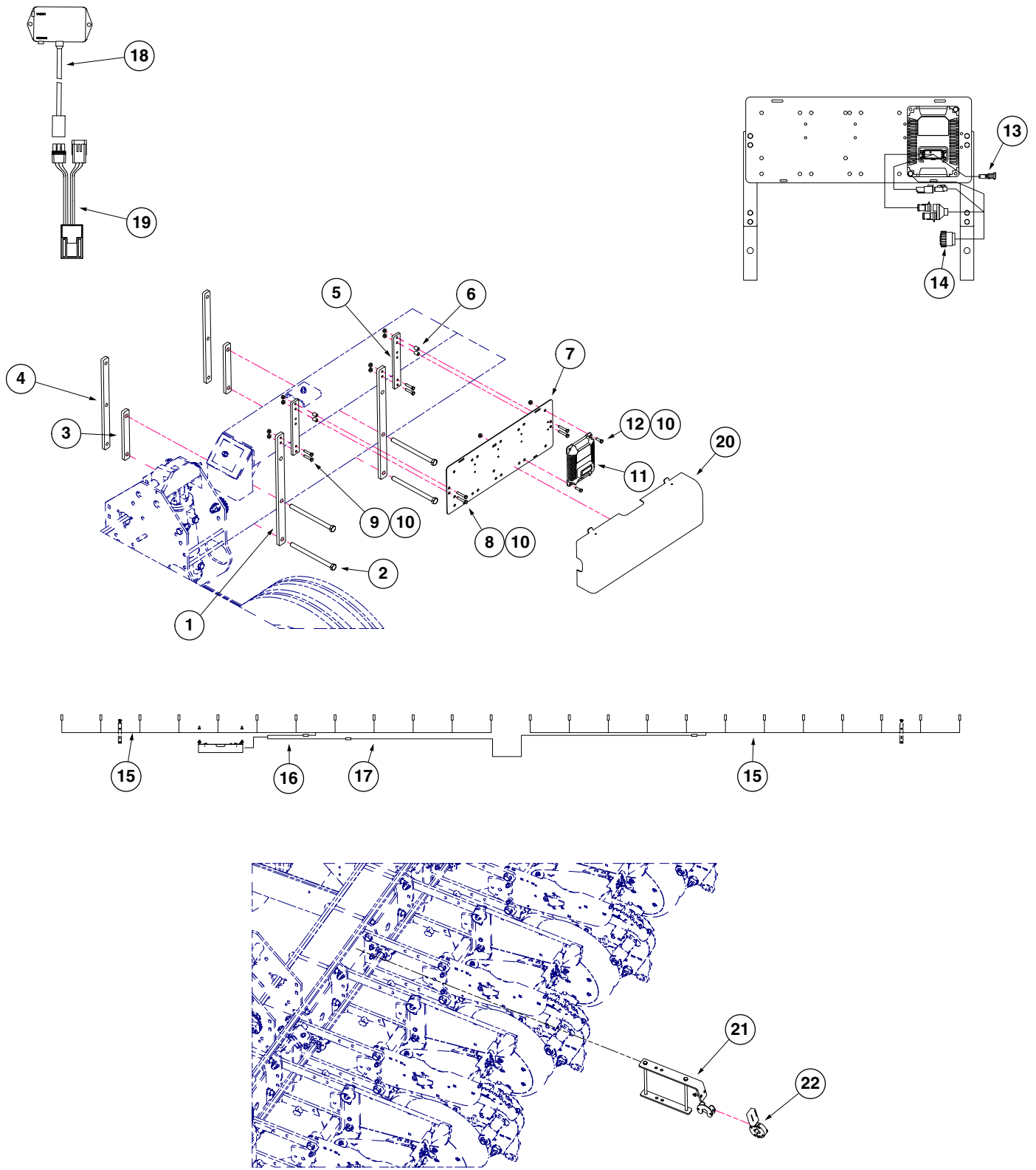
ITEM	PART NO.	QTY.	DESCRIPTION
1	GA8738	1	Control Box
2	GR1364	9	Internal Tooth Lock Washer, 15/32"
3	GR1363	9	Hex Face Nut, 15/32"-32
4	G11385	4	Flat Washer, 1/4" SAE
5	GR1292	4	Hex Socket Button Head Cap Screw, No. 8-32 x 1/2"
6	GA6975	2	Knob



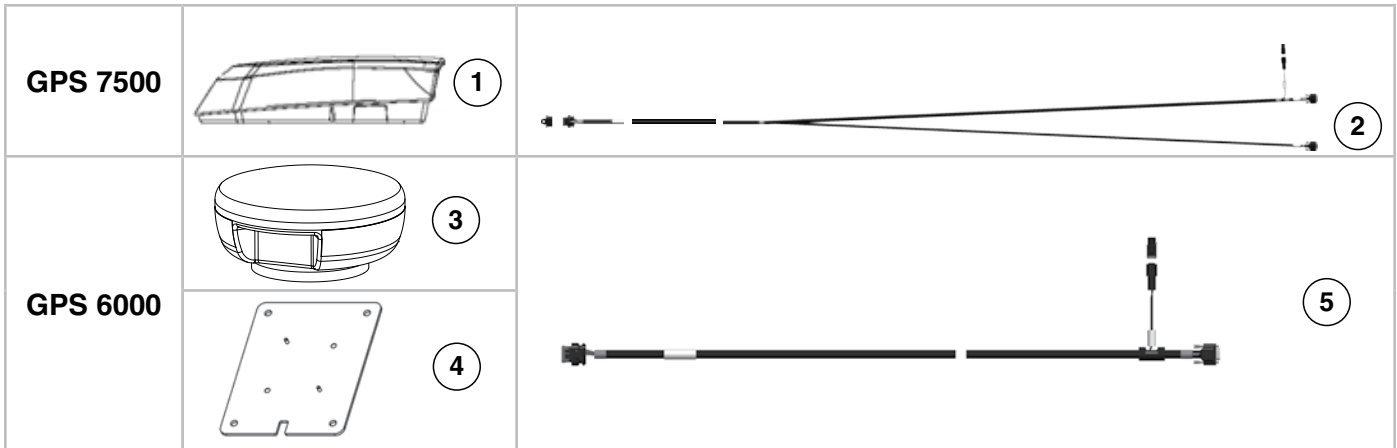
(TP1098h)



ITEM	PART NO.	QTY.	DESCRIPTION
1	GR1916	1	Switch Box Bracket
2	GA12539	1	Switch Box Module
3	GD18408	1	Ram Vesa Base
4	GA12868	1	Ram Double Socket Arm
5	GD18407	1	Ram Base
6	GA14449	1	Flash Drive (Integra or InCommand)
7	GR1836	1	SMS CD
8	GA13562	1	Cable Extension, 180"
9	GR1838	1	Dust Plug
10	GR1839	1	Dust Plug
11	GA13572	1	Multi-Product Cable
12	GA12852	1	Power Supply (Integra)
13	GA12853	1	Null Modem Cable
14	GA24649	1	Power Supply (InCommand)
15	GA16831	1	ISOBUS Display Cable
16	GD18176	1	Y-Splice Connector
17	GA12596	1	Radar Adapter Cable
18	GA14450	1	CAN Adapter Cable
19	GA14452	1	Power Cable
20	GA12598	1	Seed Rate Power Cable
21	GA12540	1	Power Control Relay
22	GA14447	-	Integra Loaner Display (Display Only) (Shown)
	GA24648	-	InCommand Display
23	GA24652	-	InCommand to Legacy Adapter Cable
A	GA14448	-	Ram Mount Hardware Kit



ITEM	PART NO.	QTY.	DESCRIPTION
1	GD19759	2	Module Mount Bracket
2	G10152	4	Hex Head Cap Screw, 5/8"-11 x 9"
3	GD18628	2	Short Tap Block
4	GD18901	2	Tap Block, Long
5	GD24362	2	Module Extension
6	GD11963-01	4	Spacer, 11/16"
7	GD18013	1	Bracket
8	G10031	4	Hex Head Cap Screw, 5/16"-18 x 1 3/4"
9	G10133	4	Hex Head Cap Screw, 5/16"-18 x 1 1/2"
10	G10620	10	Serrated Flange Nut, 5/16"-18
11	GA16351	1	Planter Monitor Module
12	G10019	2	Hex Head Cap Screw, 5/16"-18 x 1"
13	GA16352	1	PMM Cable
14	GA12655	1	Implement Cable (16 Row)
15	GA7851	2	Planter Harness W/Dust Caps, 12 Row (16 Connectors)
16	GA7853	1	Junction Y-Harness W/Dust Cap
17	GA7854	1	Extension Harness W/Dust Cap, 15'
18	GA14847	2	Low Pressure Sensor (0-40 IN H2O)
19	GA12812	2	Hall Effect Adapter
20	GA12563	1	Module Cover Assembly W/Lock Clamps
21	GA12694	1	Shaft Sensor Mounting Kit
22	GA8135	1	Shaft Rotation Kit



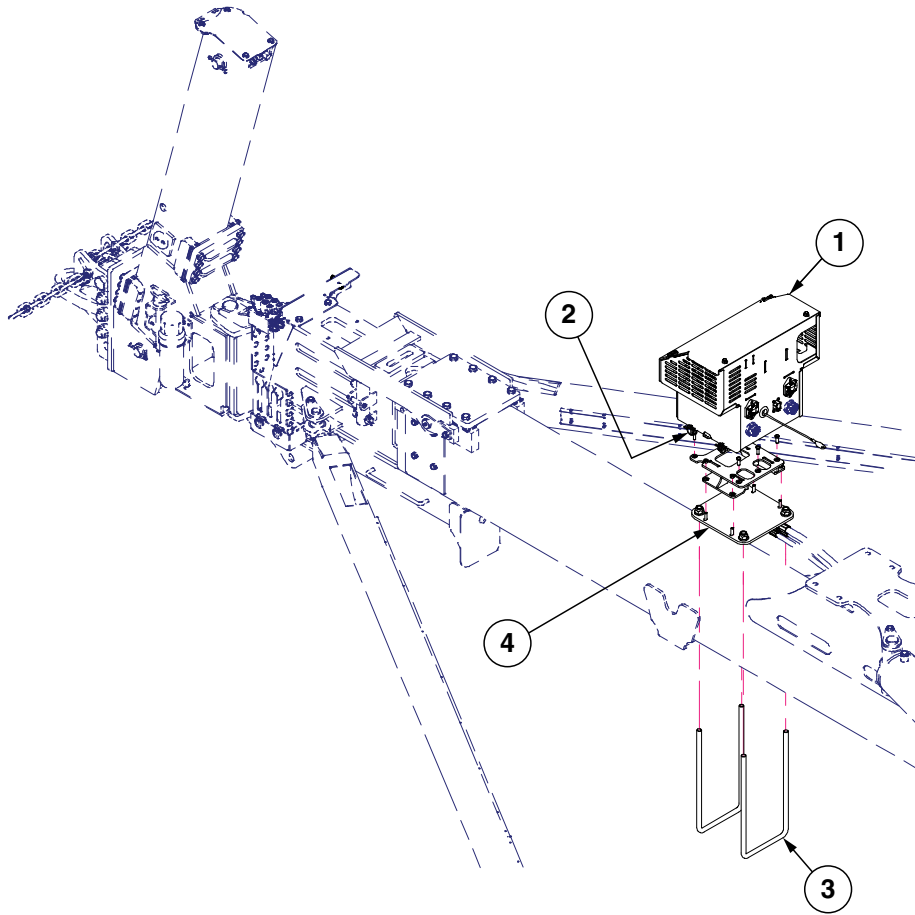
ITEM	PART NO.	QTY.	DESCRIPTION
1	G10201101	1	GPS Kit, 7500 (Includes Antenna, Mounting Bracket and Cable)
2	G10254701	1	GPS Dual Port Receiver
3	GA21151	1	GPS Antenna, 6000
4	GA21152	1	GPS Mounting Bracket
5	GA20903	1	GPS Cable, 6000
A	G9421X	-	GPS 6000 Antenna Package (Items 3-5)

Power Pack Mounting

M0314-02

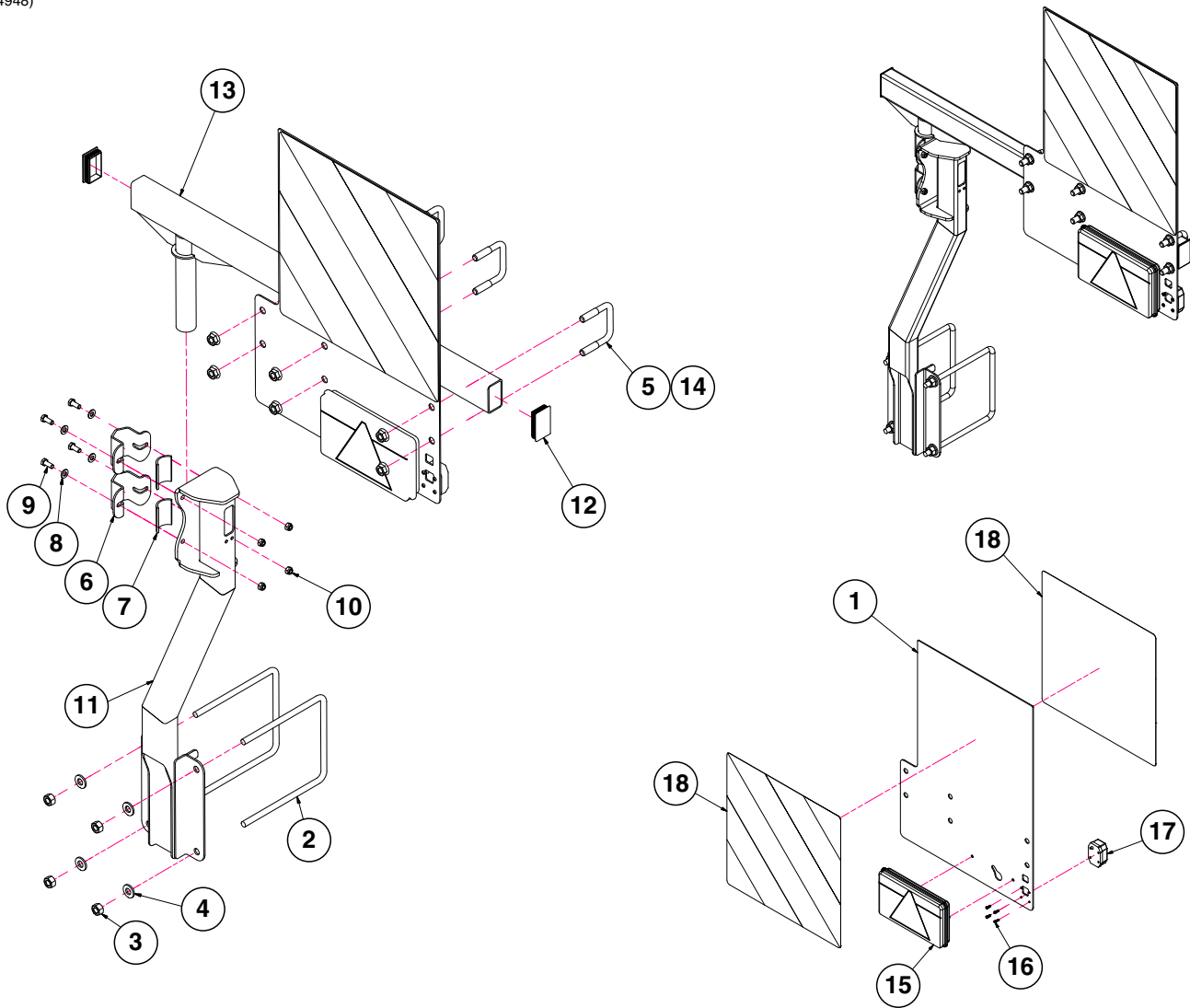
Model 4805

(A25587)



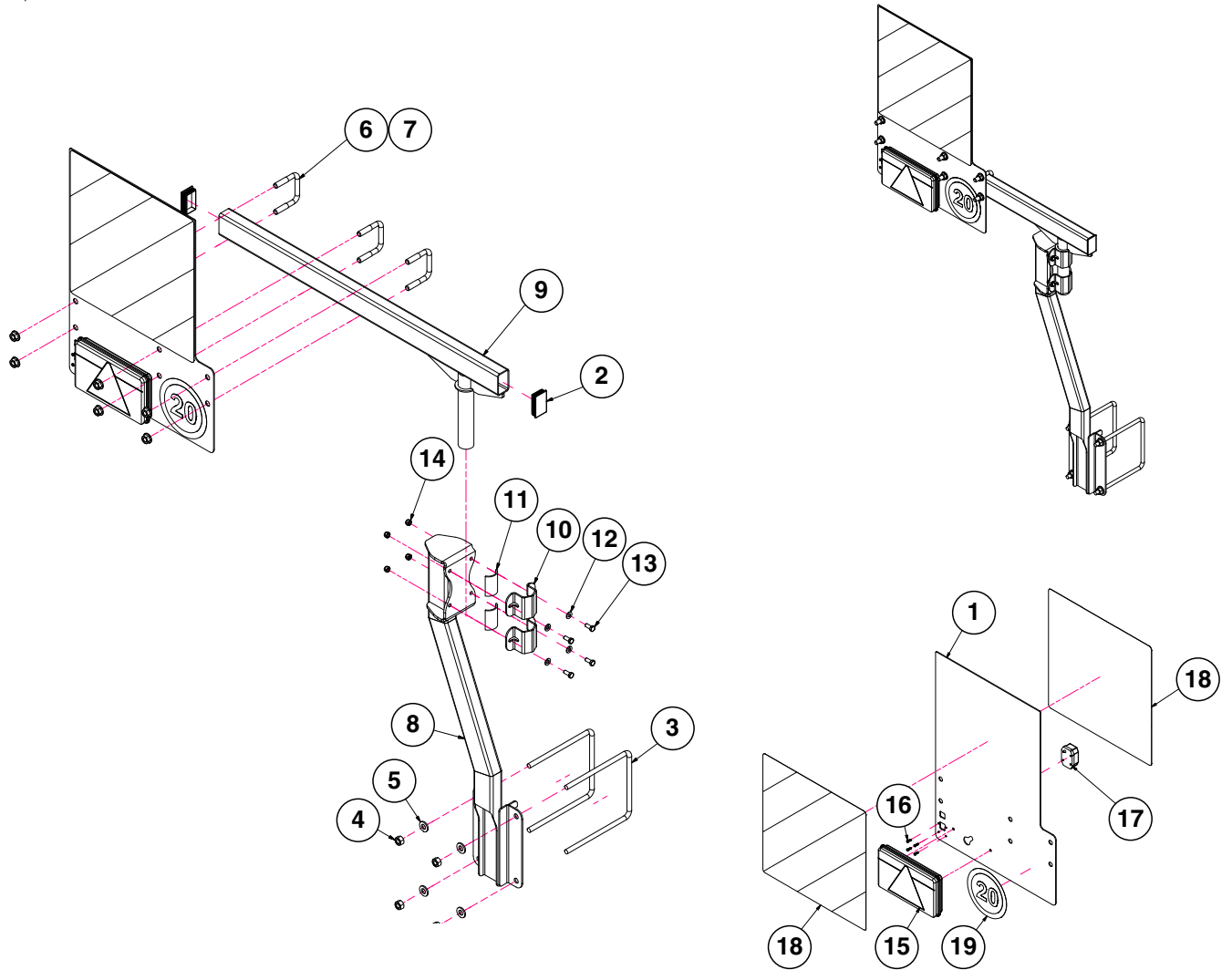
ITEM	PART NO.	QTY.	DESCRIPTION
1	---	-	See "Power Pack" on page P237
2	G10001	6	Hex Head Cap Screw, 3/8"-16 x 1"
	G11387	6	Flat Washer, 3/8" SAE
3	GD25499	2	U-Bolt, 8" x 16" x 3/4"-10
	G11392	4	Flat Washer, 3/4" SAE
	G10112	4	Lock Nut, 3/4"-10
4	GA26681	1	Base Mount
	GD27019	1	Power Pack Mount
	G11387	4	Hardened Washer, 3/8" SAE
	G10003	4	Hex Head Cap Screw, 3/8"-16 x 1 1/2"
	G10108	4	Lock Nut, 3/8"-16

(A24948)

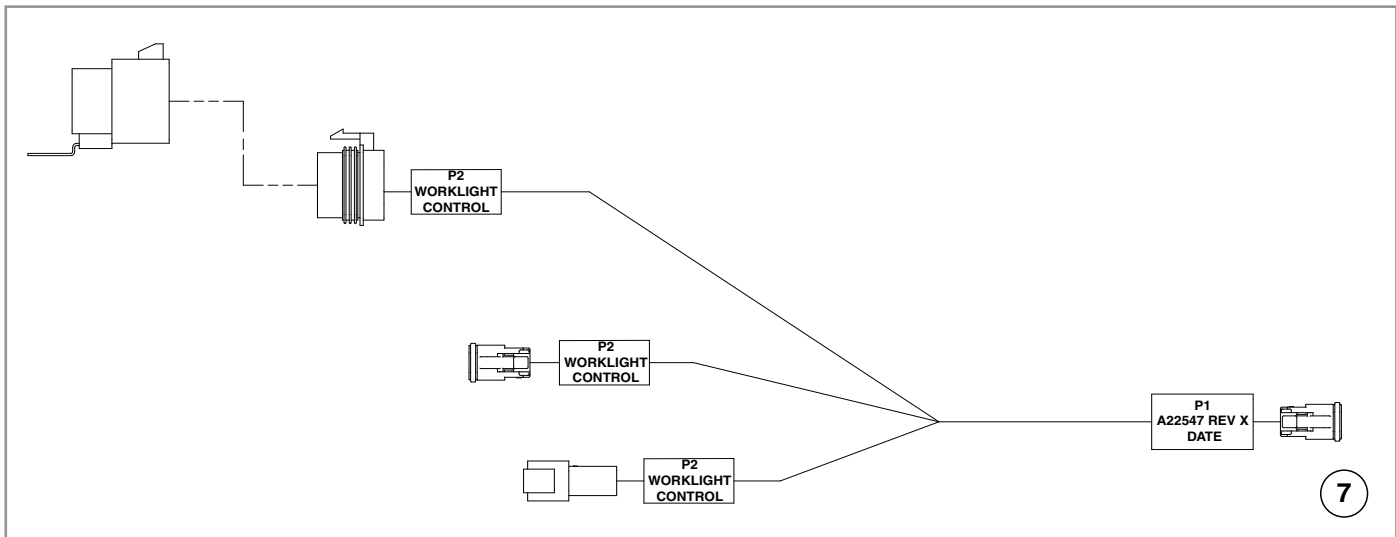
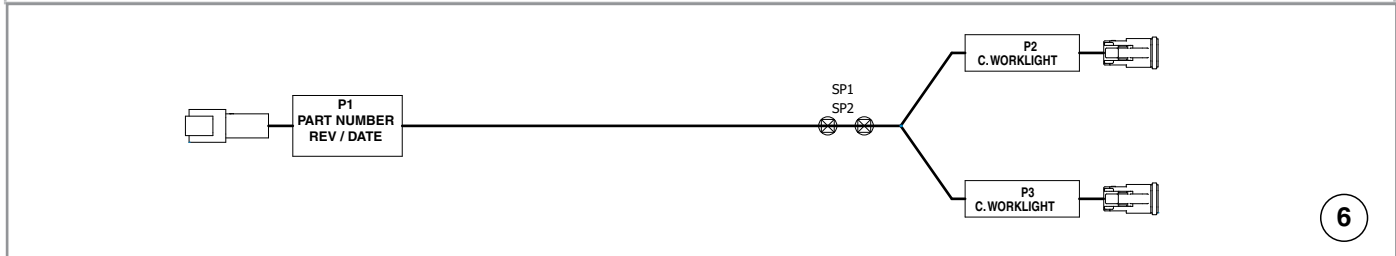
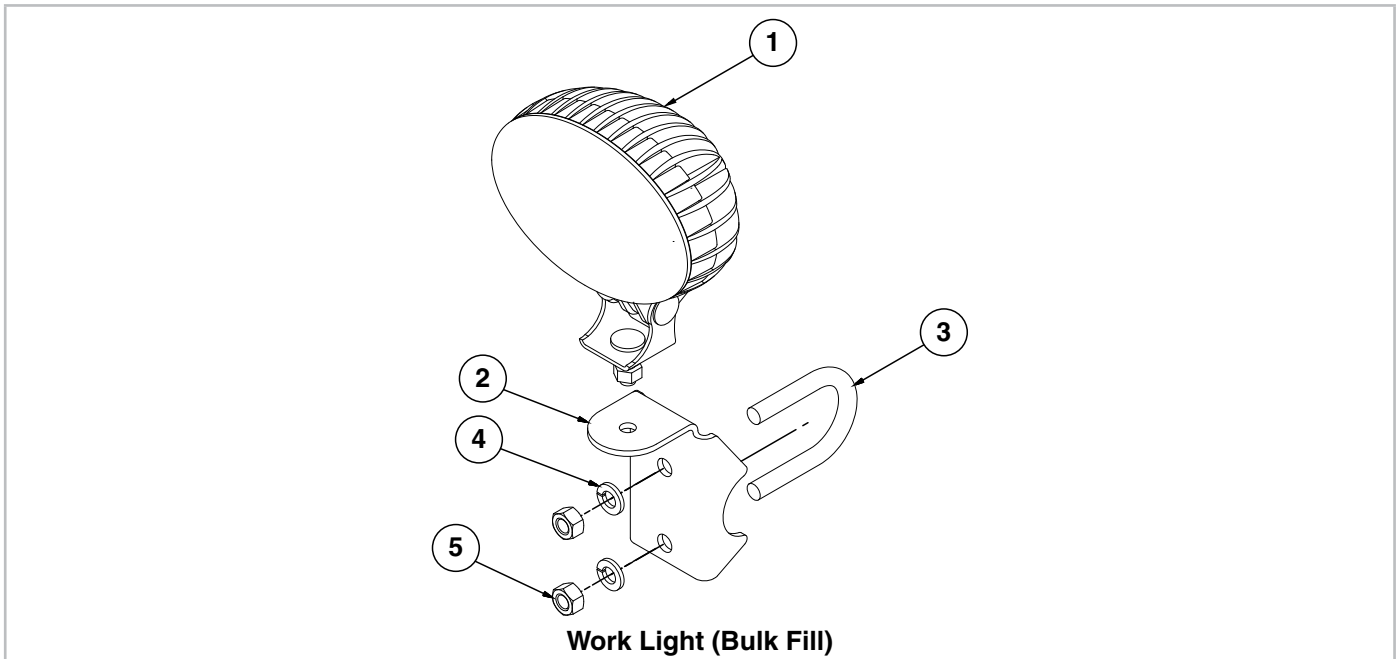


ITEM	PART NO.	QTY.	DESCRIPTION
1	D35713	1	Light Bracket Mount
2	GD7145	2	U-Bolt, 7" x 7" x 1/2"-13
3	G10102	4	Hex Nut, 1/2"-13
4	G11389	4	Flat Washer, 1/2" Plated SAE
5	GD13287	3	U-Bolt, 1 1/2" x 2 1/2" x 1/2"-13
6	GD34822	2	Light Bracket Plate
7	GD34825	2	Gasket Light Bracket
8	G11386	4	Flat Washer, 5/16" SAE
9	G10043	4	Hex Head Cap Screw, 5/16"-18 x 3/4"
10	G10109	4	Lock Nut, 5/16"-18, Grade 8
11	G10317401	1	Light Arm, R.H.
12	G10252301	2	Rectangular Plug, 2.5" x 1.5"
13	G10315901	1	Light Bracket
14	G10071	6	Serrated Flange Nut, 1/2"-13
15	GA25774	1	R.H. Stop/Break/Turn Light
16	G11556	4	Phillips Pan Head Tapping Screw, 6-19 x 1/2"
17	GA25776	1	Tail Light
18	G7100-577	2	Rectangular Reflective Decal

(A24951)

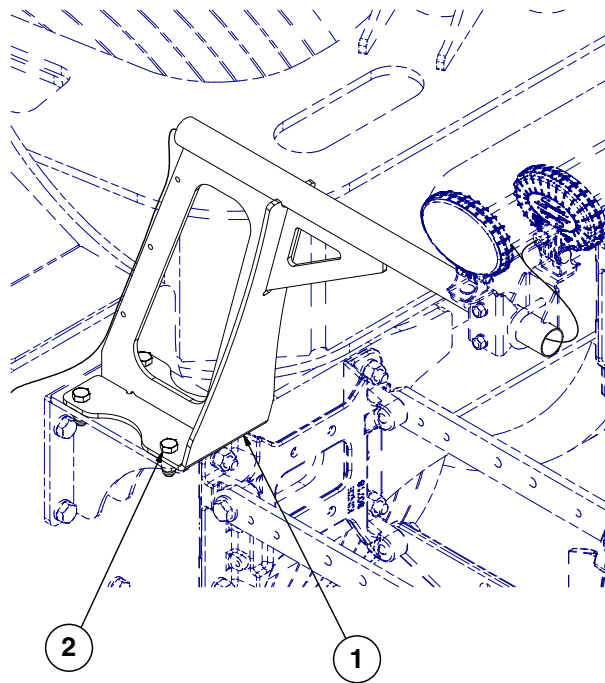


ITEM	PART NO.	QTY.	DESCRIPTION
1	GD35713	1	Light Bracket Mount
2	G10252301	2	Rectangular Plug, 2.5" x 1.5"
3	GD7145	2	U-Bolt, 7" x 7" x 1/2"-13
4	G10102	4	Hex Nut, 1/2"-13
5	G11389	4	Flat Washer, 1/2" Plated SAE
6	GD13287	3	U-Bolt, 1 1/2" x 2 1/2" x 1/2"-13
7	G10071	6	Serrated Flange Nut, 1/2"-13
8	G10317501	1	Light Arm, L.H.
9	G10315901	1	Light Bracket
10	GD34822	2	Light Bracket Plate
11	GD34825	2	Gasket Light Bracket
12	G11386	4	Flat Washer, 5/16" SAE
13	G10043	4	Hex Head Cap Screw, 5/16"-18 x 3/4"
14	G10109	4	Lock Nut, 5/16"-18, Grade 8
16	G11556	4	Phillips Pan Head Tapping Screw, 6-19 x 1/2"
17	GA25776	1	Tail Light
18	G7100-577	2	Rectangular Reflective Decal
19	G7100-578	1	Decal, 20 KM/H



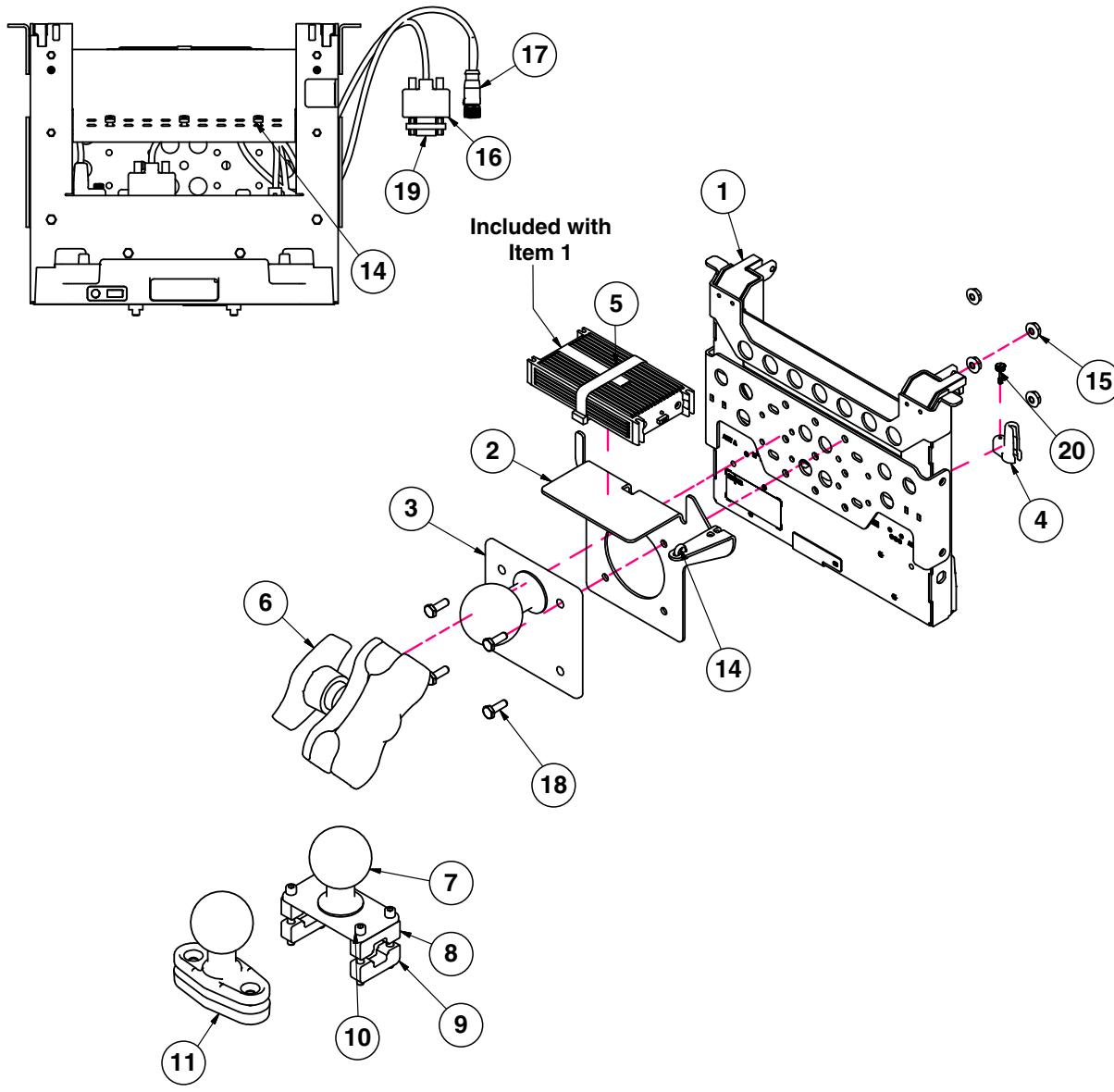
ITEM	PART NO.	QTY.	DESCRIPTION
1	GA18486	-	Work Light
2	GD26989	-	Work Light Bracket
3	GD27190	-	U-Bolt, 1½" x ¾"-16
4	G10229	-	Lock Washer, ¾"
5	G10101	-	Hex Nut, ¾"-16
6	GA25171	-	Worklight Harness
7	GA22547	-	Worklight Harness

(A26159)



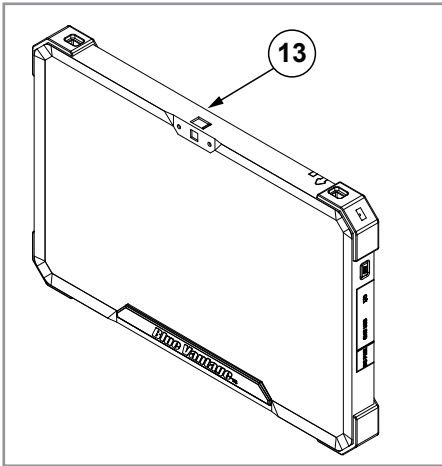
ITEM	PART NO.	QTY.	DESCRIPTION
1	GA26603	1	Worklight Mount
2	G10017	4	Hex Head Cap Screw, 1/2"-13 x 1 1/2"
	G11389	4	Flat Washer, 1/2" Plated SAE
	G10111	4	Lock Nut, 1/2"-13

(A25406/A25408)



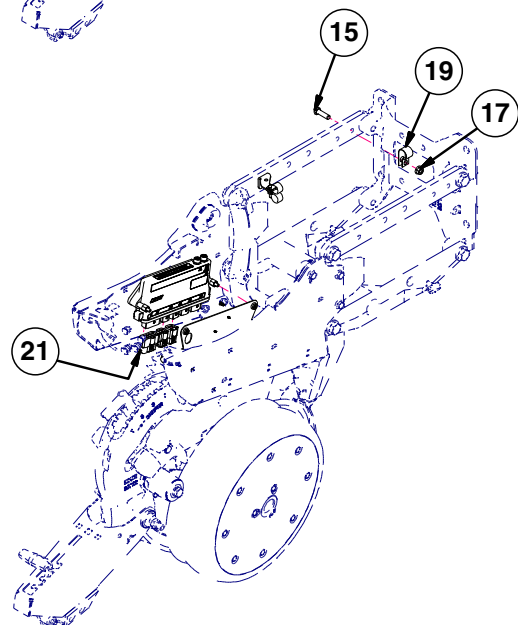
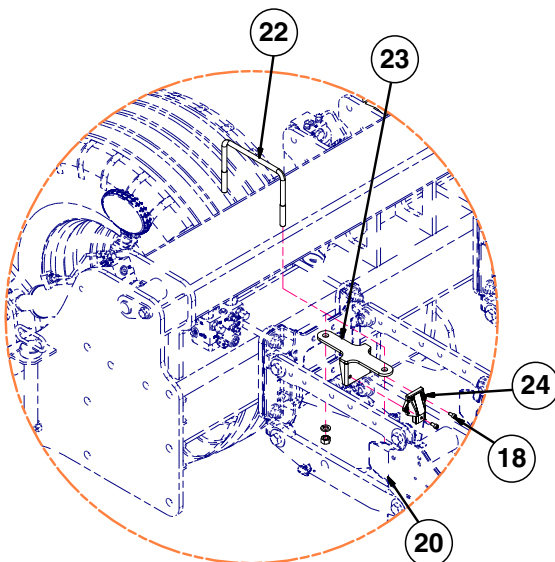
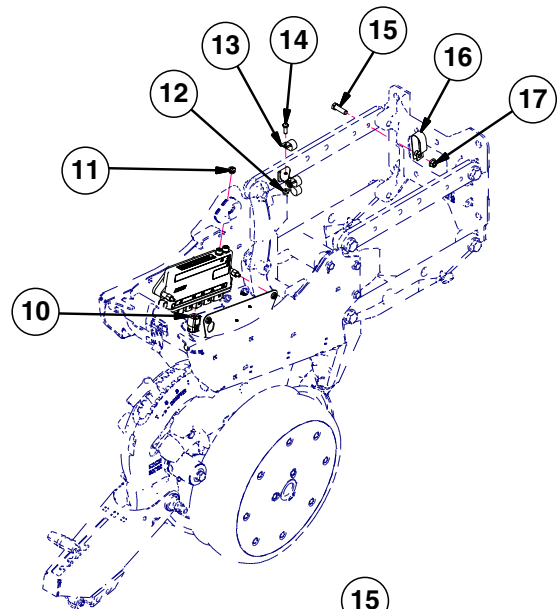
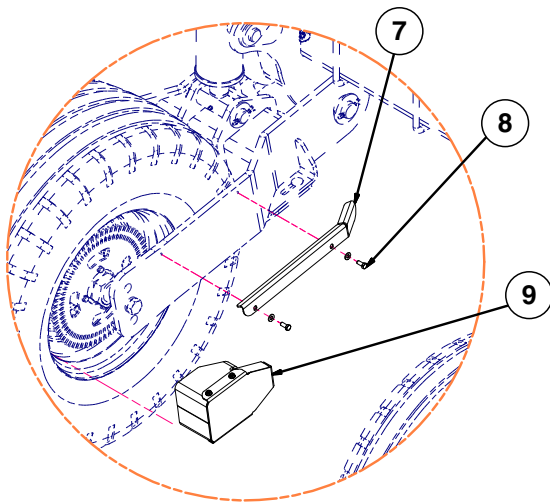
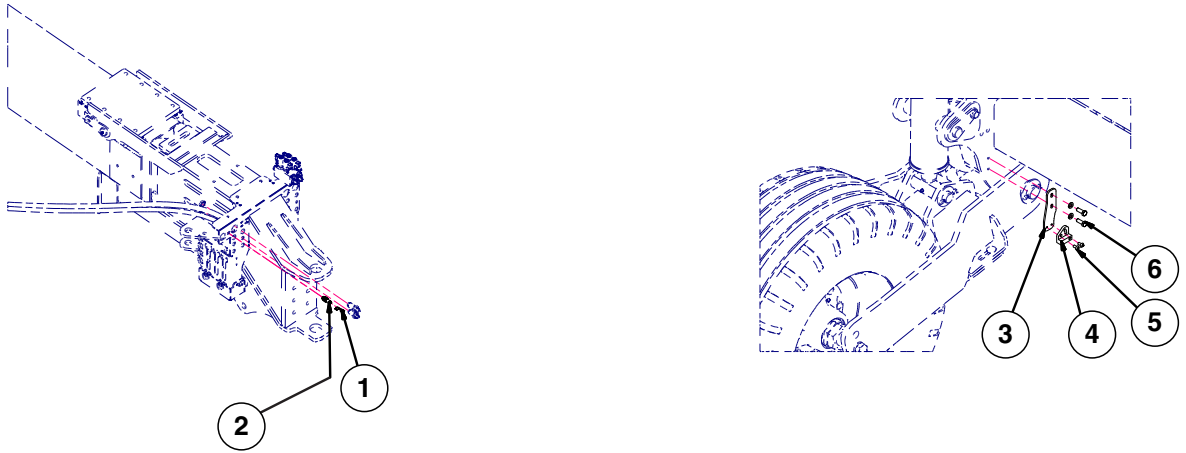
Included with Item 1

- 12 **GPS Interface Package Includes:**
- (1) GPS Installation Sheet
 - (1) Meter Serial Ext. Cable
 - (1) 1600 AgLeader GPS Cable
 - (1) Trimble to Starfire Adapter Cable
 - (1) M/M DB9 Serial Connector
 - (1) F/F DB9 Serial Connector
 - (1) Null Modem M/F DB9 Conector
 - (1) GPS Harness



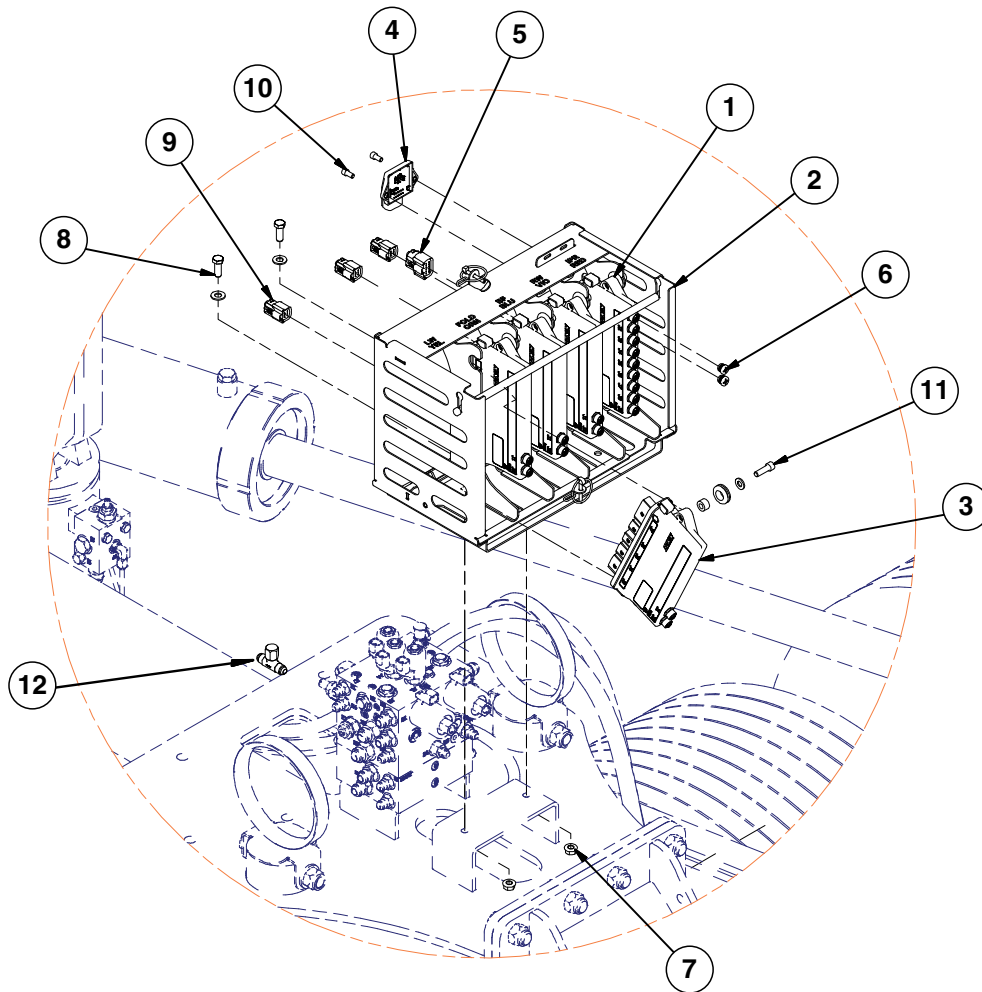
ITEM	PART NO.	QTY.	DESCRIPTION
1	GA24281	1	Docking Station
2	GD35216	1	Display Power Supply Mount
3	GD33756	1	Ram Ball, 2¼"
4	GD36723	1	Havis Station Cord Retainer
5	GD10544	1	Cable Tie, 45-1/2"
6	GA24285	1	Double Socket Ram Arm (Short)
7	GD33757	1	Ram Ball W/Plate, 2¼" Ball
8	GD33758	2	Ram Mount Clamp Block, Top
9	GD33759	2	Ram Mount Clamp Block, Bottom
10	G11106	4	Hex Socket Head Cap Screw, ¼"-20 x 2¼"
11	GA24284	1	Ram Ball W/Base, 2½" Ball
12	GA21143	1	GPS Interface Package
13	G10243001	1	Blue Vantage Display
14	GD1512	4	Cable Tie, 7-1/2"
15	G10621	4	Serrated Flange Nut, ¼"-20
16	GA25437	1	DB9 Cable F/F
17	GA25399-36	1	Ethernet Cable (RJ45-Female M12 STR), 36"
18	G10023	4	Hex Head Cap Screw, ¼"-20 x ¾"
19	GD35465	1	DB9 M/M Harness Adapter
20	GD36724	1	Thumb Screw, 4-40 x 0.281

(A25587)



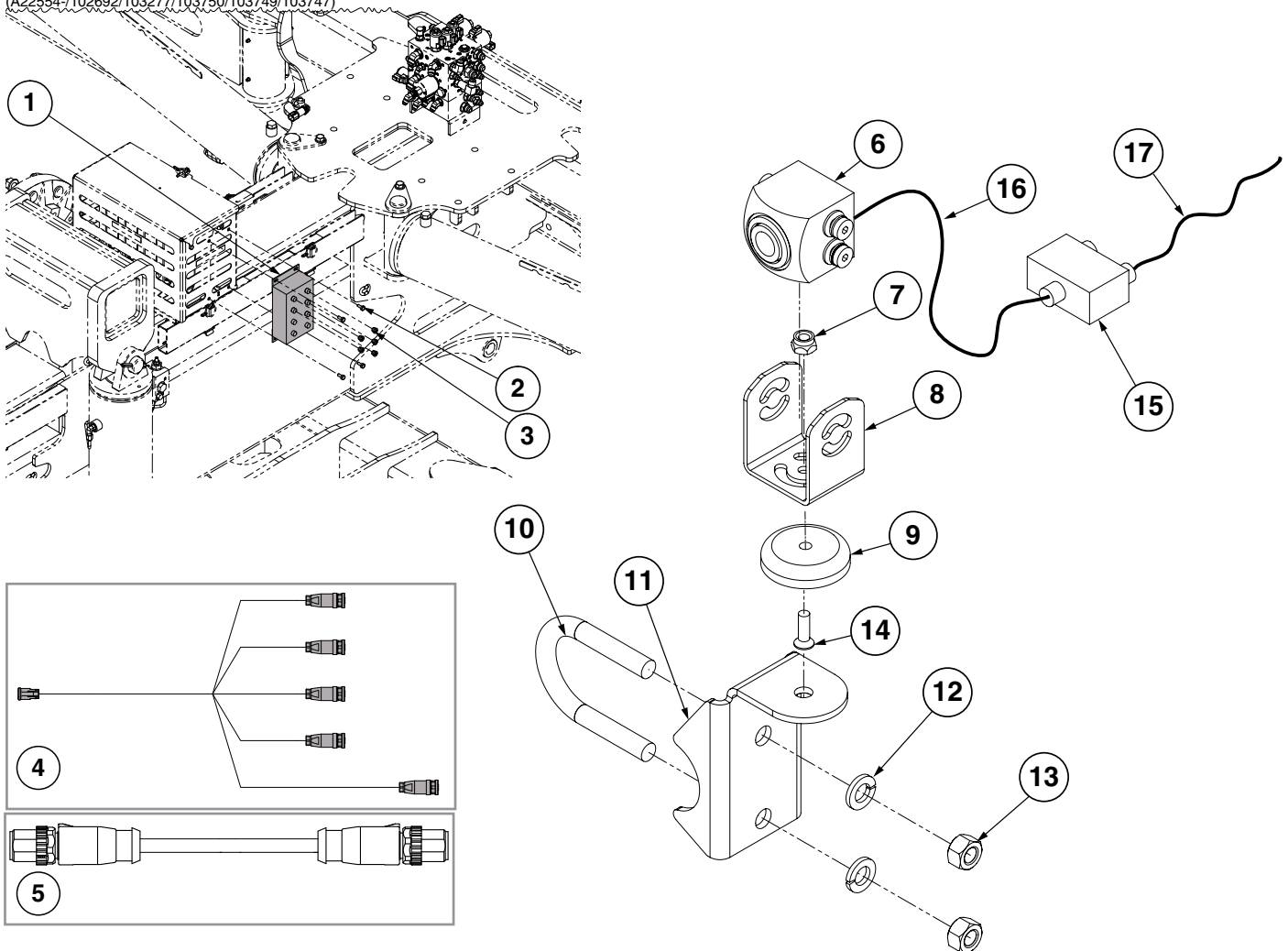
ITEM	PART NO.	QTY.	DESCRIPTION
1	GD35420	1	M12 Ethernet Cap W/Chain
2	GA22585	1	Bulkhead Female-Female M12 x 1"
3	G10248201	1	Position Switch Mount
4	GA18353	1	Position Switch Magnetic Reed
5	G11345	1	Phillips Pan Head Machine Screw, 1/4" x 1/2", Grade 2
6	G10001	2	Hex Head Cap Screw, 3/8"-16 x 1"
	G10229	2	Lock Washer, 3/8"
	G10108	2	Lock Nut, 3/8"-16
7	GD35885	1	Cable Guard
8	G10043	2	Hex Head Cap Screw, 5/16"-18 x 3/4"
	G11386	2	Flat Washer, 5/16" SAE
9	G10013001	1	Jump Start Bracket Assembly
10	GD35836	1	Sealed Plug, MX150 2 X 4 Key B W/O CPA
11	GD30726	1	Cap, M12 Socket
12	G10621	1	Serrated Flange Nut, 1/4"-20
13	GD35913	1	Insulated Clamp, 3/4"
14	G10023	1	Hex Head Cap Screw, 1/4"-20 x 3/4"
15	G10004	1	Hex Head Cap Screw, 3/8"-16 x 1 1/4"
16	GD35449	1	1" Double Tube Clamp
17	G10622	1	Serrated Flange Nut, 3/8"-16
18	G10260	2	Hex Socket Head Cap Screw, 1/4"-20 x 1/2"
19	GD34779	1	Insulated Clamp, 7/8"
20	G10102	2	Hex Nut, 1/2"-13
	G10228	2	Lock Washer, 1/2"
21	GD35836	1	Sealed Plug, MX150, 2 x 4, Key B W/CPA
	GD35837	1	Sealed Plug, MX150, 2 x 3, Key A W/CPA
	GD35838	1	Sealed Plug, MX150, 2 x 10, Key A W/CPA
22	GD11132	2	U-Bolt, 4" x 7" x 1/2"-13
23	GA25976	2	IPP Wing Mount
24	GA687	2	IPP Module Assembly

(A25587)

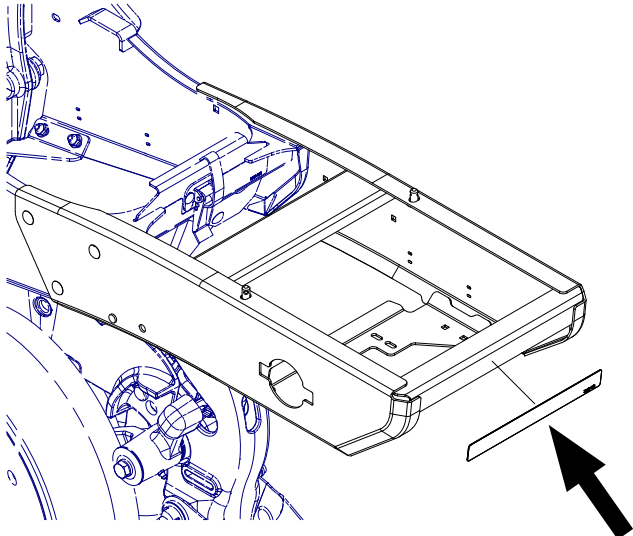

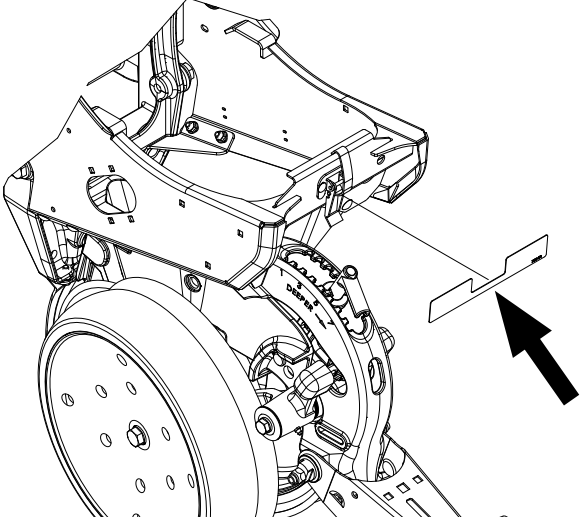









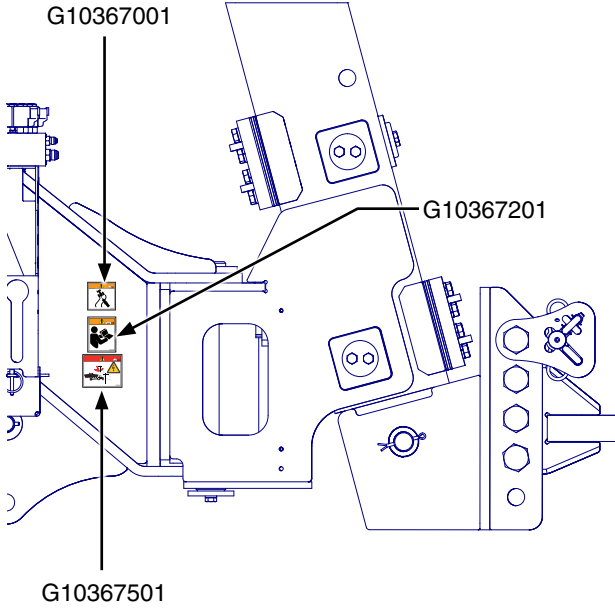
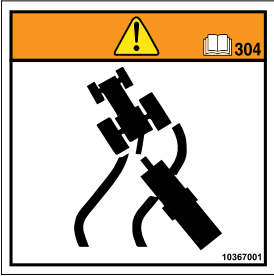


ITEM	PART NO.	QTY.	DESCRIPTION
1	GA25950	1	IPR Module Assembly See "Ethernet Interconnect Electrical Schematic" on page P235
2	GA25963	1	AUX IPN Mount Assembly
3	GA25949	4	IPN Module Assembly
4	GA21687	3	IPP Module Assembly
5	GD35574	1	12-Pin Receptacle, 2 x 6 Cap, Key B W/CPA
6	GD30726	2	Socket Dust Cover, M12
7	G10622	2	Serrated Flange Nut, 3/8"-16
8	G10001 G11387	2 2	Hex Head Cap Screw, 3/8"-16 x 1" Flat Washer, 3/8" SAE
9	GD35837	3	Sealed Plug, MX150, 2 x 3, Key A W/CPA
10	G10260	2	Hex Socket Head Cap Screw, 1/4"-20 x 1/2"
11	GD35868 GD35872 G10912 G11386	5 5 5 5	Grommet, 5/8" I.D. x 1-1/8" O.D. Aluminum Spacer, 5/8" O.D. x .319" I.D. x 3/8" Hex Socket Head Cap Screw, 5/16"-18 x 1", Grade 8 Flat Washer, 5/16" SAE
12	G2603-06 G304-C-6	1 1	Tee, 9/16"-18 Male JIC Cap Nut, 9/16"-18


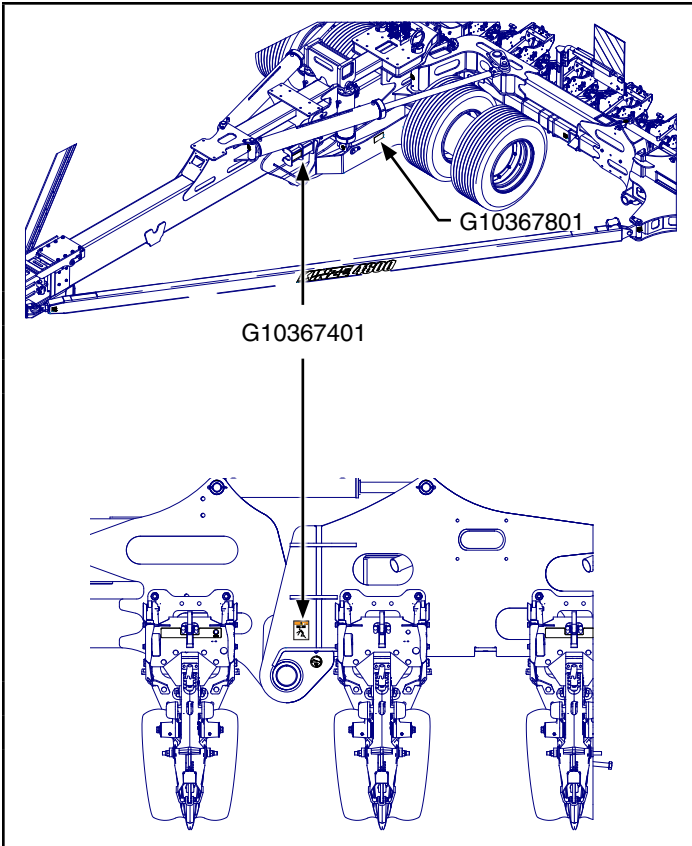
(A22554-102692/103277/103750/103749/103747)



ITEM	PART NO.	QTY.	DESCRIPTION
1	G10375201	1	Ethernet Switch
2	G10020	4	Hex Head Cap Screw, 1/4"-20 x 5/8"
3	GD30726	5	Socket Dust Cover, M12
4	G10263201	1	Camera Power Harness
5	GA22554-36	1	Ethernet Cable (M12 STR-M12 STR), 36"
6	G10327501	1	Camera
7	G11616	1	Hex Nylon Lock Nut, No. 10-24, Grade 2
8	G10327301	1	Camera Bracket
9	G10327601	1	Camera Magnet
10	GD27190	1	U-Bolt, 1-1/2" x 3/8"-16
11	GD26989	1	Work Light Bracket
12	G10229	2	Lock Washer, 3/8"
13	G10101	2	Hex Nut, 3/8"-16
14	G11068	1	Phillips Flat Head Machine Screw, No. 10-24 x 5/8", Stainless Steel
15	G10375101	1	Ethernet Power Injector
16	GA22554-360	1	Ethernet Cable (M12 STR-M12 STR), 360"
17	GA22554-20	1	Ethernet Cable (M12 STR-M12 STR), 20"

	 <p>Part No.: G7100-481 Description: Reflective Decal, Red, 1" x 9", Rectangular Quantity: 2 (Outside-Center Row Units)</p> <p>Part No.: G7100-482 Description: Reflective Decal, Amber, 1" x 9", Rectangular Quantity: 1 Per Row (Located On The Granular Chemical Hopper Panel Of Every Other Row Unit Beginning On The R.H. Side Of The Planter)</p> <p>Part No.: G7100-483 Description: Reflective Decal, Orange-Red, 1" x 9", Rectangular Quantity: 2 (Inside-Center Row Units)</p>
	 <p>Part No.: G7100-474 Description: Reflective Decal, Amber, 1½" x 9", Die-Cut Quantity: Located on Row Units No. 2, 4, 6, 8, 14, 16, 18, 20, 22, and 24</p> <p>Part No.: G7100-476 Description: Reflective Decal, Orange, 1½" x 9", Die-Cut Quantity: 2 (Inside-Center Row Units - Row Units No. 11 and 12)</p> <p>Part No.: G7100-477 Description: Reflective Decal, Red, 1½" x 9", Die-Cut Quantity: 2 (Outside-Center Row Units - Row Units No. 10 and 13)</p>
	 <p>Part No.: G10371001 Description: Decal, Meter Wire Quantity: 1</p>
	<p>Part No.: G10227101 Description: Kinze 4805 Blue Drive Decal, 5" x 48.53" Quantity: 2 (1 On Each Side Of Draft Link)</p>
	<p>Part No.: G10227301 Description: Kinze 4805 Decal, 4" x 28.25" Quantity: 2 (1 On Each Side Of Draft Link)</p>

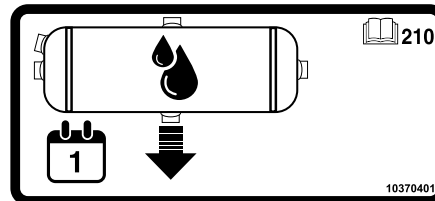
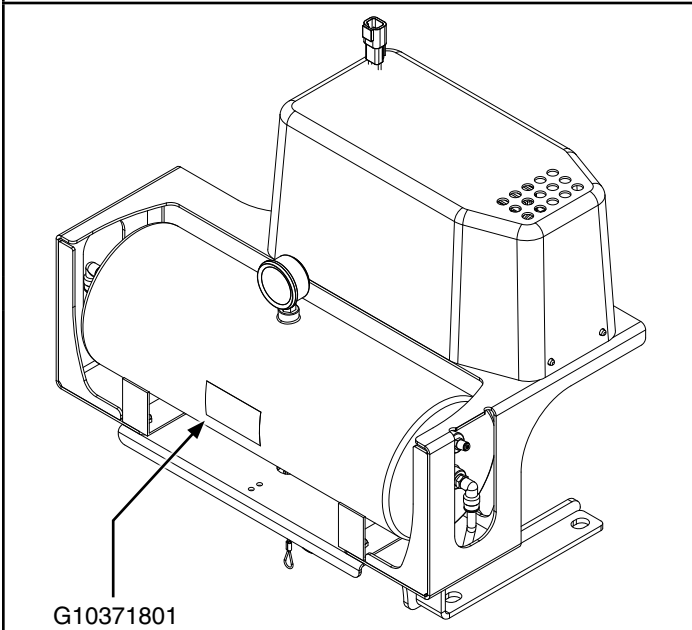
	<p>Part No.: G10227401 Description: Kinze 4805 Stub Wing Decal, 4" x 16.25" Quantity: 2 (1 On Each Wing)</p>
	<p>Part No.: G10227201 Description: Kinze 4805 Blue Drive Stub Wing Decal, 5.15" x 24" Quantity: 2 (1 On Each Wing)</p>
	
	<p>Part No.: G10367001 Description: Decal, Warning (2021 Production and on) Quantity: 1</p>
	
	<p>Part No.: G10367201 Description: Decal, Warning (2021 Production and on) Quantity: 1</p>
	<p>Part No.: G10367501 Description: Decal, Danger (2021 Production and on) Quantity: 1</p>



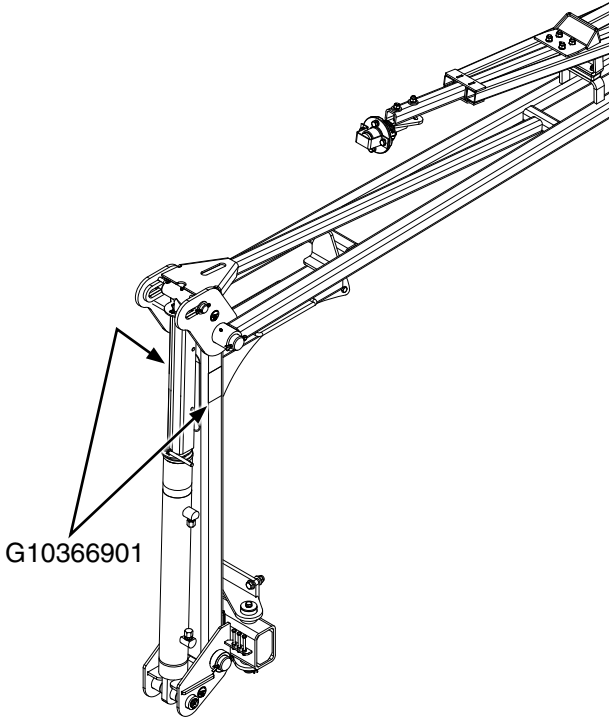




Part No.: G10367801
Description: Decal, Warning
Quantity: 2 (Per Tire - Ground Drive Tires)


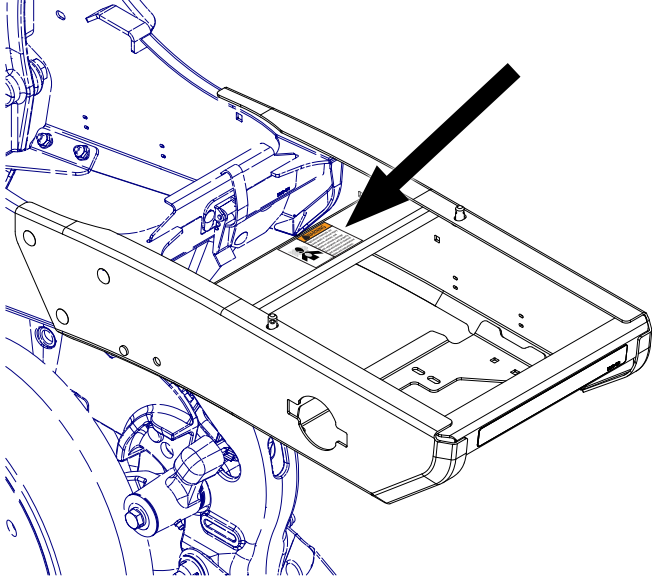

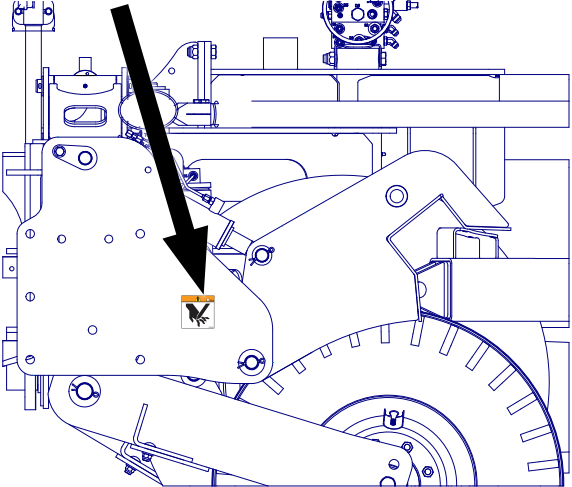





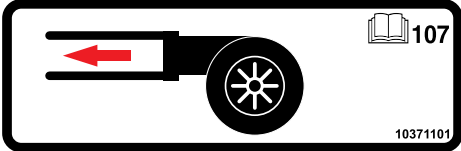
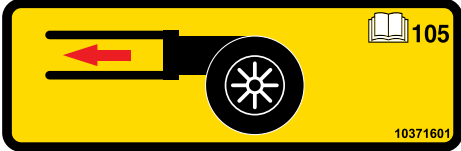
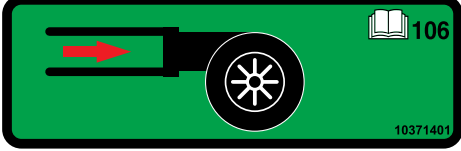
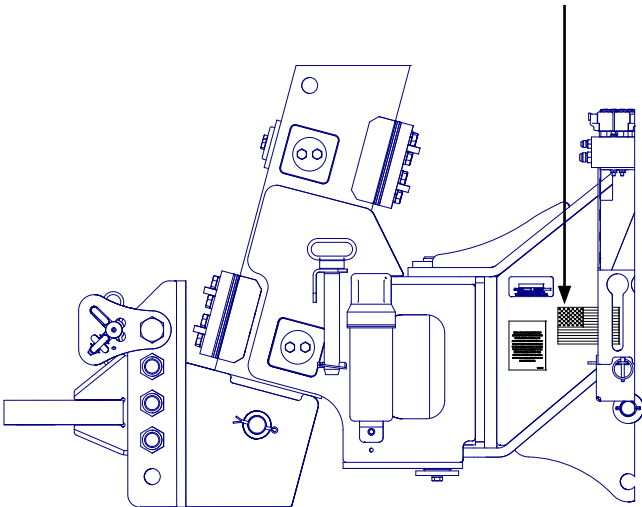


Part No.: G10367401
Description: Decal, Crush Warning (2021 Production and on)
Quantity: 1 (Per Contact Wheel Assembly)

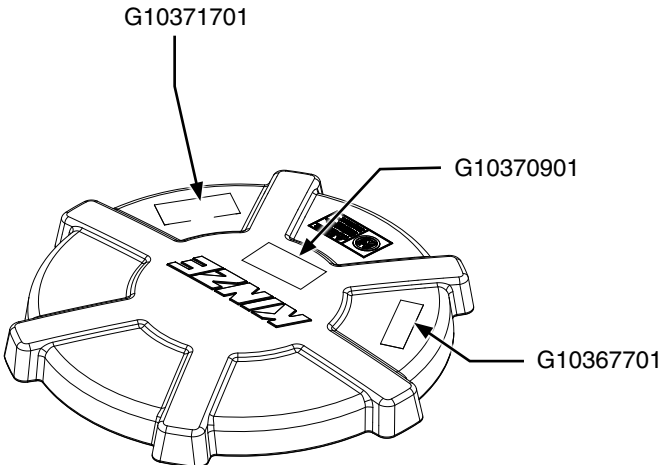
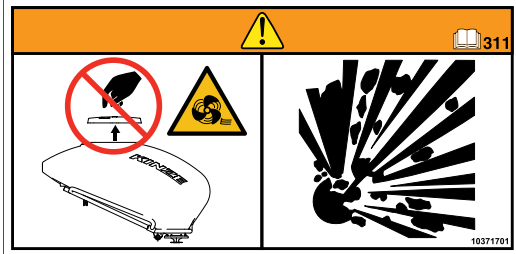

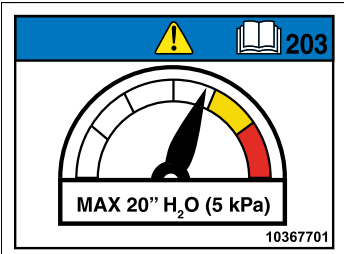



Part No.: G10371801
Description: Decal, Tank Drain
Quantity: 1 (Located In Center Of Air Tank)

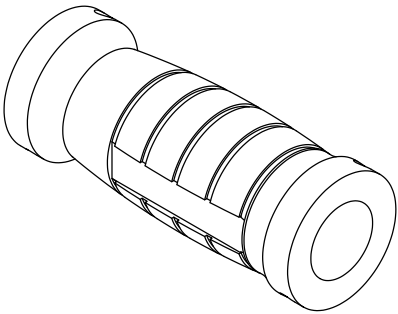


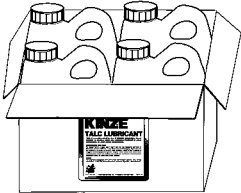
 <p>G10366901</p>	 <p>Part No.: G10366901 Description: Decal, Warning (2021 Production and on) Quantity: 1 (Per Row Marker Cylinder - Conventional) 4 (2 Per Row Marker)</p>
	<p>Part No.: G10371201 Description: Decal, Warning (2021 Production and on) Quantity: -</p>
	<p>Part No.: G10367401 Description: Decal, Crush Warning (2021 Production and on) Quantity: 1 (Per Contact Wheel Assembly)</p>
	<p>Part No.: G7100-36 Description: SMV Sign Quantity: 1</p> <p>Part No.: GD27204 Description: SMV Backer Plate Quantity: 1</p> <p>Part No.: G10305 Description: Carriage Bolt, 3/8"-16 x 1" Quantity: 2</p> <p>Part No.: G11389 Description: Flat Washer, 1/2" Plated SAE Quantity: 2</p>

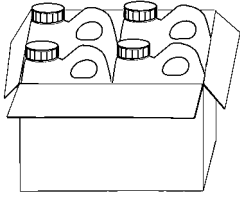



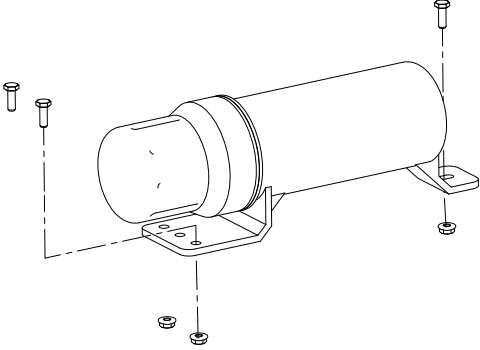
	<p>Part No.: G7100-577 Description: Reflective Decal</p>
	 <p>Part No.: G10367601 Description: Decal, Chemical Warning (2021 Production and on) Quantity: 1 (1 Per Row Unit - Located On Underside Of Granular Chemical Hopper Lid)</p>
	 <p>Part No.: G10366401 Description: Decal, Warning Quantity: 2 (1 Located On Each End Of Planter)</p>
	<p>Part No.: G10367101 Description: Decal, Caution Quantity: 4 (One On Each Side Of Fan)</p>

	<p>Part No.: G10366601 Description: Decal, Warning Quantity: 1 Per Wheel Module</p>
	<p>Part No.: G10371101 Description: Bulk Dry Fertilizer Decal</p>
	<p>Part No.: G10371601 Description: Bulk Fill Decal</p>
	<p>Part No.: G10371401 Description: Vacuum Decal</p>
<p>G7100-484</p> 	 <p>Part No.: G7100-484 Description: Decal, American Flag Quantity: 1</p>
	<p>Part No.: G7100-578 Description: 20 KM/H Decal</p>

	 <p>Part No.: 10371701 Description: Decal, Warning Quantity: 2 (1 Per Tank Lid)</p>
	 <p>Part No.: G10370901 Description: Decal, Notice Quantity: 2 (1 Per Tank Lid)</p>
	 <p>Part No.: G10367701 Description: Decal, Notice Quantity: 2 (1 Per Tank Lid)</p>
	 <p>Part No.: GD1162 Description: Tie Strap, 28"</p> <p>Part No.: GD1512 Description: Tie Strap, 7½"</p> <p>Part No.: GD2117 Description: Tie Strap, 14½"</p> <p>Part No.: GD2984 Description: Tie Strap, 34"</p>

	<p>Part No.: G10370701 Description: Shipping Tie Down Decal</p>
	<p>Part No.: G10370601 Description: Lift Area Decal</p>
	<p>Part No.: G10368201 Description: Decal, Oil/Grease Daily (2021 Production and on)</p>
	<p>Part No.: G10371501 Description: Decal, Oil/Grease Weekly (2021 Production and on)</p>

	<p>Part No.: GA26924-01 Description: Hose Label Cover, Red, Extend</p> <p>Part No.: GA26924-02 Description: Hose Label Cover, Red, Retract</p> <p>Part No.: GA26924-03 Description: Hose Label Cover, Blue, Extend</p> <p>Part No.: GA26924-04 Description: Hose Label Cover, Blue, Retract</p> <p>Part No.: GA26924-05 Description: Hose Label Cover, Green, Extend</p> <p>Part No.: GA26924-06 Description: Hose Label Cover, Green, Retract</p> <p>Part No.: GA26924-07 Description: Hose Label Cover, Yellow, Extend</p> <p>Part No.: GA26924-08 Description: Hose Label Cover, Yellow, Retract</p> <p>Part No.: GA26924-09 Description: Hose Label Cover, White, Extend</p> <p>Part No.: GA26924-10 Description: Hose Label Cover, White, Retract</p> <p>Part No.: GA26924-11 Description: Hose Label Cover, Orange, Retract</p>
	<p>Part No.: GR2127MPP Description: Blue Paint, Twelve Aerosol Cans</p>
	<p>Part No.: GR0146MPP Description: Powdered Graphite, Twenty-Four 1 Pound Containers</p>
	<p>Part No.: GR1570MPP Description: Talc Lubricant, Four 8 Pound Containers</p>

	<p>Part No.: GR1842MPP Description: Graphite Lubricant, Four 5 Pound Containers</p>
	<p>Part No.: GR2240MPP Description: Talc/Graphite Blend (80 Talc/20 Graphite), Four 8 Pound Containers</p>
	<p>Part No.: GR2241MPP Description: Dispensing Cap, 10/Package</p>
	<p>Part No.: English version- GM0314-01 Russian version- GM0314-01RUS Ukrainian version- GM0314-01UKR Description: Operator's Manual, Model 4805</p>
	<p>Part No.: GM0314-02 Description: Parts Manual, Model 4805</p>
	<p>Part No.: GPR1094 Description: Binder (Contact Kinze Parts To Order)</p>
	<p>Part No.: GA15422 Description: Operator's Manual Canister Quantity: 1</p>
	<p>Part No.: G11166 Description: Hex Socket Flange Cap Screw, 1/4"-20 x 3/4" Quantity: 3</p>
	<p>Part No.: G11320 Description: Lock Nut, 1/4"-20 Quantity: 3</p>

Part No.	Page	Part No.	Page	Part No.	Page	Part No.	Page
10342301.....	P207	*A15096-20.....	P195	*A25691-248.....	P195	*D12271.....	P204
*A1073.....	P172	*A15097-53.....	P136	*A25691-287.....	P195	*D12274.....	P204
*A1073.....	P195	*A18370-103.....	P83	*A25691-365.....	P191	*D12274.....	P206
*A1073.....	P195	*A18370-133.....	P83	*A25692-118.....	P191	*D12274.....	P208
*A3387.....	P195	*A18629-88.....	P195	*A25693-242.....	P191	*D12280.....	P197
*A7678-17.....	P191	*A18629-390.....	P195	*A25696-101.....	P64	*D12281.....	P200
*A7678-19.....	P191	*A18630-41.....	P191	*A25697-213.....	P172	D13169.....	P202
*A7679-24.....	P191	*A18630-53.....	P191	*A25697-213.....	P196	*D17150-09.....	P128
*A7679-32.....	P191	*A18630-200.....	P191	*A25703-115.....	P172	**D17150-16.....	P132
*A7683-24.....	P191	*A18630-215.....	P172	*A25704-128.....	P195	**D17151-12.....	P128
*A7684-43.....	P191	*A18630-215.....	P195	*A25704-242.....	P172	*D19756-79.....	P149
*A7684-112.....	P64	*A18630-240.....	P195	*A25704-242.....	P191	*D23387.....	P201
*A11481-200.....	P191	*A18630-272.....	P191	*A25704-242.....	P195	*D23387.....	P206
*A11481-203.....	P191	*A18630-309.....	P196	*A25704-270.....	P196	*D23389.....	P201
*A11481-217.....	P172	*A18671-20.....	P195	*A26938-115.....	P195	*D23389.....	P206
*A11481-217.....	P195	*A18671-20.....	P196	*A26938-115.....	P232	*D23390.....	P201
*A11481-284.....	P195	*A18671-105.....	P196	*A27230-92.....	P64	*D23390.....	P206
*A11481-309.....	P196	*A18674-36.....	P195	*D12055.....	P207	*D23424.....	P207
*A11810-102.....	P195	*A18674-415.....	P195	*D12055.....	P208	*D23424.....	P208
*A12011.....	P191	*A18686-482.....	P195	*D12088.....	P197	*D29649.....	P204
*A12701.....	P195	*A18692-115.....	P191	*D12103.....	P197	*D30399.....	P207
*A12935-250.....	P195	*A18692-115.....	P195	*D12120.....	P200	*D30399.....	P208
*A12935-262.....	P195	*A18692-115.....	P195	*D12121.....	P200	*D30432.....	P200
*A12935-309.....	P195	*A18692-115.....	P196	*D12134.....	P204	*D30432.....	P201
*A12935-309.....	P195	*A18692-115.....	P232	*D12137.....	P200	*D30432.....	P206
*A12992-115.....	P64	*A21525-270.....	P196	*D12137.....	P201	*D34639.....	P206
*A13818.....	P83	*A21533-13.5.....	P195	*D12137.....	P206	*D34654.....	P204
*A13819.....	P83	*A21533-13.5.....	P195	*D12200.....	P204	D34924.....	P92
*A13834.....	P83	*A21533-26.....	P195	*D12206.....	P197	D35713.....	P247
*A13840.....	P83	*A21533-30.....	P195	*D12206.....	P207	G1K345.....	P24
*A13855.....	P83	*A21536-242.....	P191	*D12206.....	P208	G1K378.....	P124
*A13856.....	P83	*A21536-242.....	P195	*D12212.....	P207	G1K379.....	P124
*A13857.....	P83	*A21542-105.....	P196	*D12212.....	P208	G1K728.....	P39
*A13858.....	P83	*A21545-114.....	P191	*D12213.....	P207	G1K760.....	P6
*A13859.....	P83	*A21546-115.....	P191	*D12213.....	P208	G304-C-04.....	P142
*A13860.....	P83	*A21546-115.....	P195	*D12221.....	P200	G304-C-04.....	P208
*A13861.....	P83	*A21546-115.....	P232	*D12222.....	P200	G304-C-06.....	P60
*A13870-88.....	P83	*A21550-115.....	P195	*D12231.....	P197	G304-C-06.....	P64
*A13870-110.....	P83	*A24473.....	P207	*D12232.....	P197	G304-C-6.....	P136
*A13870-441.....	P83	*A24473.....	P208	*D12239.....	P200	G304-C-06.....	P227
*A15035-18.....	P191	*A24781.....	P201	*D12245.....	P197	G304-C-6.....	P255
*A15035-21.....	P191	*A24781.....	P206	*D12252.....	P197	G304-C-8.....	P60
*A15035-74.....	P191	*A24796.....	P204	*D12252.....	P207	G304-C-8.....	P64
*A15035-74.....	P191	*A25504-186.....	P172	*D12252.....	P208	G304-C-8.....	P200
*A15035-77.....	P191	*A25504-186.....	P196	*D12253.....	P204	G304-C-10.....	P60
*A15056.....	P195	*A25691-23.....	P106	*D12263.....	P200	G304-C-10.....	P64
*A15056.....	P196	*A25691-23.....	P196	*D12263.....	P201	G306-06.....	P142
*A15064.....	P196	*A25691-98.....	P195	*D12263.....	P206	G306-06.....	P232
*A15079-256.....	P195	*A25691-103.....	P191	*D12264.....	P200	G306-08.....	P172
*A15080-38.....	P195	*A25691-128.....	P191	*D12264.....	P201	G306-12.....	P232
*A15081-37.....	P191	*A25691-148.....	P195	*D12264.....	P206	G2100-03.....	P119
*A15081-310.....	P195	*A25691-205.....	P191	*D12270.....	P204	G2406-10-08.....	P64

Numerical Index

M0314-02

Model 4805

Part No.	Page	Part No.	Page	Part No.	Page	Part No.	Page
G2406-12-08	P232	G6400-06	P210	G6408-H04-0	P230	G6802-12-16	P230
G2406-12-10	P64	G6400-06	P211	G6408-H06-O	P204	G6802-16	P230
G2406-12-10	P232	G6400-06	P212	G6408-H06-O	P215	G6803-04-04-04	P208
G2500-08-06	P172	G6400-06	P213	G6408-H06-O	P216	G6803-04-04-04	P214
G2500-10-08	P172	G6400-06	P220	G6408-H06-O	P226	G6803-06	P220
G2500-84	P178	G6400-06	P227	G6408-H06-O	P230	G6803-06	P221
G2603-06	P142	G6400-06	P228	G6408-H08-0	P215	G6804-08	P200
G2603-06	P255	G6400-06-08	P60	G6408-H08-0	P216	G6815-06-04	P222
G2700-06-06	P142	G6400-06-08	P136	G6408-H08-0	P226	G7100-36	P92
G2700-06-06	P232	G6400-06-08	P215	G6408-H08-0	P230	G7100-36	P260
G2700-08	P172	G6400-06-08	P216	G6408-H10-0	P230	G7100-474	P257
G2700-12	P232	G6400-06-08	P226	G6408-HHP-16	P230	G7100-481	P257
G3303-45	P10	G6400-08	P60	G6410-08-06	P64	G7100-482	P257
G3303-102	P117	G6400-08	P200	G6500-06	P66	G7100-483	P257
G3303-102	P119	G6400-08	P210	G6500-06	P142	G7100-484	P262
G3303-102	P119	G6400-08	P211	G6500-08	P224	G7100-577	P247
G3303-102	P119	G6400-08	P213	G6500-10	P239	G7100-577	P248
G3303-108	P37	G6400-08	P215	G6500-16	P66	G7100-578	P248
G3310-54	P144	G6400-08	P216	G6500-16	P230	G7100-614	P39
G3310-56	P156	G6400-08	P222	G6602-06	P142	G9421X	P245
G3310-82	P118	G6400-08	P226	G6801-04-04	P16	G9899X	P20
G3310-84	P156	G6400-08-06	P144	G6801-04-04	P204	G9948X	P112
G3310-88	P124	G6400-08-10	P215	G6801-04-04	P206	G10001	P8
G3310-136	P118	G6400-08-10	P216	G6801-04-04	P208	G10001	P64
G3310-136	P184	G6400-08-10	P226	G6801-04-04	P214	G10001	P66
G3316-136	P178	G6400-08-12	P224	G6801-06	P66	G10001	P78
G3316-136	P178	G6400-10	P210	G6801-06	P74	G10001	P82
G3400-03	P119	G6400-10	P215	G6801-06	P102	G10001	P102
G3800-06-08	P68	G6400-10	P216	G6801-06	P230	G10001	P142
G3801-04-04	P68	G6400-10	P222	G6801-06	P239	G10001	P144
G3801-16-20	P68	G6400-10	P226	G6801-06-04	P60	G10001	P146
G4200-15	P166	G6400-16-16	P66	G6801-06-08	P66	G10001	P148
G4200-15	P176	G6400-16-20	P66	G6801-06-12	P74	G10001	P166
G4200-16	P168	G6400-L-08	P112	G6801-08	P174	G10001	P168
G4201-03	P166	G6400-L-16	P230	G6801-08	P218	G10001	P173
G4201-03	P168	G6403-NWO-08	P228	G6801-08	P219	G10001	P238
G4201-08	P172	G6408-06	P207	G6801-08-12	P74	G10001	P246
G4205-17	P176	G6408-06	P227	G6801-10	P239	G10001	P254
G4205-19	P166	G6408-08	P66	G6801-16	P230	G10001	P255
G4205-19	P168	G6408-08	P197	G6801-32-24	P68	G10002	P34
G4301-08	P169	G6408-08	P200	G6801-LL-08	P174	G10002	P88
G4501-32-32	P66	G6408-08	P201	G6802-04	P210	G10002	P130
G4602-21	P164	G6408-08	P204	G6802-04	P230	G10002	P160
G4602-30	P164	G6408-08	P204	G6802-06-06	P101	G10002	P224
G5000-08-04	P176	G6408-08	P206	G6802-06-06	P213	G10002	P231
G5406-02P	P133	G6408-10	P227	G6802-08	P64	G10003	P121
G6400-04	P204	G6408-12	P227	G6802-08	P210	G10003	P178
G6400-04	P211	G6408-H02-0	P230	G6802-10	P64	G10003	P180
G6400-04	P212	G6408-H04-0	P208	G6802-10-12	P64	G10003	P185
G6400-04	P220	G6408-H04-0	P210	G6802-10-12	P230	G10003	P246
G6400-04	P221	G6408-H04-0	P216	G6802-12	P230	G10004	P14
G6400-04-06	P208	G6408-H04-0	P226	G6802-12-16	P64	G10004	P28

Part No.	Page	Part No.	Page	Part No.	Page	Part No.	Page
G10004	P32	G10017	P168	G10046	P101	G10102	P95
G10004	P58	G10017	P168	G10046	P160	G10102	P136
G10004	P66	G10017	P168	G10047	P121	G10102	P140
G10004	P112	G10017	P250	G10047	P160	G10102	P140
G10004	P162	G10018	P102	G10047	P173	G10102	P144
G10004	P164	G10019	P18	G10047	P185	G10102	P144
G10004	P254	G10019	P140	G10050	P99	G10102	P160
G10005	P4	G10019	P178	G10054	P114	G10102	P164
G10005	P11	G10019	P244	G10058	P101	G10102	P166
G10005	P12	G10020	P88	G10061	P106	G10102	P169
G10006	P110	G10020	P106	G10062	P82	G10102	P247
G10007	P142	G10020	P132	G10063	P58	G10102	P248
G10007	P178	G10020	P256	G10063	P90	G10102	P254
G10008	P97	G10023	P97	G10064	P14	G10103	P106
G10008	P101	G10023	P169	G10064	P24	G10104	P94
G10008	P117	G10023	P252	G10064	P168	G10104	P117
G10008	P144	G10023	P254	G10068	P62	G10104	P136
G10008	P162	G10025	P101	G10071	P11	G10104	P162
G10008	P166	G10025	P138	G10071	P16	G10104	P168
G10008	P168	G10026	P28	G10071	P38	G10104	P172
G10008	P173	G10026	P136	G10071	P58	G10104	P178
G10008	P184	G10026	P178	G10071	P64	G10105	P178
G10008	P187	G10031	P18	G10071	P78	G10105	P238
G10010	P18	G10031	P244	G10071	P94	G10106	P58
G10010	P28	G10033	P30	G10071	P99	G10106	P138
G10010	P30	G10033	P78	G10071	P101	G10107	P6
G10010	P112	G10033	P122	G10071	P104	G10107	P24
G10010	P178	G10033	P135	G10071	P106	G10107	P26
G10011	P160	G10036	P26	G10071	P164	G10107	P97
G10012	P90	G10037	P11	G10071	P168	G10107	P101
G10012	P92	G10037	P110	G10071	P168	G10107	P118
G10013	P24	G10038	P11	G10071	P168	G10107	P128
G10013	P178	G10038	P206	G10071	P168	G10107	P142
G10014	P16	G10039	P26	G10071	P238	G10107	P144
G10014	P18	G10039	P38	G10071	P247	G10107	P147
G10014	P64	G10039	P64	G10071	P248	G10107	P160
G10014	P110	G10039	P104	G10072	P117	G10107	P162
G10014	P239	G10039	P106	G10096	P164	G10107	P166
G10016	P58	G10039	P162	G10099	P32	G10107	P168
G10016	P201	G10040	P66	G10101	P24	G10107	P173
G10017	P16	G10040	P102	G10101	P162	G10107	P178
G10017	P64	G10042	P112	G10101	P164	G10107	P184
G10017	P90	G10043	P66	G10101	P178	G10107	P224
G10017	P92	G10043	P106	G10101	P180	G10108	P8
G10017	P94	G10043	P247	G10101	P249	G10108	P10
G10017	P99	G10043	P248	G10101	P256	G10108	P32
G10017	P101	G10043	P254	G10102	P30	G10108	P58
G10017	P104	G10045	P78	G10102	P58	G10108	P64
G10017	P106	G10045	P90	G10102	P64	G10108	P66
G10017	P146	G10045	P92	G10102	P90	G10108	P70
G10017	P160	G10045	P135	G10102	P92	G10108	P72
G10017	P164	G10045	P140	G10102	P94	G10108	P82

Part No.	Page	Part No.	Page	Part No.	Page	Part No.	Page
G10108	P88	G10111	P26	G10209	P104	G10229	P256
G10108	P90	G10111	P30	G10209	P106	G10230	P18
G10108	P90	G10111	P90	G10209	P110	G10230	P24
G10108	P92	G10111	P92	G10210	P64	G10230	P94
G10108	P94	G10111	P110	G10210	P66	G10230	P95
G10108	P95	G10111	P122	G10210	P123	G10230	P101
G10108	P106	G10111	P136	G10210	P231	G10230	P110
G10108	P110	G10111	P144	G10211	P101	G10230	P112
G10108	P118	G10111	P146	G10211	P110	G10230	P118
G10108	P121	G10111	P146	G10211	P144	G10230	P168
G10108	P124	G10111	P146	G10216	P18	G10230	P172
G10108	P136	G10111	P146	G10217	P160	G10230	P178
G10108	P138	G10111	P160	G10218	P138	G10230	P187
G10108	P142	G10111	P162	G10219	P128	G10231	P101
G10108	P144	G10111	P178	G10226	P104	G10231	P178
G10108	P146	G10111	P250	G10226	P106	G10231	P238
G10108	P146	G10112	P99	G10226	P110	G10232	P66
G10108	P146	G10112	P101	G10227	P60	G10232	P102
G10108	P160	G10112	P114	G10227	P106	G10232	P106
G10108	P166	G10112	P136	G10227	P124	G10232	P160
G10108	P166	G10112	P246	G10227	P144	G10232	P178
G10108	P168	G10131	P118	G10228	P11	G10232	P204
G10108	P169	G10131	P124	G10228	P11	G10232	P206
G10108	P173	G10133	P24	G10228	P18	G10233	P118
G10108	P178	G10133	P28	G10228	P30	G10233	P120
G10108	P180	G10133	P30	G10228	P58	G10233	P122
G10108	P185	G10133	P244	G10228	P64	G10233	P124
G10108	P231	G10152	P244	G10228	P90	G10233	P144
G10108	P239	G10157	P112	G10228	P92	G10233	P184
G10108	P246	G10159	P99	G10228	P94	G10233	P186
G10108	P254	G10159	P104	G10228	P110	G10235	P118
G10109	P18	G10159	P106	G10228	P136	G10235	P184
G10109	P24	G10159	P136	G10228	P140	G10243	P34
G10109	P28	G10162	P104	G10228	P140	G10251	P88
G10109	P30	G10162	P106	G10228	P140	G10252	P102
G10109	P66	G10162	P110	G10228	P144	G10257	P74
G10109	P132	G10166	P184	G10228	P164	G10260	P36
G10109	P140	G10168	P136	G10228	P166	G10260	P254
G10109	P147	G10168	P140	G10228	P169	G10260	P255
G10109	P176	G10168	P140	G10228	P206	G10261	P36
G10109	P247	G10171	P32	G10228	P254	G10278	P149
G10109	P248	G10171	P76	G10229	P8	G10297	P164
G10110	P32	G10171	P80	G10229	P28	G10301	P70
G10110	P66	G10172	P166	G10229	P34	G10301	P72
G10110	P86	G10172	P168	G10229	P64	G10303	P8
G10110	P102	G10177	P162	G10229	P102	G10303	P30
G10110	P130	G10201	P10	G10229	P123	G10303	P58
G10110	P136	G10201	P78	G10229	P164	G10303	P120
G10110	P140	G10201	P82	G10229	P178	G10303	P121
G10110	P142	G10204	P12	G10229	P180	G10303	P122
G10110	P224	G10204	P18	G10229	P249	G10303	P185
G10111	P24	G10209	P14	G10229	P254	G10303	P186

Part No.	Page	Part No.	Page	Part No.	Page	Part No.	Page
G10305	P82	G10471	P101	G10620	P186	G10640	P201
G10305	P90	G10471	P114	G10620	P244	G10640	P204
G10305	P92	G10475	P20	G10621	P8	G10640	P206
G10305	P94	G10485	P164	G10621	P10	G10640	P207
G10305	P95	G10496	P124	G10621	P14	G10640	P208
G10305	P144	G10496	P124	G10621	P32	G10660	P37
G10305	P146	G10497	P124	G10621	P74	G10670	P32
G10305	P146	G10501	P16	G10621	P88	G10672	P149
G10305	P146	G10501	P120	G10621	P90	G10672	P176
G10306	P160	G10501	P186	G10621	P92	G10673	P58
G10306	P180	G10503	P28	G10621	P101	G10674	P176
G10308	P24	G10503	P30	G10621	P106	G10676	P149
G10309	P8	G10503	P136	G10621	P110	G10676	P172
G10310	P10	G10506X	P1	G10621	P142	G10676	P176
G10310	P32	G10524	P128	G10621	P166	G10681	P66
G10312	P8	G10529	P76	G10621	P168	G10681	P70
G10312	P32	G10529	P80	G10621	P168	G10681	P72
G10325	P88	G10531	P36	G10621	P169	G10681	P106
G10325	P124	G10544	P136	G10621	P169	G10681	P166
G10325	P168	G10544	P138	G10621	P173	G10681	P168
G10325	P172	G10544	P140	G10621	P252	G10681	P169
G10330	P104	G10546	P37	G10621	P254	G10681	P176
G10330	P106	G10564	P16	G10622	P14	G10681	P224
G10330	P110	G10565	P124	G10622	P88	G10693	P180
G10338	P10	G10567	P4	G10622	P92	G10722	P140
G10344	P128	G10567	P37	G10622	P94	G10725	P136
G10345	P124	G10570	P37	G10622	P118	G10725	P140
G10348	P92	G10574	P26	G10622	P130	G10726	P114
G10348	P146	G10581	P136	G10622	P166	G10740	P164
G10362	P112	G10585	P136	G10622	P168	G10743	P178
G10379	P149	G10592	P64	G10622	P173	G10746	P142
G10379	P152	G10599	P24	G10622	P238	G10747	P24
G10400	P114	G10599	P92	G10622	P254	G10757	P32
G10403	P90	G10602	P37	G10622	P255	G10758	P32
G10403	P142	G10602	P118	G10625	P114	G10765	P28
G10438	P112	G10602	P120	G10626	P164	G10765	P30
G10448	P104	G10602	P124	G10626	P174	G10770	P202
G10448	P106	G10602	P186	G10629	P166	G10809	P8
G10450	P112	G10606	P110	G10629	P169	G10809	P10
G10450	P160	G10615	P178	G10629	P178	G10809	P90
G10451	P16	G10616	P166	G10633	P164	G10809	P92
G10455	P124	G10616	P169	G10636	P30	G10809	P110
G10457	P110	G10620	P8	G10636	P104	G10809	P146
G10460	P99	G10620	P10	G10636	P106	G10821	P124
G10460	P104	G10620	P30	G10636	P178	G10829	P162
G10460	P106	G10620	P32	G10638	P130	G10829	P239
G10460	P118	G10620	P58	G10640	P18	G10833	P166
G10460	P136	G10620	P60	G10640	P124	G10844	P136
G10460	P187	G10620	P120	G10640	P136	G10844	P140
G10461	P136	G10620	P121	G10640	P160	G10857	P106
G10463	P124	G10620	P122	G10640	P178	G10857	P142
G10468	P138	G10620	P185	G10640	P197	G10860	P184

Part No.	Page	Part No.	Page	Part No.	Page	Part No.	Page
G10864	P32	*G11047X	P20	G11147	P58	G11382	P130
G10871	P160	G11058	P112	G11165	P64	G11385	P16
G10874	P135	G11065	P88	G11166	P238	G11385	P32
G10888	P166	G11067	P238	G11166	P266	G11385	P37
G10888	P169	G11068	P256	G11172	P19	G11385	P66
G10890	P120	G11071	P101	G11182	P76	G11385	P101
G10890	P186	G11073	P37	G11182	P80	G11385	P130
G10898	P94	G11075	P124	G11202	P36	G11385	P132
G10901	P164	G11075	P124	G11202	P238	G11385	P136
G10904	P130	G11078	P124	G11203	P92	G11385	P142
G10909	P118	G11083	P166	G11204	P97	G11385	P173
G10912	P255	G11083	P168	G11204	P117	G11385	P176
G10913	P107	G11087	P138	G11204	P119	G11385	P224
G10917	P166	G11087	P178	G11204	P119	G11385	P240
G10917	P168	G11091	P58	G11204	P119	G11386	P18
G10917	P173	G11091	P82	G11204	P166	G11386	P18
G10917	P178	G11091	P90	G11204	P168	G11386	P32
G10928	P67	G11091	P92	G11204	P173	G11386	P58
G10931	P88	G11091	P95	G11206	P130	G11386	P66
G10939	P124	G11091	P112	G11209	P32	G11386	P76
G10939	P138	G11091	P144	G11215	P97	G11386	P78
G10940	P18	G11091	P146	G11237	P164	G11386	P80
G10943	P60	G11091	P146	G11237	P178	G11386	P80
G10943	P66	G11091	P148	G11242	P176	G11386	P132
G10948	P197	G11100	P124	G11249	P76	G11386	P147
G10949	P130	G11106	P252	G11249	P82	G11386	P160
G10950	P130	G11109	P30	G11261	P76	G11386	P176
G10954	P238	G11123	P4	G11261	P80	G11386	P247
G10966	P32	G11123	P8	G11271	P11	G11386	P248
G10974	P28	G11123	P10	G11281	P20	G11386	P254
G10974	P30	G11123	P12	G11281	P34	G11386	P255
G10974	P78	G11123	P60	G11284	P88	G11387	P10
G10974	P104	G11123	P74	G11306	P166	G11387	P70
G10974	P106	G11123	P117	G11306	P169	G11387	P72
G10977	P90	G11123	P118	G11308	P166	G11387	P88
G10986X	P1	G11123	P119	G11308	P169	G11387	P90
G10988X	P1	G11123	P119	G11320	P110	G11387	P92
G10991	P132	G11123	P119	G11320	P172	G11387	P94
G10991	P147	G11123	P239	G11320	P176	G11387	P95
G10991	P160	G11124	P11	G11320	P266	G11387	P102
G10991	P180	G11124	P30	G11328	P86	G11387	P112
G10992	P238	G11124	P60	G11328	P102	G11387	P121
G11009	P14	G11124	P70	G11337	P110	G11387	P121
G11009	P20	G11124	P72	G11339	P86	G11387	P130
G11021	P208	G11124	P74	G11339	P238	G11387	P136
*G11039X	P20	G11124	P231	G11345	P8	G11387	P142
*G11040X	P20	G11124	P238	G11345	P254	G11387	P144
*G11041X	P20	G11134	P72	G11353	P164	G11387	P146
G11042X	P20	G11134	P144	G11356	P130	G11387	P160
*G11043X	P20	G11135	P173	G11360	P58	G11387	P162
*G11044X	P20	G11135	P224	G11360	P70	G11387	P164
*G11045X	P20	G11142	P58	G11360	P72	G11387	P166

Part No.	Page	Part No.	Page	Part No.	Page	Part No.	Page
G11387	P166	G11391	P92	G11468	P168	G11666	P176
G11387	P168	G11391	P97	G11468	P173	G11677	P176
G11387	P168	G11391	P118	G11472	P239	G11681	P176
G11387	P169	G11391	P128	G11480	P58	G11682	P176
G11387	P173	G11391	P136	G11480	P119	G11686	P118
G11387	P178	G11391	P136	G11496	P164	G11687	P36
G11387	P180	G11391	P140	G11496	P166	G11693	P20
G11387	P185	G11391	P142	G11496	P169	G11698	P176
G11387	P185	G11391	P160	G11497	P164	G11701	P176
G11387	P224	G11391	P162	G11497	P166	G11702	P176
G11387	P231	G11391	P166	G11497	P168	G11703	P176
G11387	P238	G11391	P168	G11497	P172	G11728	P148
G11387	P239	G11391	P173	G11498	P176	G11738	P90
G11387	P246	G11391	P178	G11499	P164	G11738	P166
G11387	P246	G11391	P184	G11499	P166	G11778	P67
G11387	P255	G11391	P224	G11499	P168	G11793	P34
G11389	P16	G11392	P28	G11499	P173	G11793	P37
G11389	P28	G11392	P101	G11506	P176	G11853	P101
G11389	P30	G11392	P246	G11511	P160	G11854	P101
G11389	P38	G11396	P104	G11514	P101	G11856	P101
G11389	P58	G11396	P106	G11518	P74	G11858	P128
G11389	P64	G11396	P187	G11519	P78	G11875	P16
G11389	P78	G11397	P104	G11522	P80	G11919	P152
G11389	P90	G11397	P106	G11527	P21	G11921	P60
G11389	P92	G11398	P114	G11528	P76	G11924	P58
G11389	P94	G11400	P136	G11528	P82	G11947	P200
G11389	P99	G11401	P88	G11528	P239	G11951	P149
G11389	P101	G11408	P11	G11534	P110	G11952	P206
G11389	P104	G11408	P58	G11534	P136	G11954	P204
G11389	P106	G11408	P82	G11539	P4	G11958	P14
G11389	P118	G11409	P74	G11539	P10	G11976	P6
G11389	P122	G11409	P238	G11539	P66	G11995	P67
G11389	P144	G11415	P62	G11539	P76	G12003-20	P66
G11389	P144	G11415	P90	G11539	P80	G12219-12	P238
G11389	P146	G11415	P90	G11553	P138	G1007301	P86
G11389	P146	G11415	P92	G11556	P20	G1049001	P92
G11389	P146	G11415	P173	G11556	P247	G10002701	P88
G11389	P146	G11415	P187	G11556	P248	G10013001	P254
G11389	P160	G11418	P140	G11560	P14	G10016001	P70
G11389	P162	G11418	P238	G11570	P136	G10016201	P70
G11389	P247	G11428	P4	G11573	P164	G10017201	P86
G11389	P248	G11433	P197	G11574	P176	G10018801	P12
G11389	P250	G11445	P36	G11578	P20	G10019303	P86
G11391	P4	G11447	P36	G11583	P176	G10023601	P58
G11391	P6	G11448	P20	G11584	P21	G10023601	P90
G11391	P11	G11453	P124	G11588	P20	G10023601	P92
G11391	P16	G11458	P176	G11588	P238	G10028601	P18
G11391	P24	G11460	P176	G11616	P256	G10028601	P18
G11391	P30	G11465	P4	G11618	P19	G10028701	P18
G11391	P62	G11467	P176	G11619	P19	G10028801	P18
G11391	P90	G11468	P164	G11619	P20	G10035901	P6
G11391	P90	G11468	P166	G11662	P110	G10049501	P234

Numerical Index

M0314-02

Model 4805

Part No.	Page	Part No.	Page	Part No.	Page	Part No.	Page
G10053801	P218	G10204701	P66	G10315901	P247	G10483101	P20
G10057501	P76	G10204801	P66	G10315901	P248	G10483201	P20
G10057501	P80	G10204901	P66	G10317401	P247	G10483401	P20
G10058001	P80	G10210601	P234	G10317501	P248	G10484901	P20
G10060901	P234	G10211901	P234	G10317801	P166	G10488901	P88
G10060902	P234	G10213601	P234	G10317801	P168	G10490401	P92
G10080501	P66	G10213602	P234	G10317801	P172	G10499801	P230
G10080601	P66	G10218401	P234	G10318901	P238	G10511101	P152
G10086501	P66	G10220101	P66	G10322501	P18	G10518501	P234
G10086601	P230	G10221701	P230	G10327301	P256	G10519401	P144
G10086901	P230	G10227101	P257	G10327501	P256	G10519501	P144
G10087001	P230	G10227201	P258	G10327601	P256	G10519601	P144
G10087601	P228	G10227301	P257	G10328101	P191	G10533101	P144
G10087701	P66	G10227401	P258	G10334701	P18	GA0160L	P136
G10088001	P230	G10229601	P144	G10334801	P18	GA0160R	P136
G10089801	P66	G10229701	P144	G10334901	P18	GA0167	P136
G10090401	P12	G10242601	P88	G10335001	P18	GA0167	P140
G10098201	P228	G10242801	P88	G10335101	P18	GA0245	P136
G10098301	P66	G10242801	P234	G10335201	P18	GA0245	P140
G10098401	P66	G10243001	P252	G10338201	P101	GA0257	P136
G10103401	P68	G10244201	P121	G10342101	P191	GA0257	P140
G10105301	P68	G10244201	P185	G10342101	P207	GA0262	P178
G10105401	P68	G10246901	P106	G10342201	P207	GA0530	P114
G10105501	P68	G10246901	P195	G10351401	P82	GA0531	P114
G10114001	P238	G10248201	P8	G10351501	P82	GA0532	P114
G10122301	P4	G10248201	P254	G10351701	P82	GA687	P254
G10126901	P64	G10250801	P70	G10351801	P72	GA1720	P117
G10128401	P78	G10252001	P64	G10359101	P144	GA1720	P119
G10129401	P76	G10252301	P247	G10359201	P144	GA1720	P119
G10129501	P78	G10252301	P248	G10359301	P144	GA1720	P119
G10129501	P80	G10252801	P38	G10367101	P261	GA2007	P8
G10130601	P238	G10254601	P178	G10367201	P258	GA2014	P28
G10132501	P78	G10254701	P245	G10367701	P263	GA2014	P30
G10132501	P80	G10263101	P67	G10375101	P256	GA2068	P120
G10141901	P6	G10263201	P256	G10375201	P256	GA2068	P186
G10169501	P238	G10269201	P234	G10375901	P144	GA2180	P117
G10169701	P218	G10269501	P210	G10394101	P234	GA2180	P119
G10188102	P128	G10286102	P88	G10394201	P234	GA2660	P166
G10188102	P234	G10286102	P234	G10394301	P234	GA2660	P168
G10192201	P66	G10291601	P142	G10402701	P4	GA2660	P172
G10197301	P231	G10291801	P142	G10424901	P101	GA3413	P212
G10197701	P231	G10291901	P231	G10425001	P142	GA4722	P107
G10199901	P195	G10291901	P234	G10428201	P92	GA4723	P107
G10200201	P234	G10292101	P142	G10428201	P146	GA5105	P124
G10200301	P66	G10292601	P231	G10434101	P142	GA5106	P124
G10200301	P234	G10292601	P234	G10435001	P66	GA5107	P123
G10201101	P245	G10296101	P142	G10435301	P67	GA5107	P124
G10201401	P66	G10299601	P20	G10463801	P66	GA5108	P124
G10202401	P66	G10301201	P86	G10463901	P66	GA5109	P124
G10202501	P230	G10302202	P67	G10464001	P67	GA5109	P144
G10204001	P66	G10302501	P76	G10475701	P4	GA5110	P117
G10204601	P66	G10302501	P80	G10478801	P238	GA5110	P122

Part No.	Page	Part No.	Page	Part No.	Page	Part No.	Page
GA5110	P124	GA9434	P160	GA14041	P82	GA17573	P132
GA5111	P124	GA9437	P160	GA14127	P130	GA17580	P11
GA5112	P124	GA9843	P117	GA14135	P88	GA17623	P130
GA5113	P123	GA9846	P120	GA14152	P90	GA17631	P128
GA5113	P124	GA9846	P121	GA14152	P92	GA17634	P10
GA5114	P184	GA9846	P122	GA14447	P242	GA17661	P119
GA5114	P186	GA9846	P185	GA14448	P242	GA17754	P21
GA5116	P123	GA9846	P186	GA14449	P242	GA17768	P135
GA5164	P117	GA10047	P160	GA14450	P242	GA17773	P22
GA5164	P184	GA10048	P160	GA14452	P242	GA17775	P34
GA5624	P123	GA10151	P10	GA14573	P74	GA17899	P164
GA5654	P28	GA10458	P135	GA14574	P74	GA17900	P164
GA5654	P30	GA10799	P97	GA14799	P210	GA17944	P120
GA5853	P140	GA10799	P148	GA14799	P219	GA17944	P186
GA5861	P135	GA11331	P117	GA14804	P133	GA17994	P130
GA6171	P18	GA11331	P122	GA14805	P58	GA18001	P130
GA6171	P24	GA11331	P144	GA14805	P90	GA18004	P10
GA6171	P24	GA11331	P184	GA14805	P92	GA18050	P32
GA6434	P24	GA11799	P216	GA14809	P174	GA18057	P135
GA6597	P24	GA11934	P227	GA14813	P176	GA18098	P30
GA6966	P160	GA11982	P11	GA14814	P176	GA18099	P30
GA6975	P240	GA11988	P132	GA14822	P90	GA18100	P30
GA7051	P117	GA11989	P132	GA14822	P92	GA18101	P30
GA7110	P117	GA11991	P132	GA14847	P90	GA18102	P30
GA7111	P117	GA12192	P120	GA14847	P244	GA18181	P176
GA7154	P122	GA12235	P28	GA15151	P140	GA18182	P176
GA7270	P32	GA12235	P30	GA15197	P24	GA18195	P36
GA7336	P123	GA12236	P28	GA15226	P104	GA18211	P130
GA7851	P244	GA12236	P30	GA15226	P106	GA18212	P130
GA7853	P244	GA12335	P178	GA15227	P104	GA18220	P117
GA7854	P244	GA12335	P180	GA15422	P110	GA18344	P172
GA8135	P244	GA12403	P88	GA15422	P266	GA18353	P8
GA8312	P101	GA12539	P242	GA15450	P12	GA18353	P102
GA8326	P37	GA12540	P242	GA15451	P12	GA18353	P254
GA8364	P37	GA12563	P244	GA15473	P36	GA18355	P195
GA8366	P37	GA12596	P242	GA15475	P34	GA18357	P219
GA8603	P26	GA12598	P242	GA15485	P14	GA18466	P168
GA8603	P160	GA12655	P244	GA15784	P101	GA18482	P130
GA8641	P26	GA12694	P244	GA15784	P191	GA18485	P138
GA8641	P26	GA12812	P90	GA16308	P210	GA18486	P249
GA8738	P240	GA12812	P244	GA16351	P244	GA18536	P32
GA8760	P28	GA12852	P242	GA16352	P244	GA18576	P169
GA8760	P30	GA12853	P242	GA16374	P10	GA18720	P172
GA8882	P200	GA12868	P242	GA16831	P242	GA18720	P176
GA8931	P166	GA13204	P106	GA16927	P164	GA18734	P136
GA8931	P168	GA13562	P242	GA17033	P78	GA18814	P36
GA8931	P182	GA13572	P242	GA17034	P78	GA18822	P188
GA9205	P110	GA13623	P166	GA17034	P82	GA18861	P135
GA9205	P191	GA13623	P168	GA17265	P99	GA18861	P197
GA9205	P202	GA13719	P135	GA17453	P21	GA18862	P197
GA9315	P114	GA13719	P140	GA17454	P34	GA18869	P138
GA9433	P160	GA14041	P76	GA17480	P187	GA18870	P138

Numerical Index

M0314-02

Model 4805

Part No.	Page	Part No.	Page	Part No.	Page	Part No.	Page
GA18884	P135	GA21064	P213	GA24284	P252	GA24770	P99
GA19112	P20	GA21066	P210	GA24285	P252	GA24771	P191
GA19114	P20	GA21066	P211	GA24324	P110	GA24775	P191
GA19115	P20	GA21066	P212	GA24336	P160	GA24777	P206
GA19160	P174	GA21066	P213	GA24337	P160	GA24780	P206
GA19161	P174	GA21067	P210	GA24364	P36	GA24783	P101
GA19162	P174	GA21067	P215	GA24568	P101	GA24799	P201
GA19163	P174	GA21067	P216	GA24569	P114	GA24801	P144
GA19164	P174	GA21067	P226	GA24573	P101	GA24802	P144
GA19165	P174	GA21107	P135	GA24574	P101	GA24803	P144
GA19166	P174	GA21143	P252	GA24575	P101	GA24805	P110
GA19335	P106	GA21151	P245	GA24632	P110	GA24806	P112
GA19393	P106	GA21152	P245	GA24633	P110	GA24808	P112
GA20088	P133	GA21209	P135	GA24648	P242	GA24834	P201
GA20103	P30	GA21405	P132	GA24649	P242	GA24848	P210
GA20136	P117	GA21405	P133	GA24652	P242	GA24849	P210
GA20252	P222	GA21406	P97	GA24676	P20	GA24852	P212
GA20256	P135	GA21406	P148	GA24686	P104	GA24853	P144
GA20270	P215	GA21456	P176	GA24686	P106	GA24856	P101
GA20270	P216	GA21508	P124	GA24691	P99	GA24861	P112
GA20270	P226	GA21510	P60	GA24709	P110	GA24861	P191
GA20271	P215	GA21598	P112	GA24723	P90	GA24861	P200
GA20271	P226	GA21599	P112	GA24723	P92	GA24862	P200
GA20272	P215	GA21614	P176	GA24724	P90	GA24863	P200
GA20272	P226	GA21628	P106	GA24724	P92	GA24865	P200
GA20370	P133	GA21628	P110	GA24724	P146	GA24869-28	P236
GA20566	P10	GA21628	P112	GA24725	P146	GA24869-115	P236
GA20583	P169	GA21676	P18	GA24726	P95	GA24869-182	P236
GA20583	P188	GA21677	P18	GA24728	P90	GA24869-191	P236
GA20622	P20	GA21687	P255	GA24728	P92	GA24874	P21
GA20640	P10	GA21689	P14	GA24729	P90	GA24877	P20
GA20697	P208	GA22165	P24	GA24729	P92	GA24878	P20
GA20710	P14	GA22522	P32	GA24730	P90	GA24884	P106
GA20710	P36	GA22522	P234	GA24730	P146	GA24886	P146
GA20710	P234	GA22547	P234	GA24731	P90	GA24909	P101
GA20711	P20	GA22547	P249	GA24731	P92	GA24910	P101
GA20711	P234	GA22554-20	P236	GA24731	P146	GA24911	P104
GA20712	P14	GA22554-20	P256	GA24732	P95	GA24911	P106
GA20712	P32	GA22554-36	P236	GA24733	P90	GA24913	P110
GA20712	P234	GA22554-36	P256	GA24733	P166	GA24922	P106
GA20723	P176	GA22554-120	P236	GA24734	P138	GA24922	P107
GA20901	P4	GA22554-360	P236	GA24735	P135	GA24933	P90
GA20902	P14	GA22554-360	P256	GA24736	P135	GA24934	P90
GA20903	P245	GA22556-91	P236	GA24741	P121	GA24970	P110
GA20914	P14	GA22556-115	P236	GA24741	P185	GA24988	P94
GA21047	P107	GA22556-134	P236	GA24747	P187	GA24993	P104
GA21048	P104	GA22556-180	P236	GA24748	P187	GA24994	P106
GA21048	P106	GA22556-300	P236	GA24752	P20	GA24999	P104
GA21048	P107	GA22585	P254	GA24767	P101	GA24999	P106
GA21064	P210	GA22898	P176	GA24769	P101	GA24999	P191
GA21064	P211	GA23989	P102	GA24769	P191	GA24999	P208
GA21064	P212	GA24281	P252	GA24769	P201	GA25001	P208

Part No.	Page	Part No.	Page	Part No.	Page	Part No.	Page
GA25003	P208	GA25221	P191	GA25441	P58	GA25925	P144
GA25004	P208	GA25221	P204	GA25456	P147	GA25925	P146
GA25005	P94	GA25222	P204	GA25457	P147	GA25949	P14
GA25006	P168	GA25223	P204	GA25465	P96	GA25949	P255
GA25006	P172	GA25225	P204	GA25468	P144	GA25950	P255
GA25013	P156	GA25227	P99	GA25477	P142	GA25963	P255
GA25014	P156	GA25233	P106	GA25500	P149	GA25967	P110
GA25015	P144	GA25233	P191	GA25530	P104	GA25976	P254
GA25016	P152	GA25233	P212	GA25531	P106	GA25980	P60
GA25017	P152	GA25234	P191	GA25536	P162	GA25981	P60
GA25018	P152	GA25234	P212	GA25537	P162	GA25982	P222
GA25023	P238	GA25254	P210	GA25538	P162	GA25993	P238
GA25029	P14	GA25255	P210	GA25539	P162	GA25997	P234
GA25029	P14	GA25256	P210	GA25542	P162	GA25999	P162
GA25029	P234	GA25259	P16	GA25543	P162	GA26005	P222
GA25031	P234	GA25260	P16	GA25545	P162	GA26009	P164
GA25055	P104	GA25261	P16	GA25591	P234	GA26075	P38
GA25055	P106	GA25261	P198	GA25593	P234	GA26104	P86
GA25060	P152	GA25264	P16	GA25596	P234	GA26144	P62
GA25061	P156	GA25274	P110	GA25597	P234	GA26164	P195
GA25063	P152	GA25276	P144	GA25598	P234	GA26164	P195
GA25089	P152	GA25286	P214	GA25599	P234	GA26179	P90
GA25090	P154	GA25287	P138	GA25600	P162	GA26179	P92
GA25091	P156	GA25289	P195	GA25613	P147	GA26179	P146
GA25115	P101	GA25289	P224	GA25616	P146	GA26193	P92
GA25116	P101	GA25303	P110	GA25622	P146	GA26193	P146
GA25117	P120	GA25311	P133	GA25623	P146	GA26493	P142
GA25117	P186	GA25327	P20	GA25624	P146	GA26539	P4
GA25128	P122	GA25330	P99	GA25625	P146	GA26603	P250
GA25138	P117	GA25331	P154	GA25630	P146	GA26668	P146
GA25142	P58	GA25332	P154	GA25636	P195	GA26673	P238
GA25143	P58	GA25333	P152	GA25653	P128	GA26674	P238
GA25144	P58	GA25334	P147	GA25653	P234	GA26681	P238
GA25145	P58	GA25335	P144	GA25668	P172	GA26681	P246
GA25146	P58	GA25335	P152	GA25669	P164	GA26683	P238
GA25147	P58	GA25336	P149	GA25670	P164	GA26684	P238
GA25148	P58	GA25352	P195	GA25671	P164	GA26685	P239
GA25149	P58	GA25363	P128	GA25672	P176	GA26686	P239
GA25159	P234	GA25388	P60	GA25711	P234	GA26687	P239
GA25166	P234	GA25388	P74	GA25774	P247	GA26688	P238
GA25170	P234	GA25389	P222	GA25776	P247	GA26689	P238
GA25171	P234	GA25390	P222	GA25776	P248	GA26709	P234
GA25171	P249	GA25392	P64	GA25806	P97	GA26711	P234
GA25182	P8	GA25392	P222	GA25806	P166	GA26717	P238
GA25203	P14	GA25396	P70	GA25806	P168	GA26719	P195
GA25203	P14	GA25396	P72	GA25806	P172	GA26723	P4
GA25203	P234	GA25397	P60	GA25843	P178	GA26751	P234
GA25207	P234	GA25399-36	P252	GA25844	P178	GA26766	P142
GA25214	P14	GA25403	P222	GA25847	P178	GA26839	P238
GA25220	P122	GA25404	P222	GA25850	P178	GA26841	P224
GA25221	P104	GA25427	P58	GA25857	P195	GA26920	P12
GA25221	P106	GA25437	P252	GA25857	P224	GA26924-01	P265

Numerical Index

M0314-02

Model 4805

Part No.	Page	Part No.	Page	Part No.	Page	Part No.	Page
GA26924-02	P265	GB0287	P124	GB1195	P86	GD1862	P164
GA26924-03	P265	GB0296	P160	GB1196	P86	GD2117	P263
GA26924-04	P265	GB0320	P114	GB1197	P86	GD2199	P168
GA26924-05	P265	GB0322	P160	GB1199	P86	GD2558	P90
GA26924-06	P265	GB0323	P160	GB1201	P86	GD2558	P94
GA26924-08	P265	GB0331	P10	GB1203	P86	GD2558	P120
GA26924-09	P265	GB0383	P28	GB1204	P86	GD2558	P124
GA26924-10	P265	GB0387	P28	GB1206	P80	GD2558	P124
GA26924-11	P232	GB0387	P30	GB1216	P58	GD2558	P144
GA26924-11	P265	GB0397	P11	GB1218	P8	GD2558	P178
GA26924-12	P232	GB0400	P160	GB1223	P6	GD2558	P186
GA26924-13	P232	GB0405	P160	GB1224	P6	GD2597	P136
GA26926	P239	GB0425	P83	GB1224	P6	GD2597	P140
GA26960	P6	GB0429	P83	GB1231	P20	GD2721	P135
GA26981	P234	GB0430	P83	GB1239	P20	GD2745-28	P197
GA26982	P234	GB0430	P86	GB1249	P58	GD2947	P32
GA27038	P28	GB0444	P86	GB1273	P20	GD2971-03	P121
GA27043	P191	GB0464	P28	GD0453-07	P135	GD2971-03	P185
GA27043	P206	GB0554	P140	GD0652	P135	GD2971-09	P110
GA27099-10.5	P142	GB0577	P36	GD0704	P135	GD2971-26	P58
GA27099-14	P142	GB0579	P36	GD0746	P140	GD2984	P263
GA27099-28	P142	GB0673	P78	GD0840	P136	GD3248	P136
GA27122	P6	GB0673	P80	GD0840	P140	GD3612	P4
GA27156	P86	GB0675	P80	GD0914-15	P122	GD3623	P172
GA27157	P86	GB0676	P20	GD0914-66	P117	GD3951	P166
GA27158	P76	GB0695	P22	GD0914-66	P184	GD3951	P168
GA27158	P86	GB0696	P22	GD0914-101.5	P117	GD3951	P173
GA27159	P76	GB0697	P19	GD0914-105	P117	GD4700	P120
GA27159	P86	GB0722	P4	GD1026	P10	GD4700	P186
GB0115	P37	GB0730	P117	GD1026	P121	GD4701	P120
GB0116	P37	GB0733	P124	GD1026	P123	GD4701	P186
GB0165	P136	GB0734	P124	GD1026	P160	GD4743	P95
GB0186	P6	GB0753	P21	GD1026	P185	GD4743	P164
GB0206	P178	GB0754	P21	GD1061	P37	GD4743	P166
GB0218	P11	GB0755	P22	GD1063	P37	GD4743	P169
GB0218	P16	GB0766	P130	GD1065	P10	GD4743	P176
GB0218	P30	GB0780	P19	GD1085	P24	GD4887-27	P78
GB0218	P117	GB0815	P19	GD1109	P24	GD5625	P101
GB0218	P178	GB0816	P19	GD1114	P117	GD5857	P30
GB0218	P184	GB0818	P20	GD1114	P142	GD5857	P124
GB0230	P112	GB0823	P19	GD1114	P162	GD5857	P184
GB0234	P112	GB0905	P78	GD1114	P178	GD6279-03	P106
GB0239	P24	GB0905	P80	GD1132	P28	GD6279-03	P224
GB0254	P24	GB0907	P20	GD1132	P30	GD6279-05	P58
GB0265	P4	GB0917	P14	GD1162	P263	GD6279-06	P70
GB0266	P4	GB0917	P20	GD1166	P104	GD6279-06	P72
GB0267	P4	GB0918	P4	GD1166	P106	GD6279-07	P66
GB0276	P18	GB0920	P20	GD1359	P114	GD6291	P32
GB0278	P37	GB0921	P20	GD1360	P114	GD6291	P34
GB0282	P24	GB0958	P20	GD1512	P132	GD6825-24	P117
GB0285	P4	GB0969	P94	GD1512	P252	GD6825-26.5	P117
GB0287	P117	GB1190	P39	GD1512	P263	GD6825-59.75	P117

Part No.	Page	Part No.	Page	Part No.	Page	Part No.	Page
GD6825-69	P117	GD11240	P37	GD14559	P6	GD19690-03	P80
GD7079	P107	GD11297	P37	GD15235	P173	GD19690-04	P76
GD7089	P107	GD11306	P12	GD15489	P135	GD19690-04	P80
GD7127	P124	GD11413	P37	GD15605	P164	GD19759	P244
GD7137	P110	GD11424	P34	*GD15849-02	P62	GD19811	P133
GD7145	P58	GD11557	P160	GD15849-02	P96	GD19864	P86
GD7145	P94	GD11558	P160	GD15849-02	P97	GD20037	P78
GD7145	P144	GD11580	P197	GD15849-04	P97	GD20095	P64
GD7145	P247	GD11652	P26	GD15849-06	P148	GD20111	P164
GD7145	P248	GD11677	P26	GD16058	P101	GD20282	P88
GD7148	P37	GD11700	P166	GD16188	P227	GD20923	P76
GD7258	P37	GD11700	P168	GD16598	P94	GD20923	P80
GD7318	P10	GD11700	P169	GD16598	P117	GD20928	P60
GD7426	P121	GD11700	P222	GD16598	P128	GD20928	P74
GD7426	P123	GD11700	P227	GD16598	P136	GD20984	P66
GD7426	P185	GD11721	P90	GD16598	P142	GD20984	P78
GD7571	P107	GD11962	P10	GD16598	P147	GD21080	P86
GD7803	P26	GD11963-01	P244	GD16598	P166	GD21300	P60
GD7804	P26	GD12103	P207	GD16598	P168	GD21300	P74
GD7817-03	P178	GD12103	P208	GD16598	P173	GD21337	P6
GD7817-04	P135	GD12104	P204	GD16598	P184	GD21398	P149
GD7817-04	P178	GD12121	P201	GD16598	P224	GD21540	P135
GD7864	P107	GD12121	P206	GD17141	P130	GD21540	P140
GD7904-09	P135	GD12548	P197	GD17141	P133	GD21686	P104
GD7907	P178	GD12557	P133	GD17143	P132	GD21686	P106
GD7908	P178	GD12558	P133	GD17143	P133	GD22200	P132
GD8218	P135	GD12561	P21	GD18010	P128	GD22200	P238
GD8460	P24	GD12561	P22	GD18013	P244	GD22695	P36
GD8893-04	P117	GD12676	P160	GD18176	P242	GD22696	P36
GD9120	P24	GD12677	P160	GD18407	P242	GD23382	P201
GD9254	P26	GD12679	P160	GD18408	P242	GD23382	P206
GD9464-03	P112	GD12685	P160	GD18628	P244	GD23450	P201
GD9662	P187	GD13170	P202	GD18646	P106	GD23450	P206
GD9720	P30	GD13171	P202	GD18796	P128	GD23802	P34
GD9724	P28	GD13172	P202	GD18901	P244	GD23803	P34
GD9724	P30	GD13173	P202	GD19080	P128	GD24362	P244
GD10057-14	P172	GD13287	P160	GD19206	P135	GD24386	P80
GD10273	P178	GD13287	P168	GD19212	P82	GD24693	P78
GD10283	P140	GD13287	P247	GD19212	P135	GD24695	P78
GD10519	P28	GD13287	P248	GD19237	P133	GD24708	P21
GD10519	P30	GD13348	P14	GD19238	P133	GD24754	P78
GD10538-11	P122	GD13348	P58	GD19343	P124	GD24754	P80
GD10544	P252	GD13400	P202	GD19344	P124	GD24879-01	P78
GD10993	P4	GD13554	P117	GD19383-01	P64	GD24879-01	P80
GD11001	P18	GD13740	P114	GD19383-01	P232	GD25007	P239
GD11115	P135	GD14065	P24	GD19508	P83	GD25071	P4
GD11123	P164	GD14217	P6	GD19509	P83	GD25072	P4
GD11124	P90	GD14413	P124	GD19658-02	P58	GD25072	P12
GD11124	P92	GD14414	P124	GD19659-01	P58	GD25147	P20
GD11124	P146	GD14427	P124	GD19659-01	P72	GD25309	P11
GD11132	P254	GD14431	P124	GD19659-10	P70	GD25379	P8
GD11239	P37	GD14432	P124	GD19690-03	P76	GD25380	P8

Numerical Index

M0314-02

Model 4805

Part No.	Page	Part No.	Page	Part No.	Page	Part No.	Page
GD25383	P8	GD26816	P168	GD29104-13	P187	GD31305	P74
GD25384	P8	GD26816	P173	GD29104-14	P110	GD31353MPP	P24
GD25420	P124	GD26872	P138	GD29104-15	P187	GD31424	P58
GD25422	P124	GD26954	P135	GD29315	P215	GD31611	P207
GD25486	P130	GD26955	P135	GD29315	P216	GD31611	P208
GD25499	P238	GD26966	P197	GD29315	P226	GD32048	P207
GD25499	P246	GD26970	P4	GD29318	P210	GD32048	P208
GD25519	P26	GD26971	P4	GD29318	P212	GD32061	P231
GD25522	P232	GD26973	P28	GD29318	P215	GD33361	P204
GD25638	P133	GD26974	P11	GD29318	P216	GD33756	P252
GD25644	P60	GD26989	P249	GD29318	P222	GD33757	P252
GD25644	P74	GD26989	P256	GD29318	P226	GD33758	P252
GD25666	P10	GD27019	P238	GD29319	P212	GD33759	P252
GD25785	P110	GD27019	P246	GD29319	P222	GD33953	P82
GD25791	P124	GD27021	P36	GD29321	P210	GD33958	P82
GD25792	P124	GD27066	P197	GD29321	P213	GD34071	P82
GD25860	P135	GD27067	P197	GD29321	P215	GD34081	P112
GD25862	P135	GD27068	P197	GD29321	P216	GD34103	P60
GD25959	P138	GD27190	P90	GD29321	P218	GD34545	P90
GD25965	P138	GD27190	P92	GD29321	P226	GD34545	P92
GD25969	P135	GD27190	P95	GD29401	P117	GD34545	P95
GD26069	P130	GD27190	P146	GD29425	P20	GD34545	P146
GD26070	P130	GD27190	P249	GD29491	P36	GD34622-12.25	P120
GD26110	P128	GD27190	P256	GD29492	P36	GD34622-12.25	P186
GD26204	P138	GD27204	P92	GD29493	P32	GD34622-13.41	P120
GD26262	P30	GD27204	P146	GD29502-26	P164	GD34622-13.41	P186
GD26274	P166	GD27215	P76	GD29502-31.5	P164	GD34624	P211
GD26274	P168	GD27232	P202	GD29625	P176	GD34630	P201
GD26274	P169	GD27234	P207	GD29657	P20	GD34630	P206
GD26274	P173	GD27234	P208	GD29813	P176	GD34638	P206
GD26274	P176	GD27235	P204	GD30262	P239	GD34646	P204
GD26304	P176	GD27238	P200	GD30273	P200	GD34653	P204
GD26310	P88	GD27238	P201	GD30274	P200	GD34685	P112
GD26314	P219	GD27238	P206	GD30294	P210	GD34701	P90
GD26329	P117	GD27607	P76	GD30380	P135	GD34701	P92
GD26329	P119	GD27607	P80	GD30421-250	P176	GD34702	P90
GD26329	P119	GD28354	P238	GD30571	P215	GD34702	P92
GD26329	P119	GD28372	P58	GD30571	P226	GD34707	P213
GD26386	P130	GD28372	P90	GD30683	P112	GD34708	P210
GD26387	P130	GD28372	P92	GD30684	P112	GD34709	P110
GD26472	P166	GD28390	P4	GD30685	P112	GD34710	P110
GD26472	P168	GD28420	P16	GD30686	P112	GD34711	P110
GD26472	P173	GD28420	P30	GD30725	P12	GD34712	P110
GD26474	P164	GD28515	P36	GD30725	P28	GD34713-01	P110
GD26535	P164	GD28631	P20	GD30725	P30	GD34713-02	P110
GD26548	P166	GD29030-11	P104	GD30726	P14	GD34713-03	P110
GD26572	P32	GD29030-11	P106	GD30726	P254	GD34713-04	P110
GD26593	P20	GD29104-06	P104	GD30726	P255	GD34713-05	P110
GD26597	P117	GD29104-06	P106	GD30726	P256	GD34717	P201
GD26803	P32	GD29104-07	P104	GD30731	P14	GD34727	P210
GD26804	P32	GD29104-07	P106	GD30882	P60	GD34750	P200
GD26816	P166	GD29104-12	P99	GD30882	P74	GD34751	P200

Part No.	Page	Part No.	Page	Part No.	Page	Part No.	Page
GD34774	P20	GD34998	P157	GD35466-195	P158	GD35903	P58
GD34779	P254	GD34999	P157	GD35466-230	P158	GD35908	P142
GD34810-01	P99	GD35000	P147	GD35466-283	P158	GD35913	P14
GD34810-02	P101	GD35004	P152	GD35466-296	P158	GD35913	P254
GD34811-01	P101	GD35005-42	P152	GD35466-305	P158	GD35921	P231
GD34812	P107	GD35006	P152	GD35466-338	P158	GD36071	P90
GD34813-01	P101	GD35007	P152	GD35466-362	P158	GD36261	P152
GD34822	P247	GD35009	P152	GD35466-410	P158	GD36393	P66
GD34822	P248	GD35051	P117	GD35466-425	P158	GD36495-28	P58
GD34825	P247	GD35126	P82	GD35466-467	P158	GD36495-37	P58
GD34825	P248	GD35127	P112	GD35467-112	P158	GD36531	P220
GD34905	P101	GD35151-8.625	P124	GD35467-132	P158	GD36577	P206
GD34906	P101	GD35210	P204	GD35470	P221	GD36578	P206
GD34908	P104	GD35214	P212	GD35530	P156	GD36590	P64
GD34908	P106	GD35216	P252	GD35531	P152	GD36666	P66
GD34920	P106	GD35221	P149	GD35532	P148	GD36666	P142
GD34923	P178	GD35221	P162	GD35561	P146	GD36667	P66
GD34924	P90	GD35234	P144	GD35574	P255	GD36667	P142
GD34924	P144	GD35235	P144	GD35588	P166	GD36680	P238
GD34924	P146	GD35251	P210	GD35588	P169	GD36681	P238
GD34924	P146	GD35271	P214	GD35588	P173	GD36682	P238
GD34924	P176	*GD35274-01	P80	GD35589	P166	GD36709	P18
GD34951	P208	GD35274-01	P78	GD35589	P168	GD36713	P18
GD34957	P94	GD35294	P60	GD35589	P173	GD36723	P252
GD34957	P168	GD35298	P94	GD35608	P176	GD36724	P252
GD34957	P173	GD35299	P94	GD35609	P14	GD36820	P238
GD34959	P94	GD35314	P222	GD35626	P14	GD36821	P238
GD34959	P168	GD35339	P112	GD35629	P14	GD36822	P238
GD34959	P173	GD35340	P112	GD35713	P248	GD36856	P12
GD34960	P94	GD35380	P136	GD35729	P168	GD36860	P12
GD34960	P168	GD35381	P66	GD35819	P178	GD36974	P6
GD34960	P173	GD35383	P102	GD35835	P224	GD36977	P6
GD34961	P94	GD35413-15	P67	GD35836	P14	GD36990	P12
GD34962	P94	GD35420	P254	GD35836	P254	GD37001	P76
GD34963	P94	GD35434	P58	GD35836	P254	GD37001	P80
GD34963	P169	GD35435	P58	GD35837	P14	GD37049	P86
GD34963	P173	GD35436	P58	GD35837	P254	GM0314-02	P266
GD34973	P154	GD35437	P58	GD35837	P255	GR0146MPP	P265
GD34974	P154	GD35438-28.23	P58	GD35838	P14	GR0150	P136
GD34975	P154	GD35439	P58	GD35838	P254	GR0150	P140
GD34976	P154	GD35441	P216	GD35844	P78	GR0151	P136
GD34977	P154	GD35446	P215	GD35844	P80	GR0151	P140
GD34978	P154	GD35446	P216	GD35857	P78	GR0191	P114
GD34979-8	P154	GD35446	P226	GD35857	P80	GR0192	P114
GD34980	P157	GD35447	P60	GD35868	P255	GR0196	P37
GD34981	P157	GD35448	P60	GD35872	P255	GR0196	P119
GD34982	P157	GD35449	P64	GD35880-01	P8	GR0528	P101
GD34983	P157	GD35449	P231	GD35880-02	P8	GR0528	P107
GD34991	P152	GD35449	P254	GD35880-03	P8	GR0763	P219
GD34992	P152	GD35459	P16	GD35880-04	P8	GR0912	P118
GD34994	P152	GD35462	P144	GD35881	P149	GR0912	P118
GD34997	P157	GD35465	P252	GD35885	P254	GR0912	P124

Part No.	Page	Part No.	Page	Part No.	Page	Part No.	Page
GR0912	P144	GR1363	P240	GR1921	P130	*R2305	P198
GR1037	P60	GR1364	P240	GR1921	P132	*R2307	P198
GR1037	P60	GR1465	P204	GR1943	P130	*R2308	P198
GR1037	P66	GR1465	P211	GR1947	P83	*R2309	P198
GR1037	P112	GR1465	P212	GR1951	P130	**R2365	P224
GR1037	P136	GR1465	P220	GR1961	P74	**R2366	P224
GR1037	P197	GR1465	P221	GR1967	P74	**R2367	P224
GR1037	P200	GR1465	P226	GR1968	P74		
GR1037	P200	GR1466	P210	GR1969	P74		
GR1037	P201	GR1466	P216	GR1970	P74		
GR1037	P204	GR1466	P216	GR1971	P74		
GR1037	P204	GR1466	P222	GR1977	P74		
GR1037	P206	GR1466	P239	GR1978	P74		
GR1037	P210	GR1517	P200	GR1979	P74		
GR1037	P211	GR1532	P197	GR2000	P74		
GR1037	P213	GR1533	P182	GR2011	P180		
GR1037	P216	GR1535	P182	GR2109	P74		
GR1037	P216	GR1540	P182	GR2126	P238		
GR1037	P216	GR1541	P182	GR2127MPP	P265		
GR1037	P222	GR1542	P182	GR2185	P180		
GR1037	P226	GR1543	P180	GR2231	P200		
GR1045	P102	GR1543	P182	GR2233	P130		
GR1045	P144	GR1544	P182	GR2240MPP	P266		
GR1045	P204	GR1545	P182	GR2241MPP	P266		
GR1045	P207	GR1557	P117	GR2250	P207		
GR1045	P210	GR1570MPP	P265	GR2268	P154		
GR1045	P211	GR1574	P182	GR2282	P198		
GR1045	P212	GR1598	P202	GR2290	P144		
GR1045	P213	GR1681	P114	GR2290	P152		
GR1045	P216	GR1734	P60	GR2291	P144		
GR1045	P220	GR1750	P219	GR2291	P152		
GR1045	P226	GR1777	P62	GR2291	P152		
GR1045	P230	GR1777	P96	GR2293	P156		
GR1045	P239	GR1777	P97	GR2310	P154		
GR1104	P180	GR1777	P148	GR2312	P230		
GR1112	P180	GR1786	P230	GR2330	P154		
GR1116	P180	GR1796	P180	GR2331	P154		
GR1118	P180	GR1798	P180	GR2337	P204		
GR1120	P180	GR1800	P180	GR2338	P201		
GR1122	P178	GR1801	P180	GR2340	P206		
GR1123	P180	GR1803	P180	GR2341	P208		
GR1124	P180	GR1804	P180	GR2361	P224		
GR1134	P180	GR1805	P180	GR2362	P198		
GR1146	P180	GR1806	P180	GR2363	P198		
GR1292	P36	GR1808	P178	GR2368	P224		
GR1292	P240	GR1808	P180	*R2281	P198		
GR1293	P117	GR1836	P242	*R2283	P198		
GR1294	P117	GR1838	P242	*R2300	P198		
GR1295	P117	GR1839	P242	*R2301	P198		
GR1296	P117	GR1842MPP	P266	*R2302	P198		
GR1301	P117	GR1912	P107	*R2303	P198		
GR1322	P210	GR1916	P242	*R2304	P198		

This page left blank intentionally.