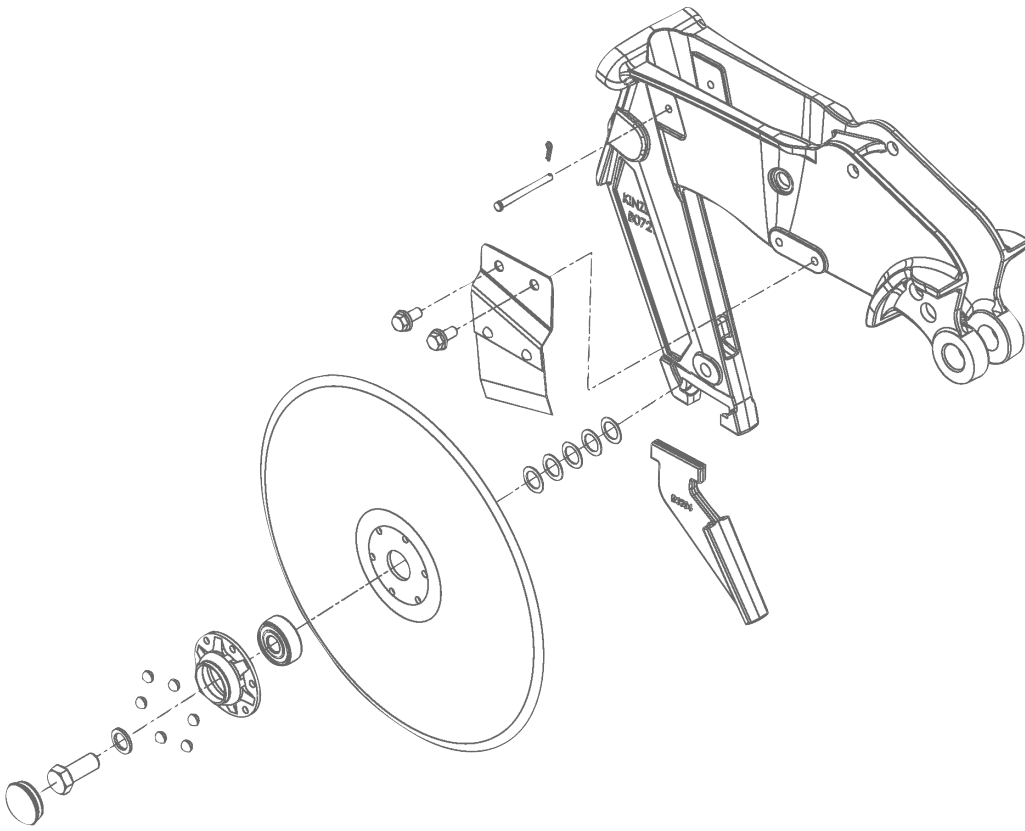


PARTS MANUAL



M0282-02

MODEL 4800 FRONT-FOLD PLANTER

1/20

MODEL 4800 FRONT FOLDING PLANTER PARTS MANUAL

M0282-02

1/20

This manual applies to: Model: 4800 70 CM Front Folding Planter
2019 Production and on

Record the model number and serial number of your planter along with date purchased:

Serial Number _____

Date Purchased _____

Information in this manual was current at time of printing. However, due to Kinze's ongoing product improvement, production changes may cause your machine to appear slightly different in detail. Kinze Manufacturing, Inc. reserves the right to change specifications or design without notice and without incurring obligation to install the same on machines previously manufactured.

Right hand (R.H.) and left hand (L.H.), as used throughout this manual, are determined by facing in the direction the machine will travel when in use, unless otherwise stated.

Contents

ROW UNIT

Shank Assembly, Seed Tube, and Depth Adjustment P1
 Parallel Arms, Mounting Support Plate, and Quick Adjustable
 Down Forces Springs Option P3
 Hopper Support and Position Switch P5
 Pneumatic Down Pressure Row Unit Assembly P7
 Ground Contact Drive Clutch P9
 15" Seed Opener Disc Blade/Bearing Assembly, and
 Scrapers P11
 Blue Drive Row Unit P12
 Gauge Wheels P14
 Vacuum Seed Meter P16
 Finger Pickup Seed Meter P18
 Brush-Type Seed Meter 2.0 P20
 Seed Hopper P22
 Bulk Fill Mini-Hopper P23
 "V" Closing Wheels P24
 Row Unit Mounted No Till Coulter P26
 Coulter Mounted Residue Wheels P28
 Row Unit Mounted Double Residue Wheels P30
 Granular Chemical Rear Banding Options (Ground Contact
 Drive) P32
 Granular Chemical Hopper P34
 Blue Drive Insecticide Meter P36
 Granular Chemical Meter Drive Assembly (Ground Contact
 Drive) P38

VACUUM SYSTEM

Vacuum Fan and Manifold P40
 Vacuum Fan Assembly P42
 Vacuum Gauges P44
 Blue Drive Vacuum Gauges P45
 Hydraulic PTO Pump System P46
 PTO Pump Assembly P47

BULK FILL SYSTEM

Bulk Fill System P49
 Bulk Fill Fan Assembly P51
 Bulk Fill Tank and Entrainers P53
 Bulk Fill Tank Assembly P55
 Bulk Fill Distribution Hoses P57
 Entrainer Assembly, L.H. Outside P59
 Entrainer Assembly, L.H. Inside P61
 Entrainer Assembly, R.H. Inside P63
 Entrainer Assembly, R.H. Outside P65
 Bulk Fill Scale Package P67
 Bulk Fill Catwalk P69
 Bulk Fill Hose Holders P71

Bulk Fill Catwalk Extension W/Granular Chemical P73
 Bulk Fill Pressure Gauge P74
 Bulk Fill Vacuum Pressure Gauge P75
 Blue Drive Bulk Fill Pressure Gauge P76
 Bulk Fill with Fertilizer tanks Pressure Gauge P77

BASE MACHINE

Base Machine P78
 H-Frame, Hitch, and Axle P79
 R.H. Wing P82
 L.H. Wing P84
 Hub and Spindle Assembly P86
 Hitch Assembly P88
 Drawbar Hitch P90
 Transport Axle W/Hubs P92
 Ground Contact Drive P94
 Row Unit Drive P98
 Contact Tire Assembly P99
 Contact Drive Tower P100
 Transmission Crossover Assembly P101
 Transmission Assembly P102
 Point Row Clutch P104
 Pneumatic Down Pressure Option P106
 Electric Compressor P108
 Air Tank Assembly P110
 Air Valve Assembly, ISOBUS P112
 Air Valve Assembly, Blue Drive P113
 Row Marker Assembly P115
 Second Stage Marker P118
 Row Marker Spindle/Hub/Blade P120
 Hydraulic Schematic Vacuum Planter with PTO and Bulk
 Fill P122

HYDRAULICS

Hydraulic Schematic Vacuum Planter with PTO and Bulk
 Fill P124
 Hydraulic Schematic Vacuum Planter with PTO and Bulk
 Fill P125
 Vacuum and Bulk Dry Fertilizer System P130
 Row Marker Cylinder P132
 Drawbar Hitch Cylinder P134
 Drawbar Hitch Cylinder P135
 Fold Cylinder P136
 Tongue Lock Cylinder P137
 Wing Cylinder P138
 Master Cylinder (Center) P140
 Wing Down Pressure Cylinder P142
 Wing Latch Cylinder P143
 Lift/Down Force Manifold Block P144

Hydraulic Valve Block on Front Hitch	P146
Hydraulic Valve Block on Outer Wings	P147
Fold/Marker Manifold Block	P148
Anti-Cavity Check Valve	P149
Hydraulic Valve Block on Vacuum Motor	P150
Bulk Fill Hydraulic Valve Block on Vacuum Motor	P151
Blue Drive system. Hydraulic Valve Block on Vacuum Motor	P152

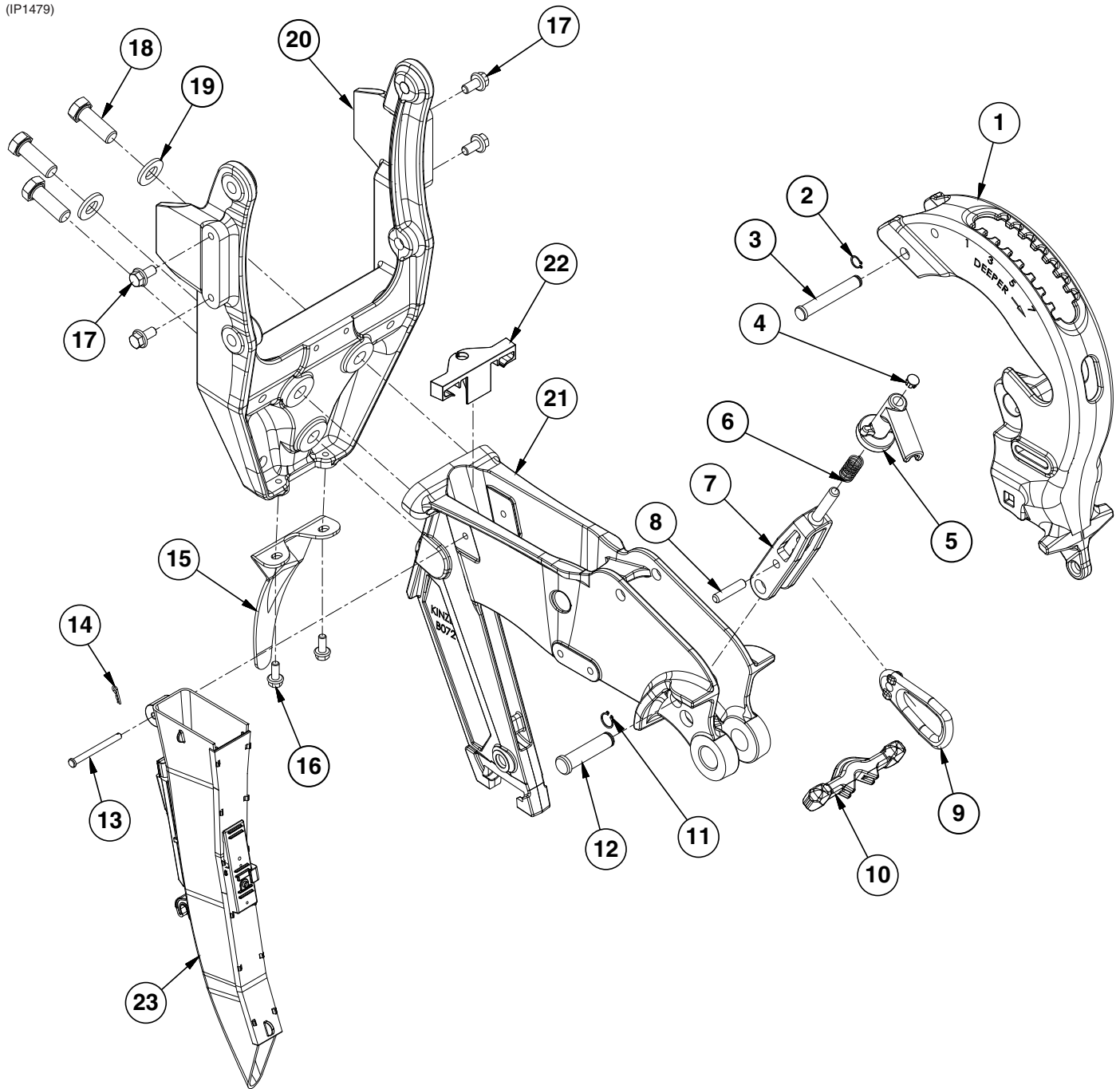
ELECTRICAL

Base Machine Electrical Schematic.	P154
Ethernet interconnect Electrical Schematic	P156
Ethernet interconnect Electrical Schematic	P157
Ag Leader Display Package.	P158
Control Box	P160
PMM	P161
Power Pack	P162
Power Pack mounting	P165
Lighting	P166
Auxiliary Work Lights	P168

FERTILIZER

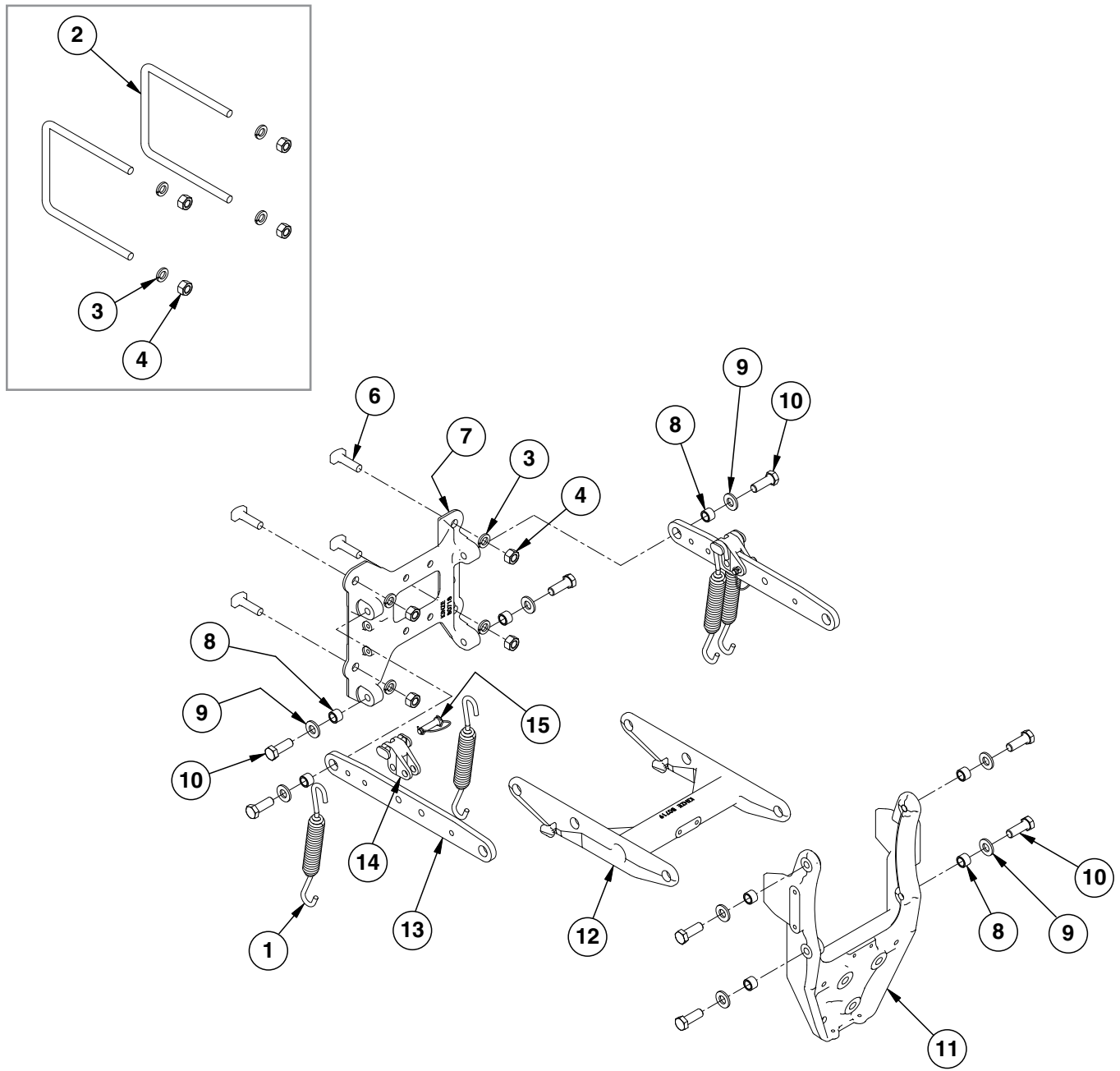
Air Distribution System	P190
Air Release Tube Assemblies	P180
Dry Fertilizer 5,5 t Catwalk System	P172
Dry Fertilizer 5,5 t Tank	P184
Dry Fertilizer Fan	P186
Dry Fertilizer Hoses	P195
Dry Fertilizer System	P170
Dry Fertilizer Tank	P182
Gear Box	P194
Hydraulic PTO Pump System W/Dry Fertilizer.	P174
Notched Single Disc Fertilizer Opener Mounting Hardware	P196
Notched Single Disc Fertilizer Openers Mounts and Hardware	P198
Notched Single Disc Fertilizer Openers Mounts and Hardware	P199
Oil Reservoir	P178
PTO Pump	P192
PTO Pump Assembly.	P176
Quad Gauge	P179
Rear Trailer Hitch	P200
Variable Hydraulic Transmission	P188

(IP1479)



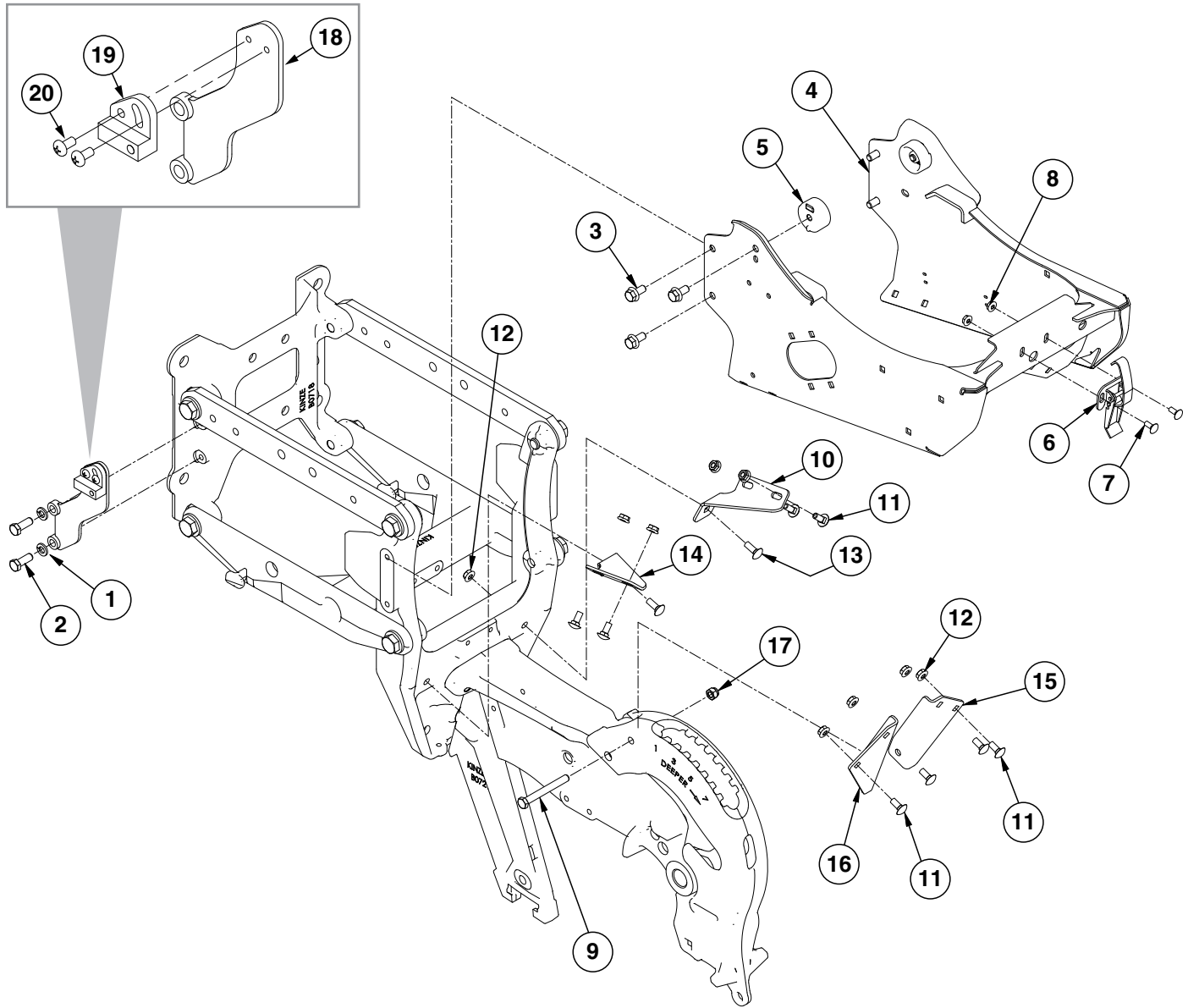
ITEM	PART NO.	QTY. (Per Row)	DESCRIPTION
1	GD25073	1	Rear Shank
2	G11428	2	Retaining Ring, 1/2"
3	GD26971	1	Pin, 1/2" x 3 1/4"
4	GD3612	1	Cap Plug
5	GB0266	1	Handle, Depth Adjustment
6	GD10993	1	Spring
7	GB0267	1	Lever, Depth Adjustment
8	GD13361	1	Pin, 3/8" x 1 2/3"
9	GB0285	1	Collar, Depth Adjustment
10	GB0265	1	Pivot Link, Depth Adjustment
11	G10567	1	External Retaining Ring, 5/8"
12	GD26970	1	Pin, 5/8" x 2 1/2"
13	G11465	1	Pin, 1/4" x 2 3/4"
14	G10669	1	Hair Pin Clip, No. 22
15	GD28390	1	Shield
16	G11539	2	Hex Socket Flange Cap Screw, 5/16"-18 x 3/4"
17	G11123	10	Hex Serrated Flange Cap Screw, 3/8"-16 x 3/4"
18	G10005	3	Hex Head Cap Screw, 5/8"-11 x 1 3/4"
19	G11391	11	Flat Washer, 5/8" SAE
20	GD25071	1	Shank Yoke
21	GD25072	1	Center Shank
22	GB0918	1	Cable Retainer
23	GA21516	1	Seed Tube W/Sensor
	GA20913	-	Seed Tube Only (Included W/GA21516)
	GR2008	-	Seed Tube Sensor (Included W/GA21516)

(IP1477)



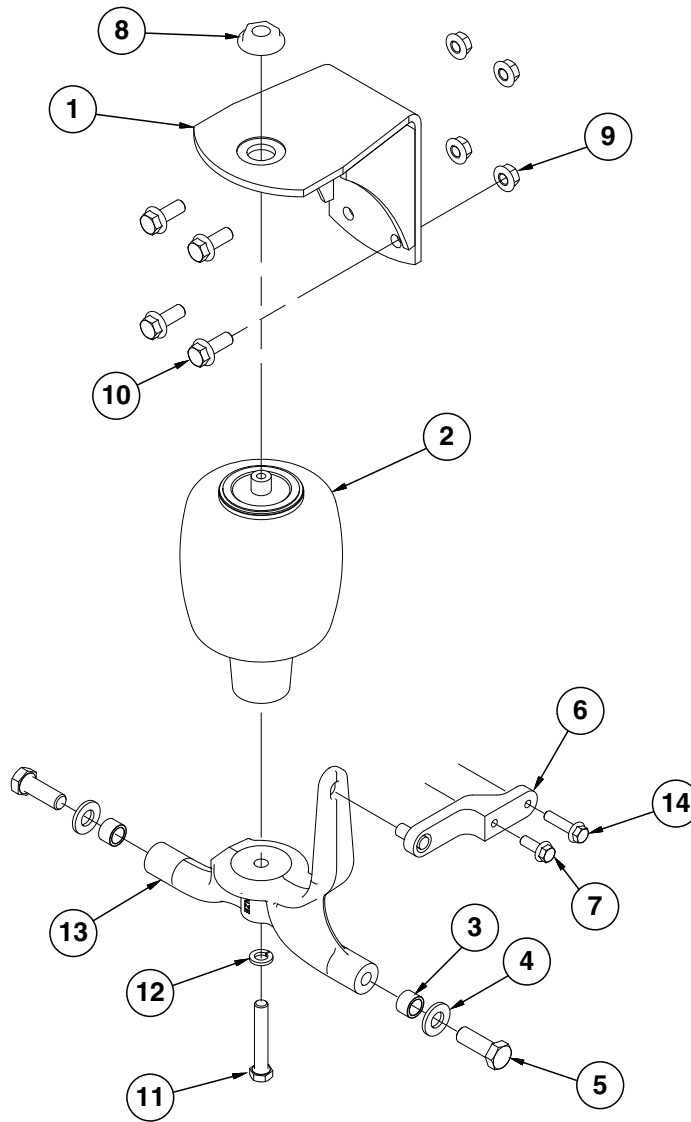
ITEM	PART NO.	QTY. (Per Row)	DESCRIPTION
1	GD8249 GD21337	4 -	Standard Down Pressure Spring (Shown) Heavy Duty Down Pressure Spring
2	GD1114	2	U-Bolt, 7" x 7" x 5/8"-11
3	G10230	4-8	Lock Washer, 5/8"
4	G10104	4-8	Hex Nut, 5/8"-11
5	G10007	4	Hex Head Cap Screw, 5/8"-11 x 1 1/2"
6	GA17660	4	T-Bolt, 5/8"-11 x 1 1/2"
7	GD25068	1	Row Unit Support
8	GB0218	8	Bushing, 2 1/32" I.D. x 7/8" O.D. x 1 9/32" Long
9	G11391	8	Flat Washer, 5/8" SAE
10	GD28420	8	Hex Head Cap Screw, 5/8"-11 x 1 3/4", Grade 5
11	---	-	See "Shank Assembly, Seed Tube, and Depth Adjustment" on page P1
12	GD25069	1	Lower Parallel Arm
13	GD25070	2	Upper Parallel Arm
14	GB0186	2	Spring Anchor
15	GD14217	2	Tab Lock Pin, 7/16" x 1 1/2"

(IP1480)



ITEM	PART NO.	QTY. (Per Row)	DESCRIPTION
1	G10229	2	Lock Washer, 3/8"
2	G10001	2	Hex Head Cap Screw, 3/8"-16 x 1"
3	G11123	10	Hex Serrated Flange Cap Screw, 3/8"-16 x 3/4"
4	GA25182	1	Hopper Support
5	GD26972	2	Hopper Mount
6	GA2007	1	Hopper Hold Down Latch
7	G10309	2	Carriage Bolt, 1/4"-20 x 5/8", Grade 5
8	G10621	2	Serrated Flange Nut, 1/4"-20
9	G10809	1	Hex Head Cap Screw, 3/8"-16 x 3/4"
10	GD25380	1	R.H. Front Mounting Bracket
11	G10312	8	Carriage Bolt, 5/16"-18 x 3/4"
12	G10620	10	Serrated Flange Nut, 5/16"-18
13	G10303	2	Carriage Bolt, 5/16"-18 x 1"
14	GD25379	1	L.H. Front Mounting Bracket
15	GD25384	1	R.H. Mounting Bracket
16	GD25383	1	L.H. Mounting Bracket
17	G10108	1	Lock Nut, 3/8"-16
18	GA20653	1	Position Switch Mount, Ground Contact Drive
19	GA18353	1	Position Switch Magnetic Reed
20	G11345	2	Phillips Pan Head Machine Screw, 1/4" x 1/2", Grade 2

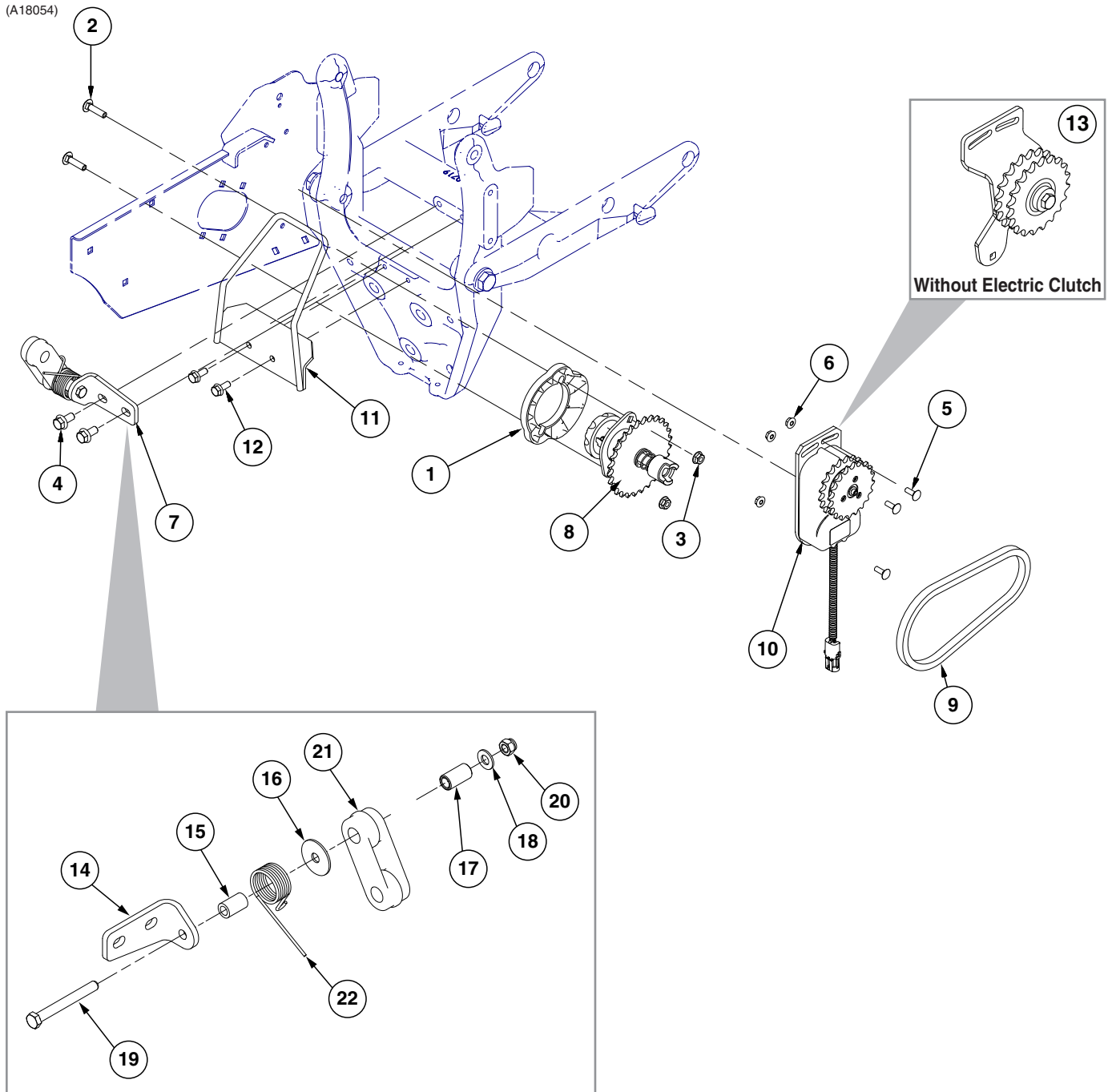
(A17631)



ITEM	PART NO.	QTY. (Per Row)	DESCRIPTION
1	GA17580	1	Pneumatic Down Pressure Mount
2	GA11982 G10037 G10228	1	Air Spring Assembly Hex Head Cap Screw, 1/2"-13 X 1 1/4" Lock Washer, 1/2"
3	GB0218	2	Bushing, 2 1/32" I.D. x 7/8" O.D. x 1 9/32" Long
4	G11391	2	Flat Washer, 5/8" SAE
5	G10005	2	Hex Head Cap Screw, 5/8"-11 x 1 3/4"
6	GD26974	1	Stabilizer Arm
7	G11124	1	Hex Serrated Flange Cap Screw, 3/8"-16 x 1"
8	GB0397	1	Shoulder Nut, 3/4"-16
9	G10071	4	Serrated Flange Nut, 1 1/2"-13
10	G11271	4	Hex Socket Flange Cap Screw, 1/2"-13 x 1 1/4"
11	G10038	1	Hex Head Cap Screw, 1/2"-13 x 3"
12	G10228	1	Lock Washer, 1/2"
13	GD25309	1	Air Bag Saddle
14	G11408	1	Hex Serrated Flange Cap Screw, 3/8"-16 x 1 1/2"

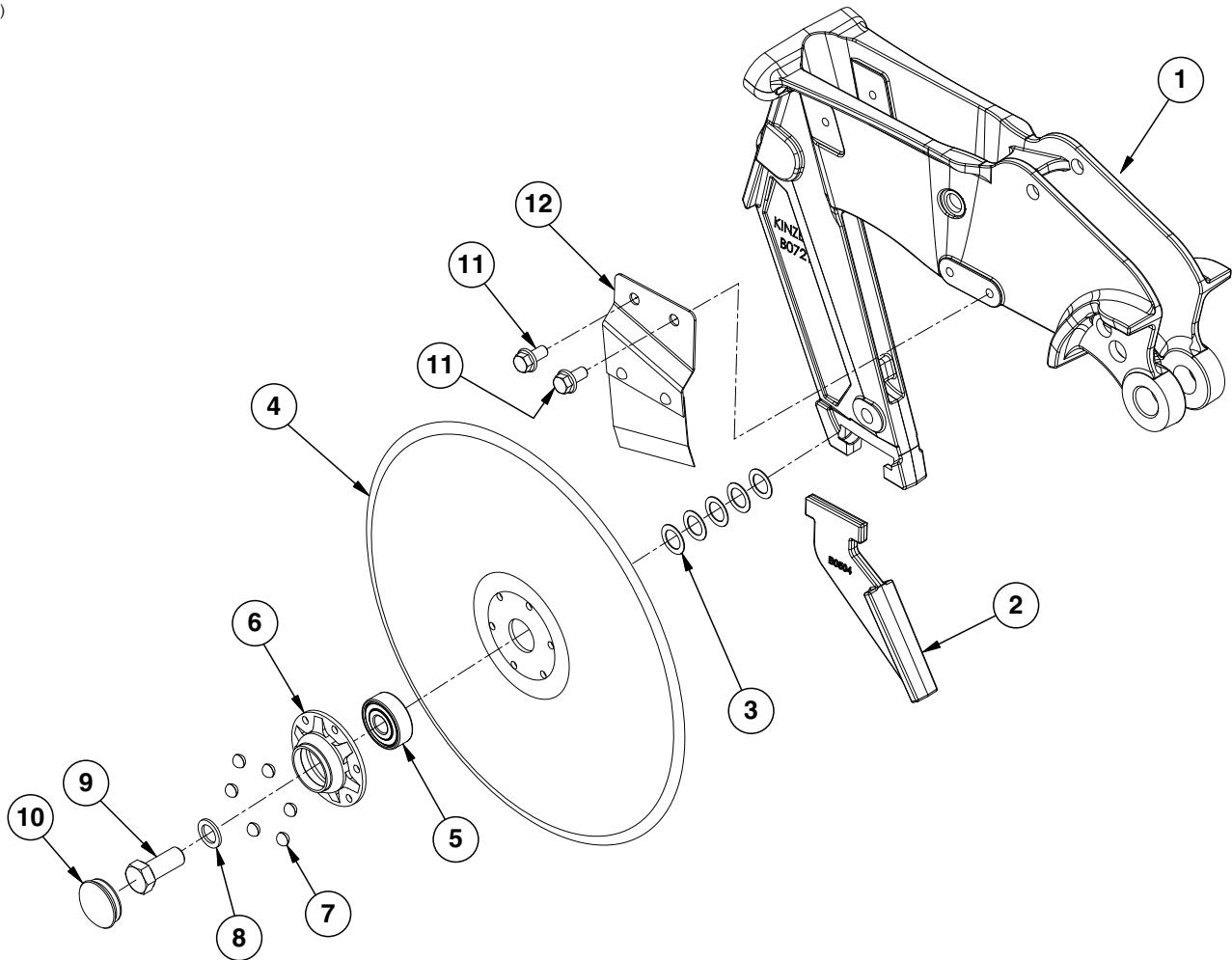
This page left blank intentionally.

(A18054)

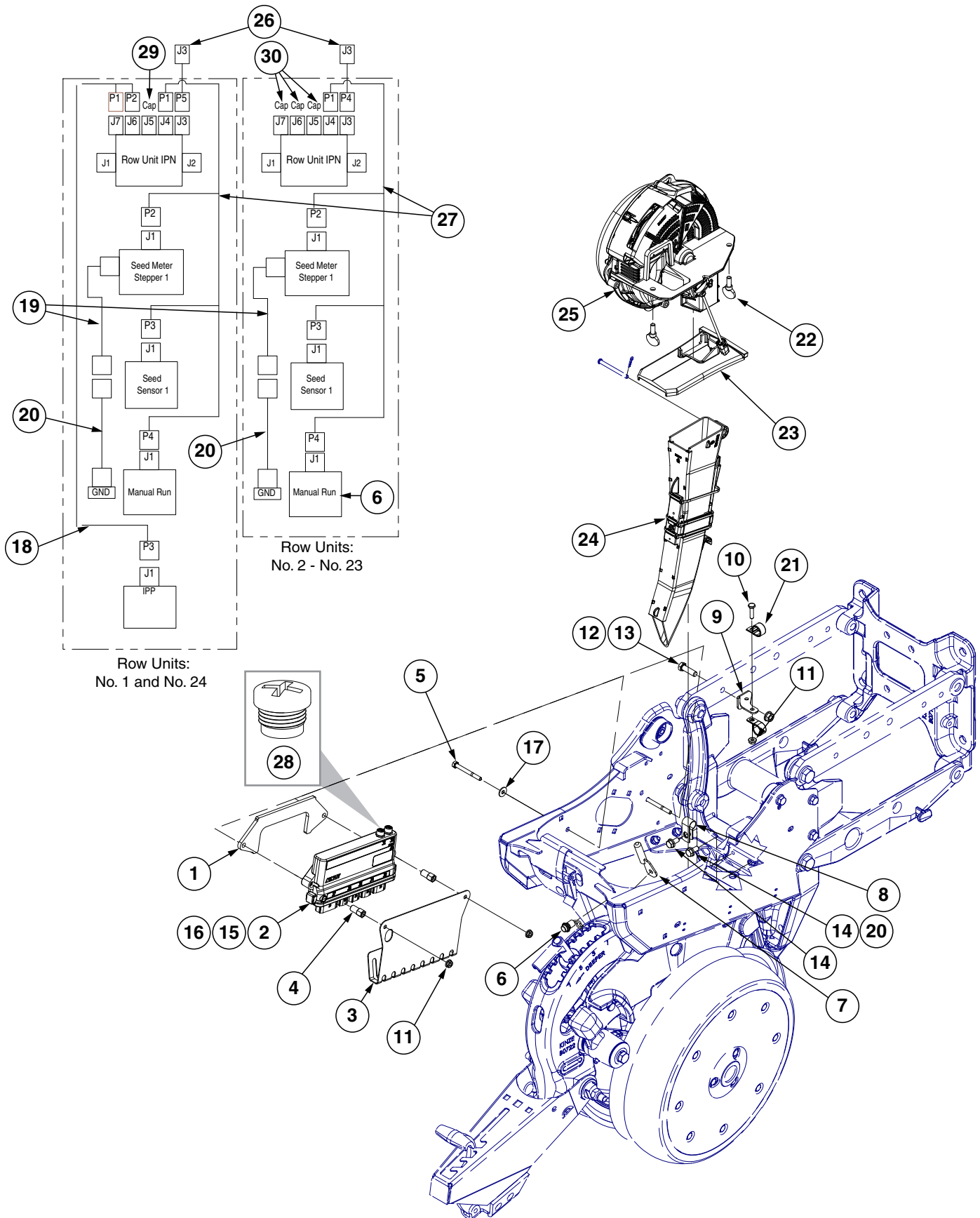


ITEM	PART NO.	QTY. (Per Row)	DESCRIPTION
1	GB0331	1	Clutch Adapter Plate
2	G10338	2	Carriage Bolt, 5/16"-18 x 1 1/4"
3	G10620	2	Serrated Flange Nut, 5/16"-18
4	G11123	2	Hex Serrated Flange Cap Screw, 3/8"-16 x 3/4"
5	G10310	3	Carriage Bolt, 1/4"-20 x 3/4", Grade 2
6	G10621	3	Serrated Flange Nut, 1/4"-20
7	GA17634	1	Chain Tightener
8	GA20640 GA10151	1	Seed Meter Clutch Assembly, 11/28 Tooth, Vacuum Seed Meter Clutch Assembly, 11/19 Tooth, Mechanical
9	G3303-45 G3303-35	1	Chain, No. 41 Roller Chain, 45 Pitches, Vacuum Chain, No. 41 Roller Chain, 35 Pitches, Mechanical
10	GA16374	1	Electric Clutch
11	GA20566	1	Hose Bracket, Vacuum Only
12	G11539	2	Hex Socket Flange Cap Screw, 5/16"-18 x 3/4", Vacuum Only
13	GA18004	1	Row Unit Idler W/Out Electric Clutch
14	GD25666	1	Chain Tightener Bracket
15	GD7318	1	Sleeve, 1" Long
16	G10201	1	Special Washer, 3/8" x 1 1/2" O.D.
17	GD1026	1	Sleeve, 1 3/16"
18	G11387	1	Flat Washer, 3/8" SAE
19	G10809	1	Hex Head Cap Screw, 3/8"-16 x 3 1/4"
20	G10108	1	Lock Nut, 3/8"-16
21	GD11962	1	Idler
22	GD1065	1	Idler Spring

(IP1476)

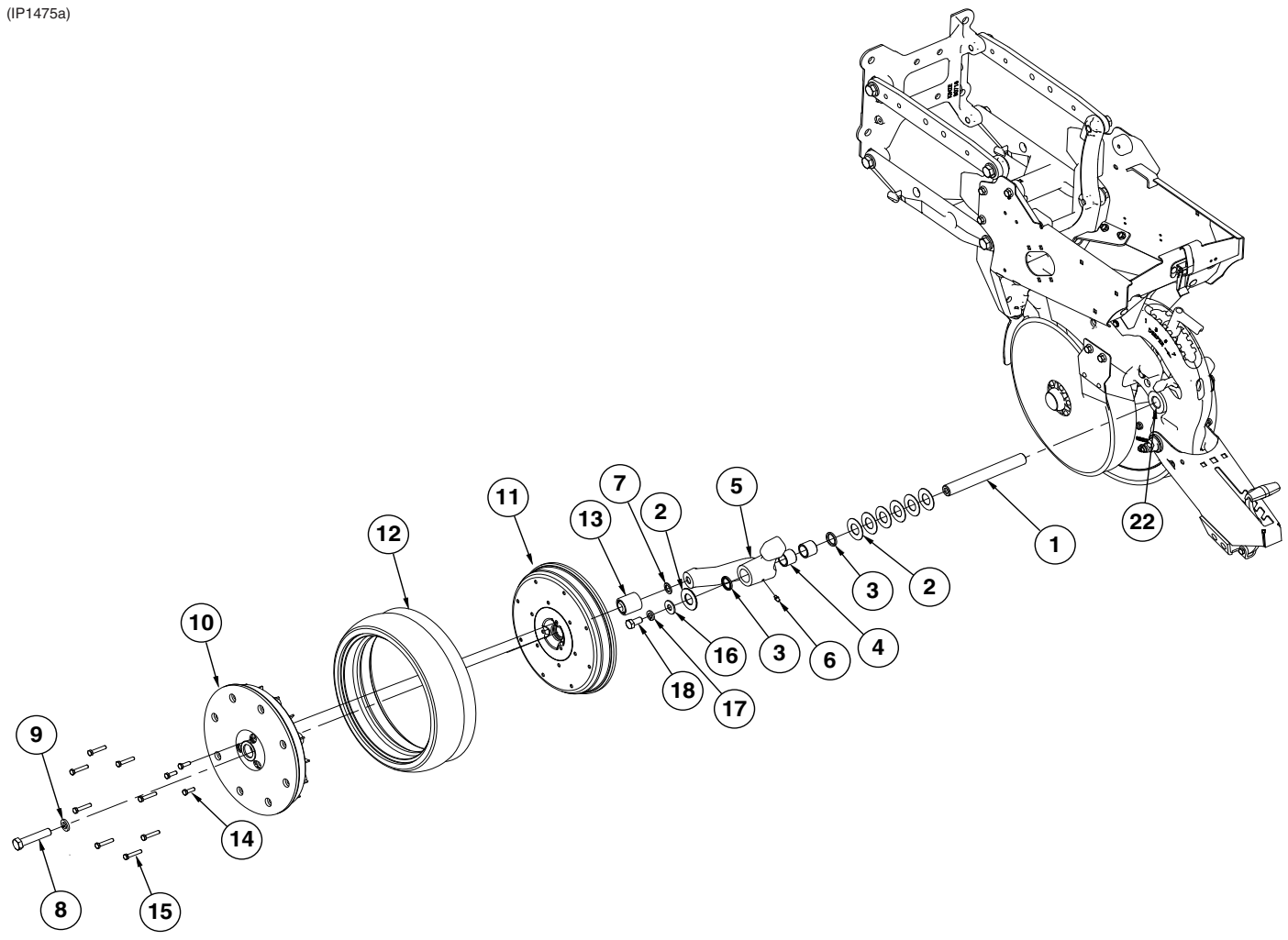


ITEM	PART NO.	QTY. (Per Row)	DESCRIPTION
1	GD25072	1	Center Shank
2	GB0504	1	Scraper
3	GD30725	10	Machine Bushing, 5/8" (.030" Thick) (As Required)
4	GD11306	2	Disc Blade, 3.5 mm x 15"
5	GA2014	2	Bearing
6	GD10473	2	Bearing Housing
7	G10427	12	Rivet, 1/4" x 1/2"
8	G10204	2	Special Machine Bushing, 5/8" x 1" O.D.
9	GD11017	1	Special Hex Head Cap Screw, 5/8"-11 x 1 1/2", L.H. Threads (L.H. Side)
	G10007	1	Hex Head Cap Screw, 5/8"-11 x 1 1/2" (R.H. Side)
10	GD11845	2	Dust Cap
11	G11123	2	Hex Serrated Flange Cap Screw, 3/8"-16 x 3/4"
12	GA15450	1	R.H. Disc Scraper
	GA15451		L.H. Disc Scraper
A	GA8324	-	Disc Blade/Bearing Assembly, Less Dust Cap (Items 4-7)

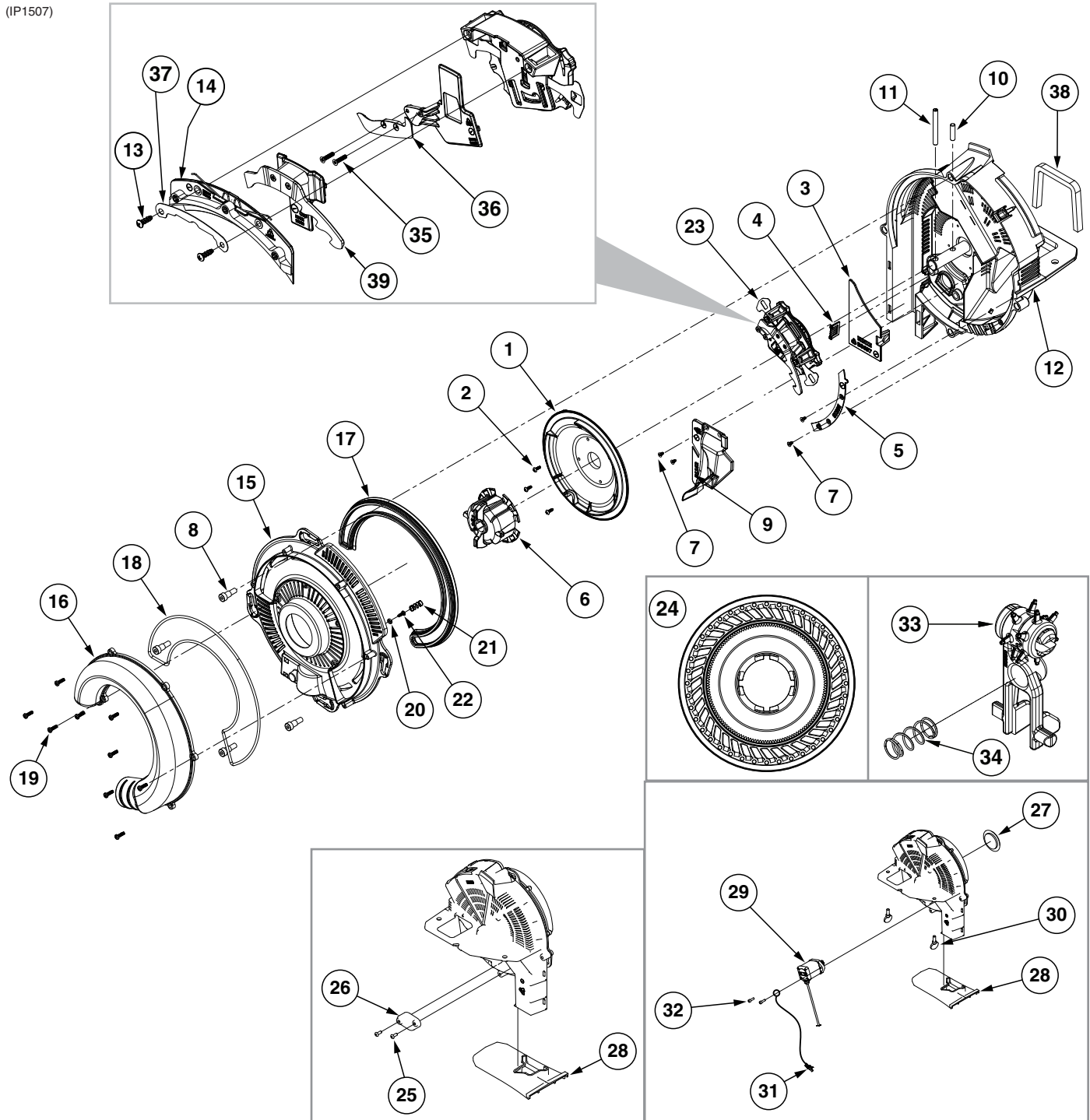


ITEM	PART NO.	QTY. (Per Row)	DESCRIPTION
1	GD35629	1	IPN Row Unit Plate
2	GA25949	1	IPN Module Assembly
3	GD35626	1	IPN Wire Shield
4	GD35609	2	Hex Standoff
5	G11958	2	Hex Head Cap Screw, 1/4"-20 x 2 1/2", Grade 5
6	GA15485	1	Button
7	GA21689	1	Wire Hangar
8	GD13348	1	Insulated Clamp, 1 1/16"
9	GD30731	1	Row Unit Wire Loom Bracket
10	G10064	1	Hex Head Cap Screw, 1/4"-20 x 1"
11	G10621	3	Serrated Flange Nut, 1/4"-20
12	G10622	1	Serrated Flange Nut, 3/8"-16
13	G10004	1	Hex Head Cap Screw, 3/8"-16 x 1 1/4"
14	G11560	2	Hex Socket Flange Cap Screw, 5/16"-18 x 5/8", Grade 5
15	GA25029	1	Row Unit Power Extension Harness
16	GA25203	1	Row Unit Seed Meter Harness
17	G10209	2	Washer, 1/4" USS
18	GA25214	2	IPP Harness, Wing
19	GA20710	1	Granular Chemical Motor ESD Drain Harness
20	GA20712	1	Row Unit ESD Drain Harness
21	GD35913	2	Insulated Clamp, 3/4"
22	G11009	2	Locking Thumbscrew, 5/16"-18 x 3/4"
23	GB0917	1	Vacuum Meter Cover
24	GA20914 GA20902	1	Seed Tube W/Computerized Sensor Seed Tube (With Holes For Sensor Installation) (Included W/GA20914)
25	---	1	See "Vacuum Seed Meter" on page P20
26	GA25029	1	Row Unit Power Extension Harness
27	GA25203	1	Row Unit Seed Meter Harness
28	GD30726	-	Socket Dust Cover, M12
29	GD35836	-	Sealed Plug, MX150, 2 x 4, Key B W/CPA
30	GD35837 GD35838	- -	Sealed Plug, MX150, 2 x 3, Key A W/CPA Sealed Plug, MX150, 2 x 10, Key A W/CPA

(IP1475a)



ITEM	PART NO.	QTY. (Per Row)	DESCRIPTION
1	GD11001	1	Spindle
2	G10940	16	Machine Bushing, 1" (.048" Thick)
3	GD10991	4	Seal
4	GB0276	4	Bushing, 1" I.D. x 1¼" O.D. x 1" Long
5	GA21677	1	Wheel Arm W/Grease Fitting, Bushings And Seals, L.H. (Includes Items 4 and 6) (Shown)
	GA21676	1	Wheel Arm W/Grease Fitting, Bushings And Seals, R.H. (Includes Items 4 and 6)
6	G10640	2	Grease Fitting, ¼"-28
7	G10204	2	Special Machine Bushing, ⅝" x 1" O.D.
8	G10010	2	Hex Head Cap Screw, ⅝"-11 x 3"
9	G10230	2	Lock Washer, ⅝"
10	GD34206	2	Gauge Wheel Cover, Black
11	GD31466	4	Half Wheel, Black
12	GD1086	2	Tire
13	GA6171	2	Bearing
14	G10019	3	Hex Head Cap Screw, ⅝"-18 x 1"
	G10109	3	Lock Nut, ⅝"-18, Grade 8
15	G10031	8	Hex Head Cap Screw, ⅝"-18 x 1¼"
	G10109	8	Lock Nut, ⅝"-18, Grade 8
16	G10216	2	Washer, ½" USS
17	G10228	2	Lock Washer, ½"
18	G10037	3	Hex Head Cap Screw, ½"-13 x 1¼"
A	GA24576	-	Gauge Wheel Complete (Items 10-15)

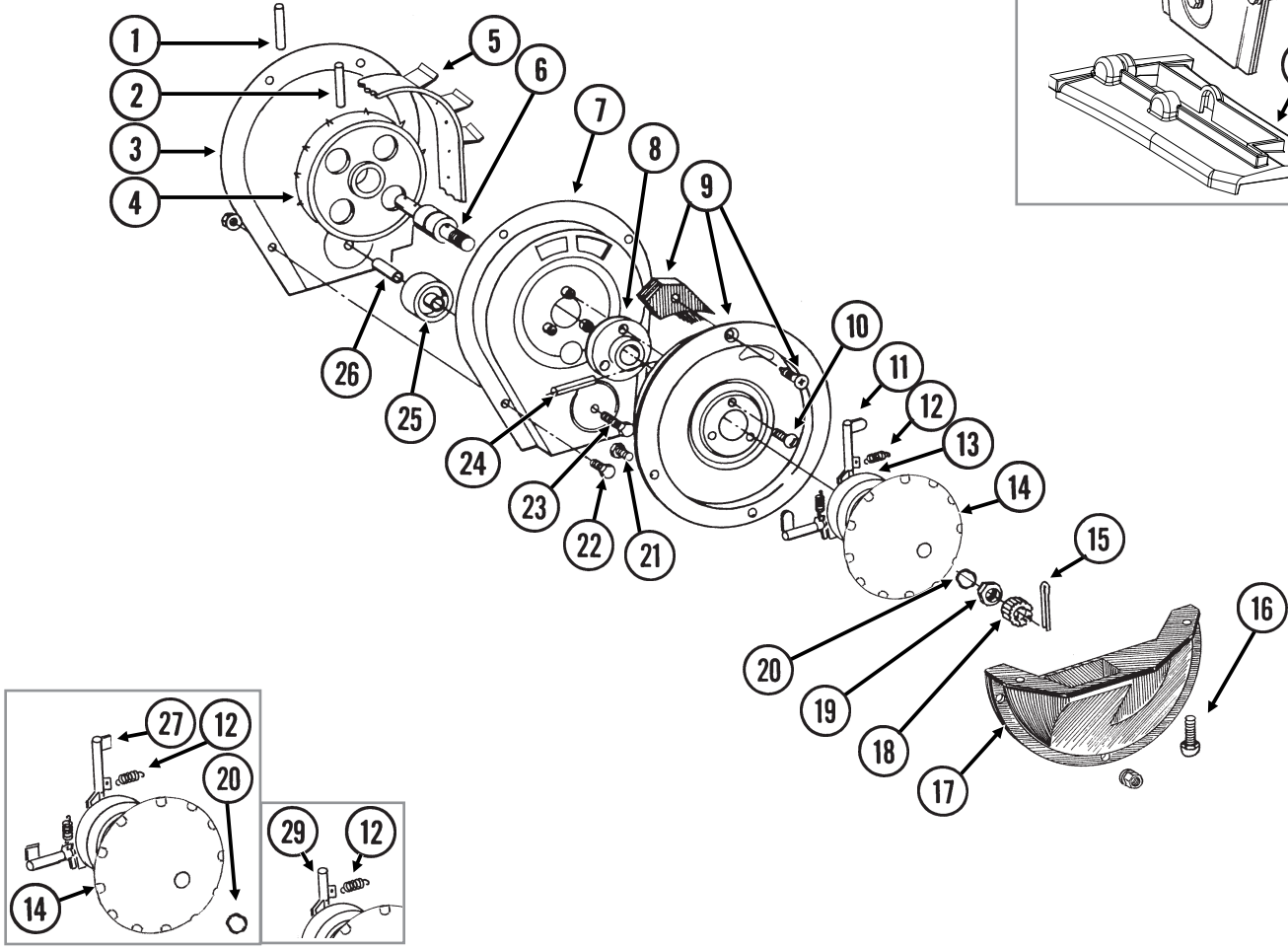
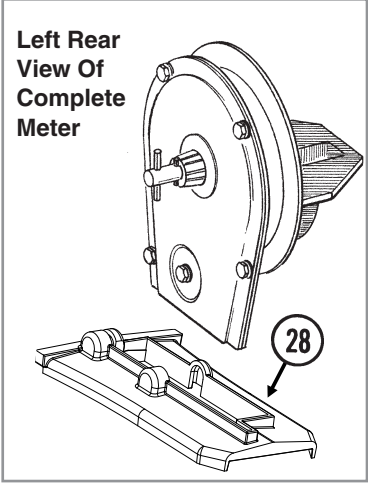


ITEM	PART NO.	QTY.	DESCRIPTION
1	GB0815	1	Shield
2	G11619	3	Phillips Pan Head Tapping Screw, No. 6-19 x 3/8"
3	GB0697	1	Chute Cover
4	GB0780	1	Brush
5	GB0823	1	Baffle
6	GB0816	1	Disc Hub
7	G11618	4	Torx Flat Head Tapping Screw, No. 6-19 x 1/4"
8	G11172	4	Hex Socket Head Shoulder Screw, 1/4"-20 x 3/8", Stainless Steel

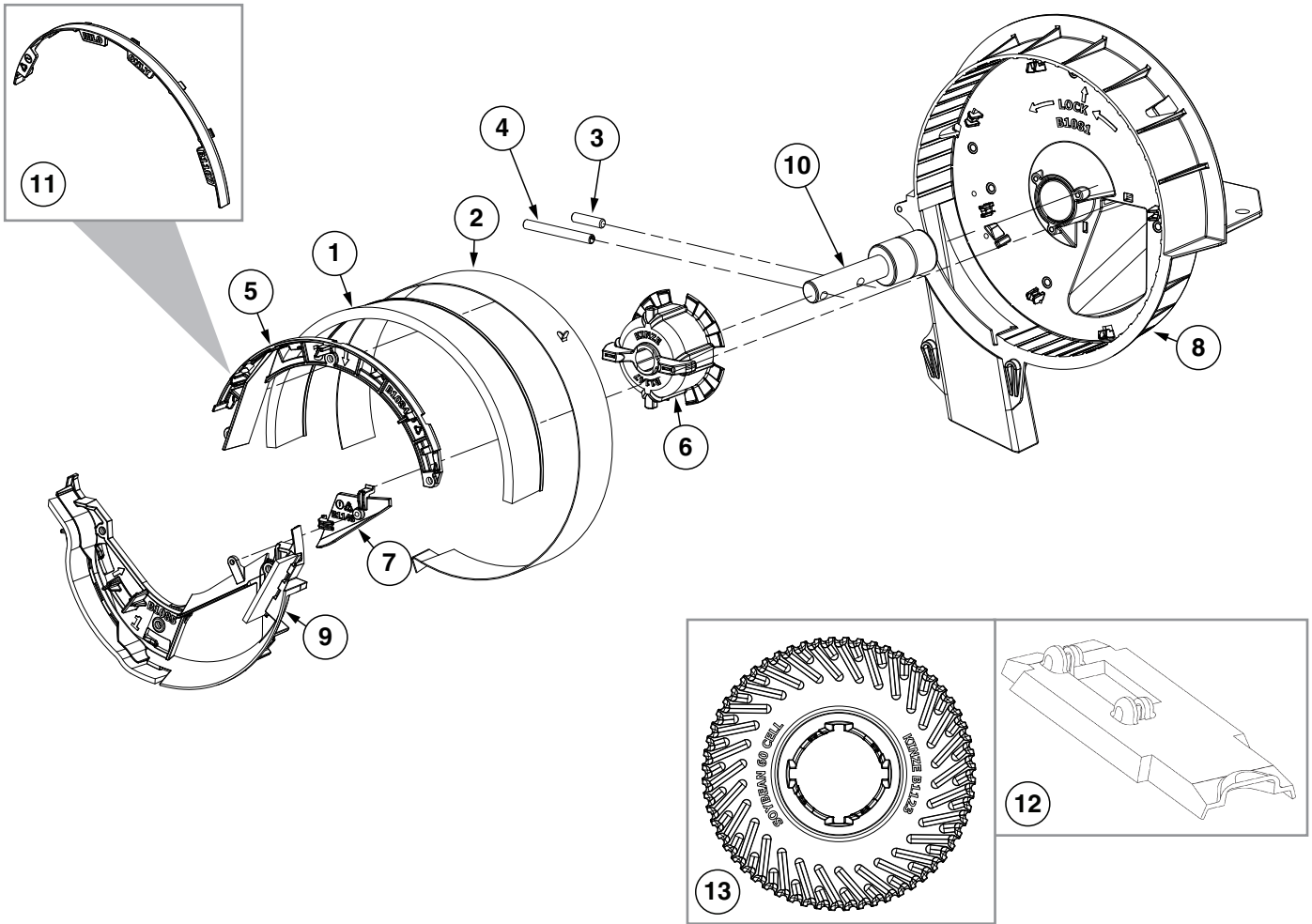
ITEM	PART NO.	QTY.	DESCRIPTION
9	GA24878	1	Brush Assembly
10	G11448	1	Pin, ¼" x 1"
11	G10475	1	Spring Pin, ¼" x 2¼"
12	GA24877	1	Meter Housing W/Bearing
13	G11578	2	Phillips Pan Head Tapping Screw, No. 8-18 x ½"
14	GA24676	1	Singulator Guide Sub Assembly
15	GB0920	1	Cover
16	GB0818	1	Vacuum Port, Pull Row Unit
17	GB0676	1	Lip Seal
18	GD26593	1	Gasket Housing
19	G11556	9	Phillips Pan Head Tapping Screw, 6-19 x ½"
20	GB0907	1	Retainer Spring
21	GD25147	1	Compression Spring
22	G11619	1	Phillips Pan Head Tapping Screw, No. 6-19 x ⅜"
23	GA24752	1	Singulator Assembly (Includes Items 13 and 14)
24	*G10276X	1	Seed Disc, Corn, 40 Cell, Light Blue Color-Coded, Ejector Wheel, and Spring
	*G10277X	-	Seed Disc, Soybean, 120 Cell, Black Color-Coded, Ejector Wheel, and Spring
	*G10279X	-	Seed Disc, Sugar Beets/Milo, Dark Orange Color-Coded, Ejector Wheel, and Spring
	*G10278X	-	Seed Disc, Sunflower, 40 Cell, Gray Color-Coded, Ejector Wheel, and Spring
	*G10208X	-	Seed Disc, Cotton, 60 Cell, Green Color-Coded, Ejector Wheel, and Spring
	*G10281X	-	Seed Disc, Black Turtle and Navy Edible Bean and Popcorn, 60 Cell, Brown Color-Coded, Ejector Wheel, and Spring
	*G10282X	-	Seed Disc, Pinto and Great Northern Edible Beans and Low-Rate Soybean, 60 Cell, Dark Blue Color Coded, Ejector Wheel, and Spring
	GB1273	-	Anti-Static Blank Seed Disc
	GB1231	-	Blank Seed Disc
	GB1239	-	Seed Disc, Rapeseed, 83 Cell
	G10274X	-	Seed Disc, Wheat, 54 Cell, Purple Color-Coded, Ejector Wheel, and Spring
25	G11281	2	Hex Button Head Cap Screw, 10-24 x ½"
26	GD28631	1	Cover Plate
27	GD29425	1	Dust Cap
28	GB0917	1	Vacuum Meter Cover
29	GA18907		Meter Stepper Motor
30	G11009	2	Locking Thumbscrew, ⅝"-18 x ¾"
31	GA20711	1	Seed Meter Motor ESD Drain Harness
32	G11588	2	Hex Socket Head Cap Screw, No. 10-24 x ⅝" Grade 8
33	GA19112	-	Ejector Arm, Corn
	GA19113	-	Ejector Arm, Soybean
	GA19114	-	Ejector Arm, Sunflower
	GA19115	-	Ejector Arm, Beets/Milo
	GA20346	-	Ejector Arm, Black Turtle, Navy, Pinto, and Great Northern Edible Bean, Popcorn, and Low-Rate Soybean
	GA25327	-	Ejector Arm, Wheat
34	GD25147	-	Compression Spring
35	G11693	2	Torx Flat Head Machine Screw, No. 4-40 x ½"
36	GB0921	1	Lower Blade
37	GD29657	1	Retainer
38	GD34774	1	Meter Gasket
39	GB0958	1	Outer Blade
A	GA20622	1	Cover Assembly (Items 15-22)
B	G9899X	1	Vacuum Meter Assembly, Electric Drive (Items 1-32 except item 24)
C	G9904X	1	Vacuum Meter Assembly, Ground Contact Drive (Items 1-23, 28, and 30)

*Includes seed disc, ejector wheel, and spring.

RUA015/RUA056/RUA057(RU13k/RU13d)

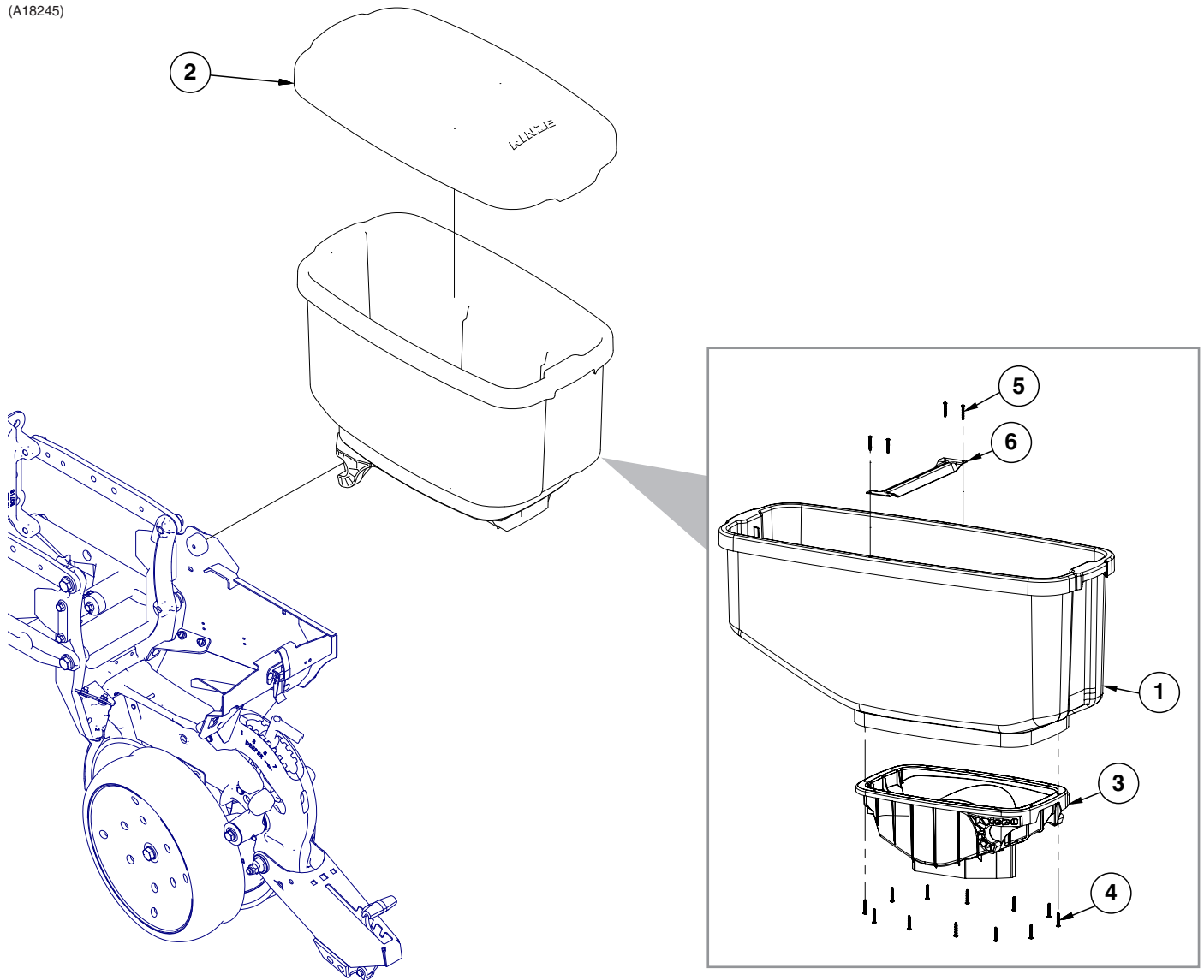


ITEM	PART NO.	QTY. (Per Row)	DESCRIPTION
1	G10602	1	Spring Pin, 1/4" x 1 1/2"
2	G10604	1	Spring Pin, 3/16" x 1 1/2"
3	GD26419	1	Housing Cover
4	GD1041	1	Belt Drive Sprocket
5	GD11286	1	Seed Belt
6	GA2019	1	Bearing
7	GA18201	1	Conveyor Housing
8	GB0110	1	Bearing Housing
9	GR1569	1	Carrier Plate W/Brush And Screw (Corn)
	GR0664	-	Carrier Plate W/Brush And Screw (Sunflower)
	GA2020	-	Brush
	G10690	-	Rolling Thread Screw, No. 10 x 3/4"
10	G10401	3	Slotted Hex Washer Head Screw, No. 10-32 x 5/8"
11	GD18704	12	Finger, Corn
12	GD19790	12	Spring
13	GB0410	1	Cam
14	GD11528	1	Finger Holder
15	G10470	1	Cotter Pin, 5/32" x 1"
16	G11009	2	Locking Thumbscrew, 5/16"-18 x 3/4"
17	GD11311	1	Seed Baffle
18	GD1083	1	Cover Nut
19	G10500	1	Jam Nut, 5/8"-18 UNF
20	GA8343	1	Wave Washer, 5/8" (Triple Wave)
21	G10020	3	Hex Head Cap Screw, 1/4"-20 x 5/8"
	G10323	3	Hex Flange Nut, 1/4"-20, No Serrations
22	G10022	4	Hex Head Cap Screw, 1/4"-20 x 1/2"
	G10621	4	Serrated Flange Nut, 1/4"-20
23	G10021	1	Hex Head Cap Screw, 1/4"-20 x 1 1/2"
	G10621	1	Serrated Flange Nut, 1/4"-20
24	G10603	1	Spring Pin, 1/4" x 1 1/4"
25	GD1042	1	Idler
26	GB0120	1	Bushing, 1 7/64" I.D. x 1 1/32" Long
27	GD19333	12	Finger, Oil Sunflower
28	GB0927	1	Shank Cover, Finger Pickup Seed Meter
29	GD11787	-	Half Rate Blank Finger
A	GR1848	-	Finger Assembly, Corn (Items 11-14 And 20)
B	GR1897	-	Finger Assembly, Oil Sunflower (Items 12, 14, 20, 27 And 30)
C	700-01260	-	Corn Meter (Items 1-26 and 28)



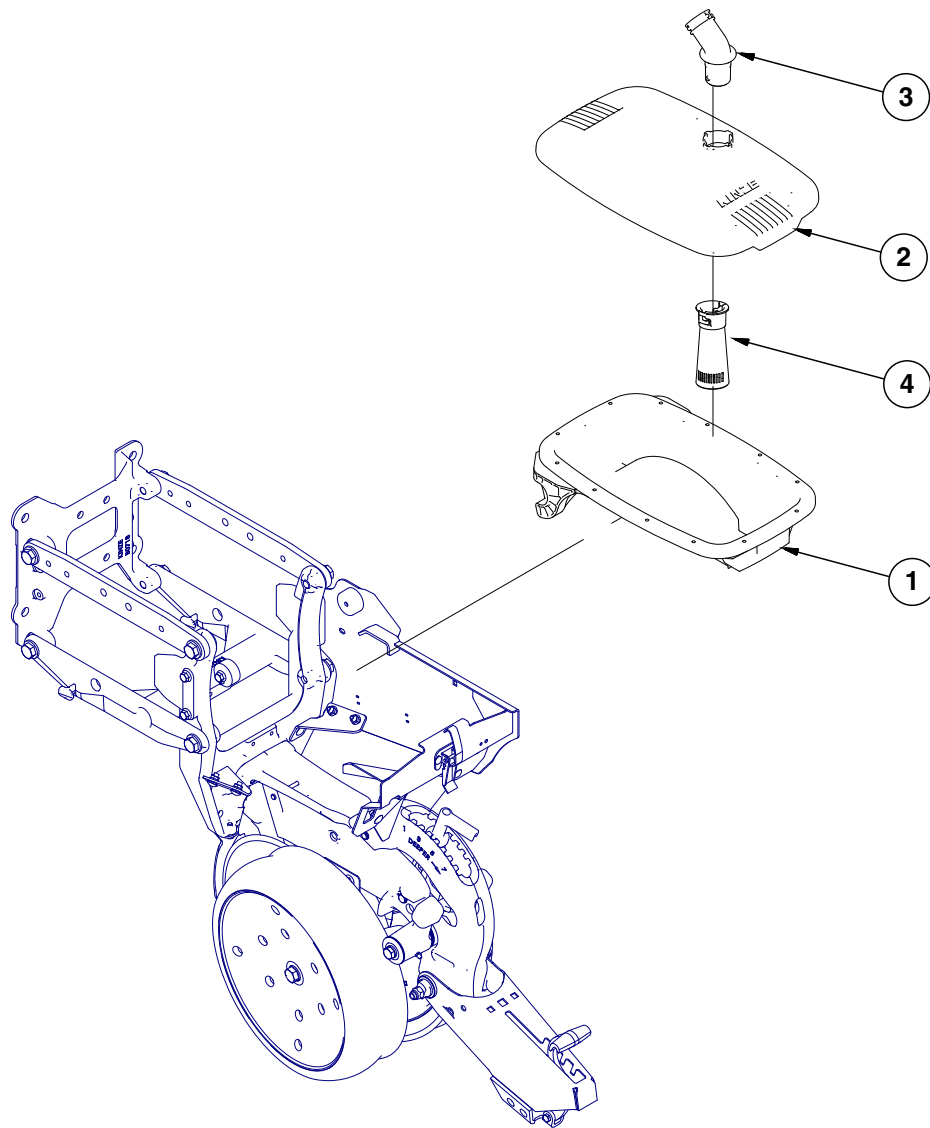
ITEM	PART NO.	QTY. (Per Row)	DESCRIPTION
1	GA5699	1	Upper Brush
2	GD8778	1	Wear Strip
3	G11448	1	Pin, ¼" x 1"
4	G10475	1	Spring Pin, ¼" x 2¼"
5	GB1084	1	Upper Brush Retainer (Used W/Soybean and Wheat Discs)
6	GB1147	1	Disc Hub
7	GB1148	1	Lower Retainer Wall
8	GB1081	1	Brush Meter Housing
9	GB1085	1	Lower Brush Retainer
	GD34021-02	1	Brush, 6"
	GD35784-01	1	Brush, 2"
10	GA5698	1	Bearing
11	GB1107	-	Upper Brush Retainer (Used W/Milo/Grain Sorghum Discs)
12	GD15699	1	Shank Cover, Brush-Type Seed Meter
13	GB1123	1	Seed Disc, Soybean, 60 Cell, Black Color-Coded (Brush Meter 2.0)
	GB1171	-	Seed Disc, Soybean, 54 Cell, Dark Gray Color-Coded (Brush Meter 2.0)
	GB1124	-	Seed Disc, Soybean, 48 Cell, Dark Blue Color-Coded (Brush Meter 2.0)
	GB1130	-	Seed Disc, Small Milo/Grain Sorghum, 30 Cell, Red Color-Coded (Brush Meter 2.0)
	GB1131	-	Seed Disc, Large Milo/Grain Sorghum, 30 Cell, Light Blue Color-Coded (Brush Meter 2.0)
	GB1132	-	Seed Disc, High Rate Small Milo/Grain Sorghum, 60 Cell, Red Color-Coded (Brush Meter 2.0)
	GB1133	-	Seed Disc, High Rate Large Milo/Grain Sorghum, 60 Cell, Yellow Color-Coded (Brush Meter 2.0)
	GB1134	-	Seed Disc, Wheat, 54 Cell, Purple Color-Coded (Brush Meter 2.0)
A	700-01339	-	Brush Meter 2.0 (Items 1-11)

(A18245)



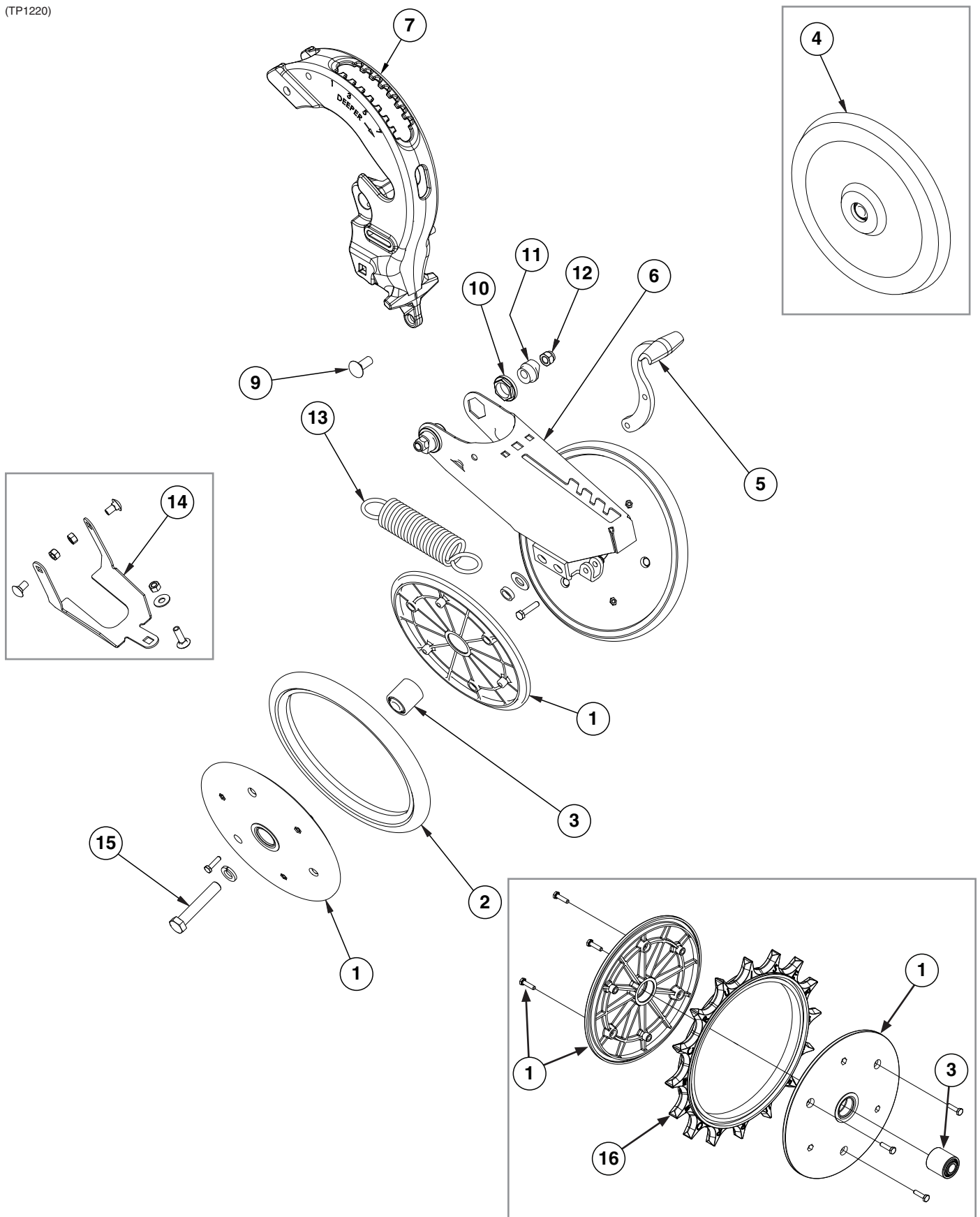
ITEM	PART NO.	QTY.	DESCRIPTION
1	GB0753	1	Seed Hopper, 1.9 Bushel
	GB0754	-	Seed Hopper, 3.0 Bushel
2	GA17453	1	Hopper Lid, 1.9 Bushel
	GA17754	-	Hopper Lid, 3.0 Bushel
3	GA24874	1	Mini-Hopper, Vacuum Seed Metering
	GA17774	-	Mini-Hopper, Mechanical Seed Metering
	GD12561	-	Threaded Insert, 5/16"-18
4	G11584	12	Torx Pan Head Tapping Screw, No. 12-16 x 1 1/4"
5	G11527	4	Torx Pan Head Tapping Screw, No. 10-16 x 1 1/4" (3.0 Bushel Only)
6	GD24708	1	Strap (3.0 Bushel Only)

(A18243)



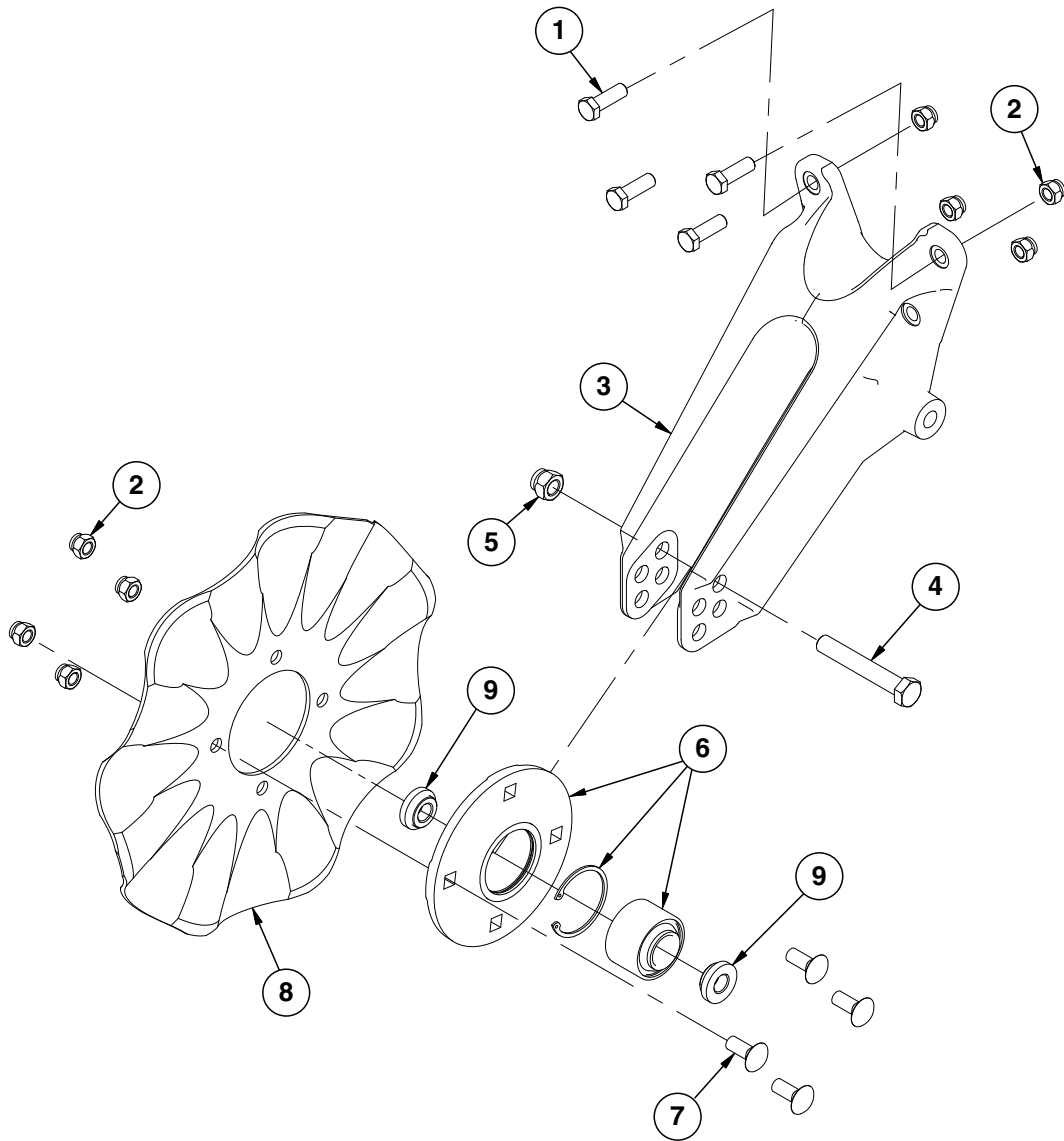
ITEM	PART NO.	QTY.	DESCRIPTION
1	GA17773	1	Mini-Hopper Assembly, Vacuum Seed Metering
	GA17774	1	Mini-Hopper Assembly, Mechanical Seed Metering
	GD12561	2	Threaded Insert, 5/16"-18
2	GB0755	1	Mini-Hopper Lid
3	GB0695	1	Inlet
4	GB0696	1	Discharge

(TP1220)



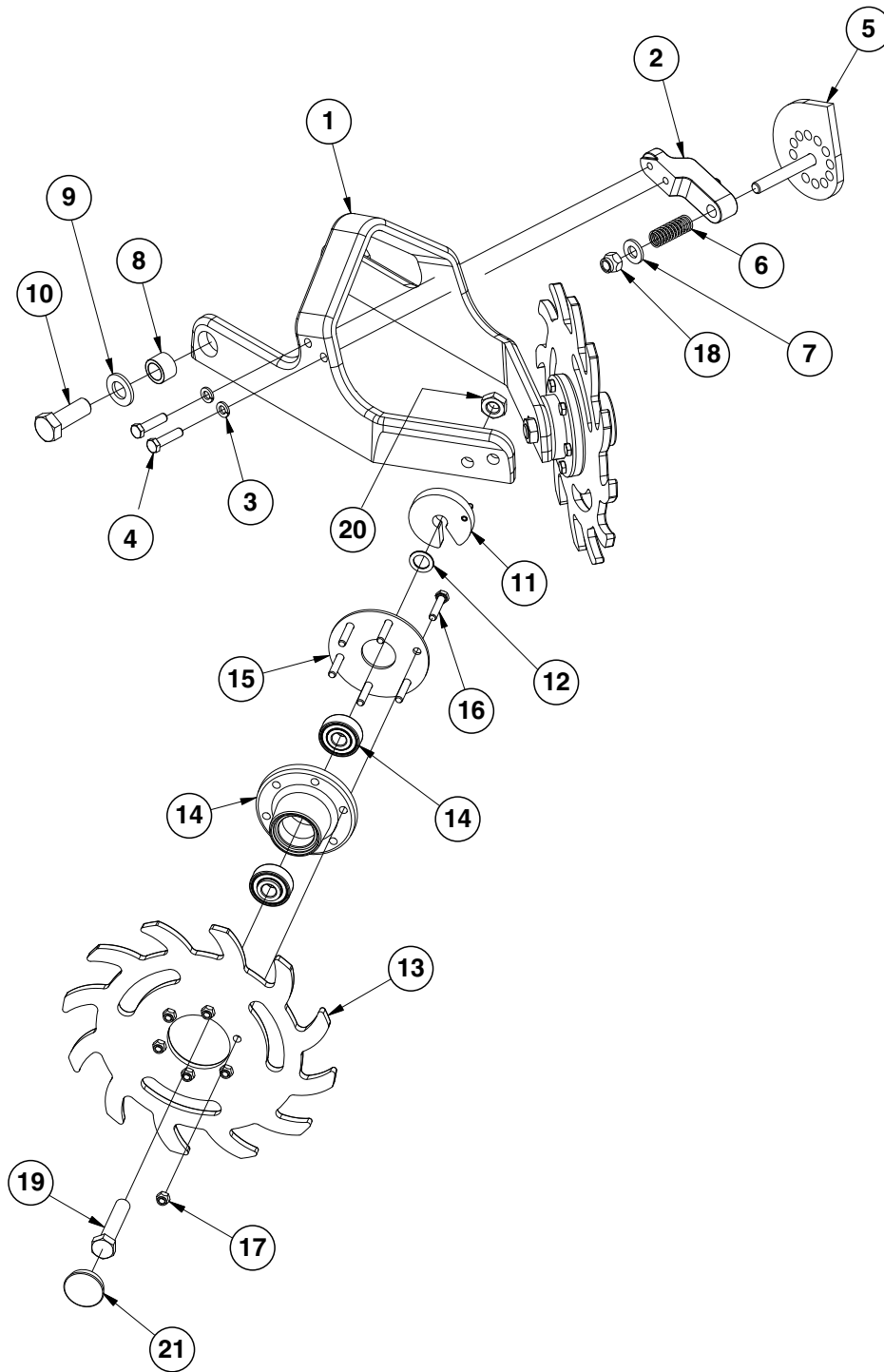
ITEM	PART NO.	QTY. (Per Row)	DESCRIPTION
1	GD9120	4	Nylon Half Wheel
	G10064	12	Hex Head Cap Screw, ¼"-20 x 1"
2	GD1085	2	Rubber Tire, 1" x 12"
3	GA6171	2	Bearing
4	GA6597	1	Cast Iron Closing Wheel W/Bearing
	GA6171	1	Bearing
5	GB0254	1	Lever
	G10133	1	Hex Head Cap Screw, ⅝"-18 x 1½"
	G10109	1	Lock Nut, ⅝"-18, Grade 8
6	GA15197	1	Arm
7	---	-	See "Shank Assembly, Seed Tube, and Depth Adjustment" on page P1
8	---	-	---
9	G10747	2	Carriage Bolt, ½"-13 x 2"
10	GB0282	2	Stepped Bushing
11	GB0239	2	Eccentric Bushing
12	G10111	2	Lock Nut, ½"-13
13	GD8460	1	Spring
14	G1K345	-	Closing Wheel Shield Kit W/Hardware and Instruction
	GD14065	1	Closing Wheel Shield
	G10599	1	Carriage Bolt, ⅜"-16 x 1¼"
	G10308	2	Carriage Bolt, ⅜"-16 x ¾"
	G10101	3	Hex Nut, ⅜"-16
15	G10013	2	Hex Head Cap Screw, ⅝"-11 x 3½"
	G11391	2	Flat Washer, ⅝" SAE
	GD1109	2	Bushing, ⅜" I.D. x ⅞" O.D. x ¼" Long
	G10230	2	Lock Washer, ⅝"
	G10107	2	Lock Nut, ⅝"-11
16	GD31353MPP	2	Spiked Wheel Insert (Package of 2)
A	GA6434	-	Rubber Closing Wheel Complete W/Bearing (Items 1-3)
B	GA22165	-	Spiked Closing Wheel Complete W/Bearing (Items 1, 3, and 16)

(IP1464)



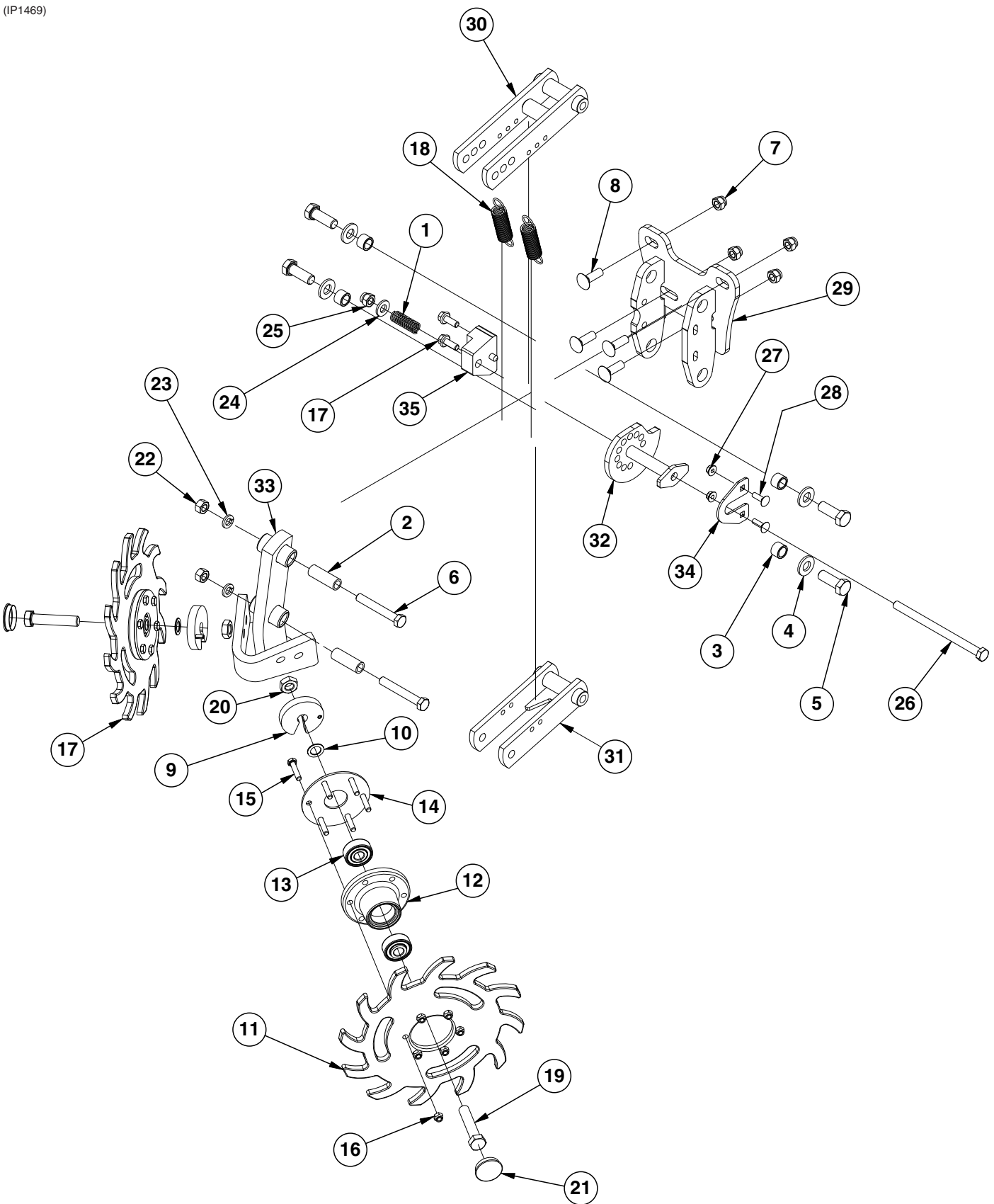
ITEM	PART NO.	QTY. (Per Row)	DESCRIPTION
1	G10039	4	Hex Head Cap Screw, ½"-13 x 1¼"
2	G10111	8	Lock Nut, ½"-13
3	GD25519	1	No-Till Coulter Arm
4	G10036	1	Hex Head Cap Screw, ⅝"-11 x 4"
5	G10107	1	Lock Nut, ⅝"-11
6	GA8641	1	Hub W/Bearing and Retaining Ring
	GA8603	1	Bearing, Double Row
	GD11652	1	Retaining Ring, 2⅞"
7	G10574	4	Carriage Bolt, ½"-13 x 1¼"
8	GD7803	1	Disc Blade, Fluted, 1", 8 Flutes (shown)
	GD7804	-	Disc Blade, Bubbled, 1"
	GD9254	-	Disc Blade, Fluted, ¾", 13 Flutes
9	GD11677	2	Adapter
A	GA8641	-	Hub W/Bearing and Retaining Ring (Includes Items 6-8)

(IP1468)



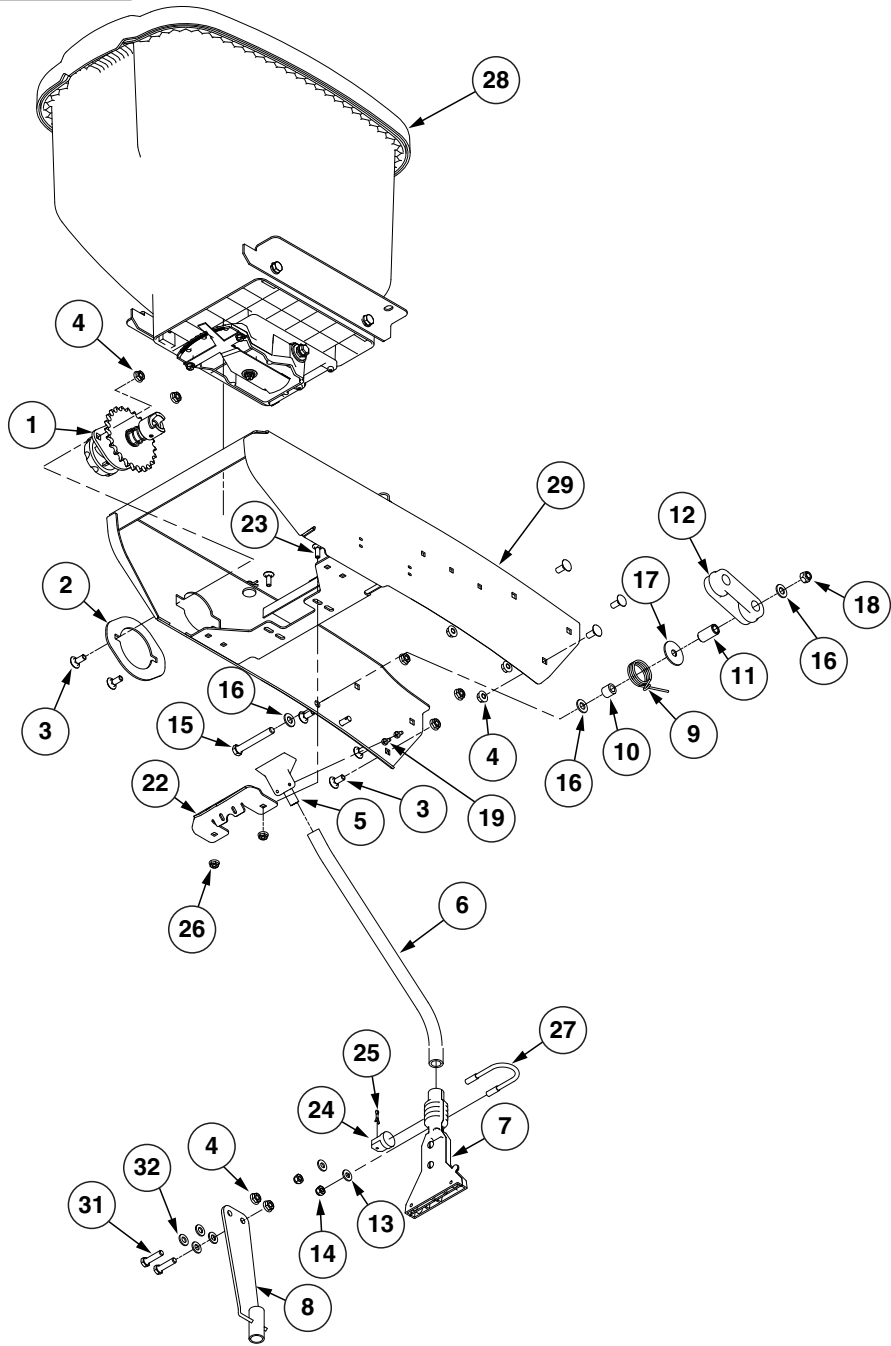
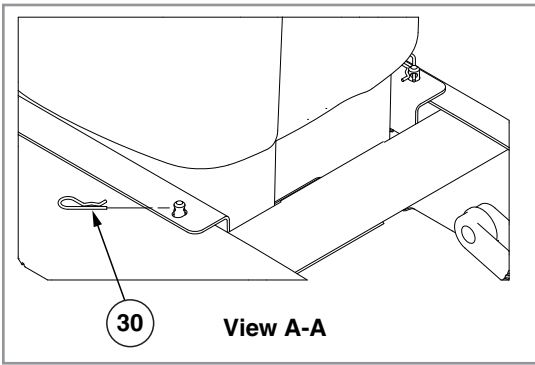
ITEM	PART NO.	QTY. (Per Row)	DESCRIPTION
1	GB0464	1	Residue Wheel Mount
2	GD26973	1	Cam Locking Pin
3	G10229	2	Lock Washer, 3/8"
4	G10004	2	Hex Head Cap Screw, 3/8"-16 x 1 1/4"
5	GA14251	1	Cam
6	GD10519	1	Spring
7	G11389	1	Flat Washer, 1/2" Plated SAE
8	GB0383	2	Bushing, 1 1/8" O.D. x 25/32" I.D. x 3/4" Long
9	G11392	2	Flat Washer, 3/4" SAE
10	G10026	2	Hex Head Cap Screw, 3/4"-10 x 2"
11	GA8760	2	Weed Guard W/Spring Pin
	G10765	-	Spring Pin, 1/4" x 1"
12	GD30725	4	Machine Bushing, 5/8" (.030" Thick)
13	GB0387	2	Wheel, 12 Tine, 3/8" x 12"
14	GA5654	2	Hub W/Bearings
	GA2014	-	Bearing
15	GD9724	2	Backing Plate
16	G10133	12	Hex Head Cap Screw, 5/16"-18 x 1 1/2"
17	G10109	12	Lock Nut, 5/16"-18, Grade 8
18	G10974	1	Lock Nut W/Nylon Insert, 1/2"-13
19	G10010	2	Hex Head Cap Screw, 5/8"-11 x 3"
20	G10503	2	Hex Jam Nut, 5/8"-11, Grade 2
21	GD1132	2	Dust Cap
A	GA12235	-	L.H. Residue Wheel (Items 13-17)
B	GA12236	-	R.H. Residue Wheel (Items 13-17)

(IP1469)

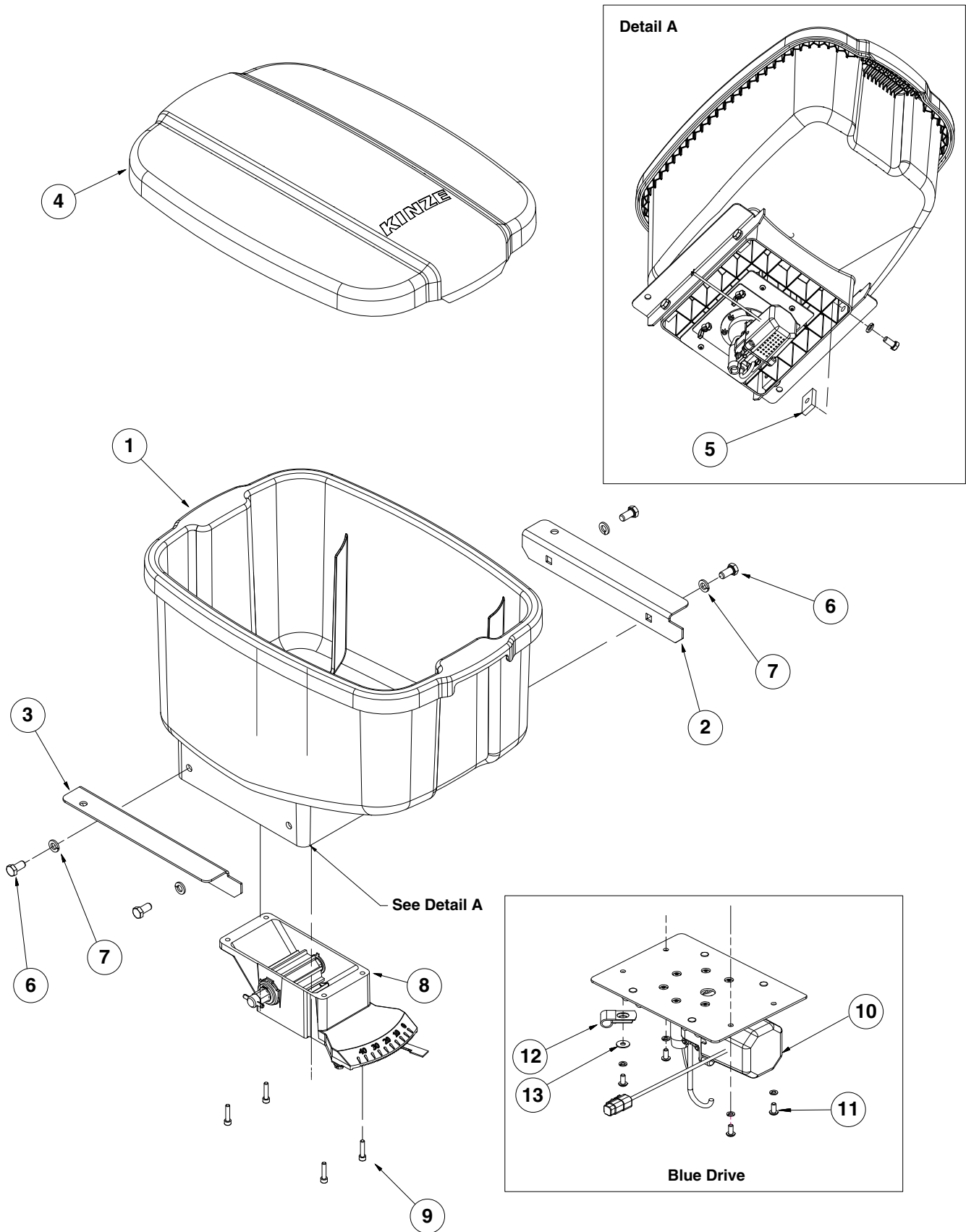


ITEM	PART NO.	QTY. (Per Row)	DESCRIPTION
1	GD10519	1	Spring
2	GD9720	2	Spacer, 1/2" x 2 3/16" Long
3	GB0218	4	Bushing, 2 1/32" I.D. x 7/8" O.D. x 1 9/32" Long
4	G11391	4	Flat Washer, 5/8" SAE
5	GD28420	4	Hex Head Cap Screw, 5/8"-11 x 1 3/4", Grade 5
6	G10033	2	Hex Head Cap Screw, 1/2"-13 x 3 1/2"
7	G10111	4	Lock Nut, 1/2"-13
8	G10636	4	Carriage Bolt, 1/2"-13 x 1 1/2"
9	GA8760	2	Weed Guard W/Spring Pin
	G10765	-	Spring Pin, 1/4" x 1"
10	GD30725	4	Machine Bushing, 5/8" (.030" Thick)
11	GB0387	2	Wheel, 12 Tine, 3/8" x 12"
12	GA5654	2	Hub W/Bearings (Includes Item 13)
13	GA2014	2	Bearing
14	GD9724	2	Backing Plate
15	G10133	12	Hex Head Cap Screw, 5/16"-18 x 1 1/2"
16	G10109	12	Lock Nut, 5/16"-18, Grade 8
17	G11124	2	Hex Serrated Flange Cap Screw, 3/8"-16 x 1"
18	GD5857	2	Spring
19	G10010	2	Hex Head Cap Screw, 5/8"-11 x 3"
20	G10503	2	Hex Jam Nut, 5/8"-11, Grade 2
21	GD1132	2	Dust Cap
22	G10102	2	Hex Nut, 1/2"-13
23	G10228	2	Lock Washer, 1/2"
24	G11389	1	Flat Washer, 1/2" Plated SAE
25	G10974	1	Lock Nut W/Nylon Insert, 1/2"-13
26	G11109	1	Hex Head Cap Screw, 1/2"-13 x 7 1/2"
27	G10620	2	Serrated Flange Nut, 5/16"-18
28	G10303	2	Carriage Bolt, 5/16"-18 x 1"
29	GA18099	1	Mount
30	GA18100	1	Upper Link
31	GA18101	1	Lower Link
32	GA18102	1	Cam
33	GA20103	1	Wheel Mount
34	GD26262	1	Cam Mount Plate
35	GA18098	1	Cam Mount Block
A	GA12235	-	L.H. Residue Wheel (Items 11-12 and 14-16)
B	GA12236	-	R.H. Residue Wheel (Items 11-12 and 14-16)

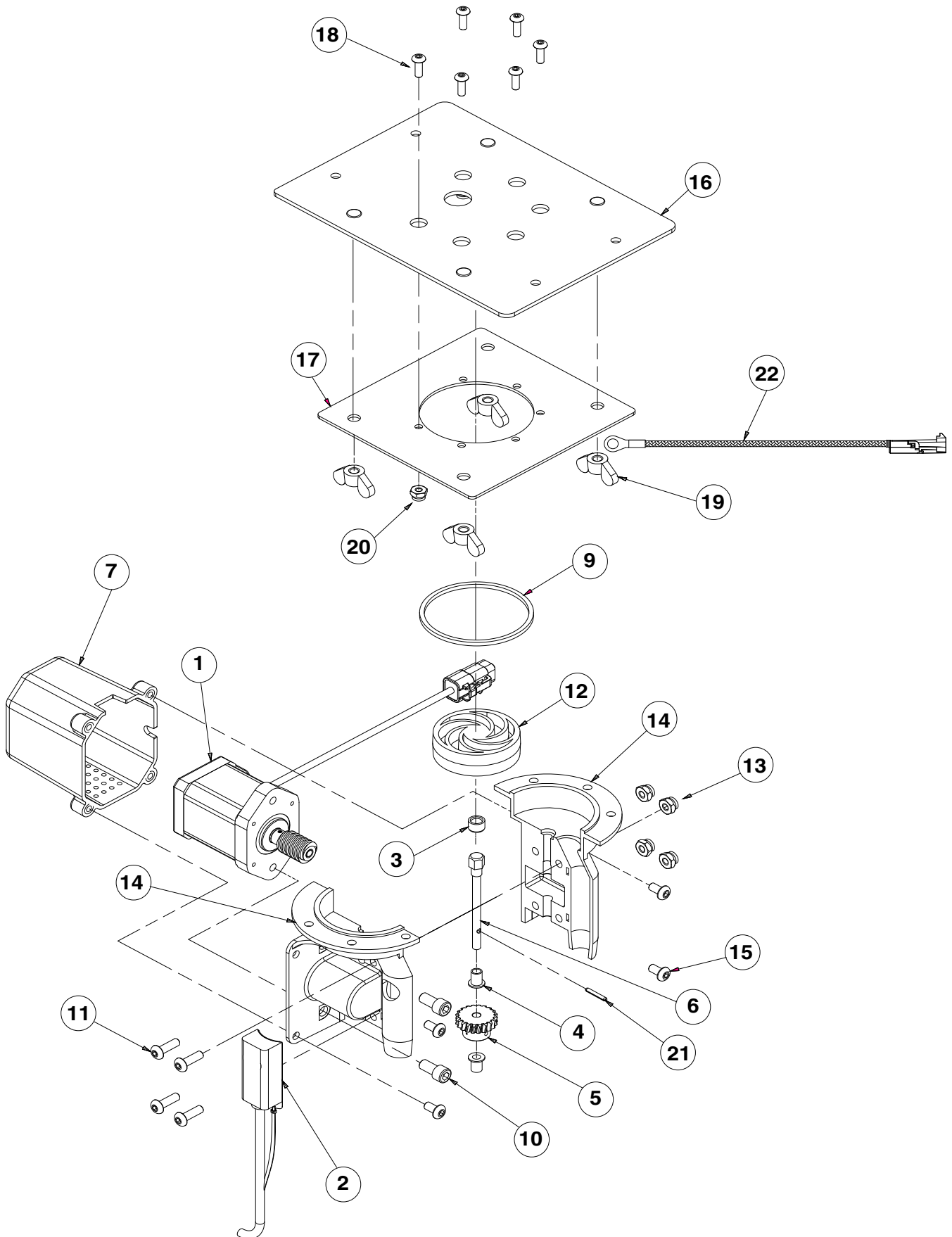
(A18537)



ITEM	PART NO.	QTY. (Per Row)	DESCRIPTION
1	GA8366	1	See "Granular Chemical Meter Drive Assembly (Ground Contact Drive)" on page P38
2	GD11305	1	Plate
3	G10312	8	Carriage Bolt, 5/16"-18 x 3/4"
4	G10620	10	Serrated Flange Nut, 5/16"-18
5	GD2423	1	Funnel
6	GD2947	1	Hose, 7/16" x 28"
7	GA7270	1	Bander Assembly
	GA6906	1	Granular Chemical Bander
	G10757	2	Pan Head Screw No. 10-32 x 1 1/4"
	G10758	2	Hex Nut, No. 10-32
	G10864	1	Uni-Clamp
8	GA18050	1	In-Furrow Bracket
9	GD11219	1	Spring
10	GD2971-10	1	Sleeve
11	GD1026	1	Sleeve, 1 3/16"
12	GD11962	1	Idler
13	G11385	2	Flat Washer, 1/4" SAE
14	G10110	2	Lock Nut, 1/4"-20, Grade B
15	G10325	1	Hex Head Cap Screw, 3/8"-16 x 2 3/4"
16	G11387	3	Flat Washer, 3/8" SAE
17	G10201	1	Special Washer, 3/8" x 1 1/2" O.D.
18	G10108	1	Lock Nut, 3/8"-16
19	G10966	2	Phillips Head Self-Tapping Screw, No. 10 x 1/2"
20	---	-	---
21	G11209	1	Wire Hose Clamp, 3/4"
22	GD26802	1	Bracket
23	G10310	2	Carriage Bolt, 1/4"-20 x 3/4", Grade 2
24	GD26804	1	Bander Spacer
25	G10099	1	Cotter Pin, 3/32" x 1/2"
26	G10621	2	Serrated Flange Nut, 1/4"-20
27	GD26572	1	U-Bolt, 1 3/8" x 1/4"-20
28	---	-	See "Granular Chemical Hopper" on page P34
29	GA18536	1	Granular Chemical Hopper Support
30	G10670	2	Hair Pin Clip, No. 3
31	G10171	2	Hex Head Cap Screw, 5/16"-18 x 1 1/4"
32	G11386	4	Flat Washer, 5/16" SAE
33	---	-	---
34	G3303-108	1	Chain, No. 41, 108 Pitch Including Connector Link (Vacuum)
	G3303-114	-	Chain, No. 41, 114 Pitch Including Connector Link (Mechanical)
	GR0196	-	Connector Link, No. 41

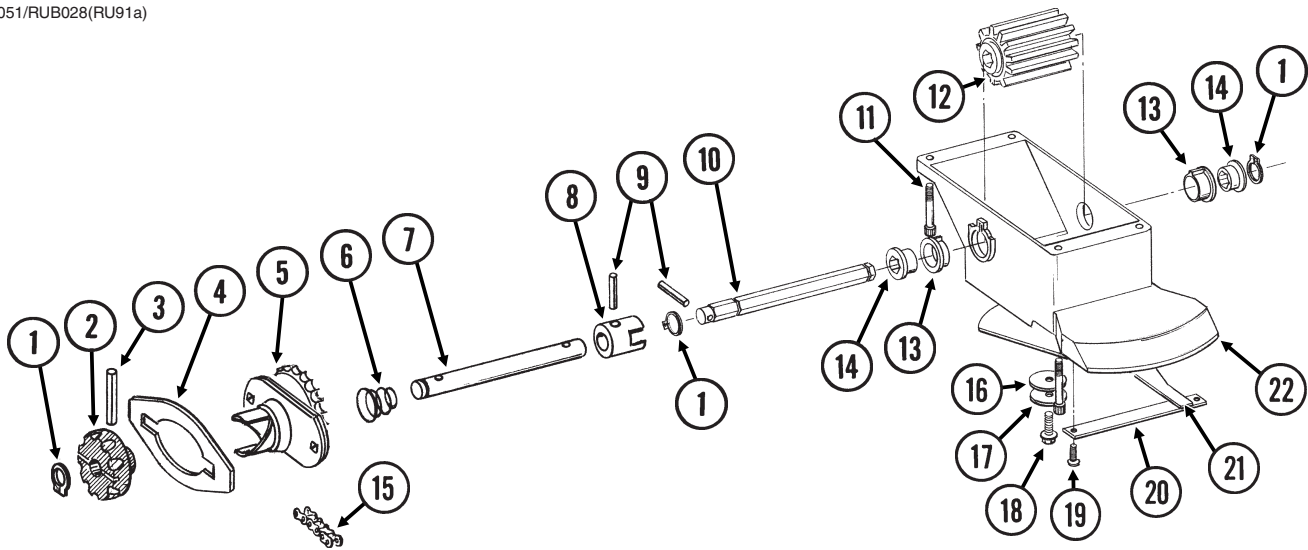


ITEM	PART NO.	QTY. (Per Row)	DESCRIPTION
1	GA17775	1	Chemical Hopper
2	GD23802	1	R.H. Hopper Support
3	GD23803	1	L.H. Hopper Support
4	GA17454	1	Hopper Lid
5	GD11424	4	Block
6	G10002	4	Hex Head Cap Screw, 3/8"-16 x 3/4"
7	G10229	4	Lock Washer, 3/8"
8	---	1	See "Granular Chemical Meter Drive Assembly (Ground Contact Drive)" on page P38
9	G11793	-	Hex Socket Head Cap Screw, No. 10-24 x 7/8"
10	GA15475	1	See "Blue Drive Insecticide Meter" on page P37
11	G11281	4	Hex Button Head Cap Screw, 10-24 x 1/2"
12	GD6291	1	Insulated Clamp, 3/8"
13	G10243	1	Washer, No. 10 SAE



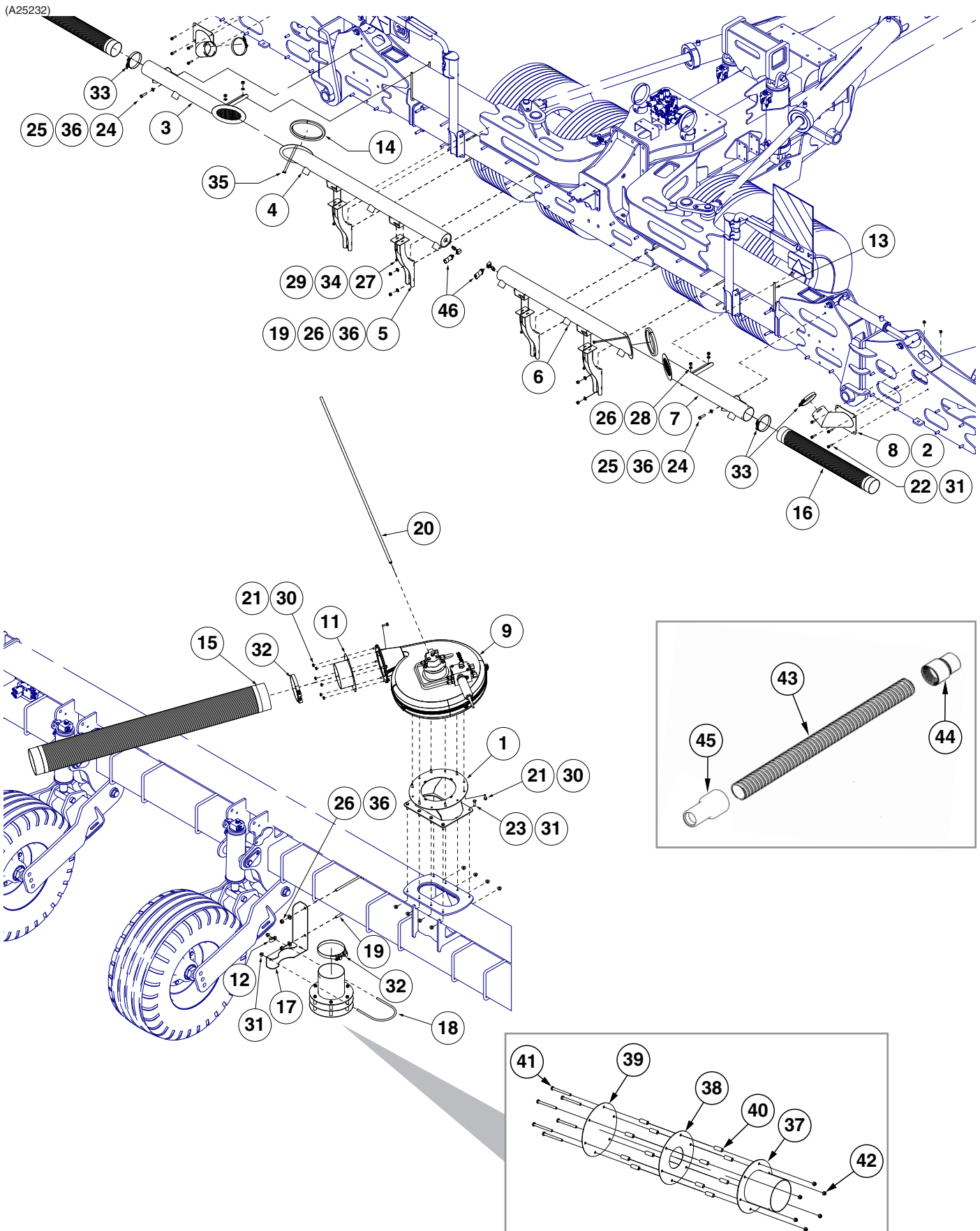
ITEM	PART NO.	QTY. (Per Row)	DESCRIPTION
1	GA15473	1	Step Motor, 3.5 AMP
2	GA24364	1	Flow Sensor
	GD1512	2	Cable Tie, 7 1/2"
3	GD22695	1	Bearing Sleeve, " O.D. x 1/4" I.D. x 1/4"
4	GD22696	2	Flange Bearing, 1/4" O.D. x 3/16" I.D. x "
5	GD29492	1	Gear
6	GD29491	1	Drive Shaft
7	GB0577	1	Motor Cover
9	GD28515	1	O-Ring
10	G10260	2	Hex Socket Head Cap Screw, 1/4"-20 x 1/2"
11	G11447	4	Hex Button Head Cap Screw, #10-24 x 5/8"
12	GB0579	1	Insecticide Impeller
13	G11445	4	Hex Locknut, #10-24
14	GA18195	1	Insecticide Housing
15	G10261	4	Hex Button Head Cap Screw, #10-32 x 3/8"
16	GA18814	1	Insecticide Mount
17	GD27021	1	Plate
18	GR1292	6	Hex Socket Button Head Cap Screw, No. 8-32 x 1/2"
19	G10531	4	Wing Nut W/Nylon Insert, 1/4"-20 10/22/03al
20	G11202	6	Lock Nut W/Nylon Insert, No. 8-32, Stainless Steel
21	G11687	1	Spring Slot Pin
22	GA20710	1	Granular Chemical Motor ESD Drain Harness

RUA051/RUB028(RU91a)



ITEM	PART NO.	QTY. (Per Row)	DESCRIPTION
1	G10567	3	External Retaining Ring, 5/8"
2	GD11239	1	Knob
3	G10602	1	Spring Pin, 1/4" x 1 1/2"
4	---	-	See "Granular Chemical Hopper and Hopper Panel Extension" on page P31
5	GA8364	1	Sprocket And Bearing, Drive Clutch, 24 Tooth
6	GD11413	1	Spring
7	GD11240	1	Shaft
8	GB0278	1	Coupler
9	G10546	2	Spring Pin, 3/16" x 1 1/4"
10	GD11297	1	Shaft
11	G11793	4	Hex Socket Head Cap Screw, No. 10-24 x 7/8"
12	GD7148	1	Feed Roller, Hex Bore
13	GB0115	2	Bearing
14	GD7258	2	Hex Bushing
15	G3303-108	1	Chain, No. 41, 108 Pitch Including Connector Link (Vacuum)
	G3303-114	1	Chain, No. 41, 114 Pitch Including Connector Link (Mechanical)
	GR0196	1	Connector Link, No. 41
16	G10660	1	Wave Washer, 1/2"
17	G11385	1	Flat Washer, 1/4" SAE
18	G10570	1	Slotted Hex Self-Tapping Screw, 1/4"-20 x 3/4"
19	G11073	2	Slotted Hex Self-Tapping Screw, No. 10 x 3/8"
20	GD1061	1	Support Strap
21	GD1063	1	Metering Gate
22	GB0116	1	Granular Housing
A	GA8326	-	Granular Chemical Meter Complete (Items 1, 9, 10, 12-14, and 16-22)
B	GA8366	-	Granular Chemical Meter Clutch (Items 1-3 and 5-9)

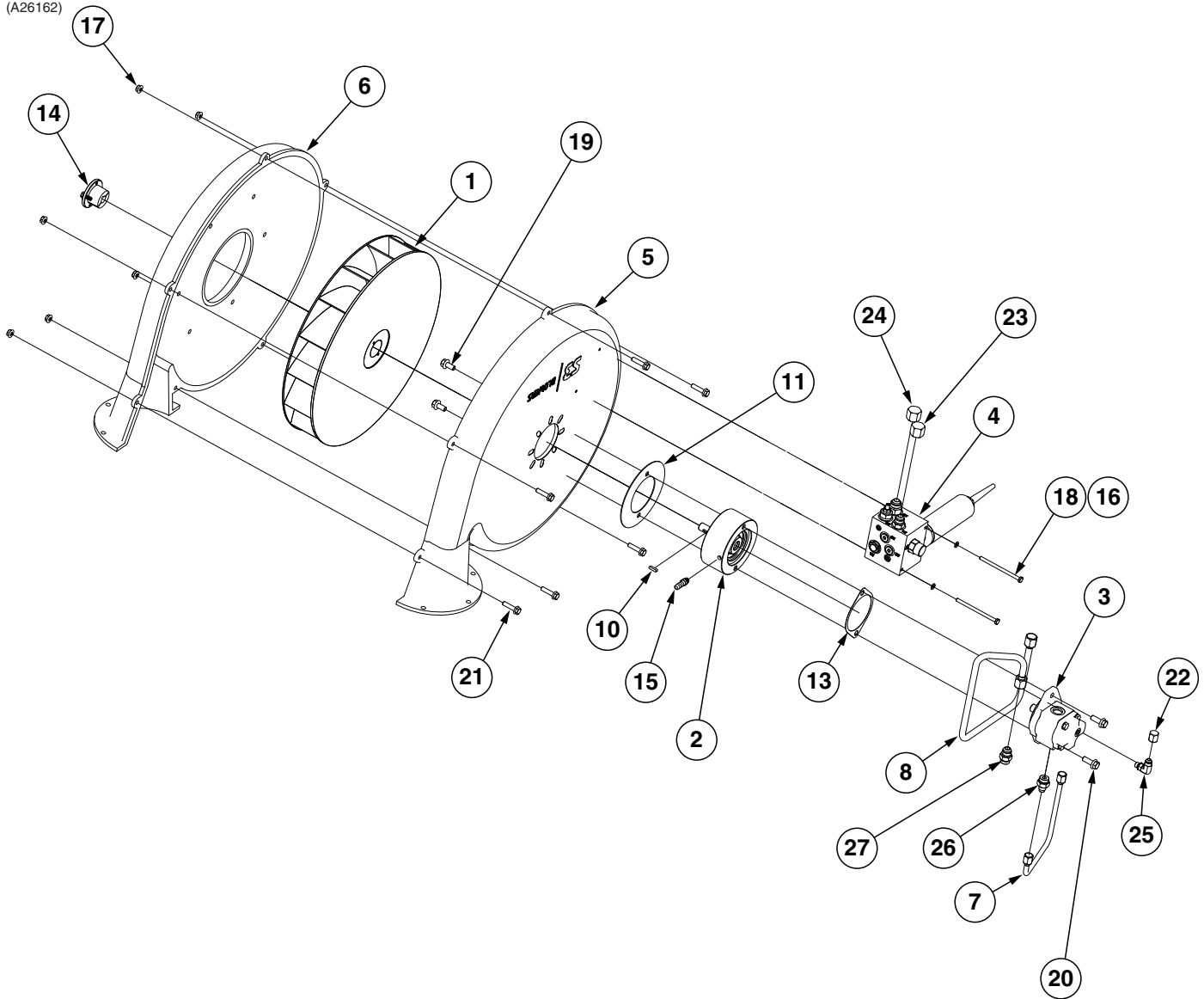
This page left blank intentionally.



ITEM	PART NO.	QTY.	DESCRIPTION
1	GA25142	2	Vacuum Fan Adapter
2	GA25143	1	Vacuum Nipple, L.H.
3	GA25144	1	Stub Wing Manifold, L.H.
4	GA25145	1	Center Frame Manifold, L.H.
5	GA25146	4	Center Frame Manifold Mount
6	GA25147	1	Center Frame Manifold, R.H.
7	GA25148	1	Stub Wing Manifold, R.H.
8	GA25149	1	Vacuum Nipple, R.H.
9	GA25395	2	See "Vacuum Fan Assembly" on page P42
10	---	-	---
11	GA25441	2	Flex Tube Mount
12	GD13348	2	Insulated Clamp, 1 ¹ / ₁₆ "
13	GD35439	2	U-Bolt, 7" x 9" x 1 ¹ / ₂ "-13
14	GD35438-27.44	2	SEALING EPDM SOFT RUBBER CARRIER / BULB
15	GD19658-02	2	Black Hose, 6" I.D. x 56"
16	GD19659-01	2	Black Hose, 4 ¹ / ₂ " I.D. x 39"
17	GD35436	2	Diffuser Bracket
18	GD35437	2	U-Bolt, 6" x 3 ³ / ₈ "-16
19	GD7145	6	U-Bolt, 7" x 7" x 1 ¹ / ₂ "-13
20	GD6279-05	2	Tubing, 3 ⁸ / ₈ " x 60"
	G10673	2	Hose Clamp, No. 8
21	G11480	24	Hex Socket Flange Cap Screw, 5 ¹ / ₁₆ "-18 x 1"
22	G11408	8	Hex Serrated Flange Cap Screw, 3 ⁸ / ₈ "-16 x 1 ¹ / ₂ "
23	G10004	16	Hex Head Cap Screw, 3 ⁸ / ₈ "-16 x 1 ¹ / ₄ "
24	G10016	2	Hex Head Cap Screw, 1 ¹ / ₂ "-13 x 2"
25	G10071	2	Serrated Flange Nut, 1 ¹ / ₂ "-13
26	G10102	16	Hex Nut, 1 ¹ / ₂ "-13
27	G10106	8	Hex Nut, 5 ¹ / ₁₆ "-18
28	G10228	4	Lock Washer, 1 ¹ / ₂ "
29	G10312	8	Carriage Bolt, 5 ¹ / ₁₆ "-18 x 3 ⁴ / ₄ "
30	G10620	24	Serrated Flange Nut, 5 ¹ / ₁₆ "-18
31	G11091	28	Serrated Flange Nut, 3 ⁸ / ₈ "-16
32	G11142	4	T-Bolt Clamp, 6 ¹ / ₄ "
33	G11360	4	T-Bolt Hose Clamp, 4 ¹ / ₂ "
34	G11386	8	Flat Washer, 5 ¹ / ₁₆ " SAE
35	G11924	4	Hex Head Non Serrated Flange Self-Drilling Screw, No. #6-20 x 3 ⁸ / ₈ "
36	G11389	14	Flat Washer, 1 ¹ / ₂ " Plated SAE
37	GA25427	1	Diffuser
38	GD35434	1	Diffuser Ring
39	GD35435	1	Diffuser Cap
40	GD2971-26	12	Sleeve, 3 ⁸ / ₈ " I.D x 5 ⁸ / ₈ " O.D. x 1.63" Long
41	G10063	6	Hex Head Cap Screw, 3 ⁸ / ₈ "-16 x 4"
42	G10108	6	Lock Nut, 3 ⁸ / ₈ "-16
43	GD15792-24	24	Hose, 2" x 40"
44	GD14627	24	Coupler, 2"
45	GB0827	24	Vacuum Reducer, 2" to 1 ³ / ₄ "
46*	GD28372	2	1/8" NPT Tee, Brass (Female/Male/Female)
	GD35903	2	Adapter Male 1/8 NPT
	GA14805	2	Air Pressure/Vacuum Sensor

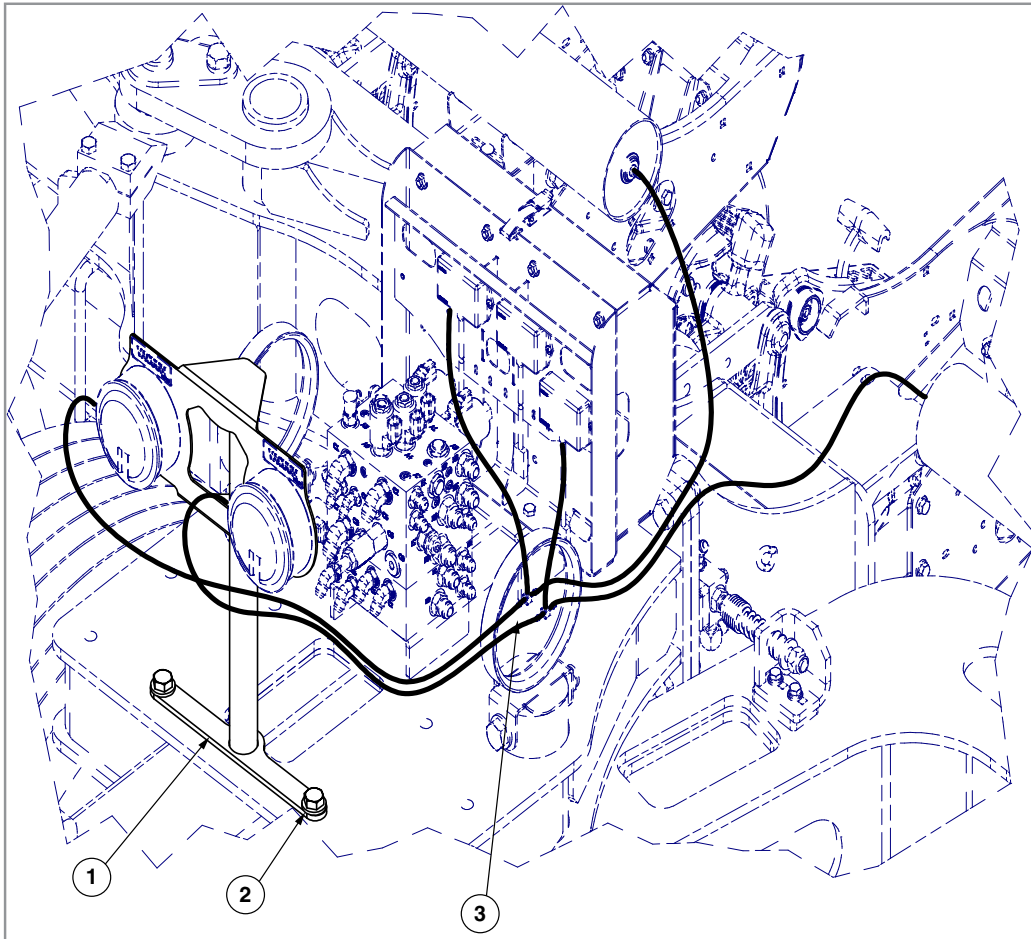
* Used only with Blue Drive system

(A26162)



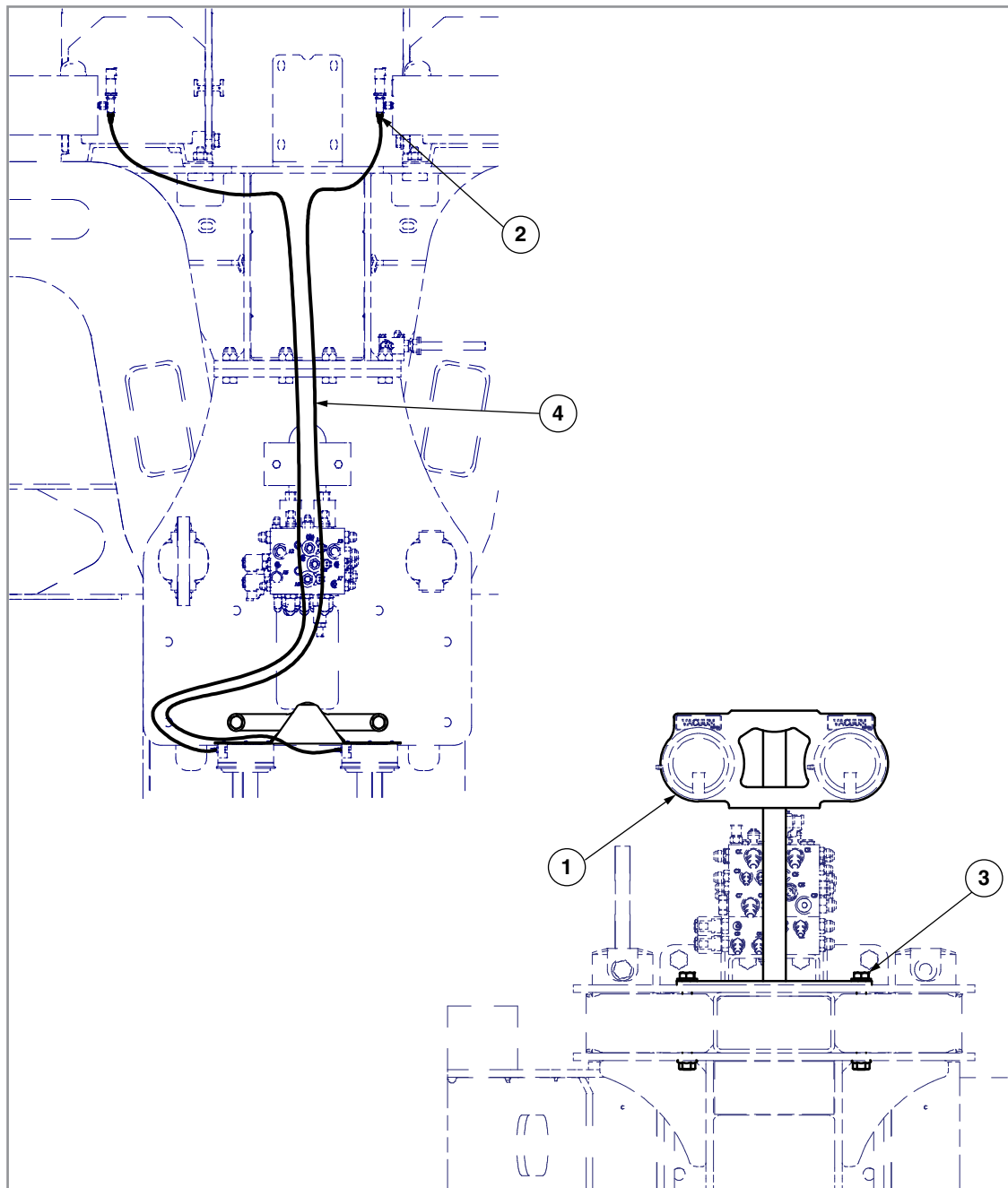
ITEM	PART NO.	QTY.	DESCRIPTION
1	GA21510	1	Impellor
2	GA25388	1	Overhung Load Adapter
	GD20928	-	Bearing (Included W/GA25388)
3	GA25397	1	Vacuum Fan Motor
4	---	1	See "Hydraulic Valve Block on Vacuum Motor" on page P150
		1	Blue Drive system- See "Blue Drive system. Hydraulic Valve Block on Vacuum Motor" on page P152
5	GD35448	1	Drive Housing
6	GD35447	1	Inlet Housing
7	GA25434	1	Steel Hydraulic Line, 3/8"
8	GA25435	1	Steel Hydraulic Line, 1/2"
9	---	-	---
10	GD21300	1	Key
11	GD25644	1	Cover Plate
12	---	-	---
13	GD30882	1	2-Bolt Mount Gasket
14	GD34103	1	Bushing
15	GD35294	1	Hose Barb, 1/8"-27 NPTF x 3/8"
16	G10227	2	Lock Washer, 1/4"
17	G10620	6	Serrated Flange Nut, 5/16"-18
18	G10943	2	Hex Head Cap Screw, 1/4"-20 x 4"
19	G11123	2	Hex Serrated Flange Cap Screw, 3/8"-16 x 3/4"
20	G11124	2	Hex Serrated Flange Cap Screw, 3/8"-16 x 1"
21	G11921	6	Hex Serrated Flange Cap Screw, 5/16"-18 x 1 1/4", Grade 5
22	G304-C-06	1	Cap Nut, 9/16"-18
23	G304-C-8	1	Cap Nut, 3/4"-16
24	G304-C-10	1	Cap Nut, 7/8"-14
25	G6801-06-04	1	Elbow, 90°, 9/16"-18 x 7/16"-20 W/O-Ring
26	G6400-06-08	1	Connector W/O-Ring, 9/16"-18 Male JIC To 3/4"-16 O-Ring
	GR1037	-	O-Ring
27	G6400-08	1	Connector W/O-Ring, 3/4"-16 Male JIC To O-Ring
	GR1037	-	O-Ring

(A26152)



ITEM	PART NO.	QTY.	DESCRIPTION
1	GA26144	1	Gauge Mount
2	G10068	2	Hex Head Cap Screw, 5/8"-11 x 6"
	G11415	2	Serrated Flange Nut, 5/8"-11
	G11391	2	Flat Washer, 5/8" SAE
3	*GD15849-02	1	Clear Plastic Tubing, 5/16" O.D. x 120" (RH 3/20/07)

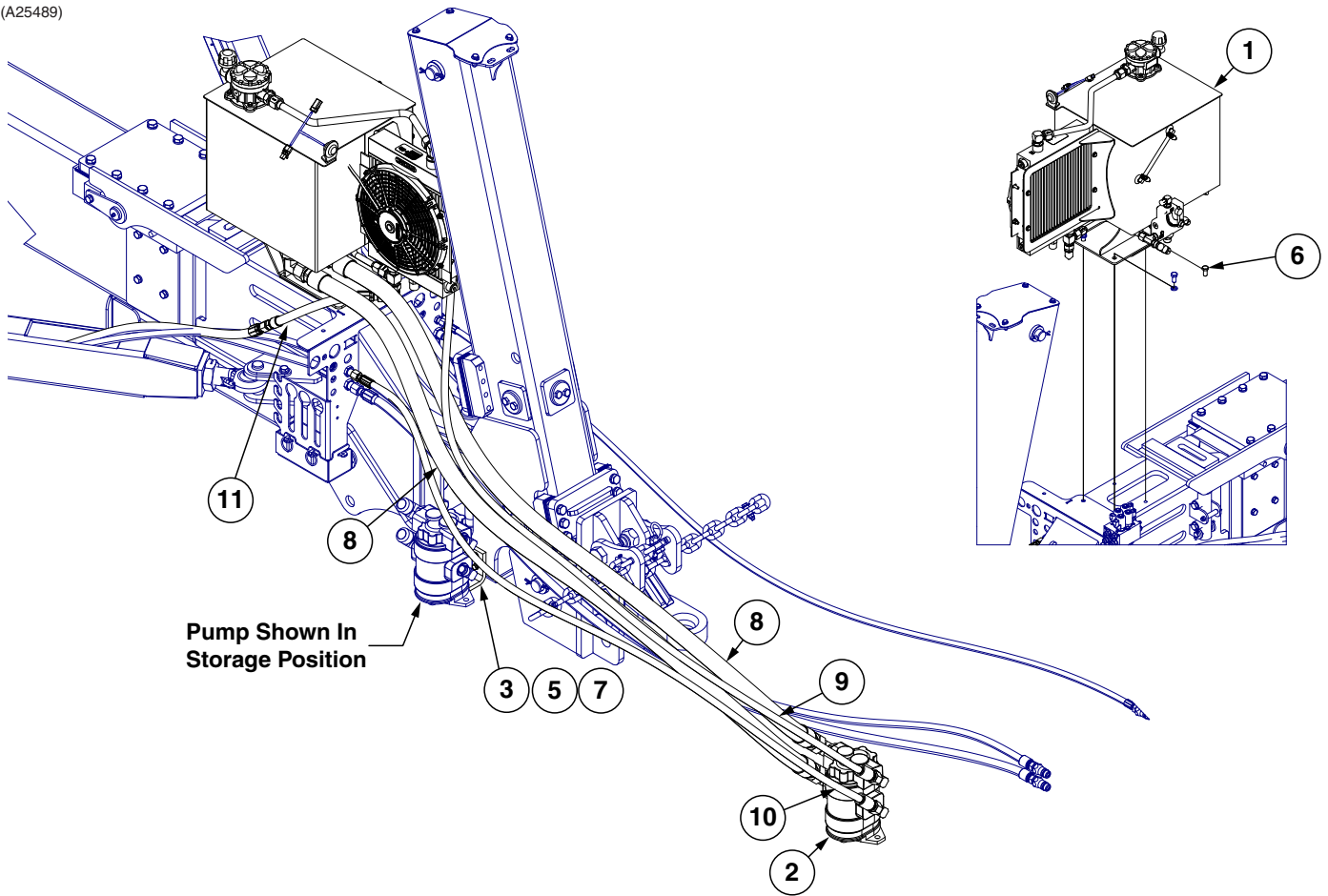
*- Cut to required length



ITEM	PART NO.	QTY.	DESCRIPTION
1	GA26144	1	Gauge Mount
2	GR1777	2	Hose Barb, 1/8" Male NPT To 3/16" Barb
3	G10068	2	Hex Head Cap Screw, 5/8"-11 x 6"
	G11415	2	Serrated Flange Nut, 5/8"-11
	G11391	2	Flat Washer, 5/8" SAE
4	*GD15849-02	1	Clear Plastic Tubing, 5/16" O.D. x 120" (RH 3/20/07)

*- Cut to required length

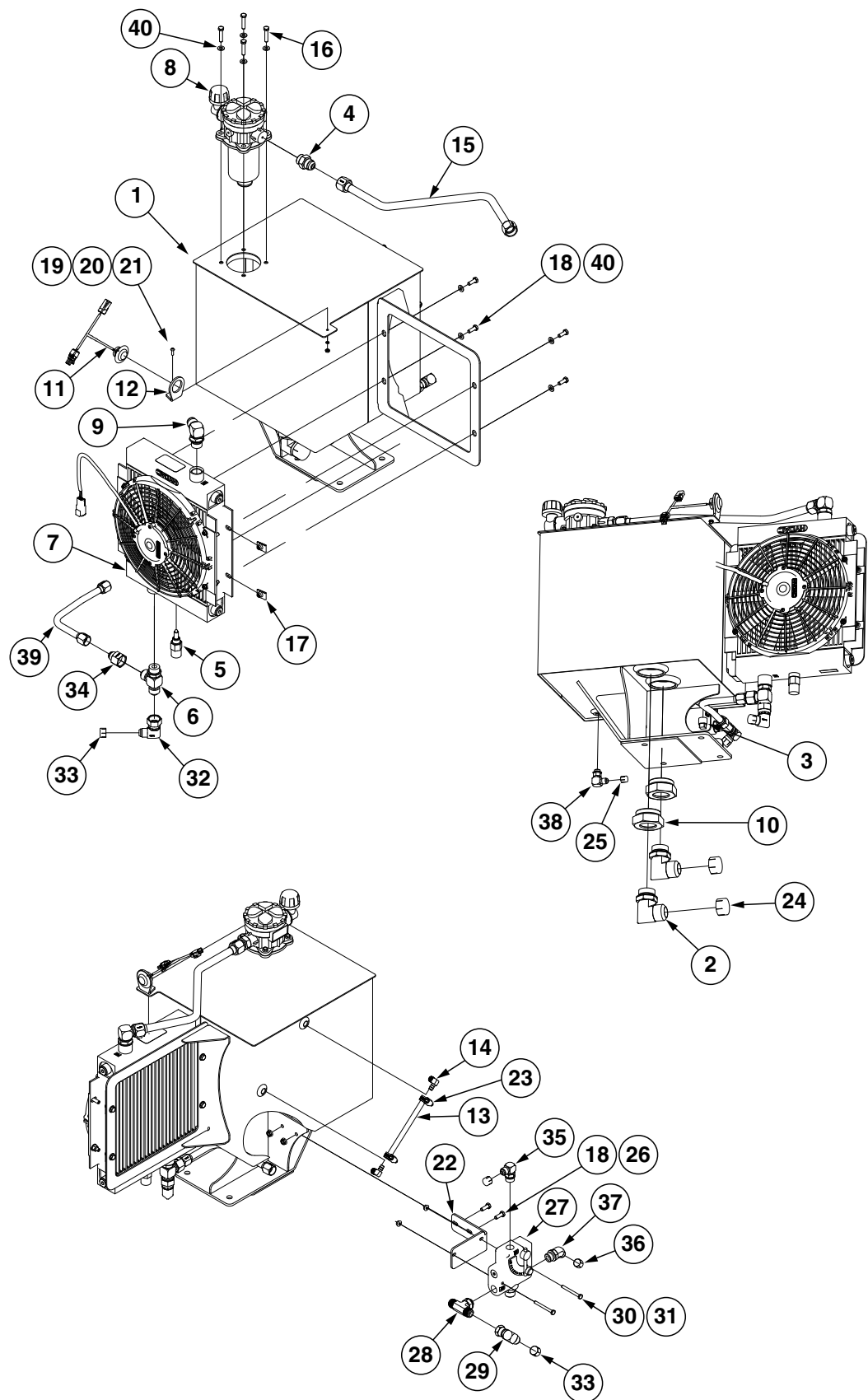
(A25489)



ITEM	PART NO.	QTY.	DESCRIPTION
1	---	-	See "PTO Pump Assembly" on page P47
2	GA14446	1	Pump
	G6801-10-12	1	Elbow W/O-Ring, 90°, 7/8"-14 Male JIC To 1 1/16"-12 O-Ring
	G6801-16-20	1	Elbow W/O-Ring, 90°, 1-5/16-12"-14 Male JIC To 1-5/8-12 O-Ring
3	GA13917	1	Pump Storage
4	GA20283	1	PTO Reservoir Fan Wire Harness
5	G10003	2	Hex Head Cap Screw, 3/8"-16 x 1 1/2"
6	G10014	2	Hex Head Cap Screw, 1/2"-13 x 1"
7	G10229	2	Lock Washer, 3/8"
8	GA11810-102	2	Hose Assembly, 1 1/4"-102 (20F-20F), Corrugated
9	*A18678-120	1	Hose Assembly, 1/2" x 120" (8F-12F)
10	*A18678-102	1	Hose Assembly, 1/2" x 102" (08F - 12F)
11	*A21525-12	1	Hose Assembly, 5/8" x 12" (10F - 10M)

* Hydraulic hose is not stocked by Kinze Repair Parts.

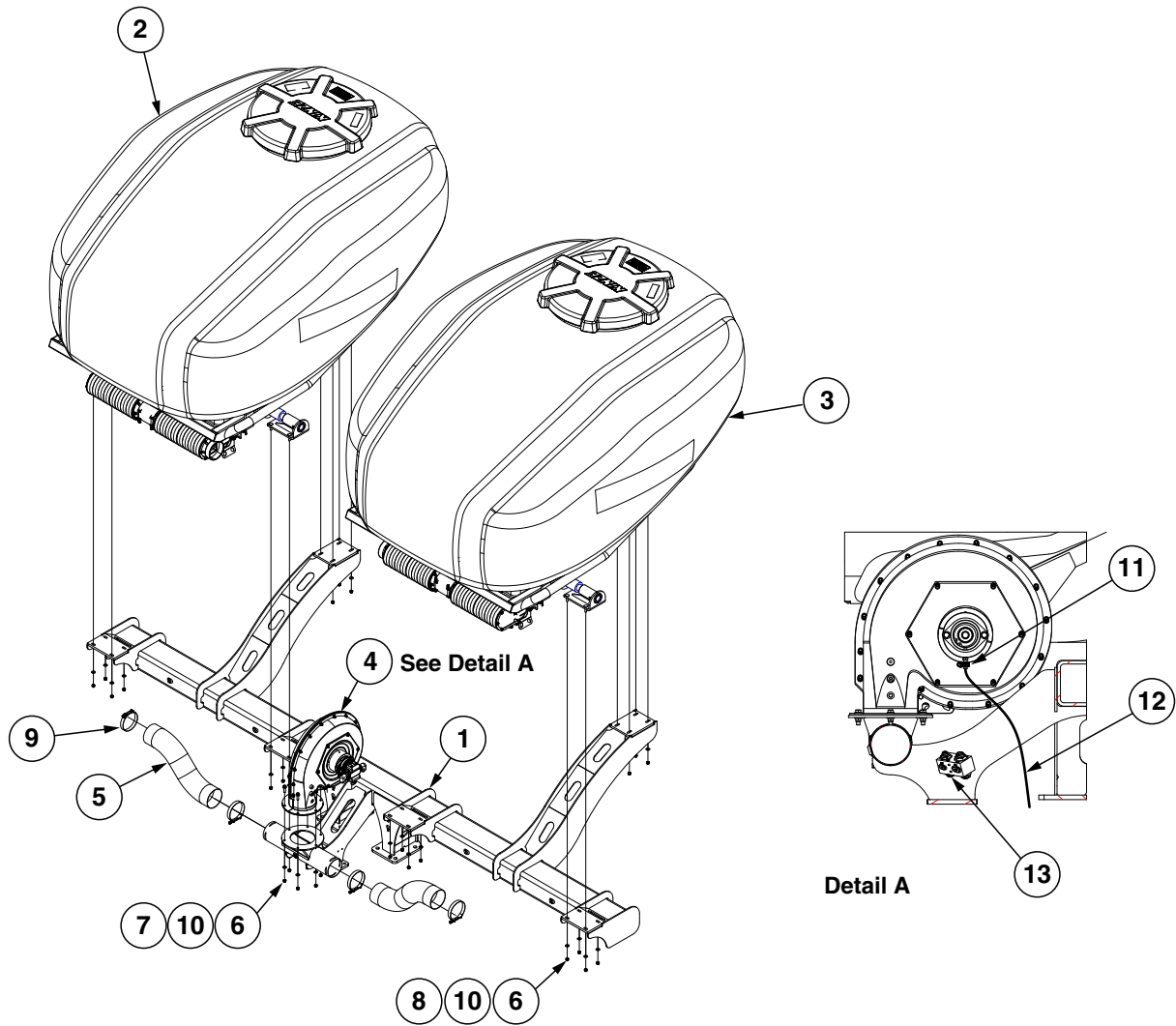
(A25490)



ITEM	PART NO.	QTY.	DESCRIPTION
1	GA25272	1	Hydraulic Reservoir
2	G6801-20	2	Elbow W/O-Ring, 90°, 1 ⁵ / ₈ "-12 Male JIC To O-Ring
3	G11602	1	Pipe Plug, 1/2"
4	G6400-12 GR1467	1 -	Connector, W/O-Ring, 1 ¹ / ₁₆ "-12 Male JIC To O-Ring O-Ring
5	GA17115	1	Tempature Sensor
6	G6804-12 GR1467	1	Adjustable Tee W/O-Ring, 1 ¹ / ₁₆ "-12 Male JIC To O-Ring O-Ring
7	GA25353	1	PTO Cooler Fan
8	GA25354	1	Filter Assembly
9	G6801-12 GR1467	1 -	Elbow W/O-Ring, 90°, 1 ¹ / ₁₆ "-12 Male JIC To O-Ring O-Ring
10	G6410-32-20	2	Adapter W/O-Ring, 2 ¹ / ₂ "-12 x 1 ⁵ / ₈ "-12
11	GA25491	1	PTO Cooling Fan Indicator Harness
12	GD35309	1	Light Bracket
13	*D6279-07	1	Clear Plastic Tubing, 3/8" x 7.25"
14	GD35381	2	3/8" O.D. Brass Barbed x 1/4" NPT 90° Elbow
15	GA25979	1	Steel Hydraulic Line
16	G10133	4	Hex Head Cap Screw, 5/16"-18 x 1 1/2"
17	GD35476	4	Nut Clip, 5/16"-18
18	G10991	6	Hex Head Cap Screw, 5/16"-18 x 7/8"
19	G11327	1	Phillips Flat Head Machine Screw, No. 10-24 x 5/8", Stainless Steel
20	G10395	1	Hex Nut, No. 10-24
21	G10257	1	Lock Washer, No. 10
22	GD35478	1	Valve Mount Bracket
23	G10681	2	Hose Clamp, No. 6
24	G11925	2	Thread Protector, 1 ⁵ / ₈ "-12
25	G10491	1	Thread Protector, 9/16"-18
26	G10620	2	Serrated Flange Nut, 5/16"-18
27	GA10918	1	Flow Control Valve
28	G6803-10	1	Adjustable Tee, 7/8"-14
29	G6500-10	1	Swivel Elbow, 90°, 7/8"-14 Male JIC To Female
30	G10403	2	Hex Head Cap Screw, 1/4"-20 x 2 1/2"
31	G11474	2	Serrated Flange Nut, 1/4"-20
32	G6500-10-12	1	Swivel Elbow, 90°, 7/8"-14 x 1 1/16"-12
33	G10493	2	Thread Protector, 7/8"-14
34	G2406-12-10	1	Reducer, 1 1/16"-12 JIC x 7/8"-14
35	G6801-08-10 GR1466	1 -	Elbow W/O-Ring, 90°, 3/4"-16 Male JIC To 7/8"-14 O-Ring O-Ring
36	G10492	2	Thread Protector, 3/4"-16
37	G6802-08-10	1	Elbow W/O-Ring, 45°, 3/4"-16 x 7/8"-14
38	G6801-06 GR1045	1 -	Elbow W/O-Ring, 90°, 9/16"-18 Male JIC To O-Ring O-Ring
39	GA25492	1	Steel Hydraulic Line
40	G11386	8	Flat Washer, 5/16" SAE

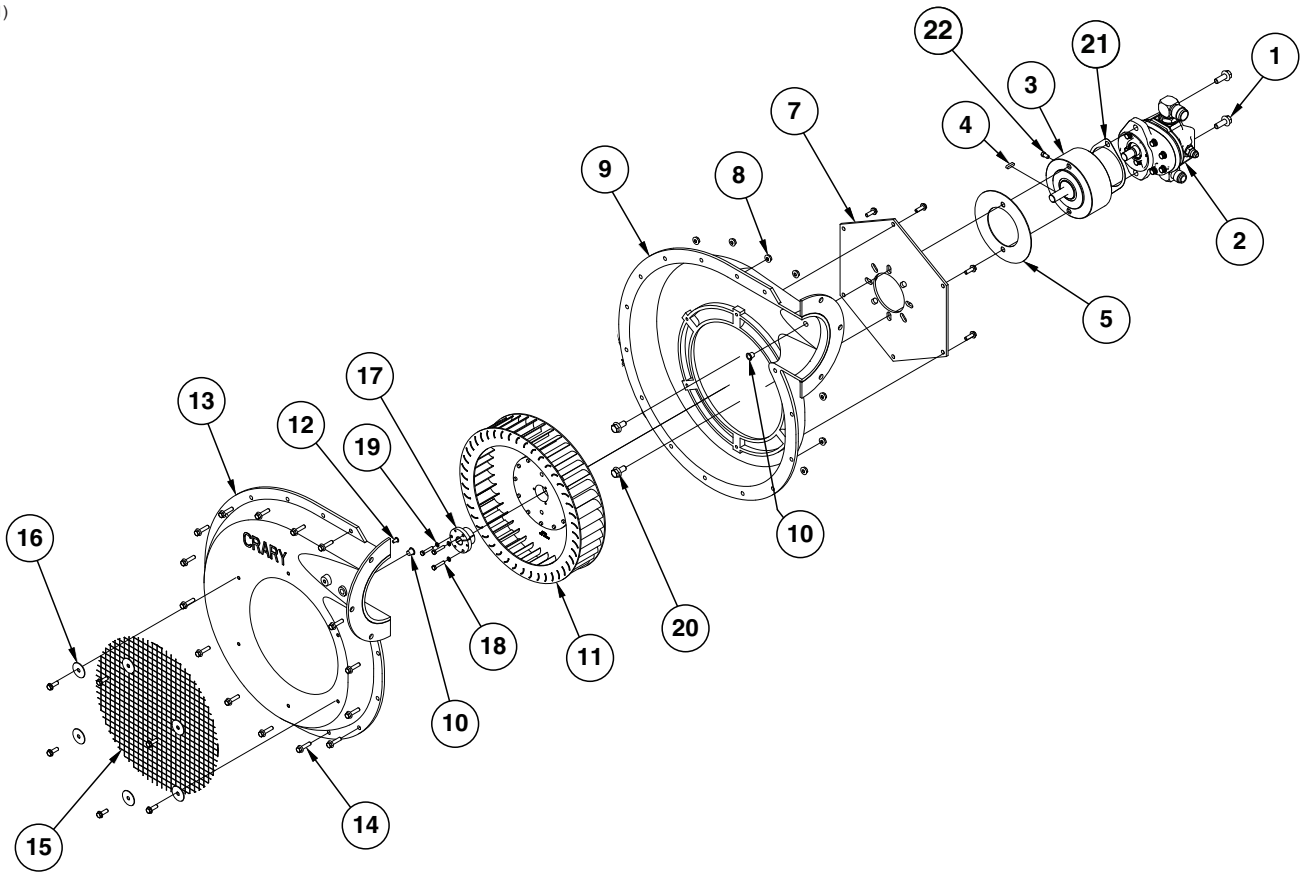
*Hose not stocked by Kinze repair parts, but is available in bulk. Order GD6279-00.

(A24985)



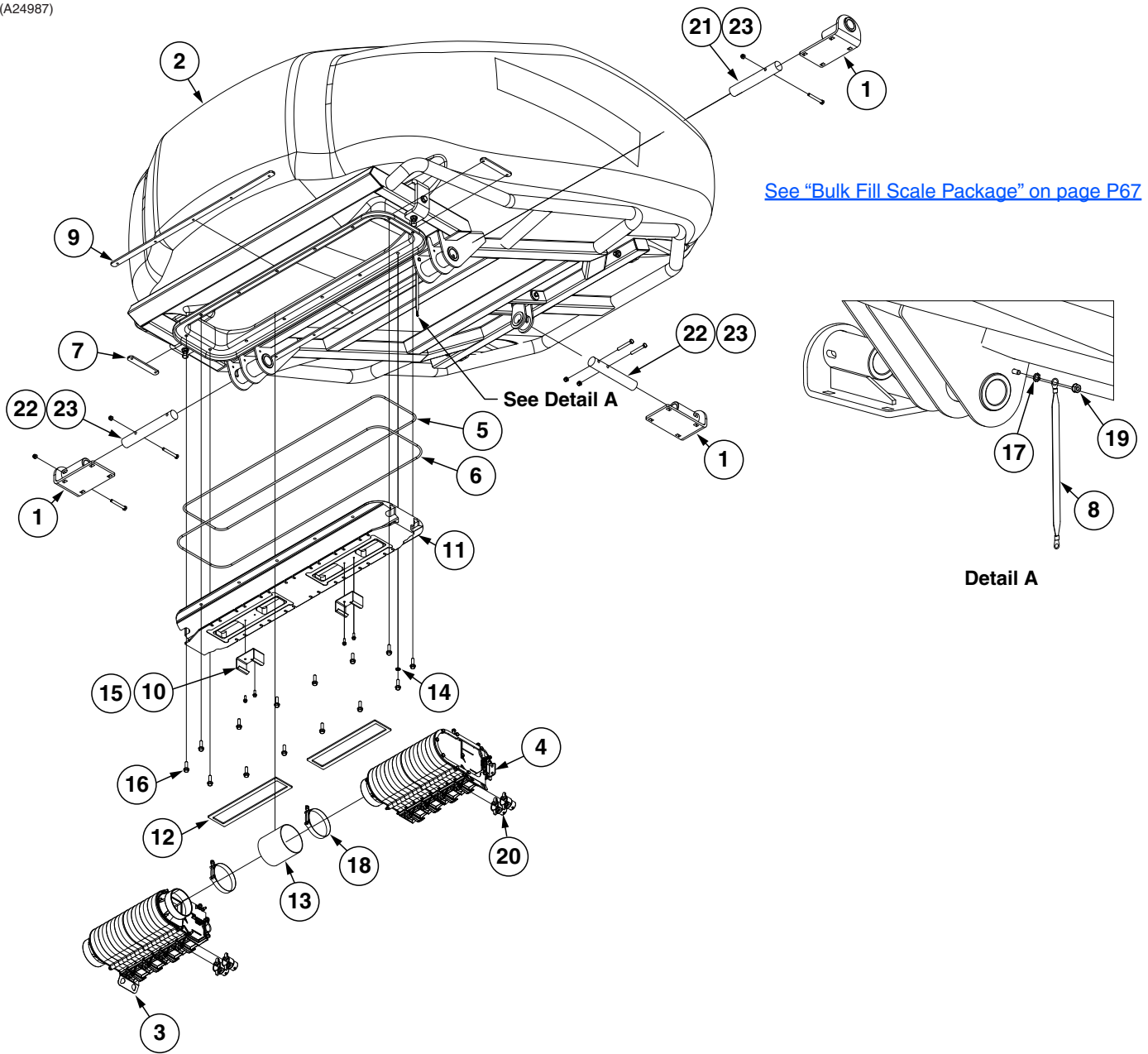
ITEM	PART NO.	QTY.	DESCRIPTION
1	GA24711	1	Bulk Fill Tank Mount
2	GA24986	1	See "Bulk Fill Tank and Entrainers" on page P53
3	GA24987	1	See "Bulk Fill Tank and Entrainers" on page P53
4	GA25396	1	See "Bulk Fill Fan Assembly" on page P51
5	GD19659-05	2	Black Hose, 4½" I.D. x 22"
6	G10108	30	Lock Nut, ⅜"-16
7	G11124	6	Hex Serrated Flange Cap Screw, ⅜"-16 x 1", Grade 5
8	G10301	24	Carriage Bolt, ⅜"-16 x 1½"
9	G11360	4	T-Bolt Hose Clamp, 4 ½"
10	G11387	30	Hardened Washer, ⅜" SAE
11	G10681	1	Hose Clamp, No. 6
12	GD6279-06	1	Clear Plastic Tubing, ⅜" O.D. x 72"
13	GA25462	1	Anti- Cavitation Check Assembly
	G10403	2	Hex Head Cap Screw, ¼"-20 x 2 ½"
	G10621	2	Serrated Flange Nut, ¼"-20

(IP1441)



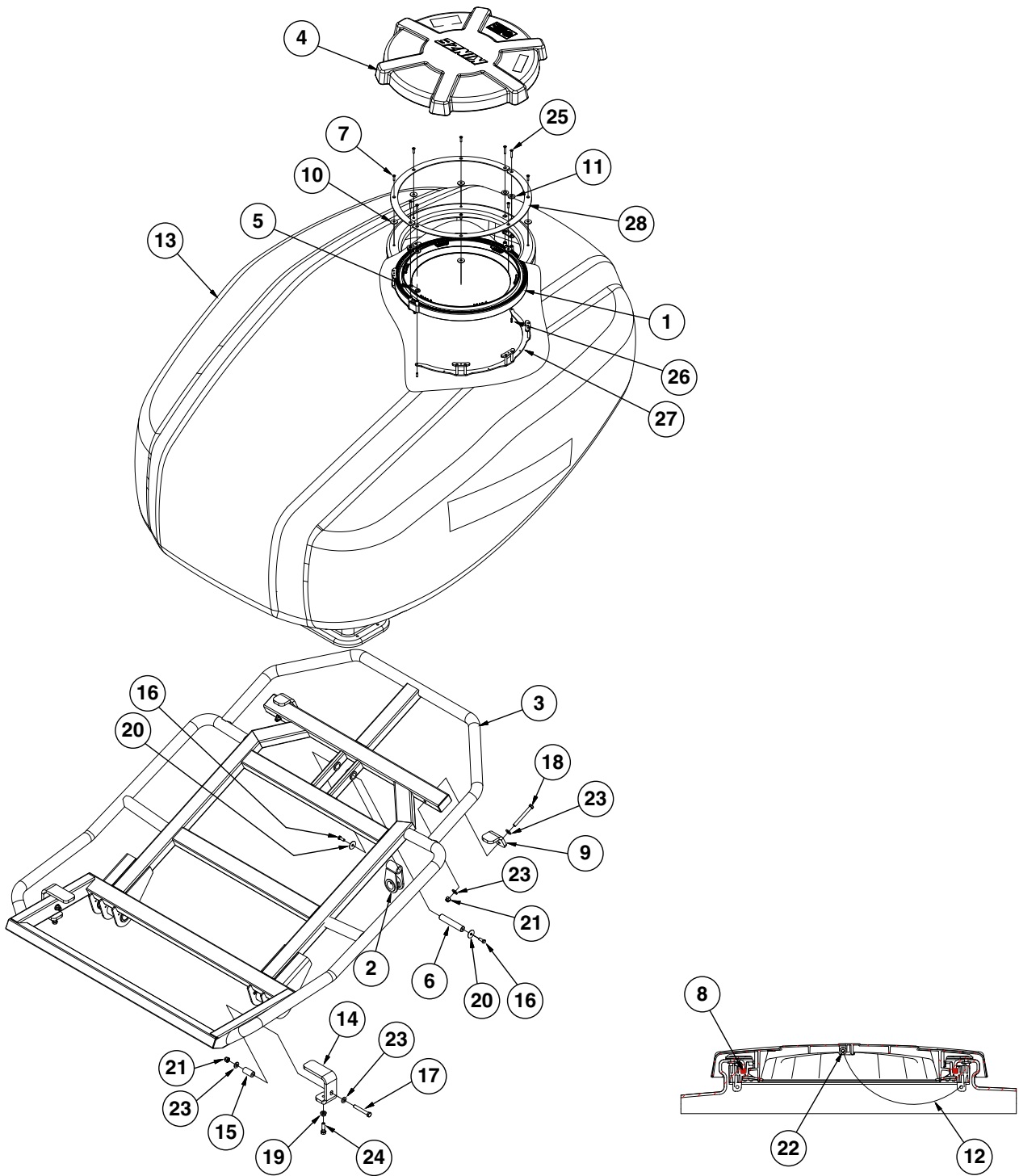
ITEM	PART NO.	QTY.	DESCRIPTION
1	G11124	2	Hex Serrated Flange Cap Screw, 3/8"-16 x 1"
2	GA14574	1	Hydraulic Motor
	GR2000	-	Motor Key
	G6801-06	1	Elbow W/O-Ring, 90°, 9/16"-18 Male JIC To O-Ring
	G6801-08-12	1	Swivel Elbow, 3/4"-20 x 1 1/16"-12
	G6801-06-12	1	Swivel Elbow, 9/16"-18 x 1 1/16"-12
3	GA25388	1	Overhurd Load Adapter
	GD20928	-	Bearing (Included W/GA25388)
4	GD21300	1	Key
5	GD25644	1	Cover Plate
6	GR1968	1	Cover Plate
7	GR1969	1	Backing Plate
8	G10621	15	Serrated Flange Nut, 1/4"-20
9	GR1971	1	Flanged Inner Case
10	GR1979	2	Plastic Plug, 7/16"
11	GR2109	1	Impeller
12	GR1978	1	Plastic Plug, 1/4"
13	GR1970	1	Flanged Outer Case
14	G11409	15	Hex Serrated Flanged Cap Screw, 1/4"-20 x 1"
15	GR1967	1	Screen
16	GR1977	6	Fender Washer, 1/4"
17	GR1961	1	Bushing, 5/8"
18	G11518	3	Hex Head Machine Screw, #10-24 x 1"
19	G10257	3	Lock Washer, No. 10
20	G11123	2	Hex Serrated Flange Cap Screw, 3/8"-16 x 3/4"
21	GD30882	1	2-Bolt Mount Gasket
22	GD31305	1	Plug
A	GA14573	1	Bulk Fill Fan (Flanged) (Includes Items 6-16)

(A24987)



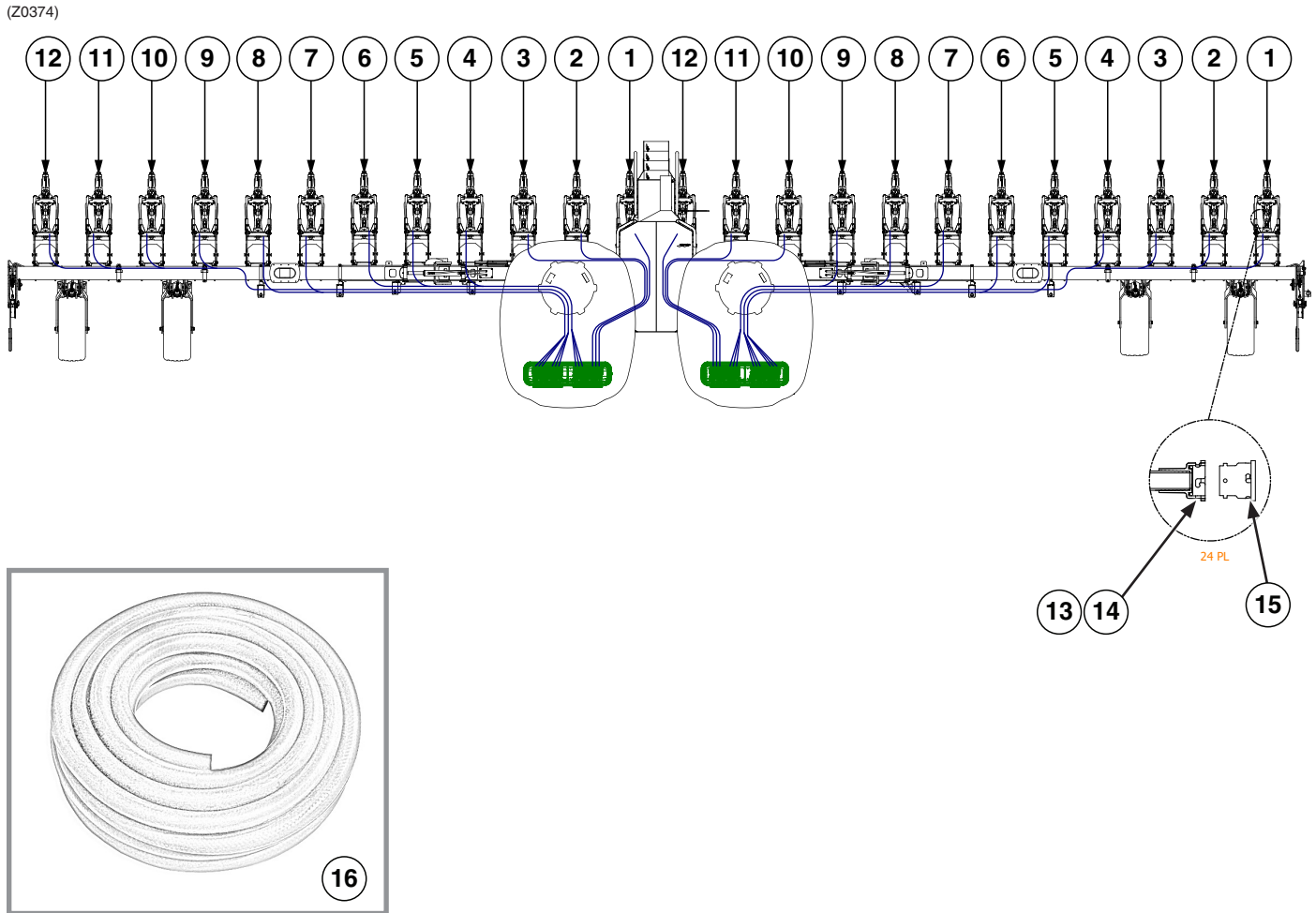
ITEM	PART NO.	QTY.	DESCRIPTION
1	GA14041	3	Bulk Fill Tank Mount
2	GA20905	1	See "Bulk Fill Tank Assembly" on page P55
3	GA24997 GA24995	1	See "Entrainer Assembly, L.H. Inside" on page P61 See "Entrainer Assembly, R.H. Inside" on page P63
4	GA24998 GA24989	1	See "Entrainer Assembly, L.H. Outside" on page P59 See "Entrainer Assembly, R.H. Outside" on page P65
5	GD19690-05	1	Ribbon Sealer, 8.25'
6	GD19690-06	1	Ribbon Sealer, 9'
7	GD20923	2	Entrainer Mount Tap Block, Short
8	GD27607	1	Ground Strap
9	GD30079	2	Entrainer Mount Tap Block
10	GD34926	2	Entrainer Plug
11	GD34927	1	Bulk Fill Split Entrainer Mount, 12 Row
12	GD34942	2	Entrainer Adapter Gasket, 24 Row
13	GD35445-4.75	1	Sleeve, 4½" I.D. x 4¾"
14	G10529	1	External Tooth Lock Washer, ⅜"
15	G11166	4	Hex Socket Flange Cap Screw, ¼"-20 x ¾"
16	G11204	14	Hex Serrated Flange Cap Screw, ⅜"-16 x 1¼", Grade 5
17	G11249	1	External Tooth Washer, ¼"
18	G11360	2	T-Bolt Hose Clamp, 4½"
19	G11528	1	Hex Nut W/External Tooth Washer, ¼"-20
20	GB0431	4	Bulk Fill Small Cap (If Applicable)
21	GD20035	2	Pin, 1½" x 11¼"
22	GD20036	4	Pin, 1½" x 7"
23	G10325	8	Hex Head Cap Screw, ⅜"-16 x 2¾"
	G10108	8	Lock Nut, ⅜"-16

(A20905)



ITEM	PART NO.	QTY.	DESCRIPTION
1	GA16997	1	Bulk Fill Lid Seal Assembly
	GD24386	6	ASD Lid Seal Ring Segment (Included W/GA16997)
	GB0674	1	ASD Tank Latch Ring (Included W/GA16997)
	GB0675	1	ASD Tank Lid Seal (Included W/GA16997)
	G11522	18	Phillip Pan Head Tapping Screw, #8-18 x 5/8" (Included W/GA16997)
2	GA17034	1	Rear Tank Mount
3	GA20904	1	Bulk Fill Tank Support
4	GB0673	1	Bulk Fill Tank Lid
5	GB0905	2	Lid Seal Ring Spacer
6	GD20037	1	Pin, 1" x 5/8"
7	G11180	6	Hex Flat Head Counter Sunk Cap Screw, 1/4"-20 x 1"
8	*GD35274-01	1	Ribbon Sealer, 66 1/2" (Length Used For Tank Lid)
9	GD24695	2	Rear Tank Clip
10	GD35857	6	Foam Seal Washer
11	GD24754	4	Foam Seal
12	GD24879-01	1	Rope Tether, 36"
13	GD35856	1	Bulk Fill Tank
14	GD29811	2	Bulk Fill Tank Side Clip
15	GD4887-27	2	Sleeve, 1" O.D. x .562 I.D. x 2"
16	G10001	2	Hex Head Cap Screw, 3/8"-16 x 1"
17	G10033	2	Hex Head Cap Screw, 1/2"-13 x 3 1/2"
18	G10045	2	Hex Head Cap Screw, 1/2"-13 x 4 1/2"
19	G10071	2	Serrated Flange Nut, 1/2"-13
20	G10201	2	Special Washer, 3/8" x 1 1/2" O.D.
21	G10974	4	Lock Nut W/Nylon Insert, 1/2"-13
22	G11386	1	Flat Washer, 5/16" SAE
23	G11389	8	Flat Washer, 1/2" Plated SAE
24	G11519	2	Hex Head Cap Screw, 1/2"-13 x 1 3/4"
25	G11570	4	Hex Flat Head Cap Screw, 1/4"-20 x 1 1/2"
26	G10601	4	Spring Slot Pin, 1/4" x 3/4"
27	GA25956	2	Lid Support
28	GD35844	2	Top Ring Mount Plate

*Available in bulk only (21.75').

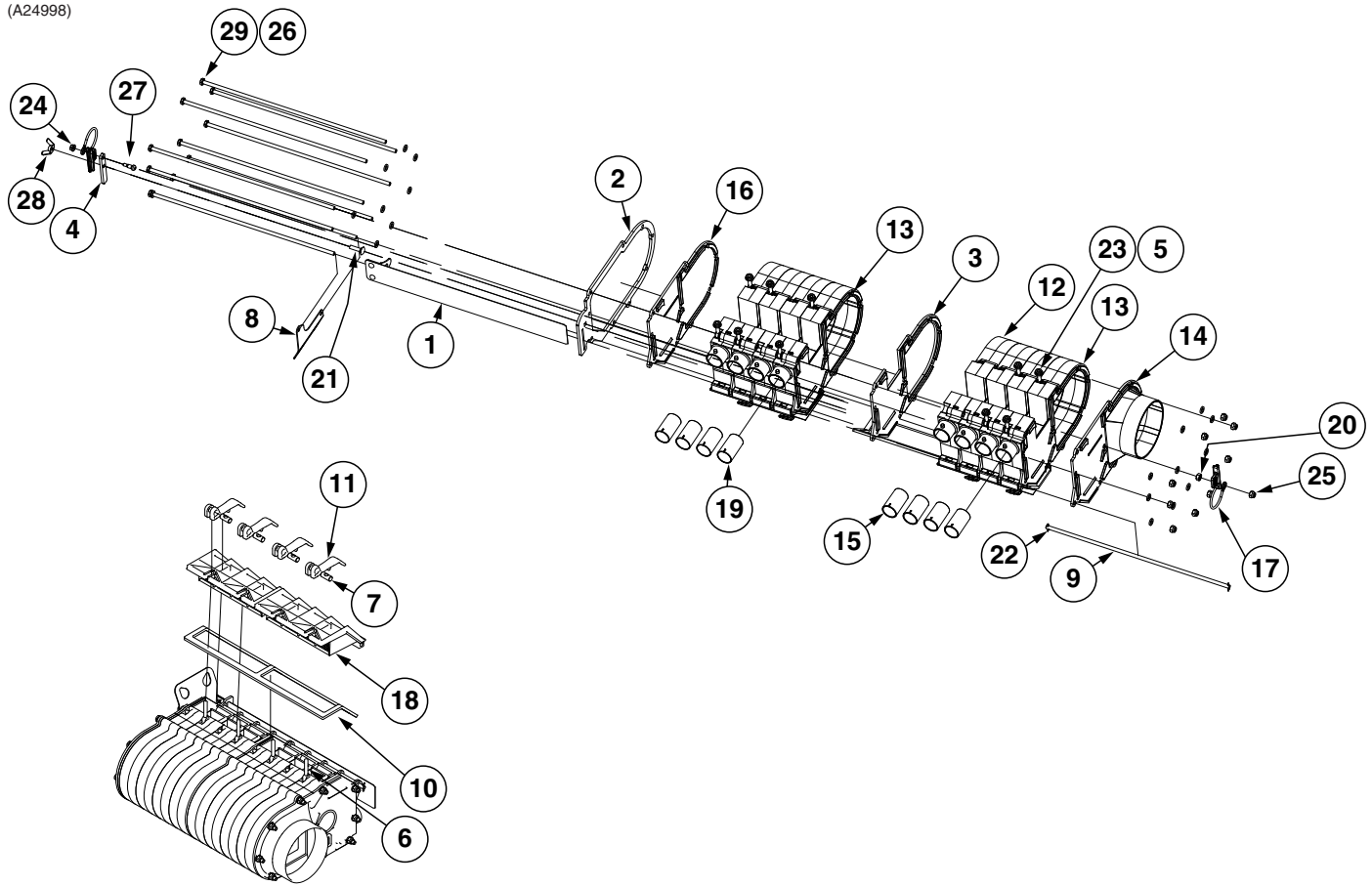


ITEM	PART NO.	QTY.	DESCRIPTION
1	*A13855	2	Hose Assembly, 1 1/4" x 434"
2	*A13856	2	Hose Assembly, 1 1/4" x 423"
3	*A13857	2	Hose Assembly, 1 1/4" x 394"
4	*A13858	2	Hose Assembly, 1 1/4" x 367"
5	*A13859	2	Hose Assembly, 1 1/4" x 345"
6	*A13819	2	Hose Assembly, 1 1/4" x 313"
7	*A13840	2	Hose Assembly, 1 1/4" x 285"
8	*A13818	2	Hose Assembly, 1 1/4" x 280"
9	*A13860	2	Hose Assembly, 1 1/4" x 208"
10	*A13861	2	Hose Assembly, 1 1/4" x 154"
11	*A13834	2	Hose Assembly, 1 1/4" x 125"
12	*A13804	2	Hose Assembly, 1 1/4" x 101"
13	GD19509	24	O-Ring, Large
14	GB0430	24	O-Ring, Small
15	GB0425	24	Dissipator Quick Coupler
16	GR1947	-	Bulk Fill Hose, 1" I.D. x 1 1/4" O.D. x 100'

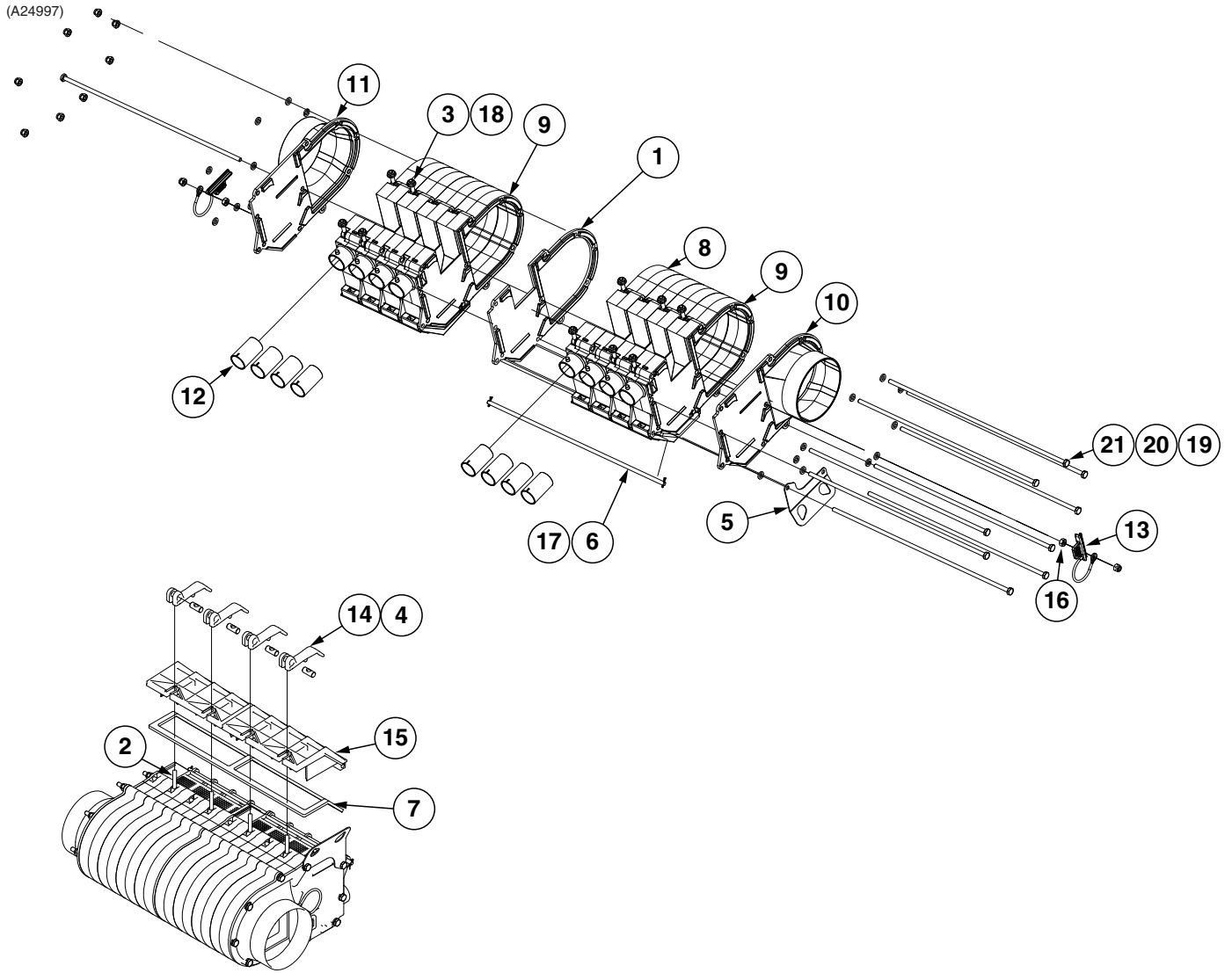
*Hose not stocked by Kinze repair parts, but is available in bulk (GR1947).

This page left blank intentionally.

(A24998)

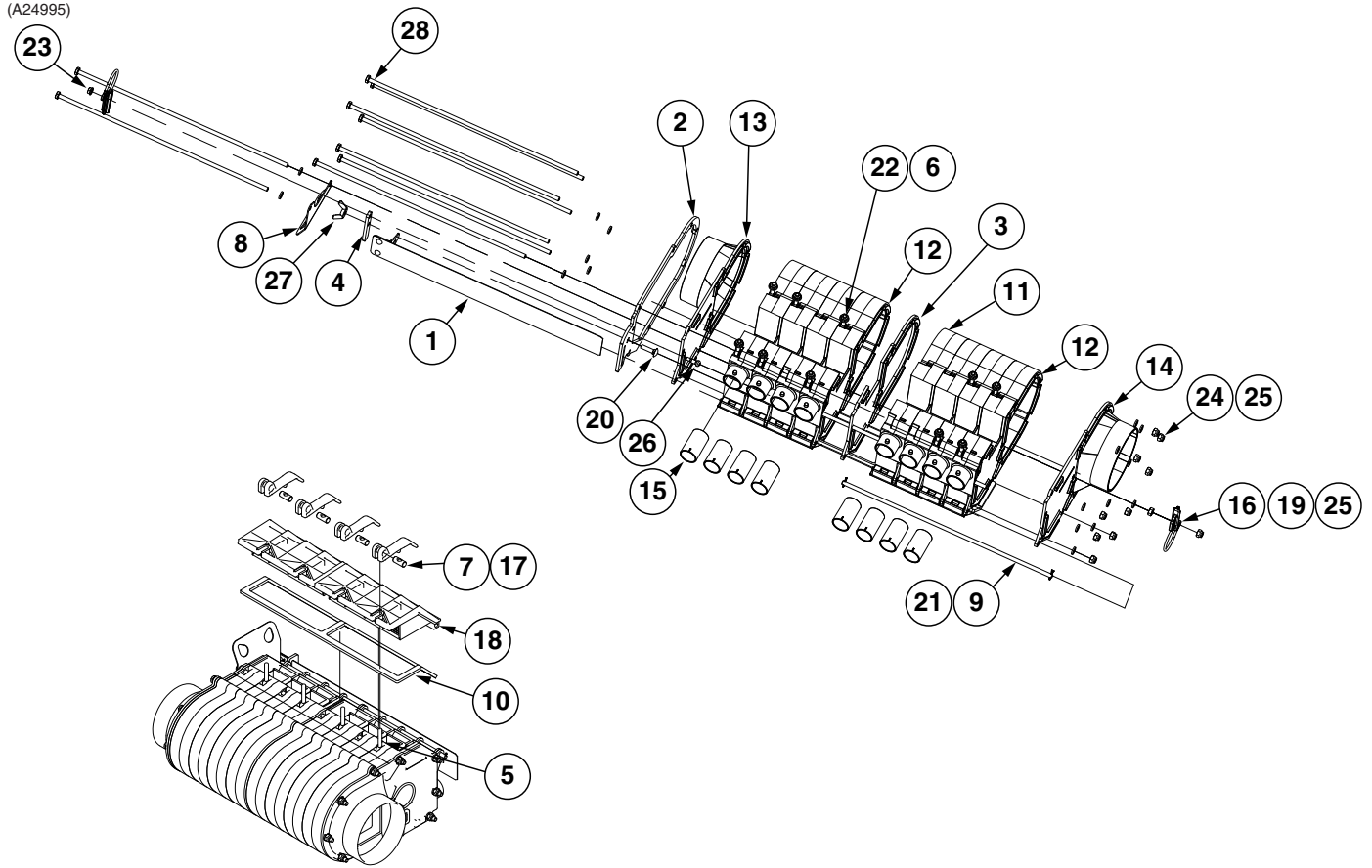


ITEM	PART NO.	QTY.	DESCRIPTION
1	GA14942	1	Bulk Fill Shutoff Door
2	GD19635	1	Bulk Fill Retainment Ring
3	GD19665	1	Bulk Fill Spacer Plate
4	GD19695	1	Bulk Fill Slide Latch
5	GD19865	10	Eye Bolt, 1/4"-20 x 1.47"
6	GD19864	4	Eye Bolt, 1/4"-20 x 1.83"
7	GD21080	4	Cam Nut, 1/4"-20
8	GD31307	1	Bulk Fill Chute Hanger
9	GD34928	1	Bulk Fill Cleanout Door Hinge Rod
10	GD34929	1	Bulk Fill Cleanout Door Gasket
11	GB0501	4	Latch Handle
12	GB0427	6	Bulk Fill Seed Entrainer
13	GB0433	2	Bulk Fill Seed Entrainer Door Section
14	GB0435	1	Bulk Fill Seed Entrainer Air Inlet, L.H.
15	GB0438	4	Air Orifice By-Pass
16	GB0434	1	Bulk Fill Seed Entrainer End Cap
17	GB0444	2	Bulk Fill Shutoff Door Plug
18	GB0502	2	Bulk Fill Cleanout Door Assembly
19	GB0922	4	Bulk Fill By-Pass Air Orifice
20	G10103	1	Hex Nut, 1/4"-20
21	G10316	1	Carriage Bolt, 1/4"-20 x 1"
22	G10455	2	Cotter Pin, 1/16" x 1/2"
23	G10621	10	Serrated Flange Nut, 1/4"-20
24	G10992	1	Serrated Flange Nut, No. 10-24
25	G11320	10	Lock Nut, 1/4"-20, Grade B
26	G11328	20	Washer, 1/4"
27	G11332	1	Hex Socket Head Set Screw, 1/4" x No. 10-24 x 3/8"
28	G11464	1	Wing Nut, 1/4"-20
29	G11855	10	Hex Head Cap Screw, 1/4"-20 x 15, Grade 5
A	GA24998	-	L.H. Outside Entrainer Assembly (Includes Items 1-29)



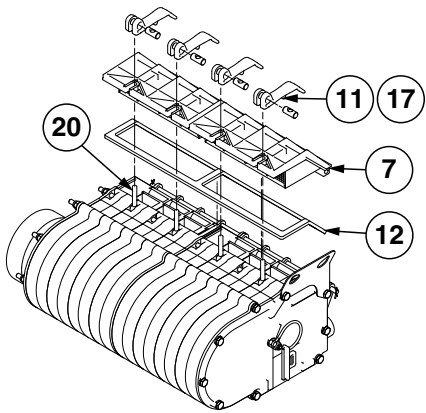
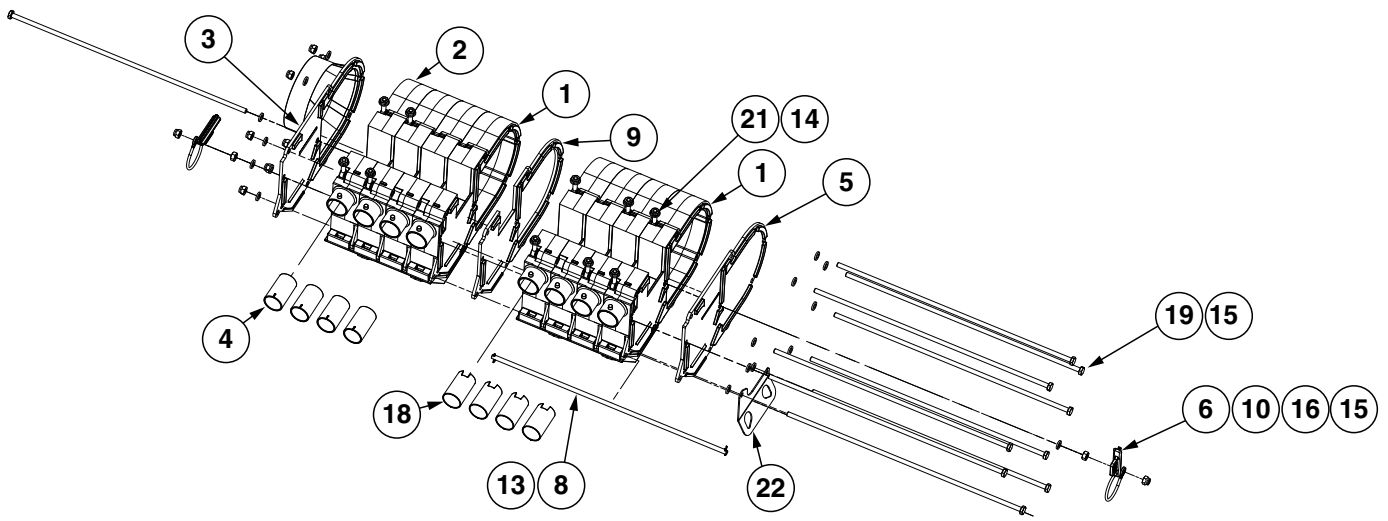
ITEM	PART NO.	QTY.	DESCRIPTION
1	GD19665	1	Bulk Fill Spacer Plate
2	GD19864	4	Eye Bolt, ¼"-20 x 1.83"
3	GD19865	10	Eye Bolt, ¼"-20 x 1.47"
4	GD21080	4	Cam Nut, ¼"-20
5	GD31306	1	Bulk Fill Chute Hanger, R.H.
6	GD34928	1	Bulk Fill Cleanout Door Hinge Rod
7	GD34929	1	Bulk Fill Cleanout Door Gasket
8	GB0427	6	Bulk Fill Seed Entrainer
9	GB0433	2	Bulk Fill Seed Entrainer Door Section
10	GB0435	1	Bulk Fill Seed Entrainer Air Inlet, L.H.
11	GB0436	1	Bulk Fill Seed Entrainer Air Inlet, R.H.
12	GB0438	8	Air Orifice By-Pass
13	GB0444	2	Bulk Fill Shutoff Door Plug
14	GB0501	4	Latch Handle
15	GB0502	2	Bulk Fill Cleanout Door Assembly
16	G10103	2	Hex Nut, ¼"-20
17	G10455	2	Cotter Pin, ⅛" x ½"
18	G10621	10	Serrated Flange Nut, ¼"-20
19	G11320	10	Lock Nut, ¼"-20, Grade B
20	G11328	20	Washer, ¼"
21	G11855	10	Hex Head Cap Screw, ¼"-20 x 15, Grade 5
A	GA24997	-	L.H. Inside Entrainer Assembly (Includes Items 1-21)

(A24995)



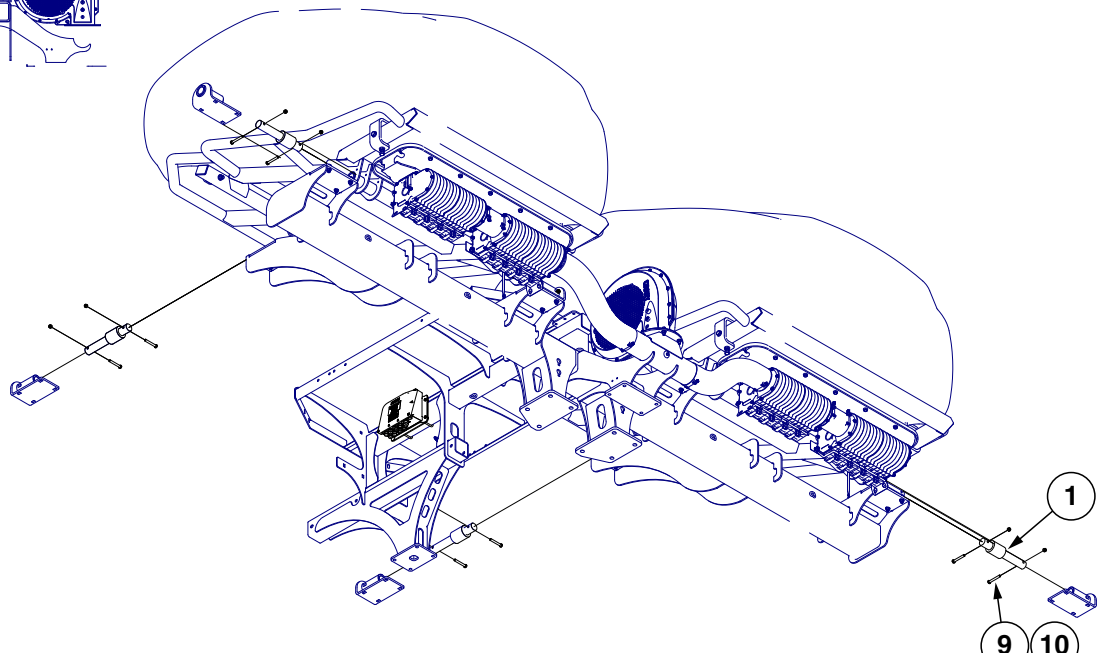
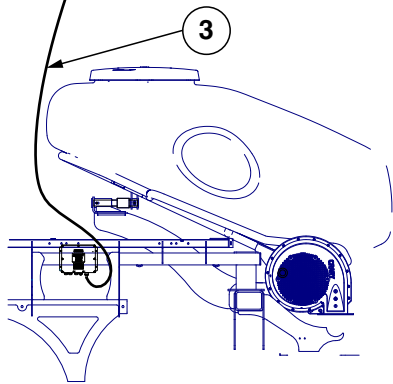
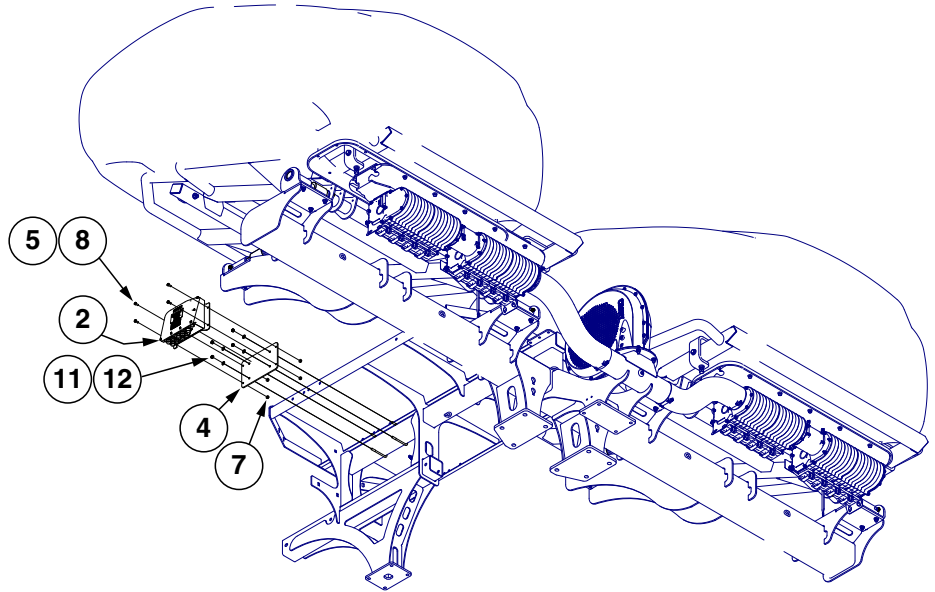
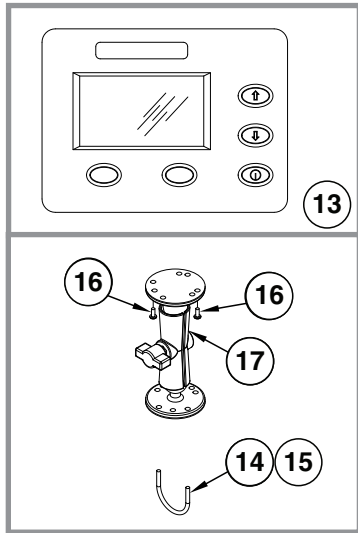
ITEM	PART NO.	QTY.	DESCRIPTION
1	GA14942	1	Bulk Fill Shutoff Door
2	GD19635	1	Bulk Fill Retainment Ring
3	GD19665	1	Bulk Fill Spacer Plate
4	GD19695	1	Bulk Fill Slide Latch
5	GD19864	4	Eye Bolt, ¼"-20 x 1.83"
6	GD19865	10	Eye Bolt, ¼"-20 x 1.47"
7	GD21080	4	Cam Nut, ¼"-20
8	GD31307	1	Bulk Fill Chute Hanger
9	GD34928	1	Bulk Fill Cleanout Door Hinge Rod
10	GD34929	1	Bulk Fill Cleanout Door Gasket
11	GB0427	6	Bulk Fill Seed Entrainer
12	GB0433	2	Bulk Fill Seed Entrainer Door Section
13	GB0436	1	Bulk Fill Seed Entrainer Air Inlet, R.H.
14	GB0435	1	Bulk Fill Seed Entrainer Air Inlet, L.H.
15	GB0438	8	Air Orifice By-Pass
16	GB0444	2	Bulk Fill Shutoff Door Plug
17	GB0501	4	Latch Handle
18	GB0502	2	Bulk Fill Cleanout Door Assembly
19	G10103	1	Hex Nut, ¼"-20
20	G10316	1	Carriage Bolt, ¼"-20 x 1"
21	G10455	2	Cotter Pin, ¼" x ½"
22	G10621	10	Serrated Flange Nut, ¼"-20
23	G10992	1	Serrated Flange Nut, No. 10-24
24	G11320	10	Lock Nut, ¼"-20, Grade B
25	G11328	20	Washer, ¼"
26	G11332	1	Hex Socket Head Set Screw, ¼" x No. 10-24 x ⅜"
27	G11464	1	Wing Nut, ¼"-20
28	G11855	10	Hex Head Cap Screw, ¼"-20 x 15, Grade 5
A	GA24995	-	R.H. Inside Entrainer Assembly (Includes Items 1-28)

(A24989)



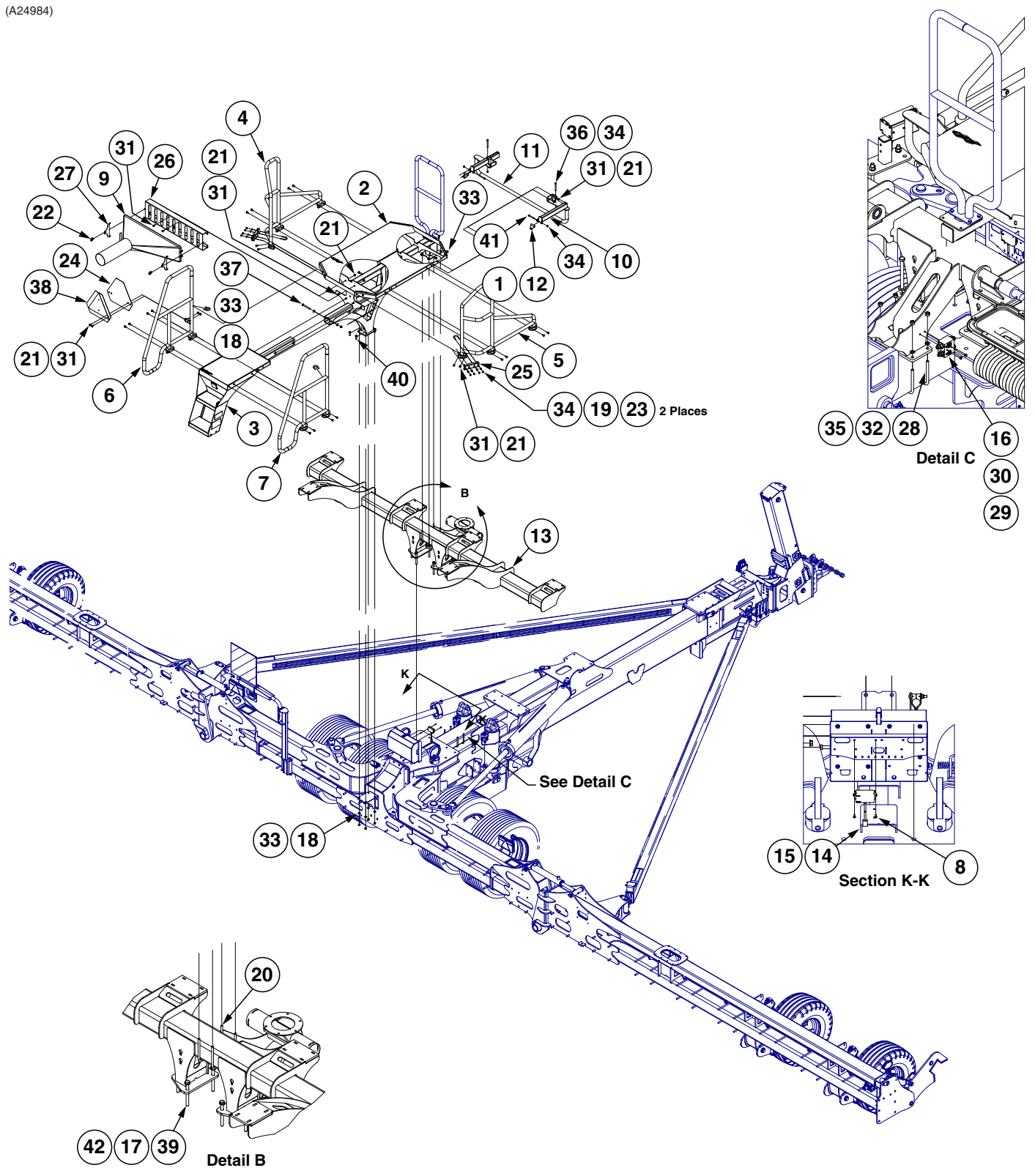
ITEM	PART NO.	QTY.	DESCRIPTION
1	GB0433	2	Bulk Fill Seed Entrainer Door Section
2	GB0427	6	Bulk Fill Seed Entrainer
3	GB0436	1	Bulk Fill Seed Entrainer Air Inlet, R.H.
4	GB0438	4	Air Orifice By-Pass
5	GB0434	1	Bulk Fill Seed Entrainer End Cap
6	GB0444	2	Bulk Fill Shutoff Door Plug
7	GB0502	2	Bulk Fill Cleanout Door Assembly
8	GD34928	1	Bulk Fill Cleanout Door Hinge Rod
9	GD19665	1	Bulk Fill Spacer Plate
10	G11320	10	Lock Nut, 1/4"-20, Grade B
11	GB0501	4	Latch Handle
12	GD34929	1	Bulk Fill Cleanout Door Gasket
13	G10455	2	Cotter Pin, 1/16" x 1/2"
14	G10621	10	Serrated Flange Nut, 1/4"-20
15	G11328	20	Washer, 1/4"
16	G10103	2	Hex Nut, 1/4"-20
17	GD21080	4	Cam Nut, 1/4"-20
18	GB0922	4	Bulk Fill By-Pass Air Orifice
19	G11855	10	Hex Head Cap Screw, 1/4"-20 x 15, Grade 5
20	GD19864	4	Eye Bolt, 1/4"-20 x 1.83"
21	GD19865	10	Eye Bolt, 1/4"-20 x 1.47"
22	GD31306	1	Bulk Fill Chute Hanger
A	GA24989	-	R.H. Outside Entrainer Assembly (Includes Items 1-22)

(A25010)



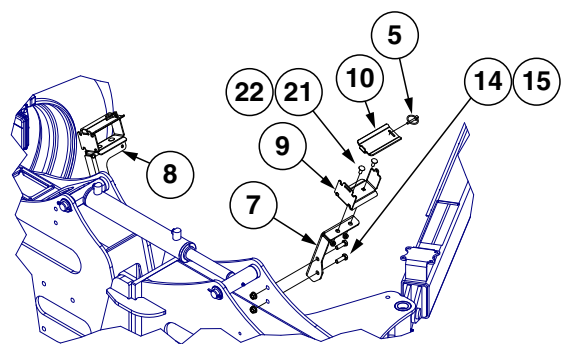
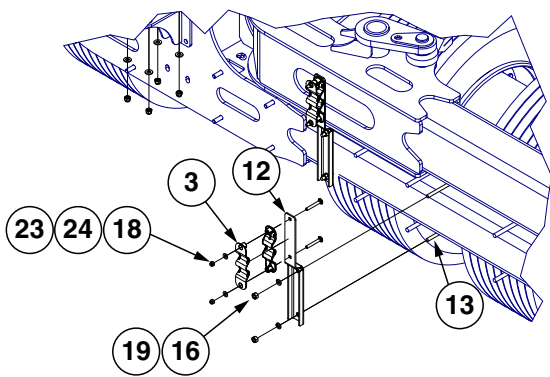
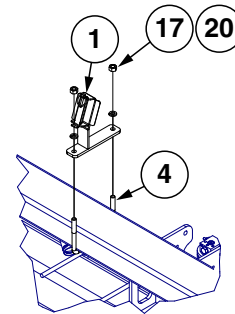
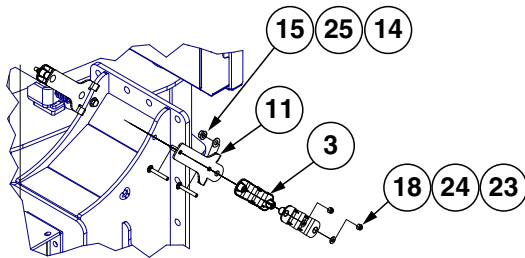
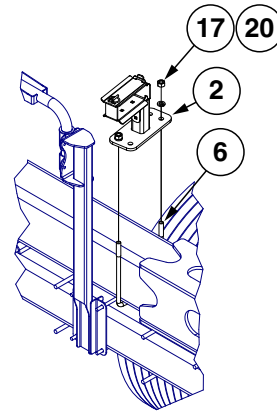
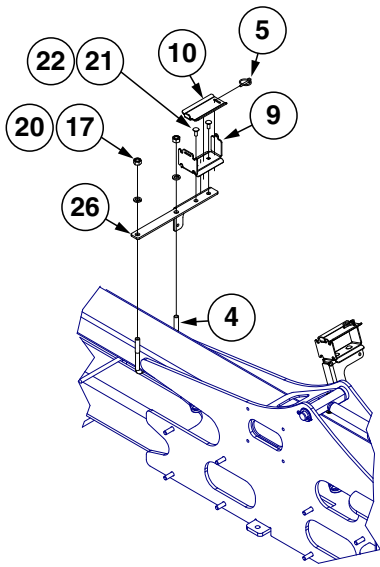
ITEM	PART NO.	QTY.	DESCRIPTION
1	GA14135	6	Load Cell
2	GA14136	1	Scale Module
3	GA14129	1	Power Cable
4	GD35506	1	Scale Module Mount
5	GD18329	2	U-Bolt, 3" x 5/16"-18
6	---	-	---
7	G10621	4	Serrated Flange Nut, 1/4"-20
8	G10020	4	Hex Head Cap Screw, 1/4"-20 x 5/8"
9	G10325	12	Hex Head Cap Screw, 3/8"-16 x 2 3/4"
10	G10108	12	Lock Nut, 3/8"-16
11	G11386	4	Flat Washer, 5/16" SAE
12	G10106	4	Hex Nut, 5/16"-18
13	GA14133	1	Bulk Fill Scale Display
14	GD20282	1	U-Bolt, #10-32
15	G11284	2	Serrated Flange Nut, #10-32
16	G11216	2	Phillips Pan Head Machine Screw, No. 10-32 x 1/2", Stainless Steel
17	GA12403	1	Mounting Bracket Assembly, Includes: (2) Mounting Brackets, (2) Connector Halves, (1) Compression Spring, (1) Tension Knob, (1) 1/4"-20 x 1 3/4" Hex Head Cap Screw, (1) 1/4" Plastic Washer, (1) 1/4" Steel Washer

(A24984)

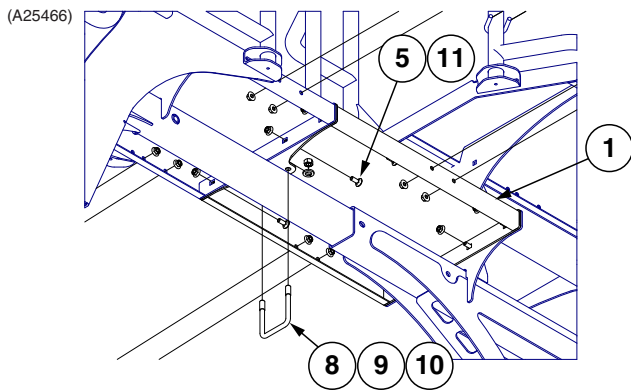


ITEM	PART NO.	QTY.	DESCRIPTION
1	GA14152	2	Hose Strap
2	GA24723	1	Catwalk
3	GA24724	1	Catwalk Ladder
4	GA24728	1	Handrail, R.H.
5	GA24729	1	Handrail, L.H.
6	GA24730	1	Handrail
7	GA24731	1	Handrail
8	G10977	2	Phillips Pan Head Machine Screw, No. 10-24 x 1/2", Stainless Steel
9	GA24804	1	Side Cleanout Chute
10	GA24933	2	Swing Arm
11	GA24934	1	Hose Hanger
12	GA24935	2	Pin Bracket
13	---	-	See "Bulk Fill System" on page P49
14	GA14847	1	Low Pressure Sensor (0-40 IN H ₂ O)
15	GA12812	1	Hall Effect Adapter
16	---	1	See "Anti-Cavity Check Valve" on page P149
17	G11391	8	Flat Washer, 5/8" SAE
18	G11389	14	Flat Washer, 1/2" Plated SAE
19	G11387	20	Flat Washer, 3/8" SAE
20	GD11721	2	U-Bolt, 5" x 7" x 1/2"-13
21	G11091	32	Serrated Flange Nut, 3/8"-16
22	GD2558	10	Lynch Pin, 1/4"
23	GD27190	4	U-Bolt, 1 1/2" x 3/8"-16
24	G11391	8	Flat Washer, 5/8" SAE
25	GD34545	2	Bracket
26	GD34678	1	Cleanout Chute Guard
27	GD34702	2	Chute Tray End Plate
28	GD34924	2	U-Bolt, 8" x 5" x 1/2"-13
29	G10621	2	Serrated Flange Nut, 1/4"-20
30	G10403	2	Hex Head Cap Screw, 1/4"-20 x 2 1/2"
31	G10305	46	Carriage Bolt, 3/8"-16 x 1"
32	G10228	4	Lock Washer, 1/2"
33	G10111	10	Lock Nut, 1/2"-13
34	G10108	24	Lock Nut, 3/8"-16
35	G10102	12	Hex Nut, 1/2"-13
36	G10063	2	Hex Head Cap Screw, 3/8"-16 x 4"
37	G10045	2	Hex Head Cap Screw, 1/2"-13 x 4 1/2"
38	G11415	8	Serrated Flange Nut, 5/8"-11
39	G10012	8	Hex Head Cap Screw, 5/8"-11 x 6 1/2"
40	G10017	14	Hex Head Cap Screw, 1/2"-13 x 1 1/2"
41	G10809	2	Hex Head Cap Screw, 3/8"-16 x 3 1/4"
42	G11415	8	Serrated Flange Nut, 5/8"-11

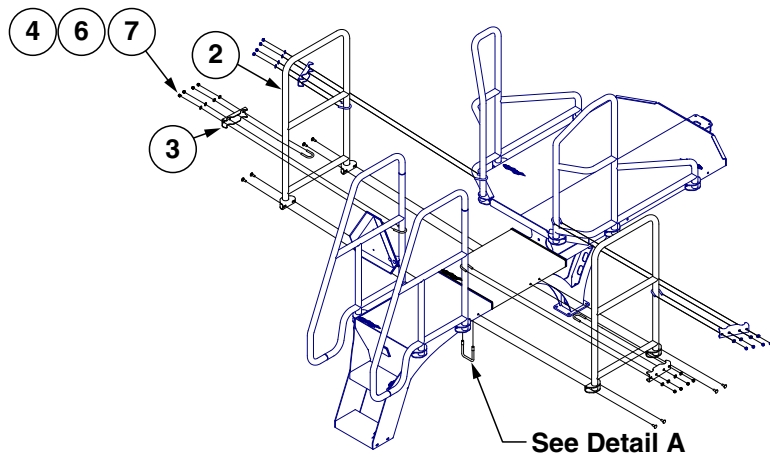
(A24984)



ITEM	PART NO.	QTY.	DESCRIPTION
1	GA24988	4	Hose Bracket Assembly
2	GA25005	2	Bulk Fill Hose Holder Support
3	GB0969	12	5 Position Wave Stacker
4	GD16598	8	U-Bolt, 4" x 7" x 5/8"-11
5	GD2558	10	Lynch Pin, 1/4"
6	GD34957	2	U-Bolt, 7" x 10" x 5/8"-11
7	GD34959	2	Hose Support Bracket
8	GD34960	2	Hose Support Bracket
9	GD34961	8	Hose Support Bracket
10	GD34962	8	Hose Clamp
11	GD35298	2	Hose Support Bracket
12	GD35299	4	Hose Support Bracket
13	GD7145	4	U-Bolt, 7" x 7" x 1/2"-13
14	G10017	14	Hex Head Cap Screw, 1/2"-13 x 1 1/2"
15	G10071	10	Serrated Flange Nut, 1/2"-13
16	G10102	12	Hex Nut, 1/2"-13
17	G10104	20	Hex Nut, 5/8"-11
18	G10108	24	Lock Nut, 3/8"-16
19	G10228	4	Lock Washer, 1/2"
20	G10230	20	Lock Washer, 5/8"
21	G10305	46	Carriage Bolt, 3/8"-16 x 1"
22	G10622	16	Serrated Flange Nut, 3/8"-16
23	G10898	12	Carriage Bolt, 3/8"-16 x 2 3/4"
24	G11387	20	Flat Washer, 3/8" SAE
25	G11389	14	Flat Washer, 1/2" Plated SAE
26	GD34963	4	Hose Support

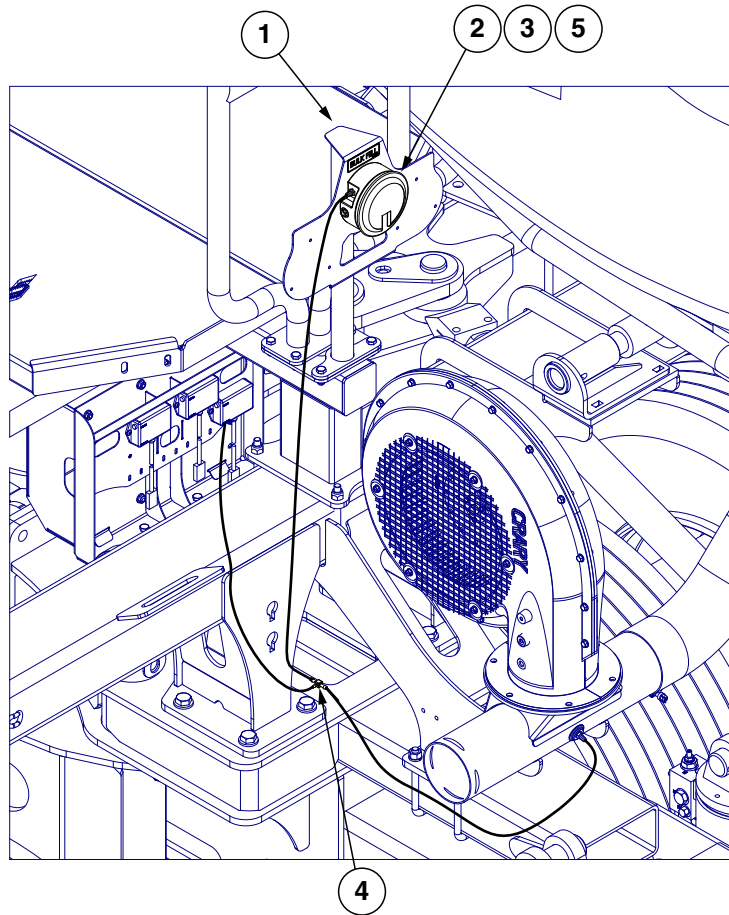


Detail A



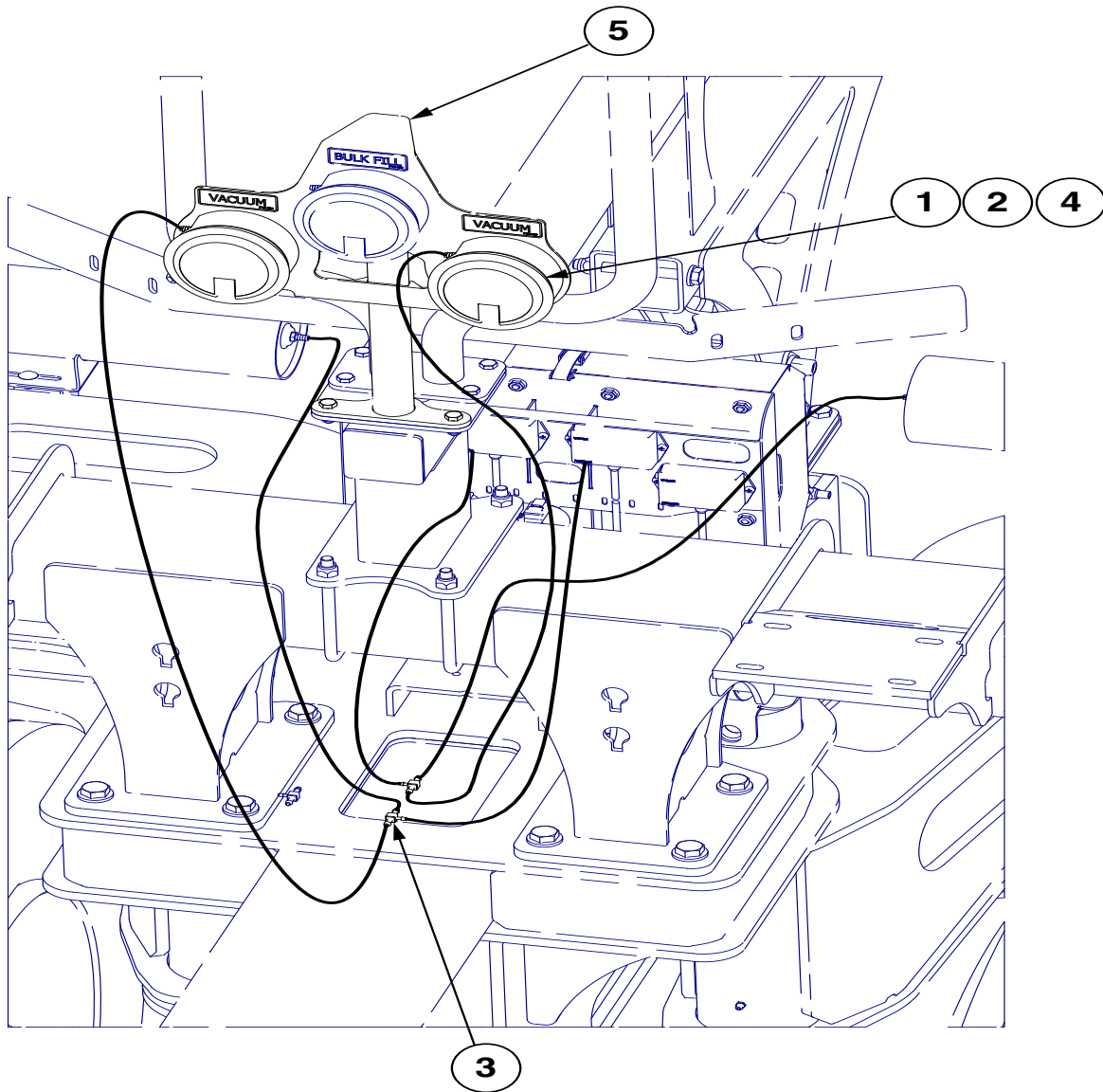
ITEM	PART NO.	QTY.	DESCRIPTION
1	GA24726	1	Top Catwalk
2	GA24732	2	Handrail
3	GD34545	2	Bracket
4	GD27190	4	U-Bolt, 1½" x ⅜"-16
5	G10305	16	Carriage Bolt, ⅜"-16 x 1"
6	G11387	8	Flat Washer, ⅜" SAE
7	G10108	8	Lock Nut, ⅜"-16
8	GD4743	1	U-Bolt, 3" x 3" x ½"-13
9	G10230	2	Lock Washer, ⅝"
10	G10102	2	Hex Nut, ½"-13
11	G11091	18	Serrated Flange Nut, ⅜"-16

(A25463)

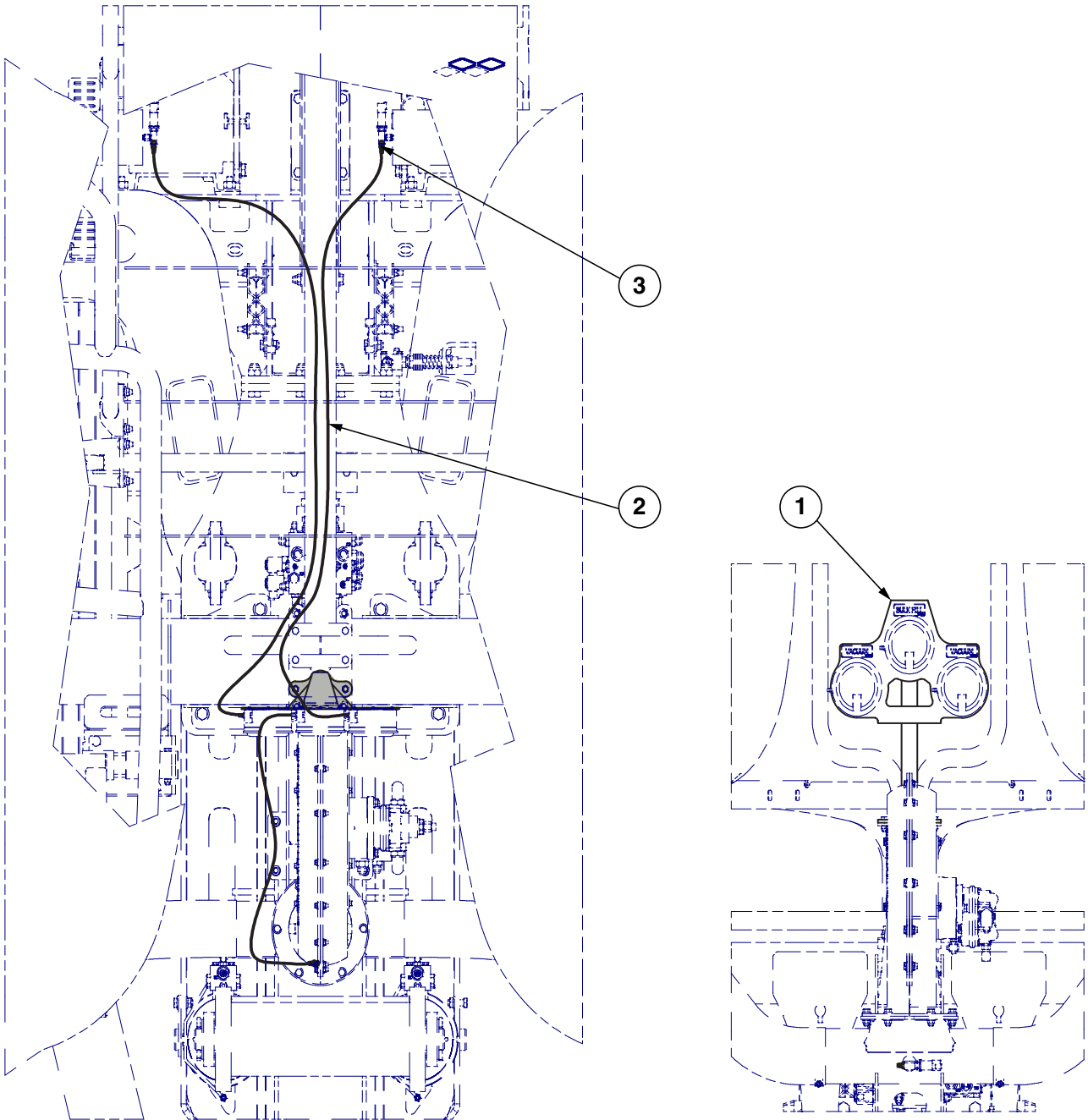


ITEM	PART NO.	QTY.	DESCRIPTION
1	G11728	3	Phillips Pan Head Machine Screw, #6-32 x 1/2"
2	GA21406	1	Pressure Gauge
	GR1777	1	Hose Barb, 3/16" x 1/8" NPT
3	GA10799	1	Breather, 1/8" Male NPT
4	GD21278	1	Reducing Tee, 3/16" x 1/8" x 3/16"
5	GD15849-02	1	Clear Plastic Tubing, 5/16" O.D. x 120"

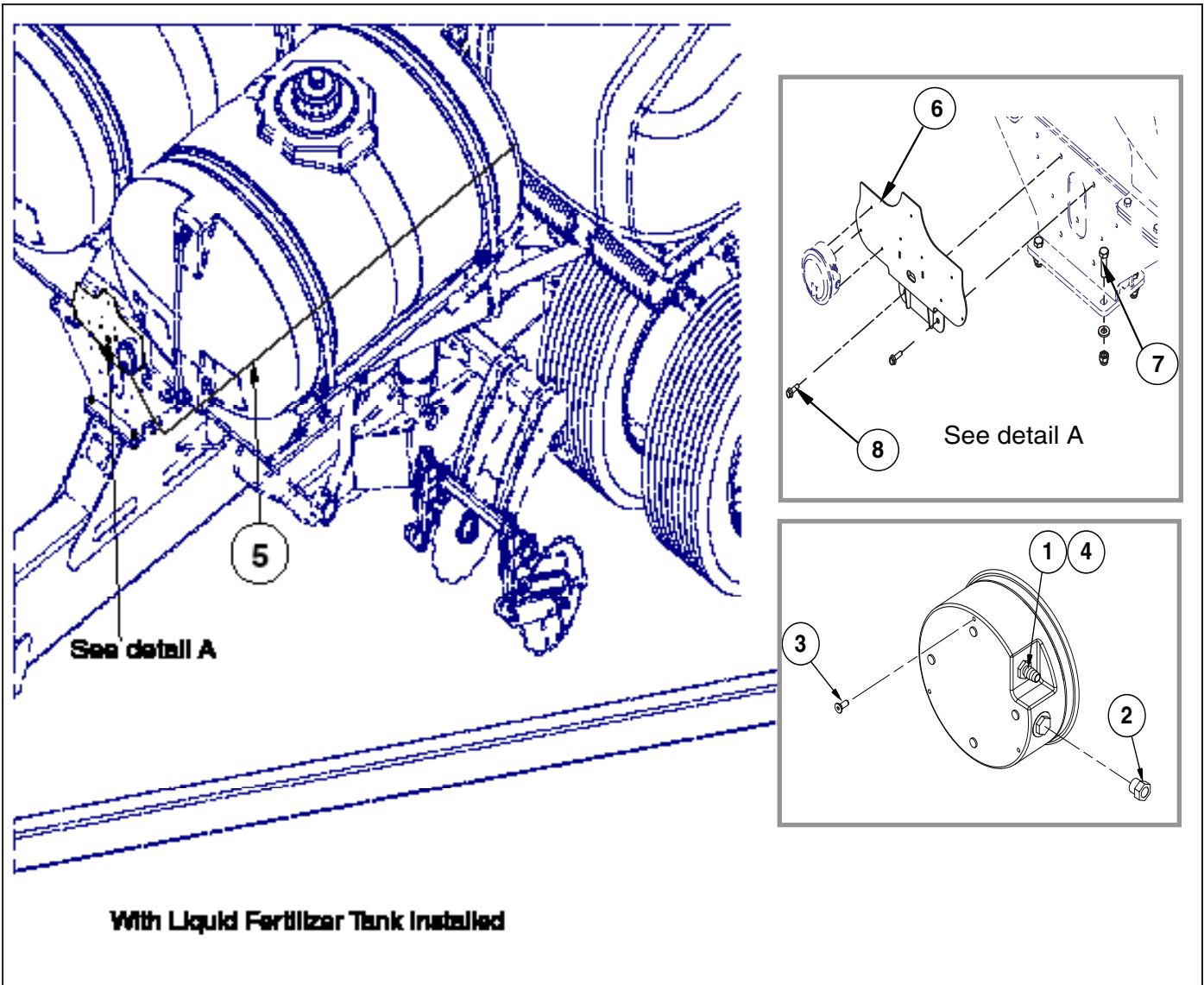
(A25464)



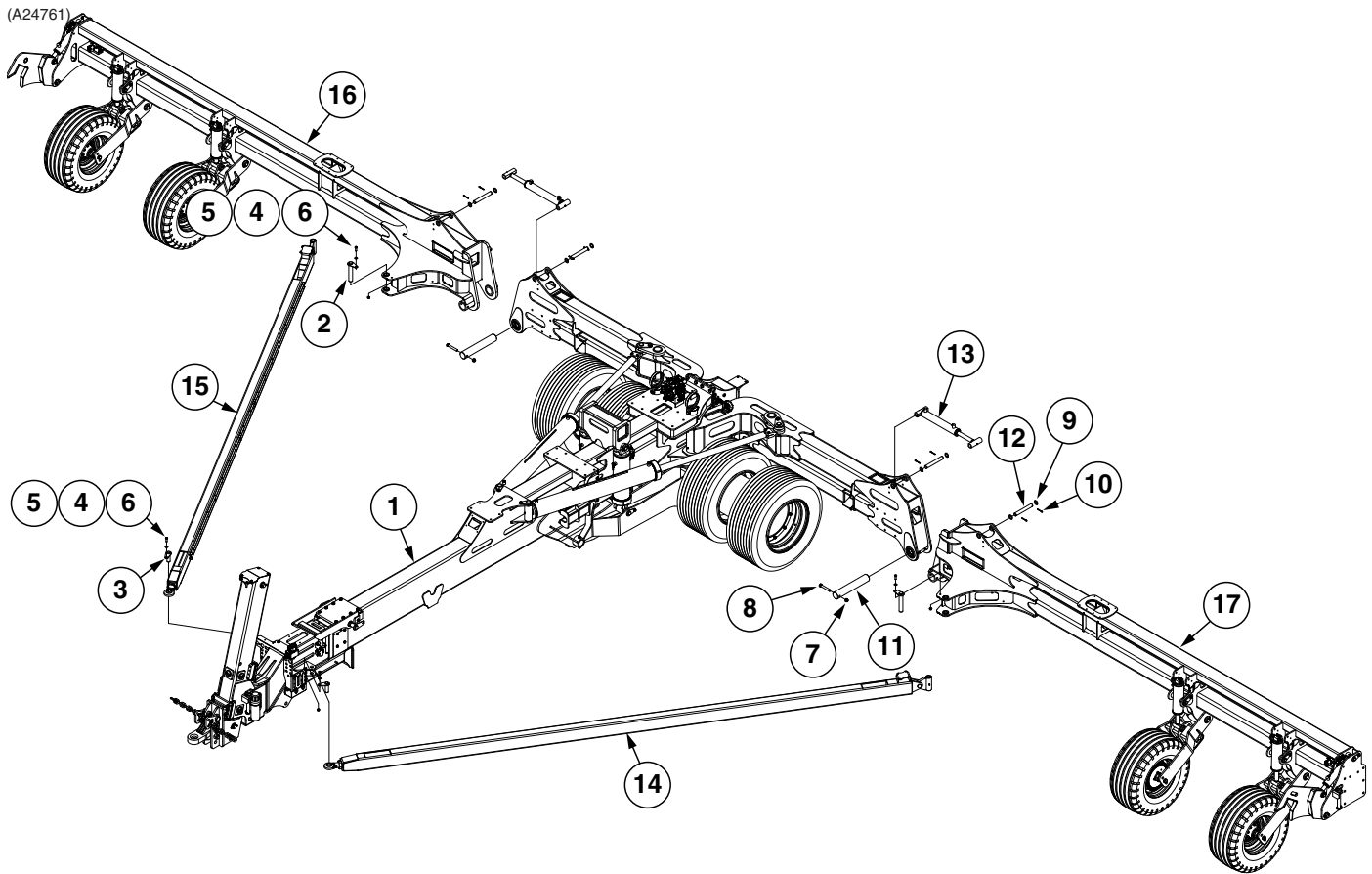
ITEM	PART NO.	QTY.	DESCRIPTION
1	GA21406	2	Pressure Gauge
2	GA10799	2	Breather, 1/8" Male NPT
3	GD21278	2	Reducing Tee, 3/16" x 1/8" x 3/16"
4	GD15849-02	2	Clear Plastic Tubing, 5/16" O.D. x 120"
5	GA25465	1	Gauge Mount



ITEM	PART NO.	QTY.	DESCRIPTION
1	GA25465	1	Gauge Mount
2	GD15849-02	3	Clear Plastic Tubing, 5/16" O.D. x 120"
3	GR1777	3	Hose Barb, 1/8" Male NPT To 3/16" Barb

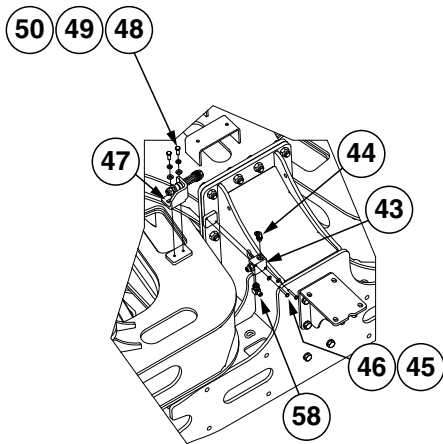
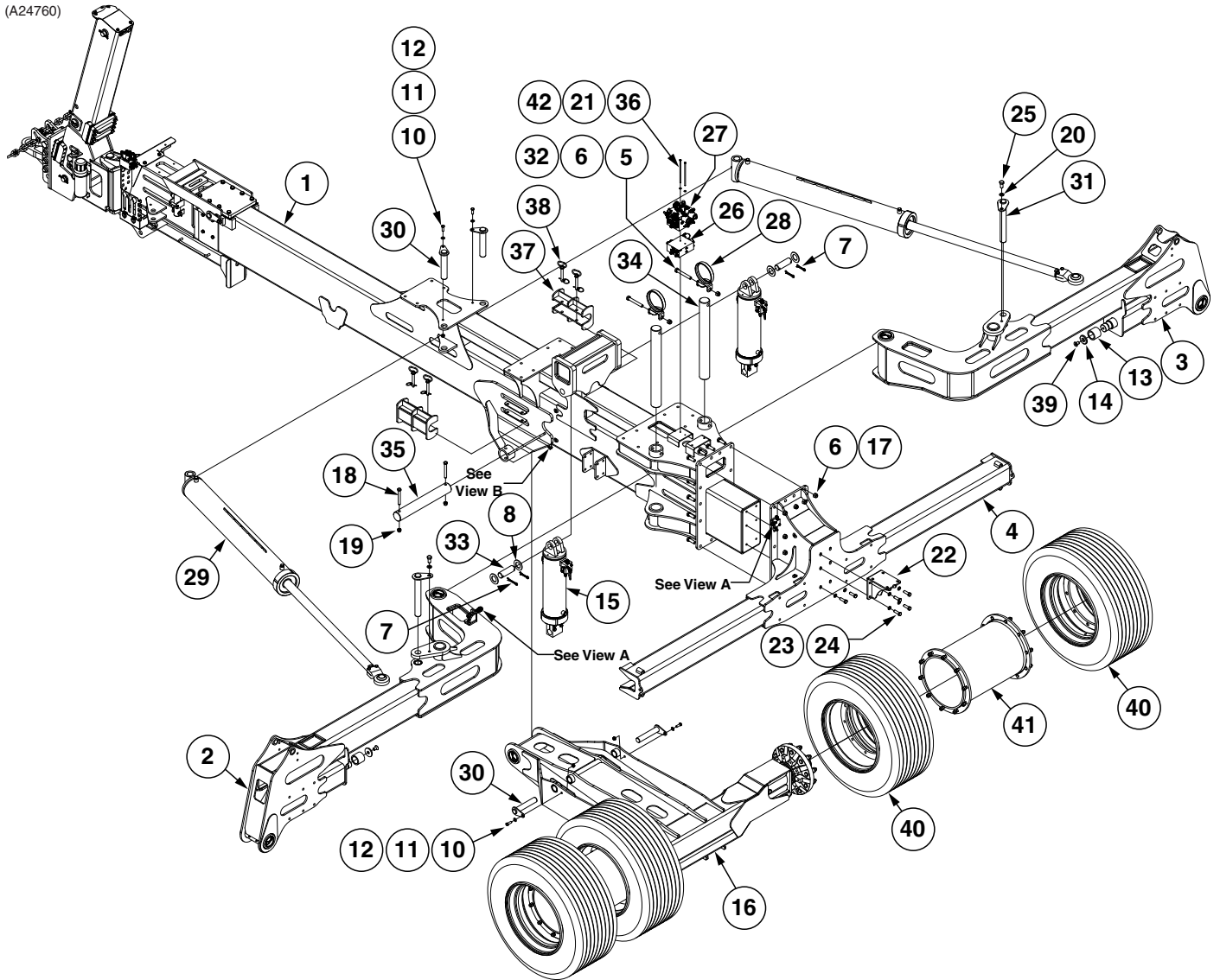


ITEM	PART NO.	QTY.	DESCRIPTION
1	GA21406	1	Analog Vacuum Gauge W/Hose Barb
	GR1777	-	Hose Barb, 3/16" x 1/8" NPT
2	GA10799	1	Breather, 1/8" Male NPT
3	G11215	3	Hex Socket Head Cap Screw, No. 6-32 x 3/8", Grade 8
4	GD15849-04	1	Clear Plastic Tubing, 5/16" O.D. x 144"
5	GD15849-02	-	Clear Plastic Tubing, 5/16" O.D. x 120"
6	GA25806	1	Gauge Mount
7	G11391	8	Flat Washer, 5/8" SAE
	G10107	8	Lock Nut, 5/8"-11
	G10008	8	Hex Head Cap Screw, 5/8"-11 x 2"
8	G11204	2	Hex Serrated Flange Cap Screw, " -16 x 1 1/4", Grade 5
	G10023	2	Hex Head Cap Screw, 1/4"-20 x 3/4"

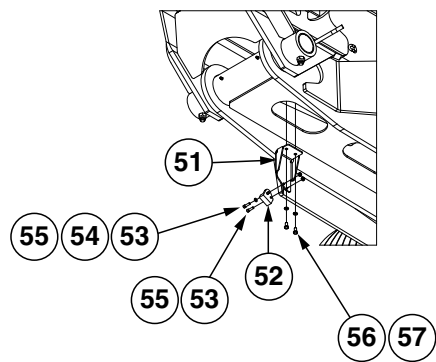


ITEM	PART NO.	QTY.	DESCRIPTION
1	---	1	See "H-Frame, Hitch, and Axle" on page P79
2	GA17265	2	Hammer Strap Pin
3	GA25330	2	Draft Link Front Pin
4	G11389	4	Flat Washer, 1/2" Plated SAE
5	G10071	4	Serrated Flange Nut, 1/2"-13
6	G10017	4	Hex Head Cap Screw, 1/2"-13 x 1 1/2"
7	G10112	2	Lock Nut, 3/4"-10
8	G10050	2	Hex Head Cap Screw, 3/4"-10 x 5"
9	G10159	8	Washer, 1 7/8", 10 Gauge (.1345")
10	G10460	8	Cotter Pin, 1/4" x 2"
11	GD34810-01	2	Pin, 3" x 17.688"
12	GD29104-12	4	Pin, 1-1/4" x 9.38"
13	GA24770	2	See "Wing Down Pressure Cylinder" on page P142
14	GA25227	1	Draft Link, L.H.
15	GA24691	1	Draft Link, R.H.
16	---	1	See "R.H. Wing" on page P82
17	---	1	See "L.H. Wing" on page P84

(A24760)



View A



View B

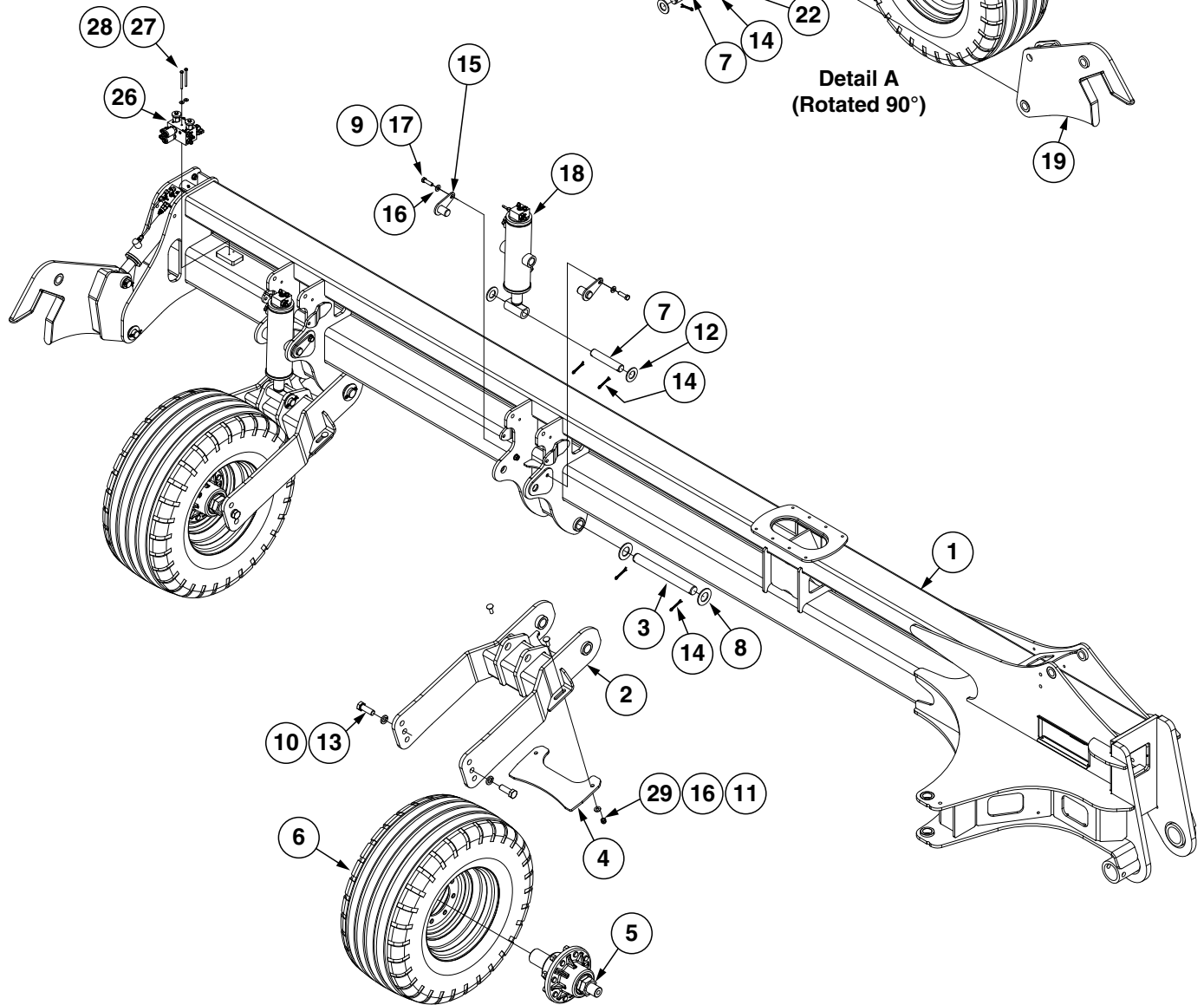
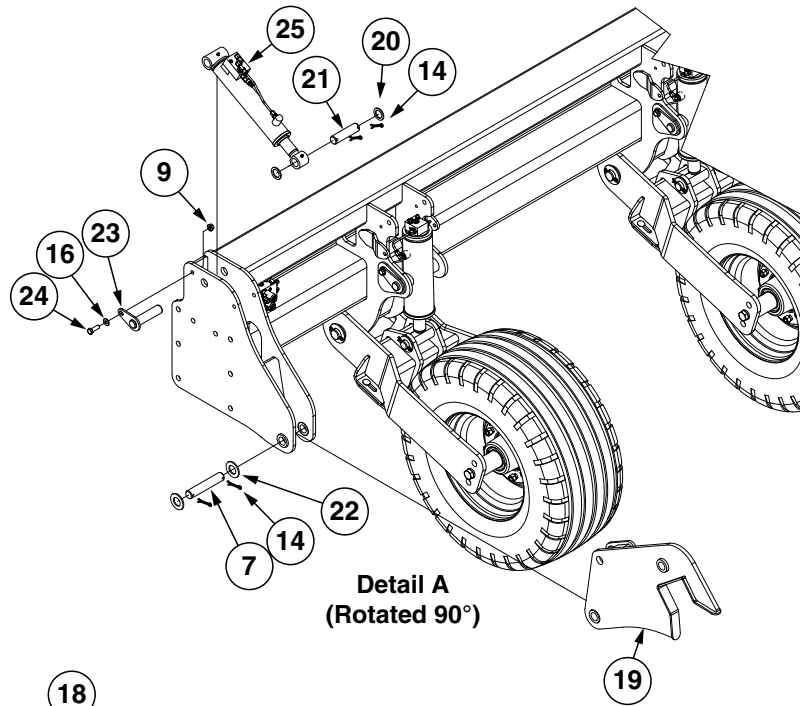
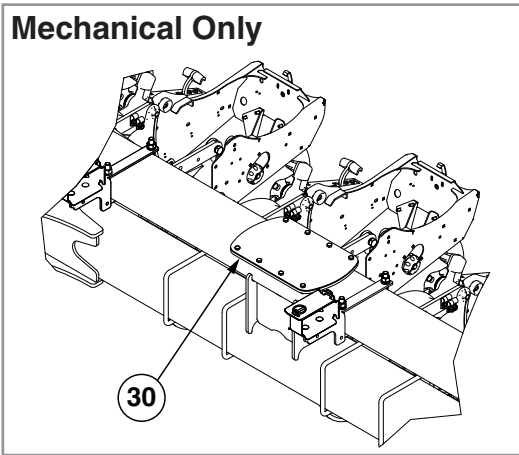
ITEM	PART NO.	QTY.	DESCRIPTION
1	---	-	See "Hitch Assembly" on page P88
2	GA25115	1	L.H. Stub Wing
3	GA25114	1	R.H. Stub Wing
4	GA25116	1	Center Frame
5	G10058	2	Hex Head Cap Screw, 3/4"-10 x 5 1/2"
6	G10112	16	Lock Nut, 3/4"-10
7	G10471	4	Cotter Pin, 3/8" x 2 1/2"
8	G11856	4	Flat Washer, 1 3/4"
9	---	-	---
10	G11389	4	Flat Washer, 1/2" Plated SAE
11	G10071	4	Serrated Flange Nut, 1/2"-13
12	G10017	4	Hex Head Cap Screw, 1/2"-13 x 1 1/2"
13	GD34905	2	Stub Wing Roller
14	GD34906	2	Roller Retainer
15	GA24767	2	See "Master Cylinder (Center)" on page P140
16	GA24568	1	See "Transport Axle W/Hubs" on page P92
17	G11071	14	Hex Head Cap Screw, 3/4"-10 x 2 1/4"
18	G10046	2	Hex Head Cap Screw, 5/8"-11 x 5"
19	G10107	2	Lock Nut, 5/8"-11
20	G10231	2	Lock Washer, 3/4"
21	G10621	2	Serrated Flange Nut, 1/4"-20
22	GA24727	1	Catwalk Mount
23	G10230	6	Lock Washer, 5/8"
24	G10008	6	Hex Head Cap Screw, 5/8"-11 x 2"
25	G10025	2	Hex Head Cap Screw, 3/4"-10 x 1 1/2"
26	---	1	See "Fold/Marker Manifold Block" on page P148
27	---	1	See "Lift/Down Force Manifold Block" on page P144
28	GA24783	2	Hose Protector
29	GA24769	2	See "Fold Cylinder" on page P136
30	GA24909	4	Fold Cylinder Mount Pin
31	GA24910	2	Fold Cylinder Clevis Pin
32	G11392	4	Flat Washer, 3/4" SAE
33	GD34811-01	2	Pin, 1 3/4" x 5 3/8"
34	GD34810-02	2	Pin, 3" x 27 1/2"
35	GD34813-01	1	Pin, 3" x 21 1/4"
36	G11854	2	Hex Head Cap Screw, 1/4"-20 x 8", Grade 5
37	GA24856	2	Cylinder Lockup
38	GA6189	4	Hitch Pin W/Lynch Pin
	GD15282	1	Pin, 5/8" x 4" (Included W/GA6189)
	GD5625	1	Lynch Pin, 3/16" (Included W/GA6189)
39	G11853	2	Hex Flat Head Cap Screw, 3/4"-10 x 1/4"
40	GA24574	4	Tire and Rim Assembly
	GA24575	4	Rim, 22.5 x 14
	GD16058	4	Tire, 445-50R22.5 Radial Load Range L (Specify Brand*)
41	GA24573	2	Wheel Spacer
	GR0528	40	Stud, 5/8"-18 x 2 1/4", Grade 8
	G11514	40	Non-Serrated Flange Locknut, 5/8"-18
42	G10211	2	Washer, 1/4" SAE
43	GA15784	1	Interlock Valve
44	G6802-06-06	1	45° Elbow, 9/16"-18 x 9/16"-18 W/O-Ring

ITEM	PART NO.	QTY.	DESCRIPTION
45	G11385	2	Flat Washer, 1/4" SAE
46	G10040	2	Hex Head Cap Screw, 1/4"-20 x 1 1/4"
47	GA23989	1	Limit Valve Adjustment Plate
48	G11387	2	Flat Washer, 3/8" SAE
49	G10229	2	Lock Washer, 3/8"
50	G10001	2	Hex Head Cap Screw, 3/8"-16 x 1"
51	GD35383	1	Position Switch Mount
52	GA18353	1	Position Switch Magnetic Reed
53	G10252	2	Hex Socket Head Cap Screw, 1/4"-20 x 7/8", Grade 8
54	G11328	1	Washer, 1/4"
55	G10110	2	Lock Nut, 1/4"-20, Grade B
56	G10018	2	Hex Head Cap Screw, 5/16"-18 x 5/8"
57	G10232	2	Lock Washer, 5/16"
58	G6801-06	1	Elbow W/O-Ring, 90°, 9/16"-18 Male JIC To O-Ring
	GR1045	-	O-Ring

*Specific brand requests will be supplied only as available from current Kinze Repair Parts stock. If a specific brand requested is not in stock, the brand available will be supplied.

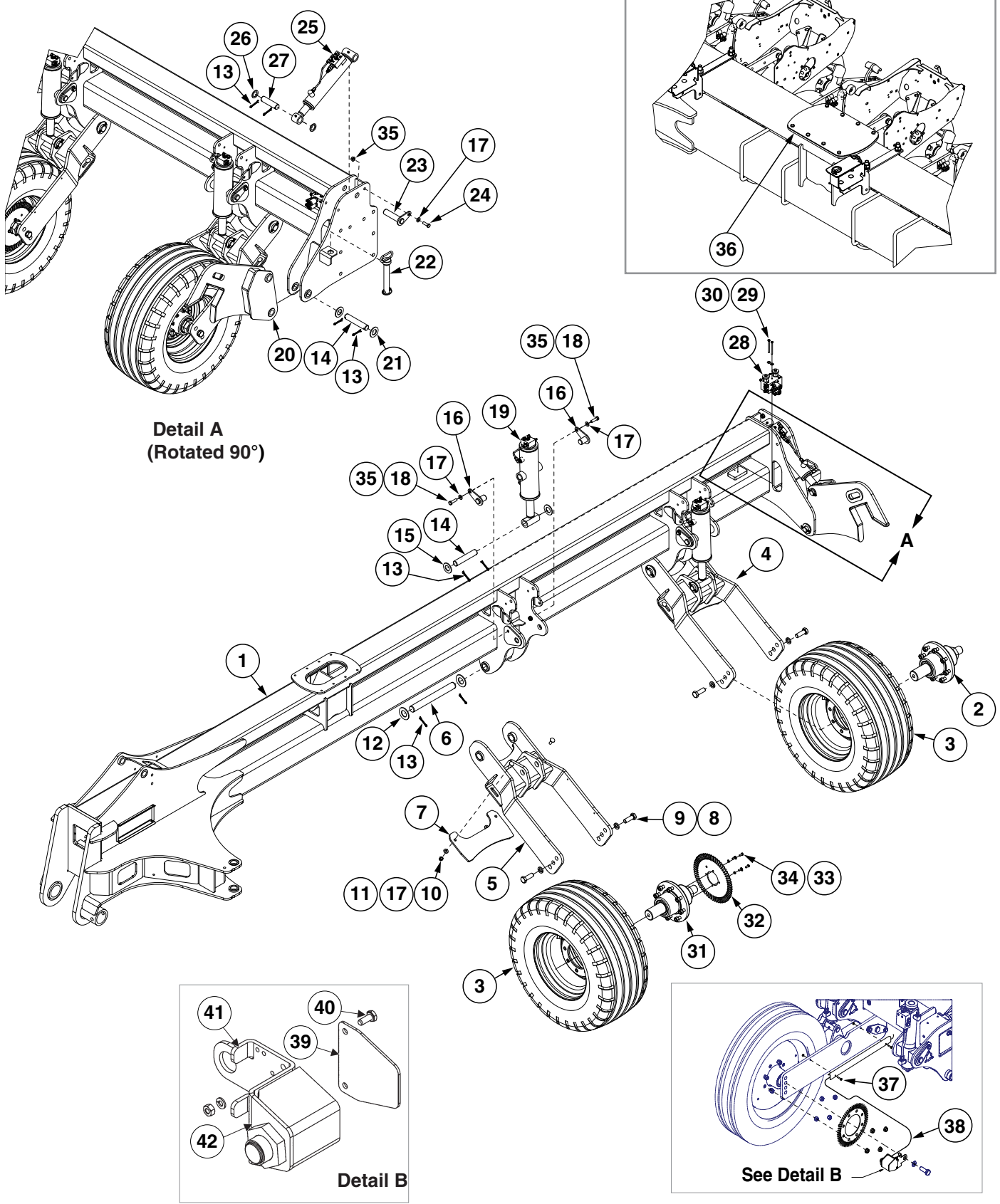
(A25230)

Mechanical Only



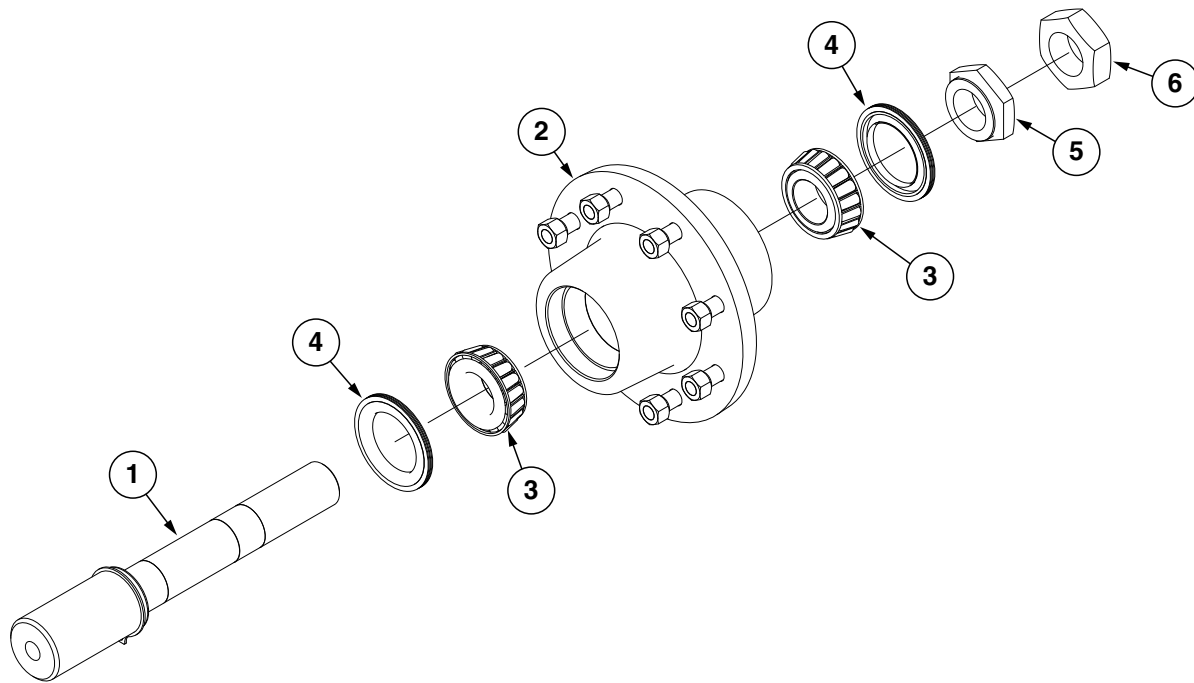
ITEM	PART NO.	QTY.	DESCRIPTION
1	GA25530	1	Wing, R.H. (Non-Stock Item)
2	GA24686	2	Wing Wheel Arm
3	GD29030-11	2	Pin, 1½ O.D. x 13¾"
4	GD34908	2	Wheel Scraper
5	GA21048	2	See "Hub and Spindle Assembly" on page P86
6	GA15226	2	Wheel 12 x 16.5, 8 Bolt
	GD21686	2	Tire, 380/55R16.5
	GD1166	2	Valve Stem
7	GD29104-06	3	Pin, 1¼" x 6⅝"
8	G11397	4	Flat Washer, 1½"
9	G10071	5	Serrated Flange Nut, ½"-13
10	G10330	4	Lock Washer, ⅞"
11	G10636	4	Carriage Bolt, ½"-13 x 1½"
12	G11396	4	Flat Washer, 1¼" SAE
13	G10448	4	Hex Head Cap Screw, ⅞"-9 x 2½", Grade 8
14	G10460	12	Cotter Pin, ¼" x 2"
15	GA24911	4	Wing Cylinder Trunnion Pin
16	G11389	9	Flat Washer, ½" Plated SAE
17	G10039	4	Hex Head Cap Screw, ½"-13 x 1¾"
18	GA25221	2	See "Wing Cylinder" on page P138
19	GA24993	1	Wing Latch, R.H.
20	G10159	2	Washer, 1⅞", 10 Gauge (.1345")
21	GD29104-07	1	Pin, 1¼" x 4¾"
22	G10226	2	Washer, 1¼" SAE
23	GA25055	1	Hammer Strap Pin
24	G10017	1	Hex Head Cap Screw, ½"-13 x 1½"
25	GA24999	1	See "Wing Latch Cylinder" on page P143
26	---	1	See "Hydraulic Valve Block on Outer Wings" on page P147
27	G10162	2	Hex Head Cap Screw, ¼"-20 x 3¼"
28	G10209	2	Washer, ¼" USS
29	G10974	4	Lock Nut W/Nylon Insert, ½"-13
30	GD35469	1	Vacuum Mount Cap
	G10001	8	Hex Head Cap Screw, ⅜"-16 x 1"
	G11091	8	Serrated Flange Nut, ⅜"-16

(A25229)



ITEM	PART NO.	QTY.	DESCRIPTION
1	GA25531	1	Wing, L.H. (Non-Stock Item)
2	GA21048	1	See "Hub and Spindle Assembly" on page P86
3	GA15226	2	Wheel 12 x 16.5, 8 Bolt
	GD21686	2	Tire, 380/55R16.5
	GD1166	2	Valve Stem
4	GA24686	1	Wing Wheel Arm
5	GA24884	1	Wing Wheel Arm
6	GD29030-11	2	Pin, 1½" O.D. x 13⅜"
7	GD34908	2	Wheel Scraper
8	G10330	4	Lock Washer, ⅞"
9	G10448	4	Hex Head Cap Screw, ⅞"-9 x 2½", Grade 8
10	G10974	4	Lock Nut W/Nylon Insert, ½"-13
11	G10636	4	Carriage Bolt, ½"-13 x 1½"
12	G11397	4	Flat Washer, 1½"
13	G10460	12	Cotter Pin, ¼" x 2"
14	GD29104-06	3	Pin, 1¼" x 6⅝"
15	G11396	4	Flat Washer, 1¼" SAE
16	GA24911	4	Wing Cylinder Trunnion Pin
17	G11389	9	Flat Washer, ½" Plated SAE
18	G10039	4	Hex Head Cap Screw, ½"-13 x 1¾"
19	GA25221	2	See "Wing Cylinder" on page P138
20	GA24994	1	Wing Latch, L.H.
21	G10226	2	Washer, 1¼" SAE
22	GA21628	1	Safety Pin, 7-1/4"
23	GA25055	1	Hammer Strap Pin
24	G10017	1	Hex Head Cap Screw, ½"-13 x 1½"
25	GA24999	1	See "Wing Latch Cylinder" on page P143
26	G10159	2	Washer, 1⅞", 10 Gauge (.1345")
27	GD29104-07	1	Pin, 1¼" x 4¾"
28	GA25233	1	See "Hydraulic Valve Block on Outer Wings" on page P147
29	G10162	2	Hex Head Cap Screw, ¼"-20 x 3¼"
30	G10209	2	Washer, ¼" USS
31	GA24922	1	See "Hub and Spindle Assembly" on page P86
32	GD34920	1	Jump Start Wheel
33	G10232	4	Lock Washer, 5/16"
34	G10043	4	Hex Head Cap Screw, 5/16"-18 x ¾"
35	G10071	5	Serrated Flange Nut, ½"-13
36	GD35469	1	Vacuum Mount Cap
	G10001	8	Hex Head Cap Screw, 3/8"-16 x 1"
	G11091	8	Serrated Flange Nut, 3/8"-16
37	*G10857	2	Hex Head Cap Screw, ¼"-20 x 1¼"
	*G10621	2	Serrated Flange Nut, ¼"-20
38	*GA19393	1	Jump Start Cable
39	*GD18646	1	Sensor Bracket Cover
40	*G10020	2	Hex Head Cap Screw, ¼"-20 x "
	*G10227	2	Lock Washer, ¼"
	*G10103	2	Hex Nut, ¼"-20
41	*GA19335	1	Sensor Bracket
42	*GA13204	1	Hall Effect Sensor

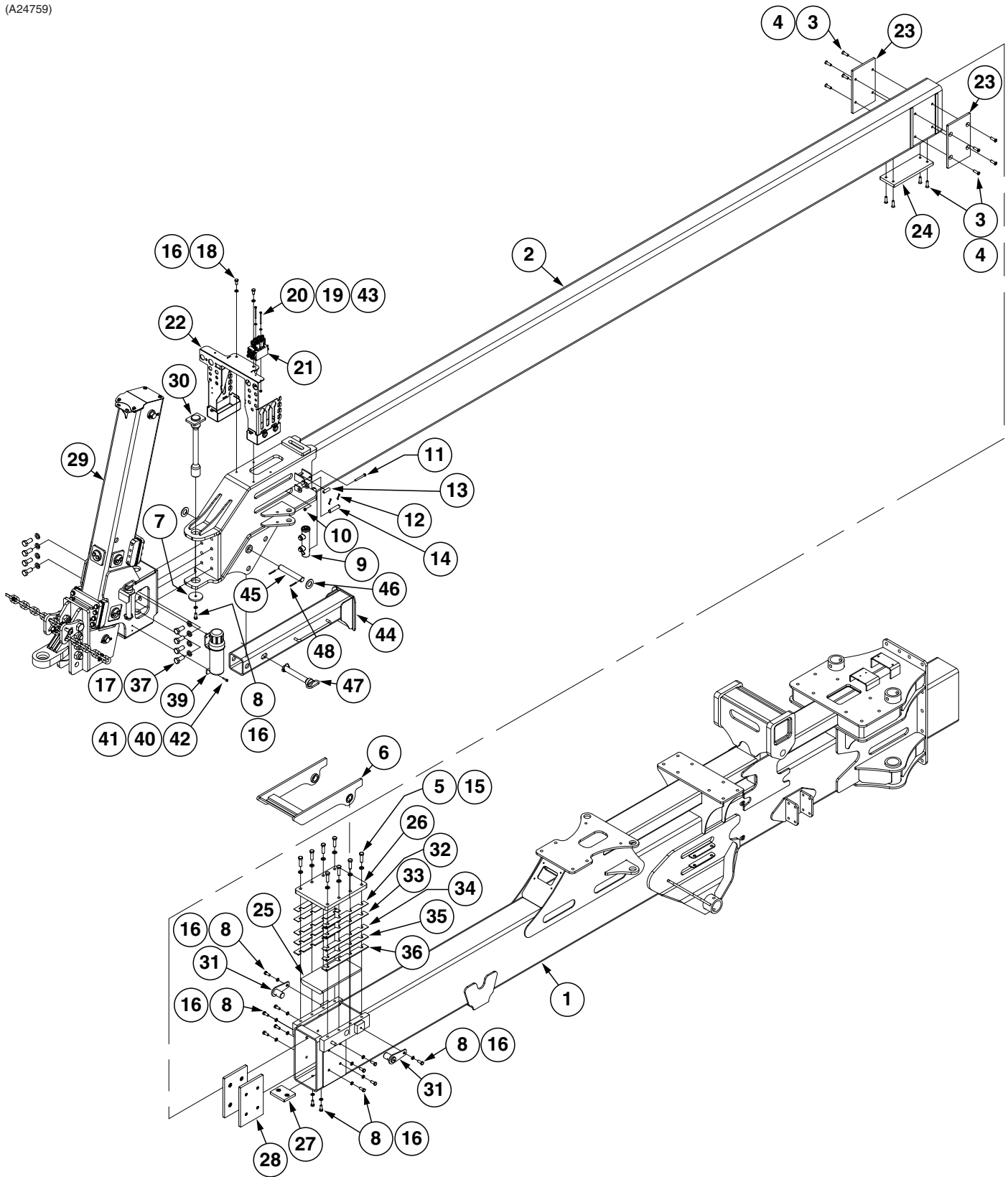
* Used only with Blue drive system



ITEM	PART NO.	QTY.	DESCRIPTION
1	GA21047 G10913	1	Spindle W/Retaining Ring External Retaining Ring, 2½" (Included W/GA21047)
2	GD7571	1	8 Bolt Hub, R.H. Wing (Included W/GA21048)
	GD34812	1	8 Bolt Hub W/Jump Start, L.H. Wing (Included W/GA24922)
	GD7079	-	Cup (Included W/GA21048 and GA24922)
	GR0528	-	Stud, ⅝"-18 x 2¼", Grade 8 (Included W/GA21048 and GA24922)
	GR1912	-	Lug Nut, ⅝"-18, Grade 5 (Included W/GA21048 and GA24922)
3	GA4723	2	Bearing
4	GA4722	2	Seal
5	GD7089	1	Special Nut, 1¾"-12 UNF
6	GD7864	1	Special Hex Nut, 1¾"-12 UNF
A	GA21048	-	Hub and Spindle Assembly, R.H. Wing (Items 1-6)
B	GA24922	-	Hub and Spindle Assembly, L.H. Wing (Items 1-6)

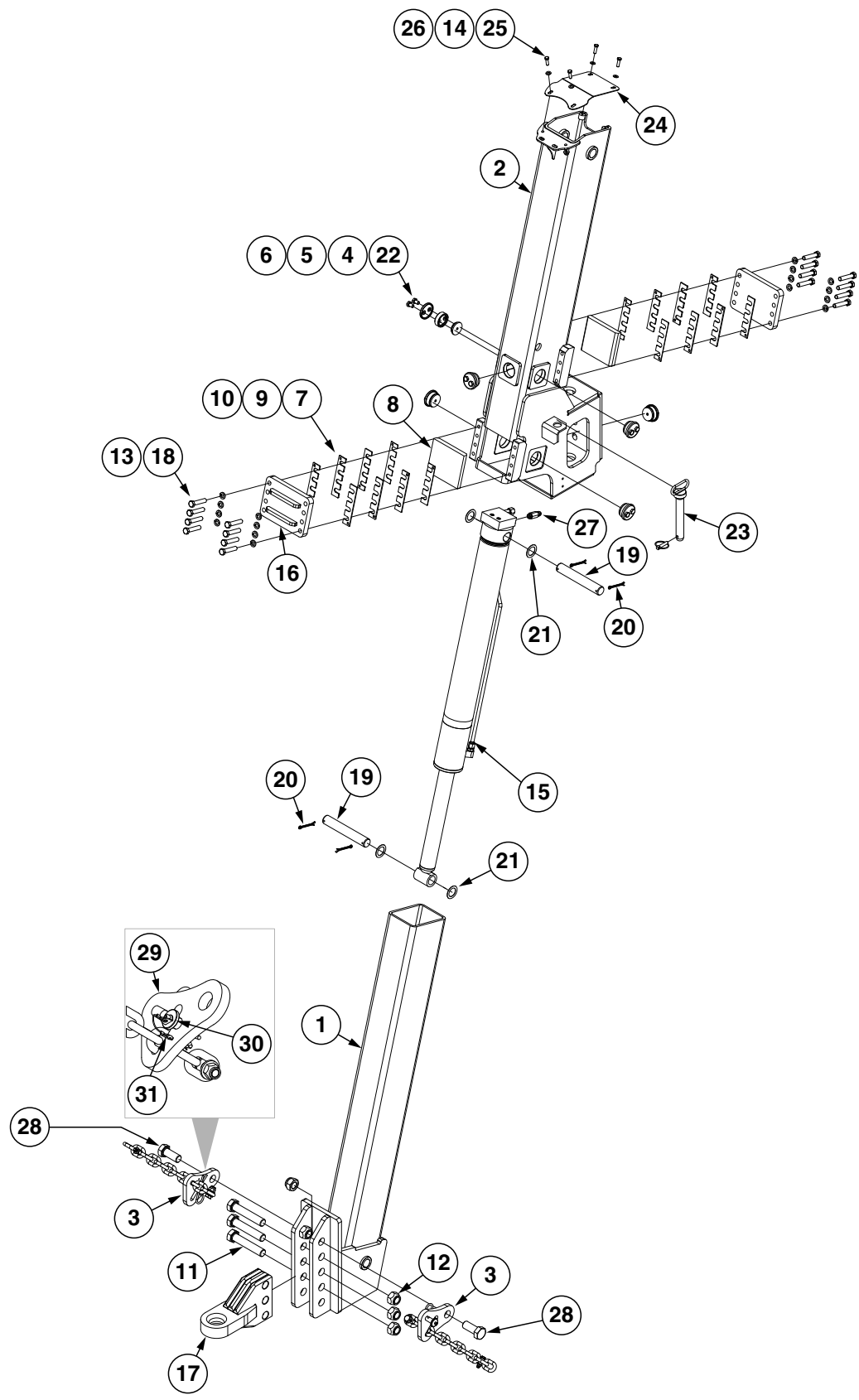
This page left blank intentionally.

(A24759)



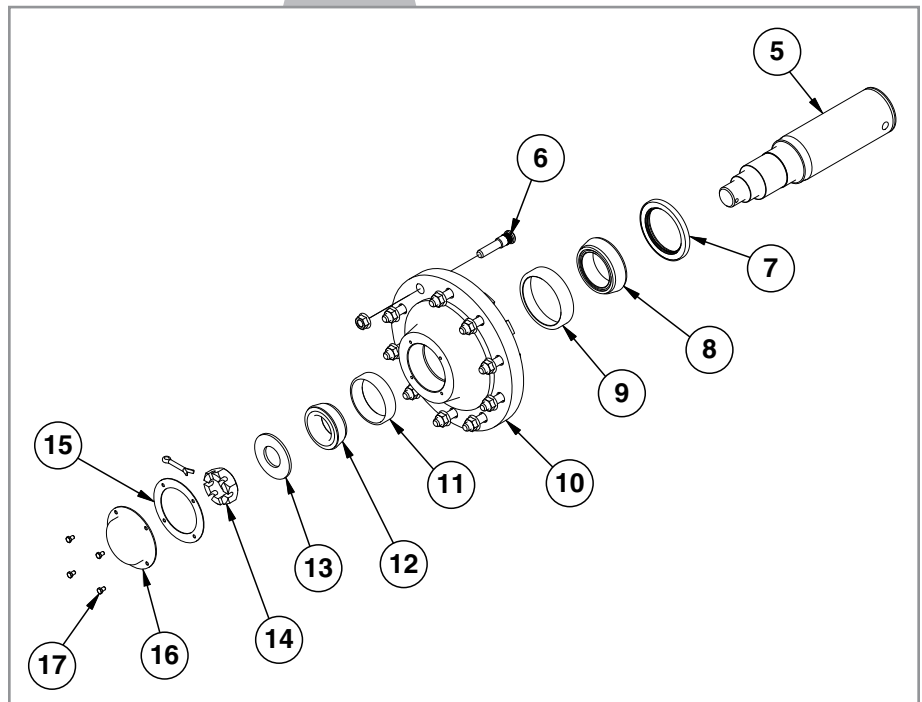
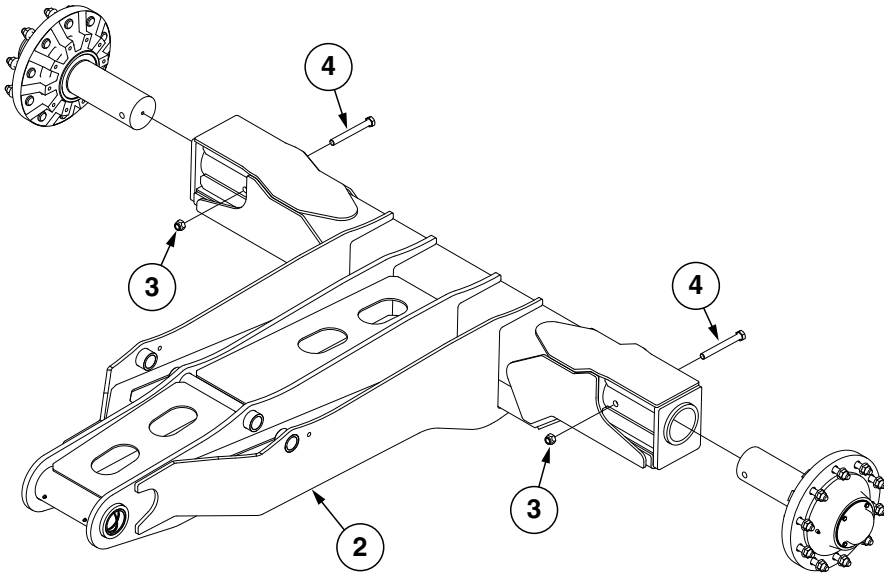
ITEM	PART NO.	QTY.	DESCRIPTION
1	GA24632	1	Outer Hitch, 56'
2	GA24633	1	Inner Hitch
3	G11534	12	Hex Flat Head Counter Sunk, 1/2"-13 x 1 3/4"
4	G10111	12	Lock Nut, 1/2"-13
5	G10006	8	Hex Head Cap Screw, 5/8"-11 x 2 1/4"
6	GA24709	1	Hitch Latch
7	GD25785	1	Washer Cap
8	G10037	13	Hex Head Cap Screw, 1/2"-13 x 1 1/4"
9	GA9205	1	See "Tongue Lock Cylinder" on page P137
10	G10108	1	Lock Nut, 3/8"-16
11	G10809	1	Hex Head Cap Screw, 3/8"-16 x 3 1/4"
12	G10457	2	Cotter Pin, 5/32" x 1 1/2"
13	GD2971-09	1	Sleeve, 2" Long
14	GD7137	1	Pin, 3/4" x 3 3/8"
15	G10230	8	Lock Washer, 5/8"
16	G10228	15	Lock Washer, 1/2"
17	G10330	8	Lock Washer, 7/8"
18	G10014	2	Hex Head Cap Screw, 1/2"-13 x 1"
19	G10621	2	Serrated Flange Nut, 1/4"-20
20	G10162	2	Hex Head Cap Screw, 1/4"-20 x 3 1/4"
21	---	1	See "Hydraulic Valve Block on Front Hitch" on page P146
22	GA24324	1	Front Bulkhead
23	GD34709	2	Rear Wear Pad
24	GD34710	1	Rear Bottom Wear Pad
25	GD34711	1	Front Top Wear Pad
26	GD34712	1	Front Top Cover Plate
27	GA24970	1	Outer Hitch Top Wear Pad
28	GA25967	2	Front Wear Pad
29	GA24805	1	See "Drawbar Hitch" on page P90
30	GA25274	1	Hitch Pin
31	GA24913	2	Hitch Lock Pin
32	GD34713-01	6	Front Top Cover Plate Shim, 14 Gauge (.0747")
33	GD34713-02	6	Front Top Cover Plate Shim, 12 Gauge (.1046")
34	GD34713-03	4	Front Top Cover Plate Shim, 10 Gauge (.1345")
35	GD34713-04	4	Front Top Cover Plate Shim, 7 Gauge (.1793")
36	GD34713-05	4	Front Top Cover Plate Shim, 1/4"
37	G11857	8	Hex Head Cap Screw, 7/8"-9 x 2", Grade 5
38	---	-	---
39	GA15422	1	Operator's Manual Canister
40	G11320	2	Lock Nut, 1/4"-20, Grade B
41	G10209	2	Washer, 1/4" USS
42	G11337	2	Hex Serrated Flange Cap Screw, 1/4"-20 x 1 1/4"
43	G10211	2	Washer, 1/4" SAE
44	GA25303	1	Jack Stand
45	GD29104-14	1	Pin, 1 1/4" x 8"
46	G10226	2	Washer, 1 1/4" SAE
47	GA21628	1	Safety Pin, 7 1/4"
48	G10606	2	Spring Pin, 1/4" x 2"

(A24805)



ITEM	PART NO.	QTY.	DESCRIPTION
1	GA24808	1	Inner Drawbar
2	GA24806	1	Outer Drawbar
3	G9948X	2	Safety Chain Package
4	GB0230	6	Cap
5	GB0234	6	Adjustment Plug
6	GD34081	6	Wear Pad
7	GD30684	4	Shim, 7 Gauge (.1793")
8	GD30683	2	Wear Pad
9	GD30685	8	Shim, 10 Gauge (.1345")
10	GD30686	4	Shim, 14 Gauge (.0747")
11	G10042	3	Hex Head Cap Screw, 1 1/4"-7 x 6 1/2"
12	G10157	3	Lock Nut, 1 1/4"-7
13	G10230	16	Lock Washer, 5/8"
14	G11387	4	Hardened Washer, 3/8" SAE
15	GA24861	1	See "Drawbar Hitch Cylinder" on page P135
16	GA21598	2	Wear Support
17	GA21599	1	Clevis
18	G10010	16	Hex Head Cap Screw, 5/8"-11 x 3"
19	GD9464-03	2	Pin, 1 1/2" x 9 1/2"
20	G10362	4	Cotter Pin, 1/4" x 3"
21	G10450	4	Washer, 2 1/4", 18 Gauge (.0478")
22	G10438	12	Hex Head Cap Screw, 1/2"-13 x 3/4"
23	GA21628	1	Safety Pin, 7/4"
24	GD34685	1	Drawbar Top Cover Plate
25	G10004	4	Hex Head Cap Screw, 3/8"-16 x 1 1/4"
26	G11091	2	Serrated Flange Nut, 3/8"-16
27	G6400-L-08	1	Long Connector W/O-Ring, 3/4"-16 Male JIC To O-Ring
	GR1037	-	O-Ring
28	G11058	-	Hex Head Cap Screw, 1 1/4"-7 x 3"
29	GD35127	1	Single Chain Latch (Included W/G9948X)
30	GD35340	1	Chain Latch Pin (Included W/G9948X)
31	GD35339	1	Looped Tether W/Tabs and Cotter Pin (Included W/G9948X)

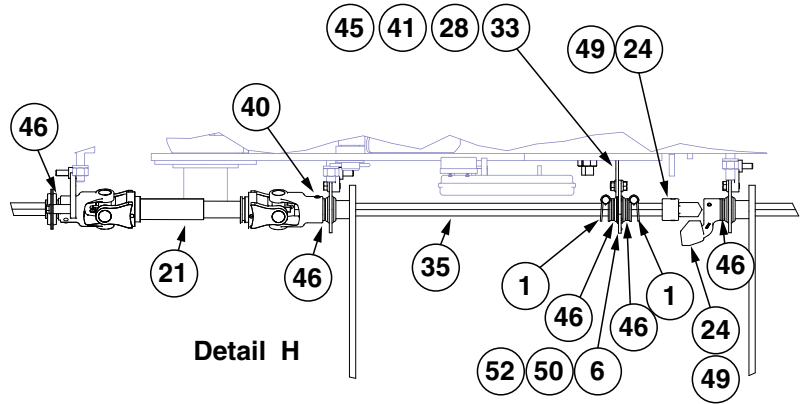
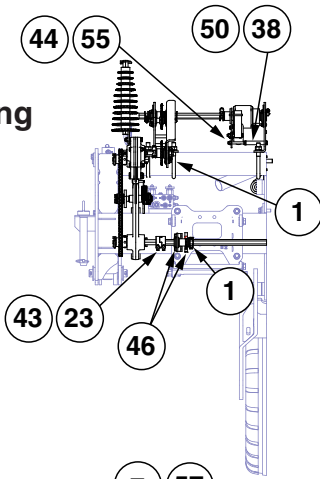
(A24568)



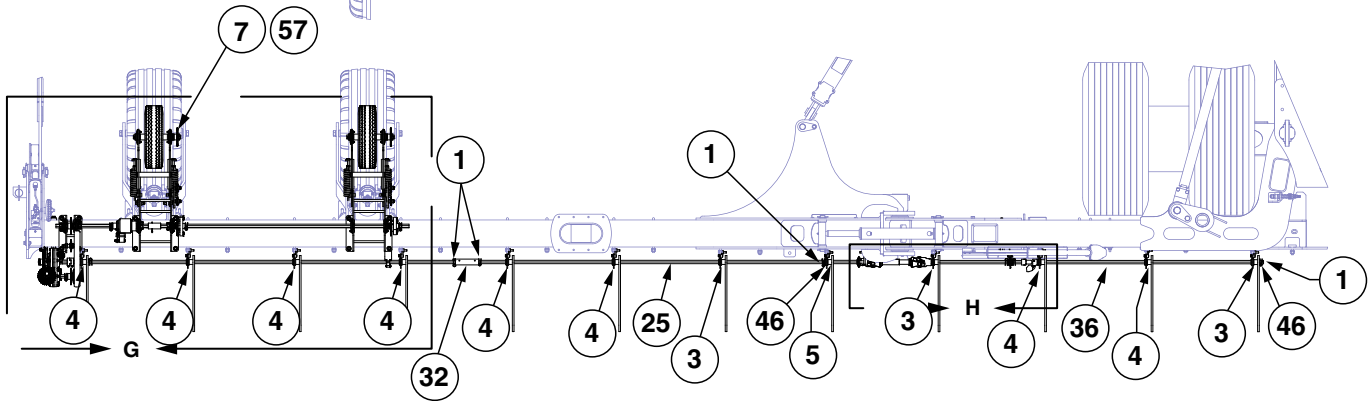
ITEM	PART NO.	QTY.	DESCRIPTION
1	---	-	---
2	GA24569	1	Transport Axle (Non-Stock Item)
3	G10112	2	Lock Nut, 3/4"-10
4	G10400	2	Hex Head Cap Screw, 3/4"-10 x 6 1/2"
5	GD13740	1	Spindle, 4 1/2"
6	GR1681	10	Bolt, 3/4"-16 x 3 7/8"
	G10625	10	Flange Nut, 3/4"-16
7	GA0532	1	Seal
8	GA0531	1	Inner Bearing
9	GR0191	1	Inner Cup
10	GB0320	1	Hub, 10 Holes
11	GR0192	1	Outer Cup
12	GA0530	1	Outer Bearing
13	G11398	1	Flat Washer, 2" SAE
14	G10726	1	Slotted Hex Nut, 2"-12
	G10471	1	Cotter Pin, 3/8" x 2 1/2"
15	GD1359	1	Seal
16	GD1360	1	Dust Cap
17	G10054	4	Hex Head Cap Screw, 5/16"-18 x 1 1/2"
A	GA9315	2	Hub And Spindle Assembly (Items 5-17)

(A25074)

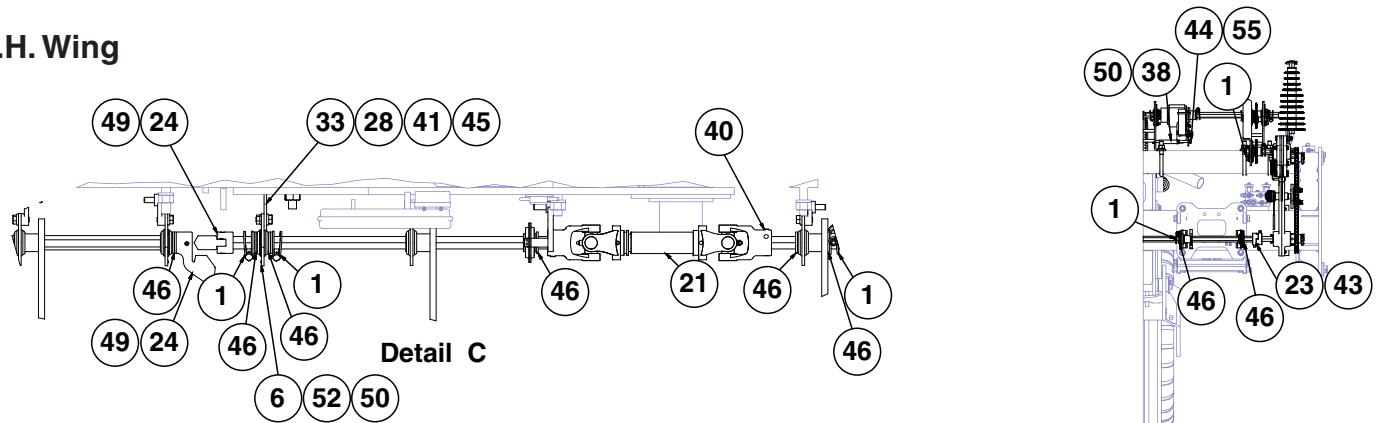
L.H. Wing



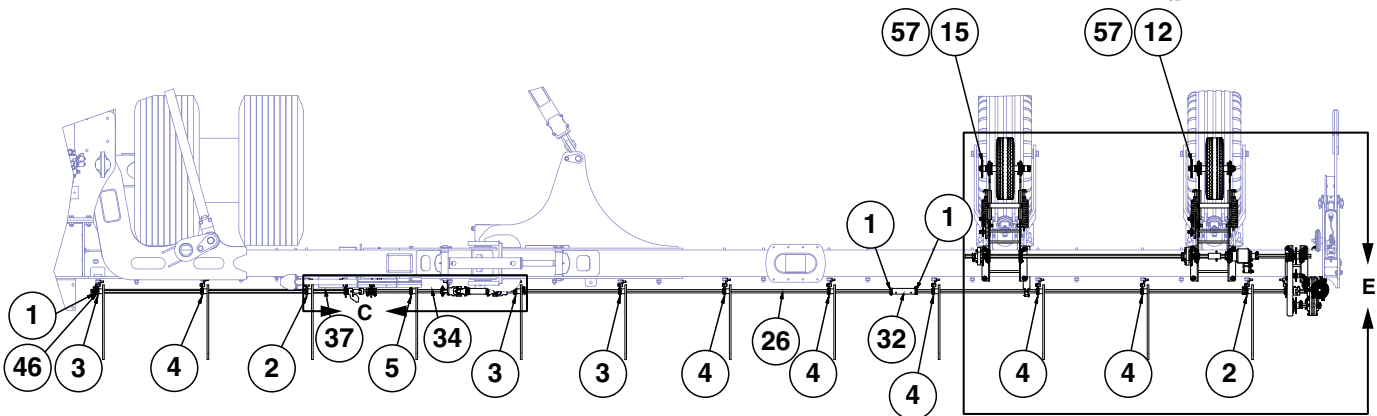
Detail H

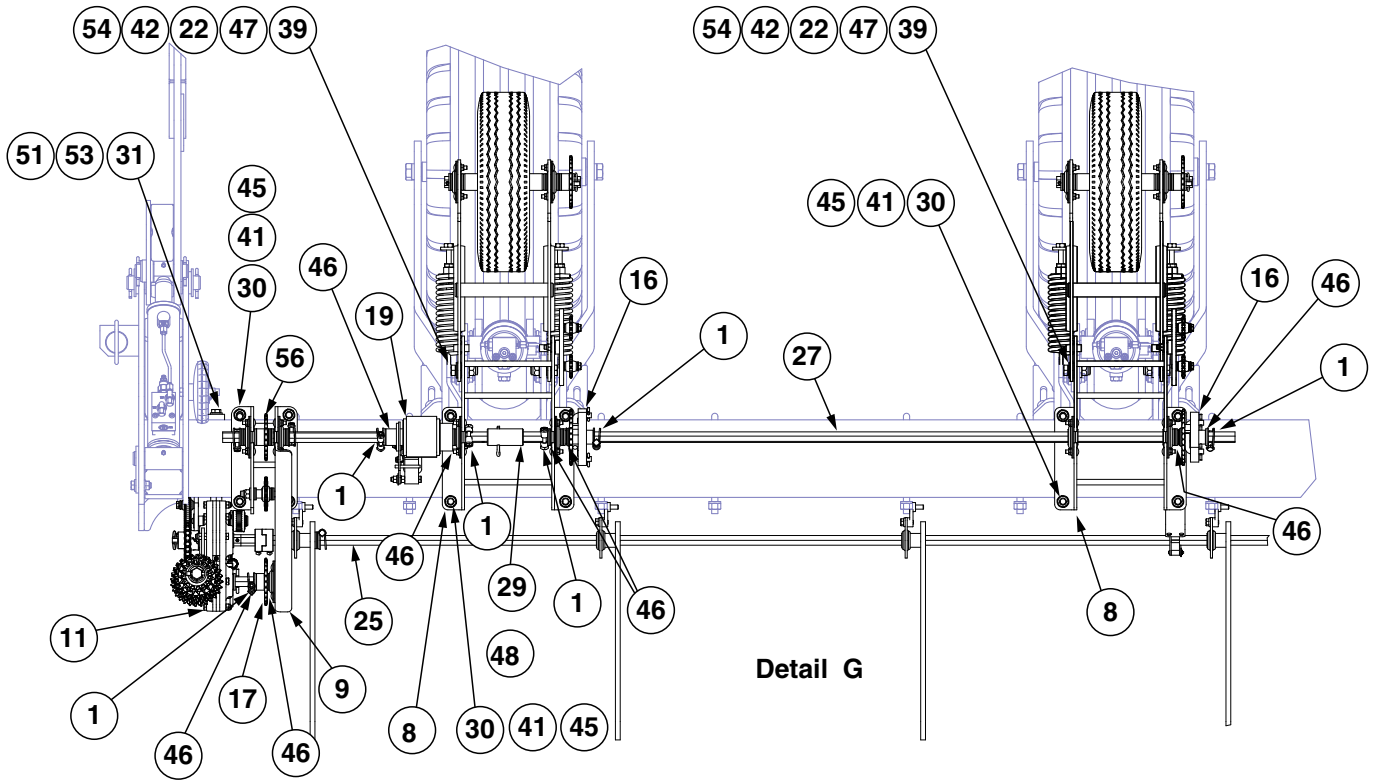


R.H. Wing

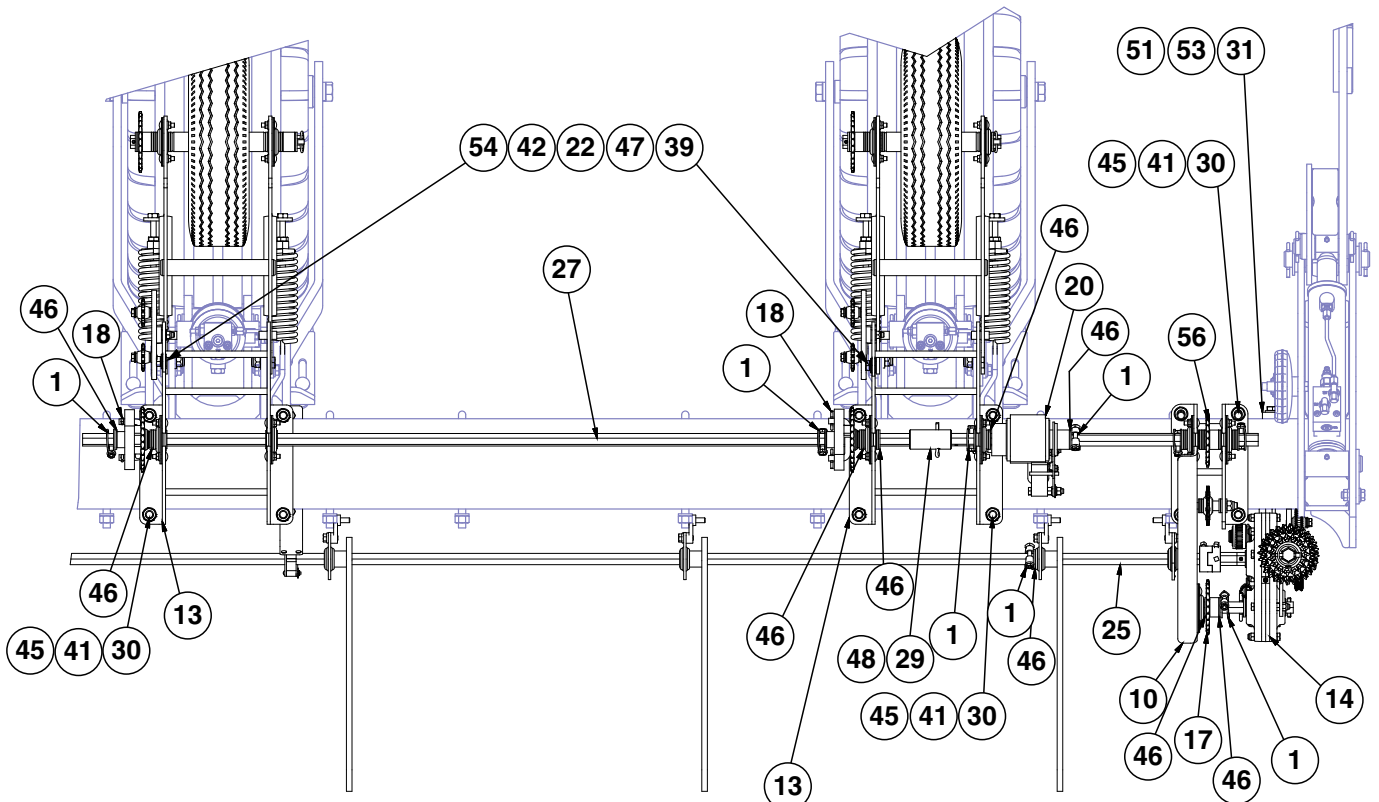


Detail C





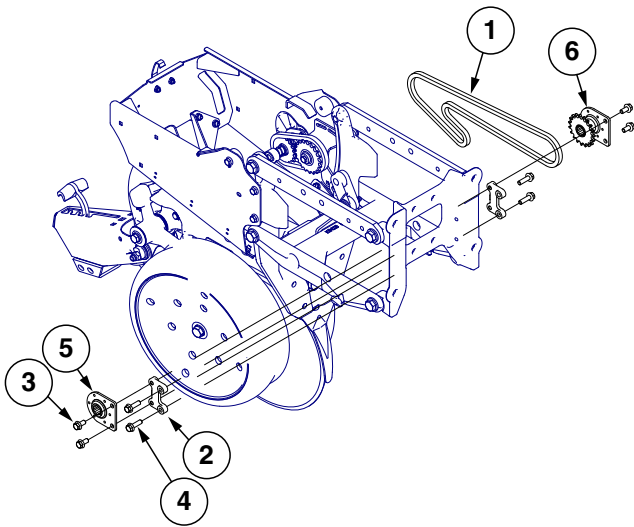
Detail G



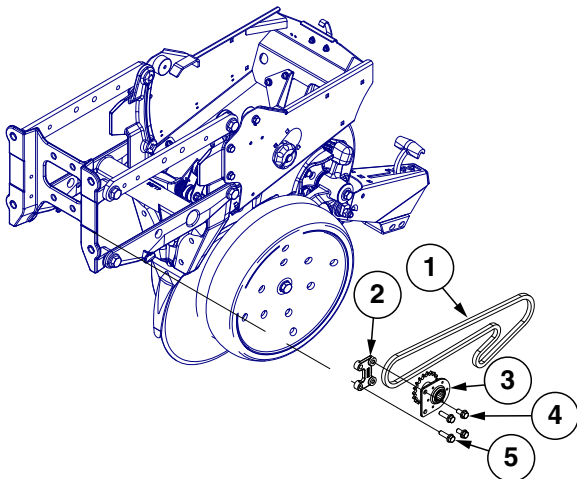
Detail E

ITEM	PART NO.	QTY.	DESCRIPTION
1	GA11331	28	Hex Lock Clamp Assembly
2	---	2	See "Row Unit Drive" on page P98
3	G11123	2	Hex Serrated Flange Cap Screw, 3/8"-16 x 3/4"
	G11204	2	Hex Serrated Flange Cap Screw, 3/8"-16 x 1 1/4", Grade 5
	G3303-102	1	Chain, No. 41, 102 Pitch Including Connector Link
	GD26329	1	Row Unit Bearing Mount
	GA1720	1	Bearing/Sprocket, 7/8" Hex Bore
4	GA18220	14	See "Row Unit Drive" on page P98
5	GA20136	2	See "Row Unit Drive" on page P98
6	GA2180	2	Hanger Bearing, 7/8" Hex Bore
7	---	2	See "Contact Tire Assembly" on page P99
8	---	2	See "Contact Drive Tower" on page P100
9	---	1	See "Transmission Crossover Assembly" on page P101
10	---	1	See "Transmission Crossover Assembly" on page P101
11	---	1	See "Transmission Assembly" on page P102
12	---	1	See "Contact Tire Assembly" on page P99
13	GA25138	2	See "Contact Drive Tower" on page P100
14	---	1	See "Transmission Assembly" on page P102
15	---	1	See "Contact Tire Assembly" on page P99
16	GA9843	2	Ratchet/Sprocket Assembly, 30 Tooth
17	GA5110	2	Sprocket, 25 Tooth
18	GA5164	2	Ratchet/Sprocket Assembly
19	GA7110	1	See "Point Row Clutch" on page P104
20	GA7111	1	See "Point Row Clutch" on page P104
21	GA7051	-	U-Joint W/Grease Fitting, Male, 12 1/4" Long
	GR1557	-	Grease Fitting, 45°, Metric (Included W/GA7051)
	GR1296	-	Inner Profile (Included W/GA7051)
	GR1295	-	Inboard Yoke (Included W/GA7051)
	GR1301	-	Spring Pin, 8 mm x 50 mm (Included W/GA7051)
	GR1294	-	Cross And Bearing Kit (Included W/GA7051)
	GR1293	-	Yoke, 7/8" Hex (Included W/GA7051)
22	GB0218	8	Bushing, 2 1/32" I.D. x 7/8" O.D. x 1 9/32" Long
23	GB0287	2	Coupler
24	GB0730	4	Paddle Drive
25	GD0914-101.5	3	Hex Shaft, 7/8" x 101 1/2" (No Holes)
26	GD0914-105	1	Hex Shaft, 7/8" x 105" (No Holes)
27	GD0914-66	2	Hex Shaft, 7/8" x 66" (No Holes)
28	GD1114	2	U-Bolt, 7" x 7" x 5/8"-11
29	GD13554	2	Coupler, 3 1/4"
30	GD16598	12	U-Bolt, 4" x 7" x 5/8"-11
31	GD26597	2	Transmission Mount Bar
32	GD29401	2	Hex Shaft Coupler
33	GD35051	2	Bearing Bracket
34	GD6825-24	1	Hex Shaft, 7/8" x 24" (2 Holes)
35	GD6825-26.5	1	Hex Shaft, 7/8" x 26 1/2"
36	GD6825-59.75	1	Hex Shaft, 7/8" x 59 3/4"
37	GD6825-69	1	Hex Shaft, 7/8" x 10 1/2"
38	GD8893-04	2	Sleeve, 3" Long
39	G10008	8	Hex Head Cap Screw, 5/8"-11 x 2"
40	G10072	8	Hex Socket Set Screw, 3/8"-16 x 3/8"
41	G10104	28	Hex Nut, 5/8"-11

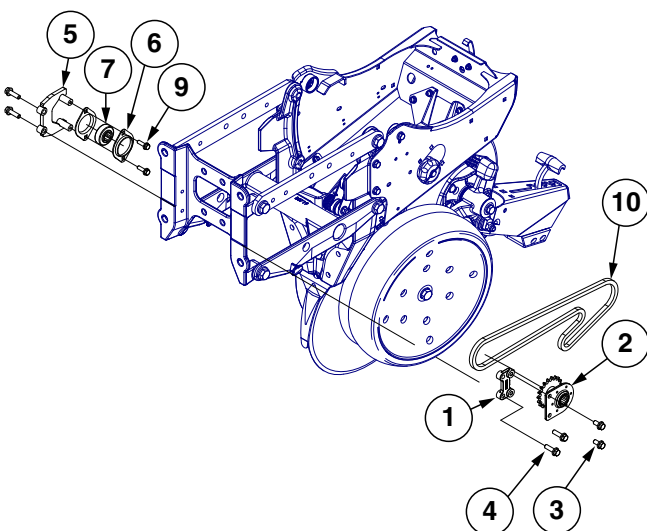
ITEM	PART NO.	QTY.	DESCRIPTION
42	G10107	8	Lock Nut, 5/8"-11
43	G10131	4	Square Head Set Screw, 5/16"-18 x 3/4"
44	G10108	2	Lock Nut, 3/8"-16
45	G10230	28	Lock Washer, 5/8"
46	G10233	55	Machine Bushing, 1 1/2" x 1/32", 10 Gauge (.1345")
47	G10235	24	Machine Bushing, 7/8", 14 Gauge (.0747")
48	G10460	2	Cotter Pin, 1/4" x 2"
49	G10602	4	Spring Pin, 1/4" x 1 1/2"
50	G10622	6	Serrated Flange Nut, 3/8"-16
51	G10909	4	Hex Head Cap Screw, 1/2"-13 x 9"
52	G11123	4	Hex Serrated Flange Cap Screw, 3/8"-16 x 3/4"
53	G11389	4	Flat Washer, 1/2" Plated SAE
54	G11391	8	Flat Washer, 5/8" SAE
55	G11686	2	Hex Head Cap Screw, 3/8"-16 x 6-1/2", Grade 5
56	G3310-82 GR0912	2 -	Chain, No. 40, 82 Pitch Including Connector Link Connector Link, No. 40
57	G3310-136 GR0912	4 -	Chain, No. 40, 136 Pitch Including Connector Link Connector Link, No. 40



ITEM	PART NO.	QTY.	DESCRIPTION
1	G3303-102	1	Chain, No. 41, 102 Pitch Including Connector Link
	GR0196	-	Connector Link, No. 41
2	GD26328	2	Row Unit Bearing Mount
3	G11123	4	Hex Serrated Flange Cap Screw, 3/8"-16 x 3/4"
4	G11204	4	Hex Serrated Flange Cap Screw, 3/8"-16 x 1 1/4", Grade 5
5	GA2180	1	Hanger Bearing, 7/8" Hex Bore
6	GA1720	1	Bearing/Sprocket, 7/8" Hex Bore



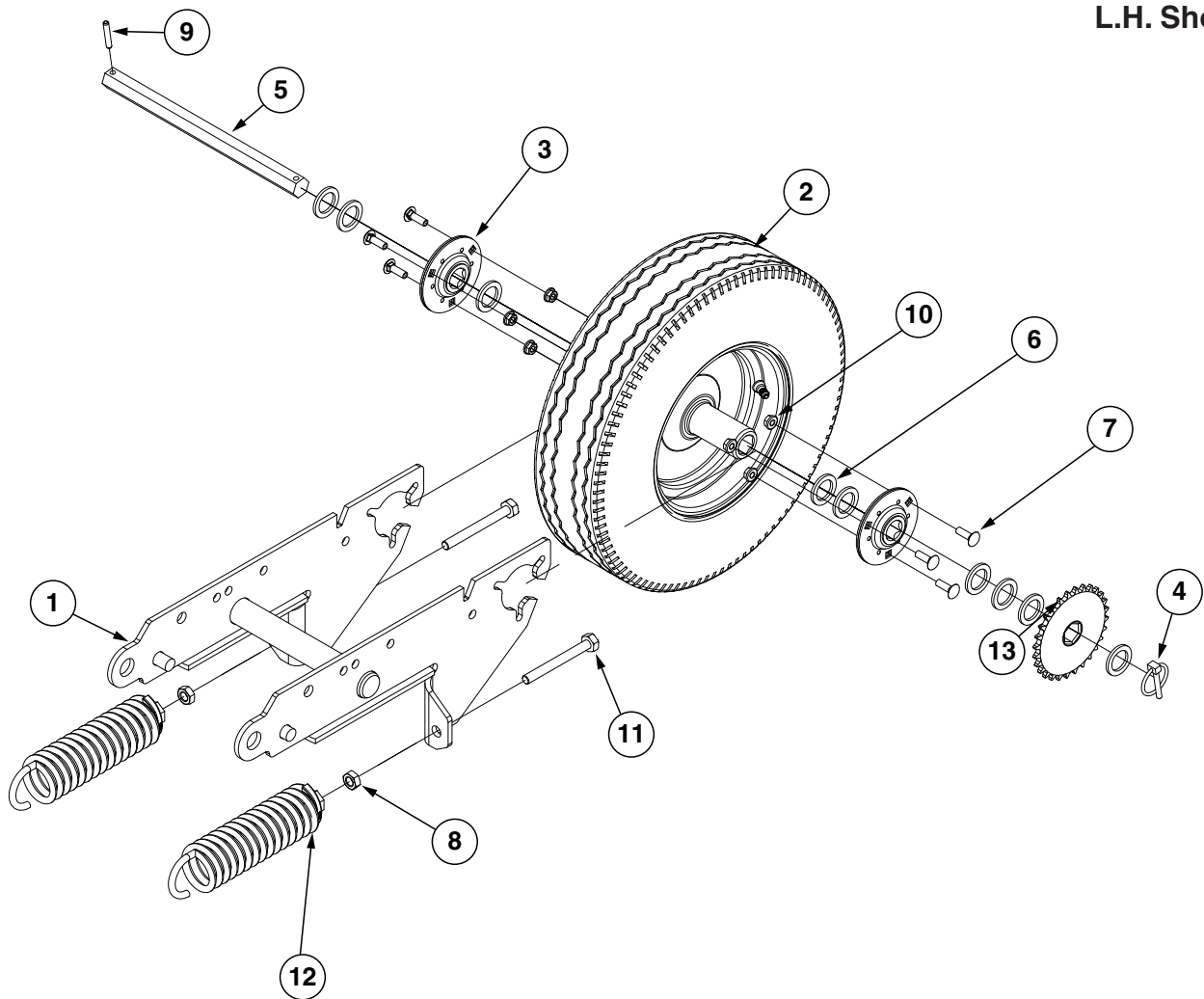
ITEM	PART NO.	QTY.	DESCRIPTION
1	G3303-102	1	Chain, No. 41, 102 Pitch Including Connector Link
	GR0196	-	Connector Link, No. 41
2	GD26328	1	Row Unit Bearing Mount
3	GA1720	1	Bearing/Sprocket, 7/8" Hex Bore
4	G11123	2	Hex Serrated Flange Cap Screw, 3/8"-16 x 3/4"
5	G11204	2	Hex Serrated Flange Cap Screw, 3/8"-16 x 1 1/4", Grade 5



ITEM	PART NO.	QTY.	DESCRIPTION
1	GD26329	1	Row Unit Bearing Mount
2	GA1720	1	Bearing/Sprocket, 7/8" Hex Bore
3	G11123	2	Hex Serrated Flange Cap Screw, 3/8"-16 x 3/4"
4	G11204	4	Hex Serrated Flange Cap Screw, 3/8"-16 x 1 1/4", Grade 5
5	GA17661	1	Bearing Mount Extension
6	G3400-03	2	Flangette
7	G2100-03	1	Bearing, 7/8" Hex Bore, Spherical
8	---	-	---
9	G11480	2	Hex Socket Flange Cap Screw, 5/16"-18 x 1"
10	G3303-102	1	Chain, No. 41, 102 Pitch Including Connector Link
	GR0196	-	Connector Link, No. 41

(A25125)

L.H. Shown

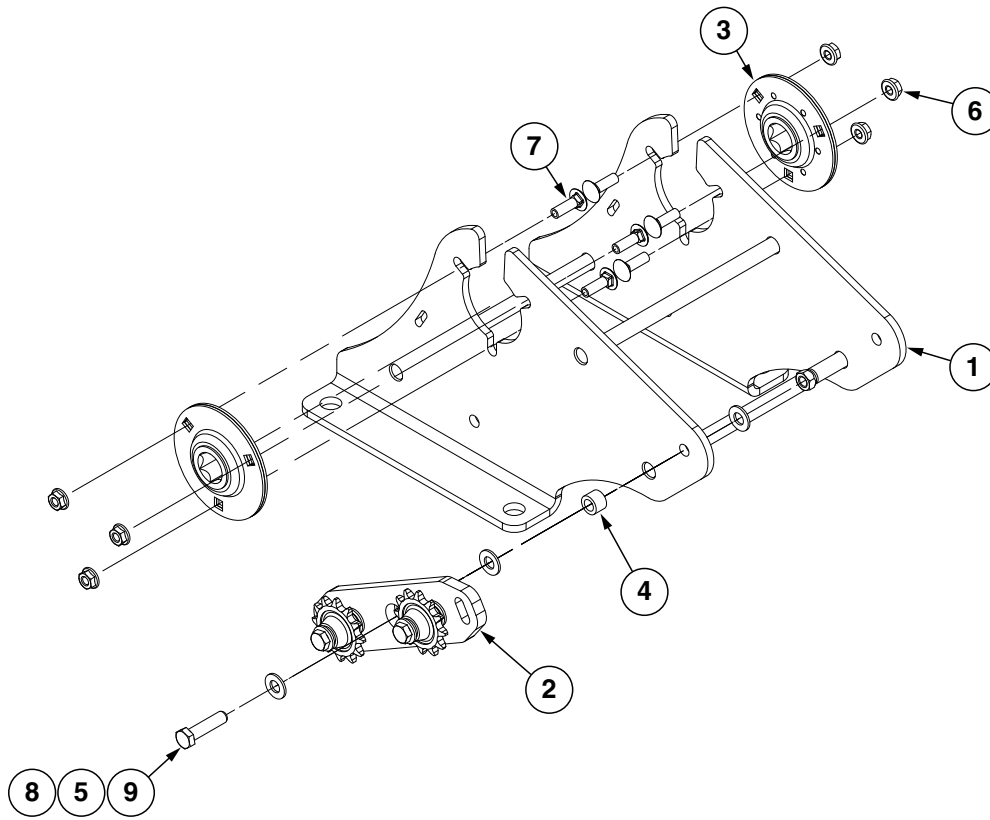


ITEM	PART NO.	QTY.	DESCRIPTION
1	GA25117	1	Contact Tire Arm
2	GD4700	1	Tire, 4.80" x 8", 4 Ply, Rib Implement (Specify Brand*)
	GD4701	1	Valve Stem
	GA17944	1	Rim, 3 ³ / ₄ " x 8" (Gray)
3	GA9846	2	Flanged Bearing, 7 ⁸ / ₁₆ " Hex Bore
4	GD2558	1	Lynch Pin, 1 ⁴ / ₄ "
5	GD34622-12.25	1	Hex Shaft, 7 ⁸ / ₁₆ " x 12 ¹ / ₄ " W/2 Holes, L.H.
	GD34622-13.41	-	Hex Shaft, 7 ⁸ / ₁₆ " x 13.41" W/2 Holes, R.H.
6	G10233	9	Machine Bushing, 1 ¹ / ₂ " x 1 ¹ / ₃₂ ", 10 Gauge (.1345")
7	G10303	6	Carriage Bolt, 5 ¹⁶ / ₁₆ "-18 x 1"
8	G10501	2	Hex Jam Nut, 1 ¹ / ₂ "-13, Grade 2
9	G10602	1	Spring Pin, 1 ⁴ / ₄ " x 1 ¹ / ₂ "
10	G10620	6	Serrated Flange Nut, 5 ¹⁶ / ₁₆ "-18
11	G10890	2	Hex Head Adjusting Bolt, 1 ¹ / ₂ "-13 x 4", Grade 2
12	GA2068	2	Spring W/Plug
13	GA5113	1	Sprocket, 28 Tooth

*Specific brand requests will be supplied only as available from current Kinze Repair Parts stock. If a specific brand requested is not in stock, the brand available will be supplied.

(A25127)

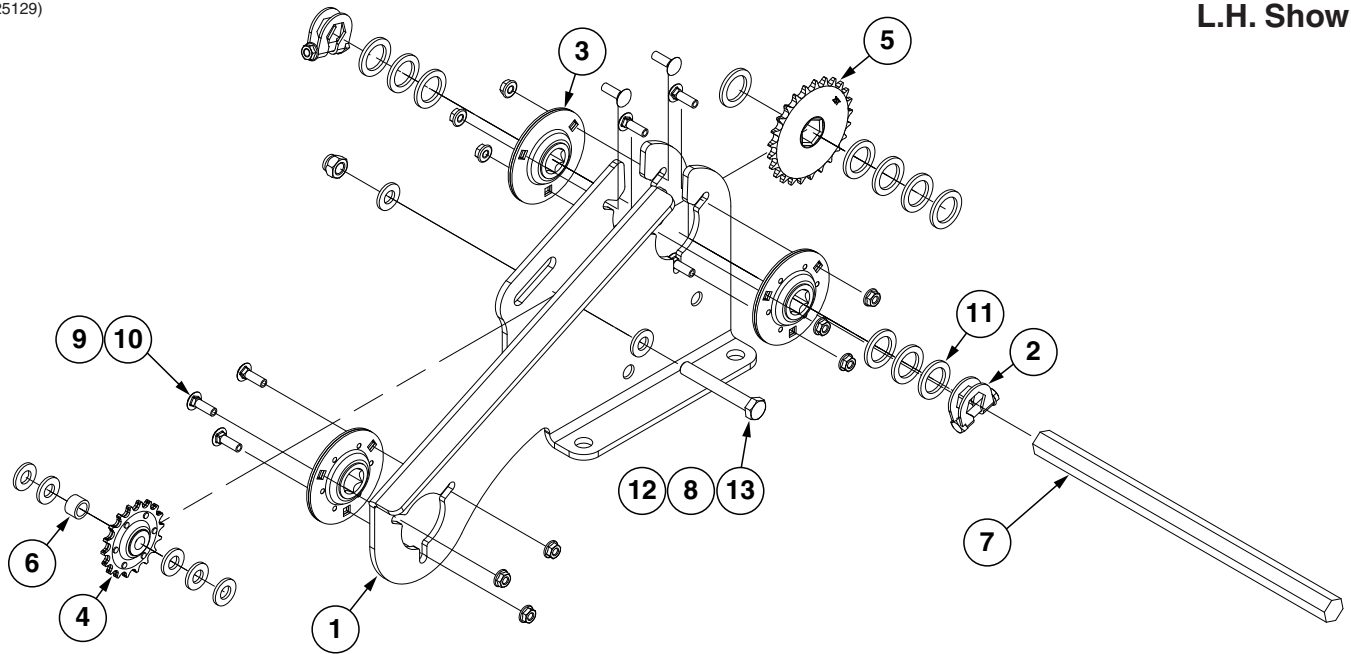
L.H. Shown



ITEM	PART NO.	QTY.	DESCRIPTION
1	GA25126	1	Contact Drive Tower
2	G10047	2	Hex Head Cap Screw, 3/8"-16 x 1 3/4"
	G11387	4	Flat Washer, 3/8" SAE
	GD1026	2	Sleeve, 1 3/16"
	GD7426	2	Sprocket, 12 Tooth
	GA24741	1	Double Idler
3	GA9846	2	Flanged Bearing, 7/8" Hex Bore
4	GD2971-03	1	Tube
5	G11387	3	Hardened Washer, 3/8" SAE
6	G10620	6	Serrated Flange Nut, 5/16"-18
7	G10303	6	Carriage Bolt, 5/16"-18 x 1"
8	G10108	1	Lock Nut, 3/8"-16
9	G10003	1	Hex Head Cap Screw, 3/8"-16 x 1 1/2"

(A25129)

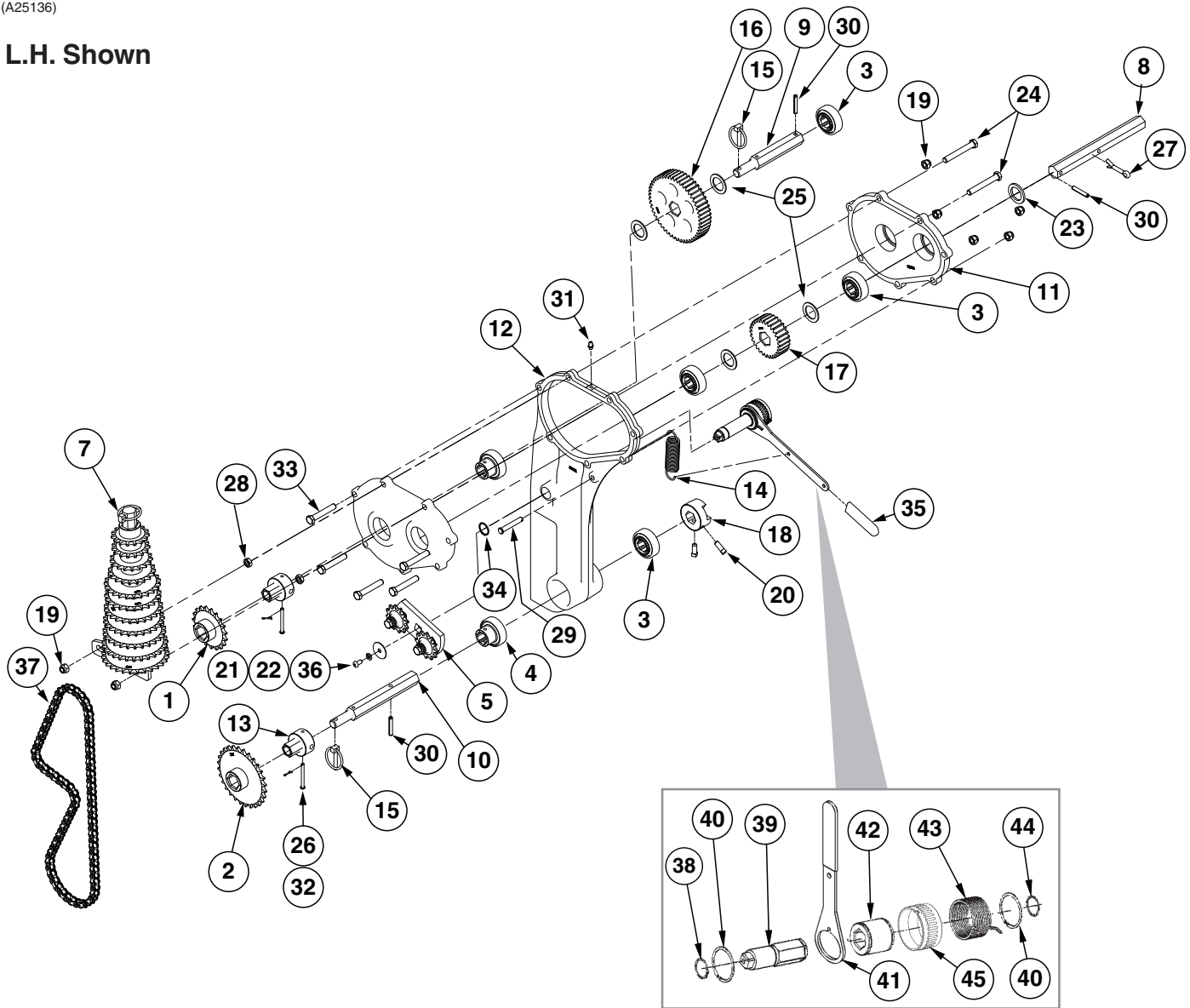
L.H. Shown



ITEM	PART NO.	QTY.	DESCRIPTION
1	GA25128 GA25220	1 -	Transmission Crossover Mount, L.H. Transmission Crossover Mount, R.H.
2	GA11331	2	Hex Lock Clamp Assembly
3	GA9846	3	Flanged Bearing, 7/8" Hex Bore
4	GA7154	1	Sprocket W/Bearing, 18 Tooth
5	GA5110	1	Sprocket, 25 Tooth
6	GD10538-11	1	Sleeve, 3/4" O.D. x .532 I.D. x 1/2"
7	GD0914-15	1	Hex Shaft, 7/8" x 15" (No Holes)
8	G11389	7	Flat Washer, 1/2" Plated SAE
9	G10620	9	Serrated Flange Nut, 5/16"-18
10	G10303	9	Carriage Bolt, 5/16"-18 x 1"
11	G10233	11	Machine Bushing, 1 1/2" x 1/32", 10 Gauge (.1345")
12	G10111	1	Lock Nut, 1/2"-13
13	G10033	1	Hex Head Cap Screw, 1/2"-13 x 3 1/2"

(A25136)

L.H. Shown

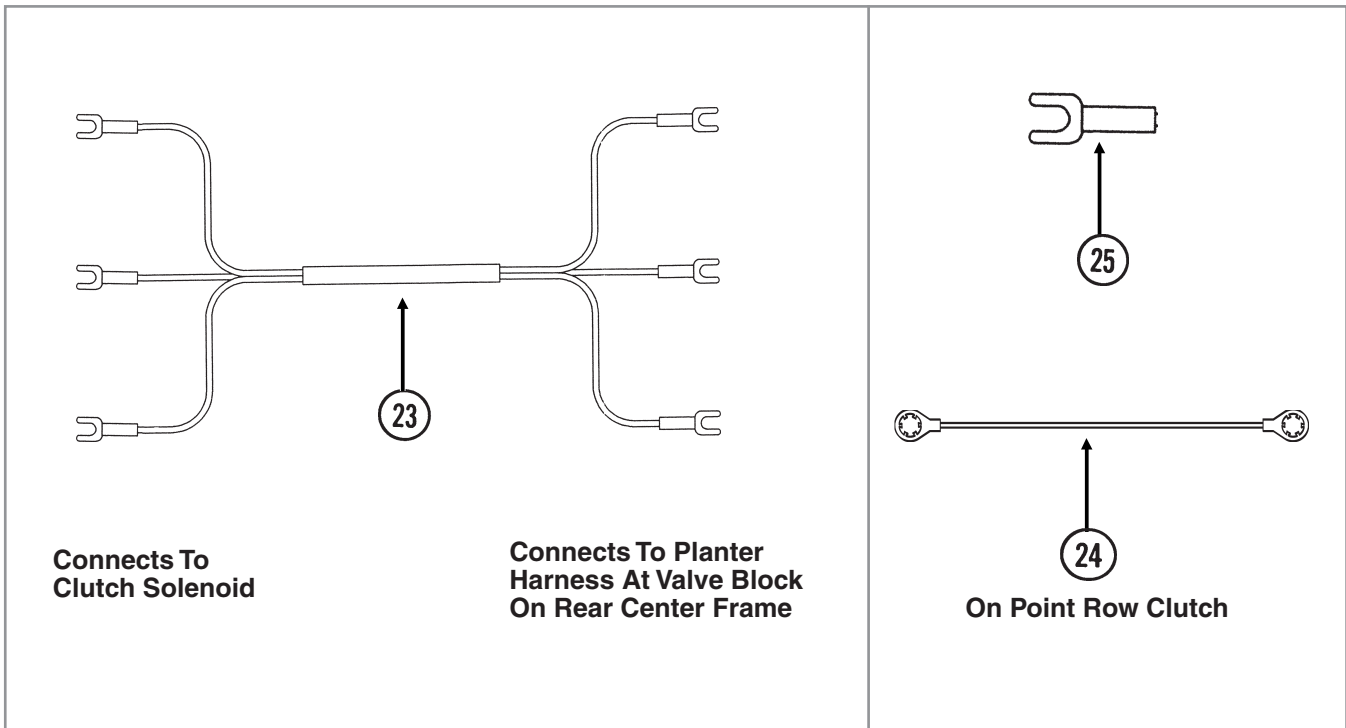
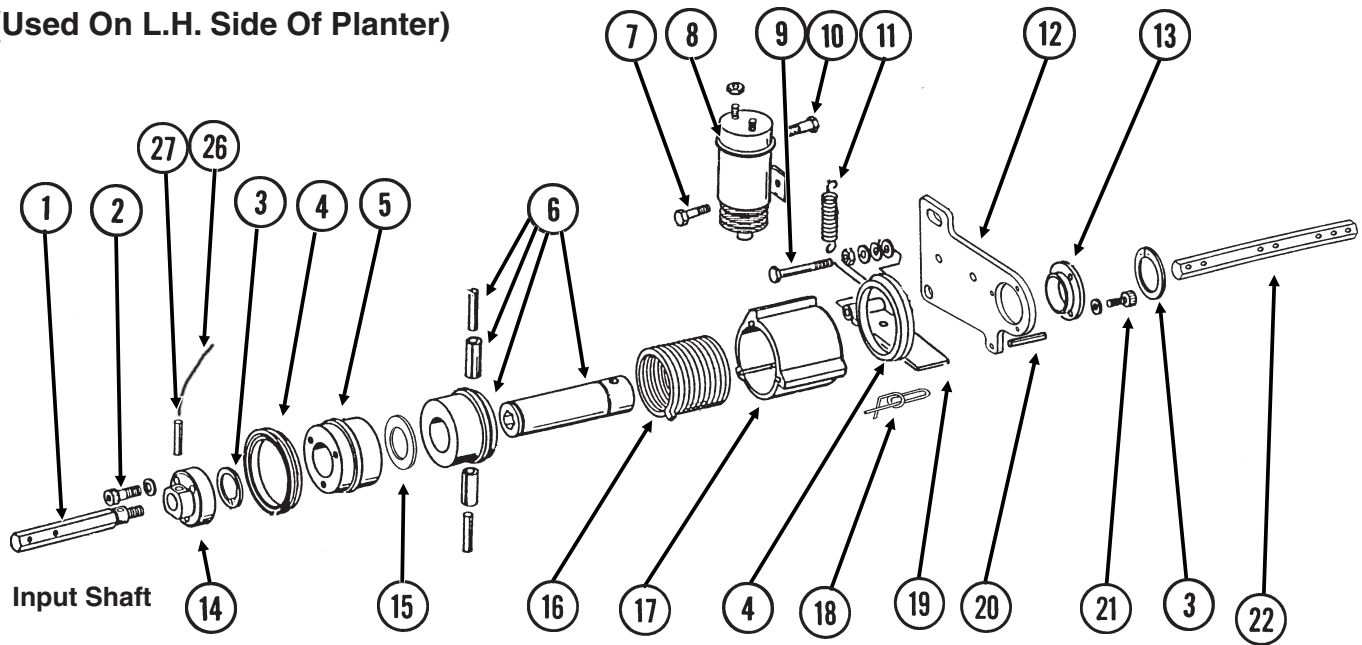


ITEM	PART NO.	QTY.	DESCRIPTION
1	GA5107	1	Sprocket, 19 Tooth
2	GA5113	1	Sprocket, 28 Tooth
3	GA5116	4	Bearing, 7/8" Hex Bore, Cylindrical
4	GA5624	2	Special Bearing, 7/8" Hex Bore x 1.6"
5	GA7336	1	Idler W/Bolt-On Sprockets
	GD7426	2	Sprocket, 12 Tooth
	GD1026	2	Sleeve, 1 3/16"
	G10210	2	Washer, 3/8" USS
	G10229	2	Lock Washer, 3/8"
6	---	-	---

ITEM	PART NO.	QTY.	DESCRIPTION
7	GD2558	1	Lynch Pin, 1/4"
	GA21508	1	Hex Shaft
	GA5105	1	Sprocket, 15 Tooth
	GA5106	1	Sprocket, 17 Tooth
	GA5107	2	Sprocket, 19 Tooth
	GA5108	2	Sprocket, 23 Tooth
	GA5109	1	Sprocket, 24 Tooth
	GA5110	1	Sprocket, 25 Tooth
	GA5111	1	Sprocket, 26 Tooth
	GA5112	1	Sprocket, 27 Tooth
	GA5113	1	Sprocket, 28 Tooth
8	GD35151-8.625	1	Hex Shaft, 7/8" x 8 5/8"
9	GD25791	1	Upper Transmission Shaft
10	GD25792	1	Lower Transmission Shaft
11	GD25422	2	Transmission Cover
12	GD25420	1	Transmission Casting
13	GD7127	2	Shear Coupler
14	GD5857	1	Spring
15	GD2558	2	Lynch Pin, 1/4"
16	GB0734	1	Spur Gear, 50 Tooth
17	GB0733	1	Spur Gear, 28 Tooth
18	GB0287	1	Coupler
19	G10108	7	Lock Nut, 3/8"-16
20	G10131	2	Square Head Set Screw, 5/16"-18 x 3/4"
21	G11453	1	Fender Washer, 1/4"
22	G10227	1	Lock Washer, 1/4"
23	G10233	1	Machine Bushing, 1 1/2" x 1/32", 10 Gauge (.1345")
24	G10325	2	Hex Head Cap Screw, 3/8"-16 x 2 3/4"
25	G10345	4	Machine Bushing, 1", 14 Gauge (.0747")
26	G10455	2	Cotter Pin, 1/16" x 1/2"
27	G10463	1	Cotter Pin, 1/4" x 1 1/2"
28	G10497	2	Hex Jam Nut, 3/8"-16, Grade 2
29	G10565	1	Clevis Pin, 5/16" x 2"
30	G10602	3	Spring Pin, 1/4" x 1 1/2"
31	G10640	1	Grease Fitting, 1/4"-28
32	G10821	2	Clevis Pin, 3/16" x 2"
33	G10939	5	Hex Head Cap Screw, 3/8"-16 x 2 1/4"
34	G11075	1	External Inverted Snap Ring, 7/8"
35	G11078	1	Vinyl Cap
36	G11100	1	Hex Socket Button Head Cap Screw, 1/4"-20 x 1/2", Grade 8
37	G3310-88	1	Chain, No. 40, 88 Pitch Including Connector Link
	GR0912		Connector Link, No. 40
38	G10496	1	External Inverted Snap Ring, 1 1/2"
39	GD14427	1	Tightener Shaft, 4 7/8"
40	G11075	2	External Inverted Snap Ring, 7/8"
41	GD14431	1	Handle
42	GD14432	1	Sleeve, 1 1/4"
43	GD14414	1	Torsion Spring, R.H. (Used In L.H. Wrap Spring Wrench)(Shown)
	GD14413	-	Torsion Spring, L.H. (Used In R.H. Wrap Spring Wrench)
44	G10496	2	External Inverted Snap Ring, 1 1/2"
45	GD19344	1	Release Collar, Gray, L.H. (Shown)
	GD19343	-	Release Collar, Blue, R.H.
A	G1K379	-	Wrap Spring Wrench Replacement Kit, Gray Collar, L.H. (Items 38-45) (Shown)
	G1K378	-	Wrap Spring Wrench Replacement Kit, Blue Collar, R.H. (Items 38-45)

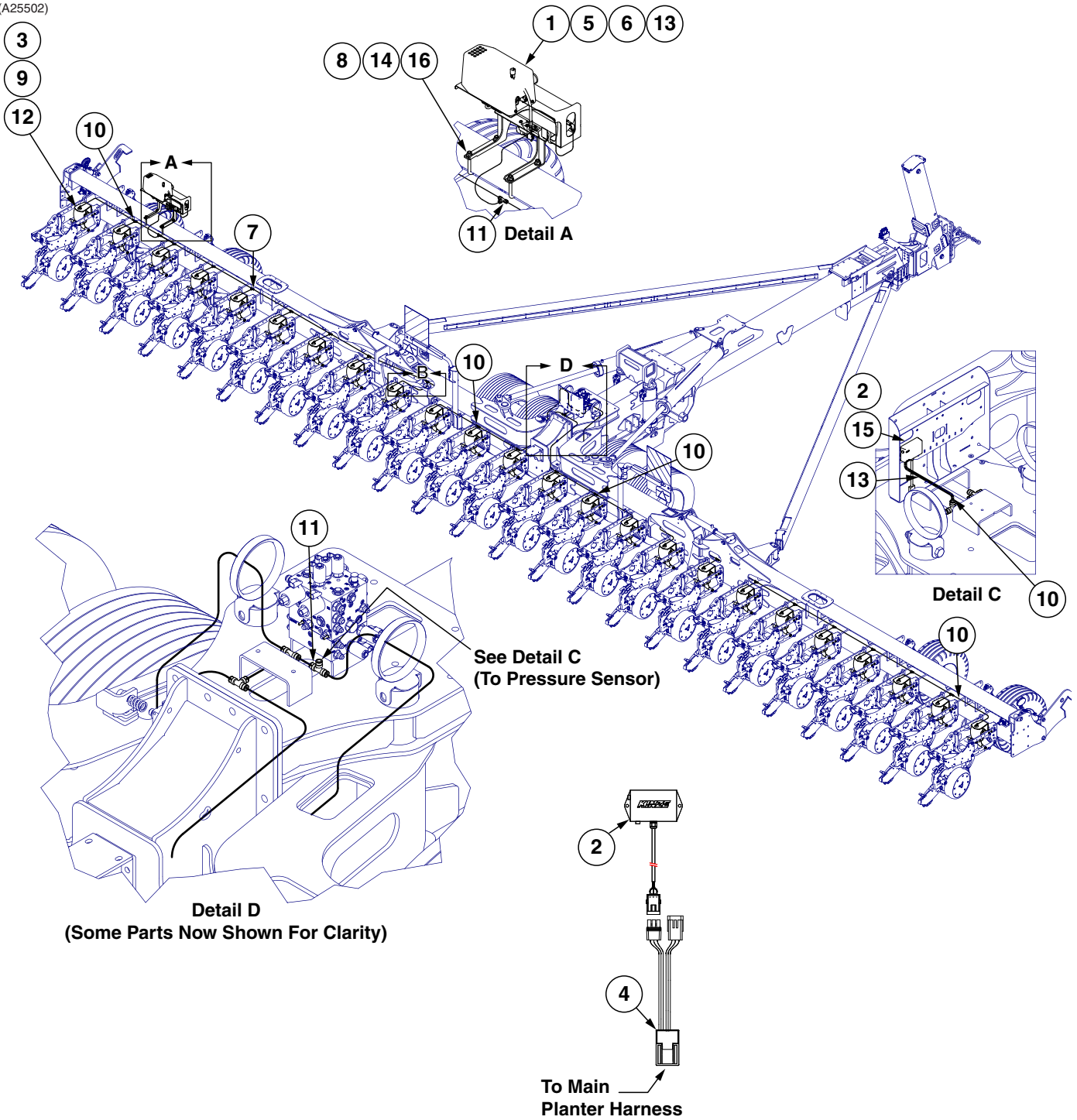
PRC019(TWL70d/TWL71d/TWL71/TWL18/A10054)

**L.H. Point Row Clutch Shown
(Used On L.H. Side Of Planter)**



ITEM	PART NO.	QTY. (Per Assy.)	DESCRIPTION
1	GD10068	1	Input Shaft, R.H. Threads (Shown)
	GD10069	1	Input Shaft, L.H. Threads
2	G10374	3	Hex Socket Head Cap Screw, 1/4"-20 x 1"
	G10227	3	Lock Washer, 1/4"
3	G10496	2	External Inverted Snap Ring, 1 1/2"
4	GD14512	2	V-Ring Seal
5	GD10104	1	Input Hub
6	GA7137	1	Hub/Sleeve Assembly W/Spring Pins
	G10765	-	Spring Pin, 1/4" x 1"
	G10804	-	Spring Pin, 5/32" x 7/8"
7	G10023	1	Hex Head Cap Screw, 1/4"-20 x 3/4"
	G10227	1	Lock Washer, 1/4"
	G10103	1	Hex Nut, 1/4"-20
8	GA8393	1	Solenoid Complete
	GR1306	1	Snap Ring
	GR1303	1	Spring
	GR1304	1	Boot
	GR1305	1	Plunger
9	G10939	1	Hex Head Cap Screw, 3/8"-16 x 2 1/4"
	G10101	1	Hex Nut, 3/8"-16
	G11387	1	Flat Washer, 3/8" SAE
	G10229	2	Lock Washer, 3/8"
	G10497	1	Hex Jam Nut, 3/8"-16, Grade 2
10	G10900	1	Hex Socket Head Cap Screw, 1/4"-20 x 1 3/4", Grade 8
	G10227	1	Lock Washer, 1/4"
	G10103	2	Hex Nut, 1/4"-20
11	GD10123	1	Spring
12	GD10103	1	Mounting Plate
13	GD9667	1	Bushing
14	GD10070	1	Coupler W/R.H. Threads (Shown)
	GD10071	1	Coupler W/L.H. Threads
15	GD14513	1	Felt Washer
16	GD9671	-	Spring, L.H. (Shown)
	GD9672	-	Spring, R.H.
17	GD30903	1	Stop Collar
18	GD11120	1	Rue Ring Cotter, 5/16"
19	GD30902	1	Actuator Arm
20	G10859	1	Spring Pin, 3/16" x 2 1/4"
21	G10253	3	Hex Socket Head Screw, No. 10-32 x 1/2"
	G10257	3	Lock Washer, No. 10
22	GD10543	-	Hex Shaft, 7/8" x 13"
23	GA9479	1	Wiring Harness, 228", R.H. Side, 12 Row 30"
	GA9480	-	Wiring Harness, 264", L.H. Side, 12 Row 30"; R.H. Side, 16 Row 30"
	GA9482	-	Wiring Harness, 300", L.H. Side, 16 Row 30"
24	GA10054	-	Ground Cable, Green
25	G10996	-	Fork Terminal
26	GD13524-01	1	Lock Wire, 10", Stainless Steel
27	G10546	1	Spring Pin, 3/16" x 1 1/4"
A	GA7110	-	Point Row Clutch Assembly, R.H. (R.H. Side Of Machine) (Items 1-21, 24, 26 And 27)
	GA7111	-	Point Row Clutch Assembly, L.H. (L.H. Side Of Machine) (Items 1-21, 24, 26 And 27)

(A25502)

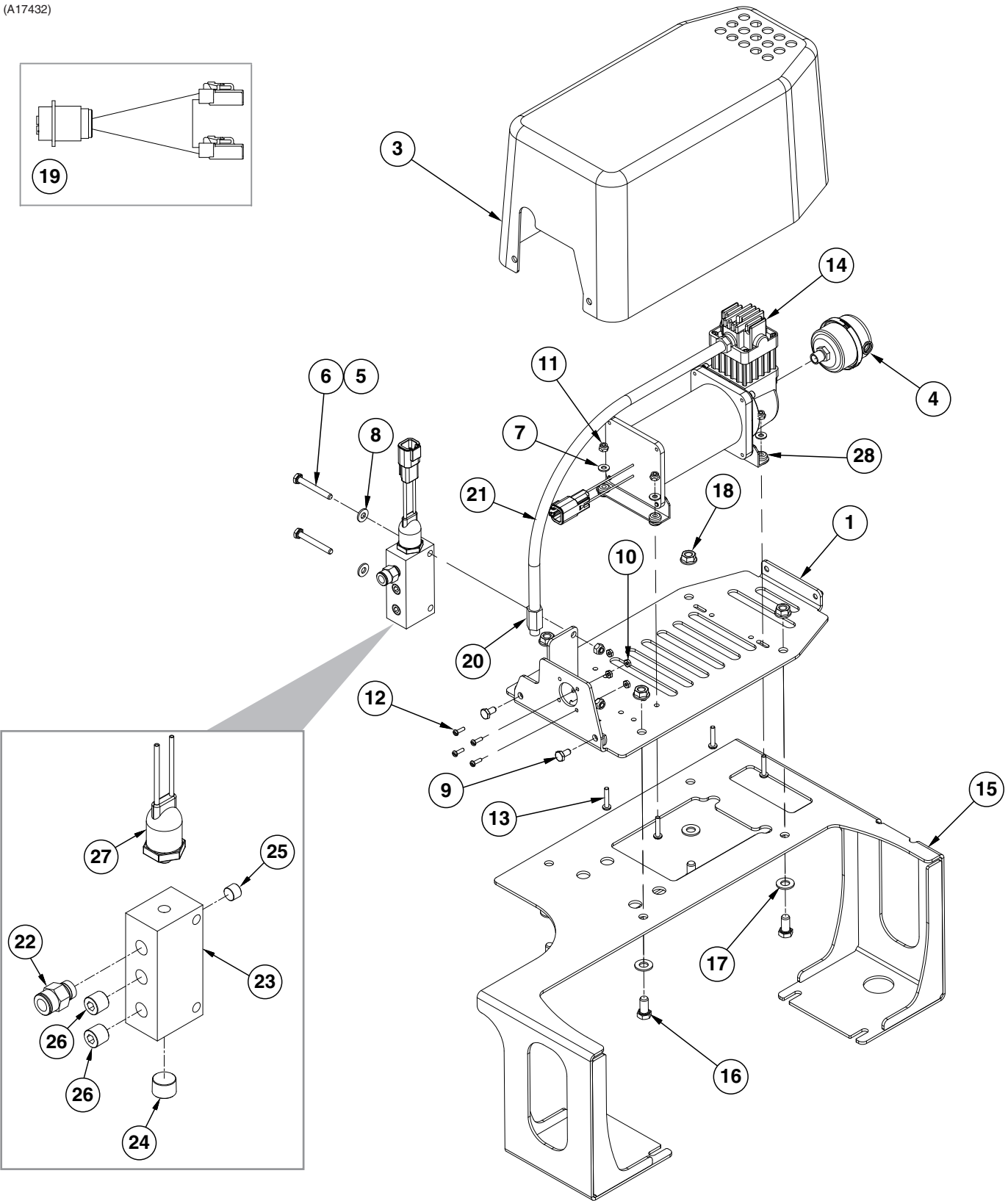


ITEM	PART NO.	QTY.	DESCRIPTION
1	GA20699	1	See "Air Tank Assembly" on page P110
2	GA14846	1	High Pressure Sensor (0-120 PSI)
3	GA17631	24	See "Pneumatic Down Pressure Row Unit Assembly" on page P7
4	GA12812	1	Hall Effect Adapter
5	GA25209	1	PDP Power Extension Harness, 18'
6	GA25158	1	12V Air Pump Harness
7	GD26110	20	Reducing Tee, 3/8" x 1/4" x 3/8"
8	GD16598	2	U-Bolt, 4" x 7" x 5/8"-11
9	GD19080	24	Elbow, 1/4" x 1/8" NPT Swivel
10	GD18796	5	Reducer, 3/8" To 1/4"
11	GD18010	4	Tee, 3/8" Tube Union
12	**D17151-17	1	Nylon Tubing, 1/4" O.D. x 40'
13	*D17150-01	1	Nylon Tubing, 3/8" O.D. x 32'
14	G11391	4	Flat Washer, 5/8" SAE
15	G10977	2	Phillips Pan Head Machine Screw, No. 10-24 x 1/2", Stainless Steel
16	G10107	4	Lock Nut, 5/8"-11
17	GA12812	-	Hall Effect Adapter
18	GA14846	-	High Pressure Sensor (0-120 PSI)

*Not stocked by Kinze repair parts, but is available in bulk. Order part number: GD17150-00, Urethane Tubing, 3/8" O.D. x 250'.

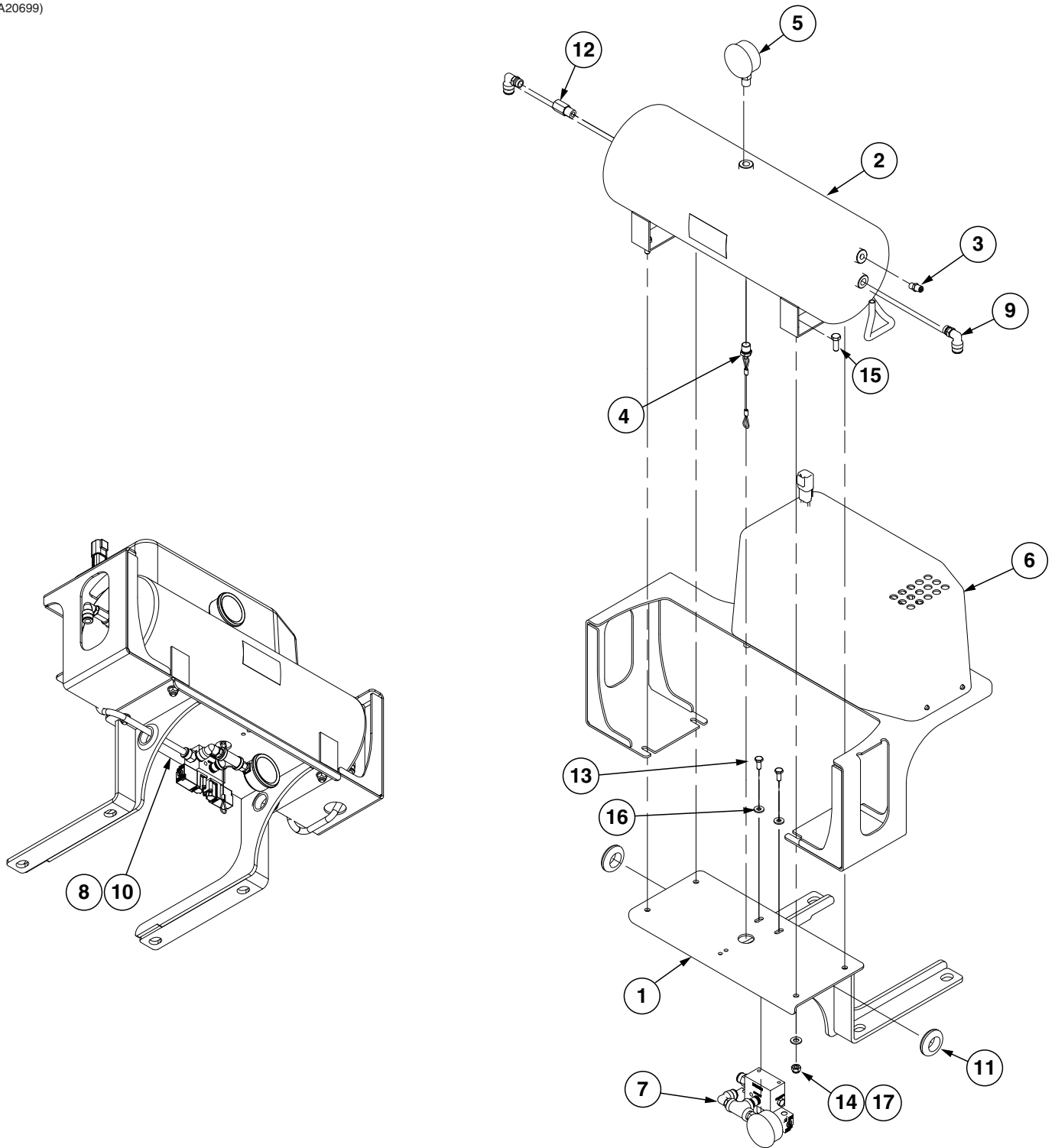
**Not stocked by Kinze repair parts, but is available in bulk. Order part number: GD17151-00, Urethane Tubing, 1/4" O.D. x 250'.

(A17432)



ITEM	PART NO.	QTY.	DESCRIPTION
1	GA17623	1	12V Electric Compressor Mount
2	---	-	---
3	GB0766	1	Compressor Cover
4	GA14127	1	Filter Assembly
	GR1943	-	Filter Element Replacement
5	G10110	2	Lock Nut, 1/4"-20, Grade B
6	G10638	2	Hex Head Cap Screw, 1/4"-20 x 2"
7	G11382	4	Washer, No. 10 SAE
8	G11385	2	Flat Washer, 1/4" SAE
9	G11356	2	Hex Socket Flange Cap Screw, 1/4"-20 x 1/2"
10	G10949	4	Hex Nut, #6-32, Grade 1
11	G11206	4	Lock Nut, No. 10-32
12	G10950	4	Slotted Phillips Head Machine Screw, 6-32 x 1/2", Grade 1
13	G10904	4	Slotted Phillips Head Machine Screw, 10-32 x 1", Grade 1
14	GA18212	1	12V Air Pump W/Connector
15	GA18001	1	Compressor Mount
16	G10002	4	Hex Head Cap Screw, 3/8"-16 x 3/4"
17	G11387	4	Flat Washer, 3/8" SAE
18	G10622	4	Serrated Flange Nut, 3/8"-16
19	GA18482	1	Air Compressor Harness
20	GR1921	-	Check Valve
21	GR1951	-	Leader Hose without Check Valve
22	GD17141	1	Connector, 1/4" Male NPT
23	GD25486	1	Manifold Block
24	GD26387	1	Plug, 3/8" NPT
25	GD26386	1	Plug, 1/8" NPT
26	GD26070	2	Plug, 1/4" NPT
27	GA18211	1	Air Pump Pressure Switch W/Connector
	GD26069	-	Pressure Switch
28	GR2233	1	Vibration Isolator Gromet, 4 Pack
A	GA17994	-	Compressor Manifold (Items 22-27)

(A20699)

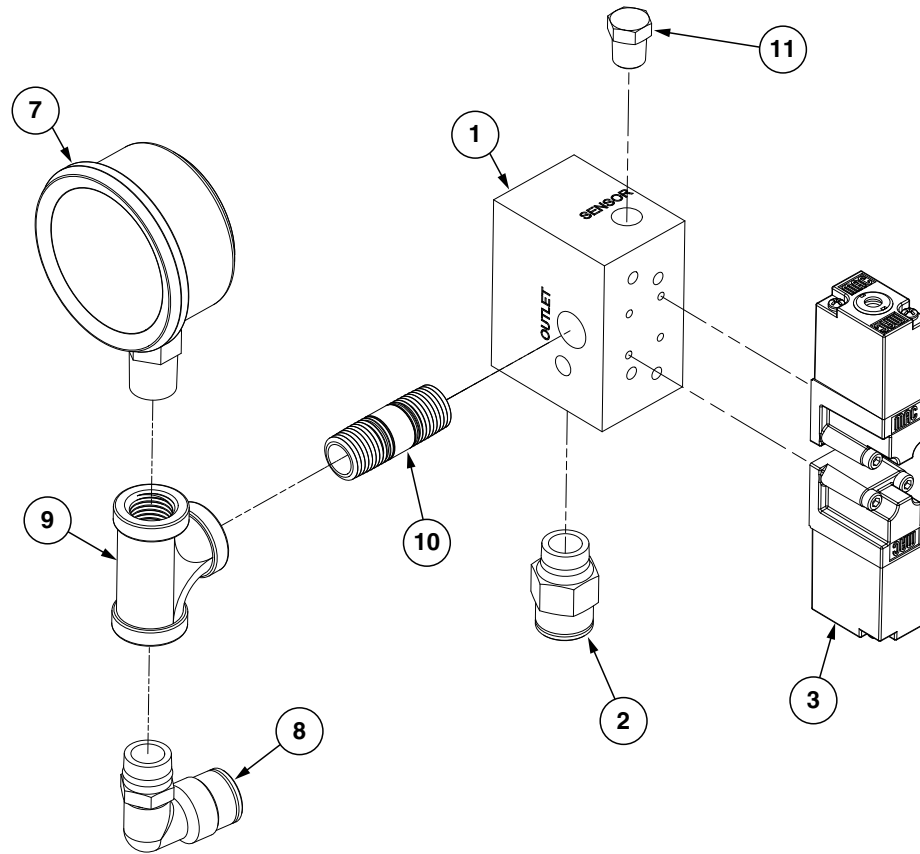


ITEM	PART NO.	QTY.	DESCRIPTION
1	GA17573	1	Air Tank Mount
2	GA11988	1	Tank, 3 Gallon
3	GA11989	1	Valve Stem, 1/8" NPT
4	GA11991	1	Drain, 1/4" NPT
5	GA12104	1	Pressure Gauge, 1/4" NPT
6	---	-	See "Electric Compressor" on page P108
7	GA20088	1	See "Air Valve Assembly, ISOBUS" on page P112
	*GA25311	1	
8	GD1512	1	Cable Tie, 7 1/2"
9	GD17143	2	Swivel Elbow, 1/4" NPT x 3/8"
10	**D17150-16	1	Urethane Tubing, 3/8" O.D. x 32"
11	GD22200	2	Grommet, 1"
12	GR1921	1	Check Valve
13	G10020	2	Hex Head Cap Screw, 1/4"-20 x 5/8"
14	G10109	4	Lock Nut, 5/16"-18
15	G10991	4	Hex Head Cap Screw, 5/16"-18 x 7/8"
16	G11385	2	Flat Washer, 1/4" SAE
17	G11386	4	Flat Washer, 5/16" SAE

* Use only with Blue Drive system

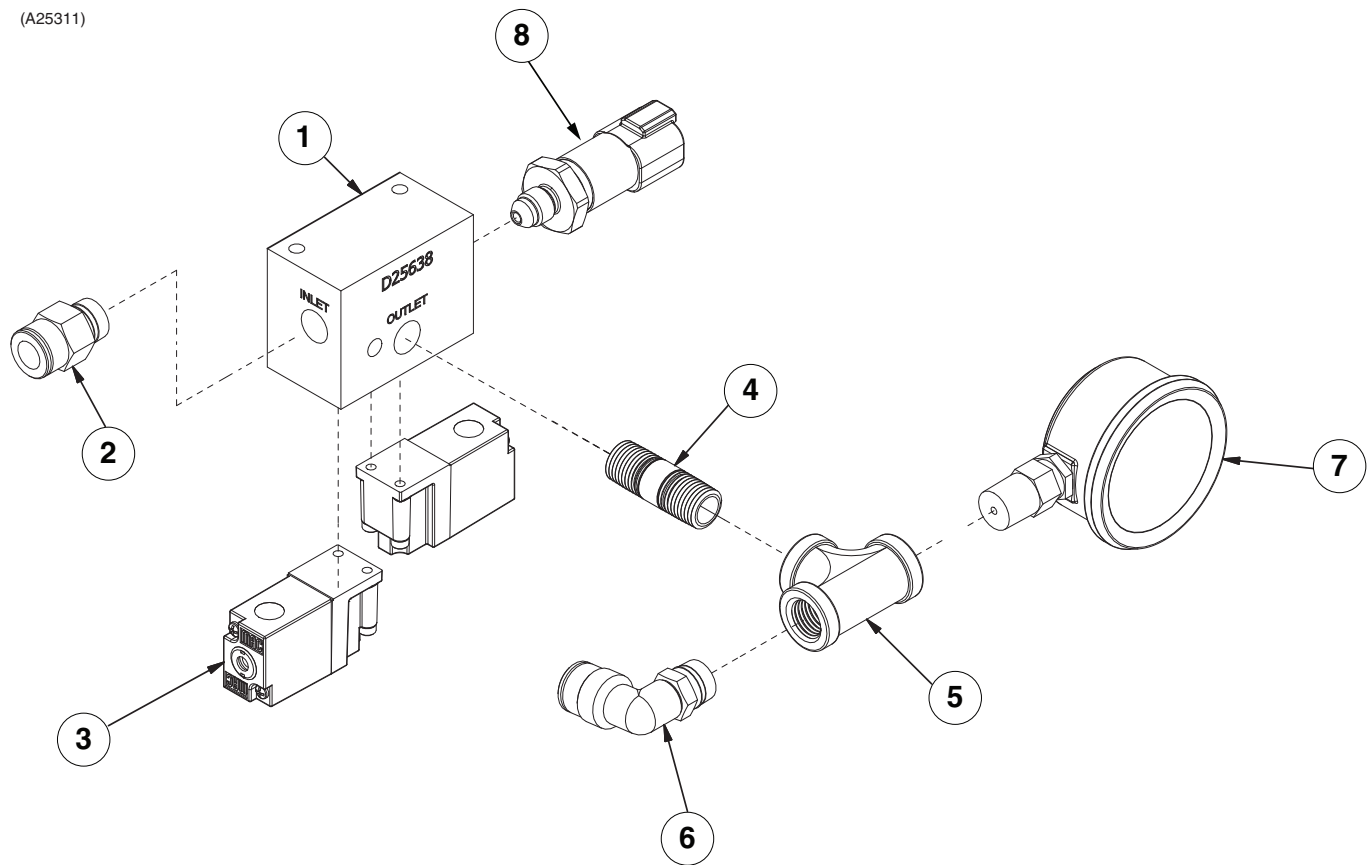
**Not stocked by Kinze repair parts, but is available in bulk. Order part number: GD17150-00, Urethane Tubing, 3/8" O.D. x 250'.

(A20088)



ITEM	PART NO.	QTY.	DESCRIPTION
1	GD25638	1	DF Block
2	GD17141	1	Connector, 1/4" Male NPT
3	GA20370	2	12 VDC Air Valve
4	GD11079	1	3 Pin Receptacle, Black
5	GD12557	3	Male 20-18 AWG Terminal Pin
6	GD12558	3	Cable Seal, 18-16 AWG
7	GA12104	1	Pressure Gauge, 1/4" NPT
8	GD17143	1	Swivel Elbow, 1/4" NPT x 3/8"
9	GD19237	1	Tee, 1/4" NPT
10	GD19238	1	Nipple, 1/4" NPT
11	G5406-02P	1	Hex Head Pipe Plug, 1/8" NPT
A	GA20088	-	12 VDC Air Valve Complete (Items 1-11)

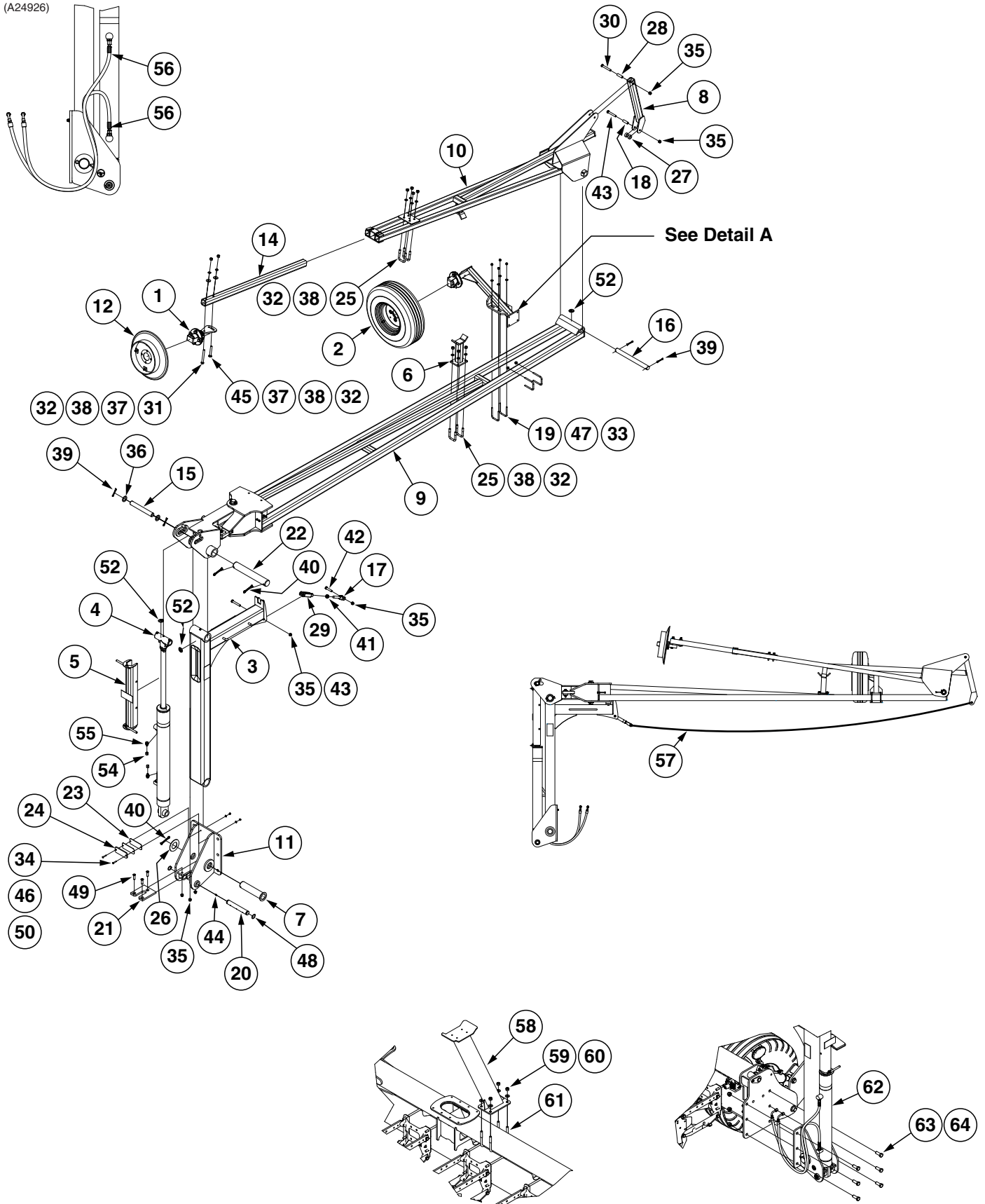
(A25311)



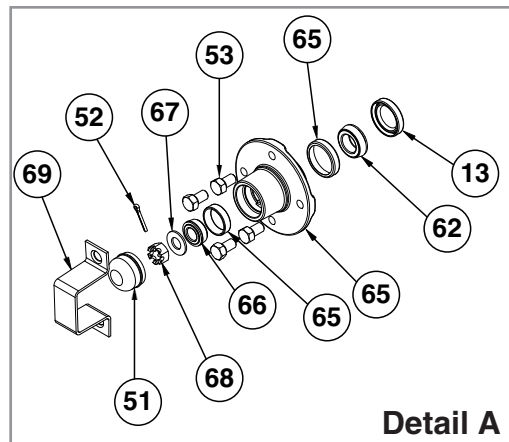
ITEM	PART NO.	QTY.	DESCRIPTION
1	GD25638	1	Block DF
2	GD17141	1	Connector, 1/4 Male
3	GA20370	2	Air Valve 12VDC
4	GD19238	1	Nipple, 1/4 NPT x NPT
5	GD19237	1	Tee, Galv. 1/4 NPT x NPT
6	GD17143	1	Swivel, 1/4 Male Elbow
7	GA12104	1	Gauge, SS Pressure
8	GA14804	1	Pressure Sensor (0-120 PSI)
9	GD19811	1	RCPT 4-Pin 1x4 WP Black
10	GD12557	4	Terminal Pin, Male 20-18 AWG
11	GD12558	4	Seal, Cable 18-16 AWG

This page left blank intentionally.

(A24926)



(Continued on the following pages.)



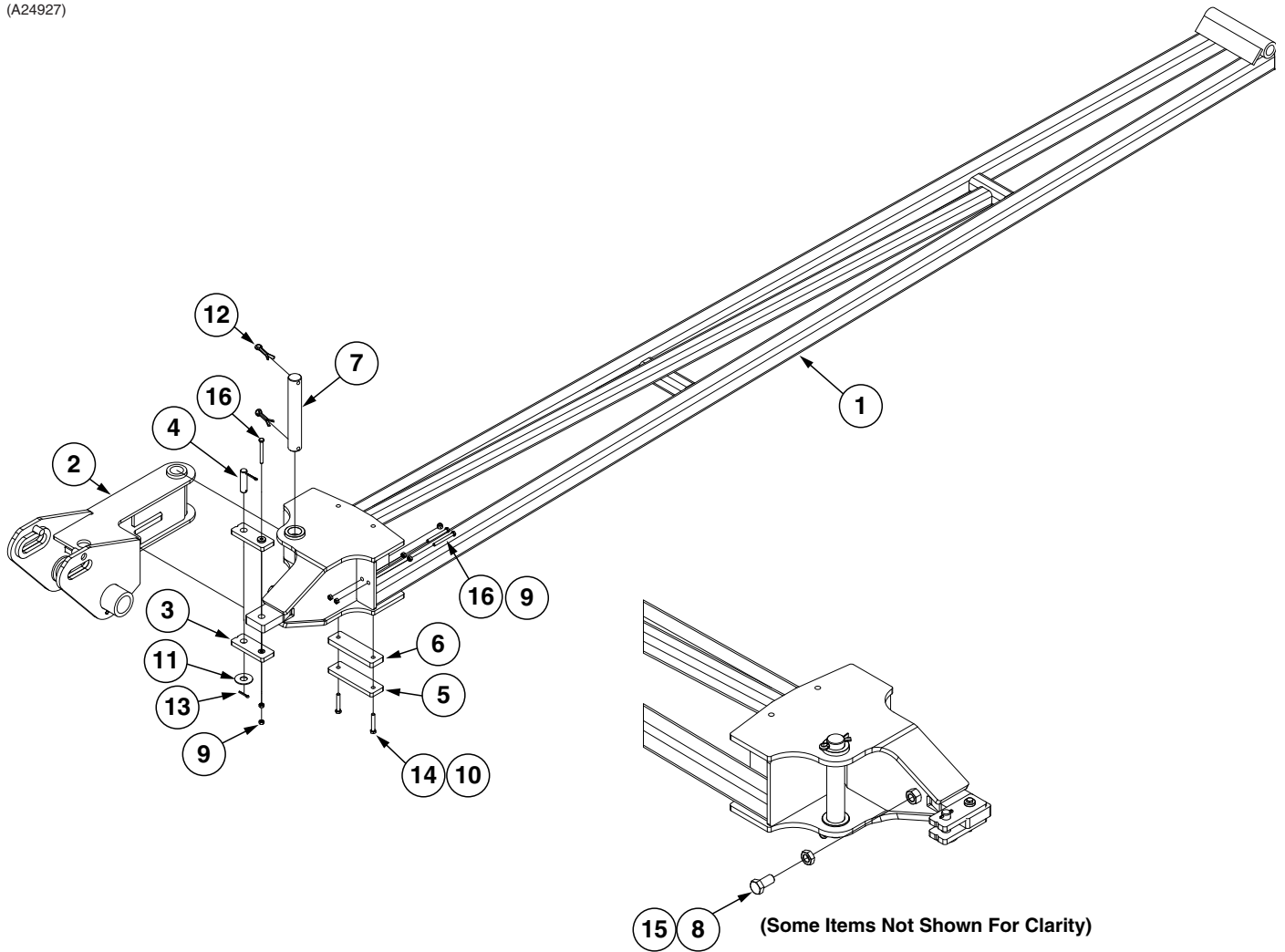
ITEM	PART NO.	QTY. (Per Assy.)	DESCRIPTION
1	GA13719	1	See "Row Marker Spindle/Hub/Blade" on page P120
2	GA17768	1	Rim, Gray
	GD15489	1	Tire, 20.5 x 8.0-10 (Specify Brand**)
	GA10458	1	Valve Stem
3	GA18057	1	First Stage
4	GA18861	1	See "Row Marker Cylinder" on page P132
5	GA18884	1	Cylinder Lock-up Assembly
	G10874	-	Detent Pin, 1/2" x 3 1/2" Grip
6	GA20256	1	Stop Pad
7	GA21107	1	Pin and Plate
8	GA21209	1	Control Arm
9	---	1	See "Second Stage Marker, 24 Row" on page P118
10	GA24735	1	Third Stage Marker
11	GA24736	1	Marker Mount
12	GA5861	1	See "Row Marker Spindle/Hub/Blade" on page P120
13	GD21540	1	Grease Seal
14	GD0453-07	1	Extension Tube, 45"
15	GD0652	1	Pin, 1/4" x 9 1/2"
16	GD0704	1	Pin, 1/4" x 14"
17	GD11115	1	Plain Yoke
18	GD19206	1	Chain Sleeve
19	GD19212	4	U-Bolt, 2 1/2" x 3/8"-16
20	GD25860	1	Marker Pin, 1/4" x 8 7/8"
21	GD25862	1	Wear Stop
22	GD25969	1	Pivot Shaft, 2 1/8" x 14 1/4"
23	GD26954	2	Shim Stop
24	GD26955	1	Stop Pad
25	GD2721	4	U-Bolt, 2" x 2" x 1/2"-13
26	GD30380	1	Washer, 4" O.D. x 2.188" I.D. x 10 Gauge (.134")
27	GD7817-04	2	Spacer, 1 1/16" I.D. x 1/2" Long
28	GD7904-09	1	Sleeve, 5/8" O.D. x .509" I.D. x 2 5/8"
29	GD8218	1	Yoke
30	G10033	1	Hex Head Cap Screw, 1/2"-13 x 3 1/2"
31	G10045	1	Hex Head Cap Screw, 1/2"-13 x 4 1/2"

ITEM	PART NO.	QTY. (Per Assy.)	DESCRIPTION
32	G10102	10	Hex Nut, 1/2"-13
33	G10108	8	Lock Nut, 3/8"-16
34	G10110	2	Lock Nut, 1/4"-20, Grade B
35	G10111	7	Lock Nut, 1/2"-13
36	G10159	2	Washer, 1 7/8", 10 Gauge (.1345")
37	G10168	2	Machine Bushing, 1/2", 7 Gauge (.1793")
38	G10228	10	Lock Washer, 1/2"
39	G10460	4	Cotter Pin, 1/4" x 2"
40	G10461	3	Cotter Pin, 3/8" x 3"
41	G10503	1	Hex Jam Nut, 5/8"-11, Grade 2
42	G10581	1	Hex Head Cap Screw, 1/2"-13 x 2 1/4"
43	G10585	2	Hex Head Cap Screw, 1/2"-13 x 3 1/4"
44	G10640	1	Grease Fitting, 1/4"-28
45	G10844	1	Carriage Bolt, 1/2"-13 x 3 1/2"
46	G11385	2	Flat Washer, 1/4" SAE
47	G11387	8	Flat Washer, 3/8" SAE
48	G11400	2	Retaining Ring, 1 1/4"
49	G11534	3	Hex Flat Head Counter Sunk, 1/2"-13 x 1 3/4"
50	G11570	2	Hex Flat Head Cap Screw, 1/4"-20 x 1 1/2"
51	GD0840	1	Dust Cap
52	G10544	1	Cotter Pin, 5/32" x 1"
53	GD3248	4	Lug Bolt, 1/2"-20 x 1 1/4"
54	G304-C-6	2	Cap Nut, 9/16"-18
55	G6400-06-08 GR1037	2	Connector W/O-Ring, 9/16"-18 Male JIC To 3/4"-16 O-Ring O-Ring
56	*A15097-53	2	Hose Assembly, 3/8" (06F-06L90F)
57	GD35380	1	Wire Rope, 143 1/2"
58	GA18734	1	Marker Stand
59	G10104	4	Hex Nut, 5/8"-11
60	G11391	4	Flat Washer, 5/8" SAE
61	GD16598	2	U-Bolt, 4" x 7" x 5/8"-11
62	GA0245	1	Bearing
63	G10026	6	Hex Head Cap Screw, 3/4"-10 x 2"
64	G10112	6	Lock Nut, 3/4"-10
65	GA0167 GR0151 GR0150 GB0165	1 - - -	Hub W/Cups, 4 Bolt Outer Cup Inner Cup Hub, 4 Bolt
66	GA0257	1	Bearing
67	G11391	1	Flat Washer, 5/8" SAE
68	G10725	1	Slotted Hex Nut, 5/8"-18
69	GD2597	1	Retainer
70	GA0160R GA0160L	1 -	Support, R.H. Support, L.H. (Shown)

* Hydraulic hose is not stocked by Kinze Repair Parts, but can be made available on a special order basis. Call for quote.

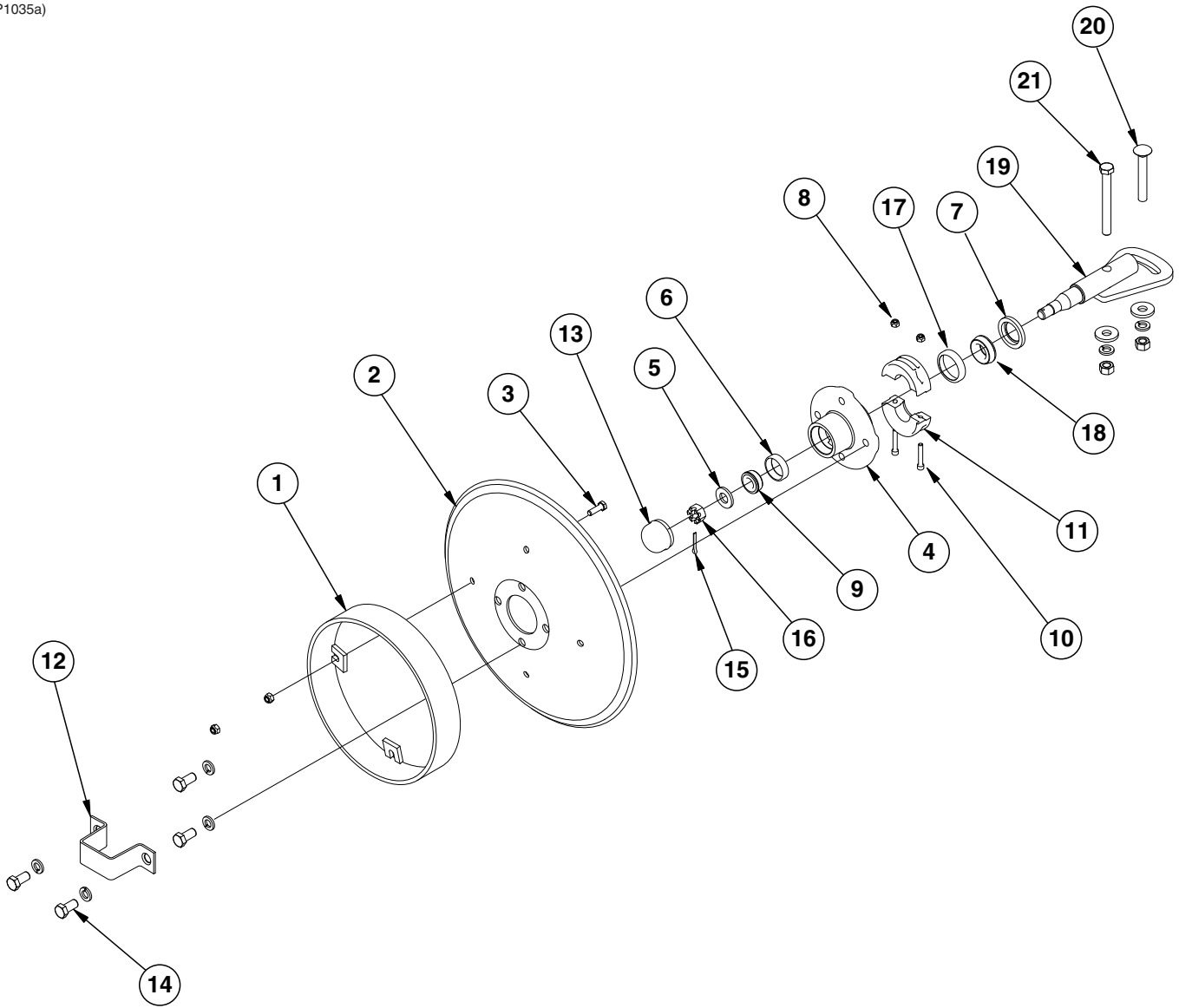
**Specific brand requests will be supplied only as available from current Kinze Repair Parts stock. If a specific brand requested is not in stock, the brand available will be supplied.

(A24927)

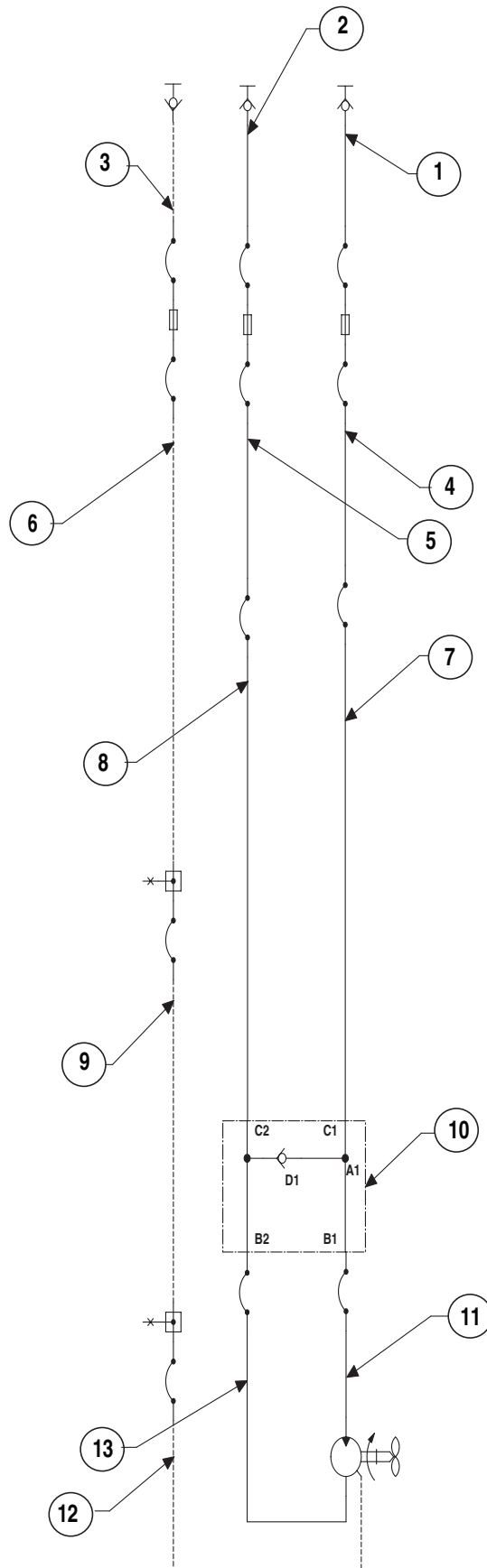


ITEM	PART NO.	QTY. (Per Assy.)	DESCRIPTION
1	GA24734	1	Second Stage, R.H.
	GA25287	-	Second Stage, L.H.
2	GA18870	1	R.H. Second Stage Knuckle
	GA18869	-	L.H. Second Stage Knuckle
3	GA18485	2	Shear Strap
4	GD26872	1	Shear Strap Pin
5	GD26204	1	Stop Pad
6	GD25965	1	Mount Spacer
7	GD25959	1	Breakaway Pivot Pin
8	G10025	1	Hex Head Cap Screw, 3/4"-10 x 1 1/2"
9	G10106	6	Hex Nut, 5/16"-18
10	G10108	2	Lock Nut, 3/8"-16
11	G10218	1	Washer, 3/4" USS
12	G10468	2	Cotter Pin, 3/8" x 2"
13	G10544	2	Cotter Pin, 5/32" x 1"
14	G10939	2	Hex Head Cap Screw, 3/8"-16 x 2 1/4"
15	G11087	1	Hex Nut, 3/4"-10
16	G11553	3	Hex Head Cap Screw, 5/16"-18 x 3"

(IP1035a)



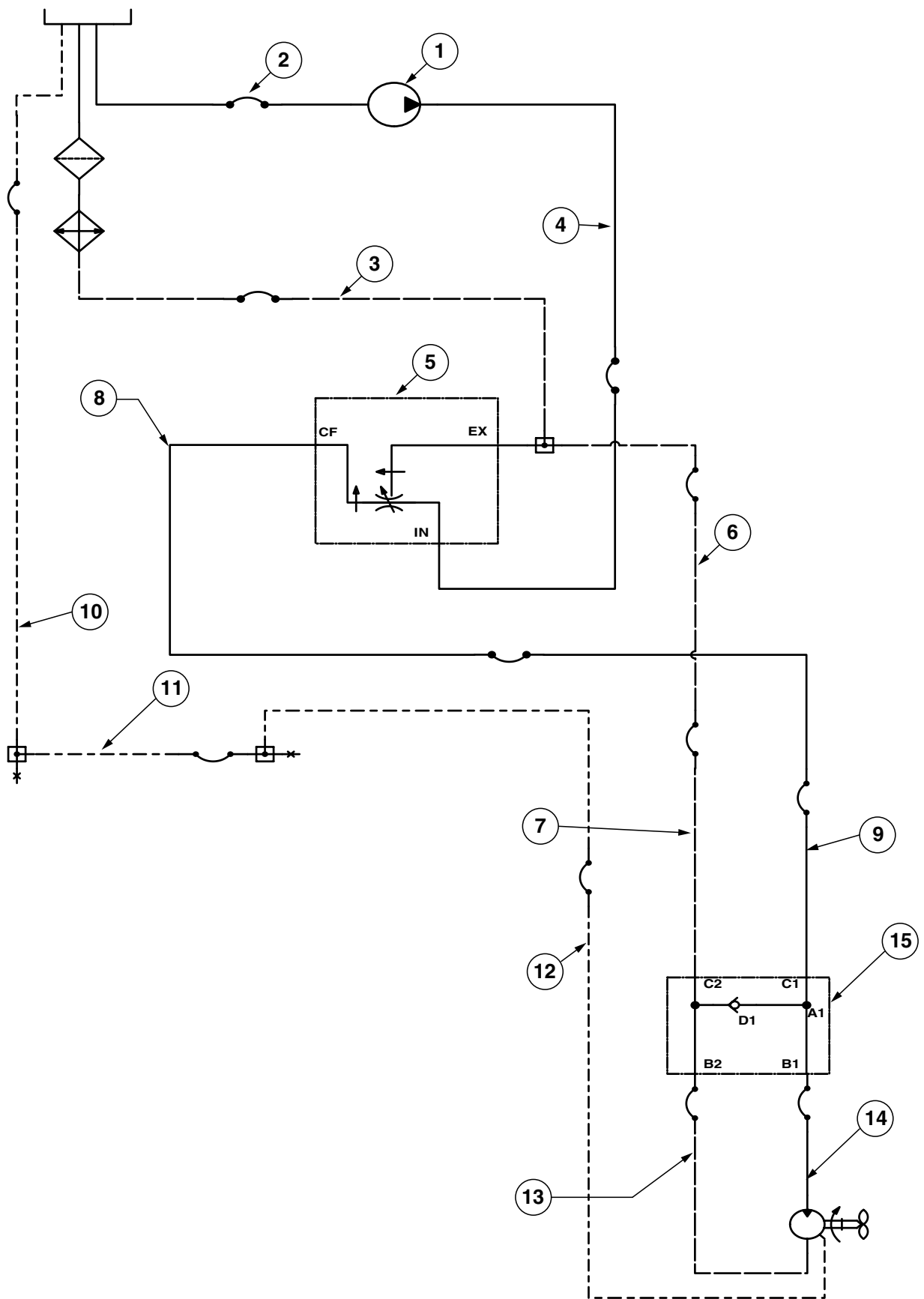
ITEM	PART NO.	QTY. (Per Assy.)	DESCRIPTION
1	GA5853	1	Depth Band
2	GD0746	1	Disc Blade, Solid, 16" (Shown)
	GD10283	-	Disc Blade, Notched, 16" (Optional)
3	G10019	4	Hex Head Cap Screw, 5/16"-18 x 1"
	G10109	4	Lock Nut, 5/16"-18, Grade 8
4	GA0167	1	Hub W/Cups, 4 Bolt (Includes Items 6 and 17)
5	G11391	1	Flat Washer, 5/8" SAE
6	GR0151	1	Outer Cup
7	GD21540	1	Grease Seal
8	G10110	2	Lock Nut, 1/4"-20, Grade B
9	GA0257	1	Bearing
10	G11418	2	Hex Socket Head Cap Screw, 1/4"-20 x 1 1/2"
11	GB0554	2	Hub Shield
12	GD2597	1	Retainer
13	GD0840	1	Dust Cap
14	G10722	4	Hex Head Cap Screw, 1/2"-20 x 1"
	G10228	4	Lock Washer, 1/2"
15	G10544	1	Cotter Pin, 5/32" x 1"
16	G10725	1	Slotted Hex Nut, 5/8"-18
17	GR0150	1	Inner Cup
18	GA0245	1	Bearing
19	GA15151	1	Spindle
20	G10844	1	Carriage Bolt, 1/2"-13 x 3 1/2"
	G10168	1	Machine Bushing, 1/2", 7 Gauge
	G10228	1	Lock Washer, 1/2"
	G10102	1	Hex Nut, 1/2"-13
21	G10045	1	Hex Head Cap Screw, 1/2"-13 x 4 1/2"
	G10168	2	Machine Bushing, 1/2", 7 Gauge
	G10228	2	Lock Washer, 1/2"
	G10102	2	Hex Nut, 1/2"-13
A	GA13719	-	Hub And Spindle Assembly, (Items 4-7, 9, and 12-19)



ITEM	PART NO.	QTY.	DESCRIPTION
1	*A25703-115	1	Hose Assembly, 1/2 AR X 115 (1/2M NPTF W/TIP -08F)
2	*A21534-114	1	Hose Assembly, 5/8 AR X 114 (1/2M NPTF W/SP TIP -10F)
3	*A25695-115	1	Hose Assembly, 3/8 AR X 115 (1/2M NPTF W/SP TIP - 06F)
4	*A25704-242	1	Hose Assembly, 1/2 AR X 242 (08F - 08M)
5	*A21536-242	1	Hose Assembly, 5/8 AR X 242 (10F - 10M)
6	*A25691-287	1	Hose Assembly, 3/8 AR X 287 (06F - 06F)
7	*A18630-215	1	Hose Assembly, 1/2 AR X 215 (08F - 08F)
8	*A11481-217	1	Hose Assembly, 5/8 AR X 217 (10F - 10F)
9	*A25691-148	1	Hose Assembly, 3/8 AR X 148 (06F - 06F)
10	GA25462	1	Anti- Cavitation Check Assembly
11	*A15096-16	1	Hose Assembly, 3/8 X 16 (06F - 06F90S)
12	*A15056	1	Hose Assembly, 3/8 X 40 (06F - 06F)
13	*A18671-16	1	Hose Assembly, 1/2 X 16 (08F - 08F90S)

* Hydraulic hose is not stocked by Kinze Repair Parts.

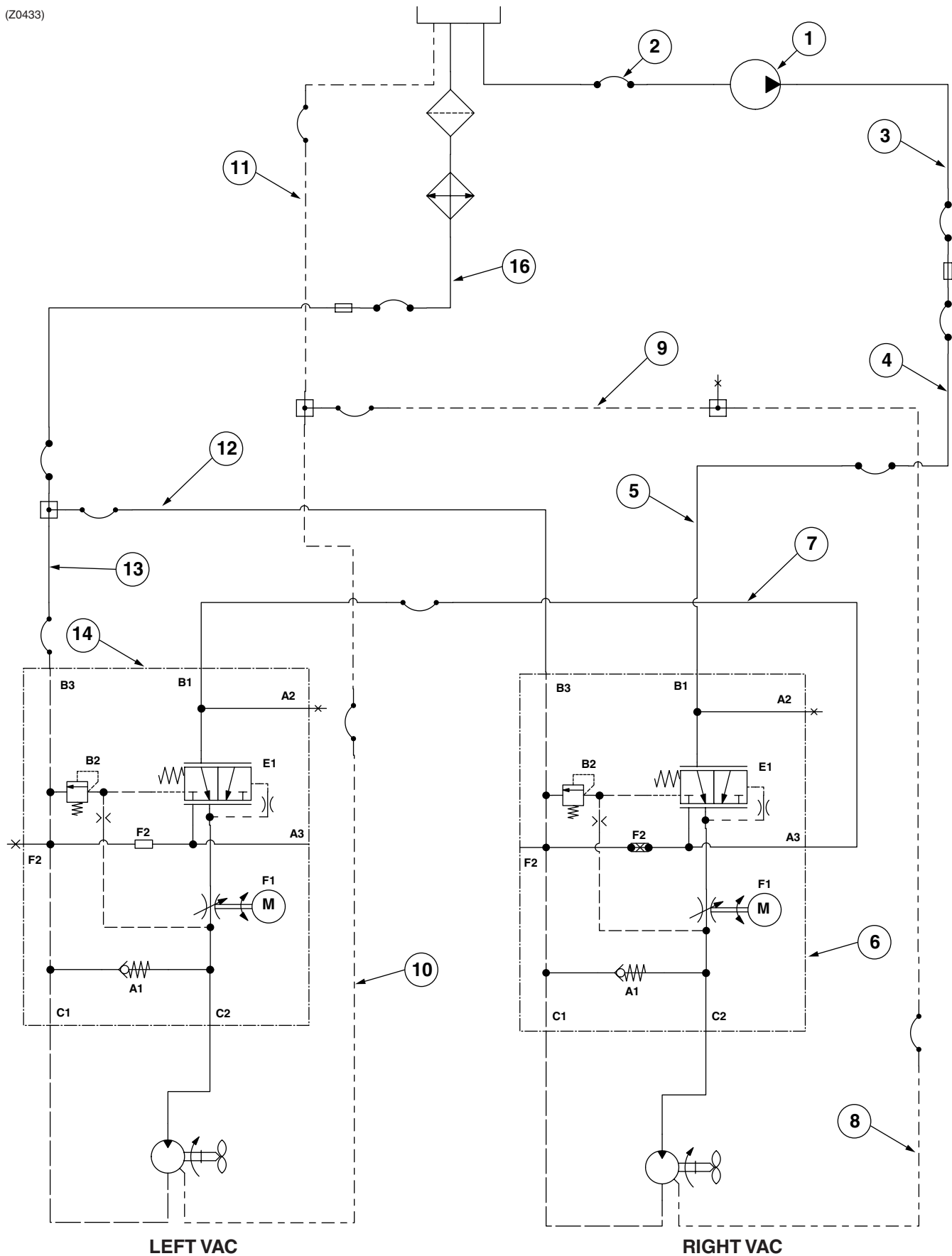
(Z0432)



ITEM	PART NO.	QTY.	DESCRIPTION
1	GA14446	1	Pump
2	*A11810-102	1	Hose Assembly, 1-1/4" x 102" (20F-20F), Corrugated
3	*A11482-30	1	Hose Assembly, 5/8 AR X 30 (10F - 12F)
4	*A18678-120	1	Hose Assembly, 1/2 X 120 (08F - 12F)
5	GA10918	1	Flow Control Valve
6	*A21536-242	1	Hose Assembly, 5/8 AR X 242 (10F - 10M)
7	*A11481-217	1	Hose Assembly, 5/8 AR X 217 (10F - 10F)
8	*A25704-242	1	Hose Assembly, 1/2 AR X 242 (08F - 08M)
9	*A18630-215	1	Hose Assembly, 1/2 AR X 215 (08F - 08F)
10	*A25691-287	1	Hose Assembly, 3/8 AR X 287 (06F - 06F)
11	*A25691-148	1	Hose Assembly, 3/8 AR X 148 (06F - 06F)
12	*A15056	1	Hose Assembly, 3/8 X 40 (06F - 06F)
13	*A18671-16	1	Hose Assembly, 1/2 X 16 (08F - 08F90S)
14	*A15096-16	1	Hose Assembly, 3/8 X 16 (06F - 06F90S)
15	GA25462	1	Anti- Cavitation Check Assembly

* Hydraulic hose is not stocked by Kinze Repair Parts.

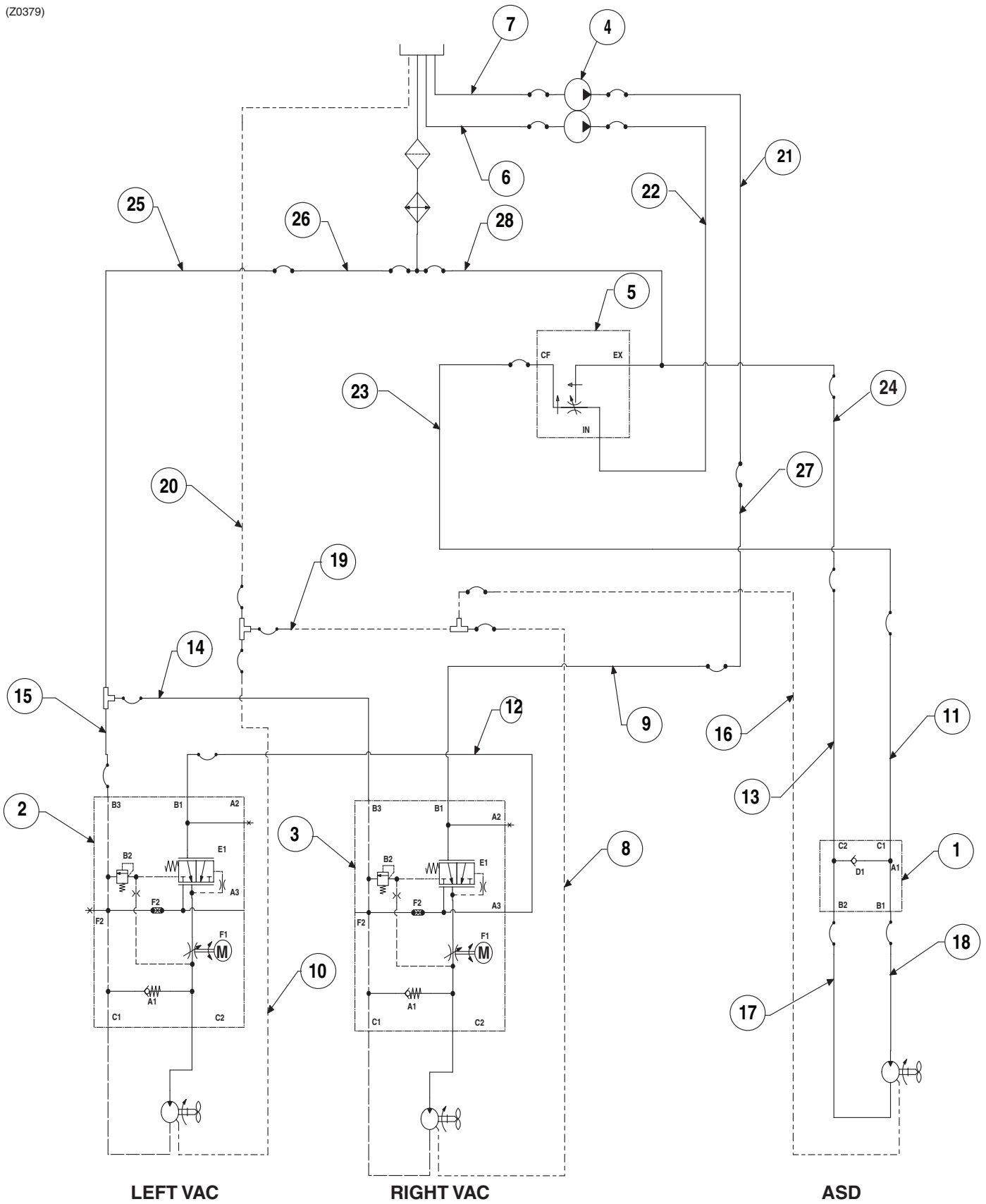
(Z0433)



ITEM	PART NO.	QTY.	DESCRIPTION
1	GA14446	1	Pump
2	*A11810-102	1	Hose Assembly, 1-1/4" x 102" (20F-20F), Corrugated
3	*A18678-120	1	Hose Assembly, 1/2 X 120 (08F - 12F)
4	*A18630-240	1	Hose Assembly, 1/2 AR X 240 (08F - 08F)
5	*A25704-128	1	Hose Assembly, 1/2 AR X 128 (08F - 08M)
6	GA25431	1	Block Fan Assembly
7	*A18686-482	1	Hose Assembly, 1/2 AR X 482 (08F - 08F90S)
8	*A25691-248	1	Hose Assembly, 3/8 AR X 248 (06F - 06F)
9	*A25691-148	1	Hose Assembly, 3/8 AR X 148 (06F - 06F)
10	*A25691-98	1	Hose Assembly, 3/8 AR X 98 (06F - 06F)
11	*A25691-287	1	Hose Assembly, 3/8 AR X 287 (06F - 06F)
12	8A218629-88	1	Hose Assembly, 1/2 AR X 88 (10F - 10F)
13	*A18629-390	1	Hose Assembly, 1/2 AR X 390 (10F - 10F)
14	GA26095	1	Block Fan Assembly
15	*A11481-284	1	Hose Assembly, 5/8 AR X 284 (10F - 10F)
16	*A11482-30	1	Hose Assembly, 5/8 AR X 30 (10F - 12F)

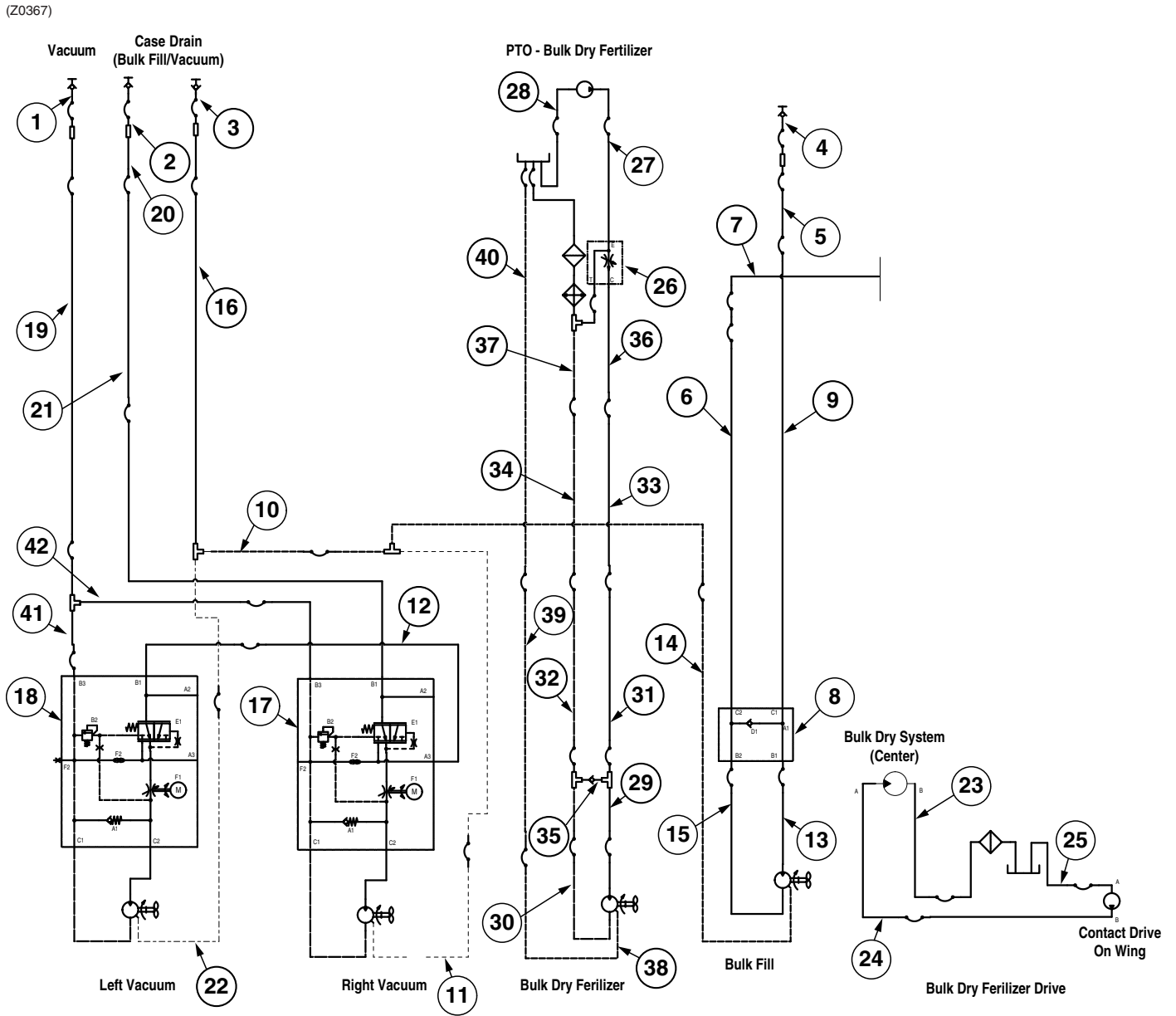
* Hydraulic hose is not stocked by Kinze Repair Parts.

(Z0379)



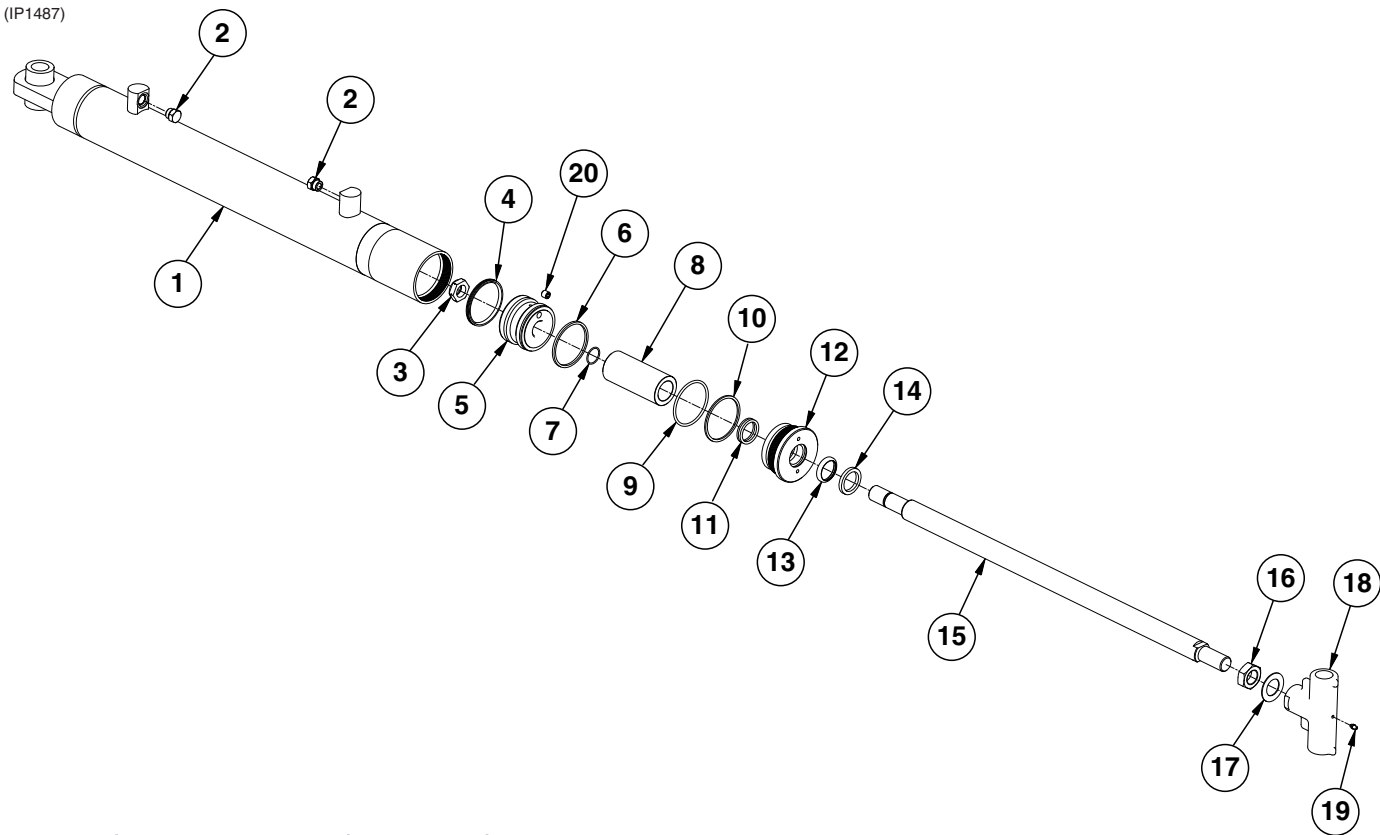
ITEM	PART NO.	QTY.	DESCRIPTION
1	GA25462	1	Anti- Cavitation Check Assembly
2	GA26095	1	Block Fan Assembly
3	GA25431	1	Block Fan Assembly
4	GA17797	1	Pump
5	GA10918	1	Flow Control Valve
6	*A11810-102	1	Hose Assembly, 1-1/4" x 102" (20F-20F), Corrugated
7	*A11810-102	1	Hose Assembly, 1-1/4" x 102" (20F-20F), Corrugated
8	*A15081-248	1	Hose Assembly, 3/8 X 248 (06F - 06F)
9	*A18670-128	1	Hose Assembly, 1/2 X 128 (08F - 08M)
10	*A25691-98	1	Hose Assembly, 3/8 AR X 98 (06F - 06F)
11	*A18630-215	1	Hose Assembly, 1/2 AR X 215 (08F - 08F)
12	*A18671-482	1	Hose Assembly, 1/2 X 482 (08F - 08F90S)
13	*A11481-217	1	Hose Assembly, 5/8 AR X 217 (10F - 10F)
14	*A18629-88	1	Hose Assembly, 1/2 AR X 88 (10F - 10F)
15	*A18666-390	1	Hose Assembly, 1/2 X 390 (10F - 10F)
16	*A15056	1	Hose Assembly, 3/8 X 40 (06F - 06F)
17	*A18671-16	1	Hose Assembly, 1/2 X 16 (08F - 08F90S)
18	*A15096-16	1	Hose Assembly, 3/8 X 16 (06F - 06F90S)
19	*A25691-148	1	Hose Assembly, 3/8 AR X 148 (06F - 06F)
20	*A25691-287	1	Hose Assembly, 3/8 AR X 287 (06F - 06F)
21	*A18678-102	1	Hose Assembly, 1/2 X 102 (08F - 12F)
22	*A18678-120	1	Hose Assembly, 1/2 X 120 (08F - 12F)
23	*A25704-242	1	Hose Assembly, 1/2 AR X 242 (08F - 08M)
24	*A21536-242	1	Hose Assembly, 5/8 AR X 242 (10F - 10M)
25	*A21536-242	1	Hose Assembly, 5/8 AR X 242 (10F - 10M)
26	*A21530-296	1	Hose Assembly, 5/8 X 296 (10F - 10F)
27	*A21525-12	1	Hose Assembly, 5/8 X 12 (10F - 10M)
28	*A18630-240	1	Hose Assembly, 1/2 AR X 240 (08F - 08F)

* Hydraulic hose is not stocked by Kinze Repair Parts.



ITEM	PART NO.	QTY.	DESCRIPTION
1	*A21526-114	-	Hose Assembly, 5/8" x 114" (1/2 Male NPTF W/Tip-10F)
2	*A25703-115	-	Hose Assembly, 1/2" AR x 115" (1/2M NPTF W/Tip-08F)
3	*A25695-115	-	Hose Assembly, 3/8" AR x 115" (1/2M NPTF W/SP Tip-06F)
4	*A18673-115	-	Hose Assembly, 1/2" x 115" (1/2M NPTF W/Tip-08F)
5	*A25704-242	-	Hose Assembly, 1/2" AR x 242" (08F-08M)
6	*A11481-217	-	Hose Assembly, 5/8" AR x 217" (10F-10F)
7	*A21536-242	-	Hose Assembly, 5/8" AR x 242" (10F-10M)
8	---	-	See "Anti-Cavity Check Valve" on page P149
9	*A18630-215	-	Hose Assembly, 1/2" AR x 215" (08F-08F)
10	*A25691-148	-	Hose Assembly, 3/8" AR x 148" (06F-06F)
11	*A15081-248	-	Hose Assembly, 3/8" x 248" (06F-06F)
12	*A18671-482	-	Hose Assembly, 1/2" x 482" (08F-08F90S)
13	*A15096-16	-	Hose Assembly, 3/8" x 16" (06F-06F Short 90)
14	*A15056	-	Hose Assembly, 3/8" x 40" (06F-06F)
15	*A18671-16	-	Hose Assembly, 1/2" x 16" (08F-08F90S)
16	*A25691-287	-	Hose Assembly, 3/8" AR x 287" (06F-06F)
17	---	-	See "Hydraulic Valve Block on Vacuum Motor" on page P150
18	---	-	See "Hydraulic Valve Block on Vacuum Motor" on page P150
19	*A21530-296	-	Hose Assembly, 5/8" x 296" (10F-10F)
20	*A12776	-	Hose Assembly, 1/2" x 252" (08F-08F)
21	*A18670-128	-	Hose Assembly, 1/2" x 128" (08F-08M)
22	*A3290	-	Hose Assembly, 3/8" x 98"
23	*A18674-415	-	Hose Assembly, 1/2" AR x 415" (08F-08F L90)
24	*A12701	-	Hose Assembly, 1/2" x 438"
25	*A18674-36	-	Hose Assembly, 1/2" AR x 36" (08F-08F L90)
26	A25352	-	Flow Control Valve
27	*A3387	-	Hose Assembly, 3/4" x 100"
28	*A11810-102	-	Hose Assembly, 1 1/4"-102 (20F-20F), Corrugated
29	*A21533-13.5	-	Hose Assembly, 3/4" x 13 1/2" (12F-12F)
30	*A21533-13.5	-	Hose Assembly, 3/4" x 13 1/2" (12F-12F)
31	*A21533-26	-	Hose Assembly, 3/4" x 26" (12F-12F)
32	*A21533-30	-	Hose Assembly, 3/4" x 30" (12F-12F)
33	*A12935-309	-	Hose Assembly, 3/4" x 309" (12F-12M)
34	*A12935-309	-	Hose Assembly, 3/4" x 309" (12F-12M)
35	A25636	-	In-Line Check Valve
36	*A12935-250	-	Hose Assembly, 3/4" x 250" (12F-12M)
37	*A12935-262	-	Hose Assembly, 3/4" x 262" (12F-12M)
38	*A15080-38	-	Hose Assembly, 3/8" x 38" (06F-06M)
39	*A15081-310	-	Hose Assembly, 3/8" x 310" (06F-06F)
40	*A15079-256	-	Hose Assembly, 3/8" x 256" (06F ST90-06M)
41	*A18666-390	-	Hose Assembly, 1/2" x 390" (10F-10F)
42	*A18667-88	-	Hose Assembly, 1/2" x 88" (08F-08F)

* Hydraulic hose is not stocked by Kinze Repair Parts.

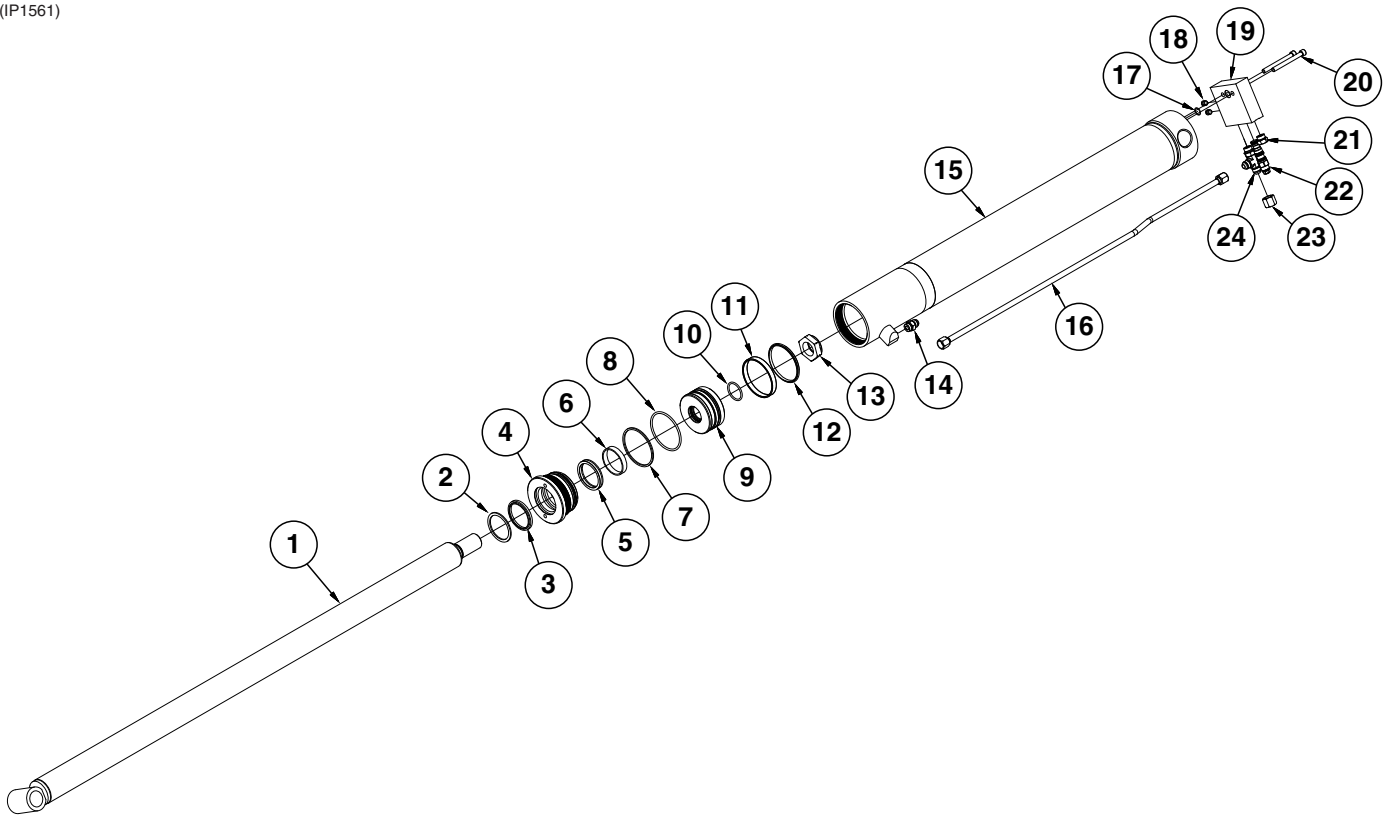


ITEM	PART NO.	QTY.	DESCRIPTION
1	GA18862	1	Barrel (Non-Stock Item)
2	G6408-08	2	Plug W/O-Ring, 3/4"-16 O-Ring
	GR1037	-	O-Ring
3	G10948	1	Lock Nut, 1 1/8"-12
4	*D12280	1	T-Seal
5	GD26966	1	Piston, 3 1/2"
6	*D12088	1	Piston Ring, 3 1/2"
7	*D12245	1	O-Ring, #122
8	GD2745-28	1	Sleeve, 2 1/4" O.D. x 5.19"
9	*D12231	1	O-Ring, #338
10	*D12232	1	BU Ring
11	*D12252	1	U-Cup
12	GD12548	1	Gland
13	*D12206	1	Wiper, 1 1/2"
14	*D12103	1	Cast Iron Ring
15	GD27068	1	Rod
16	G11433	1	Hex Jam Nut, 1 1/8"-12 Grade 2
17	GD27067	1	Locking Device
18	GD27066	1	Sleeve
19	G10640	1	Grease Fitting, 1/4"-28
20	GD11580	1	Flow Restrictor Orifice, 1/2"-20
A	GA18861	-	Cylinder Complete, 3 1/2" x 20 3/4" (Part Number Stamped on Barrel)
B	GR1532	1	Seal Kit, Includes: (1)Wiper, (2)O-Rings, (1)U-Cup, (1) BU Ring, (1)Cast Iron Ring, (1)T-Seal

*Item is part of seal kit, item can not be purchased individually.

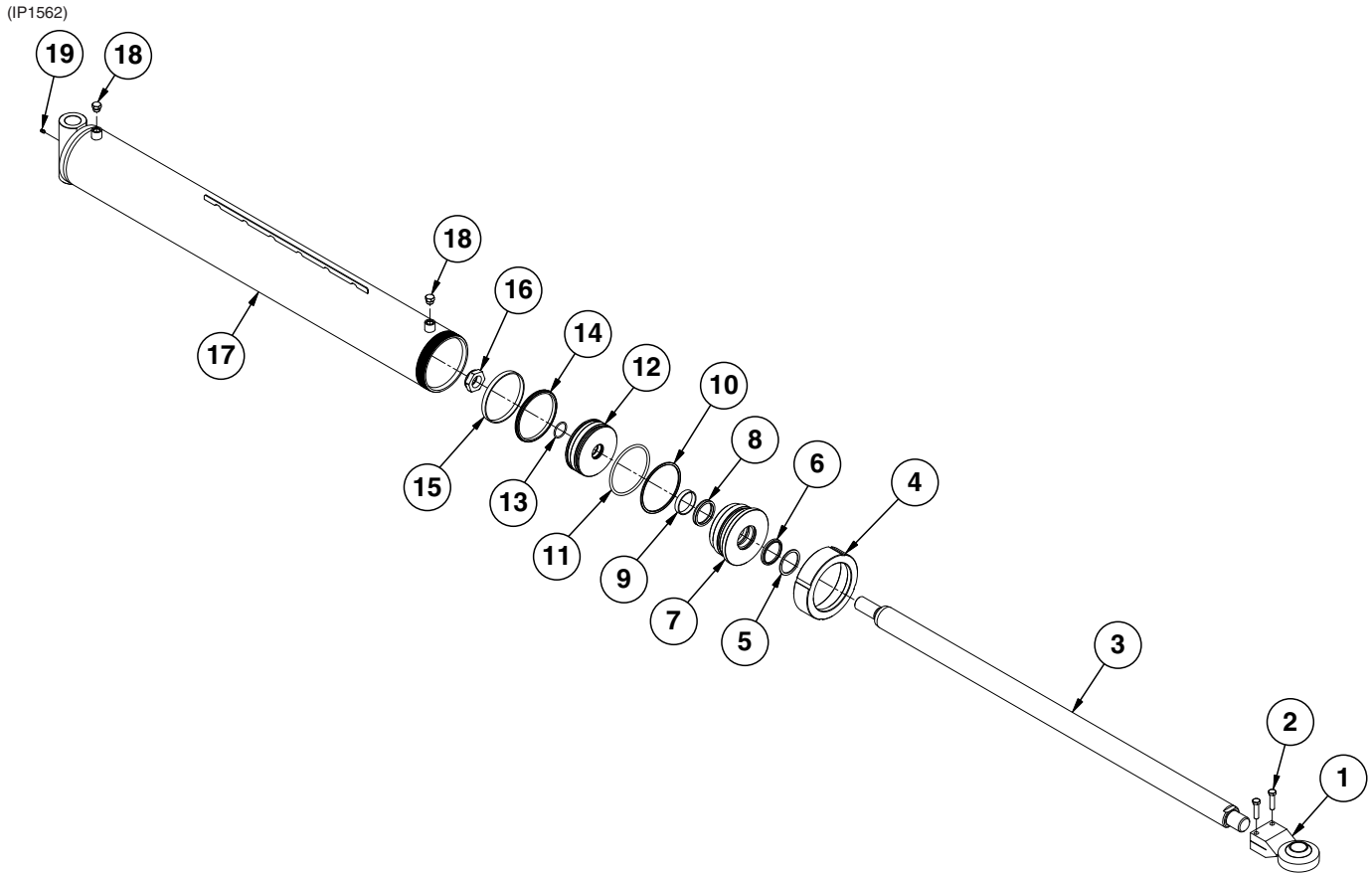
This page left blank intentionally.

(IP1561)



ITEM	PART NO.	QTY.	DESCRIPTION
1	GA24862	1	Rod
2	*D12121	1	Ring
3	*D12263	1	Wiper
4	GD30273	1	Head Gland
5	*D12264	1	U-Cup
6	*D12137	1	Wear Ring
7	*D12222	1	Back-Up Ring, No. 342
8	*D12221	1	O-Ring, No. 342
9	GD30274	1	Piston
10	*D30432	1	O-Ring, No. 223
11	*D12120	1	WEAR RING, 4" NYLON
12	*D12281	1	Seal
13	GD27238	1	Nylon Lock Nut, 1½"-12, Grade 8
14	G6400-08 GR1037	1	Connector W/O-Ring, ¾"-16 Male JIC To O-Ring O-Ring
15	GA24863	1	Barrel (Non-Stock Item)
16	GA24865	1	Steel Hydraulic Line
17	*D12239	1	O-Ring, No. 016
18	GD34751	2	Plug
19	GD34750	1	Manifold Block
20	G11947	2	Hex Socket Head Cap Screw, ⅜"-16 x 2"
21	G6408-08 GR1037	1 -	Plug W/O-Ring, ¾"-16 O-Ring O-Ring
22	GA8882	1	Counter Balance Valve
23	G304-C-8	1	Cap Nut, ¾"-16
24	G6804-08	1	Adjustable Tee, ¾"-16 Male JIC To O-Ring
A	GA24861	-	Cylinder Complete <i>(Part Number Stamped on Barrel)</i>
B	GR2231	-	Seal Kit, Includes: (2) Wear Rings, (3) O-Rings, (1) Wiper Rod, (1) U-Cup, (1) Seal, (1) Back-Up Ring, (1) Lathe Cut Ring
C	GR1517	-	Seal Kit For Counter Balance Valve, Includes: (3) O-Rings, (3) BU Rings

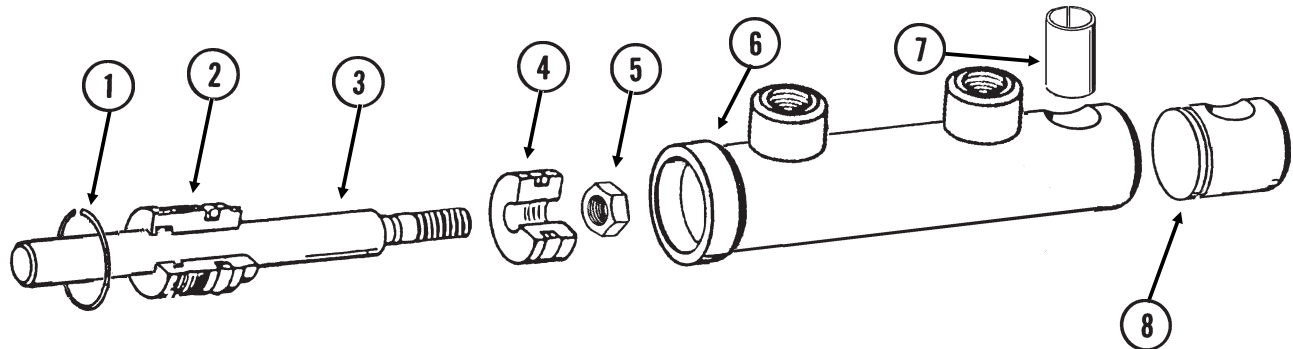
*Item is part of seal kit, item can not be purchased individually.



ITEM	PART NO.	QTY.	DESCRIPTION
1	GA24834	1	Adjustable Ball Joint
2	G10016	2	Hex Head Cap Screw, 1/2"-13 x 2"
3	GD34717	1	Rod
4	GD23382	1	Threaded Cap
5	GD12121	1	Ring
6	*D12263	1	Wiper
7	GD23450	1	Head Gland
8	*D12264	1	U-Cup
9	*D12137	1	Wear Ring
10	*D23390	1	BU Ring
11	*D23389	1	O-Ring, No. 433
12	GD34630	1	Piston
13	*D30432	1	O-Ring, No. 223
14	*A24781	1	Piston Seal
15	*D23387	1	Wear Ring
16	GD27238	1	Nylon Lock Nut, 1 1/2"-12, Grade 8
17	GA24799	1	Barrel (Non-Stock Item)
18	G6408-08 GR1037	2	Plug W/O-Ring, 3/4"-16 O-Ring O-Ring
19	G10640	1	Grease Fitting, 1/4"-28
A	GA24769	-	Cylinder Complete, 6" x 65" <i>(Part Number Stamped on Barrel)</i>
B	GR2338	-	Seal Kit, Includes: (2) Wear Rings, (1) Wiper Rod, (1) U-Cup Seal, (2) O-Rings, (1) Back-Up Ring, (1) Piston Seal

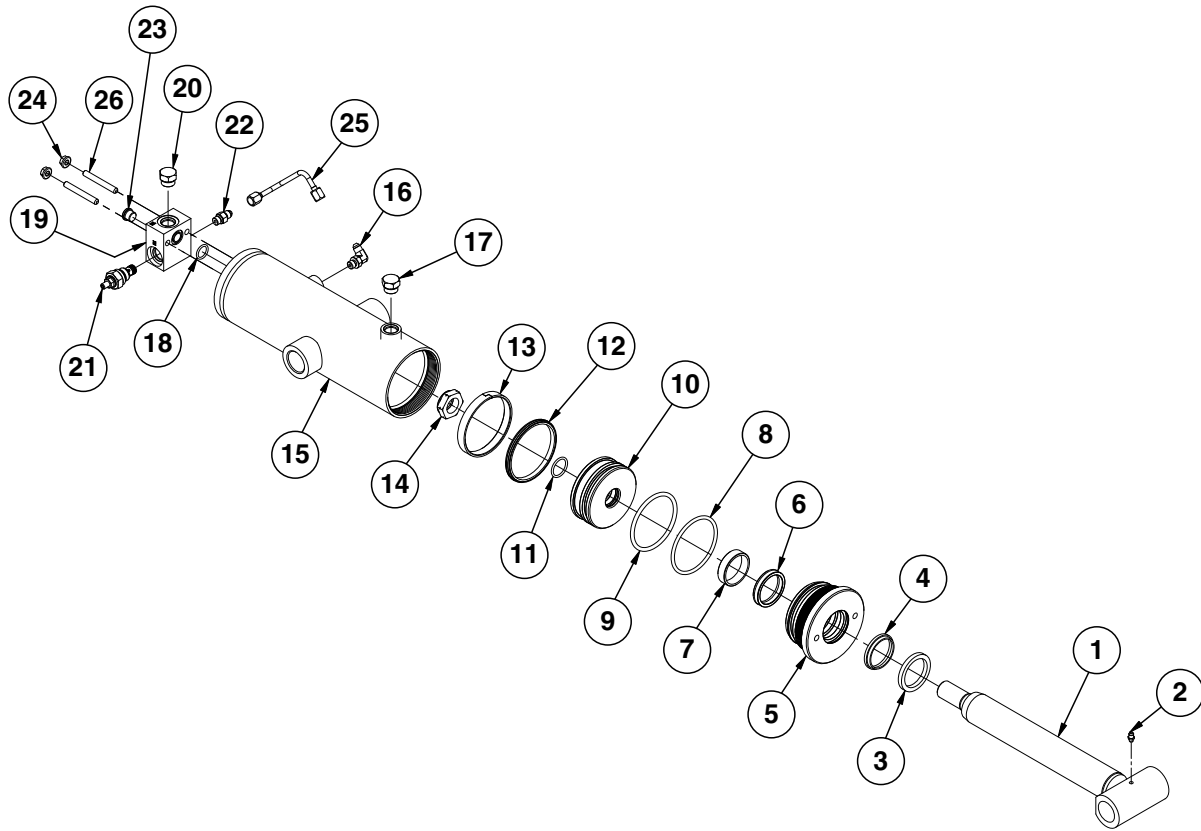
*Item is part of seal kit, item can not be purchased individually.

CYL035(CYL9d)



ITEM	PART NO.	QTY.	DESCRIPTION
1	G10770	1	Internal Retaining Ring, 1 ¹ / ₁₆ "
2	GD13170	1	Gland
3	GD13171	1	Rod
4	GD13172	1	Piston
5	GD27232	1	Nylon Lock Nut, 1/2"-20, Grade 8
6	D13169	1	Barrel (Non-Stock Item)
7	GD13400	1	Tension Bushing, 1" x 2" Long
8	GD13173	1	End Cap
A	GA9205	-	Cylinder Complete, 1 ¹ / ₂ " x 2 ¹ / ₂ " (Part Number Stamped On Barrel)
B	GR1598	-	Seal Kit, Includes: (3) O-Rings, (2) BU Rings, (1) Wiper, (1) T-Seal, (1) Bronze Bushing, (1) Seal, (1) U-Cup

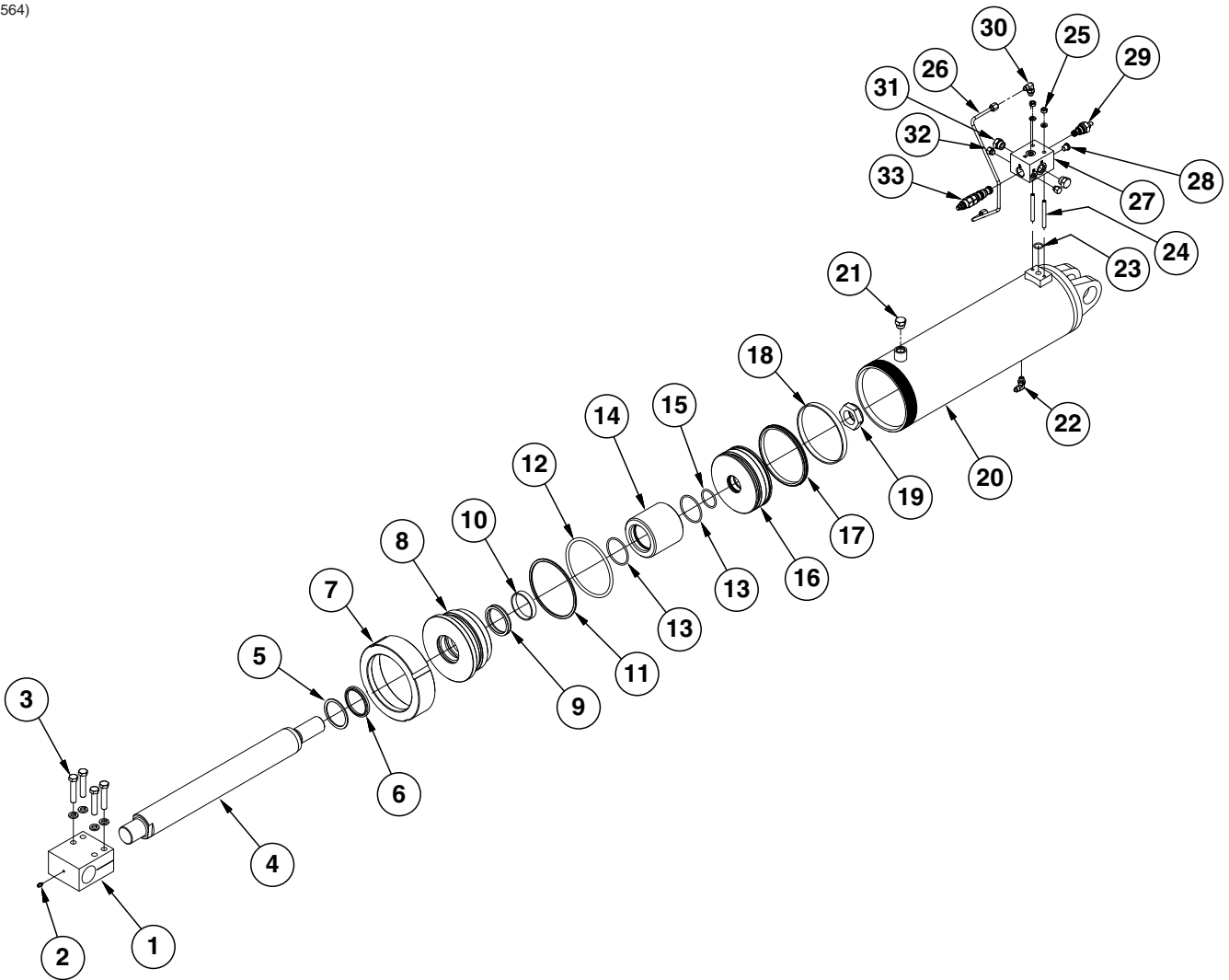
(IP1560)



ITEM	PART NO.	QTY.	DESCRIPTION
1	GA25222	1	Rod
2	G10640	1	Grease Fitting, ¼"-28
3	GD12104	1	Ring, 1¾"
4	*D12200	1	Wiper, 1¾"
5	GD34653	1	Head Gland
6	*D12253	1	U-Cup
7	*D12134	1	Wear Ring
8	*D12271	1	BU Ring
9	*D12270	1	O-Ring, No. 340
10	GD34646	1	Piston
11	*D29649	1	O-Ring, No. 215
12	*A24796	1	Piston Seal
13	*D34654	1	Wear Ring
14	GD27235	1	Nylon Lock Nut, 1"-14, Grade 8
15	GA25223	1	Barrel (Non-Stock Item)
16	G6801-04-04	1	90° Adjustable Elbow, 7/16"-20
17	G6408-08 GR1037	1	Plug W/O-Ring, ¾"-16 O-Ring O-Ring
18	*D12274	1	O-Ring
19	GD35210	1	Manifold Block
20	G6408-08 GR1037	1 -	Plug W/O-Ring, ¾"-16 O-Ring O-Ring
21	GD33361	1	Direct Acting Inverse Relief
22	G6400-04 GR1465	1 -	Connector W/O-Ring, 7/16"-20 Male JIC To O-Ring O-Ring
23	G6408-H06-O GR1045	1 -	Hex Socket Head Plug W/O-Ring, 9/16"-18 O-Ring O-Ring
24	G10232	2	Lock Washer, 5/16"
25	GA25225	1	Steel Hydraulic Line
26	G11954	2	Hex Head Cap Screw, 5/16"-18 x 1¾", Grade 8
A	GA25221	-	Cylinder Complete, 3¾" x 8.675" <i>(Part Number Stamped On Barrel)</i>
B	GR2337	-	Seal Kit, Includes: (3) O-Rings, (1) Back-Up Ring, (1) Wiper Rod, (1) U-Cup, (2) Wear Ring, (1) Piston Seal

*Item is part of seal kit, item can not be purchased individually.

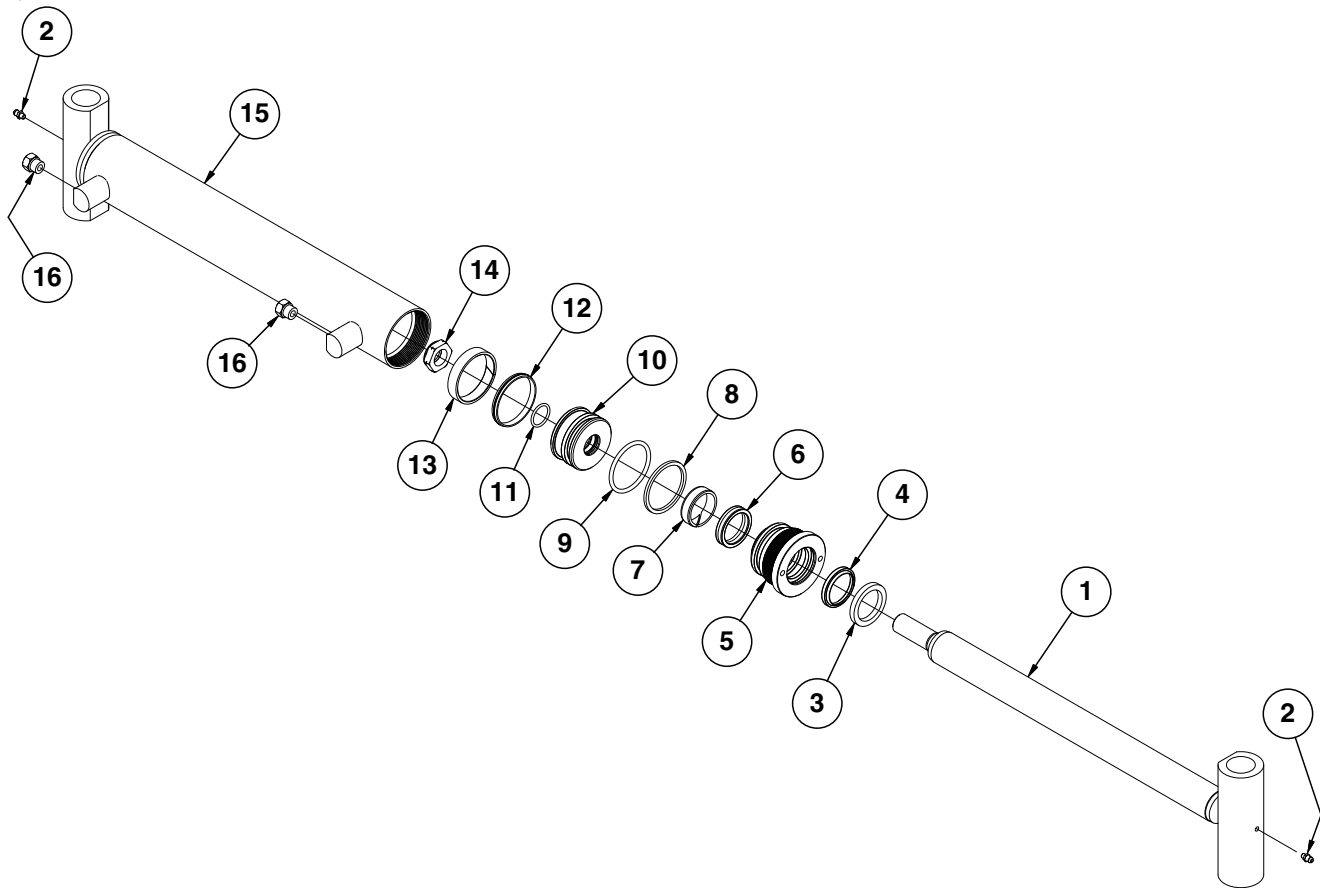
(IP1564)



ITEM	PART NO.	QTY.	DESCRIPTION
1	GD34632	1	Rod End
2	G10640	1	Grease Fitting, 1/4"-28
3	G10053	4	Hex Head Cap Screw, 1/2"-13 x 2 1/2"
	G10228	4	Lock Washer, 1/2"
4	GD34631	1	Rod
5	GD12121	1	Ring
6	*D12263	1	Wiper
7	GD23382	1	Threaded Cap
8	GD23450	1	Head Gland
9	*D12264	1	U-Cup
10	*D12137	1	Wear Ring
11	*D23390	1	BU Ring
12	*D23389	1	O-Ring, No. 433
13	*D34639	2	O-Ring (Chemical Resistant)
14	GD34638	1	Spacer, 3/4"
15	*D30432	1	O-Ring, No. 223
16	GD34630	1	Piston
17	*A24781	1	Piston Seal
18	*D23387	1	Wear Ring
19	GD27238	1	Nylon Lock Nut, 1 1/2"-12, Grade 8
20	GA24777	1	Barrel (Non-Stock Item)
21	G6408-08 GR1037	1	Plug W/O-Ring, 3/4"-16 O-Ring O-Ring
22	G6801-04-04	1	90° Adjustable Elbow, 7/16"-20
23	*D12274	1	O-Ring
24	G11952	2	Hex Head Set Screw, 5/16"-18 x 2 1/2", Grade 5
25	G10106	2	Hex Nut, 5/16"-18
	G10232	2	Lock Washer, 5/16"
26	GA24780	1	Steel Hydraulic Line, 1/4"
27	GD34633	1	Manifold Block
28	G6408-H04-0	1	Hex Socket Head Plug, 7/16"-20
29	GD33361	1	Direct Acting Inverse Relief
30	G6801-04-04	1	90° Adjustable Elbow, 7/16"-20
31	G6408-08 GR1037	2 -	Plug W/O-Ring, 3/4"-16 O-Ring O-Ring
32	G6408-04 GR1465	2 -	Plug W/O-Ring, 7/16"-20 O-Ring O-Ring
33	GA20697	1	Counterbalance Valve
A	GA24767	-	Cylinder Complete, 6" x 12" <i>(Part Number Stamped On Barrel)</i>
B	GR2340	-	Seal Kit, Includes: (1) Wiper Rod, (1) U-Cup, (2) Wear Ring, (4) O-Rings, (1) Back-Up Ring, (1) Piston Seal

*Item is part of seal kit, item can not be purchased individually.

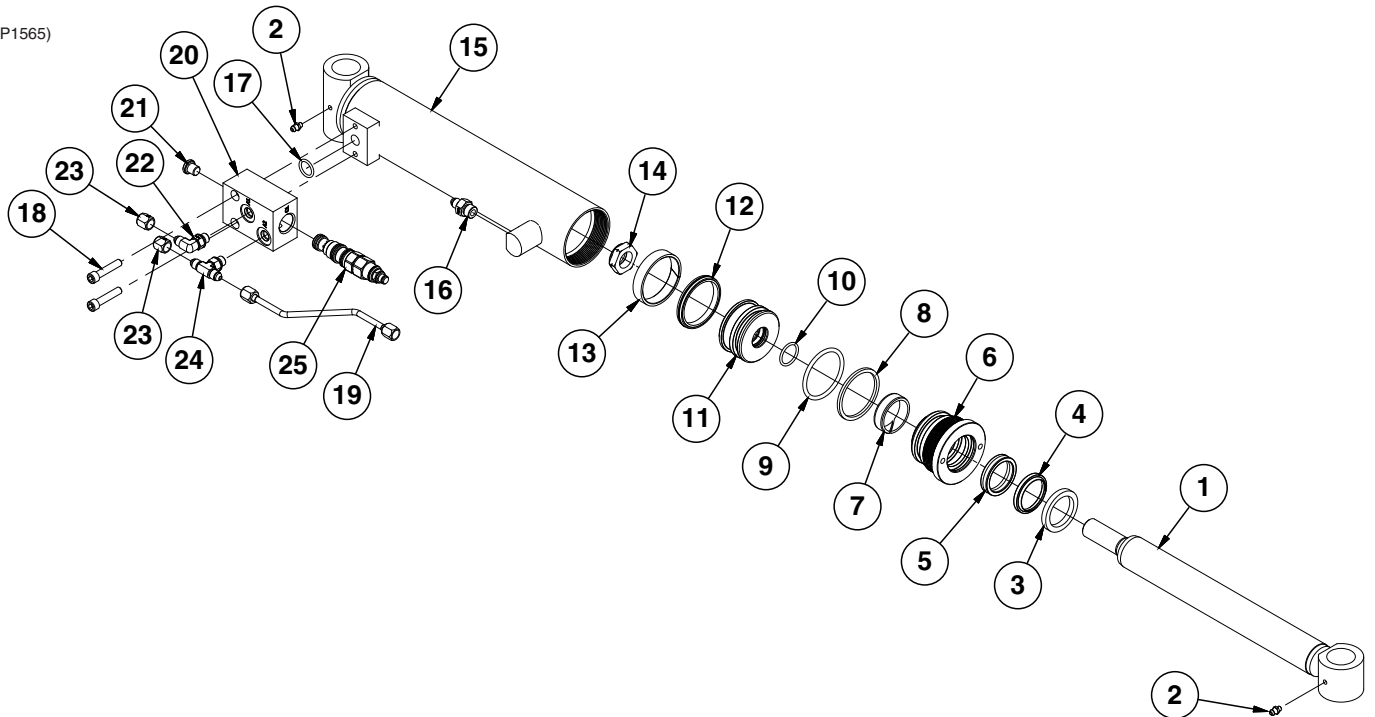
(IP1563)



ITEM	PART NO.	QTY.	DESCRIPTION
1	GA24838	1	Rod
2	G10640	2	Grease Fitting, 1/4"-28
3	GD12103	1	Ring
4	*D12206	1	Wiper, 1 1/2"
5	GD32048	1	Head Gland
6	*D12252	1	U-Cup
7	*D23424	1	Wear Ring
8	*D12213	1	Back-Up Ring, No. 330
9	*D12212	1	O-Ring, No. 330
10	GD31611	1	Piston
11	*D30399	1	O-Ring, No. 119
12	*A24473	1	Seal
13	*D12055	1	Nylon Wear Ring
14	GD27234	1	Nylon Lock Nut, 7/8"-14, Grade 8
15	GA24836	1	Barrel (Non-Stock Item)
16	G6408-06	2	Plug W/O-Ring, 9/16"-18 O-Ring
	GR1045	-	O-Ring
A	GA24770	-	Cylinder Complete, 2 1/2" x 14" <i>(Part Number Stamped On Barrel)</i>
B	GR2250	-	Seal Kit, Includes: (2) Wear Rings, (2) O-Rings, (1) U-Cup, (1) Wiper Rod, (1) Back-Up Ring, (1) Piston Seal

*Item is part of seal kit, item can not be purchased individually.

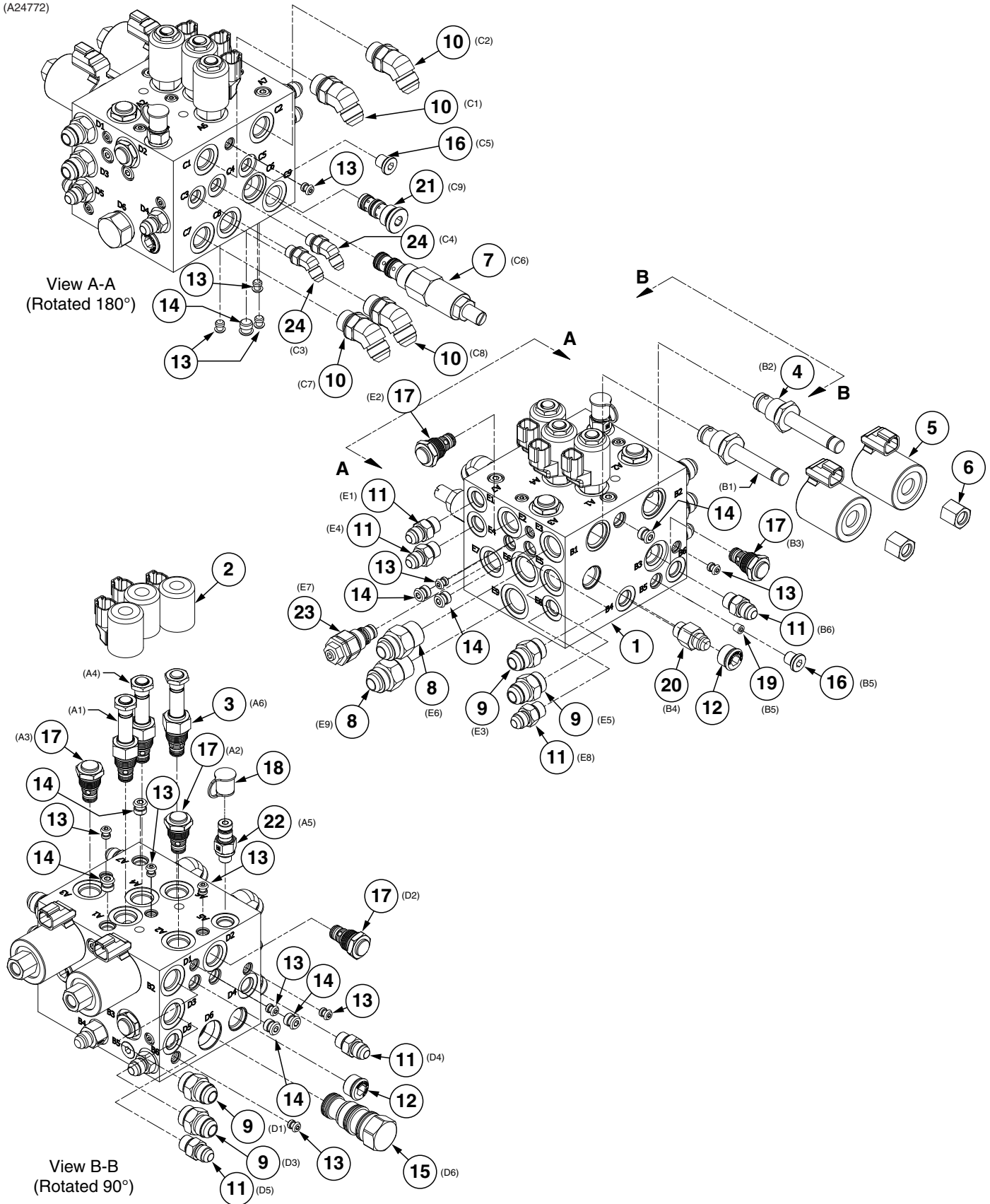
(IP1565)



ITEM	PART NO.	QTY.	DESCRIPTION
1	GA25004	1	Rod
2	G10640	2	Grease Fitting, 1/4"-28
3	GD12103	1	Ring
4	*D12206	1	Wiper, 1 1/2"
5	*D12252	1	U-Cup
6	GD32048	1	Head Gland
7	*D23424	1	Wear Ring
8	*D12213	1	Back-Up Ring, No. 330
9	*D12212	1	O-Ring, No. 330
10	*D30399	1	O-Ring, No. 119
11	GD31611	1	Piston
12	*A24473	1	Seal
13	*D12055	1	Nylon Wear Ring
14	GD27234	1	Nylon Lock Nut, 7/8"-14, Grade 8
15	GA25003	1	Barrell (Non-Stock Item)
16	G6400-04-06	1	Connector W/O-Ring, 7/16"-20 Male JIC to 9/16"-18 O-Ring
17	*D12274	1	O-Ring
18	G11021	2	Hex Socket Head Cap Screw, 5/16"-18 x 1 1/2"
19	GA25001	1	Steel Hydraulic Line
20	GD34951	1	Manifold Block
21	G6408-H04-0	1	Hex Socket Head Plug, 7/16"-20
22	G6801-04-04	1	90° Adjustable Elbow, 7/16"-20
23	G304-C-04	2	Cap Nut, 7/16"-20
24	G6803-04-04-04	1	Adjustable Tee, 7/16"-20
25	GA20697	1	Counterbalance Valve
A	GA24999	-	Cylinder Complete, 2 1/2" x 9.4" (Part Number Stamped On Barrel)
B	GR2341	-	Seal Kit, Includes: (2) Wear Ring, (1) Wiper Rod, (3) O-Ring, (1) Back-Up Ring, (1) U-Cup, (1) Piston Seal

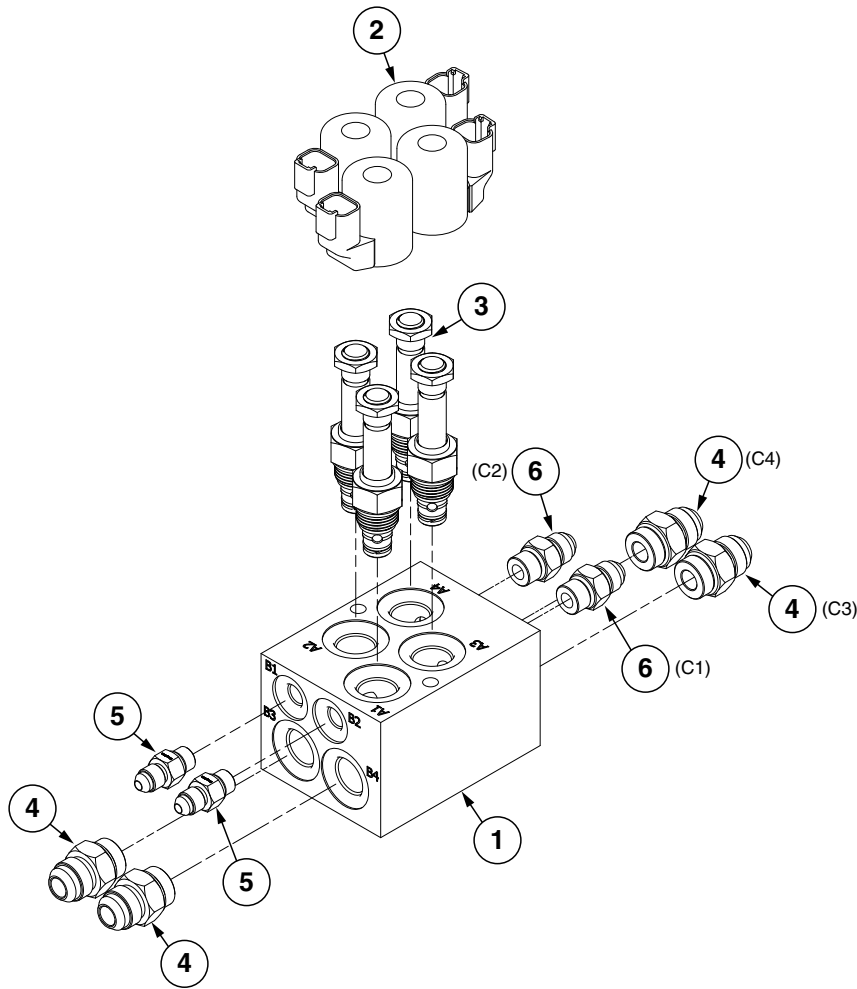
*Item is part of seal kit, item can not be purchased individually.

(A24772)



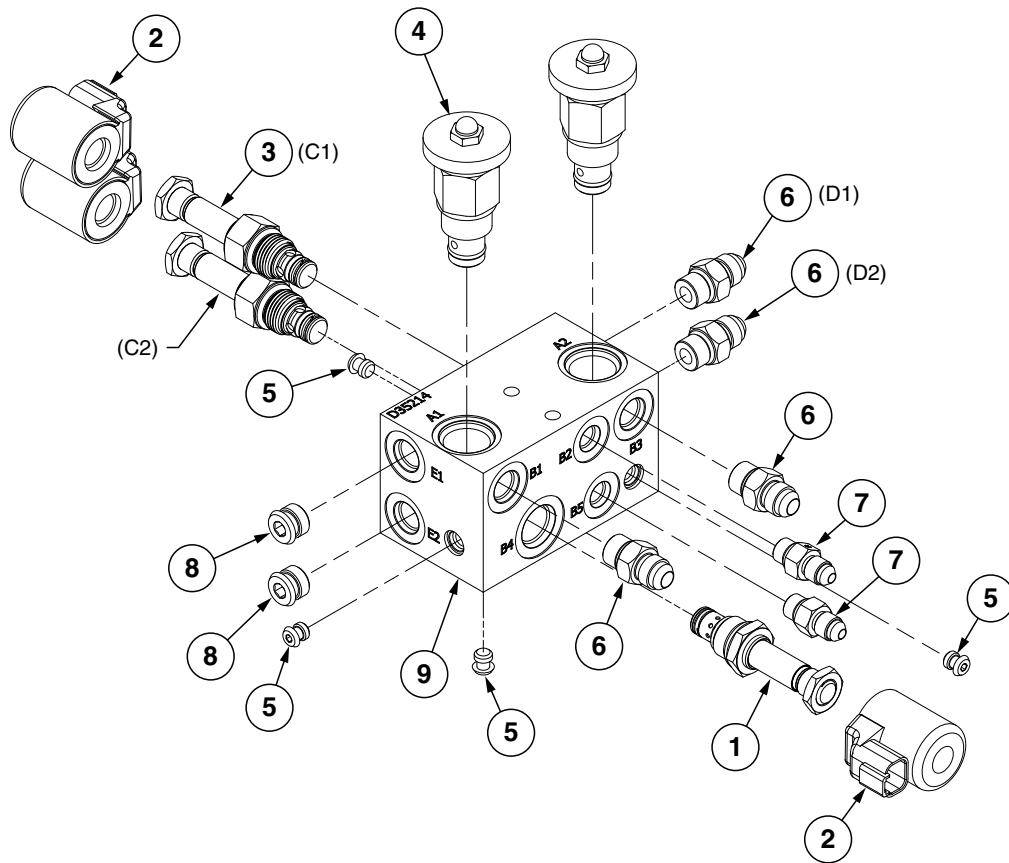
ITEM	PART NO.	QTY.	DESCRIPTION
1	GD34708	1	Lift/Down Force Block
2	GA21066	3	Coil P Series
3	GA21064	3	NC Double Poppet, No. 8
4	GA16308	2	Poppet Valve
5	GA14799	2	Coil
6	GR1322	2	Special Hex Nut, 1/2"-20
7	GA17861	1	Pilot Operated Reducing/Relief Valve
8	G6400-10 GR1466	2	Connector W/O-Ring, 7/8"-14 Male JIC To O-Ring O-Ring
9	G6400-08 GR1037	4	Connector W/O-Ring, 3/4"-16 Male JIC To O-Ring O-Ring
10	G6802-08	4	Elbow W/O-Ring, 45°, 3/4"-16 x 3/4"-16
11	G6400-06 GR1045	6	Connector W/O-Ring, 9/16"-18 Male JIC To O-Ring O-Ring
12	GD30294	2	Plug, No. 10
13	GD29318	12	Plug
14	GD29321	8	Plug
15	GA25256	1	Valve
16	G6408-H04-0	2	Hex Socket Head Plug, 7/16"-20
17	GA21067	5	Check Valve, No. 8
18	GD35251	1	Check Valve Cap
19	GD34727	1	Orifice Flow Restrictor
20	GA24849	1	Directional Valve
21	GA24848	1	Directional Poppet Valve
22	GA25254	1	Check Valve
23	GA25255	1	Needle Valve
24	G6802-04	2	45° Adjustable Elbow, 7/16"-20 x 7/16"-20 O-Ring

(A24775)



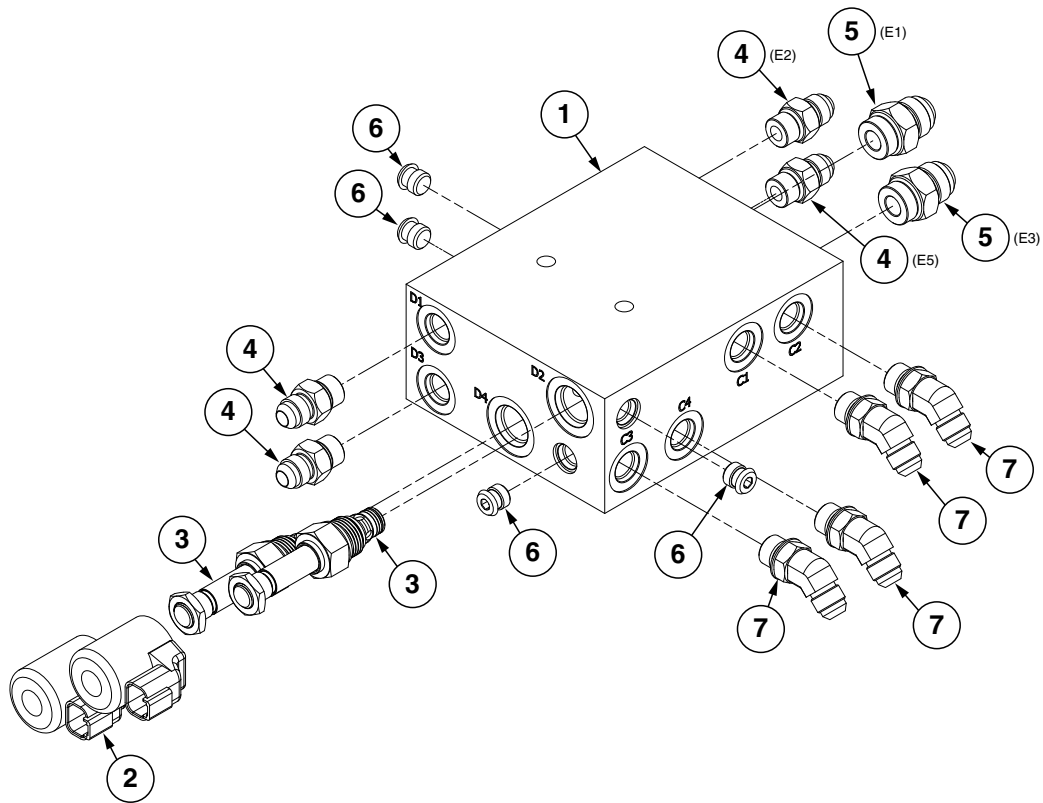
ITEM	PART NO.	QTY.	DESCRIPTION
1	GD34624	1	Valve Block
2	GA21066	4	Coil P Series
3	GA21064	4	NC Double Poppet, No. 8
4	G6400-08 GR1037	4 -	Connector W/O-Ring, 3/4"-16 Male JIC To O-Ring O-Ring
5	G6400-04 GR1465	2 -	Connector W/O-Ring, 7/16"-20 Male JIC To O-Ring O-Ring
6	G6400-06 GR1045	2 -	Connector W/O-Ring, 9/16"-18 Male JIC To O-Ring O-Ring

(A25233)



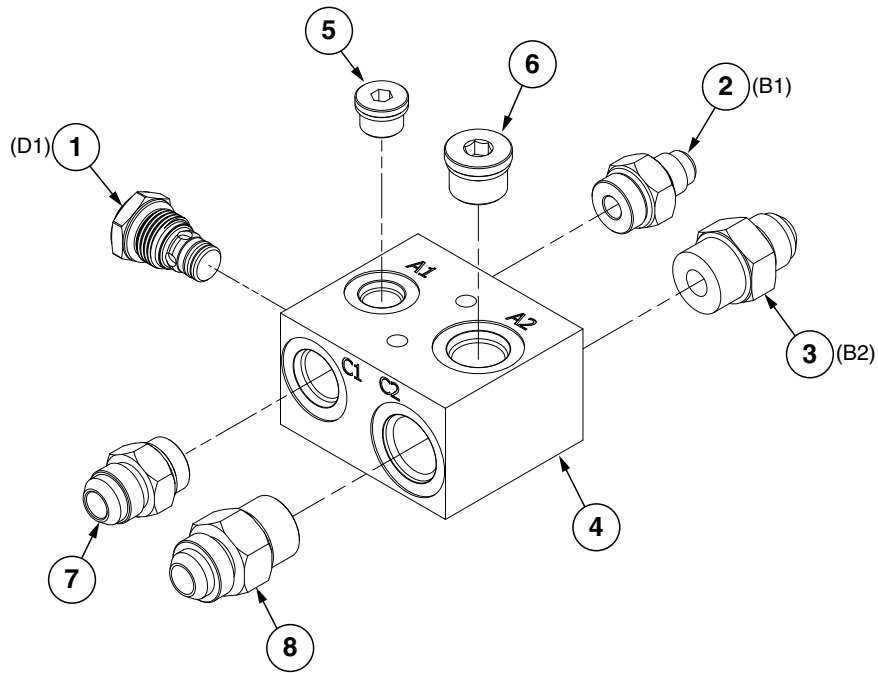
ITEM	PART NO.	QTY.	DESCRIPTION
1	GA24852	1	Solenoid Valve
2	GA21066	3	Coil P Series
3	GA21064	2	NC Double Poppet, No. 8
4	GA3413	2	Flow Control Valve
5	GD29318	4	Plug
6	G6400-06 GR1045	4 -	Connector W/O-Ring, 9/16"-18 Male JIC To O-Ring O-Ring
7	G6400-04 GR1465	2 -	Connector W/O-Ring, 7/16"-20 Male JIC To O-Ring O-Ring
8	GD29319	2	Plug
9	GD35214	1	Outer Wing Manifold Block

(A24771)



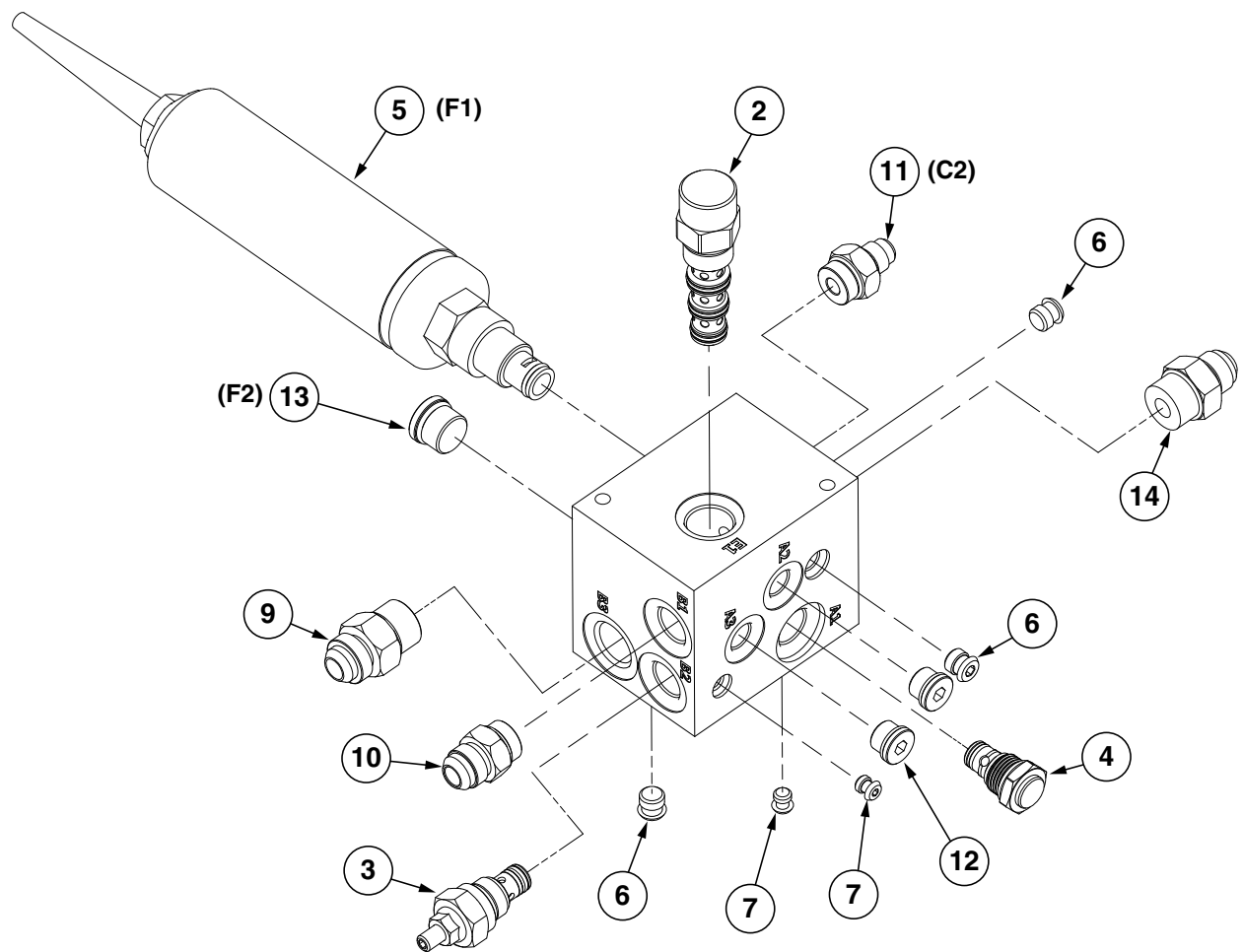
ITEM	PART NO.	QTY.	DESCRIPTION
1	GD34707	1	Fold/Marker Block
2	GA21066	2	Coil P Series
3	GA21064	2	NC Double Poppet, No. 8
4	G6400-06 GR1045	4 -	Connector W/O-Ring, 1/16"-18 Male JIC To O-Ring O-Ring
5	G6400-08 GR1037	2 -	Connector W/O-Ring, 3/4"-16 Male JIC To O-Ring O-Ring
6	GD29321	4	Plug
7	G6802-06-06	4	45° Elbow, 1/16"-18 x 1/16"-18 W/O-Ring

(A25462)



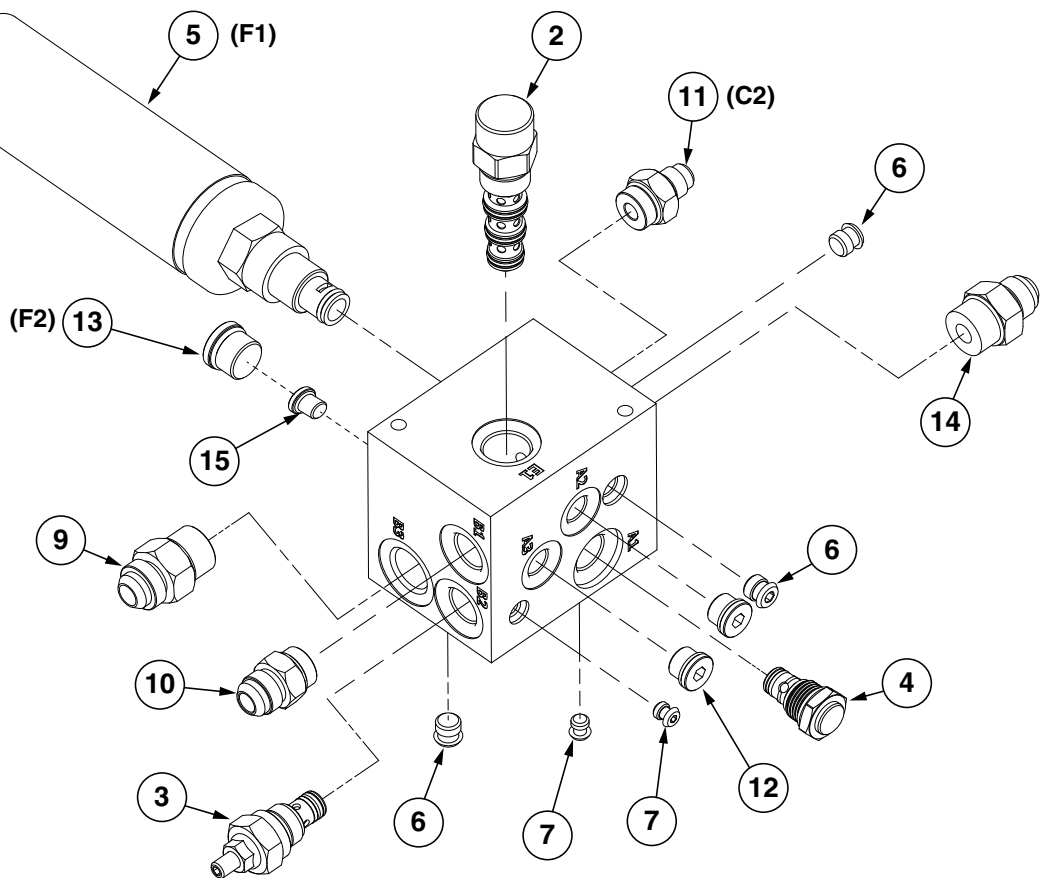
ITEM	PART NO.	QTY.	DESCRIPTION
1	GA21067	1	Check Valve, No. 8
2	G6400-06-08 GR1037	1 -	Connector W/O-Ring, 1/16"-18 Male JIC To 3/4"-16 O-Ring O-Ring
3	G6400-08-10 GR1466	1 -	Connector W/O-Ring, 3/4"-16 Male JIC To 7/8"-14 O-Ring O-Ring
4	GD33511	1	Valve Block
5	G6408-H06-O GR1045	1 -	Hex Socket Head Plug W/O-Ring, 1/16"-18 O-Ring O-Ring
6	G6408-H08-O GR1037	1 -	Hex Socket Head Plug W/O-Ring, 3/4"-16 O-Ring O-Ring
7	G6400-08 GR1037	1 -	Connector W/O-Ring, 3/4"-16 Male JIC To O-Ring O-Ring
8	G6400-10 GR1466	1 -	Connector W/O-Ring, 7/8"-14 Male JIC To O-Ring O-Ring

(A26095)

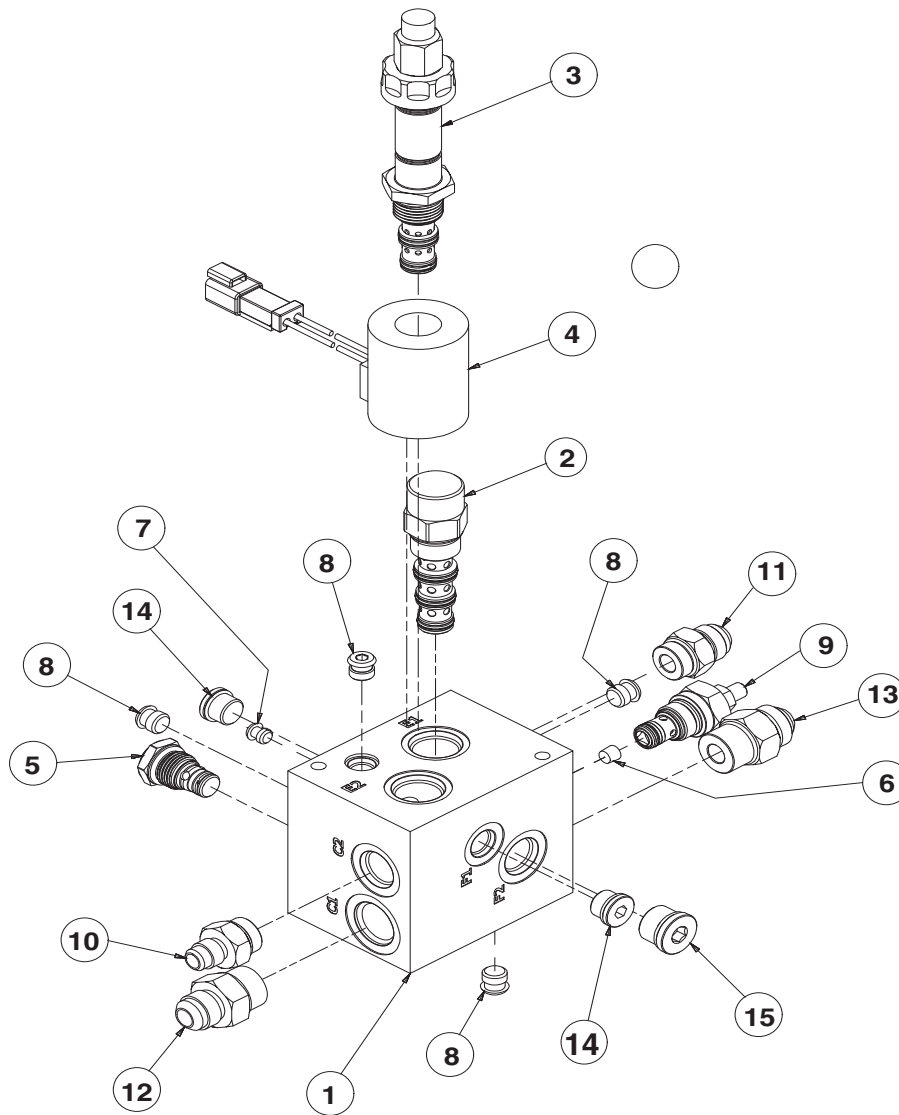


ITEM	PART NO.	QTY.	DESCRIPTION
1	GD35441	1	Vacuum Fan Block
2	GA20270	1	Pressure Compensator, 150 PSI
3	GD35446	1	Direct Acting Inverse Relief
4	GA21067	1	Check Valve, No. 8
5	GA11799	1	Flow Control Cartridge W/Terminals
6	GD29321	3	Plug
7	GD29318	2	Plug
8	GD29315	1	Flow Restrictor Orifice, .015" Diameter
9	G6400-10 GR1466	1 -	Connector W/O-Ring, 7/8"-14 Male JIC To O-Ring O-Ring
10	G6400-08 GR1037	1 -	Connector W/O-Ring, 3/4"-16 Male JIC To O-Ring O-Ring
11	G6400-06-08 GR1037	1 -	Connector W/O-Ring, 1/2"-18 Male JIC To 3/4"-16 O-Ring O-Ring
12	G6408-H06-O GR1045	2 -	Hex Socket Head Plug W/O-Ring, 1/2"-18 O-Ring O-Ring
13	G6408-H08-O GR1037	1	Hex Socket Head Plug W/O-Ring, 3/4"-16 O-Ring O-Ring
14	G6400-08-10 GR1466	1	Connector W/O-Ring, 3/4"-16 Male JIC To 7/8"-14 O-Ring O-Ring

(A25431)



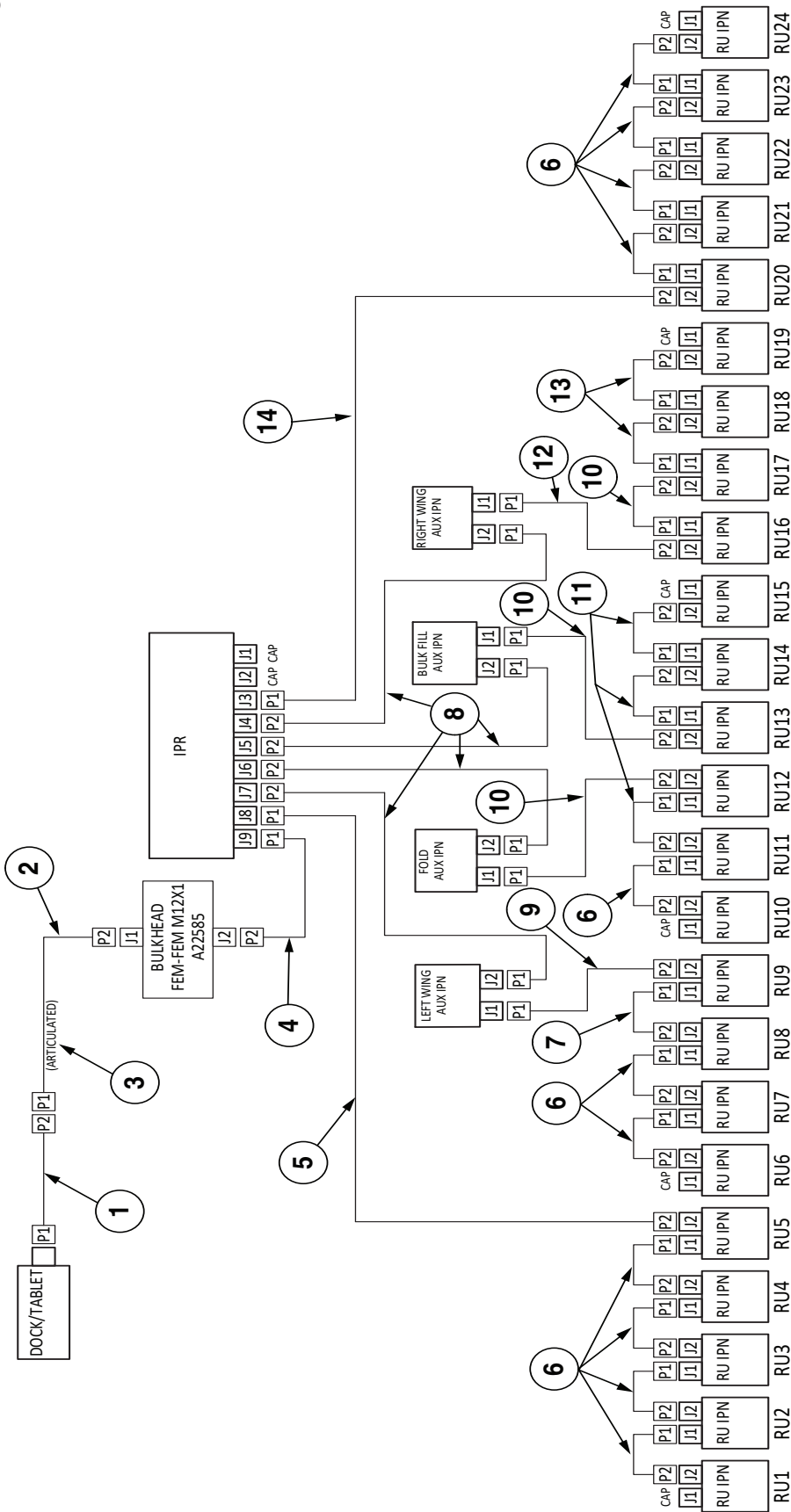
ITEM	PART NO.	QTY.	DESCRIPTION
1	GD35441	1	Vacuum Fan Block
2	GA20270	1	Pressure Compensator, 150 PSI
3	GD35446	1	Direct Acting Inverse Relief
4	GA21067	1	Check Valve, No. 8
5	GA11799	1	Flow Control Cartridge W/Terminals
6	GD29321	3	Plug
7	GD29318	2	Plug
8	GD29315	1	Flow Restrictor Orifice, .015" Diameter
9	G6400-10 GR1466	1 -	Connector W/O-Ring, 7/8"-14 Male JIC To O-Ring O-Ring
10	G6400-08 GR1037	1 -	Connector W/O-Ring, 3/4"-16 Male JIC To O-Ring O-Ring
11	G6400-06-08 GR1037	1 -	Connector W/O-Ring, 9/16"-18 Male JIC To 3/4"-16 O-Ring O-Ring
12	G6408-H06-O GR1045	2 -	Hex Socket Head Plug W/O-Ring, 9/16"-18 O-Ring O-Ring
13	G6408-H08-0 GR1037	1 -	Hex Socket Head Plug W/O-Ring, 3/4"-16 O-Ring O-Ring
14	G6400-08-10 GR1466	1	Connector W/O-Ring, 3/4"-16 Male JIC To 7/8"-14 O-Ring O-Ring
15	G6408-H04-0	1	Hex Socket Head Plug, 7/16"-20



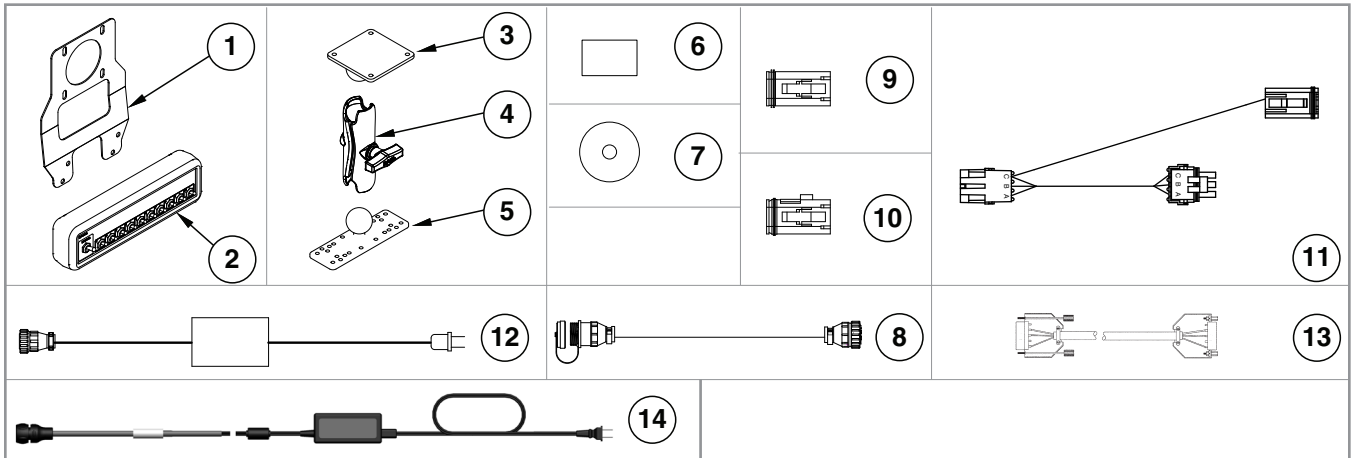
ITEM	PART NO.	QTY.	DESCRIPTION
1	GD30571	1	Bulk Fill Fan Valve Block
2	GA20270	1	Pressure Compensator, 150 PSI
3	GA20271	1	Proportional Flow Control, 0-8 GPM
4	GA20272	1	Coil, 12VDC
5	GA21067	1	Check Valve, No. 8
6	GD29315	1	Flow Restrictor Orifice, .015" Diameter
7	GD29318	1	Plug
8	GD29321	4	Plug
9	GD35446	1	Inverse Relief 8-2
10	G6400-06-08	1	Adapter, 9/16-18 JIC, 3/4-16 O-Ring
11	G6400-08	1	Adapter, 3/4-16 JIC, 3/4-16 O-Ring
12	G6400-08-10	1	Connector W/O-Ring, 3/4"-16 Male JIC To 7/8"-14 O-Ring
13	G6400-10	1	Adapter, 7/8-14 JIC, 7/8-14 O-Ring
14	G6408-H06-O	2	O-Ring Plug, 9/16-18 Hex Soc Head
15	G6408-H08-O	1	Hex Socket Head Plug W/O-Ring, 3/4"-16

ITEM	PART NO.	QTY.	DESCRIPTION
1	GA25711	2	Wing IPP Liquid Fertilizer Harness
2	GA25029	4	Row Unit Power Extension Harness
3	GA20711	7	Seed Meter Motor ESD Drain Harness
4	GA20712	7	Row Unit ESD Drain Harness
5	GA25203	5	Row Unit Seed Meter Harness
6	GA25598	1	Power (10-12) Harness
7	GA20710	1	Granular Chemical Motor ESD Drain Harness
8	GA22522	1	Insecticide Harness
9	GA20283	1	PTO Reservoir Fan Wire Harness
10	GA25209	3	PDP Power Extension Harness, 18'
11	GA26751	2	EU Harness Powder Adapter
12	GA25210	1	PDP Power Extension Harness, 30'
13	GA25170	1	Light Extension Harness
14	GA25030	1	Tractor Power Harness
15	GA25031	1	Tractor Console Harness
16	GA25033	1	Tractor Power Harness Extension, 16'
17	GA25597	1	Power (16-24) Harness
18	GA25596	1	Elbow W/O-Ring, 90°, 1-5/16-12"-14 Male JIC To 1-5/8-12 O-Ring
19	GA25591	1	Hitch drawbar Harness
20	GA25158	1	12V Air Pump Harness
21	GA25589	1	LW IPN Harness
22	GA25653	1	PDP Harness
23	GA25218	1	Bulk Fill Scale Harness, 4900
24	GA25592	1	Fold IPN Harness
25	GA25593	1	Bulk Fill IPN Harness
26	GA25159	1	12V Light Harness
27	GA22547	2	Worklight Relay Harness
28	GA19388	1	Bulk Fill Scale CAN Cable
29	GA25171	1	Worklights Catwalk Harness
30	GA25997	1	Harness 4 GA (3/8 Ring) X 44.0
31	GA25032	1	Tractor Power Harness Extension, 10'
32	GA25626	1	12V Power Harness
33	GA25160	1	12V Light Harness
34	GA25588	1	Power Harness
35	GA25590	1	RW Ipn Harness
36	GA25599	1	Power (13-15) Harness

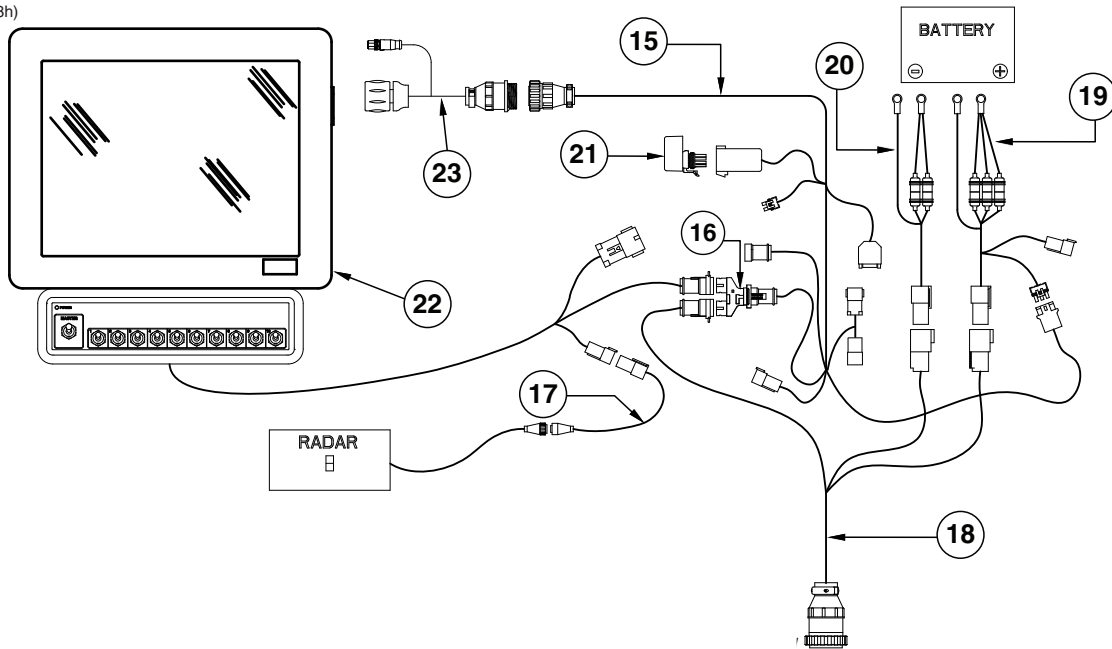
(Z0380)



ITEM	PART NO.	QTY.	DESCRIPTION
1	GA25399-36	1	Ethernet Cable (RJ45-Female M12 STR), 36"
2	GA22554-265	1	Ethernet Cable (M12 STR-M12 STR), 265"
3	GA22554-375	1	Ethernet Cable (M12 STR-M12 STR), 375"
4	GA22555-490	1	Ethernet Cable 5E (M12 RA SPECIAL-M12 STR) X 490
5	GA22556-317	1	Ethernet Cable 5E (M12 RA SPECIAL-M12 RA SPECIAL) X 317
6	GA22556-91	11	Ethernet Cable (M12 RA-M12 RA), 91"
7	GA22556-134	1	Ethernet Cable 5E (M12 RA SPECIAL-M12 RA SPECIAL) X 134
8	GA24869-28	4	Ethernet Cable 5E (M12 RA SPECIAL-M12 RA) X 28
9	GA24869-191	1	Ethernet Cable 5E (M12 RA SPECIAL-M12 RA) X 191
10	GA24869-115	3	Ethernet Cable 5E (M12 RA SPECIAL-M12 RA) X 115
11	GA22556-86	3	Ethernet Cable 5E (M12 RA SPECIAL-M12 RA SPECIAL) X 86
12	GA24869-182	1	Ethernet Cable 5E (M12 RA SPECIAL-M12 RA) X 182
13	GA22556-91	2	Ethernet Cable (M12 RA-M12 RA), 91"
14	GA22556-300	1	Ethernet Cable 5E (M12 RA SPECIAL-M12 RA SPECIAL) X 300

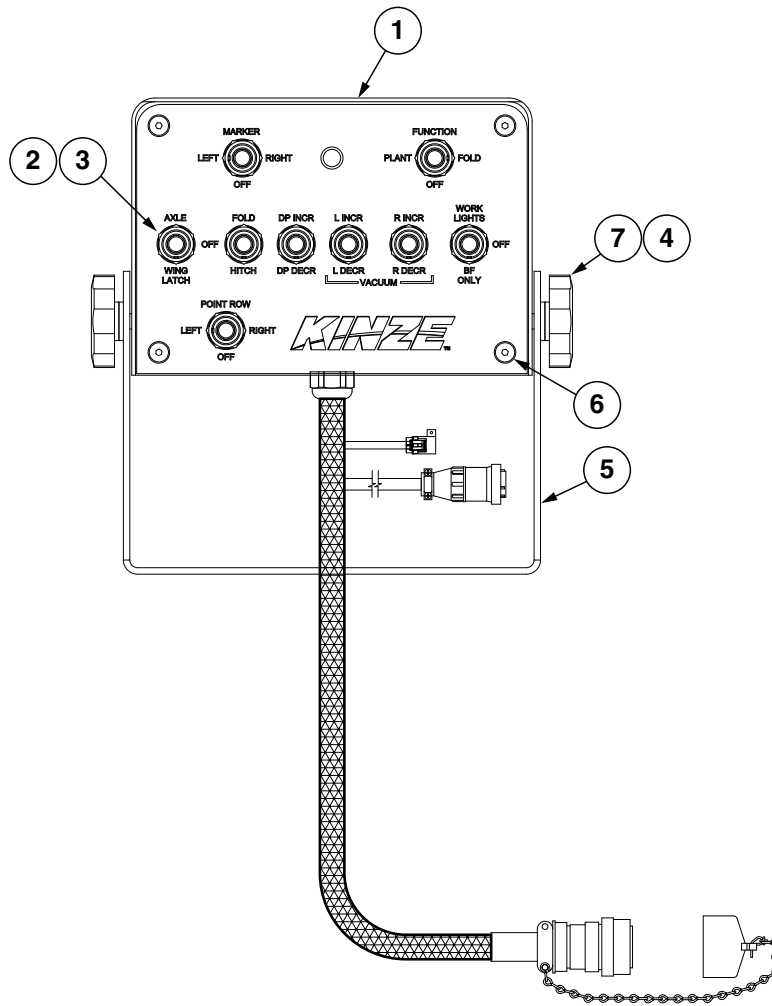


(TP1098h)



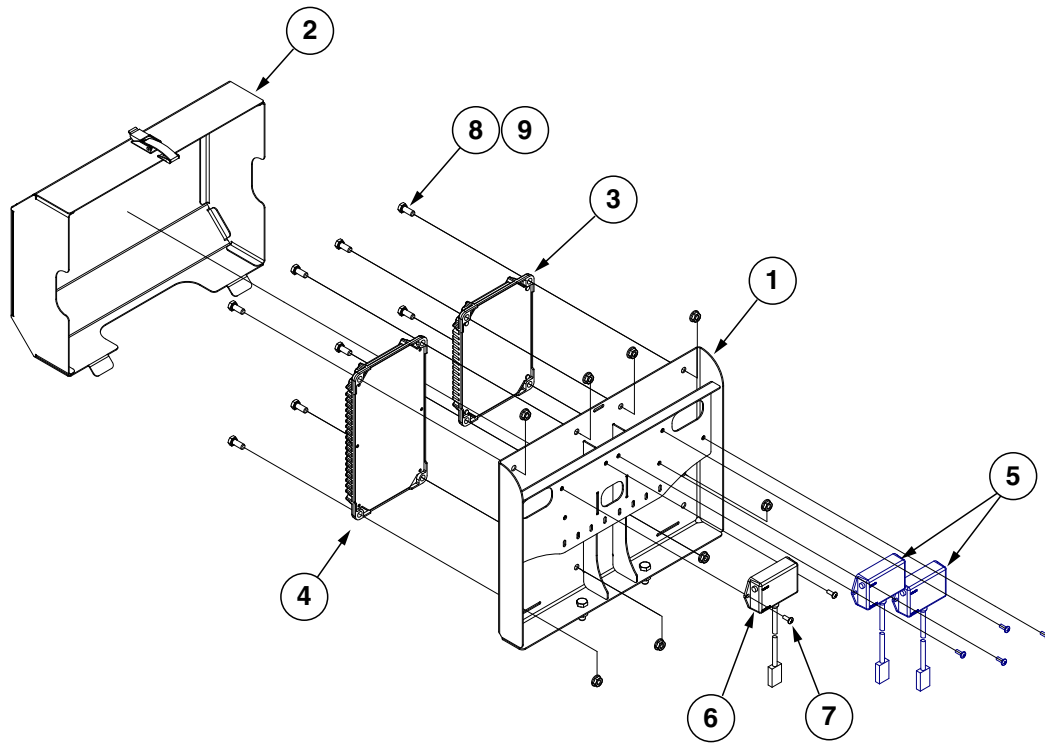
ITEM	PART NO.	QTY.	DESCRIPTION
1	GR1916	1	Switch Box Bracket
2	GA12539	1	Switch Box Module
3	GD18408	1	Ram Vesa Base
4	GA12868	1	Ram Double Socket Arm
5	GD18407	1	Ram Base
6	GA14449	1	Flash Drive (Integra or InCommand)
7	GR1836	1	SMS CD
8	GA13562	1	Cable Extension, 180"
9	GR1838	1	Dust Plug
10	GR1839	1	Dust Plug
11	GA13572	1	Multi-Product Cable
12	GA12852	1	Power Supply (Integra)
13	GA12853	1	Null Modem Cable
14	GA24649	1	Power Supply (InCommand)
15	GA16831	1	ISOBUS Display Cable
16	GD18176	1	Y-Splice Connector
17	GA12596	1	Radar Adapter Cable
18	GA14450	1	CAN Adapter Cable
19	GA14452	1	Power Cable
20	GA12598	1	Seed Rate Power Cable
21	GA12540	1	Power Control Relay
22	GA14447	-	Integra Loaner Display (Display Only) (Shown)
	GA24648	-	InCommand Display
23	GA24652	-	InCommand to Legacy Adapter Cable
A	GA14448	-	Ram Mount Hardware Kit

(A24978)



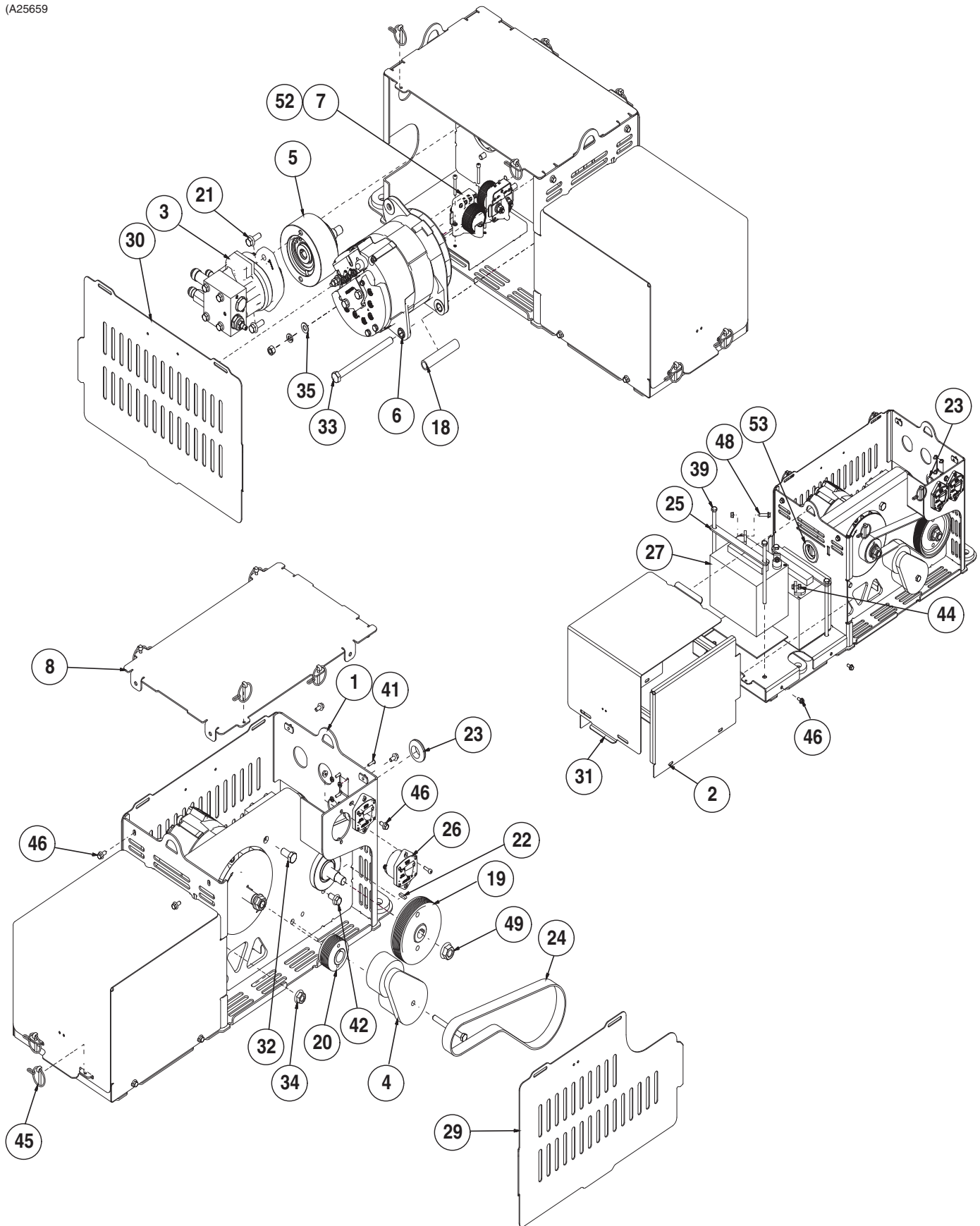
ITEM	PART NO.	QTY.	DESCRIPTION
1	GA8738	1	Control Box
2	GR1364	9	Internal Tooth Lock Washer, 15/32"
3	GR1363	9	Hex Face Nut, 15/32"-32
4	G11385	4	Flat Washer, 1/4" SAE
5	GR1292	4	Hex Socket Button Head Cap Screw, No. 8-32 x 1/2"
6	GA6975	2	Knob

(A25386)



ITEM	PART NO.	QTY.	DESCRIPTION
1	GA25411	1	PMM Mount
2	GA25413	1	PMM Cover
3	GA15290	1	ISOBUS Planter Monitor Module
4	GA15288	1	Product Control Module
5	GA14847	-	See "Base Machine Electrical Schematic" on page P154
6	GA14847	1	Low Pressure Sensor (0-40 IN H ₂ O)
7	G10977	2	Phillips Pan Head Machine Screw, No. 10-24 x 1/2", Stainless Steel
8	G10043	8	Hex Head Cap Screw, 5/16"-18 x 3/4"
9	G10620	8	Serrated Flange Nut, 5/16"-18

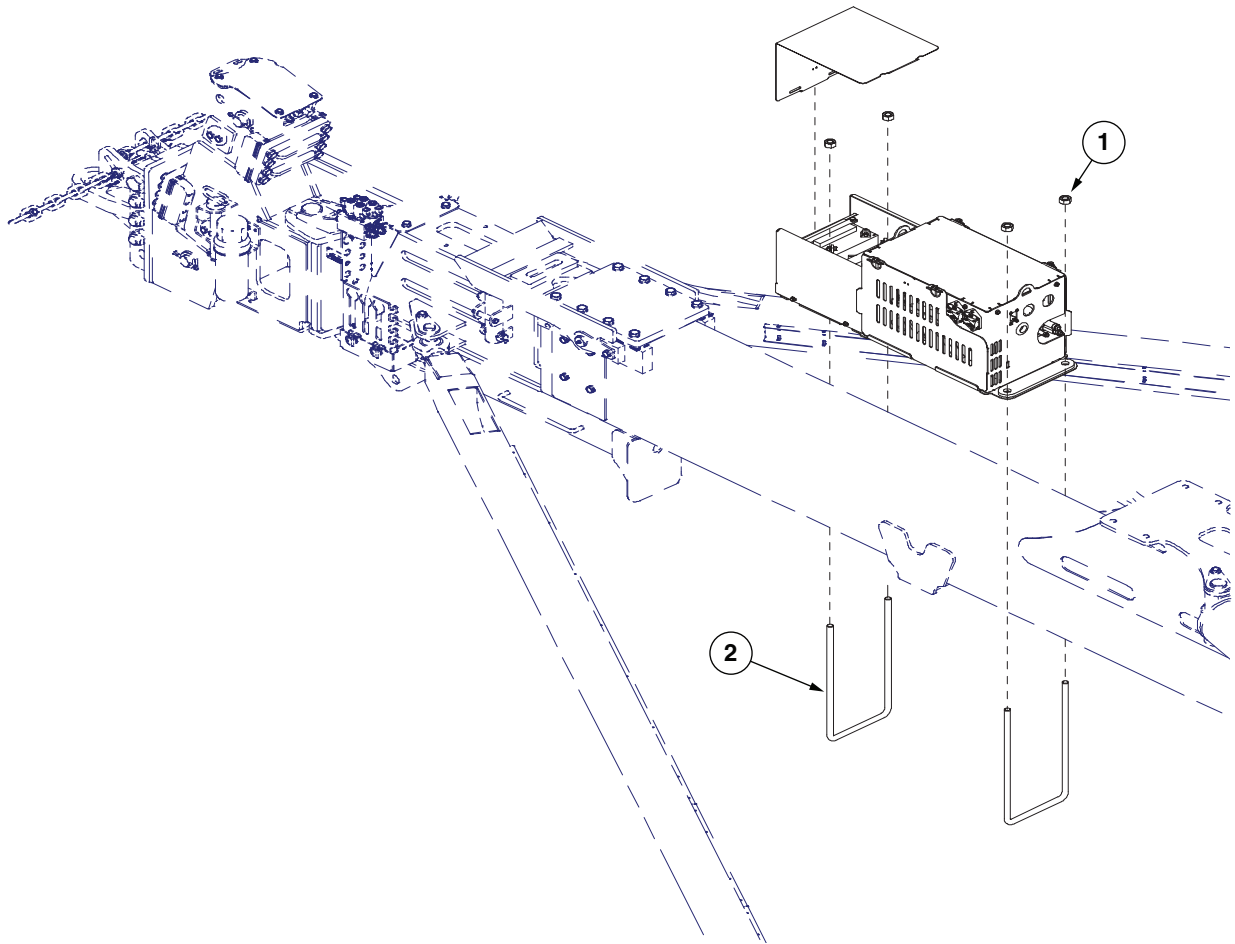
(A25659)



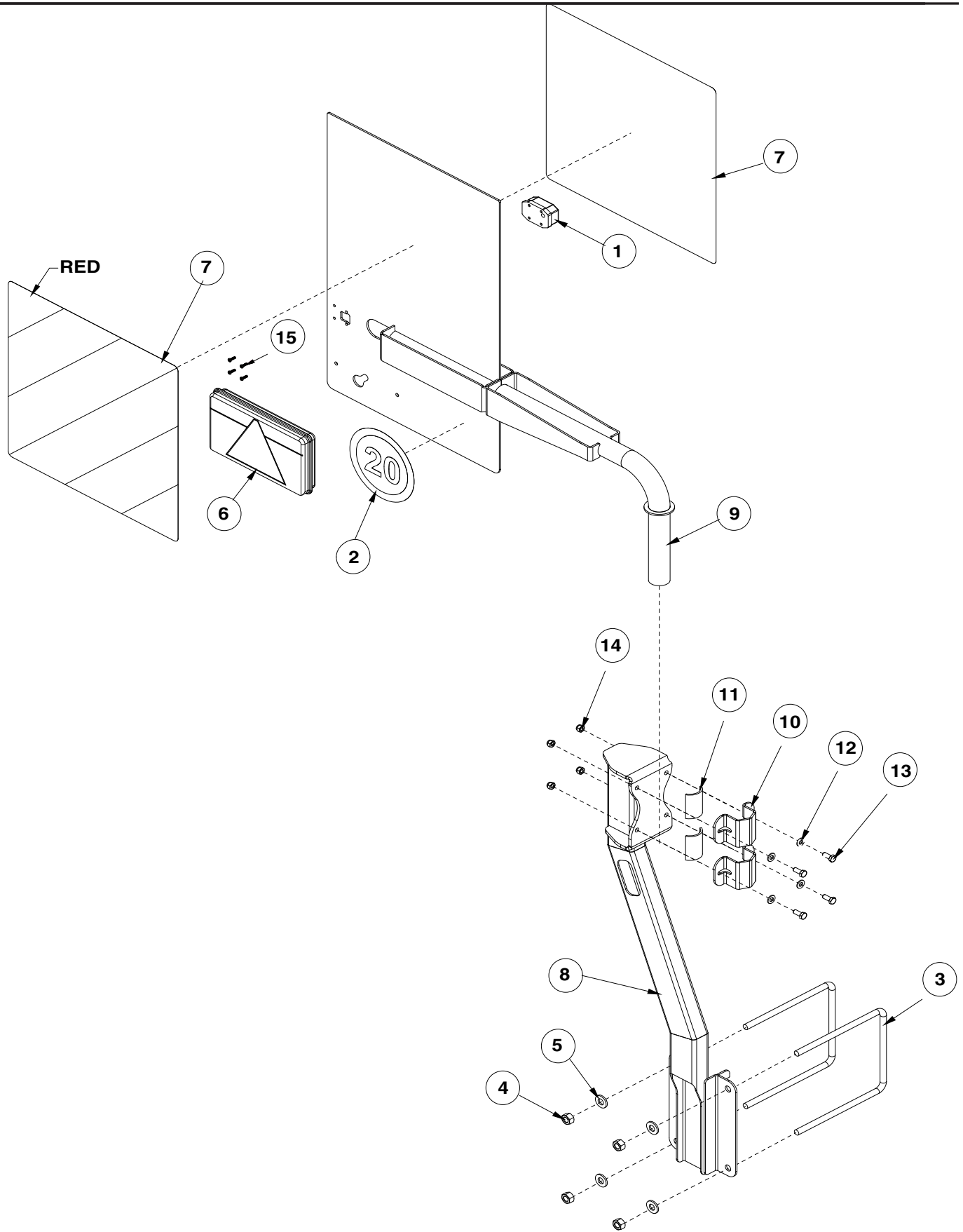
ITEM	PART NO.	QTY.	DESCRIPTION
1	GA25678	1	Frame
2	GA25677	1	Battery Box
3	GA14883	1	Motor Hydraulic
4	G10061	1	Hex Head Cap Screw, 3/8"-16 x 3 1/2"
	GA14884	1	Tensioner
5	GA25766	1	Adapter
6	GA19301	1	Alternator, 28 Volt/200 Amp
7	GA19306	2	Contactor, 12 Volt/200 Amp
8	GA25676	1	Plate
9	GA25988	1	Harness 4 GA (5/16 RING - 1/4 RING) X 30.0
10	GA25989	2	Harness 4 GA (5/16 RING) X 13.0
11	GA25991	1	Harness 4 GA (5/16 RING - 5/16 RING RA) X 15.5
12	GA25992	1	Harness 4 GA (5/16 RING - 5/16 RING RA) X 8.0
13	GA25993	1	Harness 4 GA (1/4 RING) X 14.0
14	GA25994	1	Harness 4 GA (3/8 RING - 1/4 RING) X 23.0
15	GA25995	2	Harness Power Pack to Row Unit
16	GA25996	1	Harness Power Pack
17	GA25997	1	Harness 4 GA (3/8 Ring) X 44.0
18	GD10538-18	1	Sleeve, 3/4" x 3.85"
19	GD35760	1	Drive Pulley
20	GD20925	1	Alternator Pulley
21	G11124	2	Hex Serrated Flange Cap Screw, 3/8"-16 x 1"
22	GD21300	1	Key
23	GD22200	1	Grommet, 1"
24	GD27023	1	Poly V-Belt, 10 Ribbed, 34" (J Groove)
25	GD27579		Battery Strap
26	GD28354	2	Circuit Breaker, 100 Amp Panel Mount
	G10992	4	Serrated Flange Nut, No. 10-24
	G11588	4	Hex Socket Head Cap Screw, No. 10-24 x 5/8" Grade 8
27	GD28363	2	Battery, 12 Volt
	GD30590	2	Polyurethane Sheet, 1/8" x 5" x 7-1/2"
29	GD35610	1	Cover LH
30	GD35611	1	Cover RH
31	GD35612	1	Cover Battery Box
32	G10014	1	Hex Head Cap Screw, 1/2"-13 x 1"
34	G10071	1	Serrated Flange Nut, 1/2"-13
35	G10101	1	Hex Nut, 3/8"-16
	G10229	1	Lock Washer, 3/8"
	G11387	1	Hardened Washer, 3/8" SAE
38	G10829	1	Hex Head Cap Screw, 1/2"-13 x 6 1/2"
39	G10954	1	Hex Head Cap Screw, 3/8"-16 x 7"
41	G10251	4	Hex Nut, No. 8-32
	G11065	4	Phillips Pan Head Machine Screw, No. 8-32 x 5/8", Stainless Steel
42	G11123	2	Hex Serrated Flange Cap Screw, 3/8"-16 x 3/4"
44	G11166	3	Hex Socket Flange Cap Screw, 1/4"-20 x 3/4"
45	G11339	6	Pin W/Chain
46	G11356	9	Hex Socket Flange Cap Screw, 1/4"-20 x 1/2"

Continue on next page

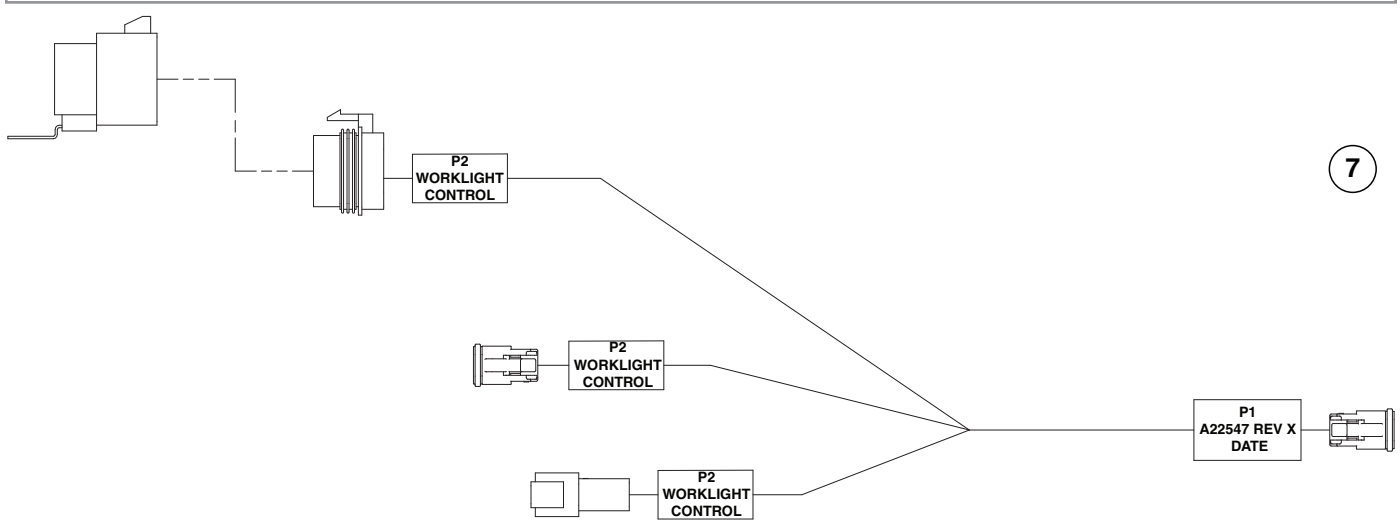
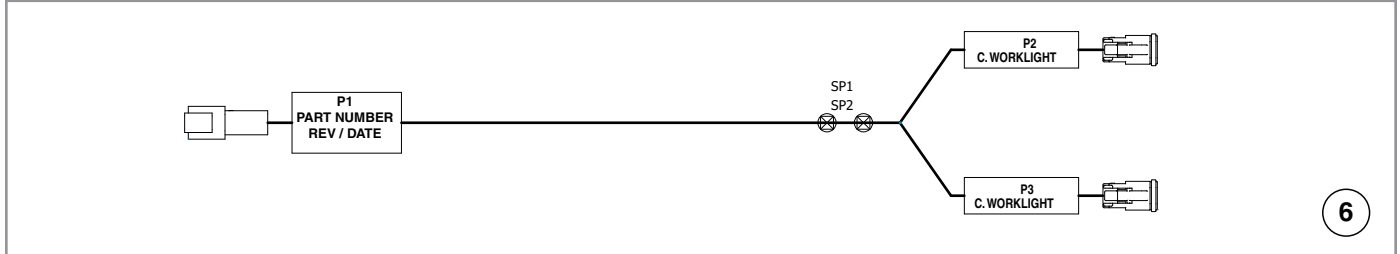
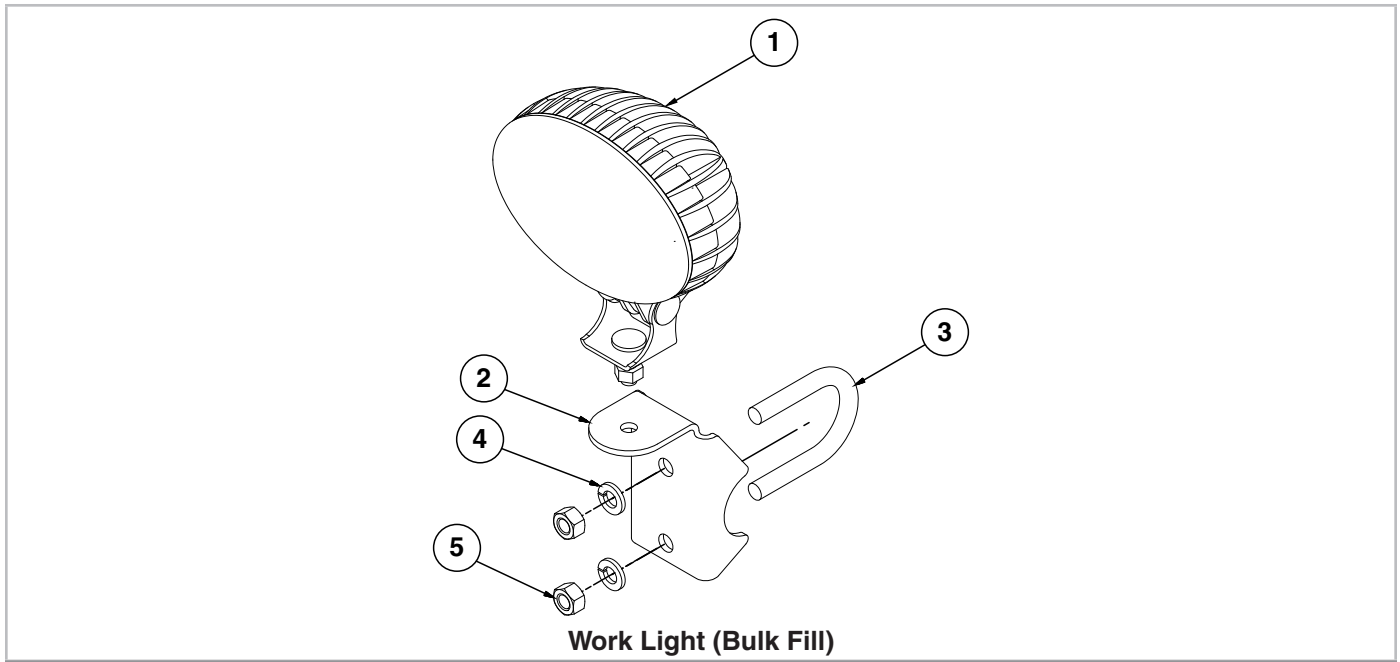
ITEM	PART NO.	QTY.	DESCRIPTION
48	G11409	1	Hex Serrated Flanged Cap Screw, 1/4"-20 x 1"
	G11528	4	Hex Nut W/External Tooth Washer, 1/4"-20
49	G11415	1	Serrated Flange Nut, 5/8"-11
51	G11588	4	Hex Socket Head Cap Screw, No. 10-24 x 5/8" Grade 8
52	G11727	4	Phillips Pan Head Machine Screw, No. 8-32 x 3/4", Stainless Steel
53	GR2126	1	1 1/2" Push-In Grommet



ITEM	PART NO.	QTY.	DESCRIPTION
1	G10105	4	Hex Nut, 3/4"-10
2	GD25499	2	U-Bolt, 8" x 16" x 3/4"-10



ITEM	PART NO.	QTY.	DESCRIPTION
1	GA25776	1	Light Assembly
2	G7100-578	1	Decal 20 km/h
3	GD7145	2	U-Bolt, 7" x 7" x ½"-13
4	G10102	4	Hex Nut, ½"-13
5	G11389	4	Flat Washer, ½" Plated SAE
6	GA25775	1	Light Assembly (LH)
7	G7100-577	2	Reflective decal
8	GA26195	1	Light Arm LH
	GA26194	1	Light Arm RH
9	GA24950	1	Light Upper Arm
10	GD34822	2	Light Bracket LIGHT BRACKET
11	GD34825	2	Gasket Light Bracket
12	G11386	4	Flat Washer, 5/16" SAE
13	G10043	4	Hex Head Cap Screw, 5/16"-18 x ¾"
14	G10109	4	Lock Nut, 5/16"-18, Grade 8
15	G11556	4	Phillips Pan Head Tapping Screw, 6-19 x 1/2"

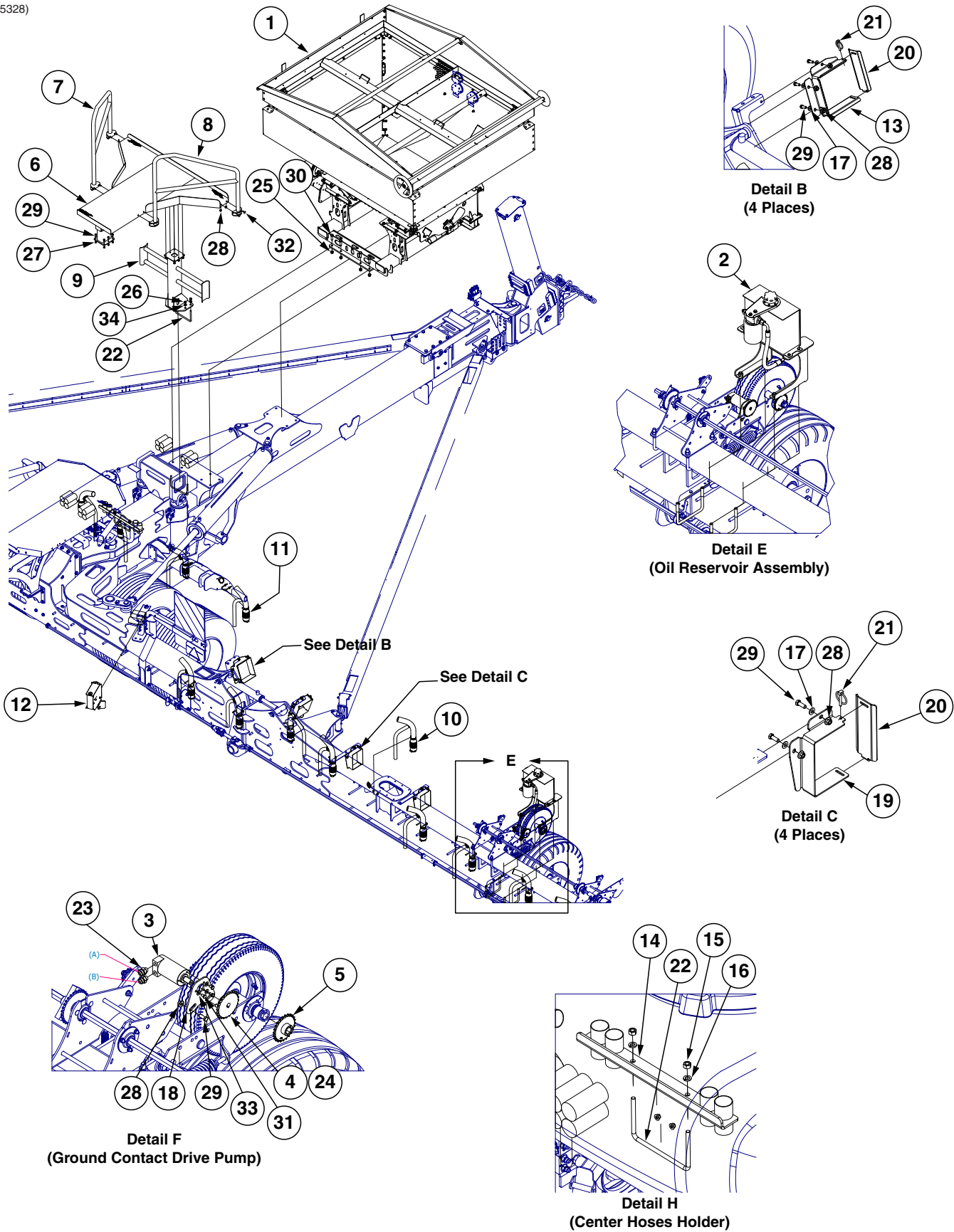


ITEM	PART NO.	QTY.	DESCRIPTION
1	GA18486	-	Work Light
2	GD26989	-	Work Light Bracket
3	GD27190	-	U-Bolt, 1½" x ⅜"-16
4	G10229	-	Lock Washer, ⅜"
5	G10101	-	Hex Nut, ⅜"-16
6	GA25171	-	Worklight Harness
7	*GA22547	-	Worklight Harness

* Used only with Blue Drive system

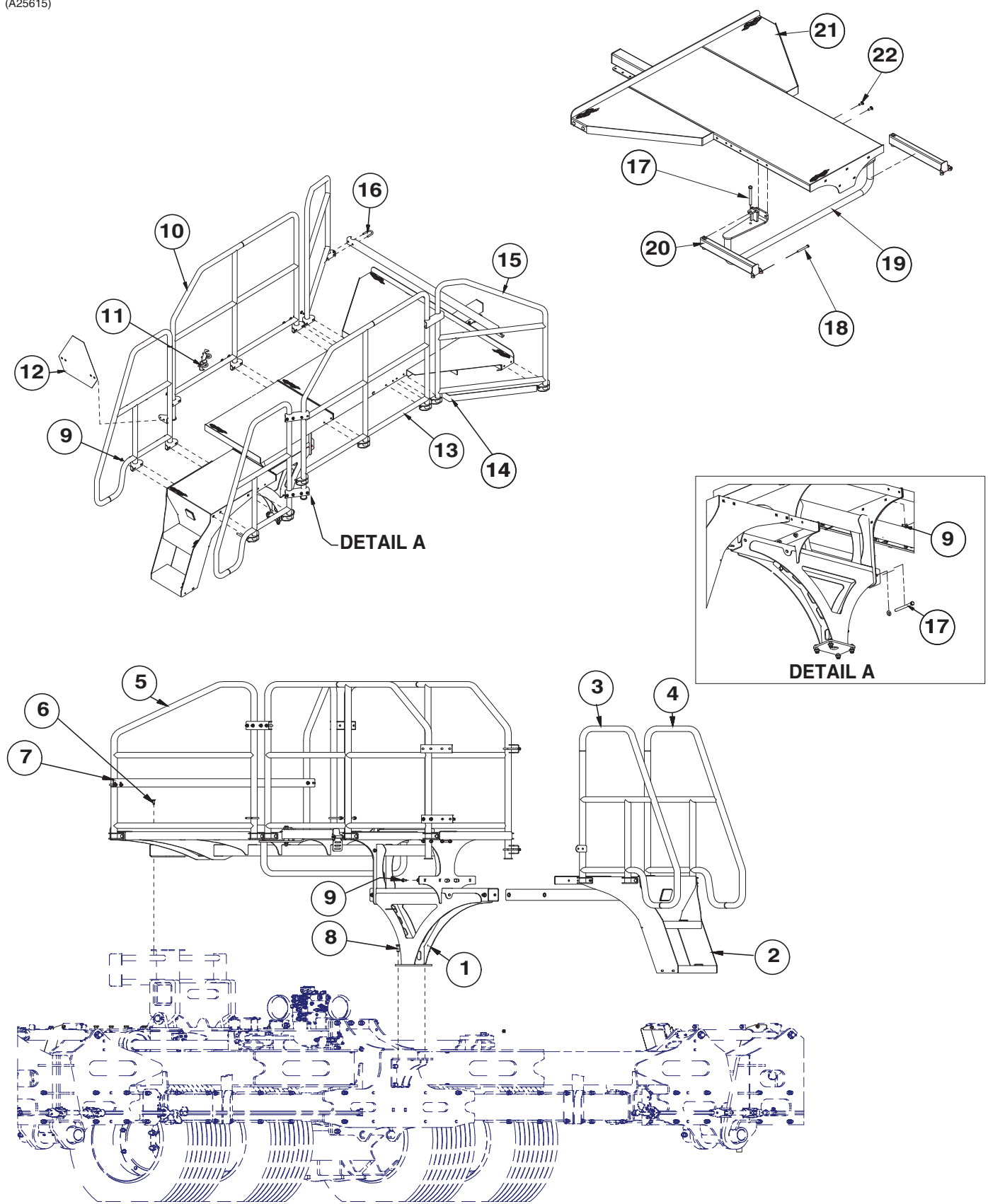
This page left blank intentionally.

(A25328)



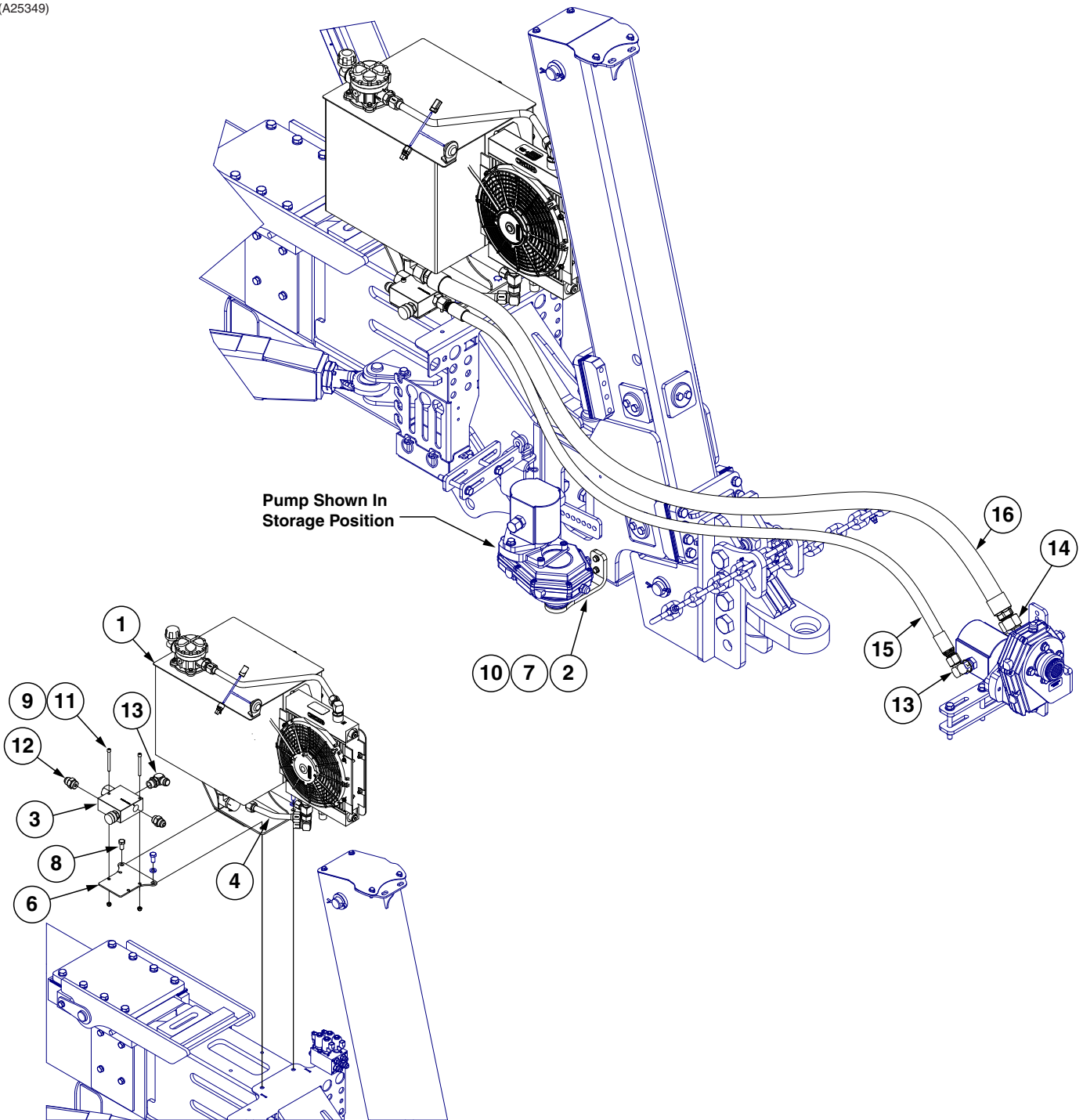
ITEM	PART NO.	QTY.	DESCRIPTION
1	---	1	See "Dry Fertilizer Tank" on page P182 See "Dry Fertilizer 5,5 t Tank" on page P184
2	---	1	See "Oil Reservoir" on page P178
3	GA25335 GR2290 GR2291	1 - -	Hydraulic Motor Seal Kit Parallel Key, 3/16" x 3/4"
4	GA25015	1	Sprocket, 24 Tooth
5	GA5109	1	Sprocket, 24 Tooth
6	GA24801	1	Bulk Fill/Dry Fertilizer Catwalk
7	GA24802	1	Handrail
8	GA24803	1	Handrail
9	GA24853	1	Support
10	---	20	See "Air Release Tube Assemblies" on page P180
11	---	4	See "Air Release Tube Assemblies" on page P180
12	GA25468	2	Dry Fertilizer Hose Holder Assembly
13	GA25276	4	Hose Bracket
14	GA25925	1	Hose Holder
15	G10102	2	Hex Nut, 1/2"-13
16	G10228	2	Lock Washer, 1/2"
17	G11387	20	Flat Washer, 3/8" SAE
18	GD35462	1	Hydraulic Motor Mount Plate
19	GD35234	4	Hose Bracket
20	GD35235	8	Hose Clamp
21	GD2558	8	Lynch Pin, 1/4"
22	GD34924	3	U-Bolt, 8" x 5" x 1/2"-13
23	G6400-08-06 GR1045	2 -	Connector W/O-Ring, 3/4"-16 Male JIC To 3/16"-18 O-Ring O-Ring
24	G3310-66 GR0912	1 -	Chain, No. 40, 66 Pitch Including Connector Link Connector Link, No. 40
25	G10107	12	Lock Nut, 5/8"-11
26	G10111	4	Lock Nut, 1/2"-13
27	G10108	12	Lock Nut, 3/8"-16
28	G11091	30	Serrated Flange Nut, 3/8"-16
29	G10001	34	Hex Head Cap Screw, 3/8"-16 x 1"
30	G10008	12	Hex Head Cap Screw, 5/8"-11 x 2"
31	G10022	3	Hex Head Cap Screw, 1/4"-20 x 1/2"
32	G10305	8	Carriage Bolt, 3/8"-16 x 1"
33	G10211	3	Washer, 1/4" SAE
34	G11389	4	Flat Washer, 1/2" Plated SAE

(A25615)



ITEM	PART NO.	QTY.	DESCRIPTION
1	GA24886	1	Catwalk rear
2	GA24724	1	Catwalk Ladder
3	GA24730	1	Handrail
4	GA24731	1	Handrail
5	GA25624	1	Handrail
6	G10108	6	Lock Nut, 3/8"-16
	G10001	6	Hex Head Cap Screw, 3/8"-16 x 1"
7	GD35561	1	Bracket
8	G10017	4	Hex Head Cap Screw, 1/2"-13 x 1 1/2"
	G10111	4	Lock Nut, 1/2"-13
	G11389	4	Flat Washer, 1/2" Plated SAE
9	G11091	34	Serrated Flange Nut, 3/8"-16
	G10305	34	Carriage Bolt, 3/8"-16 x 1"
10	GA25625	1	Handrail
11	G11387	28	Hardened Washer, 3/8" SAE
	G10108	28	Lock Nut, 3/8"-16
12	GD27204	1	SMV Backer Plate
13	GA25622	1	Handrail
14	GD34545	6	Bracket
15	GA25623	1	Handrail
16	GD27190	14	U-Bolt, 1-1/2" x 3/8"-16
17	G10348	4	Hex Head Cap Screw, 1/2"-13 x 5" (Lockup BoltPUBS PERSON-Certain Appl. Only)
	G11389	4	Flat Washer, 1/2" Plated SAE
	G10111	4	Lock Nut, 1/2"-13
18	G10809	1	Hex Head Cap Screw, 3/8"-16 x 3 1/4"
	G10108	1	Lock Nut, 3/8"-16
19	GA26668		Hose Holder
20	GA26193	2	Swing Arm
21	GA25616	1	Catwalk
22	G10305	4	Carriage Bolt, 3/8"-16 x 1"

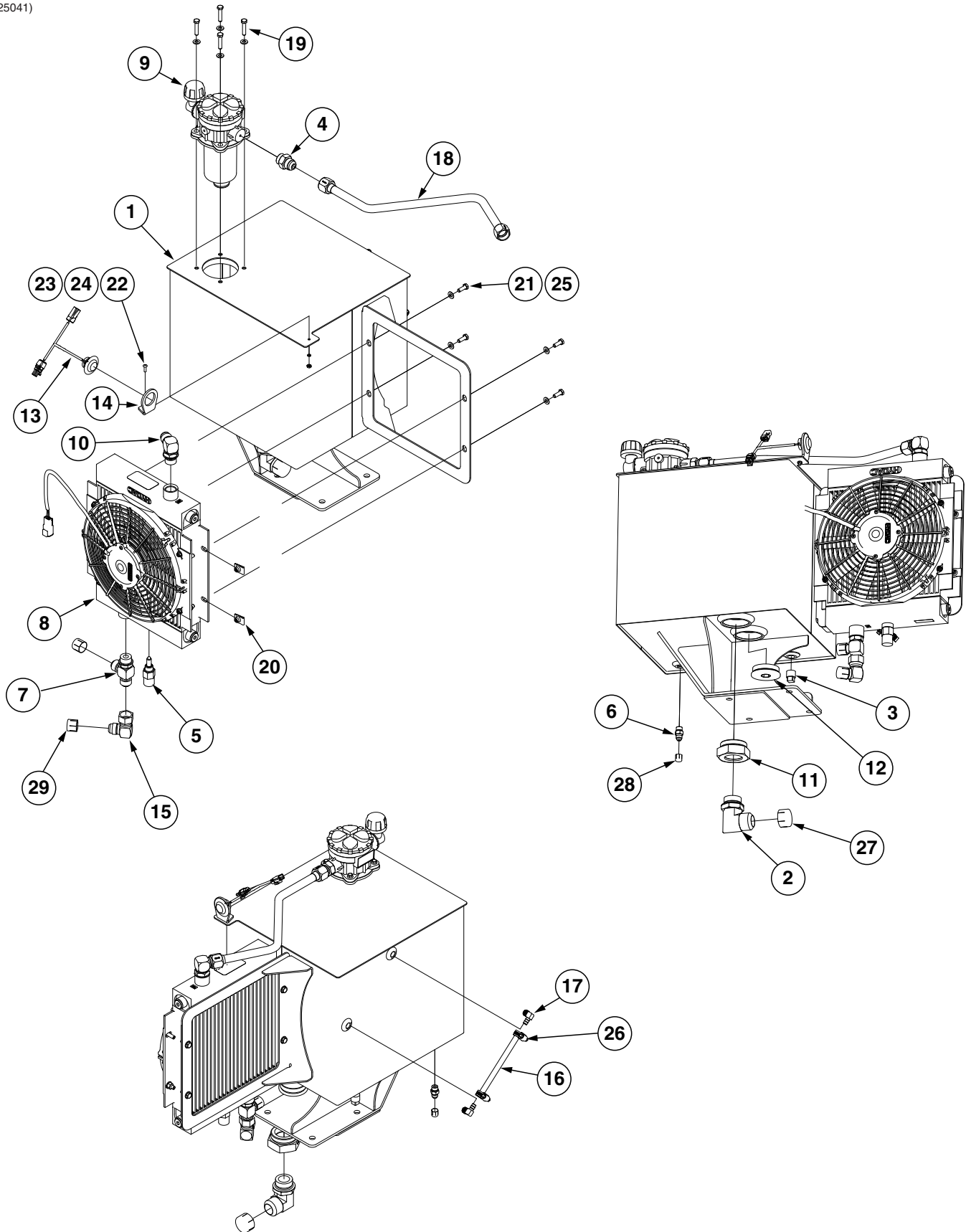
(A25349)



ITEM	PART NO.	QTY.	DESCRIPTION
1	---	1	See "PTO Pump Assembly" on page P176
2	GA25356	1	Pump Storage
3	GA25352	1	3-Way Flow Control Valve
4	GA25358	1	Steel Hydraulic Line
5	GA20283	1	PTO Reservoir Fan Wire Harness
6	GD35373	1	Flow Control Mount Plate
7	G10003	2	Hex Head Cap Screw, 3/8"-16 x 1 1/2"
8	G10014	2	Hex Head Cap Screw, 1/2"-13 x 1"
9	G10109	2	Lock Nut, 5/16"-18, Grade 8
10	G10229	2	Lock Washer, 3/8"
11	G11665	2	Hex Socket Head Cap Screw, 1/4"-18 x 3 1/4"
12	G6400-12 GR1467	2 -	Connector, W/O-Ring, 1 1/16"-12 Male JIC To O-Ring O-Ring
13	G6801-12 GR1467	2 -	Elbow W/O-Ring, 90°, 1 1/16"-12 Male JIC To O-Ring O-Ring
14	G6801-20	1	Elbow W/O-Ring, 90°, 1 5/8"-12 Male JIC To O-Ring
15	*A3387	1	Hose Assembly, 3/4" x 100" (12F - 12F)
16	GA11810-102	1	Hose Assembly, 1 1/4" x 102" (20F-20F), Corrugated

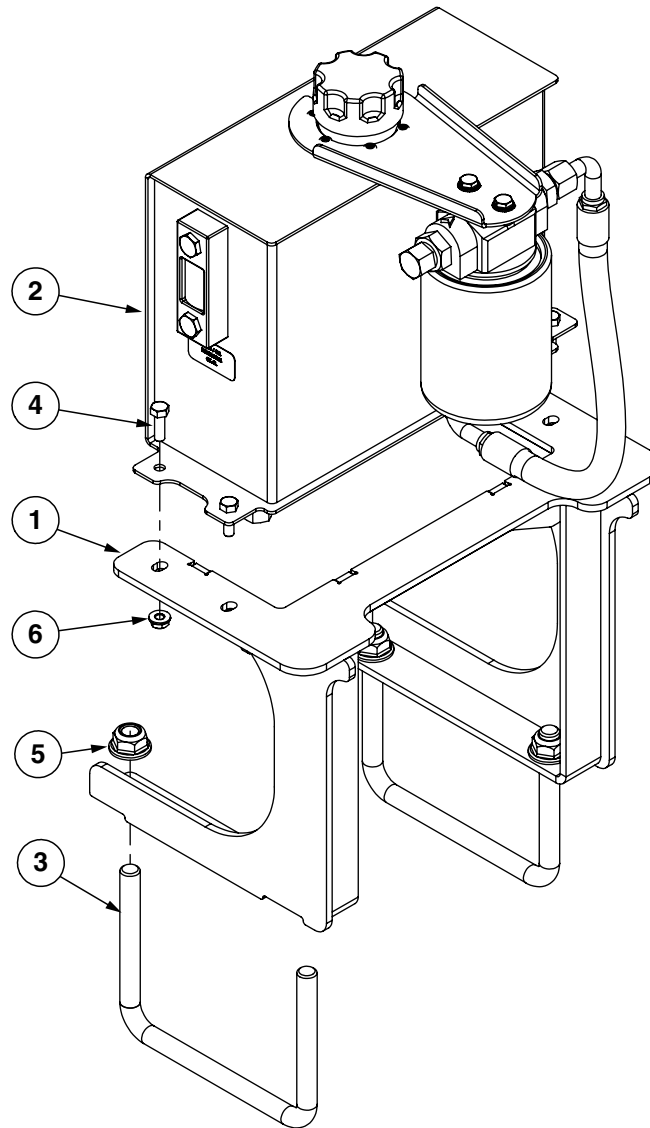
*** Hydraulic hose is not stocked by Kinze Repair Parts.**

(A25041)



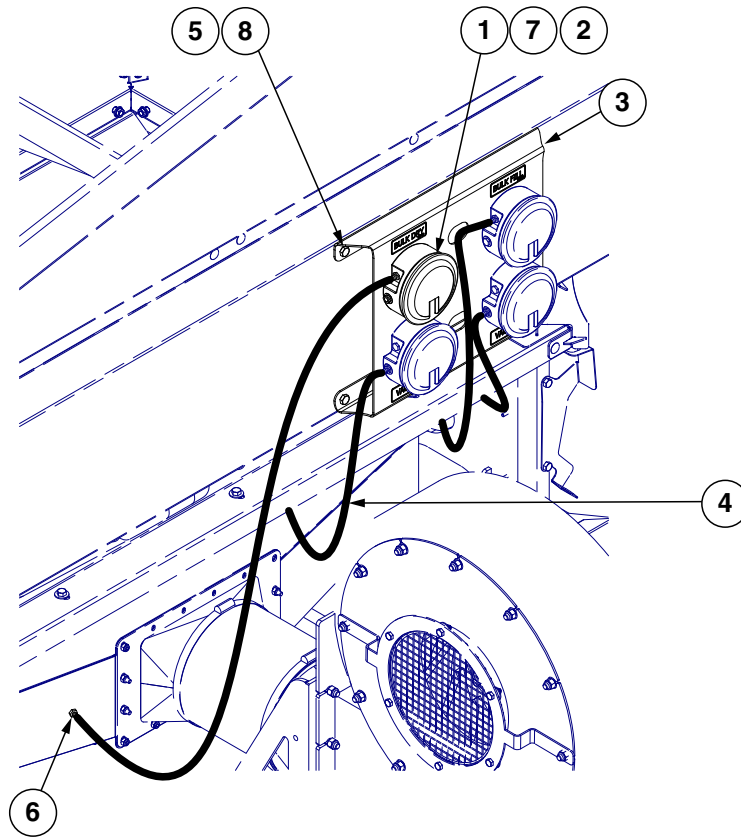
ITEM	PART NO.	QTY.	DESCRIPTION
1	GA25272	1	Hydraulic Reservoir
2	G6801-20	1	Elbow W/O-Ring, 90°, 1 $\frac{5}{8}$ "-12 Male JIC To O-Ring
3	G11602	1	Pipe Plug, 1/2"
4	G6400-12 GR1467	1 -	Connector, W/O-Ring, 1 $\frac{1}{16}$ "-12 Male JIC To O-Ring O-Ring
5	GA17115	1	Tempature Sensor
6	G6400-06 GR1045	1 -	Connector W/O-Ring, 9/16"-18 Male JIC To O-Ring O-Ring
7	G6804-12 GR1467	1	Adjustable Tee W/O-Ring, 1 $\frac{1}{16}$ "-12 Male JIC To O-Ring O-Ring
8	GA25353	1	PTO Cooler Fan
9	GA25354	1	Filter Assembly
10	G6801-12 GR1467	1	Elbow W/O-Ring, 90°, 1 $\frac{1}{16}$ "-12 Male JIC To O-Ring O-Ring
11	G6410-32-20	1	Adapter W/O-Ring, 2 $\frac{1}{2}$ "-12 x 1 $\frac{5}{8}$ "-12
12	G6408-HHP-32	1	Plug
13	GA25491	1	PTO Cooling Fan Indicator Harness
14	GD35309	1	Light Bracket
15	G6500-12	1	Swivel Elbow, 90°, 1 $\frac{1}{16}$ "-12 Male JIC To Female
16	GD6279-07	1	Clear Plastic Tubing, 3/8" x 7 $\frac{1}{4}$ "
17	GD35381	2	3/8" O.D. Brass Barbed x 1/4" NPT 90° Elbow
18	GA25357	1	Steel Hydraulic Line
19	G10133	4	Hex Head Cap Screw, 5/16"-18 x 1 $\frac{1}{2}$ "
20	GD35476	4	Nut Clip, 5/16"-18
21	G10991	4	Hex Head Cap Screw, 5/16"-18 x 7/8"
22	G11327	1	Phillips Flat Head Machine Screw, No. 10-24 x 5/8", Stainless Steel
23	G10395	1	Hex Nut, No. 10-24
24	G10257	1	Lock Washer, No. 10
25	G11386	8	Flat Washer, 5/16" SAE
26	G10681	2	Hose Clamp, No. 6
27	G11925	1	Thread Protector, 1 $\frac{5}{8}$ "-12
28	G10491	1	Thread Protector, 9/16"-18
29	G11926	2	Thread Protector, 1 $\frac{1}{16}$ "-12

(A25544)



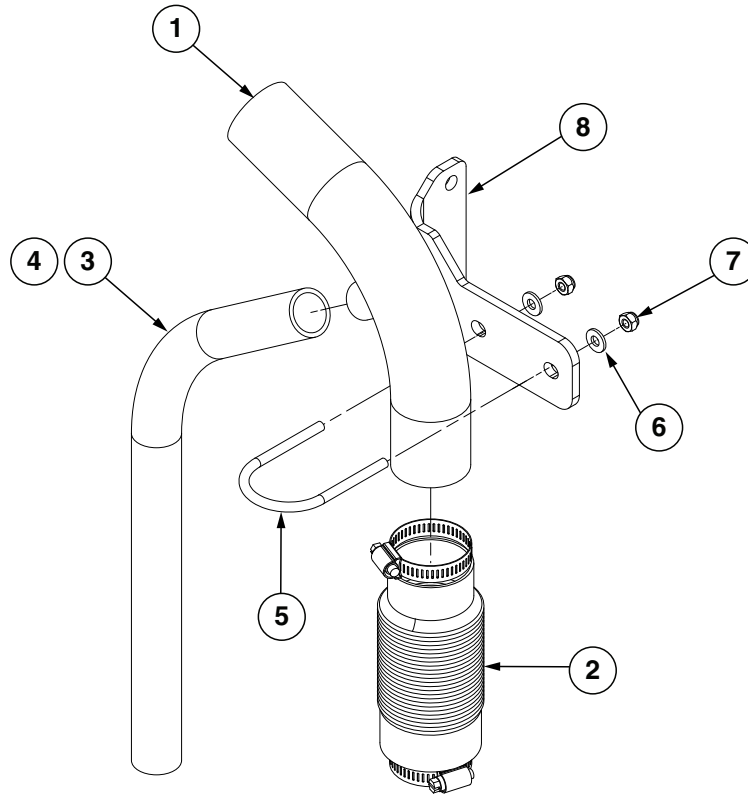
ITEM	PART NO.	QTY.	DESCRIPTION
1	GA25457	1	Oil Reservoir Stand
2	GA25456	1	Oil Reservoir Assembly W/Filter
	GA25613	1	Breather
	GA25334	1	Filter Head
	GD35000	1	Filter
3	GD16598	2	U-Bolt, 4" x 7" x 5/8"-11
4	G10991	4	Hex Head Cap Screw, 5/16"-18 x 7/8"
5	G10107	4	Lock Nut, 5/8"-11
6	G10109	4	Lock Nut, 5/16"-18
	G11386	4	Flat Washer, 5/16" SAE

(A25581)



ITEM	PART NO.	QTY.	DESCRIPTION
1	GA21406	1	Pressure Gauge
2	GA10799	1	Breather, 1/8" Male NPT
3	GD35532	1	Dry Fertilizer Gauge Mount
4	GD15849-06	4	Clear Tube, 5/16" x 144"
5	G11091	4	Serrated Flange Nut, 3/8"-16
6	GR1777	1	Hose Barb, 1/8" Male NPT To 3/16" Barb
7	G11728	3	Phillips Pan Head Machine Screw, #6-32 x 1/2"
8	G10001	4	Hex Head Cap Screw, 3/8"-16 x 1"

(A25501)

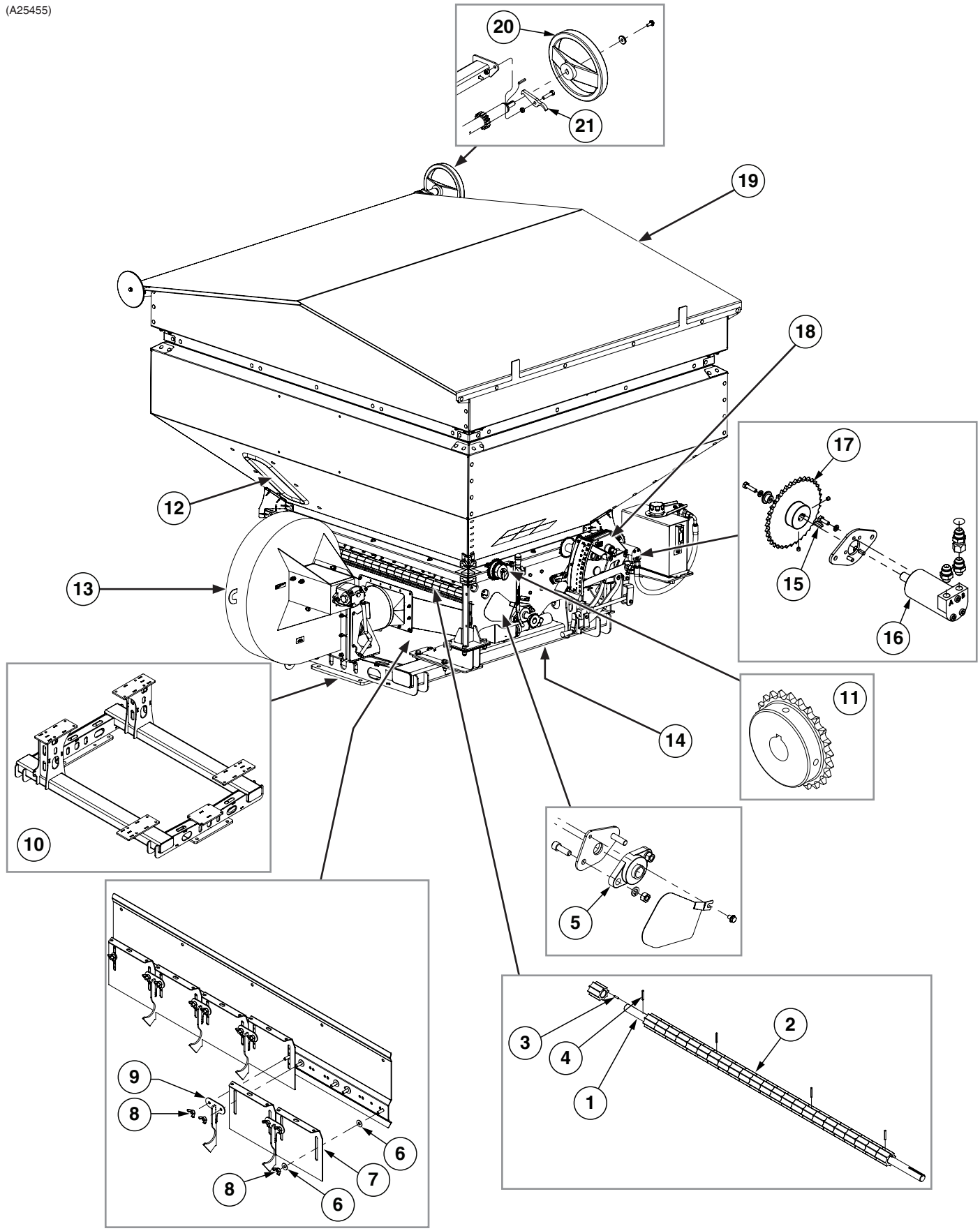


ITEM	PART NO.	QTY. (Per Assembly)	DESCRIPTION
1	GA25500 GA25336	1 -	Air Release Tube, 70° Elbow, Short Air Release Tube, 70° Elbow, Long
2	GD21398 G10672 G10676	1 1 1	Rubber Drop Tube Hose Clamp, No. 28 Hose Clamp, No. 36, Stainless Steel
3	*D19756-79	1	Hose, 1¼" x 20"
4	G10278	1	Hose Clamp, No. 16
5	GD35881	1	U-Bolt, 2" Diameter, 5/16"-18
6	G10379	2	Flat Washer, 5/16" SAE
7	G11951	2	Lock Nut, 5/16"-18
8	GD35221	1	Hose Support

*Hose not stocked by Kinze repair parts, but is available in bulk (GR1947).

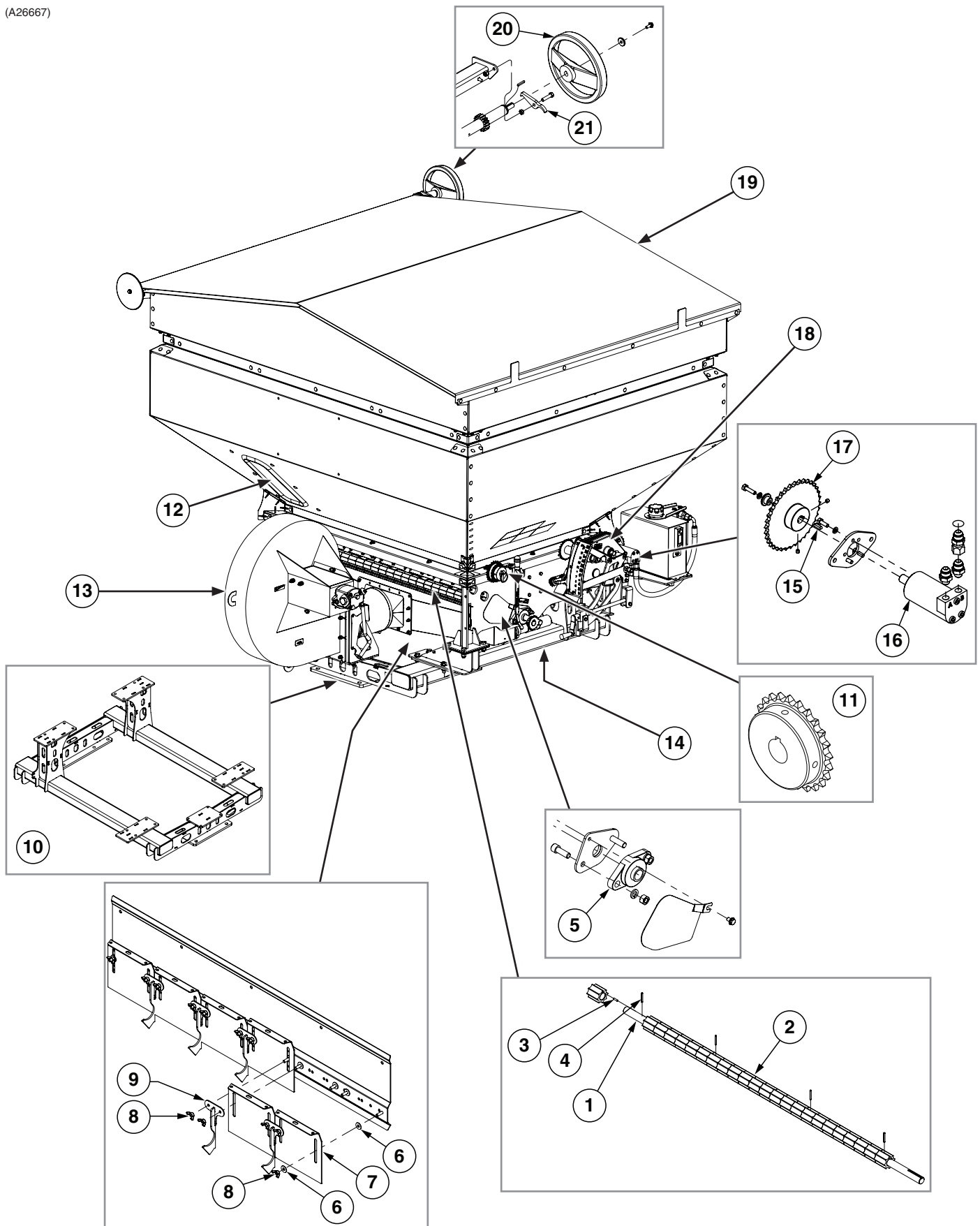
This page left blank intentionally.

(A25455)



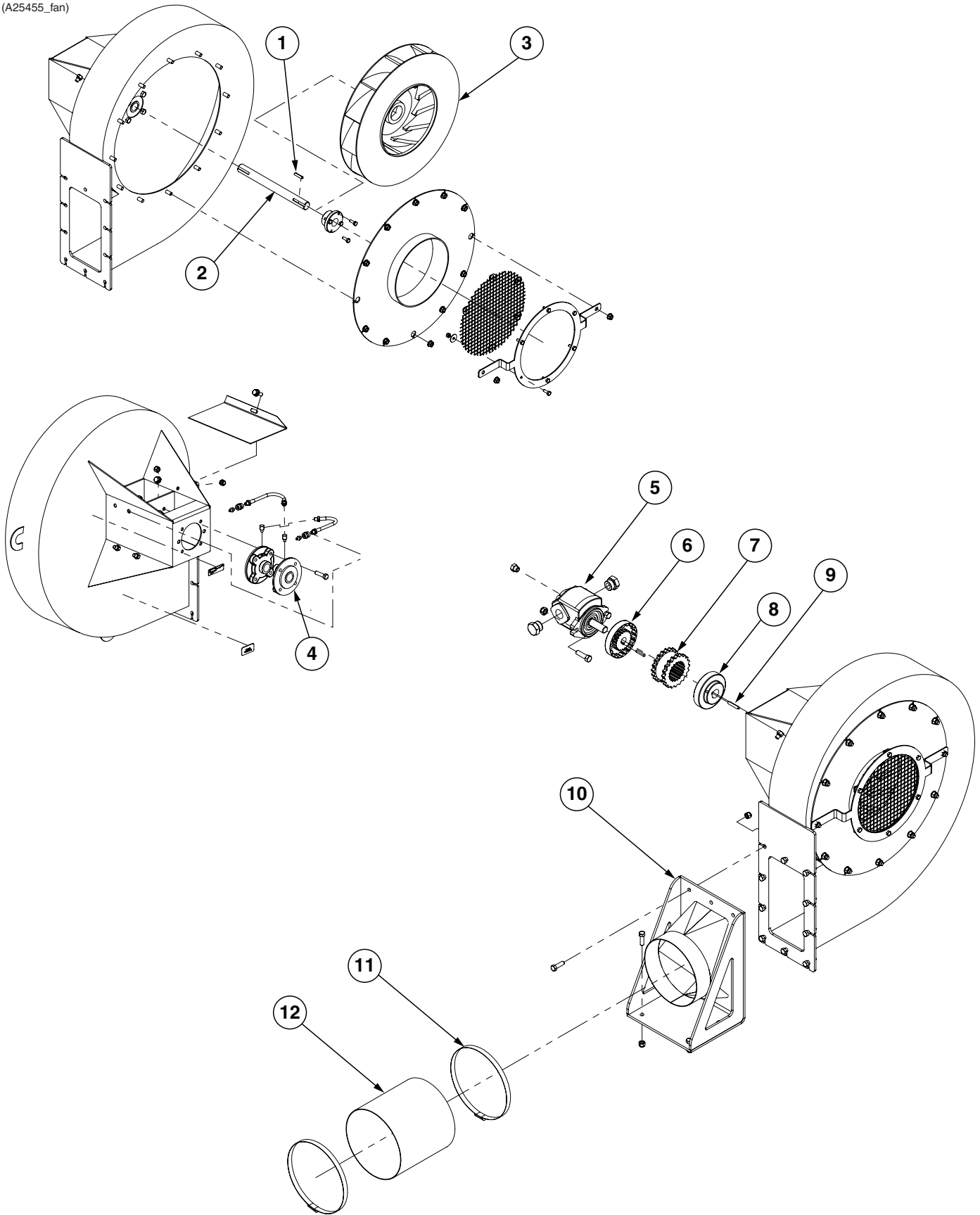
ITEM	PART NO.	QTY.	DESCRIPTION
1	GD35531	1	Dry Fertilizer Meter Section
2	GA25060	1	Fertilizer Metering Shaft Assembly (Includes Items 1 and 3-4)
3	GD34992	1	Steel Spring, $\frac{3}{16}$ " x 34"
4	GD34991	4	Steel Spring, $\frac{3}{16}$ " x 1 $\frac{1}{2}$ "
5	GA25333	1	Flange Bearing
6	G10379	14	Flat Washer, $\frac{5}{16}$ "
7	GD34994	6	Gate
8	G11919	12	Wing Nut, $\frac{3}{8}$ "-16
9	GA25063	5	Plate
10	GA25089	1	Frame
11	GA25018	1	Gear Assembly, 40 x 12 Tooth Hub
	GA25017	1	Gear Assembly, 40 x 20 Tooth Hub
12	GD35004	1	Side Glass
	GD35005-42	1	Glass Rubber
13	---	-	See "Dry Fertilizer Fan" on page P186
14	---	-	See "Air Distribution System" on page P190
15	GR2291	1	Parallel Key, $\frac{3}{16}$ " x $\frac{3}{4}$ "
16	GA25335	1	Hydraulic Motor
	GR2290	-	Seal Kit
	GR2291	-	Parallel Key, $\frac{3}{16}$ " x $\frac{3}{4}$ "
17	GA25016	1	Gear Assembly, 40 x 36 Tooth Hub
18	---	-	See "Variable Hydraulic Transmission" on page P188
19	GD35007	1	Tarp, 75" x 102", Black
20	GD35006	1	Hand Wheel
21	GD35009	1	Latch

(A26667)

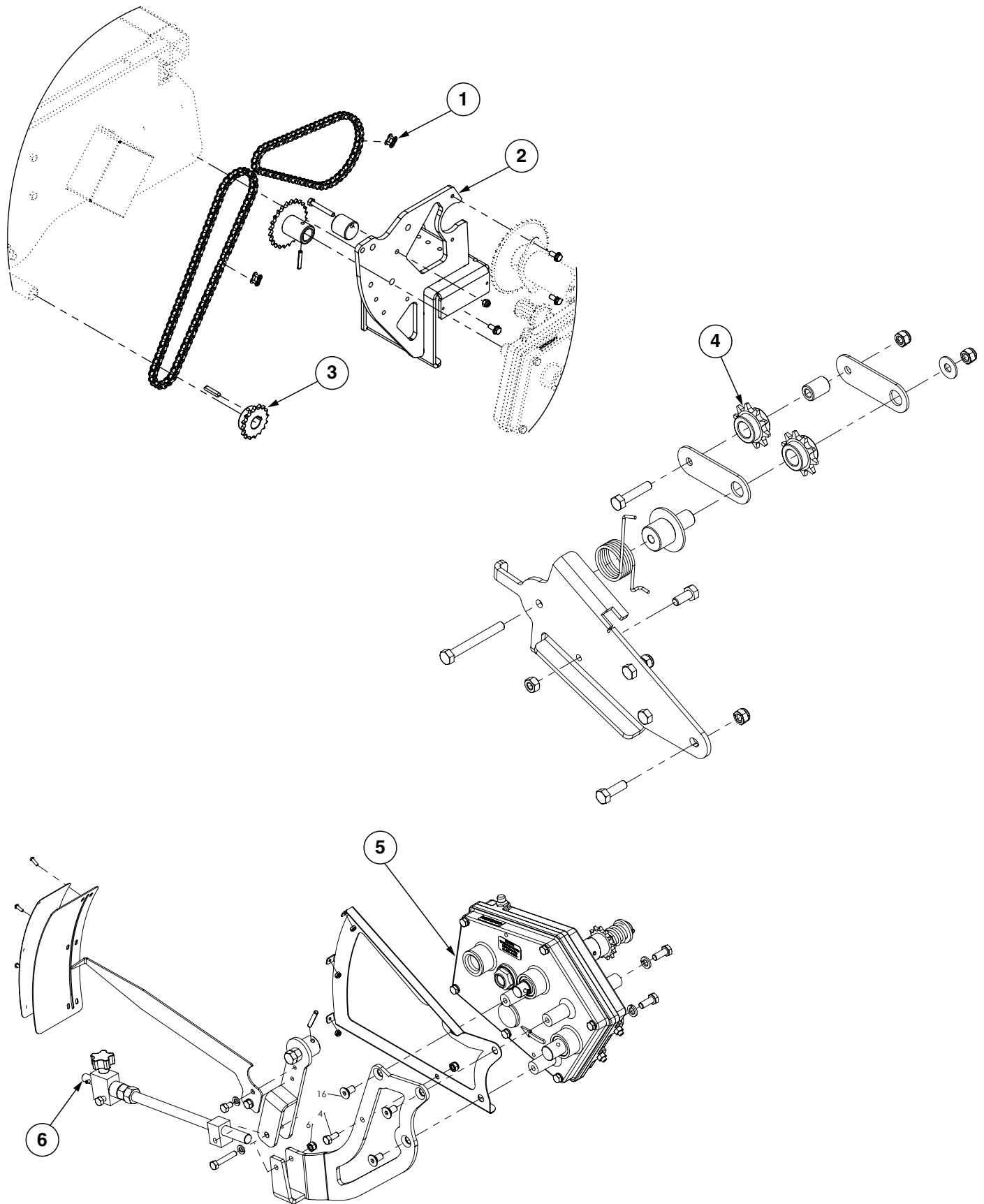


ITEM	PART NO.	QTY.	DESCRIPTION
1	GD35531	1	Dry Fertilizer Meter Section
2	GA25060	1	Fertilizer Metering Shaft Assembly (Includes Items 1 and 3-4)
3	GD34992	1	Steel Spring, 3/16" x 34"
4	GD34991	4	Steel Spring, 3/16" x 1 1/2"
5	GA25333	1	Flange Bearing
6	G10379	14	Flat Washer, 5/16"
7	GD34994	6	Gate
8	G11919	12	Wing Nut, 3/8"-16
9	GA25063	5	Plate
10	GA25089	1	Frame
11	GA25018	1	Gear Assembly, 40 x 12 Tooth Hub
	GA25017	1	Gear Assembly, 40 x 20 Tooth Hub
12	GD35004	1	Side Glass
	GD35005-42	1	Glass Rubber
13	---	-	See "Dry Fertilizer Fan" on page P186
14	---	-	See "Air Distribution System" on page P190
15	GR2291	1	Parallel Key, 3/16" x 3/4"
16	GA25335	1	Hydraulic Motor
	GR2290	-	Seal Kit
	GR2291	-	Parallel Key, 3/16" x 3/4"
17	GA25016	1	Gear Assembly, 40 x 36 Tooth Hub
18	---	-	See "Variable Hydraulic Transmission" on page P188
19	GD36261	1	Tarp, 103" x 113", Black
20	GD35006	1	Hand Wheel
21	GD35009	1	Latch

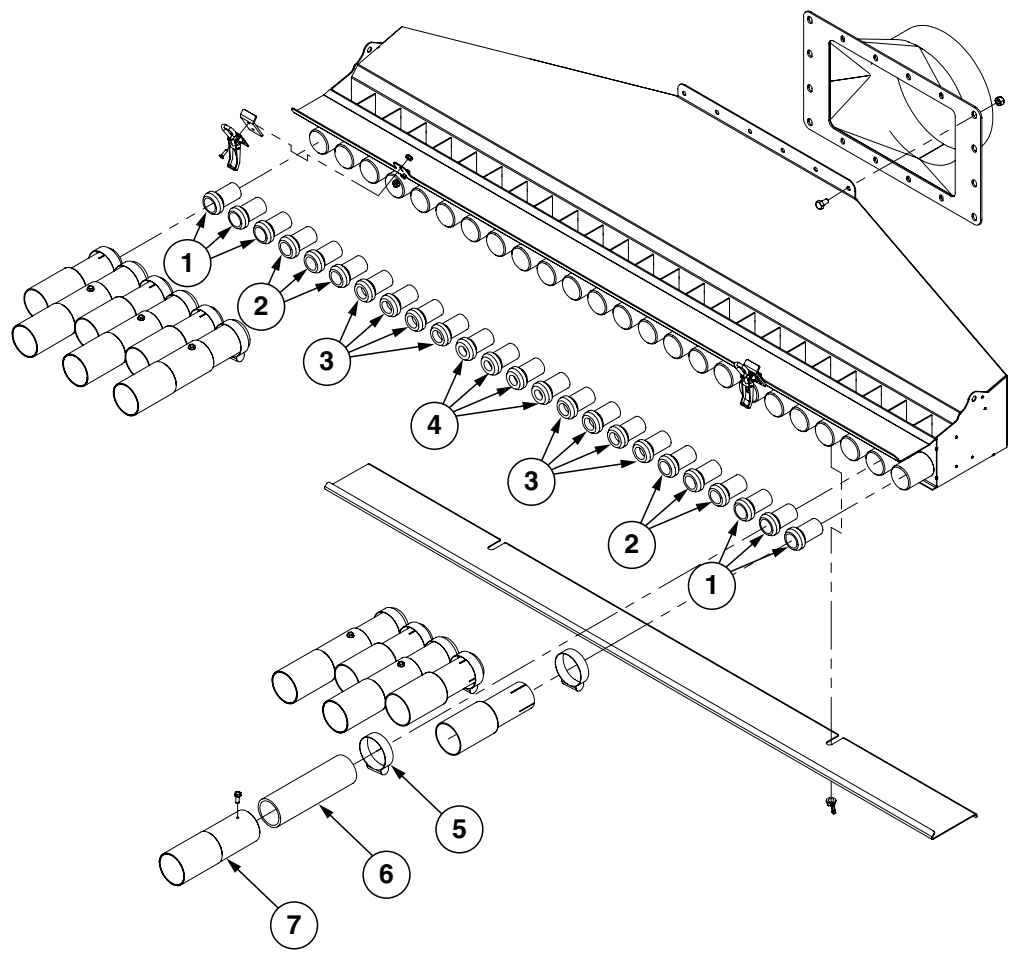
(A25455_fan)



ITEM	PART NO.	QTY.	DESCRIPTION
1	GR2331	1	Key
2	GD34974	1	Blower Shaft
3	GD34973	1	Rotor
4	GA25332	2	Flanged Bearing
5	GA25331	1	Hydraulic Gear Pump
	GR2268	1	Seal Kit
	GR2310	1	Key
6	GD34977	1	Coupling Hub, Half
7	GD34975	1	Coupling
8	GD34976	1	Coupling Hub, Half
9	GR2330	1	Key
10	GA25090	1	Blower Bracket
11	GD34978	2	Heavy Duty Hose Clamp
12	GD34979-8	1	Flexible Air Hose, 8"



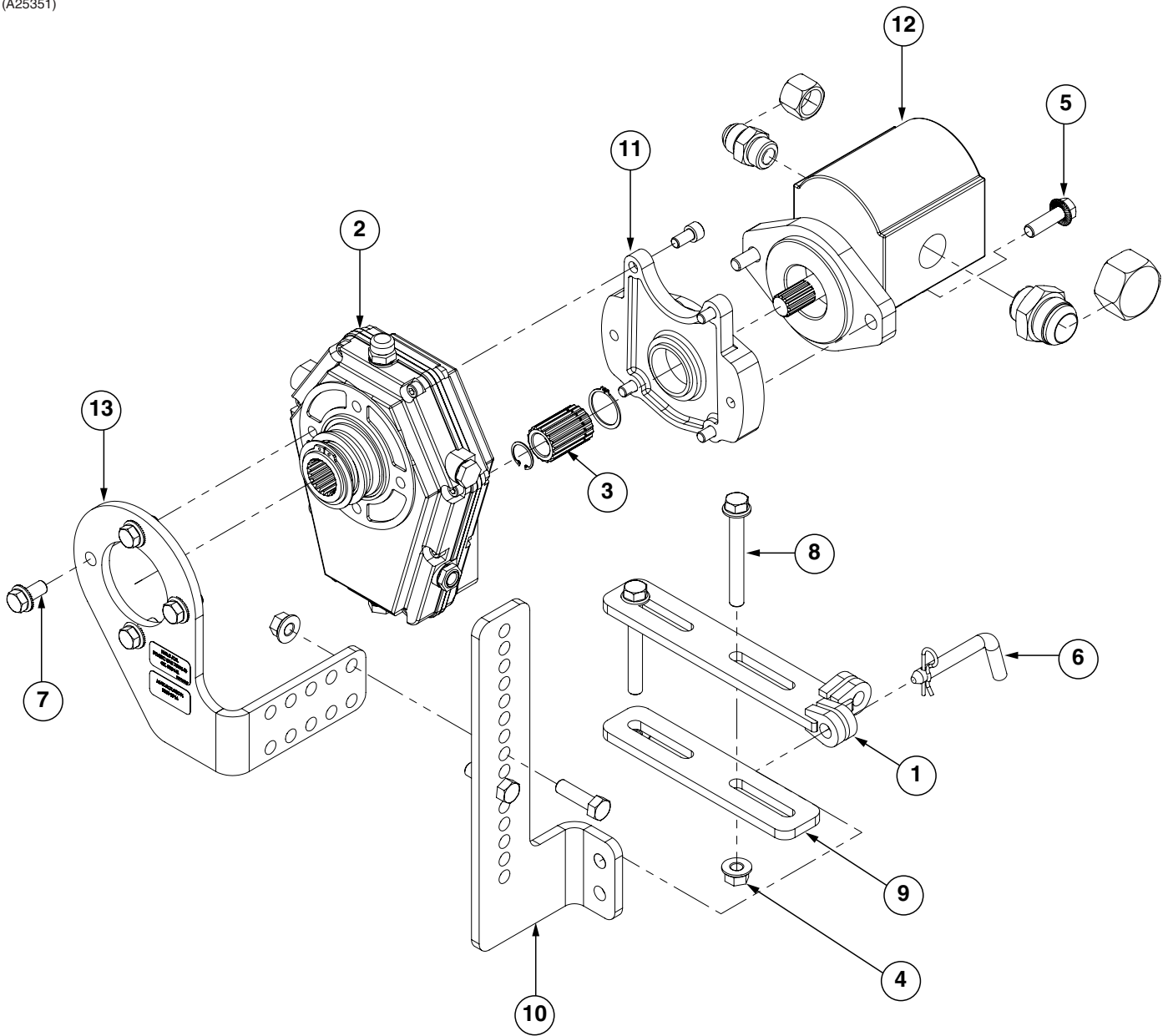
ITEM	PART NO.	QTY.	DESCRIPTION
1	GR2293	2	Connector Link, No. 40
2	GA25091	1	Transmission Support
3	GA25014	1	Gear Assembly, 40 x 16 Tooth Hub
4	GD35530	2	Sprocket Guide, No. 40
5	GA25013	1	Variable Transmission
6	GA25061	1	Adjusting Rod Assembly



ITEM	PART NO.	QTY.	DESCRIPTION
1	GD34980	6	Cone, 7/8"
2	GD34981	6	Cone, 13/16"
3	GD34982	8	Cone, 3/4"
4	GD34983	4	Cone, 5/8"
5	GD34997	12	Clamp Collar
6	GD34998	6	PVC Hose, 1 1/2" x 6"
7	GD34999	6	Adapter

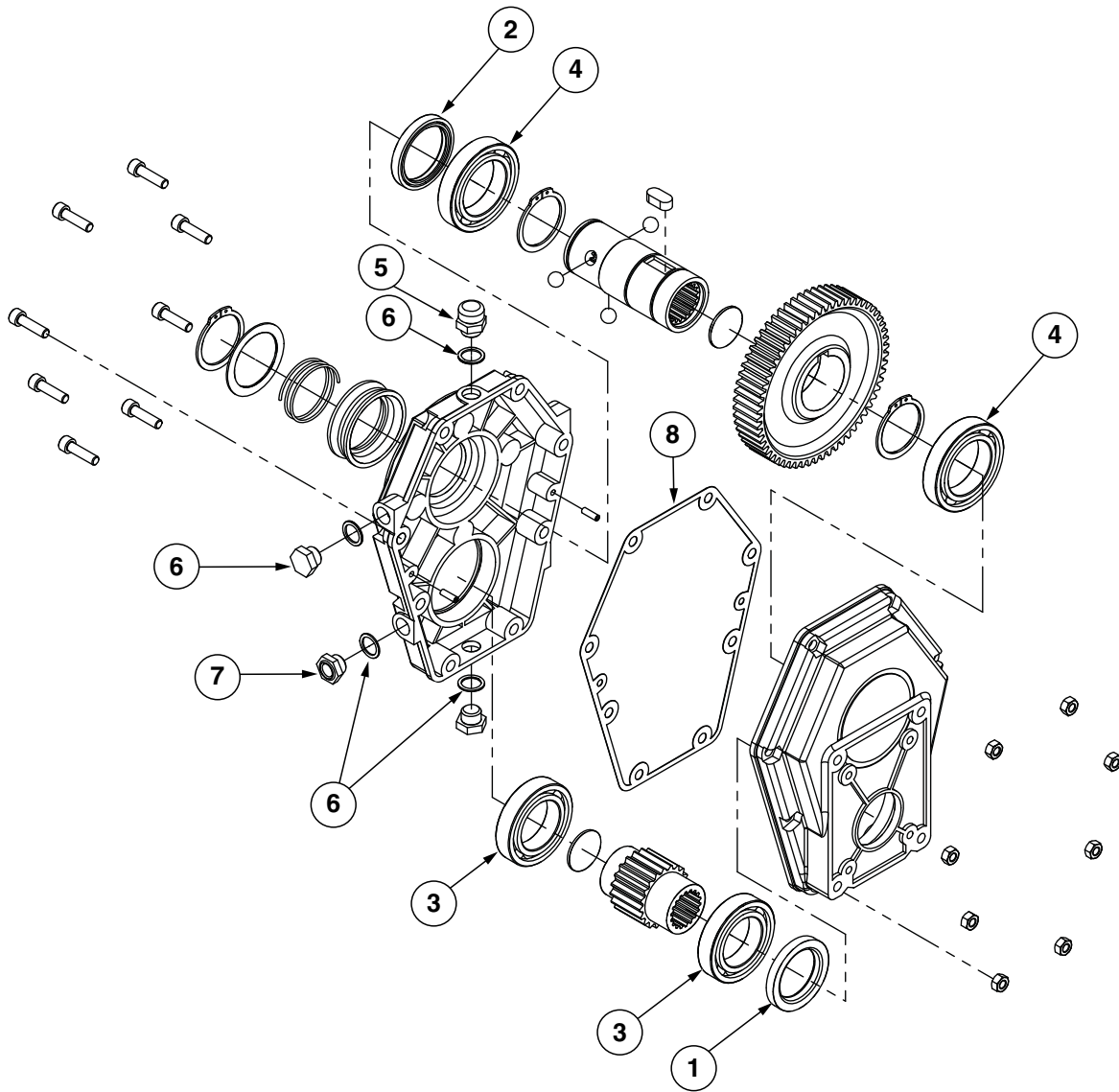
This page left blank intentionally.

(A25351)



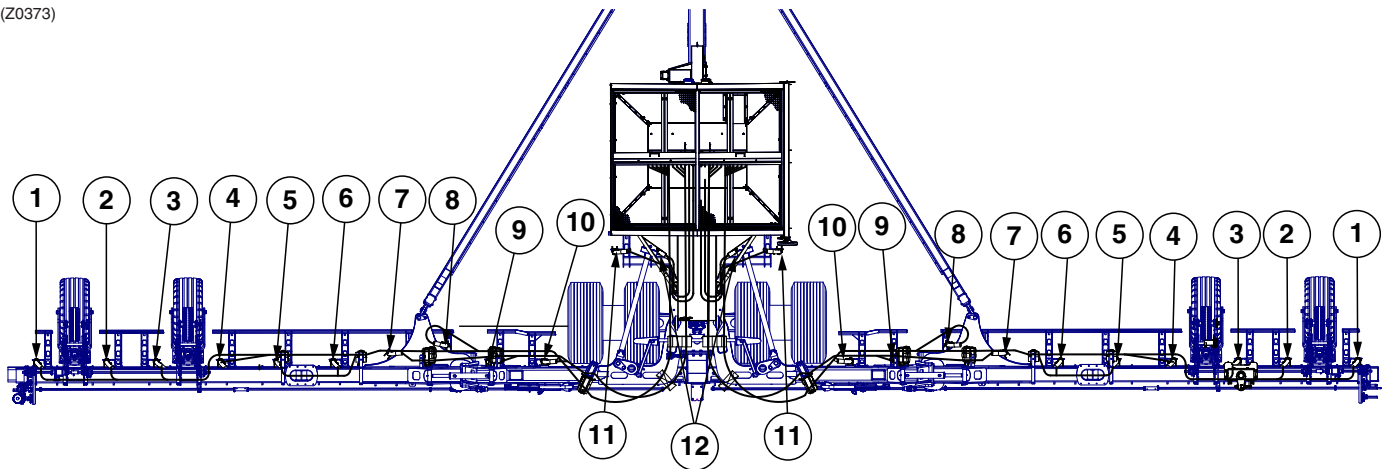
ITEM	PART NO.	QTY.	DESCRIPTION
1	GA25088	1	Pump Bracket
2	GA25612	1	See "Gear Box" on page P194
	GA25339	-	See "Gear Box" on page P194
3	GD35067	1	Spline Adaptor
4	G11920	4	Flange Locknut, 1/2"-13
5	G12002-40	2	Hex Head Cap Screw, M12-1,75 x 40
6	GA25340	1	Hitch Pin w/Hairpin Clip
7	G12002-25	4	Hex Head Cap Screw, M12-1,75 x 25
8	G11876	2	Hex Serrated Flange Cap Screw, 1/2"-13 x 3", Grade 5
9	GD35074	1	Pump Bracket
10	GD35073	1	Pump Bracket
11	GD35066	1	Increaser Flange
12	GA25338	1	Hydraulic Pump
13	GD35072	1	Pump Bracket
A	GA25350	-	PTO Pump Assembly, 20" Spline (Includes Items: 1-13)
	GA25351	-	PTO Pump Assembly, 21" Spline (Includes Items: 1-13) (Shown)

(A25612)



ITEM	PART NO.	QTY.	DESCRIPTION
1	GD35086	1	Oil Seal
2	GD35536 GD35087	1 -	Sealing Ring, 21" Spline Sealing Ring, 20" Spline
3	GA25341	2	Deep Groove Ball Bearing, No. 6009
4	GA25342	2	Deep Groove Ball Bearing, No. 6010
5	GD35080	1	Breather
6	GD35082	4	Seal
7	GD35081	1	Glass Side
8	GD35083	1	Gasket, MB30
A	GA25612 GA25339	1 -	Pump, 21 Spline Pump, 20 Spline

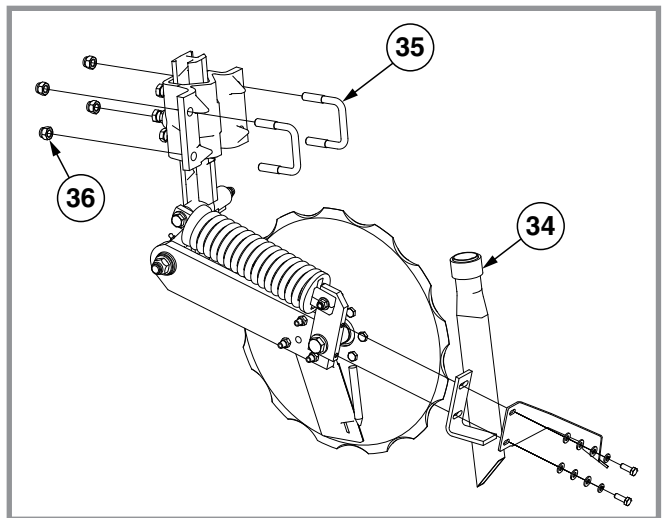
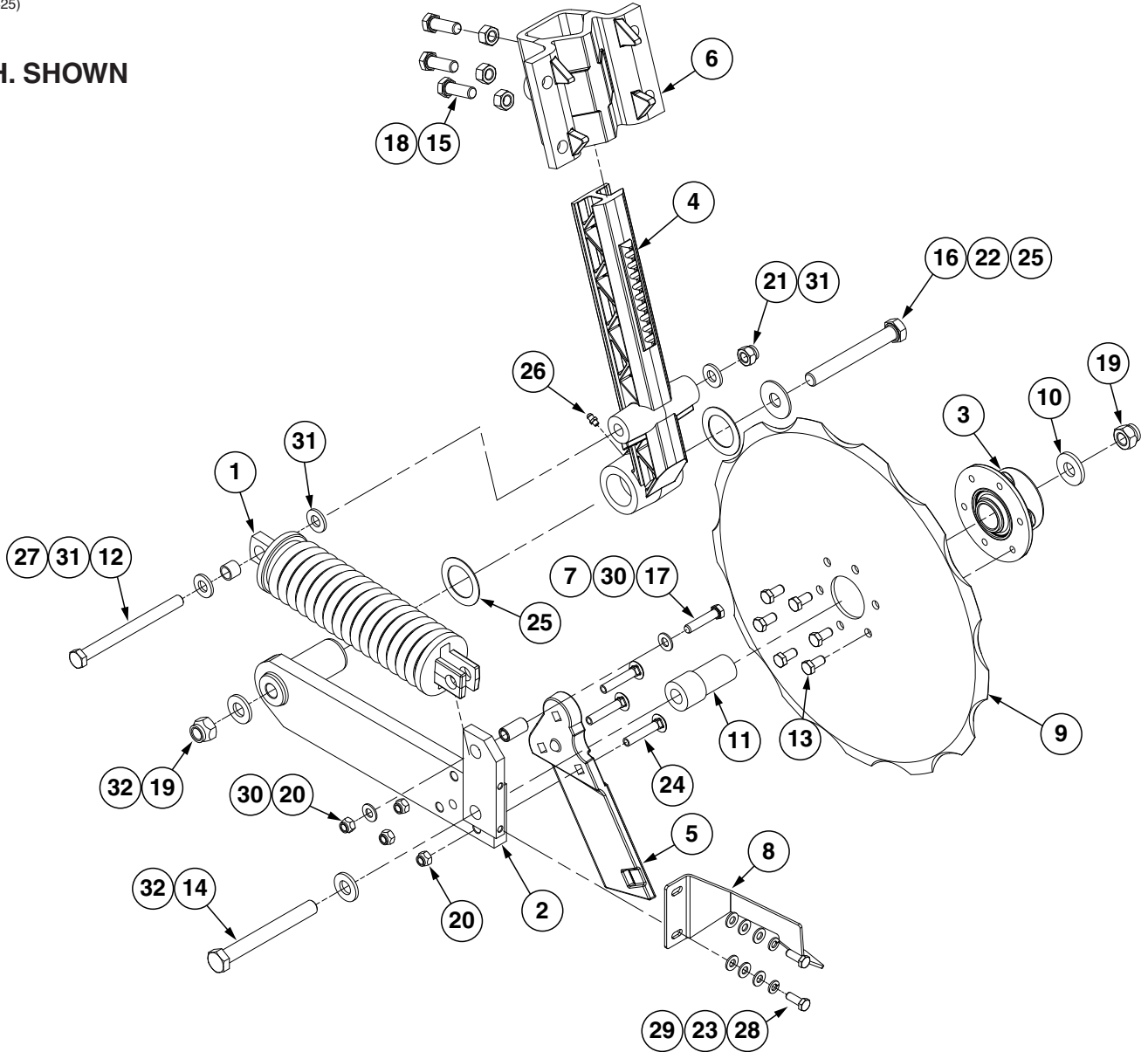
(Z0373)



ITEM	PART NO.	QTY.	DESCRIPTION
1	GD35466-467	2	Hose (Black), 2" I.D. x 467"
2	GD35466-425	2	Hose (Black), 2" I.D. x 425"
3	GD35466-410	2	Hose (Black), 2" I.D. x 410"
4	GD35466-362	2	Hose (Black), 2" I.D. x 362"
5	GD35466-338	2	Hose (Black), 2" I.D. x 338"
6	GD35466-305	2	Hose (Black), 2" I.D. x 305"
7	GD35466-283	2	Hose (Black), 2" I.D. x 283"
8	GD35466-296	2	Hose (Black), 2" I.D. x 296"
9	GD35466-230	2	Hose (Black), 2" I.D. x 230"
10	GD35466-195	2	Hose (Black), 2" I.D. x 195"
11	GD35467-132	2	Hose (Black), 1½" I.D. x 132"
12	GD35467-112	2	Hose (Black), 1½" I.D. x 66"

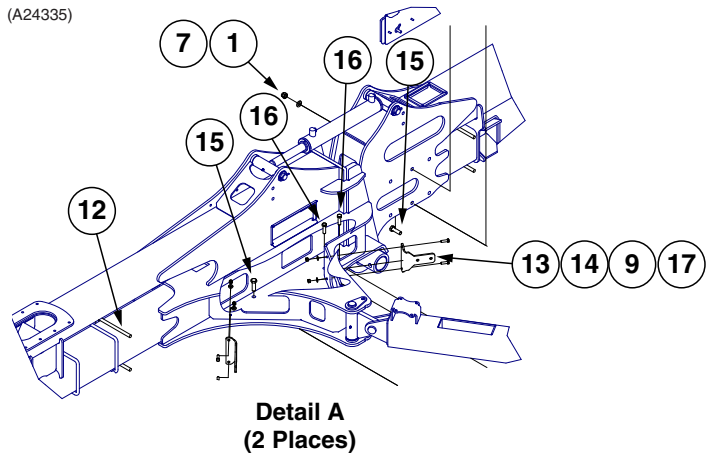
(A12425)

L.H. SHOWN

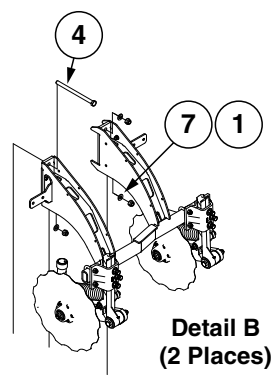


ITEM	PART NO.	QTY.	DESCRIPTION
1	GA6966	1	Compression Spring Assembly
2	GA9433	1	Pivot Arm, L.H.
	GA9434	-	Pivot Arm, R.H.
3	GA9437	1	Hub W/Bearing
	GA8603	-	Bearing, Double Row (Included W/GA9437)
4	GB0296	1	Arm. 13½"
5	GB0323	1	Knife, L.H.
	GB0322	-	Knife, R.H.
6	GB0400	1	Mount, R.H.
	GB0405	-	Mount, L.H.
7	GD1026	1	Sleeve, 1¾" Long
8	GD11557	1	Scraper, L.H.
	GD11558	-	Scraper, R.H.
9	GD12676	1	Disc Blade, Notched, 16¾"
10	GD12677	1	Washer, 1½" O.D., 7 Gauge (.1793"), Hardened
11	GD12679	1	Stepped Spacer, 3" Long
12	GD12685	1	Bushing, ¾" O.D. x ½" Long
13	G10002	6	Hex Head Cap Screw, ⅜"-16 x ¾"
14	G10011	1	Hex Head Cap Screw, ⅝"-11 x 5½"
15	G10017	3	Hex Head Cap Screw, ½"-13 x 1½"
16	G10046	1	Hex Head Cap Screw, ⅝"-11 x 5"
17	G10047	1	Hex Head Cap Screw, ⅜"-16 x 1¾"
18	G10102	3	Hex Nut, ½"-13
19	G10107	2	Lock Nut, ⅝"-11
20	G10108	4	Lock Nut, ⅜"-16
21	G10111	1	Lock Nut, ½"-13
22	G10217	1	Washer, ⅝" USS
23	G10232	2	Lock Washer, ⅝"
24	G10306	3	Carriage Bolt, ⅜"-16 x 2"
25	G10450	2	Washer, 2¼", 18 Gauge (.0478")
26	G10640	1	Grease Fitting, ¼"-28
27	G10871	1	Hex Head Cap Screw, ½"-13 x 6"
28	G10991	2	Hex Head Cap Screw, ⅝"-18 x ⅞"
29	G11386	6	Flat Washer, ⅝" SAE
30	G11387	2	Hardened Washer, ⅜" SAE
31	G11389	3	Flat Washer, ½" Plated SAE
32	G11391	2	Flat Washer, 5⅝" SAE
33	---	-	---
34	GA10047	1	Drop Tube, L.H., Dry Fertilizer
	GA10048	-	Drop Tube, R.H., Dry Fertilizer
35	GD13287	2	U-Bolt, 1½" x 2½" x ½"-13
36	G11511	4	Lock Nut, ½"-13
A	GA24337	-	LH (Items 1-36)
	GA24336	-	RH (Items 1-36)

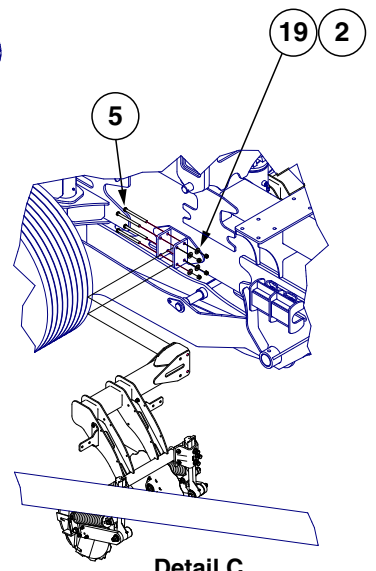
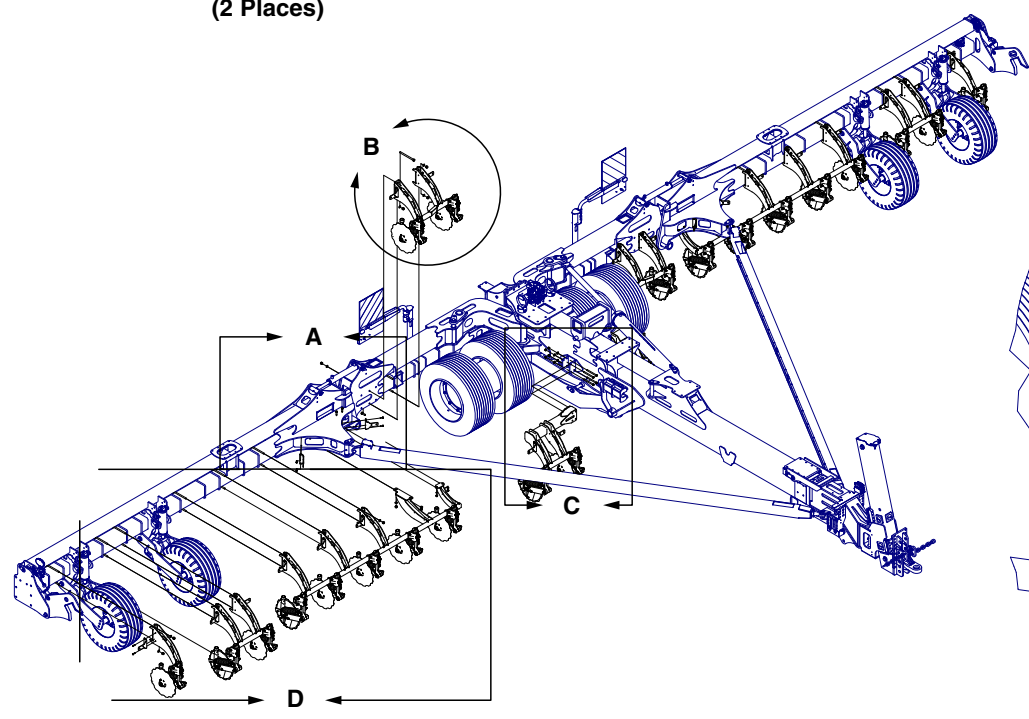
(A24335)



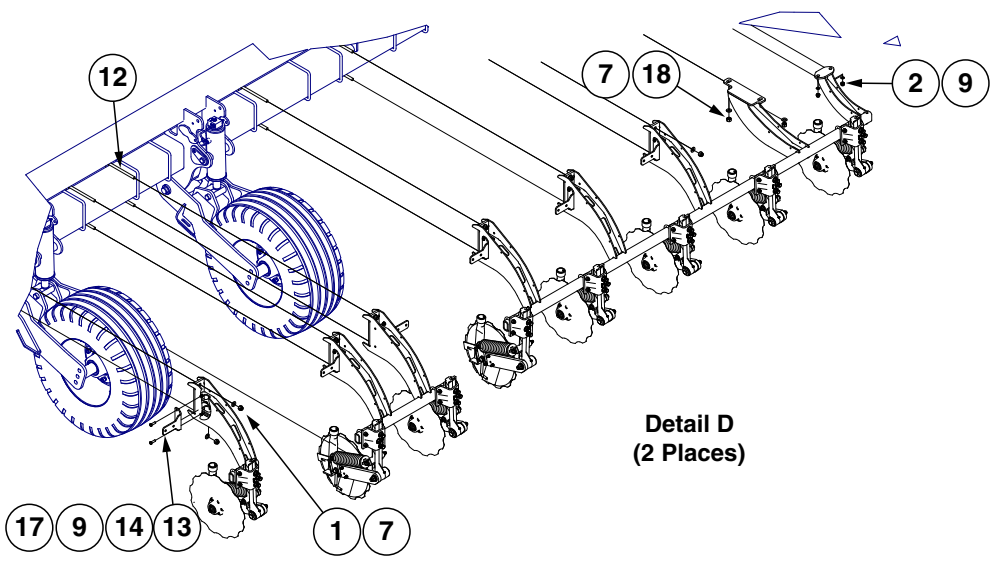
Detail A
(2 Places)



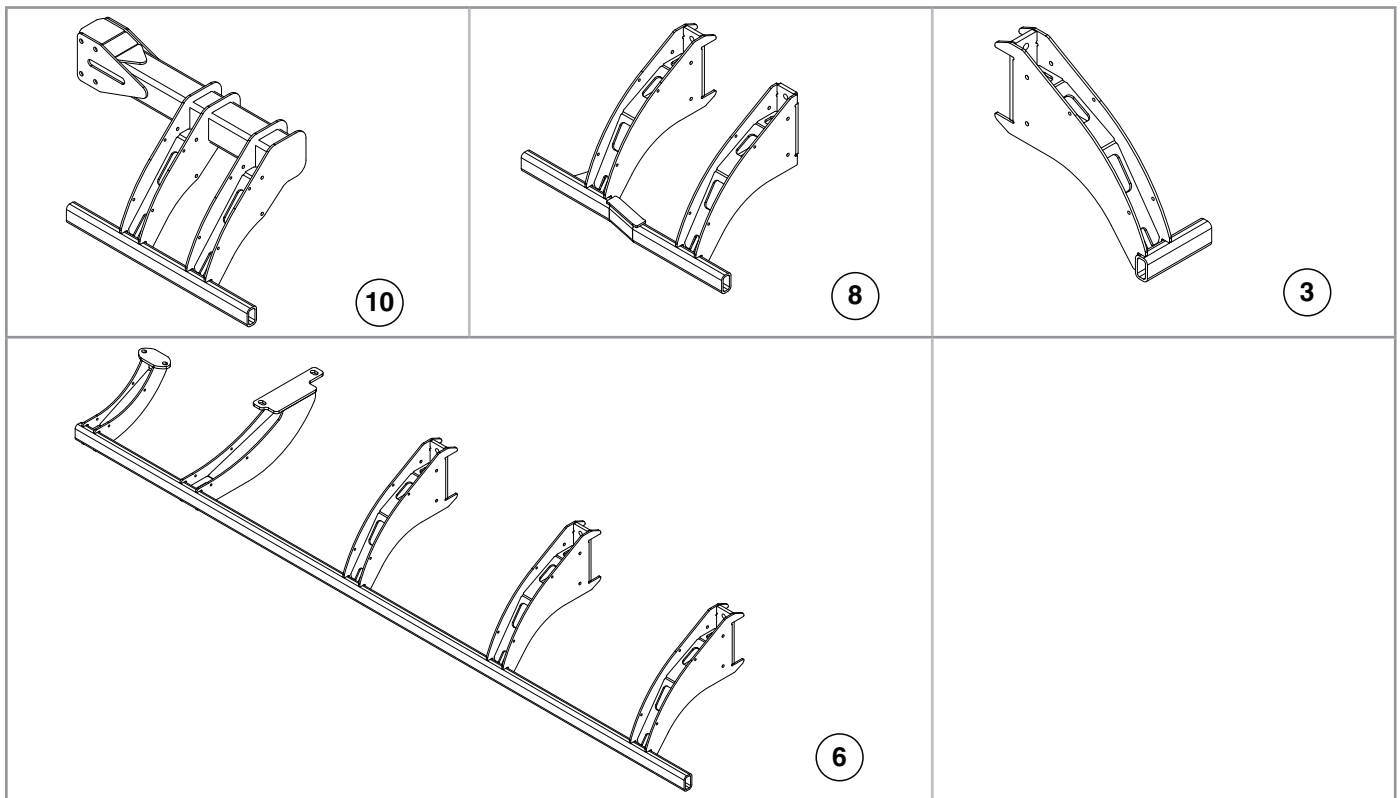
Detail B
(2 Places)



Detail C
(2 Places)

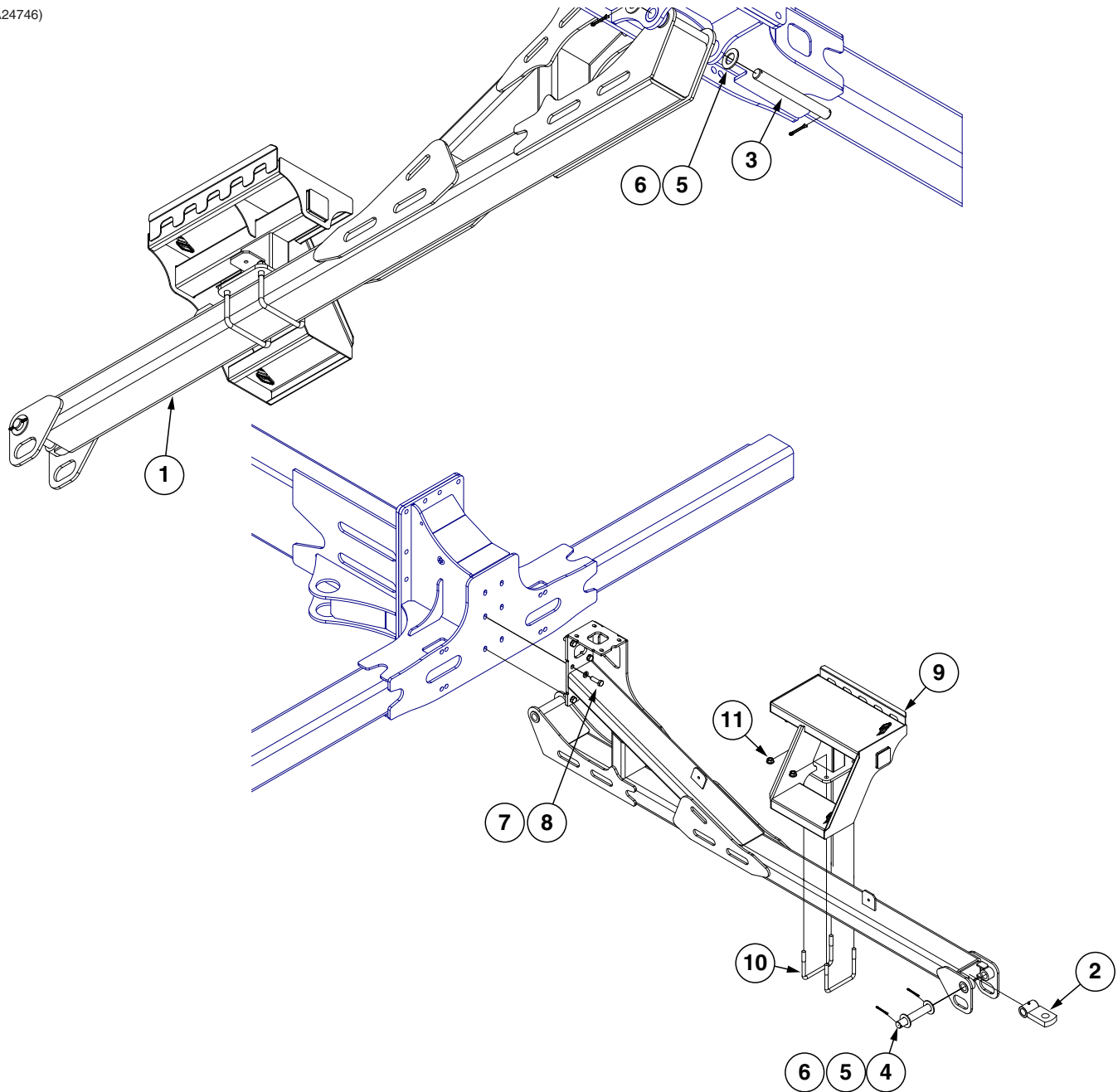


Detail D
(2 Places)



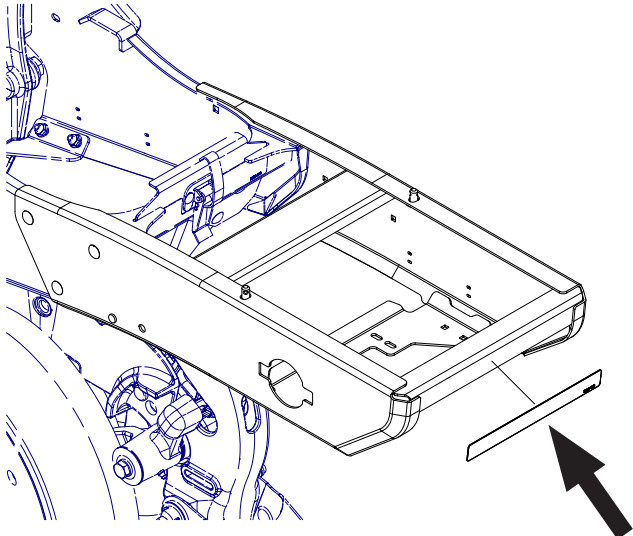

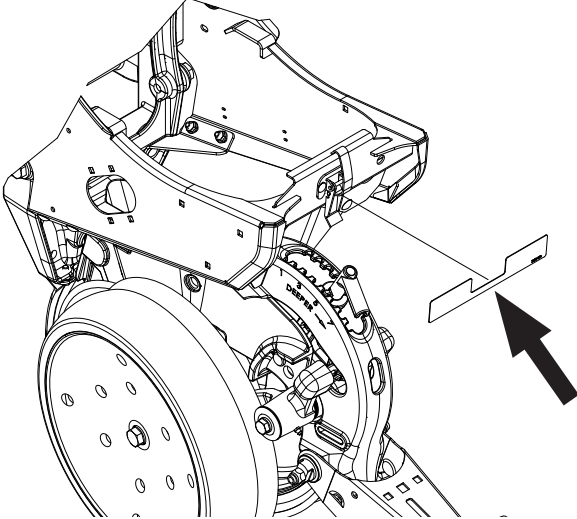


ITEM	PART NO.	QTY.	DESCRIPTION
1	G10107	32	Lock Nut, 5/8"-11
2	G10111	12	Lock Nut, 1/2"-13
3	GA25999	1	Single Opener Mount, L.H.
	GA25600	-	Single Opener Mount, R.H.
4	G10177	4	Hex Head Cap Screw, 5/8"-11 x 9 1/2"
5	G10829	8	Hex Head Cap Screw, 1/2"-13 x 6 1/2"
6	GA25537	1	Wing Opener Mount, L.H.
	GA25536	-	Wing Opener Mount, R.H.
7	G11391	44	Flat Washer, 5/8" SAE
8	GA25539	1	Stub Wing Opener Mount, L.H.
	GA25538	-	Stub Wing Opener Mount, R.H.
9	G11387	48	Flat Washer, 3/8" SAE
10	GA25543	1	Hitch Opener Mount, L.H.
	GA25542	-	Hitch Opener Mount, R.H.
11	GA25545	2	Opener Mount
12	GD1114	14	U-Bolt, 7" x 7" x 5/8"-11
13	GD35221	24	Hose Support
14	G10004	48	Hex Head Cap Screw, 3/8"-16 x 1 1/4"
15	G10008	4	Hex Head Cap Screw, 5/8"-11 x 2"
16	G10039	4	Hex Head Cap Screw, 1/2"-13 x 1 3/4"
17	G10101	48	Hex Nut, 3/8"-16
18	G10104	4	Hex Nut, 5/8"-11
19	G11389	4	Flat Washer, 1/2" Plated SAE



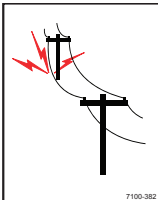
(A24746)

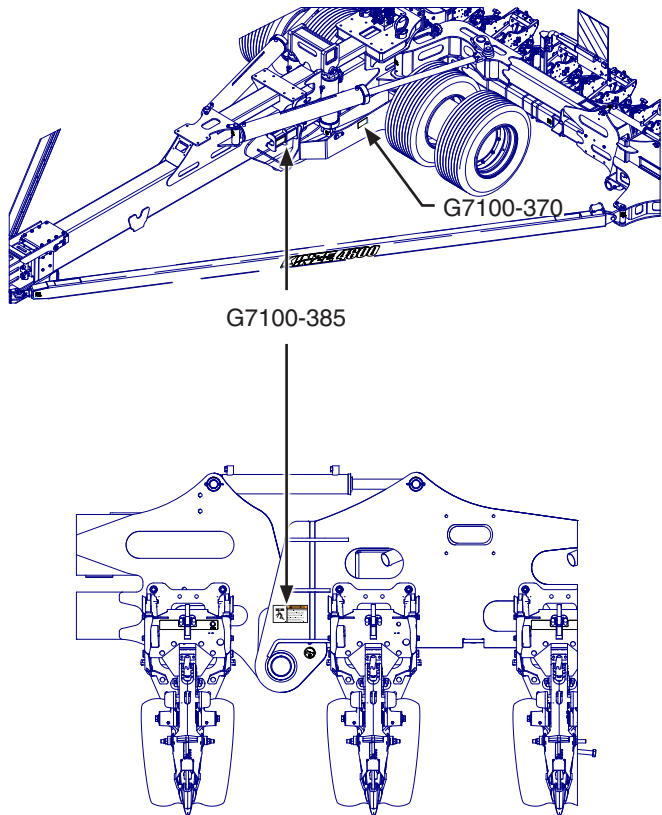

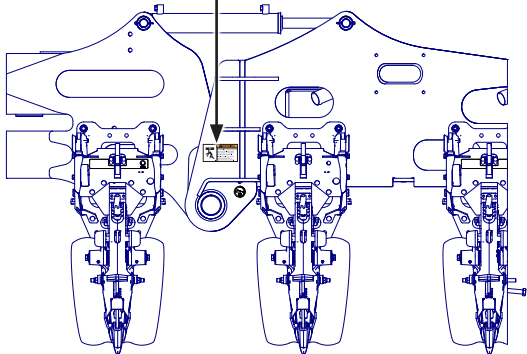





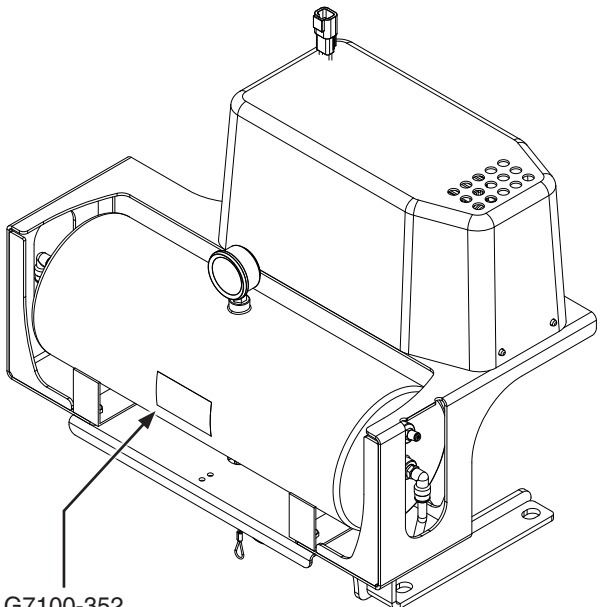
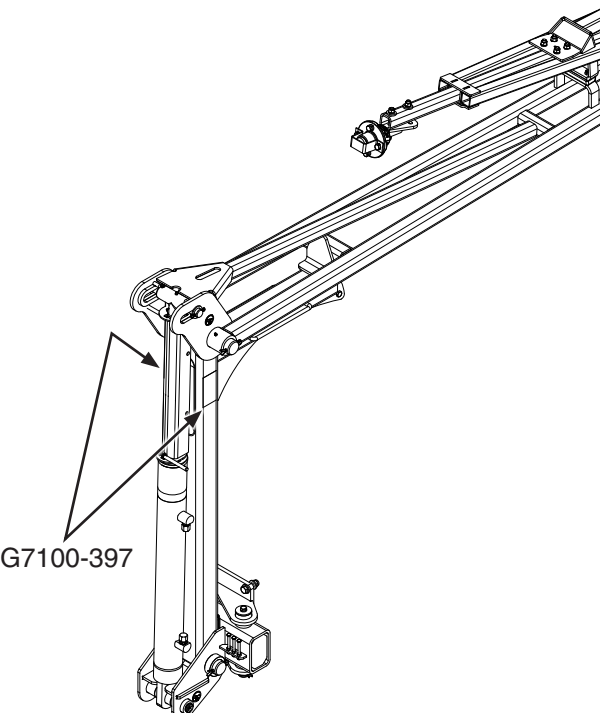

ITEM	PART NO.	QTY.	DESCRIPTION
1	GA24747	1	Trailer Hitch
2	GA17480	1	Clevis
3	GD29104-13	1	Pin, 1¼" O.D. x 11½"
4	GD29104-15	1	Pin, 1¼" O.D. x 8"
5	G11396	4	Flat Washer, 1¼" SAE
6	G10460	4	Cotter Pin, ¼" x 2"
7	G10230	6	Lock Washer, ⅝"
8	G10008	6	Hex Head Cap Screw, ⅝"-11 x 2"
9	GA24748	1	Trailer Hitch Step
10	GD9662	2	U-Bolt, 4" x 6" x ⅝"-11
11	G11415	4	Serrated Flange Nut, ⅝"-11




This page left blank intentionally.


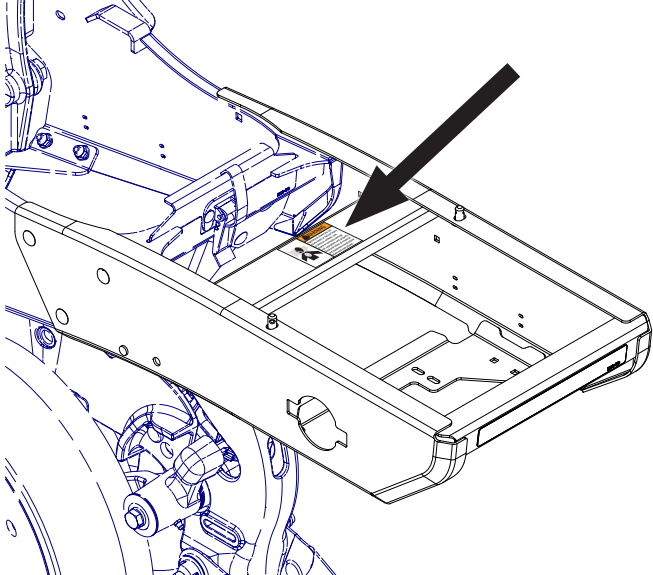

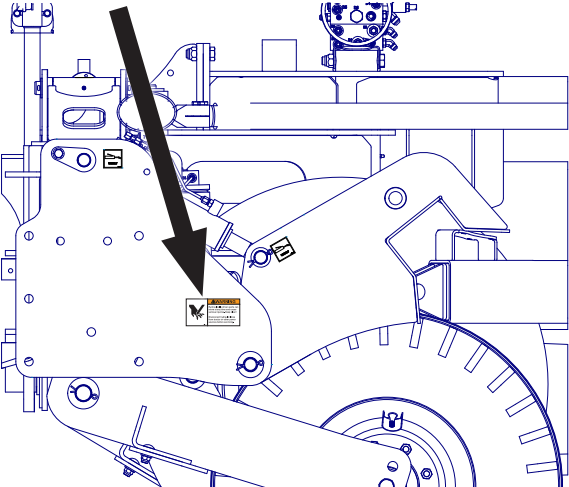

	 <p>Part No.: G7100-481 Description: Reflective Decal, Red, 1" x 9", Rectangular Quantity: 2 (Outside-Center Row Units)</p> <p>Part No.: G7100-482 Description: Reflective Decal, Amber, 1" x 9", Rectangular Quantity: 1 Per Row (Located On The Granular Chemical Hopper Panel Of Every Other Row Unit Beginning On The R.H. Side Of The Planter)</p> <p>Part No.: G7100-483 Description: Reflective Decal, Orange-Red, 1" x 9", Rectangular Quantity: 2 (Inside-Center Row Units)</p>
	 <p>Part No.: G7100-474 Description: Reflective Decal, Amber, 1½" x 9", Die-Cut Quantity: Located on Row Units No. 2, 4, 6, 8, 14, 16, 18, 20, 22, and 24</p> <p>Part No.: G7100-476 Description: Reflective Decal, Orange, 1½" x 9", Die-Cut Quantity: 2 (Inside-Center Row Units - Row Units No. 11 and 12)</p> <p>Part No.: G7100-477 Description: Reflective Decal, Red, 1½" x 9", Die-Cut Quantity: 2 (Outside-Center Row Units - Row Units No. 10 and 13)</p>
	<p>Part No.: G7100-599 Description: Kinze 4900 Decal, 4⅝" x 40" Quantity: 2 (1 On Each Side Of Draft Link)</p>

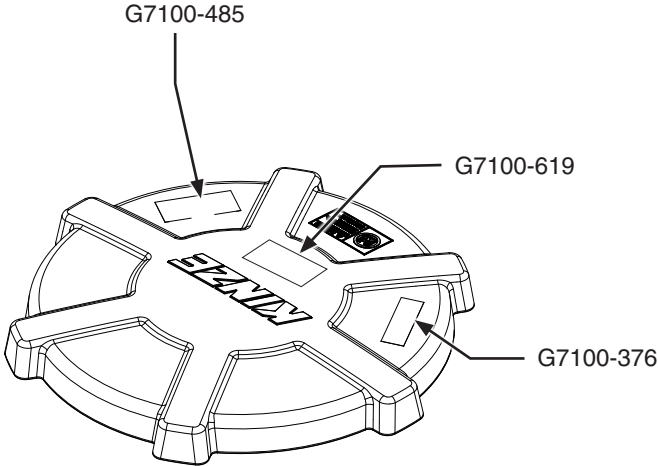


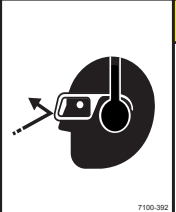
	 <p>WARNING</p> <p>Loss of control can cause death or serious injury, or damage to property and equipment. Tow only with farm tractor weight rated and configured for this equipment. Use safety chains and transport as specified in the Operator and Parts Manual.</p>
	<p>Part No.: English version- G7100-393 Russian version- G7100-393RUS Bulgarian version- G7100-393BGR Romanian version- G7100-393ROU Ukrainian version- G7100-393UKR</p> <p>Description: Decal, Warning</p> <p>Quantity: 1</p>
	 <p>WARNING</p> <p>Improper operation or servicing of this equipment can result in death or serious injury. Read and follow all instructions in the Operator and Parts Manual. Contact your Kinze dealer or go to www.kinze.com to order a replacement manual.</p>
<p>Part No.: English version- G7100-387 Russian version- G7100-387RUS Bulgarian version- G7100-387BGR Romanian version- G7100-387ROU Ukrainian version- G7100-387UKR</p> <p>Description: Decal, Warning</p> <p>Quantity: 1</p>	
 <p>DANGER</p> <p>CONTACTING OR COMING CLOSE TO POWER LINES OR OTHER HIGH ENERGY SOURCES WILL CAUSE DEATH OR SERIOUS INJURY. Keep away from power lines or high energy sources at all times.</p>	
<p>Part No.: English version- G7100-382 Russian version- G7100-382RUS Bulgarian version- G7100-382BGR Romanian version- G7100-382ROU Ukrainian version- GG7100-382UKR</p> <p>Description: Decal, Danger</p> <p>Quantity: 1</p>	








	 <div style="border: 1px solid black; padding: 5px;"> <p>⚠ WARNING</p> <p>Overinflation may cause explosive separation of tire and rim which could result in death or serious injury. Follow inflation specifications and maintenance instructions in the operator's manual.</p> </div>
	<p>Part No.: English version- G7100-370 Russian version- G7100-370RUS Bulgarian version- G7100-370BGR Romanian version- G7100-370ROU Ukrainian version- G7100-370UKR</p> <p>Description: Decal, Warning Quantity: 2 (Outside Wheel Modules)</p>  <div style="border: 1px solid black; padding: 5px;"> <p>⚠ WARNING</p> <p>Uncontrolled machine movement can crush resulting in death, serious injury, or damage to property and equipment. Install safety lockup devices before working under or transporting this equipment.</p> </div>
	<p>Part No.: English version- G7100-385 Russian version- G7100-385RUS Bulgarian version- G7100-385BGR Romanian version- G7100-385ROU Ukrainian version- G7100-385UKR</p> <p>Description: Decal, Warning Quantity: 3 (1 On Each Wing); (1 On Hitch)</p> <p>Part No.: English version- G7100-116 Russian version- G7100-116RUS Bulgarian version- G7100-116BGR Romanian version- G7100-116ROU Ukrainian version- G7100-116UKR</p> <p>Description: Decal, Grease Daily</p>
	<p>Part No.: English version- G7100-110 Russian version- G7100-110RUS Bulgarian version- G7100-110BGR Romanian version- G7100-110ROU Ukrainian version- G7100-110UKR</p> <p>Description: Decal, Grease Weekly</p>


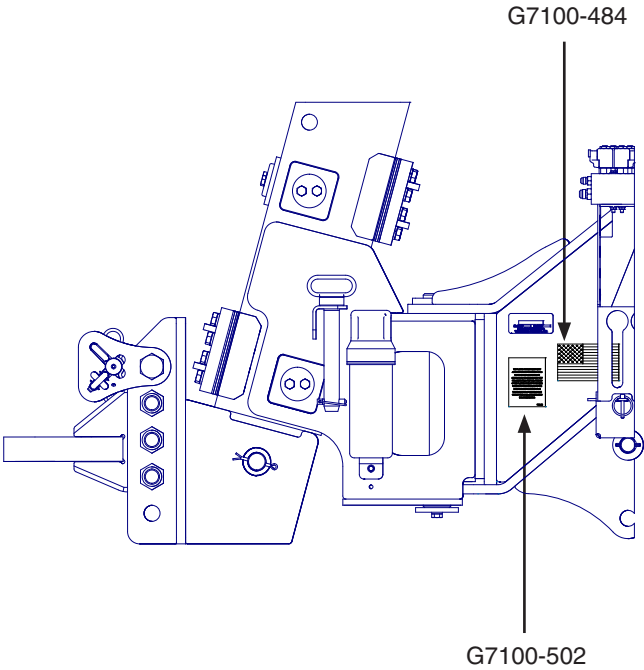

 <p>G7100-352</p>	<div style="border: 2px solid black; padding: 5px; text-align: center;"> <p>DRAIN MOISTURE FROM AIR TANK DAILY. DRAIN TANK COMPLETELY FOR STORAGE.</p> <p><small>7100-352</small></p> </div> <p>Part No.: English version- G7100-352 Russian version- G7100-352RUS Bulgarian version- G7100-352BGR Romanian version-G7100-352ROU Ukrainian version- G7100-352UKR</p> <p>Description: Decal, Tank Drain Quantity: 1 (Located In Center Of Air Tank)</p>
 <p>G7100-397</p>	<div style="border: 1px solid black; padding: 5px;"> <p style="text-align: center;">⚠ WARNING</p>  <p style="text-align: right;"><small>7100-397</small></p> <p>Row marker can lower at any time and could cause death or serious injury.</p> <p>Stay away from row markers!</p> <p>Install safety lockup device when not in use.</p> </div> <p>Part No.: English version- G7100-397 Russian version- G7100-397RUS Bulgarian version- G7100-397BGR Romanian version-G7100-397ROU Ukrainian version- G7100-397UKR</p> <p>Description: Decal, Warning Quantity: 4 (2 Per Row Marker)</p>







 <p>WARNING Falling from equipment can cause death or serious injury. Use three points of contact when working on equipment. Never ride on equipment!</p> <p>7100-380</p>	<p>English version- G7100-380 Russian version- G7100-380RUS Part No.: Bulgarian version- G7100-380BGR Romanian version-G7100-380ROU Ukrainian version- G7100-380UKR Description: Decal, Warning Quantity: 2 (1 On Each Side Of Stair)</p>
 <p>WARNING Static Electricity Shock Hazard Static electricity charge may build up during use of planter and discharge when refilling or performing maintenance. Electronic medical devices, such as pacemakers and defibrillators, may malfunction from shock of static electricity discharge. Persons wearing electronic medical devices should use caution to avoid shock when working around planter.</p> <p>7100-470</p>	<p>Part No.: English version- G7100-470 Russian version- G7100-470RUS Bulgarian version- G7100-470BGR Romanian version-G7100-470ROU Ukrainian version- G7100-470UKR Description: Decal, Warning Quantity: 1 (Located On Rear Of Hitch)</p>
	<p>Part No.: English version- G7100-385 Russian version- G7100-385RUS Bulgarian version- G7100-385BGR Romanian version-G7100-385ROU Ukrainian version- G7100-385UKR Description: Decal, Warning Quantity: Located On Safety Lockups</p>
	<p>Part No.: G7100-36 Description: SMV Sign Quantity: 1</p> <p>Part No.: GD27204 Description: SMV Backer Plate Quantity: 1</p> <p>Part No.: G10305 Description: Carriage Bolt, 3/8"-16 x 1" Quantity: 2</p> <p>Part No.: G11389 Description: Flat Washer, 1/2" Plated SAE Quantity: 2</p>


	<p>Part No.: G7100-577 Description: Reflective Decal</p>
	<div data-bbox="938 562 1422 804" style="border: 1px solid black; padding: 5px;">  <p>WARNING Agricultural chemicals can cause death or serious injury to persons, animals, and plants or seriously damage soil, equipment, and property. Read and follow all chemical and equipment manufacturer labels and instructions.</p> <p style="font-size: small;">7100-381</p> </div> <p>Part No.: English version- G7100-381 Russian version- G7100-381RUS Bulgarian version- G7100-381BGR Romanian version- G7100-381ROU Ukrainian version- G7100-381UKR</p> <p>Description: Decal, Warning Quantity: 1 Per Row (Located on Each Granular Chemical Hopper Support)</p>
	<div data-bbox="979 1161 1382 1360" style="border: 1px solid black; padding: 5px;">  <p>WARNING Hydraulically driven parts can move at any time and cause serious injuries. Keep clear!</p> <p>Disconnect hydraulic lines from tractor or other power sources before servicing.</p> <p style="font-size: small;">7100-580</p> </div> <p>Part No.: English version- G7100-580 Russian version- G7100-580RUS Bulgarian version- G7100-580BGR Romanian version- G7100-580ROU Ukrainian version- G7100-580UKR</p> <p>Description: Decal, Warning Quantity: 2 (1 Located On Each End Of Planter)</p>

 <p>G7100-485</p> <p>G7100-619</p> <p>G7100-376</p>	 <p>WARNING</p> <p>Do not remove lid during machine operation. Contents are pressurized and could result in death, serious injuries or equipment damage.</p> <p>Review operator manual for proper filling procedure.</p> <p><small>7100-485</small></p>
	<p>Part No.: English version- G7100-485 Russian version- G7100-485RUS Bulgarian version- G7100-485BGR Romanian version-G7100-485ROU Ukrainian version- G7100-485UKR</p> <p>Description: Decal, Warning</p> <p>Quantity: 2 (1 Per Tank Lid)</p>
	 <p>Опасно!</p> <p>НЕ ВХОДИ!</p> <p>Опасные условия внутри могут привести к тяжёлым повреждениям или летальному исходу.</p> <p>Следуйте процедурам ОТ и ТБ для работы в замкнутых пространствах.</p> <p><small>7100-619RUS</small></p>
<p>Part No.: English version- G7100-619 Russian version- G7100-619RUS Bulgarian version- G7100-619BGR Romanian version-G7100-619ROU Ukrainian version- G7100-619UKR</p> <p>Description: Decal, Notice</p> <p>Quantity: 2 (1 Per Tank Lid)</p>	
<p>NOTICE</p> <p>Maximum operating pressure 20" H₂O (5 kPa). Higher pressure can cause seed bridging.</p> <p><small>7100-376</small></p>	
<p>Part No.: *G7100-376</p> <p>Description: Decal, Notice</p> <p>Quantity: 2 (1 Per Tank Lid)</p>	
 <p>CAUTION</p> <p>Fan can start at any time. Operating fan can blow debris and has a high noise level.</p> <p>Always wear eye and hearing protection when working around fan.</p> <p><small>7100-392</small></p>	<p>Part No.: English version- G7100-392 Russian version- G7100-392RUS Bulgarian version- G7100-392BGR Romanian version-G7100-392ROU Ukrainian version- G7100-392UKR</p> <p>Description: Decal, Caution</p> <p>Quantity: 2 (1 Per Fan)</p>

 <p>WARNING Working or contacting chains and sprockets during operation could result in serious injury. Remove power sources before working on equipment.</p> <p>7100-497</p>	<p>Part No.: English version- G7100-497 Russian version- G7100-497RUS Bulgarian version- G7100-497BGR Romanian version-G7100-497ROU Ukrainian version- G7100-497UKR</p> <p>Description: Decal, Warning Quantity: 1 Per Wheel Module</p>
	<p>Part No.: GD1162 Description: Tie Strap, 28"</p> <p>Part No.: GD1512 Description: Tie Strap, 7½"</p> <p>Part No.: GD2117 Description: Tie Strap, 14½"</p> <p>Part No.: GD2984 Description: Tie Strap, 34"</p>
	<p>Part No.: English version- G7100-607 Russian version- G7100-607RUS Bulgarian version- G7100-607BGR Romanian version-G7100-607ROU Ukrainian version- G7100-607UKR</p> <p>Description: Bulk Dry Fertilizer Decal</p>
	<p>Part No.: *G7100-508 Description: Bulk Fill Decal</p>
	<p>Part No.: English version- G7100-509 Russian version- G7100-509RUS Bulgarian version- G7100-509BGR Romanian version-G7100-509ROU Ukrainian version- G7100-509UKR</p> <p>Description: Vacuum Decal</p>
	<p>Part No.: G7100-578 Description: 20 KM/H Decal</p>
	<p>Part No.: English version- G7100-621 Russian version- G7100-621RUS Bulgarian version- G7100-621BGR Romanian version-G7100-621ROU Ukrainian version- G7100-621UKR</p> <p>Description: Shipping Tie Down Decal</p>

	<p>Part No.: English version- G7100-622 Russian version- G7100-622RUS Bulgarian version- G7100-622BGR Romanian version- G7100-622ROU Ukrainian version- G7100-622UKR</p> <p>Description: Lift Area Decal</p>
	<div data-bbox="982 695 1279 1094" style="border: 1px solid black; padding: 5px;"> <p><u>THIS IMPLEMENT IS FOR AGRICULTURAL USE ONLY</u></p> <p>THIS PLANTER CONTAINS KINZE'S MOST ADVANCED PLANTING TECHNOLOGY. WHEN YOU RECEIVED YOUR PLANTER, YOU AGREED TO USE THIS KINZE PRODUCT ONLY FOR AGRICULTURAL PURPOSES. YOUR USE OF THIS PLANTER IS SUBJECT TO THE KINZE "TECHNOLOGY USER AGREEMENT.". IF YOU HAVE NOT RECEIVED A COPY OF YOUR TECHNOLOGY USER AGREEMENT, PLEASE CONTACT YOUR LOCAL AUTHORIZED KINZE DEALER IMMEDIATELY.</p> <p>DO NOT REMOVE!</p> <p style="text-align: right;"><small>7100-502</small></p> </div> <p>Part No.: English version- G7100-502 Russian version- G7100-502RUS Bulgarian version- G7100-502BGR Romanian version- G7100-502ROU Ukrainian version- G7100-502UKR</p> <p>Description: Technology User Agreement Decal Quantity: 1</p> <div data-bbox="854 1335 1414 1671" style="text-align: center;">  </div> <p>Part No.: G7100-484 Description: Decal, American Flag Quantity: 1</p>

	<p>Part No.: GR0155 Description: Blue Paint, Aerosol Can</p>
	<p>Part No.: GR0155MPP Description: Blue Paint, Twelve Aerosol Cans</p>
	<p>Part No.: GR2127 Description: Powdered Graphite, 1 Pound Container</p>
	<p>Part No.: GR2127MPP Description: Powdered Graphite, Twenty-Four 1 Pound Containers</p>
	<p>Part No.: GR1570MPP Description: Talc Lubricant, Four 8 Pound Containers</p>
	<p>Part No.: GR1828 Description: Talc Lubricant, 30 Pound Container</p>
	<p>Part No.: GR1842MPP Description: Graphite Lubricant, Four 5 Pound Containers</p>
	<p>Part No.: GR2240 Description: Talc/Graphite Blend (80 Talc/20 Graphite), 8 Pound Containers</p>
	<p>Part No.: GR2240MPP Description: Talc/Graphite Blend (80 Talc/20 Graphite), Four 8 Pound Containers</p>
	<p>Part No.: GR2241MPP Description: Dispensing Cap, 10/Package</p>

	<p>Part No.: English version- GM0282-01 Russian version- GM0282-01RUS Bulgarian version- GM0282-01BGR Romanian version-GM0282-01ROU Ukrainian version- GM0282-01UKR</p> <p>Description: Operator Manual, Model 4800</p>
	<p>Part No.: *GM0282-02 English version- GM0282-02 Russian version- GM0282-02RUS Bulgarian version- GM0282-02BGR Romanian version-GM0282-02ROU Ukrainian version- GM0282-02UKR</p> <p>Description: Parts Manual, Model 4800</p>
	<p>Part No.: GPR1094 Description: Binder (Contact Kinze Parts To Order)</p>

This page left blank intentionally.

Part No.	Page	Part No.	Page	Part No.	Page	Part No.	Page
**D17151-17	P100	*A18678-120	P42	*D12206	P130	*G7100-382	P178
*A11481-200	P115	*A21525-12	P42	*D12212	P129	*G7100-385	P179
*A11481-203	P115	*A21526-114	P118	*D12212	P130	*G7100-387	P178
*A11481-217	P118	*A21530-296	P118	*D12213	P129	*G7100-393	P178
*A11810-102	P118	*A21533-13.5	P118	*D12213	P130	*G7100-485	P183
*A12011	P115	*A21533-13.5	P118	*D12221	P122	*G7100-502	P185
*A12701	P118	*A21533-26	P118	*D12222	P122	*G9040X	P16
*A12776	P118	*A21533-30	P118	*D12231	P119	*G9041X	P16
*A12935-250	P118	*A21534-114	P115	*D12232	P119	*G9042X	P16
*A12935-262	P118	*A21536-242	P115	*D12239	P122	*G9043X	P16
*A12935-309	P118	*A21536-242	P118	*D12245	P119	*G9272X	P16
*A12935-309	P118	*A21538-114	P115	*D12252	P119	*G9273X	P16
*A13804	P53	*A24473	P129	*D12252	P129	*G9308X	P16
*A13818	P53	*A24473	P130	*D12252	P130	*GD35274-01	P52
*A13819	P53	*A24781	P123	*D12253	P126	*GM0282-01	P187
*A13834	P53	*A24781	P128	*D12263	P122	*GM0282-02	P187
*A13840	P53	*A24796	P126	*D12263	P123	700-01260	P18
*A13855	P53	*A25691-103	P115	*D12263	P128	700-01339	P20
*A13856	P53	*A25691-128	P115	*D12264	P122	A25352	P118
*A13857	P53	*A25691-148	P118	*D12264	P123	A25636	P118
*A13858	P53	*A25691-205	P115	*D12264	P128	Cone, 3/4"	P165
*A13859	P53	*A25691-287	P118	*D12270	P126	D13169	P124
*A13860	P53	*A25691-365	P115	*D12271	P126	G10001	P6
*A13861	P53	*A25692-118	P115	*D12274	P126	G10001	P52
*A15035-18	P115	*A25693-242	P115	*D12274	P128	G10001	P74
*A15035-21	P115	*A25695-115	P118	*D12274	P130	G10001	P76
*A15035-74	P115	*A25703-115	P115	*D12280	P119	G10001	P78
*A15035-77	P115	*A25703-115	P118	*D12281	P122	G10001	P150
*A15056	P118	*A25704-242	P115	*D17150-01	P100	G10001	P156
*A15079-256	P118	*A25704-242	P118	*D17150-16	P104	G10002	P34
*A15080-38	P118	*A3290	P118	*D19756-79	P157	G10002	P102
*A15081-248	P118	*A3387	P118	*D23387	P123	G10002	P172
*A15081-310	P118	*A3387	P152	*D23387	P128	G10003	P42
*A15081-37	P115	*A7678-17	P115	*D23389	P123	G10003	P93
*A15092-74	P115	*A7678-19	P115	*D23389	P128	G10003	P152
*A15096-16	P118	*A7679-24	P115	*D23390	P123	G10004	P28
*A15097-53	P108	*A7679-32	P115	*D23390	P128	G10004	P38
*A15097-53	P116	*A7683-24	P115	*D23424	P129	G10004	P84
*A18630-200	P115	*A7684-43	P115	*D23424	P130	G10004	P174
*A18630-215	P118	*D12055	P129	*D29649	P126	G10005	P2
*A18630-272	P115	*D12055	P130	*D30399	P129	G10005	P7
*A18630-41	P115	*D12088	P119	*D30399	P130	G10006	P82
*A18630-53	P115	*D12103	P119	*D30432	P122	G10007	P4
*A18666-390	P118	*D12120	P122	*D30432	P123	G10007	P11
*A18667-88	P118	*D12121	P122	*D30432	P128	G10008	P73
*A18670-128	P118	*D12134	P126	*D34639	P128	G10008	P89
*A18671-16	P118	*D12137	P122	*D34654	P126	G10008	P150
*A18671-482	P118	*D12137	P123	*D6279-07	P44	G10008	P174
*A18673-115	P118	*D12137	P128	*G7100-352	P180	G10008	P175
*A18674-36	P118	*D12200	P126	*G7100-370	P179	G10010	P14
*A18674-415	P118	*D12206	P119	*G7100-376	P183	G10010	P28
*A18678-102	P42	*D12206	P129	*G7100-380	P181	G10010	P30

Part No.	Page	Part No.	Page	Part No.	Page	Part No.	Page
G10010	P84	G10045	P112	G10107	P24	G10112	P71
G10011	P172	G10046	P73	G10107	P26	G10112	P73
G10012	P66	G10046	P172	G10107	P73	G10112	P86
G10013	P24	G10047	P93	G10107	P90	G10112	P108
G10014	P42	G10047	P172	G10107	P100	G10131	P90
G10014	P82	G10050	P71	G10107	P150	G10131	P96
G10014	P152	G10053	P128	G10107	P155	G10133	P24
G10016	P38	G10054	P86	G10107	P172	G10133	P28
G10016	P123	G10058	P73	G10107	P174	G10133	P30
G10017	P66	G10063	P38	G10108	P6	G10133	P44
G10017	P68	G10063	P66	G10108	P10	G10133	P154
G10017	P71	G10064	P24	G10108	P32	G10157	P84
G10017	P73	G10071	P7	G10108	P38	G10159	P71
G10017	P76	G10071	P38	G10108	P46	G10159	P76
G10017	P78	G10071	P52	G10108	P50	G10159	P78
G10017	P172	G10071	P68	G10108	P64	G10159	P108
G10018	P74	G10071	P71	G10108	P66	G10162	P76
G10019	P14	G10071	P73	G10108	P68	G10162	P78
G10019	P112	G10071	P76	G10108	P69	G10162	P82
G10020	P18	G10071	P78	G10108	P82	G10168	P108
G10020	P64	G10072	P89	G10108	P90	G10168	P112
G10020	P104	G10099	P32	G10108	P93	G10168	P112
G10021	P18	G10101	P24	G10108	P96	G10171	P32
G10022	P18	G10101	P98	G10108	P108	G10177	P174
G10022	P150	G10101	P147	G10108	P110	G10201	P10
G10023	P98	G10101	P174	G10108	P150	G10201	P32
G10025	P73	G10102	P30	G10108	P172	G10201	P52
G10025	P110	G10102	P38	G10109	P14	G10204	P11
G10026	P28	G10102	P66	G10109	P14	G10204	P14
G10026	P108	G10102	P68	G10109	P24	G10209	P76
G10031	P14	G10102	P69	G10109	P28	G10209	P78
G10033	P30	G10102	P108	G10109	P30	G10209	P82
G10033	P52	G10102	P112	G10109	P104	G10210	P95
G10033	P94	G10102	P112	G10109	P112	G10211	P73
G10033	P107	G10102	P146	G10109	P146	G10211	P82
G10036	P26	G10102	P150	G10109	P152	G10211	P150
G10037	P7	G10102	P172	G10109	P155	G10216	P14
G10037	P14	G10103	P56	G10110	P32	G10217	P172
G10037	P82	G10103	P58	G10110	P74	G10218	P110
G10038	P7	G10103	P60	G10110	P102	G10226	P76
G10039	P26	G10103	P62	G10110	P108	G10226	P78
G10039	P76	G10103	P98	G10110	P112	G10226	P82
G10039	P78	G10103	P98	G10111	P24	G10227	P40
G10039	P174	G10104	P4	G10111	P26	G10227	P96
G10040	P74	G10104	P68	G10111	P30	G10227	P98
G10042	P84	G10104	P89	G10111	P66	G10227	P98
G10043	P78	G10104	P108	G10111	P82	G10227	P98
G10043	P145	G10104	P174	G10111	P94	G10228	P7
G10043	P146	G10106	P38	G10111	P108	G10228	P7
G10045	P52	G10106	P64	G10111	P150	G10228	P14
G10045	P66	G10106	P110	G10111	P172	G10228	P30
G10045	P107	G10106	P128	G10111	P174	G10228	P38

Part No.	Page	Part No.	Page	Part No.	Page	Part No.	Page
G10228	P66	G10305	P66	G10461	P108	G10620	P92
G10228	P68	G10305	P68	G10463	P96	G10620	P93
G10228	P82	G10305	P69	G10468	P110	G10620	P94
G10228	P108	G10305	P150	G10470	P18	G10620	P145
G10228	P112	G10306	P172	G10471	P73	G10621	P6
G10228	P112	G10308	P24	G10471	P86	G10621	P10
G10228	P112	G10309	P6	G10475	P16	G10621	P18
G10228	P128	G10310	P10	G10475	P20	G10621	P18
G10228	P150	G10310	P32	G10491	P44	G10621	P32
G10229	P6	G10312	P6	G10491	P154	G10621	P48
G10229	P28	G10312	P32	G10492	P44	G10621	P56
G10229	P34	G10312	P38	G10493	P44	G10621	P58
G10229	P42	G10316	P56	G10496	P96	G10621	P60
G10229	P74	G10316	P60	G10496	P96	G10621	P62
G10229	P95	G10323	P18	G10496	P98	G10621	P64
G10229	P98	G10325	P32	G10497	P96	G10621	P66
G10229	P147	G10325	P50	G10497	P98	G10621	P73
G10229	P152	G10325	P64	G10500	P18	G10621	P82
G10230	P4	G10325	P96	G10501	P92	G10622	P68
G10230	P14	G10330	P76	G10503	P28	G10622	P90
G10230	P24	G10330	P78	G10503	P30	G10622	P102
G10230	P68	G10330	P82	G10503	P108	G10625	P86
G10230	P69	G10338	P10	G10529	P50	G10636	P30
G10230	P73	G10345	P96	G10544	P108	G10636	P76
G10230	P82	G10362	P84	G10544	P110	G10636	P78
G10230	P84	G10374	P98	G10544	P112	G10638	P102
G10230	P90	G10379	P157	G10546	P35	G10640	P14
G10230	P175	G10379	P160	G10546	P98	G10640	P96
G10231	P73	G10395	P44	G10565	P96	G10640	P108
G10232	P74	G10395	P154	G10567	P2	G10640	P119
G10232	P78	G10400	P86	G10567	P35	G10640	P123
G10232	P126	G10401	P18	G10570	P35	G10640	P126
G10232	P128	G10403	P44	G10574	P26	G10640	P128
G10232	P172	G10403	P66	G10581	P108	G10640	P129
G10233	P90	G10427	P11	G10585	P108	G10640	P130
G10233	P92	G10438	P84	G10599	P24	G10640	P172
G10233	P94	G10448	P76	G10601	P52	G10660	P35
G10233	P96	G10448	P78	G10602	P18	G10669	P2
G10235	P90	G10450	P84	G10602	P35	G10670	P32
G10252	P74	G10450	P172	G10602	P90	G10672	P157
G10253	P98	G10455	P56	G10602	P92	G10673	P38
G10257	P44	G10455	P58	G10602	P96	G10676	P157
G10257	P48	G10455	P60	G10603	P18	G10681	P44
G10257	P98	G10455	P62	G10604	P18	G10681	P46
G10257	P154	G10455	P96	G10606	P82	G10681	P154
G10278	P157	G10457	P82	G10620	P6	G10690	P18
G10301	P46	G10460	P71	G10620	P10	G10722	P112
G10303	P6	G10460	P76	G10620	P30	G10725	P108
G10303	P30	G10460	P78	G10620	P32	G10725	P112
G10303	P92	G10460	P90	G10620	P38	G10726	P86
G10303	P93	G10460	P108	G10620	P40	G10747	P24
G10303	P94	G10460	P175	G10620	P44	G10757	P32

Part No.	Page	Part No.	Page	Part No.	Page	Part No.	Page
G10758	P32	G11071	P73	G11320	P82	G11389	P38
G10765	P28	G11073	P35	G11327	P44	G11389	P52
G10765	P30	G11075	P96	G11327	P154	G11389	P66
G10765	P98	G11075	P96	G11328	P56	G11389	P68
G10770	P124	G11078	P96	G11328	P58	G11389	P71
G10804	P98	G11087	P110	G11328	P60	G11389	P73
G10809	P6	G11091	P38	G11328	P62	G11389	P76
G10809	P10	G11091	P66	G11328	P74	G11389	P78
G10809	P66	G11091	P69	G11332	P56	G11389	P90
G10809	P82	G11091	P76	G11332	P60	G11389	P94
G10821	P96	G11091	P78	G11337	P82	G11389	P146
G10829	P174	G11091	P84	G11345	P6	G11389	P150
G10844	P108	G11091	P150	G11356	P102	G11389	P172
G10844	P112	G11091	P156	G11360	P38	G11389	P174
G10859	P98	G11100	P96	G11360	P46	G11391	P2
G10864	P32	G11109	P30	G11360	P50	G11391	P4
G10871	P172	G11123	P2	G11382	P102	G11391	P7
G10874	P107	G11123	P6	G11385	P32	G11391	P24
G10890	P92	G11123	P10	G11385	P35	G11391	P30
G10898	P68	G11123	P11	G11385	P74	G11391	P66
G10900	P98	G11123	P40	G11385	P102	G11391	P66
G10904	P102	G11123	P48	G11385	P104	G11391	P90
G10909	P90	G11123	P89	G11385	P108	G11391	P100
G10913	P79	G11123	P90	G11385	P143	G11391	P108
G10939	P96	G11123	P91	G11386	P32	G11391	P108
G10939	P98	G11123	P91	G11386	P38	G11391	P112
G10939	P110	G11123	P91	G11386	P44	G11391	P172
G10940	P14	G11124	P7	G11386	P52	G11391	P174
G10943	P40	G11124	P30	G11386	P64	G11392	P28
G10948	P119	G11124	P40	G11386	P104	G11392	P73
G10949	P102	G11124	P46	G11386	P146	G11396	P76
G10950	P102	G11124	P48	G11386	P154	G11396	P78
G10966	P32	G11142	P38	G11386	P155	G11396	P175
G10974	P28	G11166	P50	G11386	P172	G11397	P76
G10974	P30	G11172	P15	G11387	P10	G11397	P78
G10974	P52	G11180	P52	G11387	P32	G11398	P86
G10974	P76	G11204	P50	G11387	P46	G11400	P108
G10974	P78	G11204	P89	G11387	P66	G11408	P7
G10977	P66	G11204	P91	G11387	P68	G11408	P38
G10977	P100	G11204	P91	G11387	P69	G11409	P48
G10977	P145	G11204	P91	G11387	P74	G11415	P66
G10991	P44	G11206	P102	G11387	P84	G11415	P66
G10991	P104	G11209	P32	G11387	P93	G11415	P175
G10991	P154	G11216	P64	G11387	P93	G11418	P112
G10991	P155	G11249	P50	G11387	P98	G11428	P2
G10991	P172	G11271	P7	G11387	P102	G11433	P119
G10992	P56	G11281	P16	G11387	P108	G11448	P16
G10992	P60	G11284	P64	G11387	P150	G11448	P20
G10996	P98	G11320	P56	G11387	P172	G11453	P96
G11009	P18	G11320	P58	G11387	P174	G11464	P56
G11021	P130	G11320	P60	G11389	P28	G11464	P60
G11058	P84	G11320	P62	G11389	P30	G11465	P2

Part No.	Page	Part No.	Page	Part No.	Page	Part No.	Page
G11474	P44	G12002-25	P168	G6400-08-10	P137	G6802-06-06	P73
G11480	P38	G12002-40	P168	G6400-10	P132	G6802-06-06	P135
G11480	P91	G1K345	P24	G6400-10	P136	G6802-08	P132
G11511	P172	G1K378	P96	G6400-10	P137	G6802-08-10	P44
G11514	P73	G1K379	P96	G6400-12	P44	G6803-04-04-04	P130
G11518	P48	G2100-03	P91	G6400-12	P152	G6803-10	P44
G11519	P52	G2406-12-10	P44	G6400-12	P154	G6804-08	P122
G11522	P52	G304-C-04	P130	G6400-L-08	P84	G6804-12	P44
G11528	P50	G304-C-06	P40	G6408-04	P128	G6804-12	P154
G11534	P82	G304-C-10	P40	G6408-06	P129	G7100-36	P181
G11534	P108	G304-C-6	P108	G6408-08	P119	G7100-381	P182
G11539	P2	G304-C-8	P40	G6408-08	P122	G7100-385	P181
G11539	P10	G304-C-8	P122	G6408-08	P123	G7100-392	P183
G11553	P110	G3303-102	P89	G6408-08	P126	G7100-397	P180
G11556	P16	G3303-102	P91	G6408-08	P126	G7100-474	P177
G11556	P146	G3303-102	P91	G6408-08	P128	G7100-481	P177
G11570	P52	G3303-102	P91	G6408-08	P128	G7100-482	P177
G11570	P108	G3303-108	P32	G6408-H04-0	P128	G7100-483	P177
G11578	P16	G3303-108	P35	G6408-H04-0	P130	G7100-484	P185
G11602	P44	G3303-114	P32	G6408-H04-0	P132	G7100-599	P177
G11602	P154	G3303-114	P35	G6408-H04-0	P137	G7100-619RUS	P183
G11618	P15	G3303-35	P10	G6408-H06-O	P126	G9899X	P16
G11619	P15	G3303-45	P10	G6408-H06-O	P136	G9904X	P16
G11619	P16	G3310-136	P90	G6408-H06-O	P137	G9948X	P84
G11665	P152	G3310-66	P150	G6408-H08-0	P137	GA0160L	P108
G11686	P90	G3310-82	P90	G6408-H08-O	P136	GA0160R	P108
G11693	P16	G3310-88	P96	G6408-HHP-32	P154	GA0167	P108
G11728	P41	G3400-03	P91	G6410-32-20	P44	GA0167	P112
G11728	P70	G5406-02P	P105	G6410-32-20	P154	GA0245	P108
G11728	P156	G5406-02P	P112	G6500-10	P44	GA0245	P112
G11793	P34	G6400-04	P126	G6500-10-12	P44	GA0257	P108
G11793	P35	G6400-04	P133	G6500-12	P154	GA0257	P112
G11853	P73	G6400-04	P134	G6801-04-04	P126	GA0530	P86
G11854	P73	G6400-04-06	P130	G6801-04-04	P128	GA0531	P86
G11855	P56	G6400-06	P132	G6801-04-04	P128	GA0532	P86
G11855	P58	G6400-06	P133	G6801-04-04	P130	GA10047	P172
G11855	P60	G6400-06	P134	G6801-06	P44	GA10048	P172
G11855	P62	G6400-06	P135	G6801-06	P48	GA10054	P98
G11856	P73	G6400-06	P154	G6801-06	P74	GA10151	P10
G11857	P82	G6400-06-08	P40	G6801-06-04	P40	GA10458	P107
G11876	P168	G6400-06-08	P108	G6801-06-12	P48	GA10799	P41
G11919	P160	G6400-06-08	P136	G6801-08-10	P44	GA10799	P70
G11920	P168	G6400-06-08	P137	G6801-08-12	P48	GA10799	P156
G11921	P40	G6400-08	P40	G6801-12	P42	GA10918	P44
G11924	P38	G6400-08	P122	G6801-12	P44	GA11331	P89
G11925	P44	G6400-08	P132	G6801-12	P152	GA11331	P94
G11925	P154	G6400-08	P133	G6801-12	P154	GA11736	P140
G11926	P154	G6400-08	P135	G6801-20	P42	GA11799	P137
G11947	P122	G6400-08	P136	G6801-20	P44	GA11810-102	P42
G11951	P157	G6400-08	P137	G6801-20	P152	GA11810-102	P152
G11952	P128	G6400-08-06	P150	G6801-20	P154	GA11982	P7
G11954	P126	G6400-08-10	P136	G6802-04	P132	GA11988	P104

Part No.	Page	Part No.	Page	Part No.	Page	Part No.	Page
GA11989	P104	GA14942	P60	GA18101	P30	GA20913	P2
GA11991	P104	GA15151	P112	GA18102	P30	GA20913	P140
GA12104	P104	GA15197	P24	GA18201	P18	GA21047	P79
GA12104	P105	GA15226	P76	GA18211	P102	GA21048	P76
GA12104	P112	GA15226	P78	GA18212	P102	GA21048	P78
GA12104	P113	GA15288	P145	GA18220	P89	GA21048	P79
GA12235	P28	GA15290	P145	GA18353	P6	GA21064	P132
GA12235	P30	GA15422	P82	GA18353	P74	GA21064	P133
GA12236	P28	GA15450	P11	GA18482	P102	GA21064	P134
GA12236	P30	GA15451	P11	GA18485	P110	GA21064	P135
GA12403	P64	GA15499	P118	GA18486	P147	GA21066	P132
GA12539	P142	GA15784	P73	GA18536	P32	GA21066	P133
GA12540	P142	GA15784	P115	GA18734	P108	GA21066	P134
GA12596	P142	GA15882	P140	GA18861	P107	GA21066	P135
GA12598	P142	GA15883	P140	GA18861	P116	GA21067	P132
GA12812	P66	GA16308	P132	GA18861	P119	GA21067	P136
GA12812	P100	GA16374	P10	GA18862	P119	GA21067	P137
GA12812	P100	GA16386	P140	GA18869	P110	GA21107	P107
GA12812	P140	GA16831	P142	GA18870	P110	GA21209	P107
GA12812	P140	GA16997	P52	GA18884	P107	GA21406	P41
GA12852	P142	GA17034	P52	GA19112	P16	GA21406	P70
GA12853	P142	GA17115	P44	GA19113	P16	GA21406	P156
GA12868	P142	GA17115	P154	GA19114	P16	GA21508	P96
GA13562	P142	GA1720	P89	GA19115	P16	GA21510	P40
GA13572	P142	GA1720	P91	GA19392	P140	GA21516	P2
GA13719	P107	GA1720	P91	GA2007	P6	GA21516	P140
GA13719	P112	GA1720	P91	GA20088	P112	GA21598	P84
GA13917	P42	GA17265	P71	GA20103	P30	GA21599	P84
GA14041	P50	GA17454	P34	GA20136	P89	GA21628	P78
GA14127	P102	GA17480	P175	GA2014	P11	GA21628	P82
GA14129	P64	GA17573	P104	GA2014	P28	GA21628	P84
GA14133	P64	GA17580	P7	GA2014	P30	GA21676	P14
GA14135	P64	GA17623	P102	GA2019	P18	GA21677	P14
GA14136	P64	GA17631	P100	GA2020	P18	GA2180	P89
GA14152	P66	GA17634	P10	GA20256	P107	GA2180	P91
GA14251	P28	GA17660	P4	GA20270	P137	GA22165	P24
GA14447	P142	GA17661	P91	GA20283	P42	GA23989	P74
GA14448	P142	GA17768	P107	GA20283	P152	GA24324	P82
GA14449	P142	GA17773	P22	GA20346	P16	GA24336	P172
GA14450	P142	GA17774	P22	GA20370	P105	GA24337	P172
GA14452	P142	GA17775	P34	GA20370	P112	GA24568	P73
GA14573	P48	GA17797	P42	GA20370	P113	GA24569	P86
GA14574	P48	GA17861	P132	GA20566	P10	GA24573	P73
GA14799	P132	GA17944	P92	GA20622	P16	GA24574	P73
GA14804	P113	GA17994	P102	GA20640	P10	GA24575	P73
GA14846	P100	GA18001	P102	GA20653	P6	GA24576	P14
GA14846	P100	GA18004	P10	GA2068	P92	GA24632	P82
GA14847	P66	GA18050	P32	GA20697	P128	GA24633	P82
GA14847	P140	GA18057	P107	GA20697	P130	GA24648	P142
GA14847	P145	GA18098	P30	GA20699	P100	GA24649	P142
GA14847	P145	GA18099	P30	GA20904	P52	GA24652	P142
GA14942	P56	GA18100	P30	GA20905	P50	GA24676	P16

Part No.	Page	Part No.	Page	Part No.	Page	Part No.	Page
GA24686	P76	GA24861	P84	GA25060	P160	GA25227	P71
GA24686	P78	GA24861	P115	GA25061	P164	GA25233	P78
GA24691	P71	GA24861	P122	GA25063	P160	GA25233	P115
GA24709	P82	GA24862	P122	GA25088	P168	GA25234	P115
GA24711	P46	GA24863	P122	GA25089	P160	GA25254	P132
GA24723	P66	GA24865	P122	GA25090	P162	GA25255	P132
GA24724	P66	GA24877	P16	GA25091	P164	GA25256	P132
GA24726	P69	GA24878	P16	GA25104	P140	GA25272	P44
GA24727	P73	GA24884	P78	GA25114	P73	GA25272	P154
GA24728	P66	GA24909	P73	GA25115	P73	GA25274	P82
GA24729	P66	GA24910	P73	GA25116	P73	GA25276	P150
GA24730	P66	GA24911	P76	GA25117	P92	GA25287	P110
GA24731	P66	GA24911	P78	GA25126	P93	GA25303	P82
GA24732	P69	GA24913	P82	GA25128	P94	GA25330	P71
GA24734	P110	GA24922	P78	GA25138	P89	GA25331	P162
GA24735	P107	GA24922	P79	GA25142	P38	GA25332	P162
GA24736	P107	GA24933	P66	GA25143	P38	GA25333	P160
GA24741	P93	GA24934	P66	GA25144	P38	GA25334	P155
GA24747	P175	GA24935	P66	GA25145	P38	GA25335	P150
GA24748	P175	GA24949	P146	GA25146	P38	GA25335	P160
GA24752	P16	GA24950	P146	GA25147	P38	GA25336	P157
GA24767	P73	GA24952	P146	GA25148	P38	GA25338	P168
GA24767	P115	GA24970	P82	GA25149	P38	GA25339	P168
GA24767	P128	GA24986	P46	GA25153	P140	GA25339	P169
GA24769	P73	GA24987	P46	GA25154	P140	GA25340	P168
GA24769	P115	GA24988	P68	GA25155	P140	GA25341	P169
GA24769	P123	GA24989	P50	GA25156	P140	GA25342	P169
GA24770	P71	GA24989	P62	GA25157	P140	GA25350	P168
GA24770	P115	GA24993	P76	GA25158	P100	GA25351	P168
GA24770	P129	GA24994	P78	GA25158	P140	GA25352	P152
GA24771	P115	GA24995	P50	GA25159	P140	GA25353	P44
GA24772	P115	GA24995	P60	GA25160	P140	GA25353	P154
GA24775	P115	GA24997	P50	GA25161	P140	GA25354	P44
GA24777	P128	GA24997	P58	GA25162	P140	GA25354	P154
GA24780	P128	GA24998	P50	GA25163	P140	GA25356	P152
GA24783	P73	GA24998	P56	GA25164	P140	GA25357	P154
GA24799	P123	GA24999	P76	GA25165	P140	GA25358	P152
GA24801	P150	GA24999	P78	GA25166	P140	GA25388	P40
GA24802	P150	GA24999	P115	GA25169	P140	GA25388	P48
GA24803	P150	GA24999	P130	GA25170	P140	GA25395	P38
GA24804	P66	GA25001	P130	GA25171	P147	GA25396	P46
GA24805	P82	GA25003	P130	GA25182	P6	GA25397	P40
GA24806	P84	GA25004	P130	GA25209	P100	GA25411	P145
GA24808	P84	GA25005	P68	GA25209	P140	GA25413	P145
GA24834	P123	GA25013	P164	GA25220	P94	GA25427	P38
GA24836	P129	GA25014	P164	GA25221	P76	GA25434	P40
GA24838	P129	GA25015	P150	GA25221	P78	GA25435	P40
GA24848	P132	GA25016	P160	GA25221	P115	GA25441	P38
GA24849	P132	GA25017	P160	GA25221	P126	GA25456	P155
GA24852	P134	GA25018	P160	GA25222	P126	GA25457	P155
GA24853	P150	GA25055	P76	GA25223	P126	GA25468	P150
GA24856	P73	GA25055	P78	GA25225	P126	GA25491	P44

Numerical Index

M0282-02

Model 4800

Part No.	Page	Part No.	Page	Part No.	Page	Part No.	Page
GA25491	P154	GA6171	P24	GB0186	P4	GB0438	P62
GA25492	P44	GA6171	P24	GB0218	P4	GB0444	P56
GA25500	P157	GA6189	P73	GB0218	P7	GB0444	P58
GA25530	P76	GA6434	P24	GB0218	P30	GB0444	P60
GA25531	P78	GA6597	P24	GB0218	P89	GB0444	P62
GA25536	P174	GA6906	P32	GB0230	P84	GB0464	P28
GA25537	P174	GA6966	P172	GB0234	P84	GB0501	P56
GA25538	P174	GA6975	P143	GB0239	P24	GB0501	P58
GA25539	P174	GA7051	P89	GB0254	P24	GB0501	P60
GA25542	P174	GA7110	P89	GB0265	P2	GB0501	P62
GA25543	P174	GA7110	P98	GB0266	P2	GB0502	P56
GA25545	P174	GA7111	P89	GB0267	P2	GB0502	P58
GA25600	P174	GA7111	P98	GB0276	P14	GB0502	P60
GA25612	P168	GA7137	P98	GB0278	P35	GB0502	P62
GA25612	P169	GA7154	P94	GB0282	P24	GB0504	P11
GA25613	P155	GA7270	P32	GB0285	P2	GB0554	P112
GA25774	P146	GA7336	P95	GB0287	P89	GB0673	P52
GA25775	P146	GA7859	P140	GB0287	P96	GB0674	P52
GA25776	P146	GA8324	P11	GB0296	P172	GB0675	P52
GA25925	P150	GA8326	P35	GB0320	P86	GB0676	P16
GA25956	P52	GA8343	P18	GB0322	P172	GB0695	P22
GA25967	P82	GA8364	P35	GB0323	P172	GB0696	P22
GA25979	P44	GA8366	P32	GB0331	P10	GB0697	P15
GA25999	P174	GA8366	P35	GB0383	P28	GB0724	P16
GA3413	P134	GA8393	P98	GB0387	P28	GB0730	P89
GA4722	P79	GA8603	P26	GB0387	P30	GB0733	P96
GA4723	P79	GA8603	P172	GB0397	P7	GB0734	P96
GA5105	P96	GA8641	P26	GB0400	P172	GB0755	P22
GA5106	P96	GA8641	P26	GB0405	P172	GB0766	P102
GA5107	P95	GA8738	P143	GB0410	P18	GB0780	P15
GA5107	P96	GA8760	P28	GB0425	P53	GB0815	P15
GA5108	P96	GA8760	P30	GB0427	P56	GB0816	P15
GA5109	P96	GA8882	P122	GB0427	P58	GB0818	P16
GA5109	P150	GA9205	P82	GB0427	P60	GB0823	P15
GA5110	P89	GA9205	P115	GB0427	P62	GB0827	P38
GA5110	P94	GA9205	P124	GB0430	P53	GB0905	P52
GA5110	P96	GA9315	P86	GB0431	P50	GB0907	P16
GA5111	P96	GA9433	P172	GB0433	P56	GB0918	P2
GA5112	P96	GA9434	P172	GB0433	P58	GB0920	P16
GA5113	P92	GA9437	P172	GB0433	P60	GB0921	P16
GA5113	P95	GA9479	P98	GB0433	P62	GB0922	P56
GA5113	P96	GA9480	P98	GB0434	P56	GB0922	P62
GA5116	P95	GA9482	P98	GB0434	P62	GB0927	P18
GA5164	P89	GA9843	P89	GB0435	P56	GB0958	P16
GA5624	P95	GA9846	P92	GB0435	P58	GB0969	P68
GA5654	P28	GA9846	P93	GB0435	P60	GB1081	P20
GA5654	P30	GA9846	P94	GB0436	P58	GB1084	P20
GA5698	P20	GB0110	P18	GB0436	P60	GB1085	P20
GA5699	P20	GB0115	P35	GB0436	P62	GB1107	P20
GA5853	P112	GB0116	P35	GB0438	P56	GB1123	P20
GA5861	P107	GB0120	P18	GB0438	P58	GB1124	P20
GA6171	P14	GB0165	P108	GB0438	P60	GB1130	P20

Part No.	Page	Part No.	Page	Part No.	Page	Part No.	Page
GB1131	P20	GD11120	P98	GD13348	P38	GD19237	P113
GB1132	P20	GD1114	P4	GD13361	P2	GD19238	P105
GB1133	P20	GD1114	P89	GD13400	P124	GD19238	P112
GB1134	P20	GD1114	P174	GD13524-01	P98	GD19238	P113
GB1147	P20	GD11219	P32	GD13554	P89	GD19333	P18
GB1148	P20	GD11239	P35	GD1359	P86	GD19343	P96
GB1171	P20	GD11240	P35	GD1360	P86	GD19344	P96
GB1173	P16	GD11286	P18	GD13740	P86	GD19509	P53
GD0453-07	P107	GD11297	P35	GD14065	P24	GD19635	P56
GD0652	P107	GD11305	P32	GD14217	P4	GD19635	P60
GD0704	P107	GD11306	P11	GD14413	P96	GD19658-02	P38
GD0746	P112	GD11311	P18	GD14414	P96	GD19659-01	P38
GD0840	P108	GD1132	P28	GD14427	P96	GD19659-05	P46
GD0840	P112	GD1132	P30	GD14431	P96	GD19665	P56
GD0914-101.5	P89	GD11413	P35	GD14432	P96	GD19665	P58
GD0914-105	P89	GD11424	P34	GD14512	P98	GD19665	P60
GD0914-15	P94	GD11528	P18	GD14513	P98	GD19665	P62
GD0914-66	P89	GD11557	P172	GD14627	P38	GD19690-05	P50
GD10068	P98	GD11558	P172	GD1512	P104	GD19690-06	P50
GD10069	P98	GD11580	P119	GD1512	P184	GD19695	P56
GD10070	P98	GD1162	P184	GD15282	P73	GD19695	P60
GD10071	P98	GD11652	P26	GD15489	P107	GD19790	P18
GD10103	P98	GD1166	P76	GD15699	P20	GD19811	P113
GD10104	P98	GD1166	P78	GD15792-24	P38	GD19864	P56
GD10123	P98	GD11677	P26	GD15849-02	P41	GD19864	P58
GD1026	P10	GD11721	P66	GD15849-02	P70	GD19864	P60
GD1026	P32	GD11787	P18	GD15849-06	P156	GD19864	P62
GD1026	P93	GD11845	P11	GD16058	P73	GD19865	P56
GD1026	P95	GD11962	P10	GD16598	P68	GD19865	P58
GD1026	P172	GD11962	P32	GD16598	P89	GD19865	P60
GD10283	P112	GD12103	P129	GD16598	P100	GD19865	P62
GD1041	P18	GD12103	P130	GD16598	P108	GD20035	P50
GD1042	P18	GD12104	P126	GD16598	P155	GD20036	P50
GD10473	P11	GD12121	P123	GD17141	P102	GD20037	P52
GD10519	P28	GD12121	P128	GD17141	P105	GD20282	P64
GD10519	P30	GD12548	P119	GD17141	P112	GD20923	P50
GD10538-11	P94	GD12557	P105	GD17143	P104	GD20928	P40
GD10543	P98	GD12557	P112	GD17143	P105	GD20928	P48
GD1061	P35	GD12557	P113	GD17143	P112	GD21080	P56
GD1063	P35	GD12558	P105	GD17143	P113	GD21080	P58
GD1065	P10	GD12558	P112	GD18010	P100	GD21080	P60
GD1083	P18	GD12558	P113	GD18176	P142	GD21080	P62
GD1085	P24	GD12561	P22	GD18329	P64	GD2117	P184
GD1086	P14	GD12676	P172	GD18407	P142	GD21278	P41
GD10991	P14	GD12677	P172	GD18408	P142	GD21278	P70
GD10993	P2	GD12679	P172	GD18704	P18	GD21300	P40
GD11001	P14	GD12685	P172	GD18796	P100	GD21300	P48
GD11017	P11	GD13170	P124	GD19080	P100	GD21337	P4
GD11079	P105	GD13171	P124	GD19206	P107	GD21398	P157
GD11079	P112	GD13172	P124	GD19212	P107	GD21540	P107
GD1109	P24	GD13173	P124	GD19237	P105	GD21540	P112
GD11115	P107	GD13287	P172	GD19237	P112	GD21686	P76

Numerical Index

M0282-02

Model 4800

Part No.	Page	Part No.	Page	Part No.	Page	Part No.	Page
GD21686	P78	GD25965	P110	GD29030-11	P78	GD32048	P130
GD22200	P104	GD25969	P107	GD29104-06	P76	GD3248	P108
GD22974	P140	GD2597	P108	GD29104-06	P78	GD33361	P126
GD22975	P140	GD2597	P112	GD29104-07	P76	GD33361	P128
GD23382	P123	GD26069	P102	GD29104-07	P78	GD33511	P136
GD23382	P128	GD26070	P102	GD29104-12	P71	GD34021-02	P20
GD23450	P123	GD26110	P100	GD29104-13	P175	GD34081	P84
GD23450	P128	GD26204	P110	GD29104-14	P82	GD34103	P40
GD23802	P34	GD26262	P30	GD29104-15	P175	GD34206	P14
GD23803	P34	GD26328	P91	GD29315	P137	GD34545	P66
GD2423	P32	GD26328	P91	GD29318	P132	GD34545	P69
GD24386	P52	GD26329	P89	GD29318	P134	GD34622-12.25	P92
GD24695	P52	GD26329	P91	GD29318	P137	GD34622-13.41	P92
GD24754	P52	GD26386	P102	GD29319	P134	GD34624	P133
GD24879-01	P52	GD26387	P102	GD29321	P132	GD34630	P123
GD25068	P4	GD26419	P18	GD29321	P135	GD34630	P128
GD25069	P4	GD26572	P32	GD29321	P137	GD34631	P128
GD25070	P4	GD26593	P16	GD29401	P89	GD34632	P128
GD25071	P2	GD26597	P89	GD2947	P32	GD34633	P128
GD25072	P2	GD26802	P32	GD29657	P16	GD34638	P128
GD25072	P11	GD26804	P32	GD2971-03	P93	GD34646	P126
GD25073	P2	GD26872	P110	GD2971-09	P82	GD34653	P126
GD25147	P16	GD26954	P107	GD2971-10	P32	GD34678	P66
GD25147	P16	GD26955	P107	GD2971-26	P38	GD34685	P84
GD25309	P7	GD26966	P119	GD29811	P52	GD34702	P66
GD25379	P6	GD26970	P2	GD2984	P184	GD34707	P135
GD25380	P6	GD26971	P2	GD30079	P50	GD34708	P132
GD25383	P6	GD26972	P6	GD30273	P122	GD34709	P82
GD25384	P6	GD26973	P28	GD30274	P122	GD34710	P82
GD25420	P96	GD26974	P7	GD30294	P132	GD34711	P82
GD25422	P96	GD26989	P147	GD30380	P107	GD34712	P82
GD25486	P102	GD27066	P119	GD30683	P84	GD34713-01	P82
GD25519	P26	GD27067	P119	GD30684	P84	GD34713-02	P82
GD25522	P118	GD27068	P119	GD30685	P84	GD34713-03	P82
GD2558	P66	GD27190	P66	GD30686	P84	GD34713-04	P82
GD2558	P68	GD27190	P69	GD30725	P11	GD34713-05	P82
GD2558	P92	GD27190	P147	GD30725	P28	GD34717	P123
GD2558	P96	GD2721	P107	GD30725	P30	GD34727	P132
GD2558	P96	GD27232	P124	GD30882	P40	GD34750	P122
GD2558	P150	GD27234	P129	GD30882	P48	GD34751	P122
GD25638	P105	GD27234	P130	GD30902	P98	GD34774	P16
GD25638	P112	GD27235	P126	GD30903	P98	GD34810-01	P71
GD25638	P113	GD27238	P122	GD31305	P48	GD34810-02	P73
GD25644	P40	GD27238	P123	GD31306	P58	GD34811-01	P73
GD25644	P48	GD27238	P128	GD31306	P62	GD34812	P79
GD25666	P10	GD2745-28	P119	GD31307	P56	GD34813-01	P73
GD25785	P82	GD27607	P50	GD31307	P60	GD34822	P146
GD25791	P96	GD28390	P2	GD31353MPP	P24	GD34825	P146
GD25792	P96	GD28420	P4	GD31466	P14	GD34905	P73
GD25860	P107	GD28420	P30	GD31611	P129	GD34906	P73
GD25862	P107	GD28631	P16	GD31611	P130	GD34908	P76
GD25959	P110	GD29030-11	P76	GD32048	P129	GD34908	P78

Part No.	Page	Part No.	Page	Part No.	Page	Part No.	Page
GD34920	P78	GD35082	P169	GD35476	P154	GD9254	P26
GD34924	P66	GD35083	P169	GD35478	P44	GD9464-03	P84
GD34924	P150	GD35086	P169	GD35506	P64	GD9662	P175
GD34926	P50	GD35087	P169	GD35530	P164	GD9667	P98
GD34927	P50	GD35127	P84	GD35531	P160	GD9671	P98
GD34928	P56	GD35151-8.625	P96	GD35532	P156	GD9672	P98
GD34928	P58	GD35210	P126	GD35536	P169	GD9720	P30
GD34928	P60	GD35214	P134	GD35784-01	P20	GD9724	P28
GD34928	P62	GD35221	P157	GD35844	P52	GD9724	P30
GD34929	P56	GD35221	P174	GD35856	P52	GR0150	P108
GD34929	P58	GD35234	P150	GD35857	P52	GR0150	P112
GD34929	P60	GD35235	P150	GD35881	P157	GR0151	P108
GD34929	P62	GD35251	P132	GD3612	P2	GR0151	P112
GD34942	P50	GD35294	P40	GD4086	P118	GR0155	P186
GD34951	P130	GD35298	P68	GD4700	P92	GR0155MPP	P186
GD34957	P68	GD35299	P68	GD4701	P92	GR0191	P86
GD34959	P68	GD35309	P44	GD4743	P69	GR0192	P86
GD34960	P68	GD35309	P154	GD4887-27	P52	GR0196	P35
GD34961	P68	GD35339	P84	GD5625	P73	GR0196	P91
GD34962	P68	GD35340	P84	GD5857	P30	GR0196	P91
GD34963	P68	GD35373	P152	GD5857	P96	GR0196	P91
GD34973	P162	GD35380	P108	GD6279-05	P38	GR0528	P73
GD34974	P162	GD35381	P44	GD6279-06	P46	GR0528	P79
GD34975	P162	GD35381	P154	GD6279-07	P154	GR0664	P18
GD34976	P162	GD35383	P74	GD6825-24	P89	GR0912	P90
GD34977	P162	GD35434	P38	GD6825-26.5	P89	GR0912	P90
GD34978	P162	GD35435	P38	GD6825-59.75	P89	GR0912	P96
GD34979-8	P162	GD35436	P38	GD6825-69	P89	GR0912	P150
GD34980	P165	GD35437	P38	GD7079	P79	GR1037	P40
GD34981	P165	GD35438-27.44	P38	GD7089	P79	GR1037	P40
GD34982	P165	GD35439	P38	GD7127	P96	GR1037	P84
GD34983	P165	GD35441	P137	GD7137	P82	GR1037	P108
GD34991	P160	GD35445-4.75	P50	GD7145	P38	GR1037	P119
GD34992	P160	GD35446	P137	GD7145	P68	GR1037	P122
GD34994	P160	GD35447	P40	GD7145	P146	GR1037	P122
GD34997	P165	GD35448	P40	GD7148	P35	GR1037	P123
GD34998	P165	GD35462	P150	GD7258	P35	GR1037	P126
GD34999	P165	GD35466-195	P170	GD7318	P10	GR1037	P126
GD35000	P155	GD35466-230	P170	GD7426	P93	GR1037	P128
GD35004	P160	GD35466-283	P170	GD7426	P95	GR1037	P128
GD35005-42	P160	GD35466-296	P170	GD7571	P79	GR1037	P132
GD35006	P160	GD35466-305	P170	GD7803	P26	GR1037	P133
GD35007	P160	GD35466-338	P170	GD7804	P26	GR1037	P135
GD35009	P160	GD35466-362	P170	GD7817-04	P107	GR1037	P136
GD35051	P89	GD35466-410	P170	GD7864	P79	GR1037	P136
GD35066	P168	GD35466-425	P170	GD7904-09	P107	GR1037	P136
GD35067	P168	GD35466-467	P170	GD8218	P107	GR1037	P137
GD35072	P168	GD35467-112	P170	GD8249	P4	GR1037	P137
GD35073	P168	GD35467-132	P170	GD8460	P24	GR1037	P137
GD35074	P168	GD35469	P76	GD8778	P20	GR1045	P44
GD35080	P169	GD35469	P78	GD8893-04	P89	GR1045	P74
GD35081	P169	GD35476	P44	GD9120	P24	GR1045	P126

Part No.	Page	Part No.	Page	Part No.	Page	Part No.	Page
GR1045	P129	GR1838	P142				
GR1045	P132	GR1839	P142				
GR1045	P133	GR1842MPP	P186				
GR1045	P134	GR1848	P18				
GR1045	P135	GR1897	P18				
GR1045	P136	GR1912	P79				
GR1045	P137	GR1916	P142				
GR1045	P150	GR1921	P102				
GR1045	P154	GR1921	P104				
GR1292	P143	GR1943	P102				
GR1293	P89	GR1947	P53				
GR1294	P89	GR1951	P102				
GR1295	P89	GR1961	P48				
GR1296	P89	GR1967	P48				
GR1301	P89	GR1968	P48				
GR1303	P98	GR1969	P48				
GR1304	P98	GR1970	P48				
GR1305	P98	GR1971	P48				
GR1306	P98	GR1977	P48				
GR1322	P132	GR1978	P48				
GR1363	P143	GR1979	P48				
GR1364	P143	GR2000	P48				
GR1465	P126	GR2008	P2				
GR1465	P128	GR2008	P140				
GR1465	P133	GR2109	P48				
GR1465	P134	GR2127	P186				
GR1466	P44	GR2127MPP	P186				
GR1466	P132	GR2231	P122				
GR1466	P136	GR2233	P102				
GR1466	P136	GR2240	P186				
GR1466	P137	GR2240MPP	P186				
GR1466	P137	GR2241MPP	P186				
GR1467	P44	GR2250	P129				
GR1467	P44	GR2268	P162				
GR1467	P44	GR2290	P150				
GR1467	P152	GR2290	P160				
GR1467	P152	GR2291	P150				
GR1467	P154	GR2291	P160				
GR1467	P154	GR2291	P160				
GR1467	P154	GR2293	P164				
GR1467	P42	GR2310	P162				
GR1517	P122	GR2330	P162				
GR1532	P119	GR2331	P162				
GR1557	P89	GR2337	P126				
GR1569	P18	GR2338	P123				
GR1570MPP	P186	GR2340	P128				
GR1598	P124	GR2341	P130				
GR1681	P86						
GR1777	P70						
GR1777	P156						
GR1828	P186						
GR1836	P142						

This page left blank intentionally.

Kinze Manufacturing, Inc.

I-80 at Exit 216 North, Williamsburg, Iowa 52361