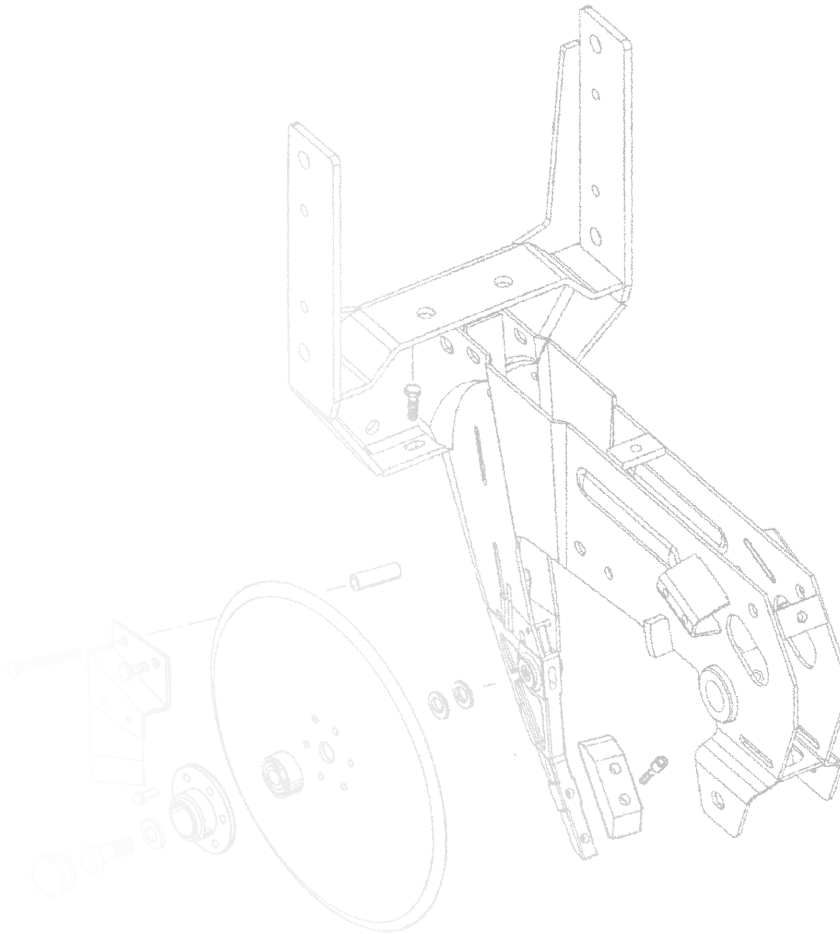


PARTS MANUAL



M0291-02

MODEL 3500 70 CM PIVOT FOLD PLANTER

Rev. 05/19

MODEL 3500 70 CM PIVOT FOLD PLANTER PARTS MANUAL

M0291-02

Rev. 05/19

This manual is applicable to: Model: 3500 Twin-Line Planters
 (Conventional and Bulk Fill)
 2018 Production and on

Record the model number and serial number of your planter along with date purchased:

Serial Number _____

Date Purchased _____

Information in this manual was current at time of printing. However, due to Kinze's ongoing product improvement, production changes may cause your machine to appear slightly different in detail. Kinze Manufacturing, Inc. reserves the right to change specifications or design without notice and without incurring obligation to install the same on machines previously manufactured.

Right hand (R.H.) and left hand (L.H.), as used throughout this manual, are determined by facing in the direction the machine will travel when in use, unless otherwise stated.

Contents

ROW UNIT

Shank Assembly, Seed Tube, and Depth Adjustment P1

Parallel Arms, Mounting Support Plate, and Pneumatic Down Pressure Package Option P4

Parallel Arms, Mounting Support Plate, and Quick Adjustable Down Force Springs Option P6

15" Seed Opener Disc Blade/Bearing Assembly and Scrapers P8

Gauge Wheels P10

"V" Closing Wheels P12

Hopper Support and Meter Drive P14

Seed Hopper and Lid P16

Finger Pickup Seed Meter P18

Brush-Type Seed Meter P20

Vacuum Seed Meter P22

Granular Chemical Hopper and Hopper Panel Extension P26

Granular Chemical Meter and Meter Drive P28

Granular Chemical Banding Options P30

Row Unit Mounted No Till Coulter P32

Coulter Mounted Residue Wheels P33

INTERPLANT

Interplant Push Row Unit P36

Interplant Push Row Unit Drive P40

Clutch Sprocket Assembly P42

Vacuum Fan Assembly P44

Digital and Analog Vacuum Gauge P45

Vacuum Fan Hydraulic Motor Assembly P46

Vacuum Fan Motor Valve Block Assembly P47

Vacuum System Assembly P48

PTO Pump Drive and Oil Cooler Option P50

BULK FILL

Bulk Fill Fan Mounts and Catwalk P52

Bulk Fill Fan Manifold P54

Bulk Fill Analog Gauges P56

Bulk Fill Fan Hydraulic Components (Mechanical) P58

Bulk Fill Fan Hydraulic Components (Vacuum) P60

Bulk Fill Fan System P62

Bulk Fill Distribution Hoses P64

Even-Row P64

Bulk Fill Distribution Hoses P65

Entrainer Assembly P66

Bulk Fill Tank Assembly P68

Bulk Fill Mechanical Row Unit P70

Bulk Fill Vacuum Row Unit P72

Bulk Fill Interplant Push Unit P74

BASE MACHINE

Hitch Assemble P76

Safety Chain Assebbly P78

2-Point Hitch Option P80

T-Hitch Assembly P82

T-Hitch Assembly P83

Y-Hitch Assembly P84

Y-Hitch Assembly P85

Transport Catch Assembly P86

Transport Catch Assembly P87

Manual Canistar P88

Frame Assembly P90

Axle/Pivot and Wheel Assembly P94

Contact Wheel and Arm Assembly P96

Driveline P98

Seed Rate Transmission Assembly P99

Pneumatic Down Pressure Control Box, Sending Unit, and Harnesses P102

Pneumatic Down Pressure Air Compressor, Dual Solenoid Assembly, Tubing, and Fittings P104

Row Marker Assembly, Two-Fold Low Profile, (Conventional) P106

Row Marker W/Mounts, (Bulk Fill) P108

Row Marker Spindle/Hub/Blade P110

Water Tank Assembly P112

Rotation Cylinder P114

Transport Latch Cylinder, All Sizes P114

Lift Cylinder, Conventional P116

Lift Cylinder, Bulk Fill P118

Row Marker Cylinder P120

Stroke Limiter Valve, Bulk Fill P121

Selector Valve P122

Stroke Limiter Valve, Conventional P122

Row Marker Sequencing/Flow Control Valve P123

Bulk Fill/Vacuum Anti-Cavitation Check Valve Block . . . P124

Mechanical Planter Hydraulic System P128

Mechanical Planter Hydraulic System P129

Vacuum Planter Hydraulic System P130

Bulk Fill Hydraulic System P132

Vacuum Bulk Fill Planter Hydraulic System P134

Vacuum Planter Hydraulic System P135

Vacuum Planter With PTO Option Hydraulic System . . . P136

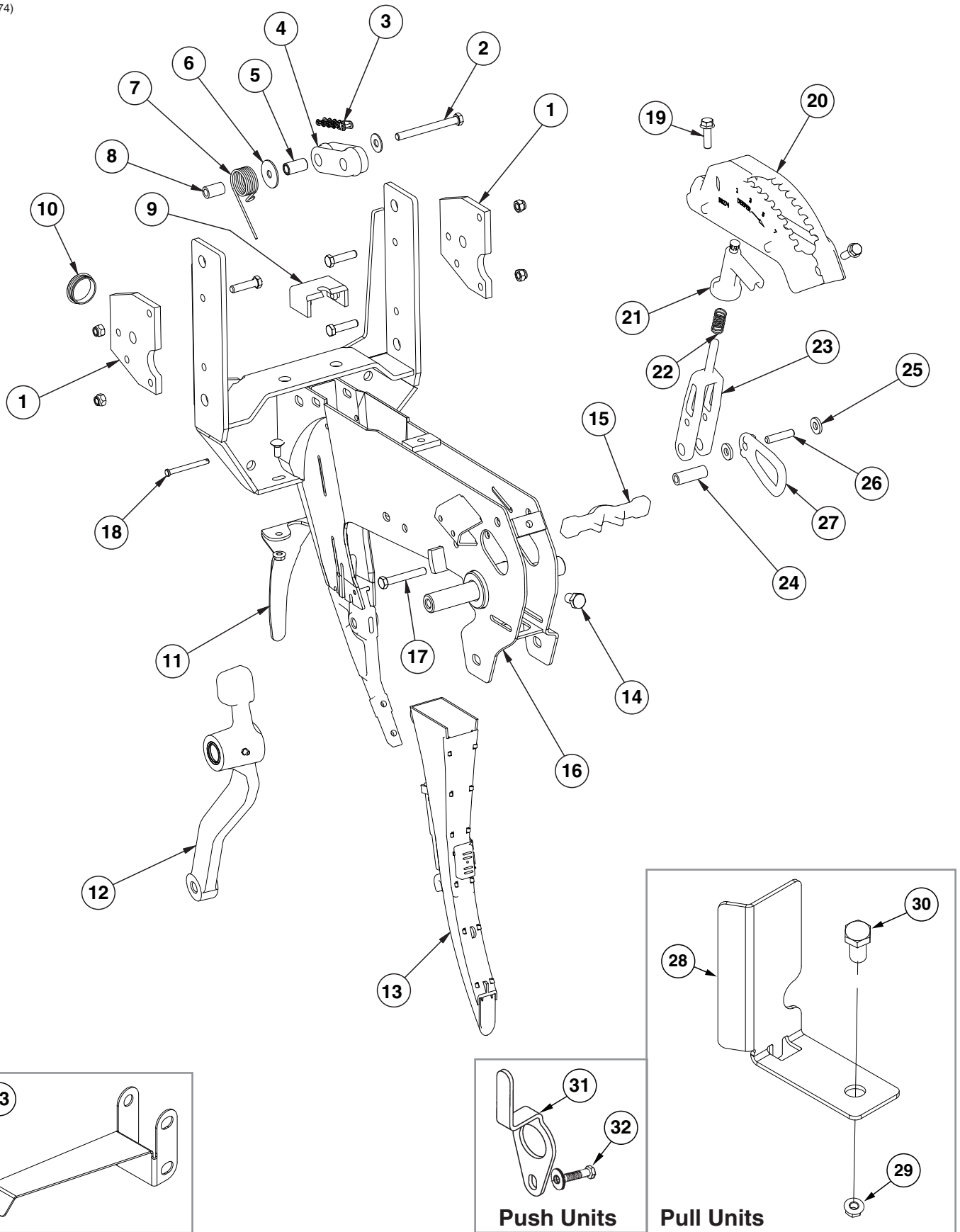
Vacuum Planter With PTO option Hydraulic System . . . P137

Vacuum Bulk Fill planter With PTO Option Hydraulic System P138

Vacuum Bulk Fill planter With PTO Option Hydraulic

System	P139
Mechanical Bulk Fill planter With PTO Option Hydraulic System	P140
Mechanical Bulk Fill planter Hydraulic System	P141
ELECTRONICS	
Electrical Components	P142
LED Work Lights	P144
KPM III Electronic Seed Monitor	P146
Notched Single Disc Fertilizer Opener	P150
Dry Fertilizer Transmission Assembly	P154
Dry Fertilizer Hopper and Mounts	P158
Liquid Fertilizer Tanks, Saddles, Mounts, Hoses, and Fittings	P160
Liquid Fertilizer Piston Pump Mounting Brackets and Driveline	P162
Liquid Fertilizer Piston Pump Uses 18 Tooth Sprocket	P164
Liquid Fertilizer Piston Pump Flow Divider	P166
Liquid Fertilizer Tube In Furrow	P168
Rear Trailer Hitch	P170
MISCELLANEOUS	P172
NUMERICAL INDEX	P186

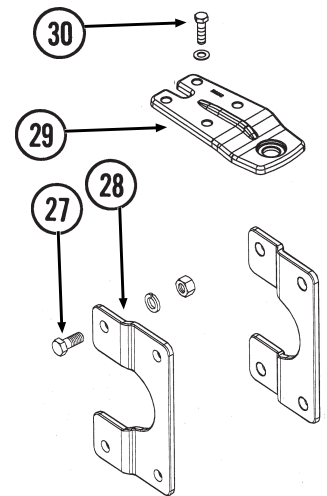
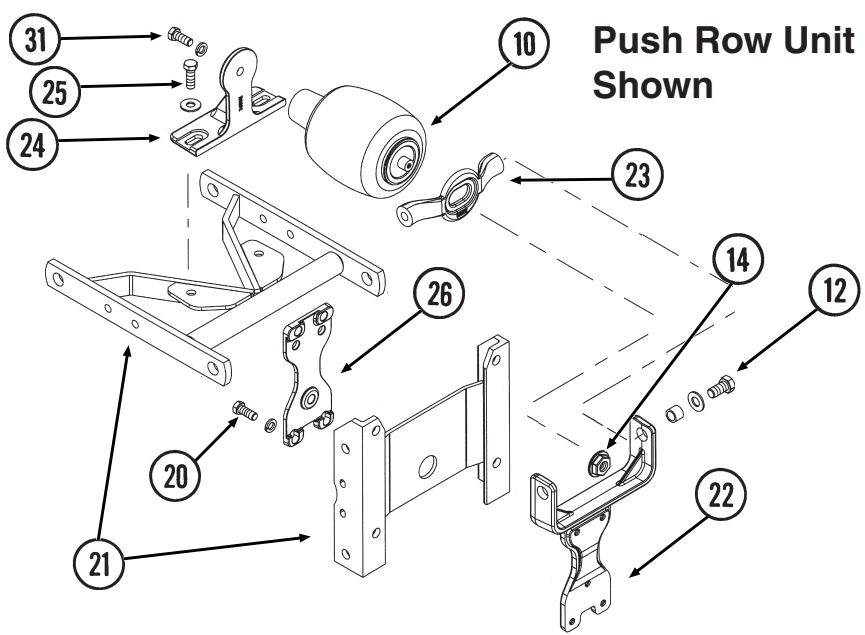
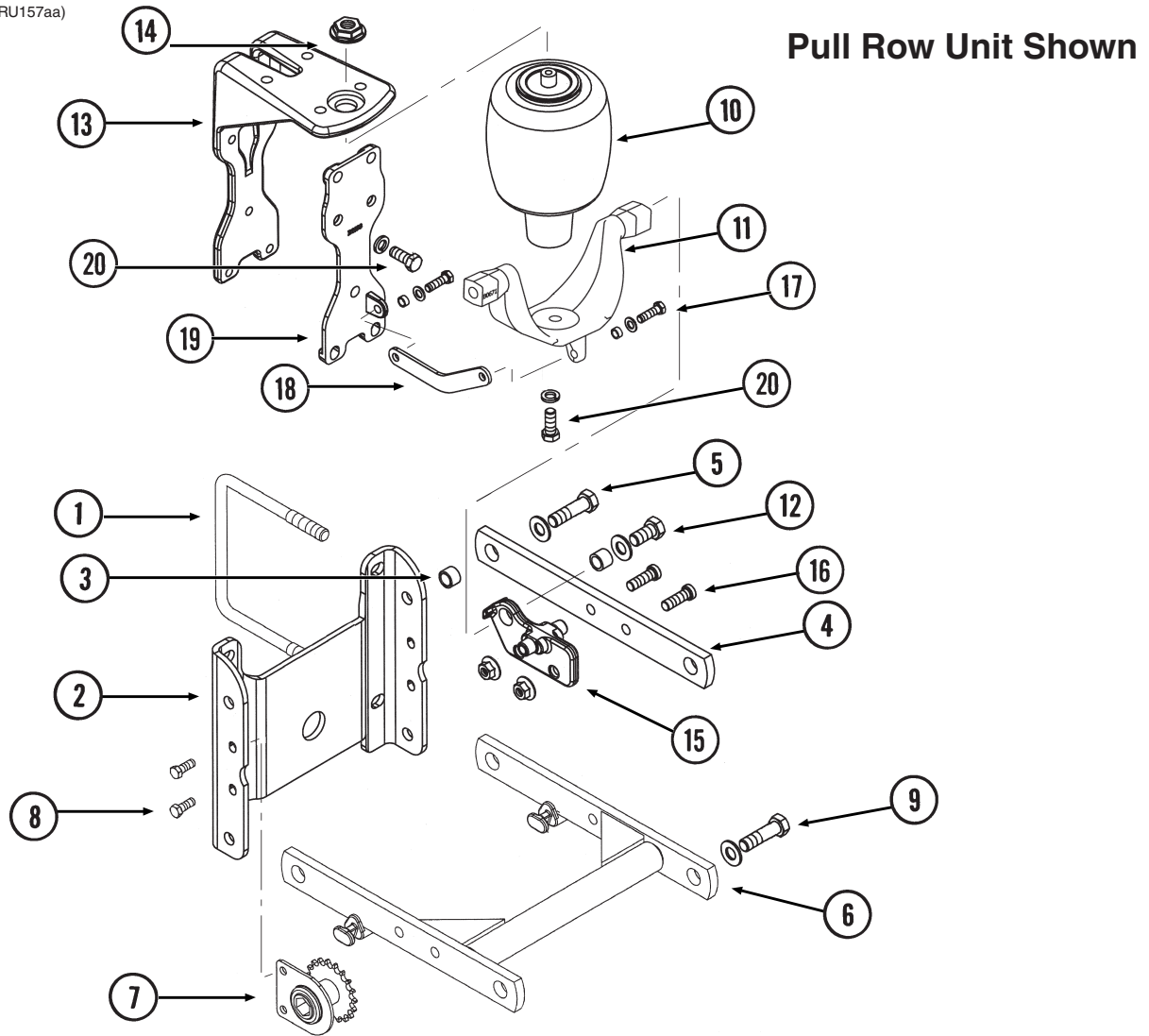
(IP1274)



ITEM	PART NO.	QTY. (Per Row)	DESCRIPTION
1	GD24545	2	Stop
	G10003	3	Hex Head Cap Screw, 3/8"-16 x 1 1/2"
	G10108	4	Lock Nut, 3/8"-16
2	G10326	1	Hex Head Cap Screw, 3/8"-16 x 3/4"
	G11387	1	Flat Washer, 3/8" SAE
3	G3303-98	-	Chain, No. 41, 98 Pitch Including Connector Link (Mechanical)
	G3303-108	-	Chain, No. 41, 108 Pitch Including Connector Link (Vacuum)
	G3303-16	-	Chain, No. 41, 16 Pitch Including Connector Link (Used W/Row Unit Extension Brackets)
	GR0196	-	Connector Link, No. 41
4	GD11962	1	Idler
5	GD1026	1	Sleeve, 1 3/16" Long
6	G10201	1	Special Washer, 3/8" x 1 1/2" O.D.
7	GD1065	1	Idler Spring
8	GD7318	1	Sleeve, 1" Long
9	GD16245	1	Sun Shade (Rubber)
10	GD11845	1	Dust Cap
11	GD28390	1	Shield
	G10312	2	Carriage Bolt, 5/16"-18 x 3/4"
	G10620	2	Serrated Flange Nut, 5/16"-18
12	---	-	See "Gauge Wheels" on page P10
13	---	-	See "KPM III Electronic Seed Monitor" on page P146
14	G10438	1	Hex Head Cap Screw, 1/2"-13 x 3/4"
15	GB0265	1	Pivot Link, Depth Adjustment
16	GA10157	1	Shank W/Gauge Wheel Pivot Spindle And Set Screw
17	G11592	1	Hex Head Cap Screw, 3/8"-24 x 2 3/4", Grade 8
	G11591	1	Nylon Lock Nut, 3/8"-24, Grade C
18	G10551	1	Clevis Pin, 1/4" x 2 1/2"
	G10669	1	Hair Pin Clip, No. 22
19	G11015	2	Hex Washer Head Cap Screw, 3/8"-16 x 1 1/4"
20	GB0274	1	Cover, Depth Adjustment
21	GB0266	1	Handle, Depth Adjustment
	GD3612	-	Cap Plug
22	GD10993	1	Spring
23	GB0267	1	Lever, Depth Adjustment
24	GD11259	1	Sleeve, 3/8" I.D. x 5/8" O.D. x 1 25/32" Long
25	G10207	1	Washer, 7/8" O.D. x 1 3/32" I.D. x .134" (If Applicable)
26	GD13361	1	Pin, 3/8" x 1 2/3"
27	GB0285	1	Collar, Depth Adjustment
28	GD29798	1	Chain Guard, Pull Units
29	G10071	1	Serrated Flange Nut, 1/2"-13
30	G10014	1	Hex Head Cap Screw, 1/2"-13 x 1"
31	GD17014	1	Hose Guide, Push Units
32	G10047	1	Hex Head Cap Screw, 3/8"-16 x 1 3/4"
	G11387	2-3	Flat Washer, 3/8" SAE
	G10108	1	Lock Nut, 3/8"-16
33	GD35444	-	Seed Tube Bracket

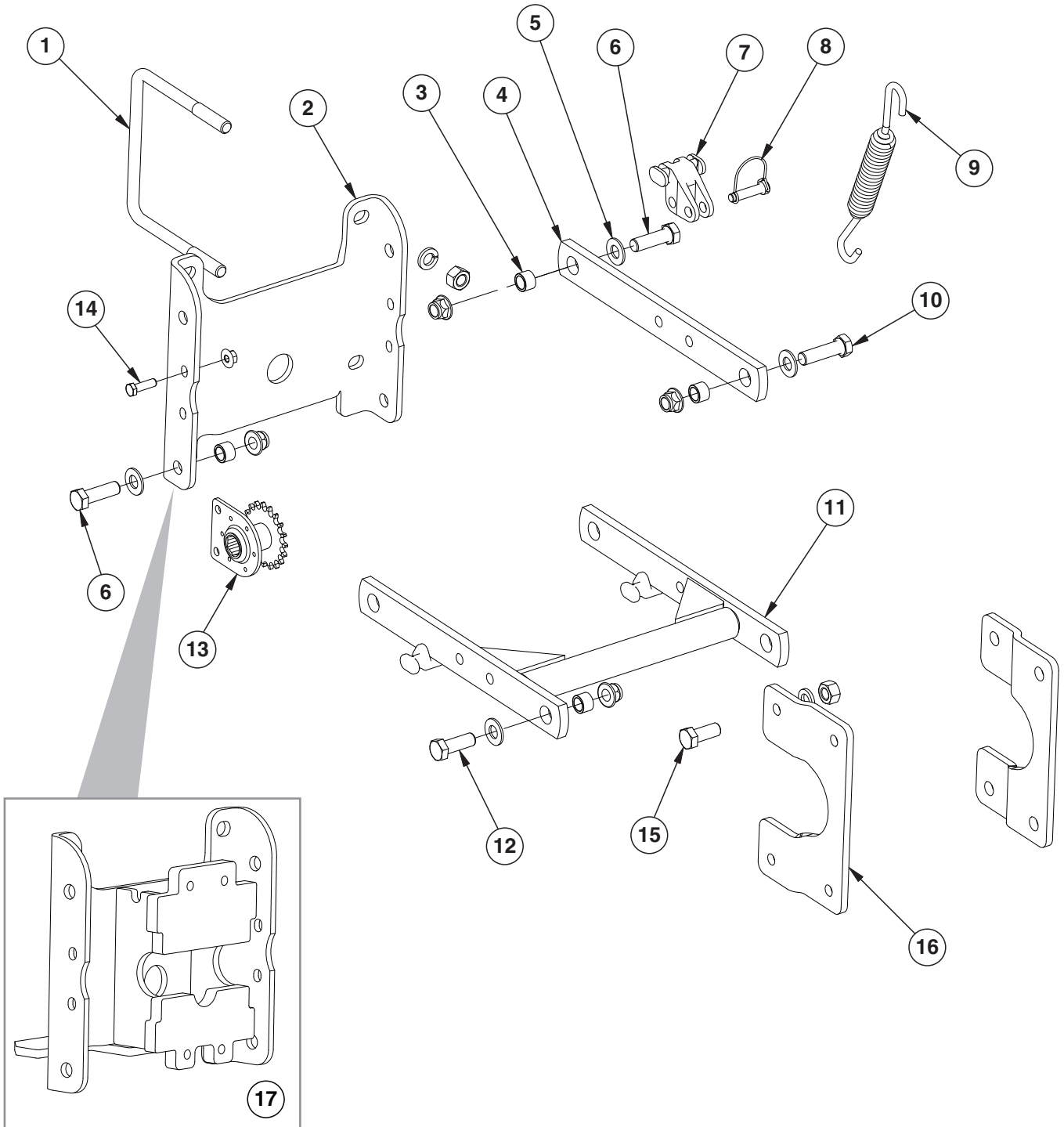
This page left blank intentionally.

(RU157a/RU159/RU157aa)



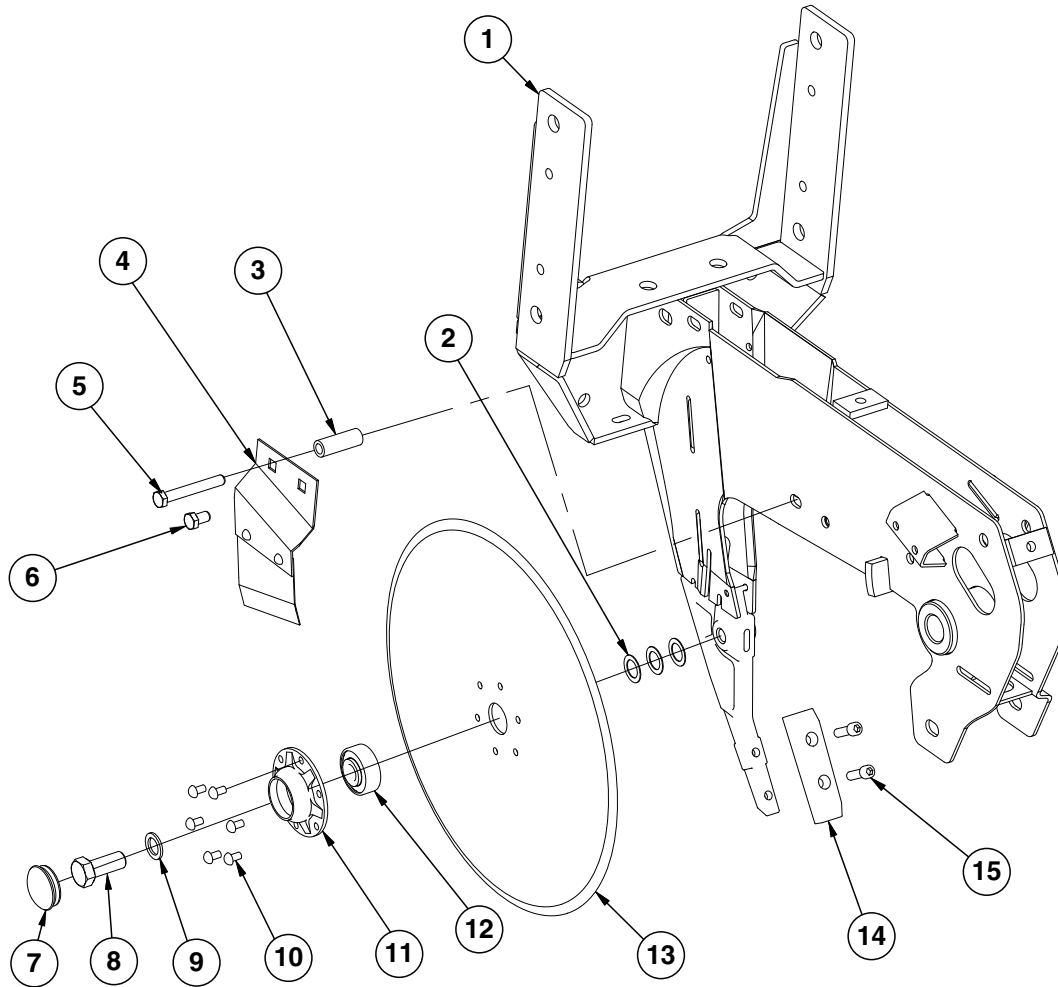
ITEM	PART NO.	QTY. (Per Row)	DESCRIPTION
1	GD1113	2	U-Bolt, 5" x 7" x 5/8"-11
	G10230	4	Lock Washer, 5/8"
	G10104	4	Hex Nut, 5/8"-11
2	GD10036	1	Mounting Support Plate
3	GB0218	4	Bushing, 21/32" I.D. x 7/8" O.D. x 19/32" Long
4	GD11422	2	Upper Parallel Arm
5	G10732	4	Hex Head Cap Screw, 5/8"-18 x 2"
	G11391	4	Flat Washer, 5/8" SAE
	G11514	4	Lock Nut, 5/8"-18
6	GA24693	1	Lower Parallel Arm
7	GA1720	1	Bearing/Sprocket, 7/8" Hex Bore
8	G10004	2	Hex Head Cap Screw, 3/8"-16 x 1"
	G11091	2	Serrated Flange Nut
9	---	-	See "Hopper Support and Meter Drive" on page P14
10	GA11982	1	Air Spring Assembly
11	GD23995	1	Saddle
12	G11018	2	Hex Head Cap Screw, 5/8"-18 x 1 1/4"
	G11391	2	Flat Washer, 5/8" SAE
	GD3180-30	2	Sleeve, 7/8" O.D. x 5/8" I.D. x 2 1/32"
13	GB0396	1	Head Mount
14	GB0397	1	Shoulder Nut, 3/4"-16
15	GB0395	2	Bracket
16	G11220	4	Hex Socket Cap Screw, 1/2"-13 x 1 1/2"
	G10071	4	Serrated Flange Nut, 1/2"-13
17	G10004	2	Hex Head Cap Screw, 3/8"-16 x 1 1/4"
	G11387	2	Flat Washer, 3/8" SAE
	GD11963-04	2	Spacer, 1/4"
	G10108	2	Lock Nut, 3/8"-16
18	GD17794	1	Link (not applicable with row unit extension brackets)
19	GB0393	1	Plate
20	G10037	7	Hex Head Cap Screw, 1/2"-13 x 1 1/4"
	G11389	2	Flat Washer, 1/2" SAE (Lower Two Holes Only)
	G10228	7	Lock Washer, 1/2"
21	---	-	See "Interplant Push Row Unit" on page P36
22	GB0390	1	Yoke Mount
23	GB0392	1	Yoke
24	GB0391	1	Mount
25	G10017	2	Hex Head Cap Screw, 1/2"-13 x 1 1/2"
	G11389	2	Flat Washer, 1/2" SAE
	G10228	2	Lock Washer, 1/2"
	G10102	2	Hex Nut, 1/2"-13
26	GB0389	1	Plate
27	G10008	4	Hex Head Cap Screw, 5/8"-11 x 2"
	G10230	4	Lock Washer, 5/8"
	G10104	4	Hex Nut, 5/8"-11
28	GB0366	2	Extension Bracket
29	GB0398	1	Extension
30	G10039	4	Hex Head Cap Screw, 1/2"-13 x 1 3/4"
	G11389	4	Flat Washer, 1/2" SAE
	G10111	4	Lock Nut, 1/2"-13
31	G10037	1	Hex Head Cap Screw, 1/2"-13 x 1 1/4"
	G10228	1	Lock Washer, 1/2"
A	G6325X	-	U-Bolt Package For 5" x 7" Toolbar, Includes: (2) GD1113, (4) G10230, (4) G10104

(IP1277a)



ITEM	PART NO.	QTY. (Per Row)	DESCRIPTION
1	GD1113	2	U-Bolt, 5" x 7" x 5/8"-11
	G10230	4	Lock Washer, 5/8"
	G10104	4	Hex Nut, 5/8"-11
2	GD10036	1	Mounting Support Plate
3	GB0218	8	Bushing, 2 1/32" I.D. x 7/8" O.D. x 1 9/32" Long
4	GD11422	2	Upper Parallel Arm
5	G11391	8	Flat Washer, 5/8" SAE
6	G10732	4	Hex Head Cap Screw, 5/8"-18 x 2"
	G11514	4	Non-Serrated Flange Lock Nut, 5/8"-18
7	GB0186	2	Spring Anchor
8	GD14217	2	Tab Lock Pin, 7/16" x 1 1/2"
9	GD8249	4	Standard Down Pressure Spring
	GD21337	-	Heavy Duty Down Pressure Spring
10	G10752	2	Hex Head Cap Screw, 5/8"-18 x 2 1/4"
	G11514	2	Non-Serrated Flange Lock Nut, 5/8"-18
11	GA5651	1	Lower Parallel Arm
12	G10751	2	Hex Head Cap Screw, 5/8"-18 x 1 3/4"
	G11514	2	Non-Serrated Flange Lock Nut, 5/8"-18
13	GA1720	1	Bearing/Sprocket, 7/8" Hex Bore
14	G10004	2	Hex Head Cap Screw, 3/8"-16 x 1 1/4"
	G11091	2	Serrated Flange Nut, 3/8"-16
15	G10007	4	Hex Head Cap Screw, 5/8"-11 x 1 1/2"
	G10230	4	Lock Washer, 5/8"
	G10104	4	Hex Nut, 5/8"-11
16	GB0366	2	Extension Bracket
17	GA18724	-	Row Unit Mount (Optional on 4 Center Row Units When Using Frame Mounted Coulters with Residue Wheels Along with GB0366 Extension Bracket)
A	G6325X	-	U-Bolt Package For 5" x 7" Toolbar, Includes: (2) GD1113, (4) G10230, (4) G10104

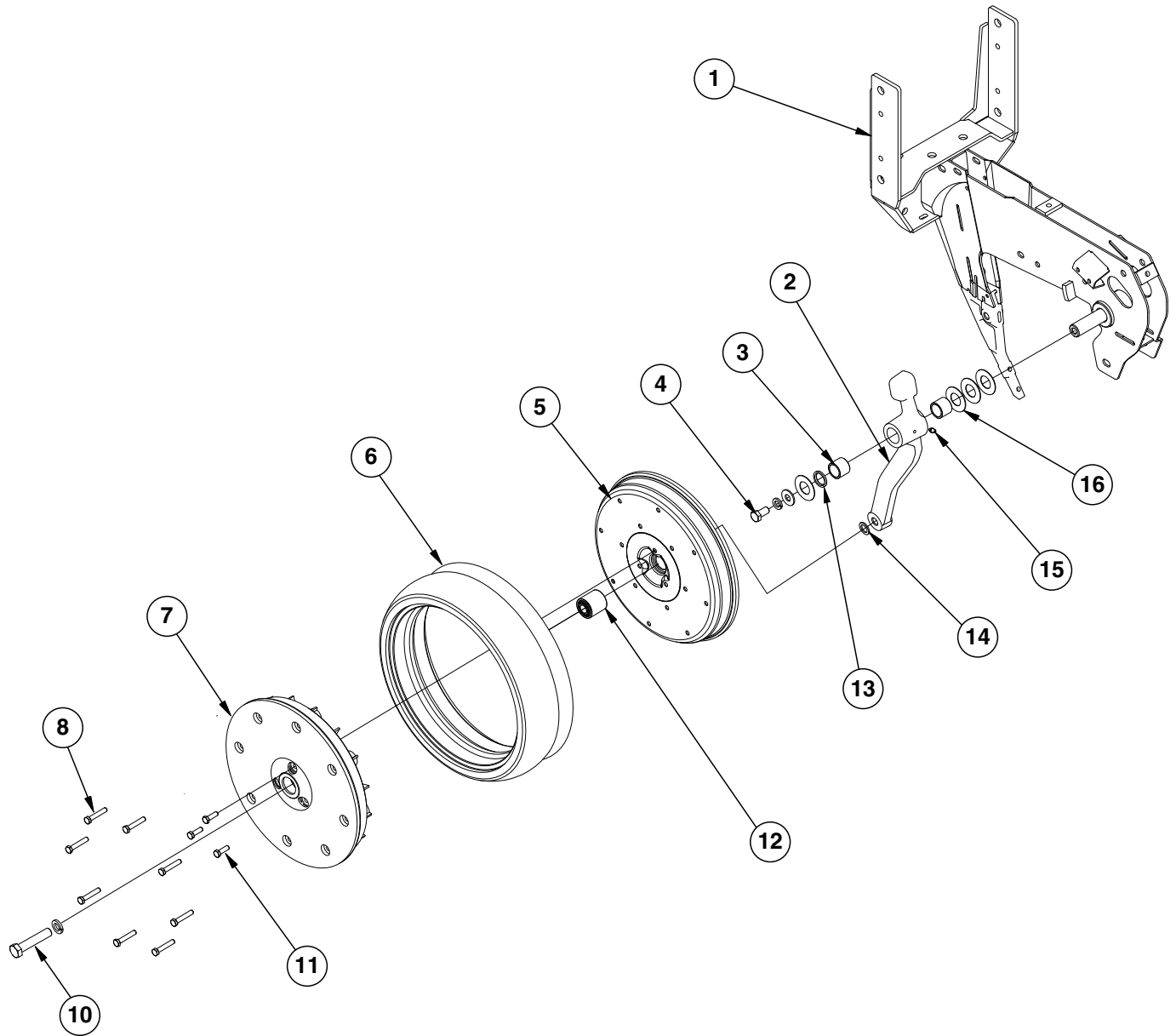
(RU139)



ITEM	PART NO.	QTY. (Per Row)	DESCRIPTION
1	---	-	See "Shank Assembly, Seed Tube, and Depth Adjustment" on page P1
2	GD30725	-	Machine Bushing, 5/8" (.030" Thick) (As Required)
3	GD2971-26	1	Sleeve, 3/8" I.D x 5/8" O.D. x 1.63" Long
4	GA2012R GA2012L	1 -	Disc Scraper, R.H. Disc Scraper, L.H. (Shown)
5	G10325 G10622	1 1	Hex Head Cap Screw, 3/8"-16 x 2 3/4" Serrated Flange Nut, 3/8"-16
6	G10328 G10622	2 1	Hex Head Cap Screw, 3/8"-16 x 5/8" Serrated Flange Nut, 3/8"-16
7	GD11845	2	Dust Cap
8	GD11017	1	Special Hex Head Cap Screw, 5/8"-11 x 1 1/2", L.H. Threads
9	G10204	2	Special Machine Bushing, 5/8" x 1" O.D.
10	G10427	12	Rivet, 1/4" x 1/2"
11	GD10473	2	Bearing Housing
12	GA2014	2	Bearing
13	GD11306	2	Disc Blade, 3.5 mm x 15"
14	GB0301	1	Seed Tube Guard/Inner Scraper
15	G10912	2	Hex Socket Head Cap Screw, 5/16"-18 x 1", Grade 8
A	GA8324	-	Disc Blade/Bearing Assembly, Less Dust Cap (Items 10-13)

This page left blank intentionally.

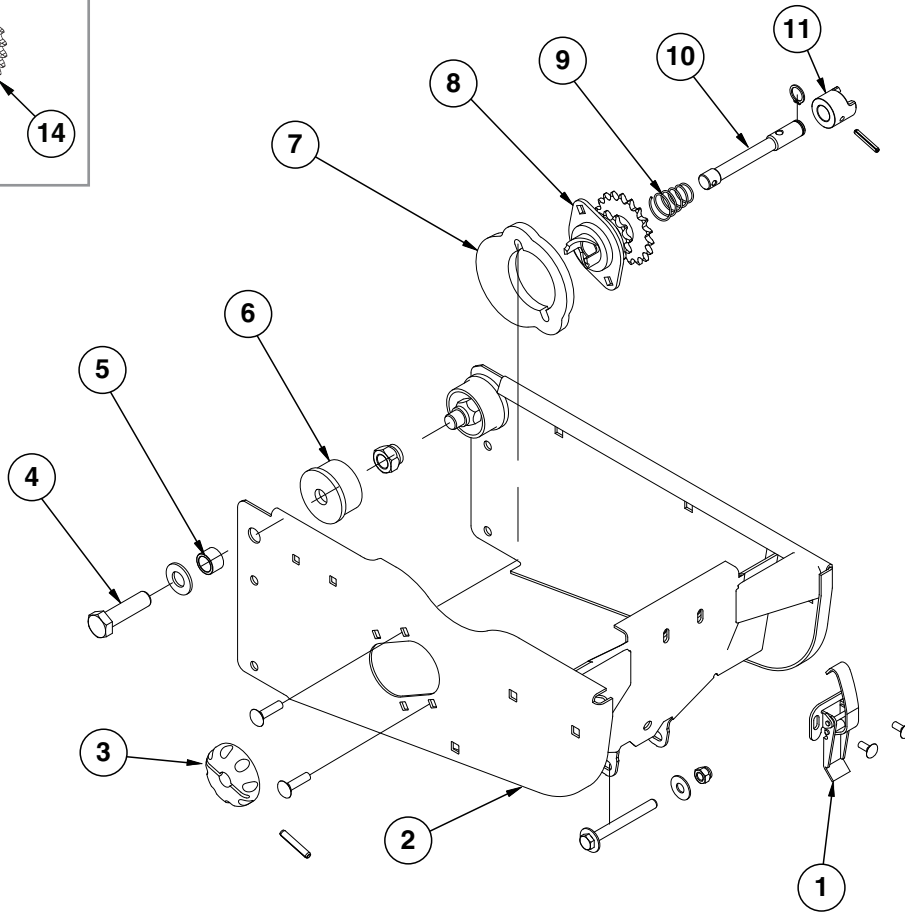
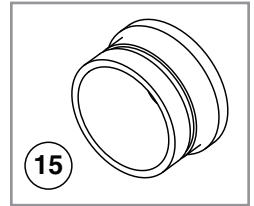
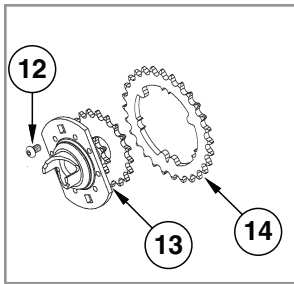
(IP1268a)



ITEM	PART NO.	QTY. (Per Row)	DESCRIPTION
1	---	-	See "Shank Assembly, Seed Tube, and Depth Adjustment" on page P1
2	GA21677	1	Wheel Arm W/Grease Fitting, Bushings And Seals, L.H. (Shown) (Includes Items 3 and 13)
	GA21676	1	Wheel Arm W/Grease Fitting, Bushings And Seals, R.H. (Includes Items 3 and 13)
3	GB0276	2	Bushing, 1" I.D. x 1¼" O.D. x 1" Long (Per Arm)
4	G10014	1	Hex Head Cap Screw, ½"-13 x 1"
	G10228	2	Lock Washer, ½"
	G10216	2	Washer, ½" USS
5	GD31466	4	Half Wheel, Black
6	GD1086	2	Tire
7	GD34206	2	Half Wheel, Black
8	G10031	8	Hex Head Cap Screw, ⅝"-18 x 1¾"
	G10109	8	Lock Nut, ⅝"-18, Grade 8
9	G10338	12	Carriage Bolt, ⅝"-18 x 1¼"
	G10620	12	Serrated Flange Nut, ⅝"-18
10	G10010	2	Hex Head Cap Screw, ⅝"-11 x 3"
11	G10019	14	Hex Head Cap Screw, ⅝"-18 x 1"
	G10109	14	Lock Nut, ⅝"-18, Grade 8
12	GA6171	2	Bearing
13	GD10991	2	Seal (Per Arm)
14	G10204	2	Special Machine Bushing, ⅝" x 1" O.D.
15	G10640	1	Grease Fitting, ¼"-28 (Per Arm)
16	G10940	-	Machine Bushing, 1" (.048" Thick)
A	GA24576	-	Gauge Wheel Complete (Items 5-9 And 11-12)
B	G1K296	-	Gauge Wheel Arm Bushing And Seal Driver Kit, Includes: (1) Seal Driver, (1) Bushing Driver, (1) Instruction

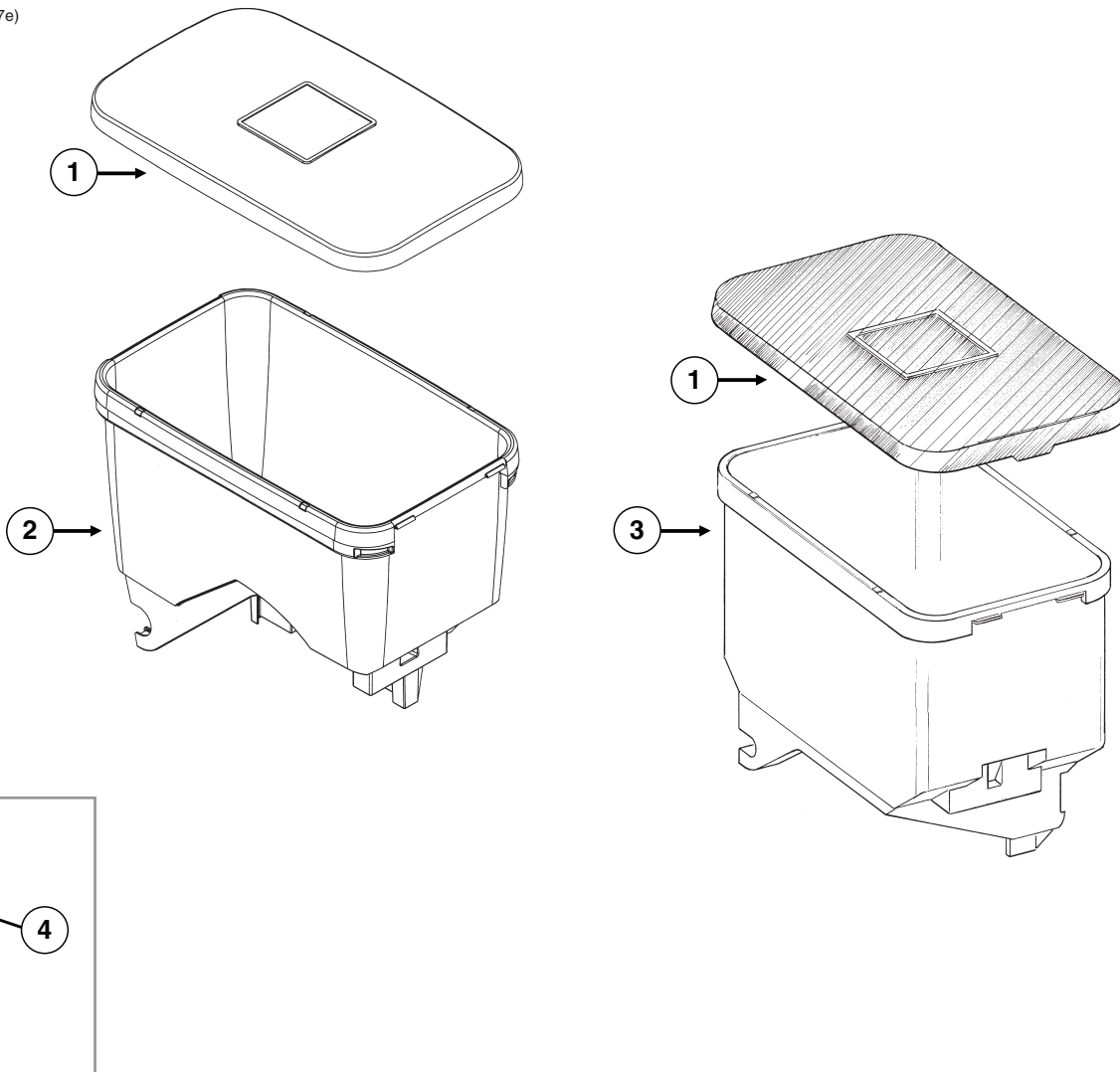
ITEM	PART NO.	QTY. (Per Row)	DESCRIPTION
1	GD9120	4	Nylon Half Wheel
	G10064	12	Hex Head Cap Screw, 1/4"-20 x 1"
2	GD1085	2	Rubber Tire, 1" x 12"
3	GA6171	2	Bearing
4	GA6597	1	Cast Iron Closing Wheel W/Bearing
	GA6171	1	Bearing (Included W/GA6597)
5	GB0254	1	Lever
	G10133	1	Hex Head Cap Screw, 5/16"-18 x 1 1/2"
	G10109	1	Lock Nut, 5/16"-18, Grade 8
6	GA15197	1	Arm
7	GB0268	1	Wheel Arm Mount
8	G10001	1	Hex Head Cap Screw, 3/8"-16 x 1"
	G11387	2	Flat Washer, 3/8" SAE
9	G11419	2	Carriage Bolt, 1/2"-13 x 2 1/4"
	G10315	-	Carriage Bolt, 1/2"-13 x 2 1/2" (Used W/Straight Drop In-Furrow Granular Chemical Bracket)
	G11387	-	Flat Washer, 3/8" SAE
10	GB0282	2	Stepped Bushing
11	GB0239	2	Eccentric Bushing
12	G10111	2	Lock Nut, 1/2"-13
13	GD8460	1	Spring
14	G1K345	-	Closing Wheel Shield Kit W/Hardware and Instruction
	GD26146	1	Closing Wheel Shield (Included W/G1K345)
	G10599	1	Carriage Bolt, 3/8"-16 x 1 1/4" (Included W/G1K345)
	G10308	2	Carriage Bolt, 3/8"-16 x 3/4" (Included W/G1K345)
	G10101	3	Hex Nut, 3/8"-16 (Included W/G1K345)
	G10229	3	Lock Washer, 3/8" (Included W/G1K345)
	G11387	1	Hardened Washer, 3/8" SAE (Included W/G1K345)
15	G10013	2	Hex Head Cap Screw, 5/8"-11 x 3 1/2"
	G11391	2	Flat Washer, 5/8" SAE
	GD1109	2	Bushing, 4 1/64" I.D. x 7/8" O.D. x 1/4" Long
	G10230	2	Lock Washer, 5/8"
	G10107	2	Lock Nut, 5/8"-11
16	GD31353MPP	2	Spiked Wheel Insert (Package of 2)
A	GA6434	-	Rubber Closing Wheel Complete W/Bearing (Items 1-3)
B	GA22165	-	Spiked Closing Wheel Complete W/Bearing (Items 1, 3, and 16)

(IP1209)



ITEM	PART NO.	QTY. (Per Row)	DESCRIPTION
1	GA2007	1	Hopper Hold Down Latch
	G10621	2	Serrated Flange Nut, 1/4"-20
	G10309	2	Carriage Bolt, 1/4"-20 x 5/8", Grade 2
2	GA26296	1	Hopper Support
	G10061	1	Hex Head Cap Screw, 3/8"-16 x 3 1/2"
	G11387	2	Flat Washer, 3/8" SAE
	G10108	1	Lock Nut, 3/8"-16
3	GD11239	1	Knob
4	G10752	2	Hex Head Cap Screw, 5/8"-18 x 2 1/4"
	G11391	2	Flat Washer, 5/8" SAE
	G10412	2	Lock Nut, 5/8"-18
5	GB0218	2	Bushing, 2 1/32" I.D. x 7/8" O.D. x 1 9/32" Long
6	GB0314	2	Hopper Mount
7	GB0331	1	Clutch Adapter Plate
	G10620	2	Serrated Flange Nut, 5/16"-18
	G10338	2	Carriage Bolt, 5/16"-18 x 1 1/4"
8	GA10137	1	Double Sprocket And Bearing, Drive Clutch, 11/19 Tooth (Mechanical)
	GA12143	1	Double Sprocket And Bearing, Drive Clutch, 11/28 Tooth (Vacuum)
9	GD11413	1	Spring
10	GD29507	1	Clutch Shaft
	G10567	1	External Retaining Ring, 5/8"
11	GB0278	1	Coupler
	G10602	1	Spring Pin, 1/4" x 1 1/2"
12	G11222	3	Hex Socket Button Head Cap Screw, 5/16"-18 x 1/2", Stainless Steel
	G10620	3	Serrated Flange Nut, 5/16"-18
13	GA10137	1	Double Sprocket And Bearing, Drive Clutch, 11/19 Tooth
14	GD17192	1	Bolt-On Sprocket, 28 Tooth
15	GD17052	-	Vacuum Plug
A	GA20640	-	Seed Meter Clutch Assembly, 11/28 Tooth (Items 3 And 8-11) (Vacuum Shown)
B	GA10151	-	Seed Meter Clutch Assembly, 11/19 Tooth (Items 3 And 8-11)

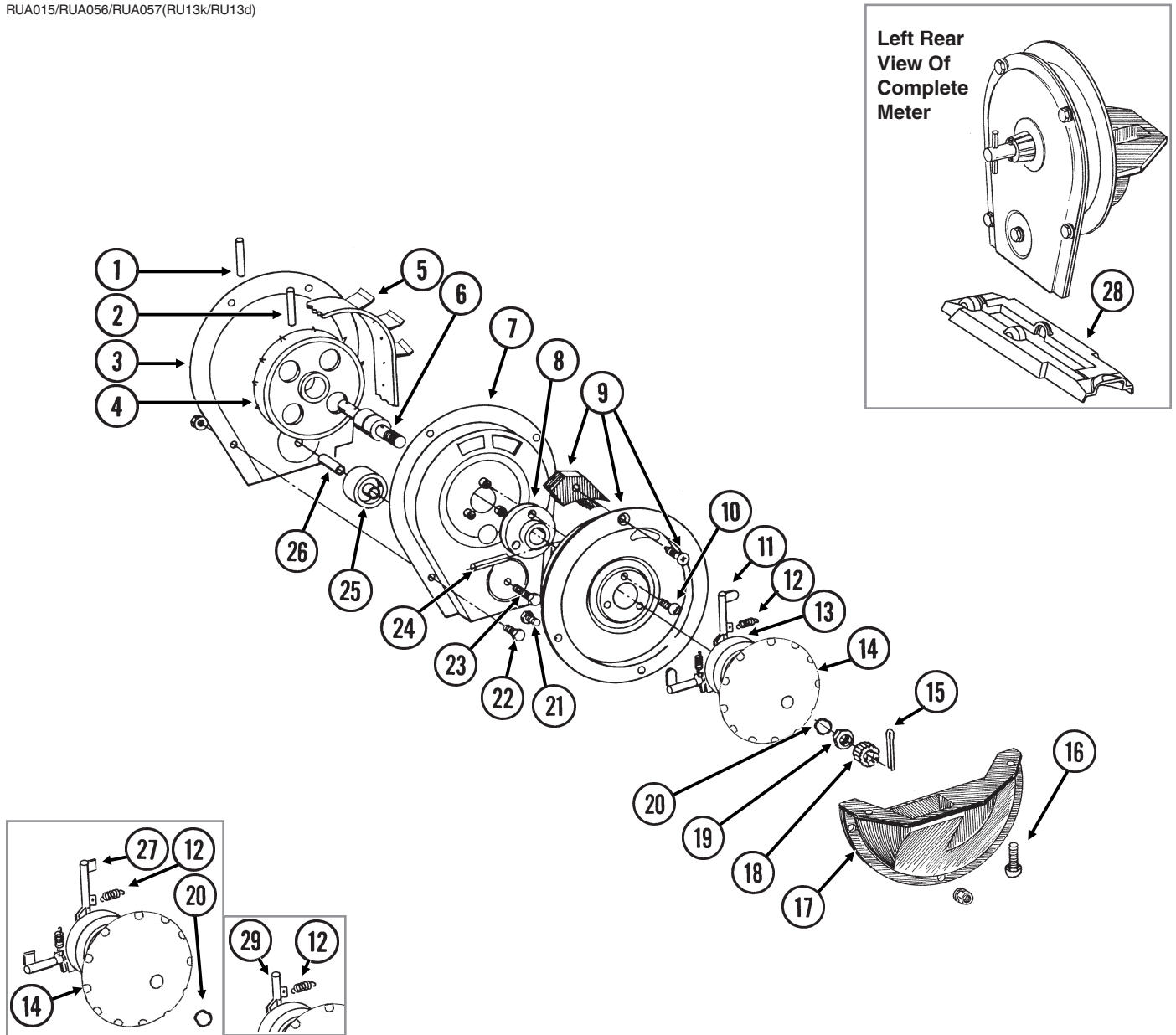
(METR12/RU87e)



ITEM	PART NO.	QTY.	DESCRIPTION
1	GD11279	1	Lid
2	GA20254	1	Seed Hopper (Vacuum)
	GD12561	-	Threaded Insert, 5/16"-18 (Included W/GA20254)
3	GA9714	1	Seed Hopper, Reinforced (Mechanical)
	GD12561	-	Threaded Insert, 5/16"-18 (Included W/GA9714)
4	GD11747	1	Seed Reserve Baffle

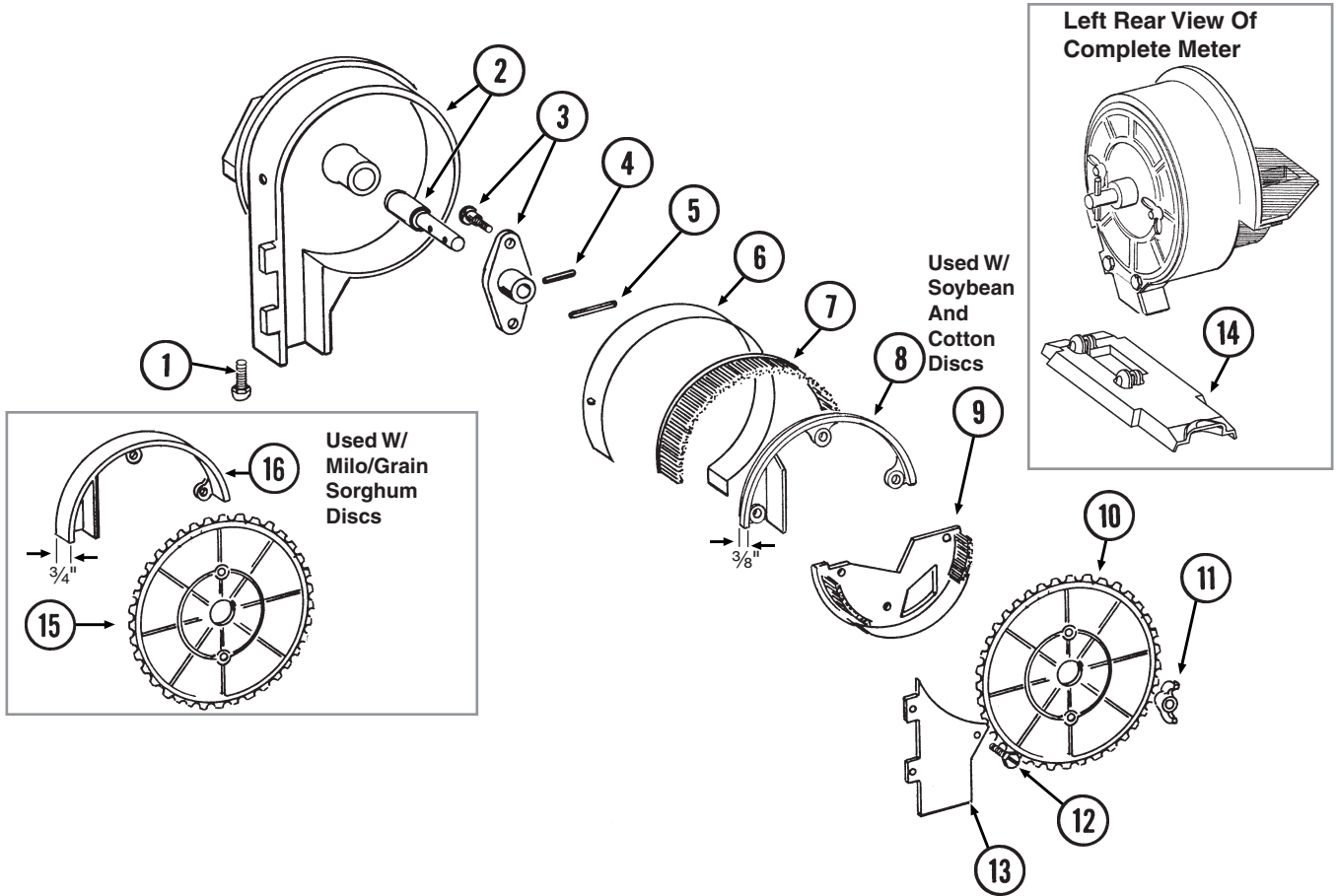
This page left blank intentionally.

RUA015/RUA056/RUA057(RU13k/RU13d)



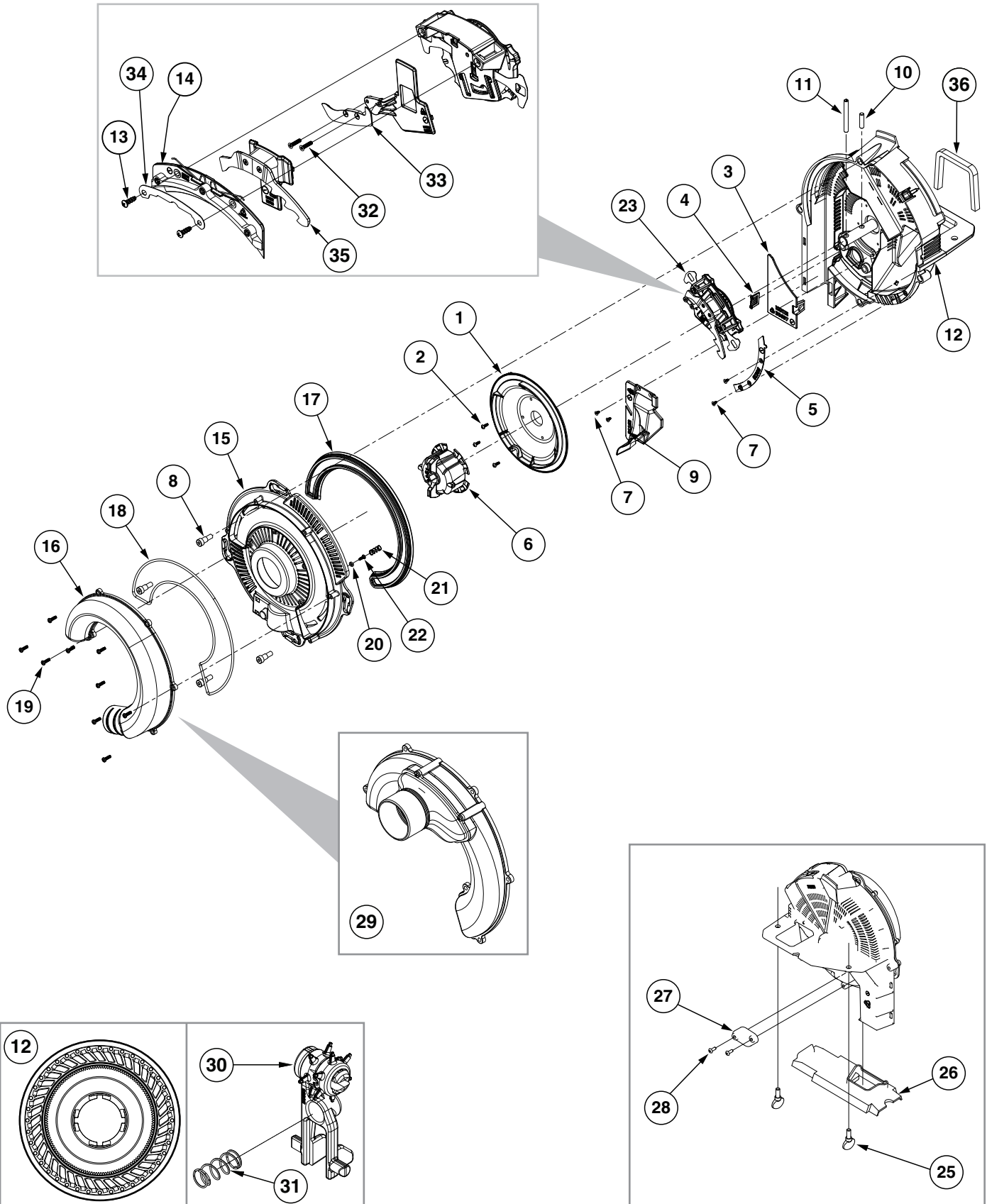
ITEM	PART NO.	QTY. (Per Row)	DESCRIPTION
1	G10602	1	Spring Pin, 1/4" x 1 1/2"
2	G10604	1	Spring Pin, 3/16" x 1 1/2"
3	GD26419	1	Housing Cover
4	GD1041	1	Belt Drive Sprocket
5	GD11286	1	Seed Belt
6	GA2019	1	Bearing
7	GA18201	1	Conveyor Housing
8	GB0110	1	Bearing Housing
9	GR1569	-	Carrier Plate W/Brush and Screw (Corn)
	GR0664	-	Carrier Plate W/Brush and Screw (Sunflower)
	GA2020	-	Brush
	G10690	-	Rolling Thread Screw, No. 10 x 3/4"
10	G10401	3	Slotted Hex Washer Head Screw, No. 10-32 x 5/8"
11	GD18704	12	Finger, Corn
12	GD19790	12	Spring
13	GB0410	1	Cam
14	GD11528	1	Finger Holder
15	G10470	1	Cotter Pin, 5/32" x 1"
16	G11009	2	Locking Thumbscrew, 5/16"-18 x 3/4"
17	GD11311	1	Seed Baffle
18	GD1083	1	Cover Nut
19	G10500	1	Jam Nut, 5/8"-18 UNF
20	GA8343	1	Wave Washer, 5/8" (Triple Wave)
21	G10020	3	Hex Head Cap Screw, 1/4"-20 x 5/8"
	G10323	3	Hex Flange Nut, 1/4"-20, No Serrations
22	G10022	4	Hex Head Cap Screw, 1/4"-20 x 1/2"
	G10621	4	Serrated Flange Nut, 1/4"-20
23	G10021	1	Hex Head Cap Screw, 1/4"-20 x 1 1/2"
	G10621	1	Serrated Flange Nut, 1/4"-20
24	G10603	1	Spring Pin, 1/4" x 1 1/4"
25	GD1042	1	Idler
26	GB0120	1	Bushing, 1 7/64" I.D. x 1 1/32" Long
27	GD19333	12	Finger, Oil Sunflower
28	GD15698	1	Shank Cover, Finger Pickup Seed Meter
29	GD11787	-	Half Rate Blank Finger
A	GR1848	-	Finger Assembly, Corn (Items 11-14 and 20)
B	GR2154	-	Finger Assembly, Oil Sunflower (Items 12, 14, 20, 27, and 30)
C	700-01078	-	Corn Meter Assembly (Items 1-26 and 28)

RUA037/RUA056/RUA057(RU14f)



ITEM	PART NO.	QTY. (Per Row)	DESCRIPTION
1	G11009	2	Locking Thumbscrew, 5/16"-18 x 3/4"
2	GA18208	1	Housing W/Bearing
	GA5698	-	Bearing (Included W/GA18208)
3	GA6038	1	Hub W/Shoulder Bolts
	GD1755	-	Shoulder Bolt, 1/4"-20 (2 Used) (Included W/GA6038)
4	G10603	1	Spring Pin, 1/4" x 1 1/4"
5	G10602	1	Spring Pin, 1/4" x 1 1/2"
6	GD8778	1	Wear Strip
7	GA5699	1	Upper Brush
8	GD11122	1	Upper Brush Retainer (Used W/Soybean and Cotton Discs)
9	GA5834	1	Lower Brush
10	GA5794	-	Seed Disc, Soybean, 60 Cell, Black Color-Coded
	GA6184	-	Seed Disc, Specialty Soybean, 48 Cell, Dark Blue Color-Coded
	GA5796	-	Seed Disc, Cotton, Acid-Delinted, 30 Cell, White Color-Coded
	GA6168	-	Seed Disc, Large Cotton, Acid-Delinted, 36 Cell, Tan Color-Coded
	GA6478	-	Seed Disc, High-Rate Cotton, Acid-Delinted, 48 Cell, Light Green Color-Coded
	GA6182	-	Seed Disc, Hill-Drop Cotton, Acid-Delinted, 12 Cell, Brown Color-Coded
	GA7255	-	Seed Disc, Small Hill-Drop Cotton, Acid-Delinted, 12 Cell, Dark Green Color-Coded
	GB1134	-	Seed Disc, Wheat, 54 Cell, Purple Color-Coded (Brush Meter 2.0)
11	G10531	2	Wing Nut W/Nylon Insert, 1/4"-20
12	G11151	9	Hex Washer Head Screw, No. 10-16 x 1/2"
	G10634	-	Slotted Tap Screw, No. 10-24 x 5/8" (Use As Required)
13	GD7878	1	Cover
14	GD15699	1	Shank Cover, Brush-Type Seed Meter
15	GA5982	-	Seed Disc, Small Milo/Grain Sorghum, 30 Cell, Red Color-Coded
	GA6187	-	Seed Disc, Large Milo/Grain Sorghum, 30 Cell, Light Blue Color-Coded
	GA5795	-	Seed Disc, High-Rate Small Milo/Grain Sorghum, 60 Cell, Red Color-Coded
	GA6633	-	Seed Disc, High-Rate Large Milo/Grain Sorghum, 60 Cell, Yellow Color-Coded
16	GD8237	-	Upper Brush Retainer (Used W/Milo/Grain Sorghum Discs)
A	700-01079	-	Brush Meter (Items 1-9 and 11-14)

(IP1507)



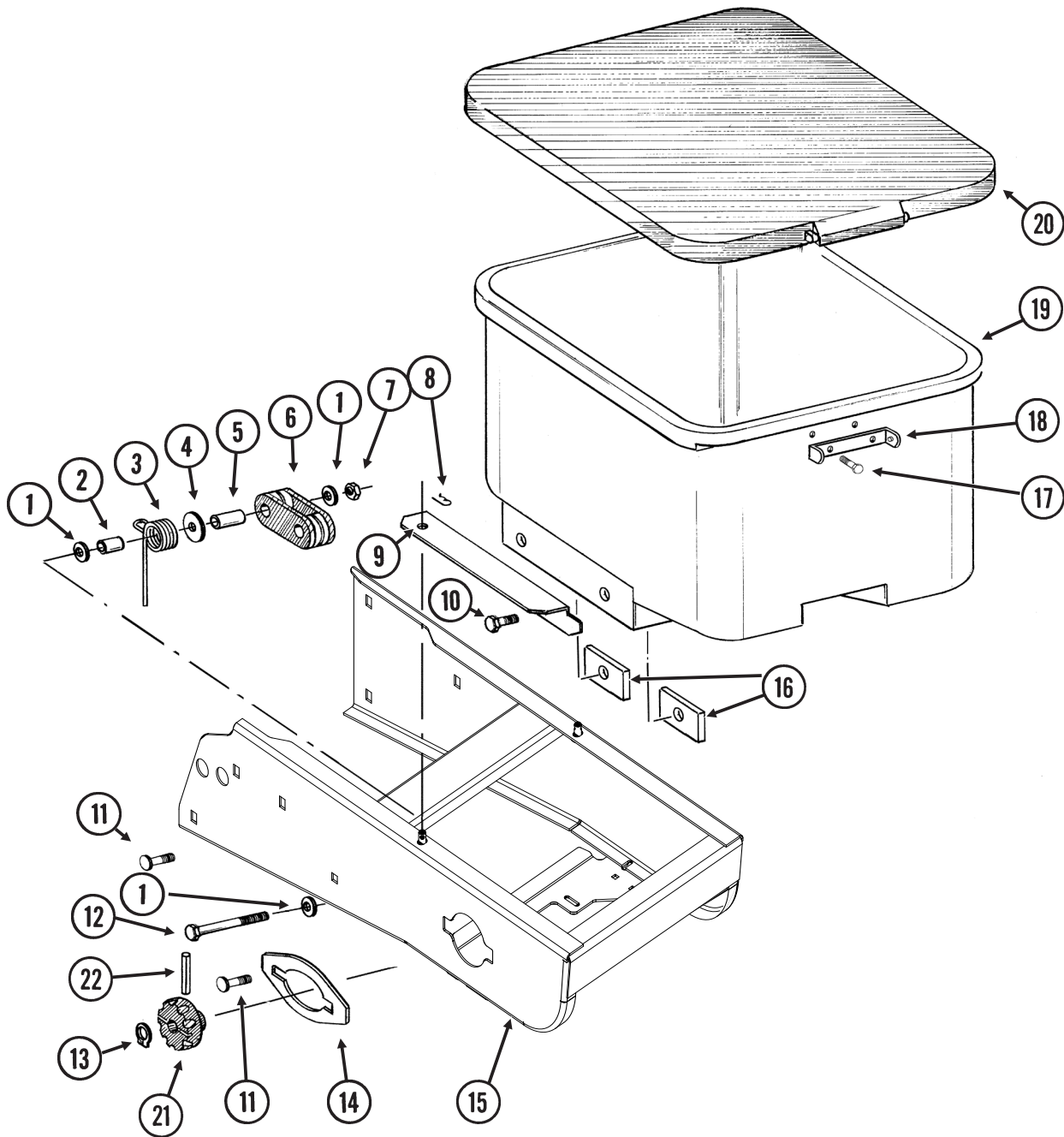
ITEM	PART NO.	QTY.	DESCRIPTION
1	GB0815	1	Shield
2	G11619	3	Phillips Pan Head Tapping Screw, No. 6-19 x 3/8"
3	GB0697	1	Chute Cover
4	GB0780	1	Brush
5	GB0823	1	Baffle
6	GB0816	1	Disc Hub
7	G11618	4	Torx Flat Head Tapping Screw, No. 6-19 x 1/4"
8	G11172	4	Hex Socket Head Shoulder Screw, 1/4"-20 x 3/8", Stainless Steel
9	GA24878	1	Brush Assembly
10	G11448	1	Pin, 1/4" x 1"
11	G10475	1	Spring Pin, 1/4" x 2 1/4"
12	GA24877	1	Meter Housing W/Bearing
13	G11578	2	Phillips Pan Head Tapping Screw, No. 8-18 x 1/2"
14	GA24676	1	Singulator Guide Assembly
15	GB0920	1	Cover
16	GB0818	1	Vacuum Port, Pull Row Unit
17	GB0676	1	Lip Seal
18	GD26593	1	Gasket Housing
19	G11556	9	Phillips Pan Head Tapping Screw, 6-19 x 1/2"
20	GB0907	1	Retainer Spring
21	GD25147	1	Compression Spring
22	G11619	1	Phillips Pan Head Tapping Screw, No. 6-19 x 3/8"
23	GA24752	1	Singulator Assembly (Includes Items 13 and 14)
24	G10276X	1	Seed Disc, Corn, 40 Cell, Light Blue Color-Coded, Ejector Wheel, and Spring
	G10277X	-	Seed Disc, Soybean, 120 Cell, Black Color-Coded, Ejector Wheel, and Spring
	G10278X	-	Seed Disc, Sugar Beets/Milo, Dark Orange Color-Coded, Ejector Wheel, and Spring
	G10278X	-	Seed Disc, Sunflower, 40 Cell, Gray Color-Coded, Ejector Wheel, and Spring
	G10280X	-	Seed Disc, Cotton, 60 Cell, Green Color-Coded, Ejector Wheel, and Spring
	G10281X	-	Seed Disc, Black Turtle and Navy Edible Bean and Popcorn, 60 Cell, Brown Color-Coded, Ejector Wheel, and Spring
	G10282X	-	Seed Disc, Pinto and Great Northern Edible Beans and Low-Rate Soybean, 60 Cell, Dark Blue Color Coded, Ejector Wheel, and Spring
	GB1237	-	Anti-Static Blank Seed Disc
	GB1231	-	Blank Seed Disc
	G10274X	-	Seed Disc, Wheat, 54 Cell
	G10283X	-	Seed Disc, Rapeseed, 83 Cell
25	G11009	2	Locking Thumbscrew, 5/16"-18 x 3/4"
26	GB0926	1	Shank Cover
27	GD28631	1	Cover Plate
28	G11281	2	Hex Button Head Cap Screw, 10-24 x 1/2"
29	GA20111	1	Vacuum Port, Push Row Unit
30	GA19112	-	Ejector Arm, Corn
	GA19113	-	Ejector Arm, Soybean
	GA19114	-	Ejector Arm, Sunflower
	GA19115	-	Ejector Arm, Beets/Milo
	GA20346	-	Ejector Arm, Black Turtle, Navy, Pinto, and Great Northern Edible Bean, Popcorn, and Low-Rate Soybean
	GA26989	-	Ejector Arm, Wheat
	GA25550	-	Ejector Arm, Rapeseed
31	GD25147	-	Compression Spring
32	G11693	2	Torx Flat Head Machine Screw, No. 4-40 x 1/2"
33	GB0921	1	Lower Blade
34	GD29657	1	Retainer

Continued on the next page.

ITEM	PART NO.	QTY.	DESCRIPTION
35	GB0958	1	Outer Blade
36	GD34774	1	Meter Gasket
A	G9903X	-	Vacuum Meter Assembly, Pull Row Unit (Excludes Items 24 and 29-31)
B	G9897X	-	Vacuum Meter Assembly, Push Row Unit (Excludes Items 16, 24, and 30-31)
C	GA20622	-	Cover Assembly (Items 15-22)

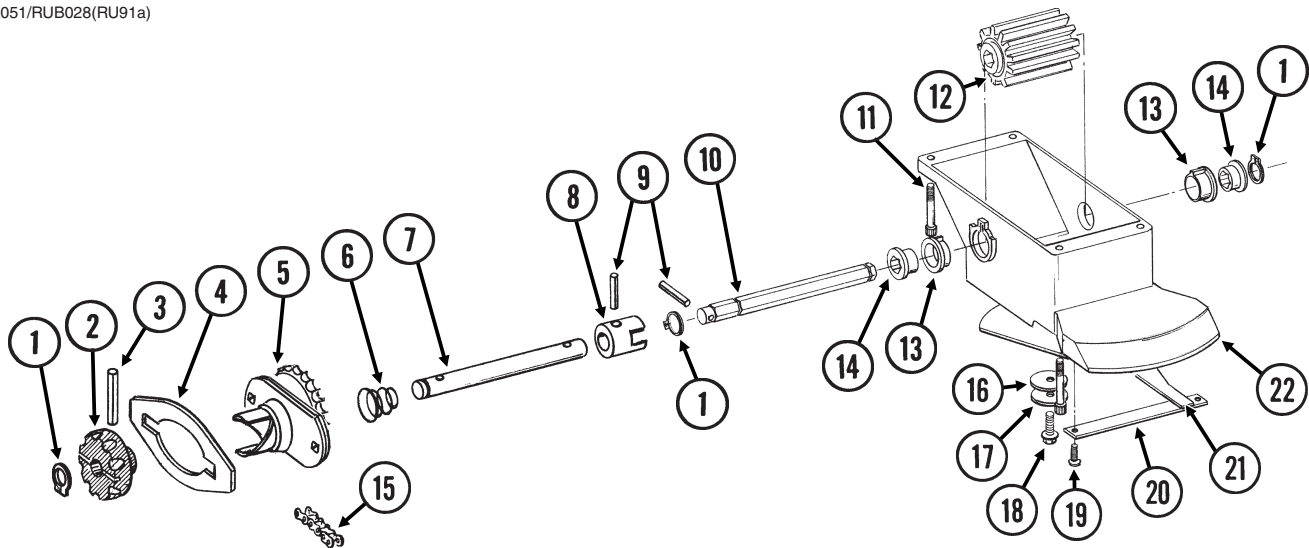
This page left blank intentionally.

(METR14d)



ITEM	PART NO.	QTY. (Per Row)	DESCRIPTION
1	G11387	3	Flat Washer, 3/8" SAE
2	GD2971-10	1	Sleeve, 9/16" Long
3	GD11219	1	Spring
4	G10201	1	Special Washer, 3/8" x 1 1/2" O.D.
5	GD1026	1	Sleeve, 1 3/16" Long
6	GD11962	1	Idler
7	G10108	1	Lock Nut, 3/8"-16
8	G10670	2	Hair Pin Clip, No. 3
9	GD1059L	1	Support, L.H. (Shown)
	GD1059R	1	Support, R.H.
10	G10002	4	Hex Head Cap Screw, 3/8"-16 x 3/4"
	G10229	4	Lock Washer, 3/8"
11	G10312	8	Carriage Bolt, 5/16"-18 x 3/4"
	G10620	8	Serrated Flange Nut, 5/16"-18
12	G10325	1	Hex Head Cap Screw, 3/8"-16 x 2 3/4"
13	G10567	3	External Retaining Ring, 5/8"
14	GD11305	1	Plate
15	GA26287	1	Hopper Support
16	GD11424	4	Block
17	G10023	2	Hex Head Cap Screw, 1/4"-20 x 3/4"
	G10621	2	Serrated Flange Nut, 1/4"-20
18	GD1060	1	Hinge
19	GA8371	1	Hopper
20	GA4444	1	Lid
21	GD11239	1	Knob
22	G10602	1	Spring Pin, 1/4" x 1 1/2"

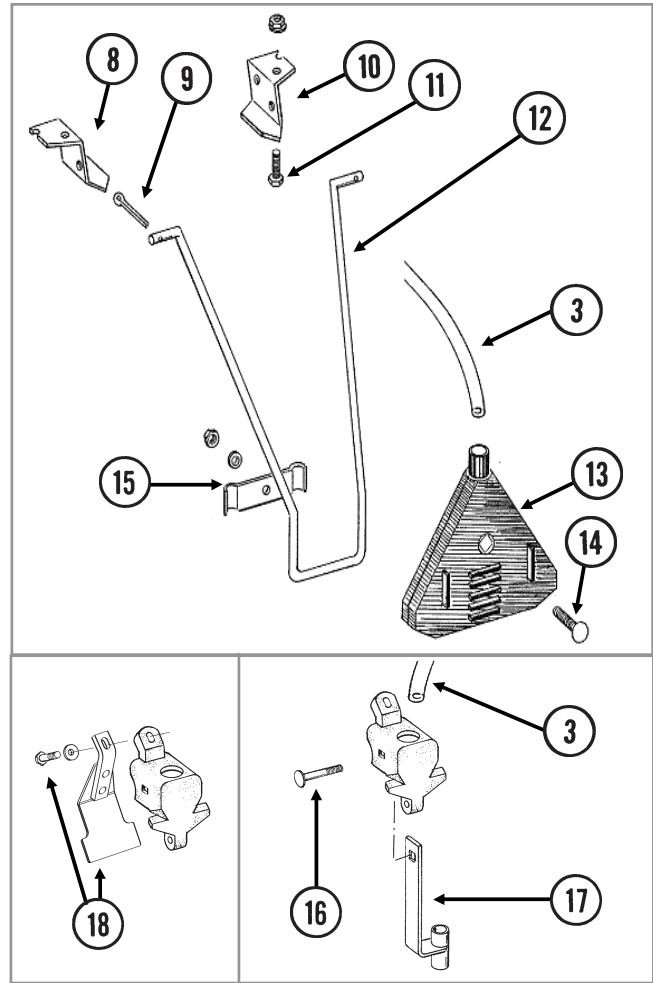
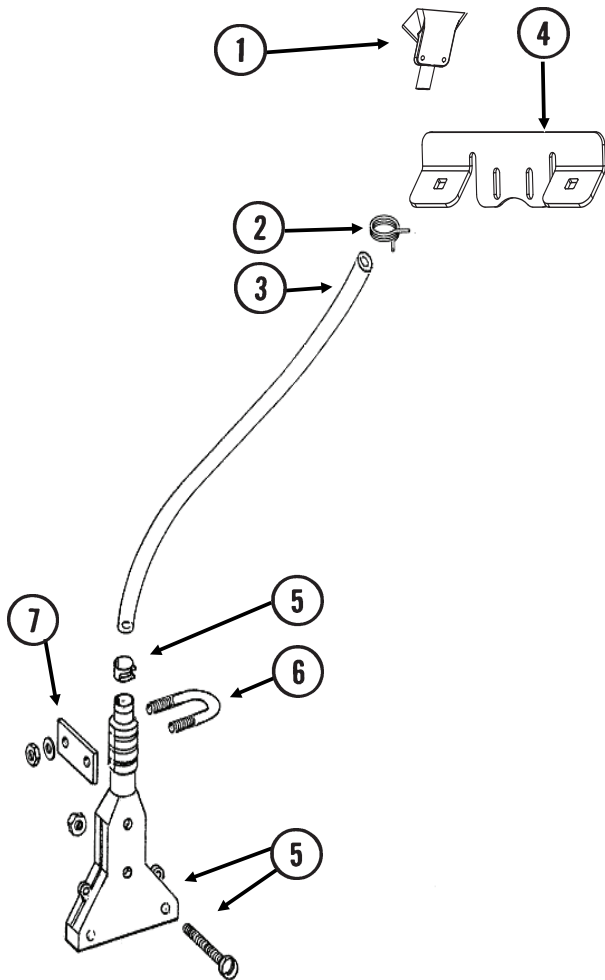
RUA051/RUB028(RU91a)



ITEM	PART NO.	QTY. (Per Row)	DESCRIPTION
1	G10567	3	External Retaining Ring, 5/8"
2	GD11239	1	Knob
3	G10602	1	Spring Pin, 1/4" x 1 1/2"
4	---	-	See "Granular Chemical Hopper and Hopper Panel Extension" on page P26
5	GA8364	1	Sprocket And Bearing, Drive Clutch, 24 Tooth
6	GD11413	1	Spring
7	GD11240	1	Shaft
8	GB0278	1	Coupler
9	G10546	2	Spring Pin, 3/16" x 1 1/4"
10	GD11297	1	Shaft
11	G11793	4	Hex Socket Head Cap Screw, No. 10-24 x 7/8"
12	GD7148	1	Feed Roller, Hex Bore
13	GB0115	2	Bearing
14	GD7258	2	Hex Bushing
15	G3303-114	1	Chain, No. 41, 114 Pitch Including Connector Link (Mechanical)
	G3303-108	1	Chain, No. 41, 108 Pitch Including Connector Link (Vacuum)
	GR0196	1	Connector Link, No. 41
16	G10660	1	Wave Washer, 1/2"
17	G11385	1	Flat Washer, 1/4" SAE
18	G10570	1	Slotted Hex Self-Tapping Screw, 1/4"-20 x 3/4"
19	G11073	2	Slotted Hex Self-Tapping Screw, No. 10 x 3/8"
20	GD1061	1	Support Strap
21	GD1063	1	Metering Gate
22	GB0116	1	Granular Housing
A	GA8326	-	Granular Chemical Meter Complete (Items 1, 9, 10, 12-14 And 16-22)
B	GA8366	-	Granular Chemical Meter Clutch (Items 1-3 and 5-9)

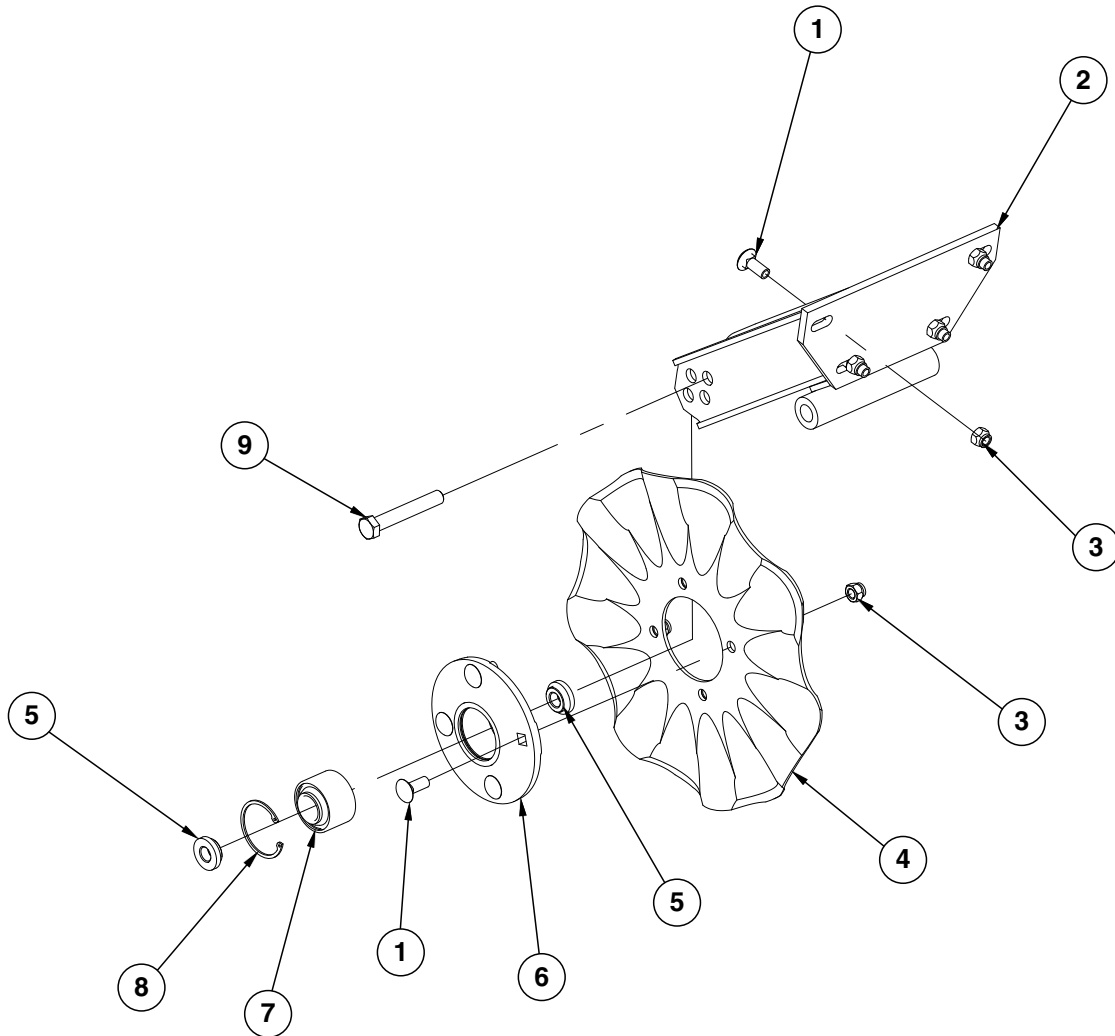
This page left blank intentionally.

RUA061/RUA073(RU101mm/RU83m)



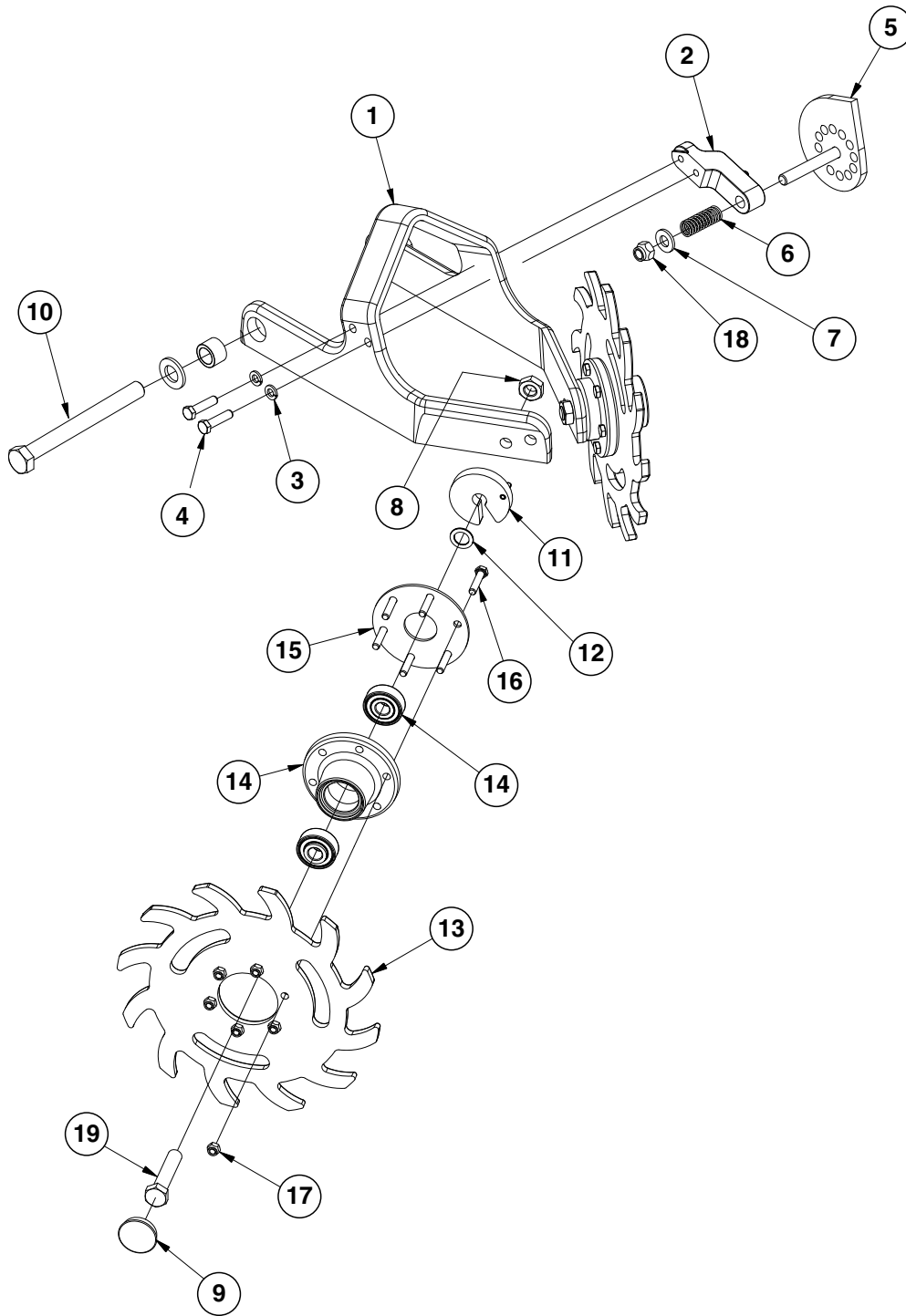
ITEM	PART NO.	QTY.	DESCRIPTION
1	GD2423	1	Funnel
2	G11209	1	Wire Hose Clamp, ¾"
3	GD2947	1	Hose, 7/16" x 28"
4	GD36277	1	Slotted Pan Head Self-Tapping Screw, No. 10 x ½"
	G10621	2	Serrated Flange Nut, ¼"-20
	G10310	2	Carriage Bolt, ¼"-20 x ¾", Grade 2
5	GA6907	1	Slope-Compensating Bander W/Hardware (4½" Band Width)
	G10864	1	Uni-Clamp
	G10757	2	Pan Head Screw, No. 10-32 x 1¼"
	G10758	2	Hex Nut, No. 10-32
6	GD10963	1	U-Bolt, 1½" x 1⅝" x ¼"-20
	G11385	2	Flat Washer, ¼" SAE
	G10110	2	Lock Nut, ¼"-20, Grade B
7	GD10984	1	Spacer
8	GD1115L	-	Hanger Bracket, L.H.
9	G10452	-	Cotter Pin, ⅛" x ½"
10	GD1115R	-	Hanger Bracket, R.H.
11	G10310	-	Carriage Bolt, ¼"-20 x ¾", Grade 2
	G10227	-	Lock Washer, ¼"
	G10103	-	Hex Nut, ¼"-20
12	GD1116	-	Hanger
13	GA2075	-	Diffuser, 14" Band
14	G10306	-	Carriage Bolt, ⅜"-16 x 2"
	G10229	-	Lock Washer, ⅜"
	G10101	-	Hex Nut, ⅜"-16
15	GD1118	-	Clamp
16	G10315	1	Carriage Bolt, ½"-13 x 2½" (Replaces Existing ½" x 2¼" Hardware)
17	GA6741	1	Bracket (Straight Drop In-Furrow)
18	G1K385	-	Bander Shield Kit W/Hardware And Instruction
	G10003	1	Hex Head Cap Screw, ⅜"-16 x 1½" (Included W/G1K385)
	G11387	1	Flat Washer, ⅜" SAE (Included W/G1K385)

(IP1279)



ITEM	PART NO.	QTY. (Per Row)	DESCRIPTION
1	G10574	8	Carriage Bolt, 1/2"-13 x 1 1/4"
2	GA24239	1	Arm
3	G10111	8	Lock Nut, 1/2"-13
4	GD7803	1	Disc Blade, Fluted, 1", 8 Flutes (Shown)
	GD7804	-	Disc Blade, Bubbled, 1"
	GD9254	-	Disc Blade, Fluted, 3/4", 13 Flutes
5	GD11677	2	Adapter
6	GA8641	1	Hub W/Bearing And Retaining Ring (Includes items 7 and 8)
7	GA8603	1	Bearing, Double Row
8	GD19292	1	Retaining Ring (Square), 27/16"
9	G10036	1	Hex Head Cap Screw, 5/8"-11 x 4"
	G10107	1	Lock Nut, 5/8"-11

(IP1468)

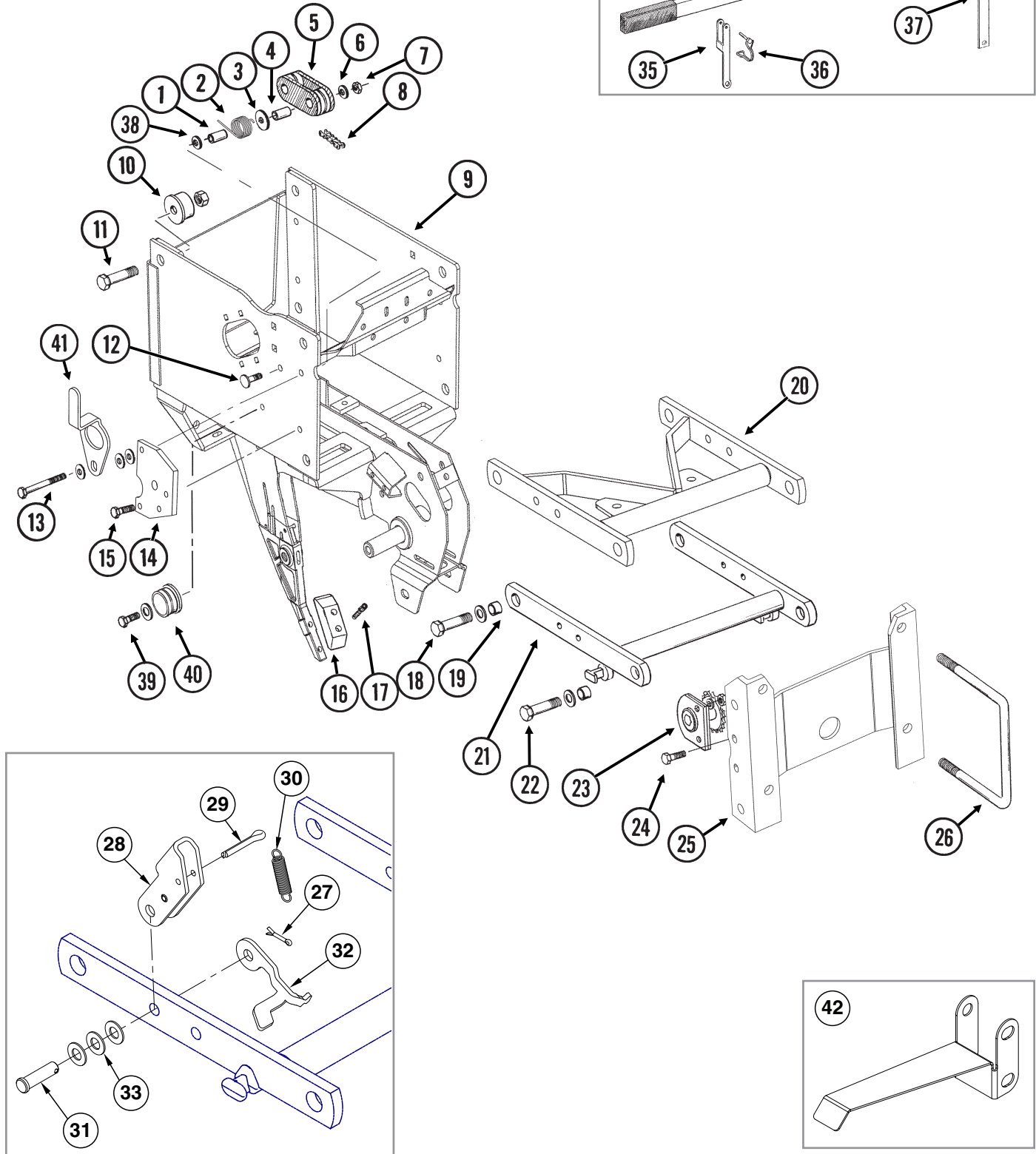


ITEM	PART NO.	QTY. (Per Row)	DESCRIPTION
1	GB0464	1	Residue Wheel Mount
2	GD26973	1	Cam Locking Pin
3	G10229	2	Lock Washer, 3/8"
4	G10004	2	Hex Head Cap Screw, 3/8"-16 x 1 1/4"
5	GA14251	1	Cam
6	GD10519	1	Spring
7	G11389	1	Flat Washer, 1/2" Plated SAE
8	G10503	2	Hex Jam Nut, 5/8"-11, Grade 2
9	GD1132	2	Dust Cap
10	G11236	1	Hex Head Cap Screw, 3/4"-10 x 10 1/2"
	G11392	2	Flat Washer, 3/4" SAE
	GB0383	2	Bushing, 1 1/8" O.D. x 25/32" I.D. x 3/4" Long
	G11228	1	Lock Nut, 3/4"-10
11	GA8760	2	Weed Guard W/Spring Pin
	G10765	-	Spring Pin, 1/4" x 1" (Included W/GA8760)
12	GD30725	4	Machine Bushing, 5/8" (.030" Thick)
13	GB0387	2	Wheel, 12 Tine, 3/8" x 12"
14	GA5654	2	Hub W/Bearings
	GA2014	-	Bearing (Included W/GA5654)
15	GD9724	2	Backing Plate
16	G10133	12	Hex Head Cap Screw, 5/16"-18 x 1 1/2"
17	G10109	12	Lock Nut, 5/16"-18, Grade 8
18	G10974	1	Lock Nut W/Nylon Insert, 1/2"-13
19	G10010	2	Hex Head Cap Screw, 5/8"-11 x 3"
A	GA12235	-	L.H. Residue Wheel (Items 13-17)
B	GA12236	-	R.H. Residue Wheel (Items 13-17)

This page left blank intentionally.

(RU156a/RU150b/A11969/A11971)

NOTE: Push row units use the same seed tube, row unit depth adjustment components, quick adjustable down force springs, 15" opener disc blades, gauge wheels, closing wheels, meter drive and seed hopper as the pull row unit. See those pages for common parts.



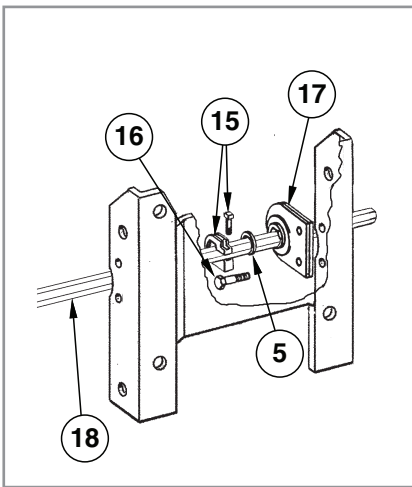
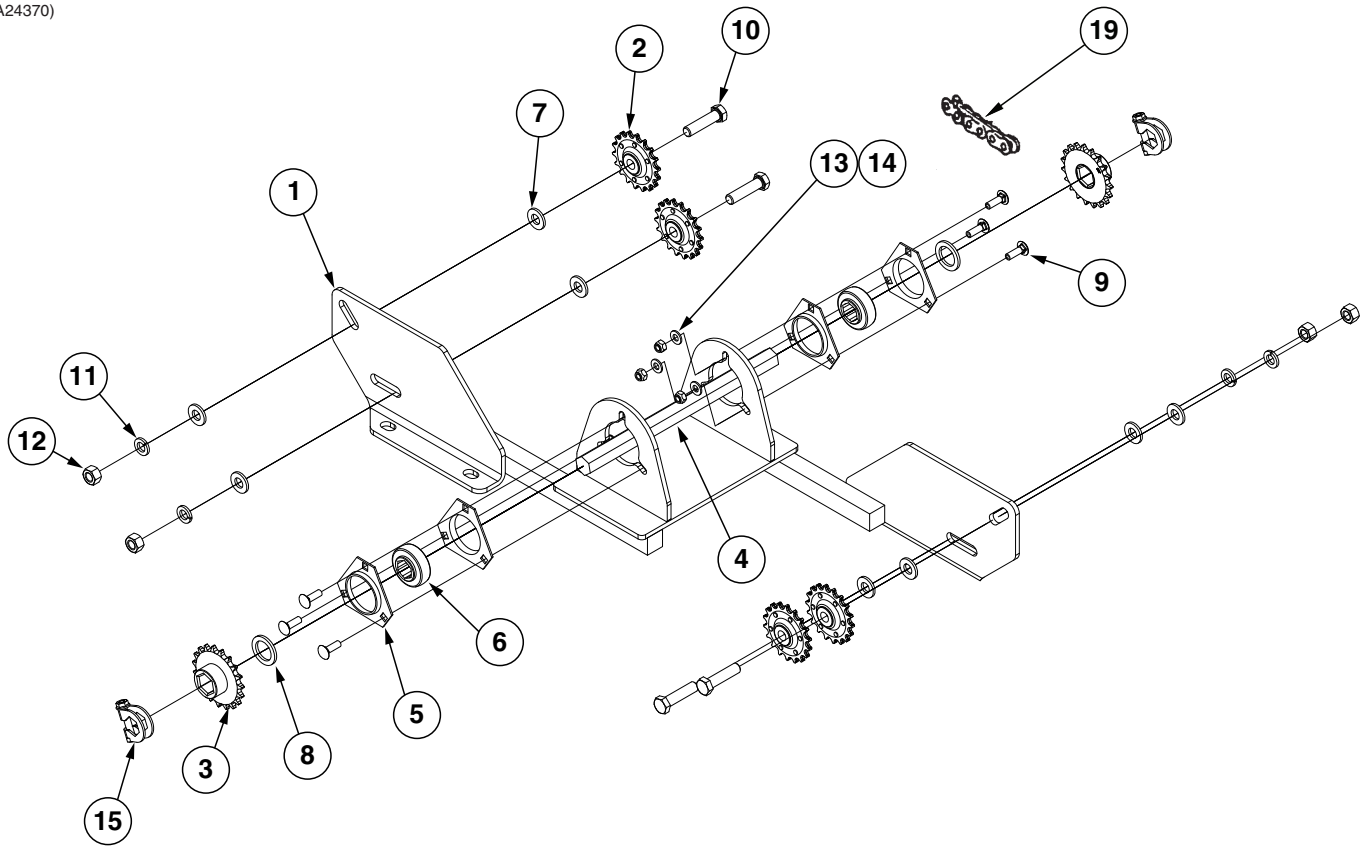
ITEM	PART NO.	QTY. (Per Row)	DESCRIPTION
1	GD1026	1	Sleeve, 1 $\frac{3}{16}$ " Long
2	GD11218	1	Spring
3	G10201	1	Special Washer, $\frac{3}{8}$ " x 1 $\frac{1}{2}$ " O.D.
4	GD8893-01	1	Sleeve, 1 $\frac{3}{8}$ " Long
5	GB0968	1	Idler
6	G11387	1	Flat Washer, $\frac{3}{8}$ " SAE
7	G10108	1	Lock Nut, $\frac{3}{8}$ "-16
8	G3303-96	1	Chain, No. 41, 96 Pitch Including Connector Link
	GR0196	1	Connector Link, No. 41
	GR0202	-	Offset Link, No. 80
9	GA25181	-	Push Row Unit Shank
10	GB0314	2	Hopper Mount
11	G10751	2	Hex Head Cap Screw, $\frac{5}{8}$ "-18 x 1 $\frac{3}{4}$ "
	G11514	2	Lock Nut, $\frac{5}{8}$ "-18
12	G10599	1	Carriage Bolt, $\frac{3}{8}$ "-16 x 1 $\frac{1}{4}$ "
	G10101	1	Hex Nut, $\frac{3}{8}$ "-16
	G10108	1	Lock Nut, $\frac{3}{8}$ "-16
13	G10753	1	Hex Head Cap Screw, $\frac{3}{8}$ "-16 x 4 $\frac{1}{2}$ "
	G11387	3	Flat Washer, $\frac{3}{8}$ " SAE
14	GD24545	2	Stop
15	G10004	3	Hex Head Cap Screw, $\frac{3}{8}$ "-16 x 1 $\frac{1}{4}$ "
	G10108	3	Lock Nut, $\frac{3}{8}$ "-16
16	GB0301	1	Seed Tube Guard/Inner Scraper
17	G10912	2	Hex Socket Head Cap Screw, $\frac{5}{16}$ "-18 x 1", Grade 8
18	G10751	4	Hex Head Cap Screw, $\frac{5}{8}$ "-18 x 1 $\frac{3}{4}$ "
	G11391	4	Flat Washer, $\frac{5}{8}$ " SAE
	G11514	4	Lock Nut, $\frac{5}{8}$ "-18
19	GB0218	8	Bushing, $2\frac{1}{32}$ " I.D. x $\frac{7}{8}$ " O.D. x $1\frac{19}{32}$ " Long
20	GA11969	1	Upper Arm
21	GA5787	1	Lower Arm
22	G10732	4	Hex Head Cap Screw, $\frac{5}{8}$ "-18 x 2"
	G11391	4	Flat Washer, $\frac{5}{8}$ " SAE
	G11514	4	Lock Nut, $\frac{5}{8}$ "-18
23	GA1720	1	Bearing/Sprocket, $\frac{7}{8}$ " Hex Bore
24	G10004	2	Hex Head Cap Screw, $\frac{3}{8}$ "-16 x 1 $\frac{1}{4}$ "
	G11091	2	Serrated Flange Nut, $\frac{3}{8}$ "-16
25	GA11971	1	Mounting Plate
26	GD11113	-	U-Bolt, 5" x 7" x $\frac{5}{8}$ "-11
	G10230	4	Lock Washer, $\frac{5}{8}$ "
	G10104	4	Hex Nut, $\frac{5}{8}$ "-11
27	G10451	2	Cotter Pin, $\frac{1}{8}$ " x 1"
28	GD11264	2	Lockup
	G10718	2	Spring Pin, $\frac{5}{16}$ " x 1 $\frac{1}{8}$ "
29	G10463	2	Cotter Pin, $\frac{1}{4}$ " x 1 $\frac{1}{2}$ "
30	GD25569	2	Spring
31	G10284	2	Clevis Pin, $\frac{1}{2}$ " x 1 $\frac{1}{2}$ "
32	GD25568	1	Spring Mount Tab, L.H.
	GD29459	1	Spring Mount Tab, R.H.
33	G10216	2	Washer, $\frac{1}{2}$ " USS
34	GA26117	1	Lift Lever W/Boot
35	GD35471	1	Bracket

Continued on the next page.

ITEM	PART NO.	QTY. (Per Row)	DESCRIPTION
36	GD9695	1	Wire Lock Pin, 1/4" x 1 3/4"
37	GD35472	1	Mount
38	G11387	1	Flat Washer, 3/8" SAE
39	G10001	1	Hex Head Cap Screw, 3/8"-16 x 1"
	G11387	-	Flat Washer, 3/8" SAE
	G10108	1	Lock Nut, 3/8"-16
40	GD17052	1	Vacuum Plug
41	GD17014	1	Hose Guide
42	GD29806	-	Seed Tube Bracket
A	G1K534	-	Push Unit Lock-Up Kit, Items 27-33 (includes GD11648 - Push Unit Stop)
B	G1K535	-	Push Unit Spring Lock-Up Kit, Items 27-33

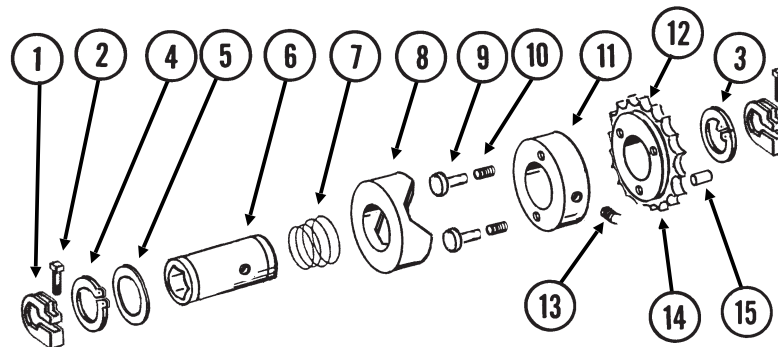
This page left blank intentionally.

(A24370)



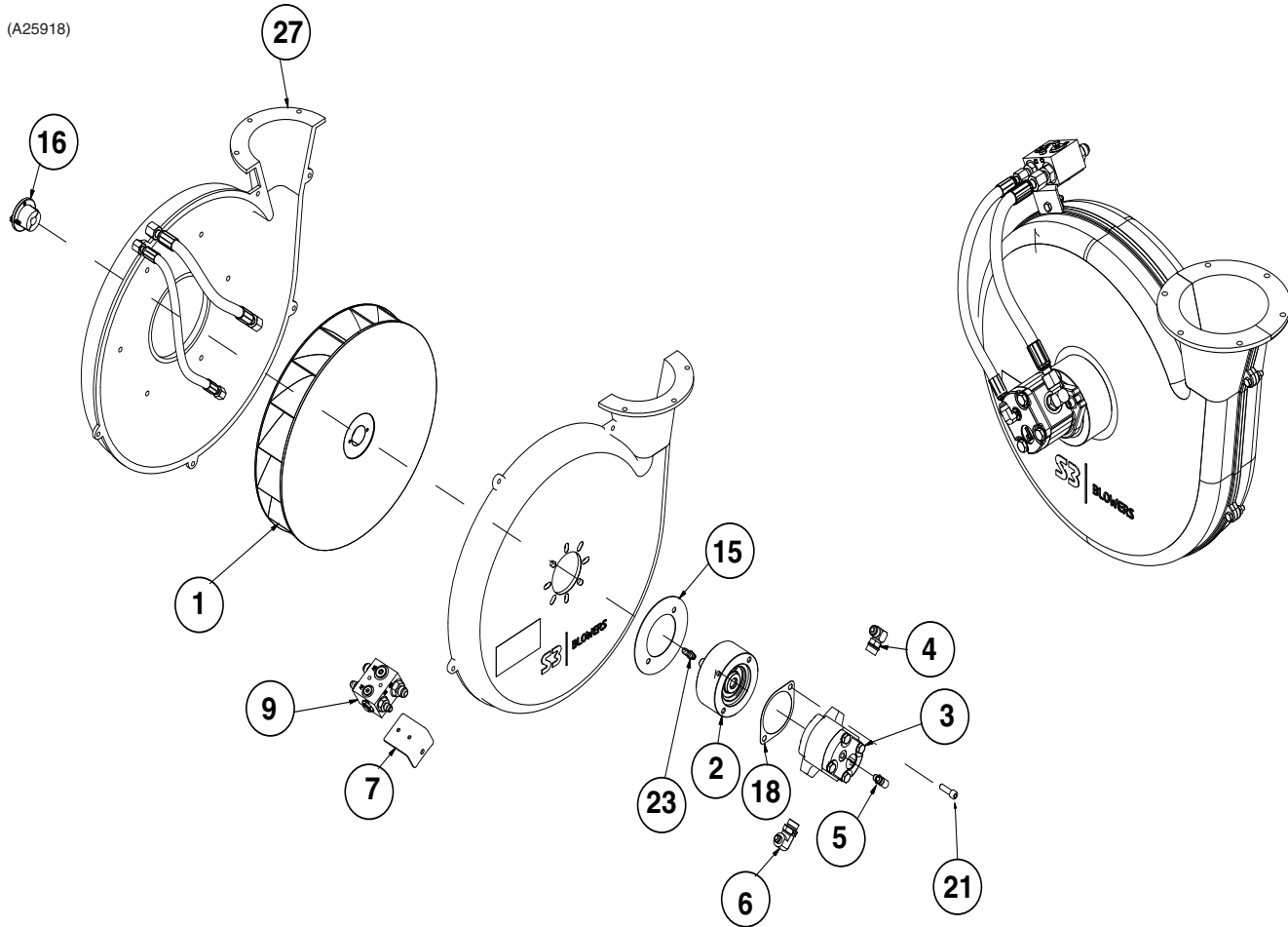
ITEM	PART NO.	QTY.	DESCRIPTION
1	GA24373	1	Crossover
2	GA7154	4	Sprocket W/Bearing, 18 Tooth
3	GA5107	2	Sprocket, 19 Tooth
4	GD0914-12.50	1	Hex Shaft, 7/8" x 12 1/2"
5	G3400-01	4	Flangette
6	G2100-03	2	Bearing, 7/8" Hex Bore, Spherical
7	G11389	8	Flat Washer, 1/2" Plated SAE
8	G10233	2	Machine Bushing, 1 1/2" x 1/32", 10 Gauge (.1345")
9	G10303	6	Carriage Bolt, 5/16"-18 x 1"
10	G10016	4	Hex Head Cap Screw, 1/2"-13 x 2"
11	G10228	4	Lock Washer, 1/2"
12	G10102	4	Hex Nut, 1/2"-13
13	G11386	6	Flat Washer, 5/16" SAE
14	G10109	6	Lock Nut, 5/16"-18
15	GA11331	2	Hex Lock Clamp Assembly
16	G10001	-	Hex Head Cap Screw, 3/8"-16 x 1"
	G11091	-	Serrated Flange Nut, 3/8"-16
17	GA2180	-	Hanger Bearing, 7/8" Hex Bore
18	GD0914-155	-	Hex Shaft, 7/8" x 155" (No Holes), 6 Row 30"
	GD0914-215	-	Hex Shaft, 7/8" x 215" (No Holes), 8 Row 30"
19	G3310-122	2	Chain, No. 40, 122 Pitch Including Connector Link
	GR0912	-	Connector Link, No. 40 (Included W/G3310-122)

(TWL58g)

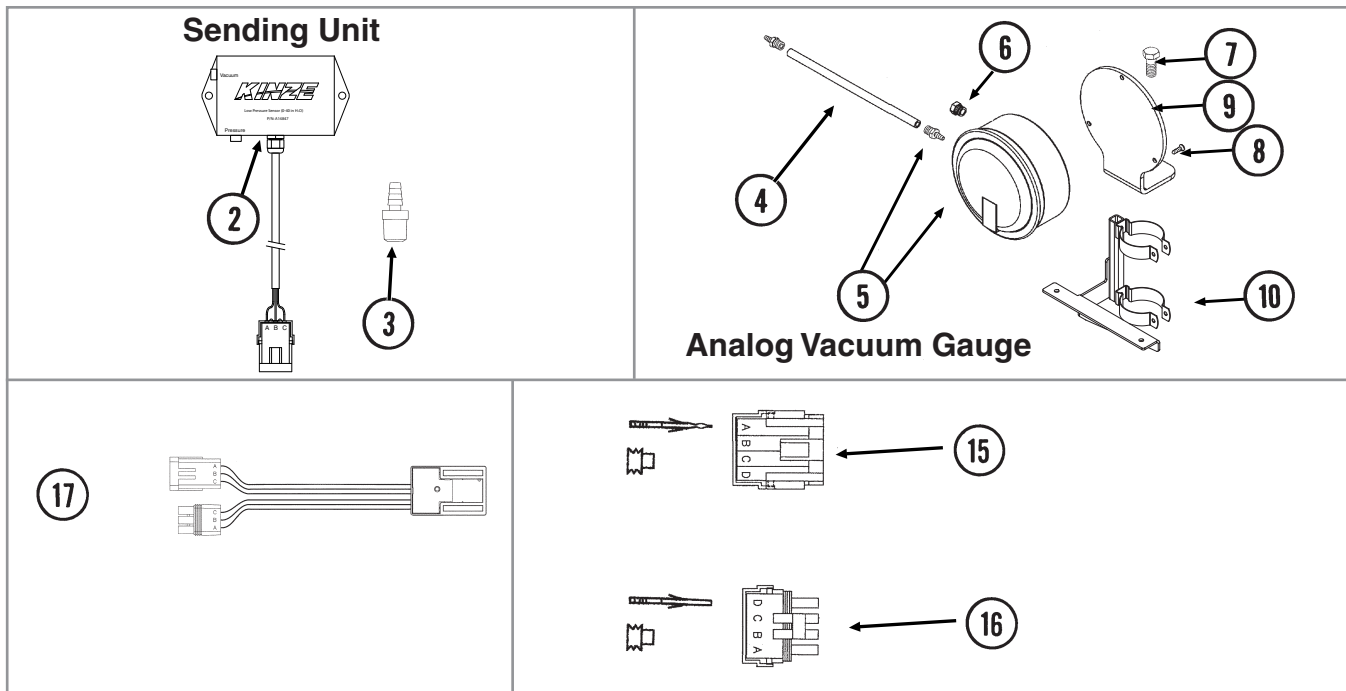


ITEM	PART NO.	QTY.	DESCRIPTION
1	GD11045	-	Lock Clamp
2	G10130 G10923	- -	Square Head Machine Bolt, 5/16"-18 x 1 3/4" Flange Nut, 5/16"-18, No Serration
3	GD8306 G10228 G10102	2 4 -	U-Bolt, 7" x 5" x 1/2"-13 Lock Washer, 1/2" Hex Nut, 1/2"-13
4	G10496	2	External Inverted Snap Ring, 1 1/2"
5	GR1411	1	Shim
6	GR1407	1	Drive Shaft
7	GR1408	1	Compression Spring
8	GR1409	1	Knurled Collar
9	GR1410	1	Pin
10	GR1413	1	Spring
11	GR1405	1	Lock Collar
12	GR1406	1	Bushing
13	G10535	1	Hex Socket Set Screw, 3/8"-16 x 3/4"
14	GR1412	1	Sprocket, 19 Tooth
15	G10968	1	Spring Pin, 5/32" x 7/16"
A	GA8092	-	Clutch Sprocket Assembly, 19 Tooth (Items 4-15)
B	G1K269	-	Lock Clamp Kit (Items 1 And 2)
C	G1K331	-	Clutch Sprocket Kit (Items 12, 14 And 15)

This page left blank intentionally.

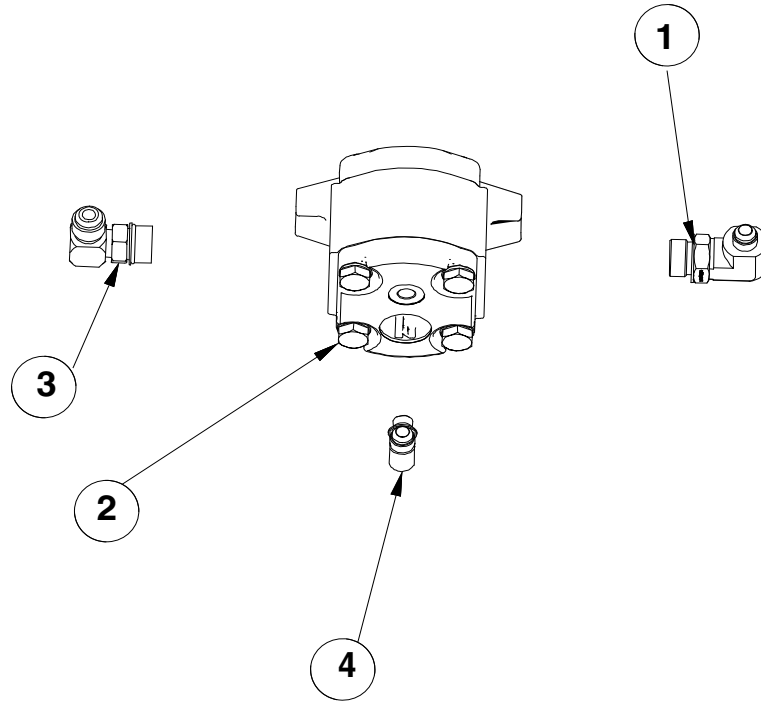


ITEM	PART NO.	QTY.	DESCRIPTION
1	GA21510	1	Impellor
2	GA25388	1	Load Adapter
3	GA24426	1	Motor
4	G6801-08-10	1	Elbow, 90° 3/4"-16 x "-14 W/O-Ring
5	G6801-06-04	1	Elbow, 90°, 9/16"-18 x 7/16"-20 W/O-Ring
6	G6801-06-10	1	Elbow, 90° 9/16"-18 x "-14 W/O-Ring
7	GD34098	1	Plate Mount Bracket
	G10880	2	Hex Head Cap Screw, 1/4"-20 x 2 1/4"
	G11320	2	Lock Nut, 1/4"-20, Grade B
9	GA24507	1	See "Vacuum Fan Hydraulic Motor Assembly" on page P46
15	GD25644	1	Cover Plate
16	GD34103	1	Bushing
	GD21300	1	Key
18	GD30882	1	2-Bolt Mount Gasket
21	G11848	2	Hex Socket Head Cap Screw, "-16 x 1-1/4"
	G11387	2	Hardened Washer, " SAE
23	GD35294	1	Hose Barb, 1/8"-27 NPTF x 3/8"
27	GA21336	1	Vacuum Fan Assembly
	G11124	2	Hex Serrated Flange Cap Screw, 3/8"-16 x 1"
	G10171	6	Hex Head Cap Screw, 5/16"-18 x 1 1/4"
	G10620	6	Serrated Flange Nut, 5/16"-18



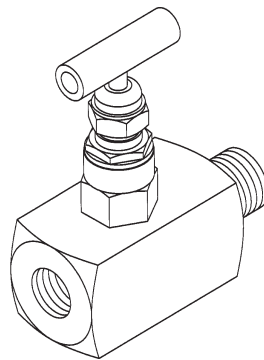
ITEM	PART NO.	QTY.	DESCRIPTION
2	GA14847 GD17151-03 GA9964	1 - -	Low Pressure Sensor (0-40 IN H ₂ O) Nylon Tubing, ¼" O.D. x 37' Strain Relief
3	GR1736	1	Hose Barb, ½" Barb To ⅛" Male NPT
4	GD15849-02	1	Clear Plastic Tubing, ⅝" O.D. x ⅜" I.D. x 120"
5	GA21406 GR1777	1 -	Pressure Gauge W/Hose Barb Hose Barb, ⅛" Male NPT To ⅜" Barb (Included W/GA21406)
6	GA10799	1	Breather, ⅛" Male NPT
7	G10001 G10108	1 1	Hex Head Cap Screw, ⅜"-16 x 1" Lock Nut, ⅜"-16
8	G11215	3	Hex Socket Head Cap Screw, No. 6-32 x ⅜", Grade 8
9	GD15804	1	Mount
10	GA14600	1	Pressure Gauge Mount
15	GA8328	-	4-Pin Female Connector Kit, 4 Seals And 4 Pin Contacts
16	GA8329	-	4-Pin Connector W/Male Housing, 4 Seals And 4 Socket Contacts
17	GA12812	-	Hall Effect Adapter

(A25918)



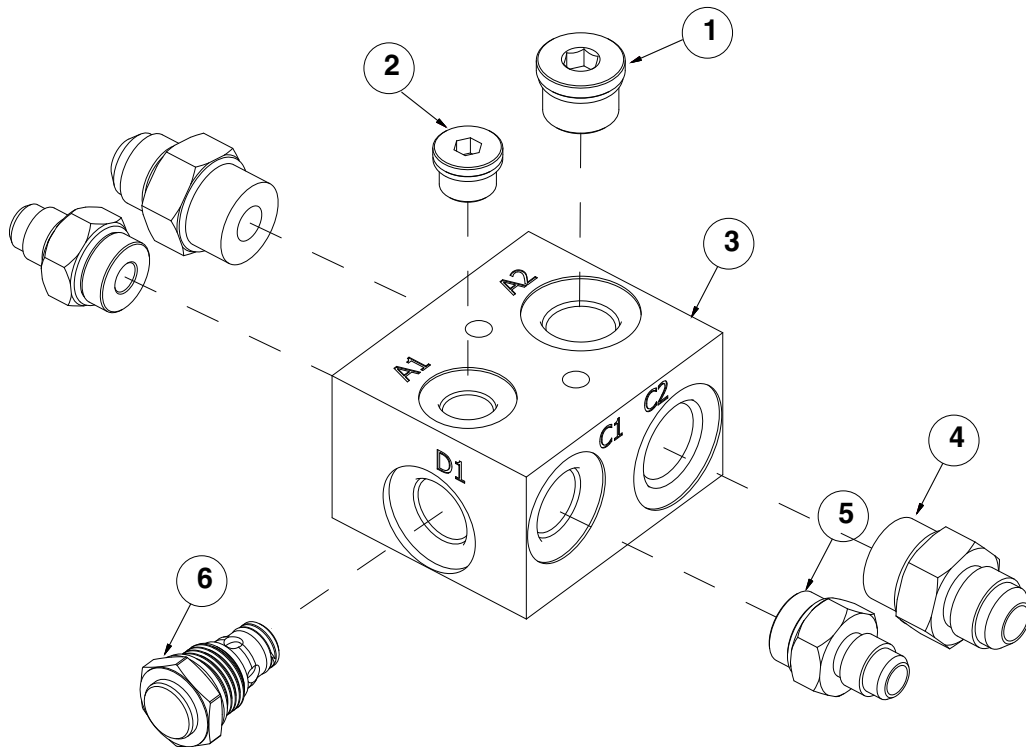
ITEM	PART NO.	QTY.	DESCRIPTION
1	GD15849-02	1	Clear Plastic Tubing, 5/16" O.D. x 3/16" I.D. x 120"
2	GA24426	1	Motor
3	G6801-06-10	1	Elbow, 90° 9/16"-18 x 1/2"-14 W/O-Ring
4	G6801-06-04	1	Elbow, 90°, 9/16"-18 x 7/16"-20 W/O-Ring

(A11650)



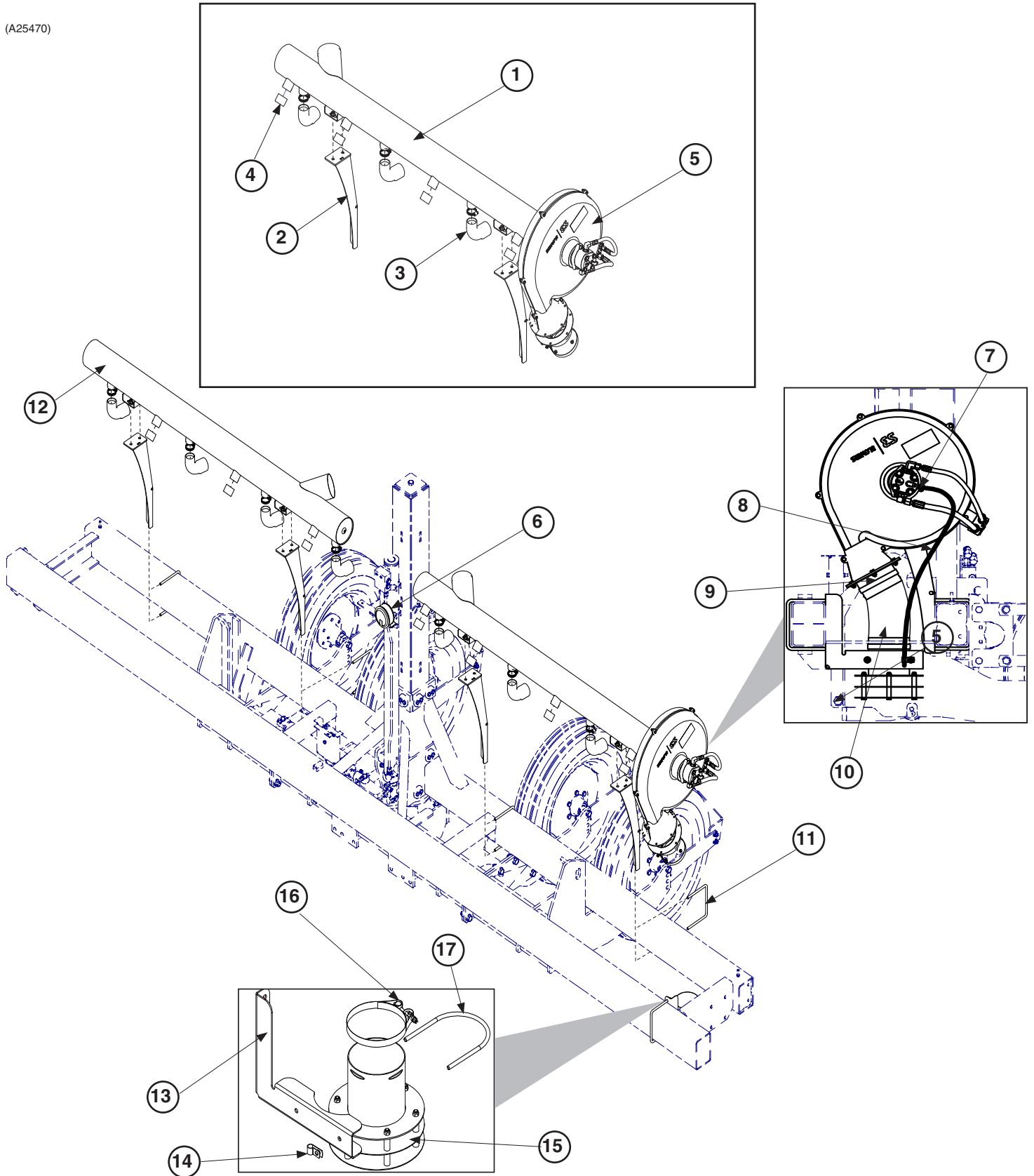
ITEM	PART NO.	QTY.	DESCRIPTION
1	G1K426	-	Needle Valve Kit W/Instructions

(A24507)



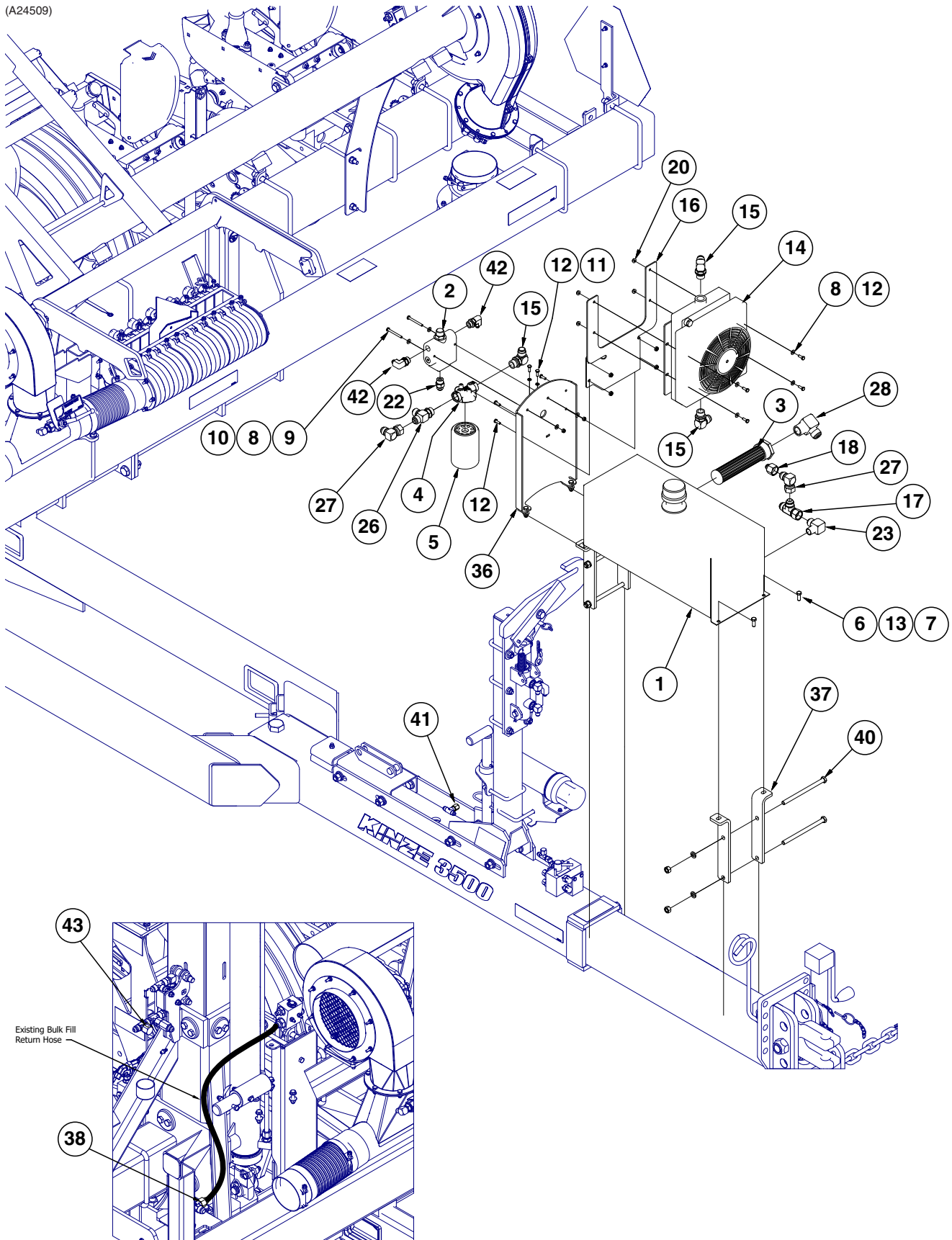
ITEM	PART NO.	QTY.	DESCRIPTION
1	G6408-H08-0	1	Hex Socket Head Plug W/O-Ring, 3/4"-16
2	G6408-H06-O	1	Hex Socket Head Plug W/O-Ring, 9/16"-18 O-Ring
3	GD33511	1	Valve Block
4	G6400-08-10	2	Connector W/O-Ring, 3/4"-16 Male JIC To 7/8"-14 O-Ring
5	G6400-06-08	2	Connector W/O-Ring, 9/16"-18 Male JIC To 3/4"-16 O-Ring
6	GA21067	1	Check Valve, No. 8

(A25470)



ITEM	PART NO.	QTY.	DESCRIPTION
1	GA25735	1	Vacuum Manifold LH
2	GA25737	4	Manifold Mount
	G10111	18	Lock Nut, 1/2"-13
	G11389	18	Flat Washer, 1/2" Plated SAE
	G10037	8	Hex Head Cap Screw, 1/2"-13 x 1 1/4"
3	GB0827	8	Vacuum Reducer, 2" to 1-3/4"
	G10676	8	Hose Clamp, No. 36, Stainless Steel
4	G11147	8	Cap, 2"
5	See "Vacuum Fan Assembly" on page P44		
6	See "Analog Vacuum Gauge" on page P45		
7	G10681	1	Hose Clamp, No. 6
8	GD6279-05	1	Tubing, " x 60"
9	GA25441	1	Flex Tube Mount
	G11142	2	T-Bolt Clamp, 6-1/4"
10	GD19658-03	1	Hose, 6" x 20"
11	GD11721	5	U-Bolt, 5" x 7" x 1/2"-13
	G11389	8	Lock Nut, 1/2"-13
	G10111	8	Flat Washer, 1/2" Plated SAE
12	GA25736	1	Vacuum Manifold RH
13	GD35491	1	Bracket
14	GD13348	1	Insulated Clamp, 11/16"
15	GA25426	1	Diffuser
16	G11142	2	T-Bolt Clamp, 6-1/4"
17	G11142	2	T-Bolt Clamp, 6-1/4"
	G11091	2	Serrated Flange Nut, 3/8"-16

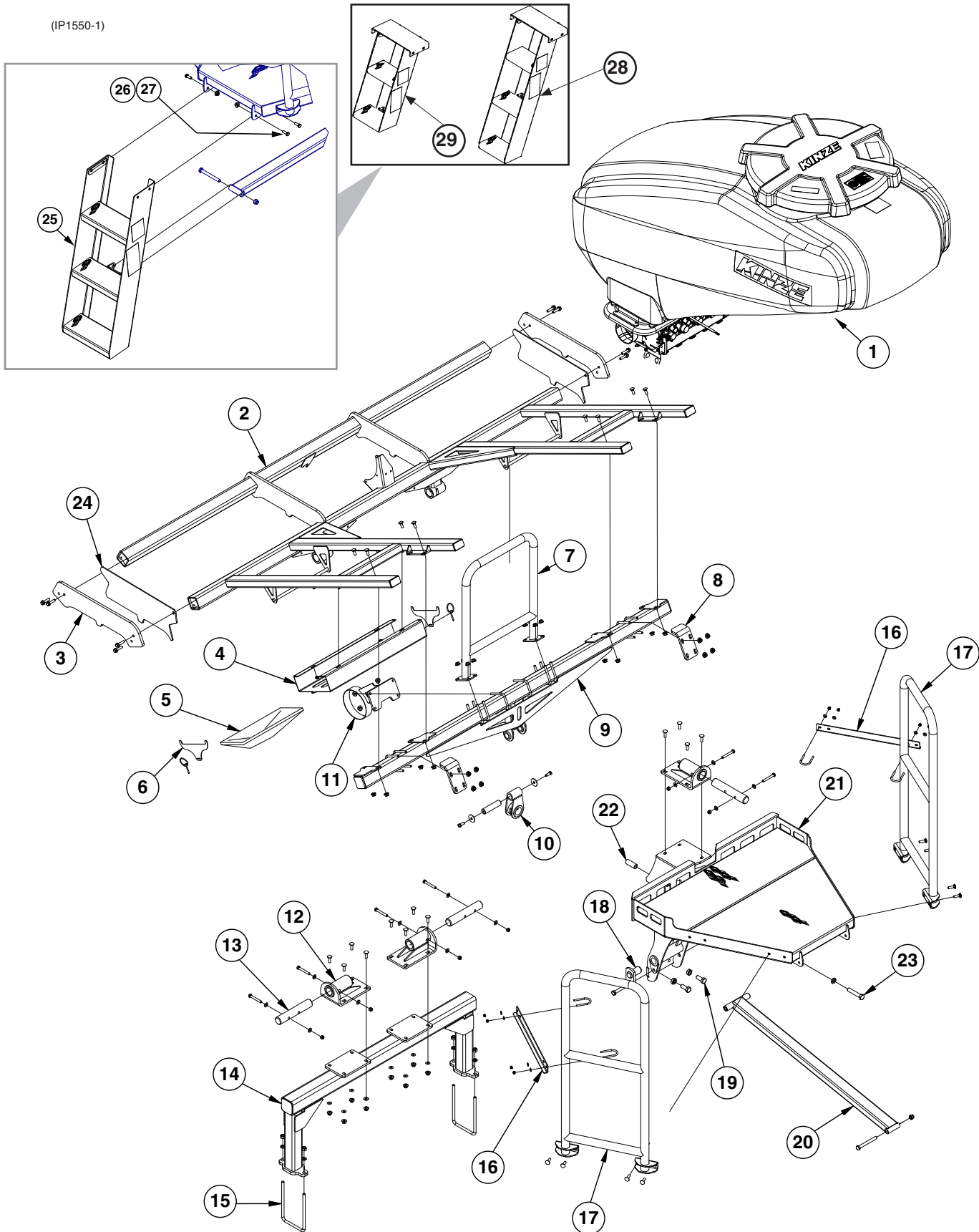
(A24509)



ITEM	PART NO.	QTY.	DESCRIPTION
1	GA12802 GR1834	1	Reservoir W/Breather, 10 Gallon Raised Filler Breather
2	GA10918	1	Flow Control Valve
3	GD16040	1	Strainer
4	GD16038	1	Filter Head
5	GD16037	1	Oil Filter, 10 Micron
6	G10001	2	Hex Head Cap Screw, 3/8"-16 x 1"
7	G10108	4	Lock Nut, 3/8"-16
8	G11385	8	Flat Washer, 1/4" SAE
9	G10403	2	Hex Head Cap Screw, 1/4"-20 x 2 1/2"
10	G10110	2	Lock Nut, 1/4"-20, Grade B
11	G10227	2	Lock Washer, 1/4"
12	G10023	10	Hex Head Cap Screw, 1/4"-20 x 3/4"
13	G11387	4	Flat Washer, 3/8" SAE
14	GA17113	1	Fan and Cooler
15	G6801-12 GR1467	3 -	Elbow W/O-Ring, 90°, 1 1/16"-12 Male JIC To O-Ring O-Ring
16	GD35490	1	Fan Mount Plate
17	G6602-12	1	Swivel Tee, 1 1/16"-12
18	G2406-12-08	1	Reducer Tee, 1 1/16"-12 JIC x 3/4"-16
20	G11474	8	Serrated Flange Nut, 1/4"-20
22	G6400-10 GR1466	1	Connector W/O-Ring, 7/8"-14 Male JIC To O-Ring O-Ring
23	G2501-12-16	1	Elbow, 90°, 1 1/16"-12 Male JIC To 1" NPT
26	G6804-12 GR1467	1	Adjustable Tee W/O-Ring, 1 1/16"-12 Male JIC To O-Ring O-Ring
27	G6500-12	2	Swivel Elbow, 90°, 1 1/16"-12 Male JIC To Female
28	G2501-16-20	1	Elbow, 90°, 1 5/16"-12 Male JIC To 1 1/4" NPT
30	G10228	4	Lock Washer, 1/2"
36	GA25512	1	Mounting Bracket
37	GA25744	4	Bracket, 10 1/4"
38	G2406-10-08	1	Reducer, 7/8"-14 Female JIC To 3/4"-16 Male JIC
39	G10102	4	Hex Nut, 1/2"-13
40	G10228	8	Lock Washer, 1/2"
	G10909	4	Hex Head Cap Screw, 1/2"-13 x 9"
	G10102	4	Hex Nut, 1/2"-13
41	G304-C-6	1	Cap Nut, 9/16"-18
42	G6801-10	2	Elbow, 9/16"-18 x 7/8"-14 W/O-Ring
43	G304-C-8	1	Cap Nut, 3/4"-16

*Hydraulic hose is not stocked by Kinze Repair Parts.

(IP1550-1)

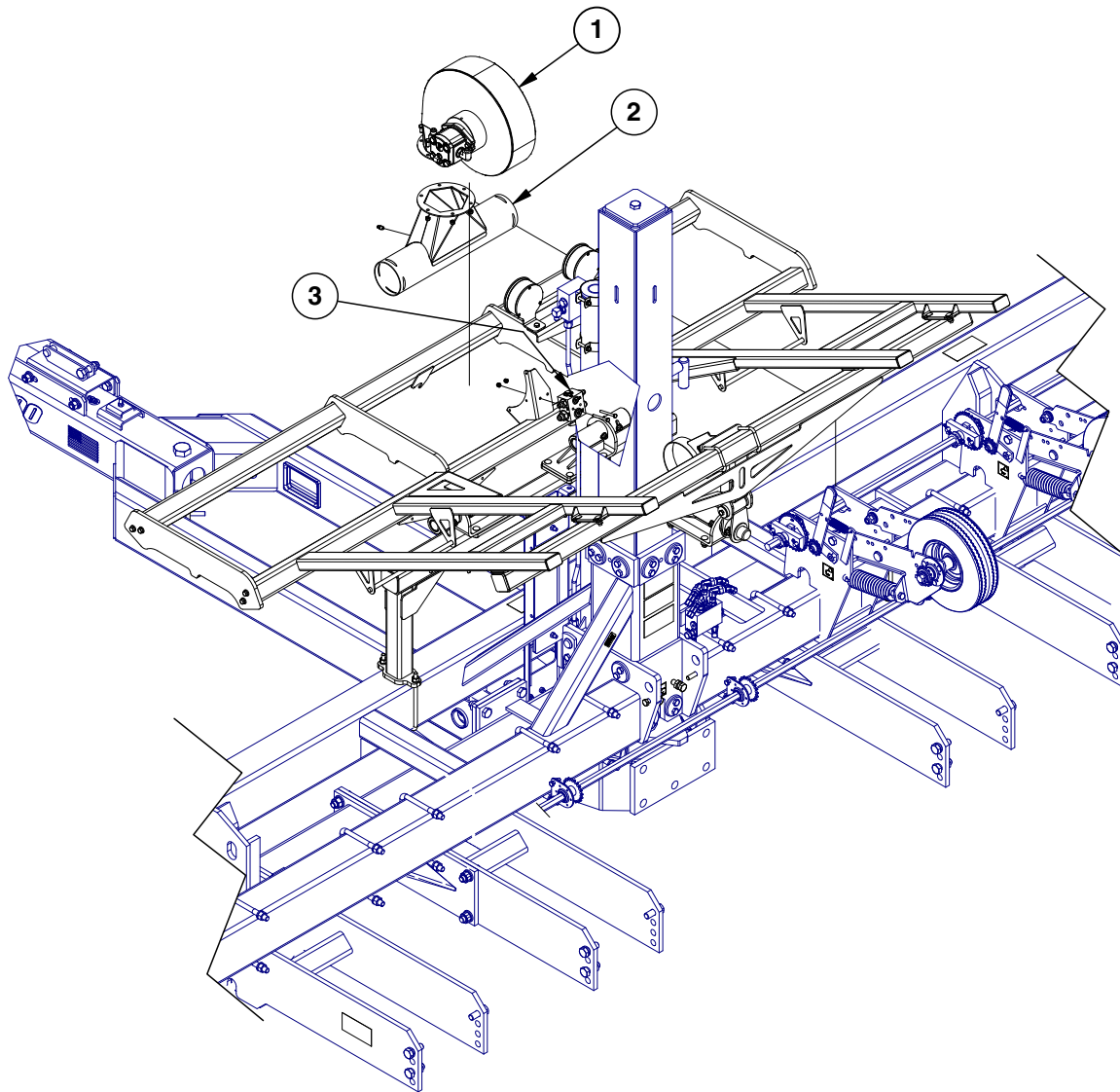


ITEM	PART NO.	QTY.	DESCRIPTION
1	GA24406	1	See "Bulk Fill Tank Assembly" on page P68
2	GA24365	1	Bulk Tank Support
	G10305	8	Carriage Bolt, 3/8"-16 x 1"
	G11091	8	Serrated Flange Nut, 3/8"-16
3	GD33953	2	Side Mount Plate
	G11408	8	Hex Serrated Flange Cap Screw, 3/8"-16 x 1 1/2"
4	GD34701	1	Clean Out Chute Tray
	G10620	4	Serrated Flange Nut, 5/16"-18
5	GA14822	1	Center Cleanout Chute
6	GD34702	2	Chute Tray End Plate
	GD5625	2	Lynch Pin, 3/16"
7	GA24377	1	Handrail
	GD19212	4	U-Bolt, 2 1/2" x 3/8"-16
	G11091	8	Serrated Flange Nut, 3/8"-16
8	GD34071	2	Mount Plate
	GD19212	4	U-Bolt, 2 1/2" x 3/8"-16
	G11091	8	Serrated Flange Nut, 3/8"-16
9	GA24366	1	Tank Support
10	GA17034	1	Rear Tank Mount
	GD33958	1	Threaded Rod
	G10001	2	Hex Head Cap Screw, 3/8"-16 x 1"
	G10201	2	Special Washer, 3/8" x 1 1/2" O.D.
11	GA24381	1	Bracket
	GD19212	2	U-Bolt, 2 1/2" x 3/8"-16
	G11091	4	Serrated Flange Nut, 3/8"-16
12	GA14041	3	Bulk Fill Tank Mount
	G10003	12	Hex Head Cap Screw, 3/8"-16 x 1 1/2"
	G11387	12	Hardened Washer, 3/8" SAE
	G11091	12	Serrated Flange Nut, 3/8"-16
13	GD33595	3	Pin, 1 1/2" x 8.313"
	G10325	6	Hex Head Cap Screw, 3/8"-16 x 2 3/4"
	G11387	12	Hardened Washer, 3/8" SAE
	G10108	6	Lock Nut, 3/8"-16
	G10062	6	Hex Head Cap Screw, 3/8"-16 x 3"
14	GA25733	1	Front Bulk Fill Mount Support
15	GD8306	2	U-Bolt, 7" x 5" x 1/2"-13
	G10228	4	Lock Washer, 1/2"
	G10102	4	Hex Nut, 1/2"-13
16	GD35037	2	Support Plate
	GD26274	4	U-Bolt, 1 1/2" x 1/4"-20
	G11385	8	Flat Washer, 1/4" SAE
	G10110	8	Lock Nut, 1/4"-20, Grade B
17	GA24374	2	Handrail
	G10001	8	Hex Head Cap Screw, 3/8"-16 x 1"
	G11091	8	Serrated Flange Nut, 3/8"-16
18	GA5121	2	Pin, 2 1/8"
	G10053	2	Hex Head Cap Screw, 1/2"-13 x 2 1/2"
19	G10007	2	Hex Head Cap Screw, 5/8"-11 x 1 1/2"
	G10503	2	Hex Jam Nut, 5/8"-11, Grade 2
20	GA24376	1	Tube W/Sleeves
	G10045	1	Hex Head Cap Screw, 1/2"-13 x 4 1/2"
	G10111	1	Lock Nut, 1/2"-13
21	GA25067	1	Catwalk
22	GD3180-28	1	Sleeve, 5/8" I.D. x 7/8" O.D. x 2 1/4" Long
23	G10862	1	Hex Head Cap Screw, 5/8"-11 x 3 1/4"
	G10230	1	Lock Washer, 5/8"
24	GD35126	2	Shim, 10 Gauge (.1345")
25	GA24758	1	Ladder Without Granular Chemical and Trailer Hitch

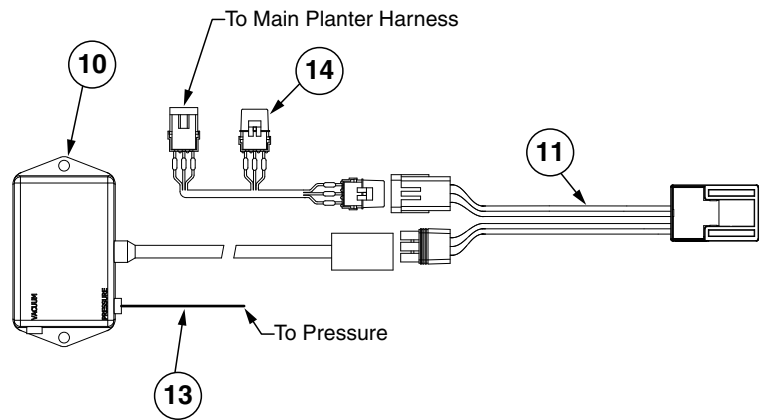
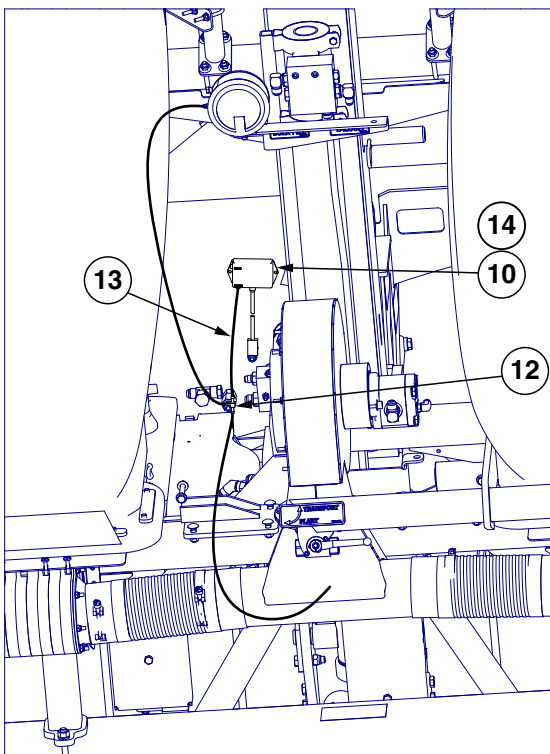
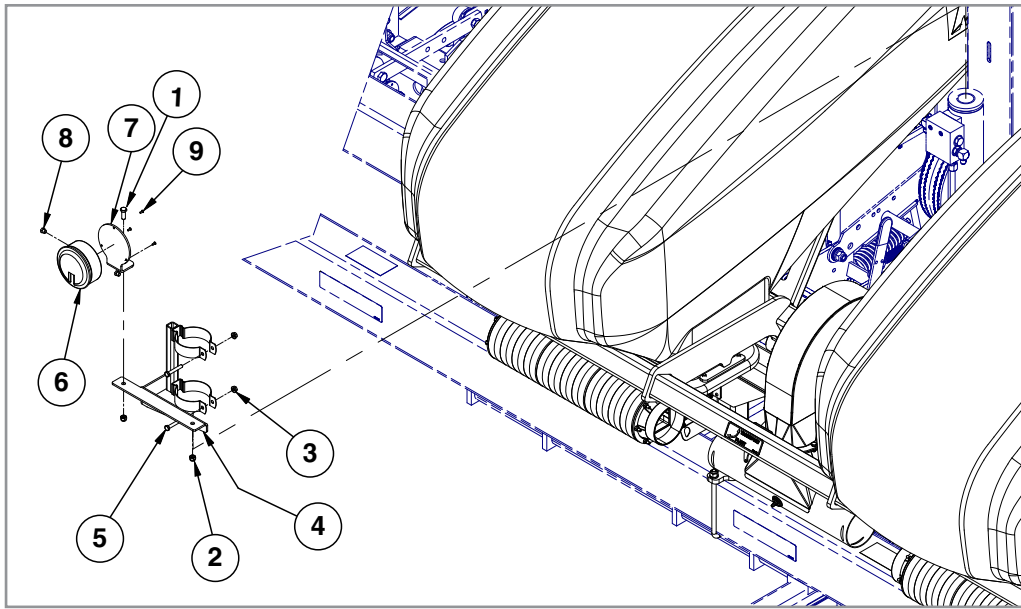
Continued on the next page.

26	G10001	4	Hex Head Cap Screw, 3/8"-16 x 1"
27	G11091	4	Serrated Flange Nut, 3/8"-16
28	GA26267	-	Ladder With Granullar Chemicals and Without Trailer Hitch
29	GA26272	-	Ladder with Trailer Hitch

(IP1550-3)



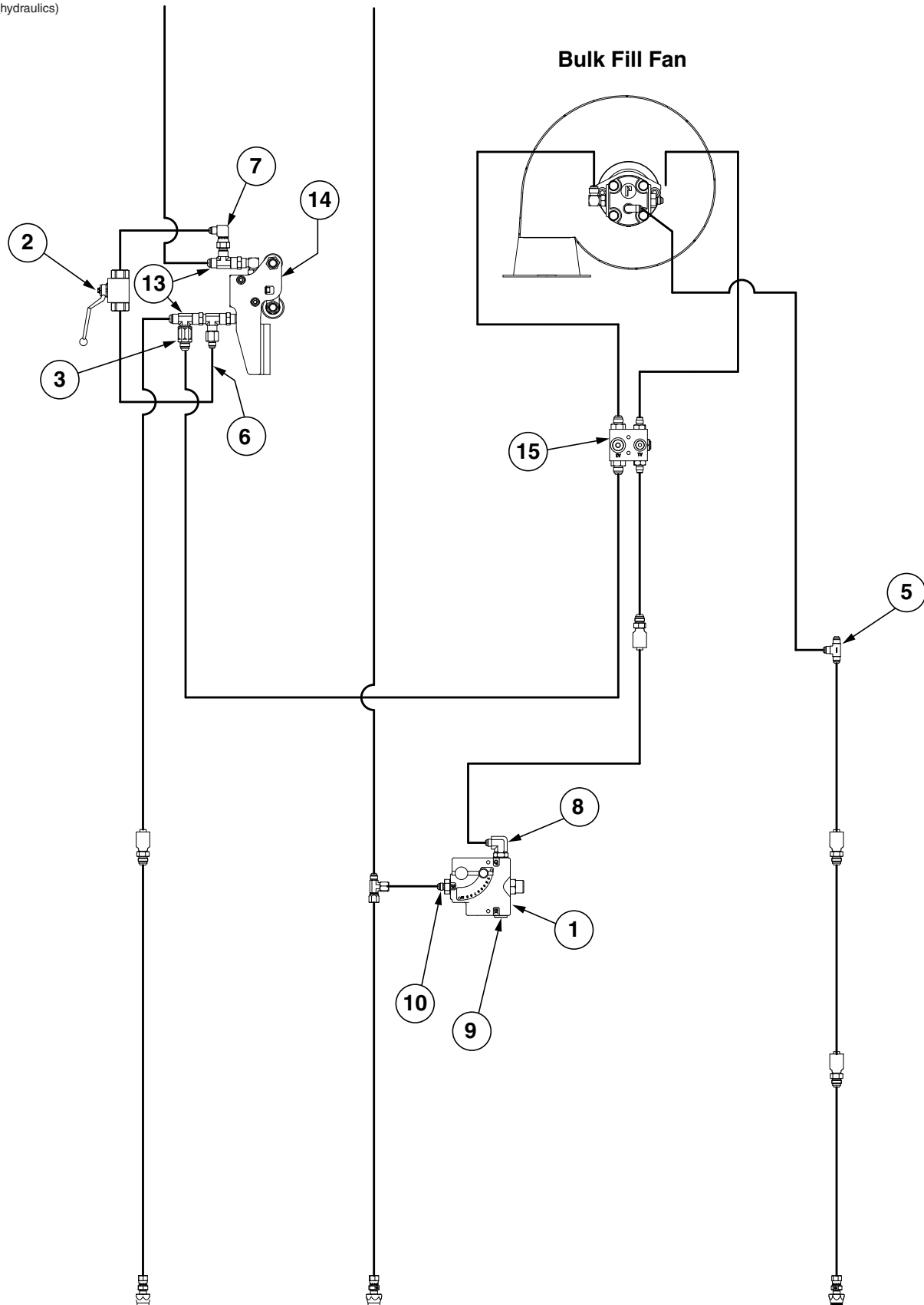
ITEM	PART NO.	QTY.	DESCRIPTION
1	---	-	See "Bulk Fill Fan System" on page P62
	G10043	6	Hex Head Cap Screw, 5/16"-18 x 3/4"
2	GA24414	1	Bulk Fill Manifold
	GR1777	2	Hose Barb, 1/8" Male NPT To 3/16" Barb
	G10109	6	Lock Nut, 5/16"-18, Grade 8
3	GA24507	1	See "Bulk Fill/Vacuum Anti-Cavitation Check Valve Block" on page P124
	G10746	2	Hex Head Cap Screw, 1/4"-20 x 2 3/4"
	G11320	2	Lock Nut, 1/4"-20, Grade B
	GD11395	2	Bushing, 1/2"



ITEM	PART NO.	QTY.	DESCRIPTION
1	G10001	2	Hex Head Cap Screw, 3/8"-16 x 1"
2	G10108	2	Lock Nut, 3/8"-16
3	G10620	2	Serrated Flange Nut, 5/16"-18
4	GA14600	1	Pressure Gauge Mount
5	G10041	2	Hex Head Cap Screw, 5/16"-18 x 2"
6	GA21406	2	Pressure Gauge W/Hose Barb
	GR1777	2	Hose Barb, 1/8" Male NPT To 3/16" Barb (Included W/GA21406)
	GD15849-02	-	Clear Plastic Tubing, 5/16" O.D. x 3/16" I.D. x 120"
7	GD15804	2	Mount
8	GA10799	2	Breather, 1/8" Male NPT
9	G11215	6	Hex Flat Head Cap Screw, No. 6-32 x 3/8", Grade 8
10	GA14847	1	Low Pressure Sensor (0-40 IN H2O)
11	GA12812	1	Hall Effect Adapter
12	GD21278	1	Reducing Tee, 3/16" x 1/8" x 3/16"
13	*D17151-20	1	Urethane Tubing, 1/4" x 10'
14	GA13551	1	Tee Junction Harness

*Hose not stocked by Kinze repair parts, but is available in bulk (GD17151-21).

(A24457-02_hydraulics)



ITEM	PART NO.	QTY.	DESCRIPTION
1	GA10918	1	Flow Control Valve
2	GA22901	1	Shutoff Valve
3	GA19432	1	Inline Check Valve
5	G2603-06	1	Tee, 9/16"-18 Male JIC
6	G2406-08-06	1	Reducer, 3/4"-16 Female JIC To 1/2"-18 Male JIC
7	G6500-06-08	1	90° Swivel Elbow, 1/2"-18 x 3/4"-16
8	G6801-06-10	1	Elbow, 1/2"-18 x 7/8"-14 W/O-Ring
9	G6408-H10-0	1	Hex Socket Head Plug W/O-Ring, 7/8"-14 O-Ring
10	G6400-06-10	1	Adapter, 1/2"-18 JIC, 7/8"-14 O-Ring
13	6602-08	2	Swivel Tee, 3/4"-16 JIC
14	---	-	See "Stroke Limiter Valve Complete" on page P122
27	---	-	See "Bulk Fill/Vacuum Anti-Cavitation Check Valve Block" on page P124

[See "Mechanical Planter Hydraulic System" on page P128](#) for part numbers of components that are not listed

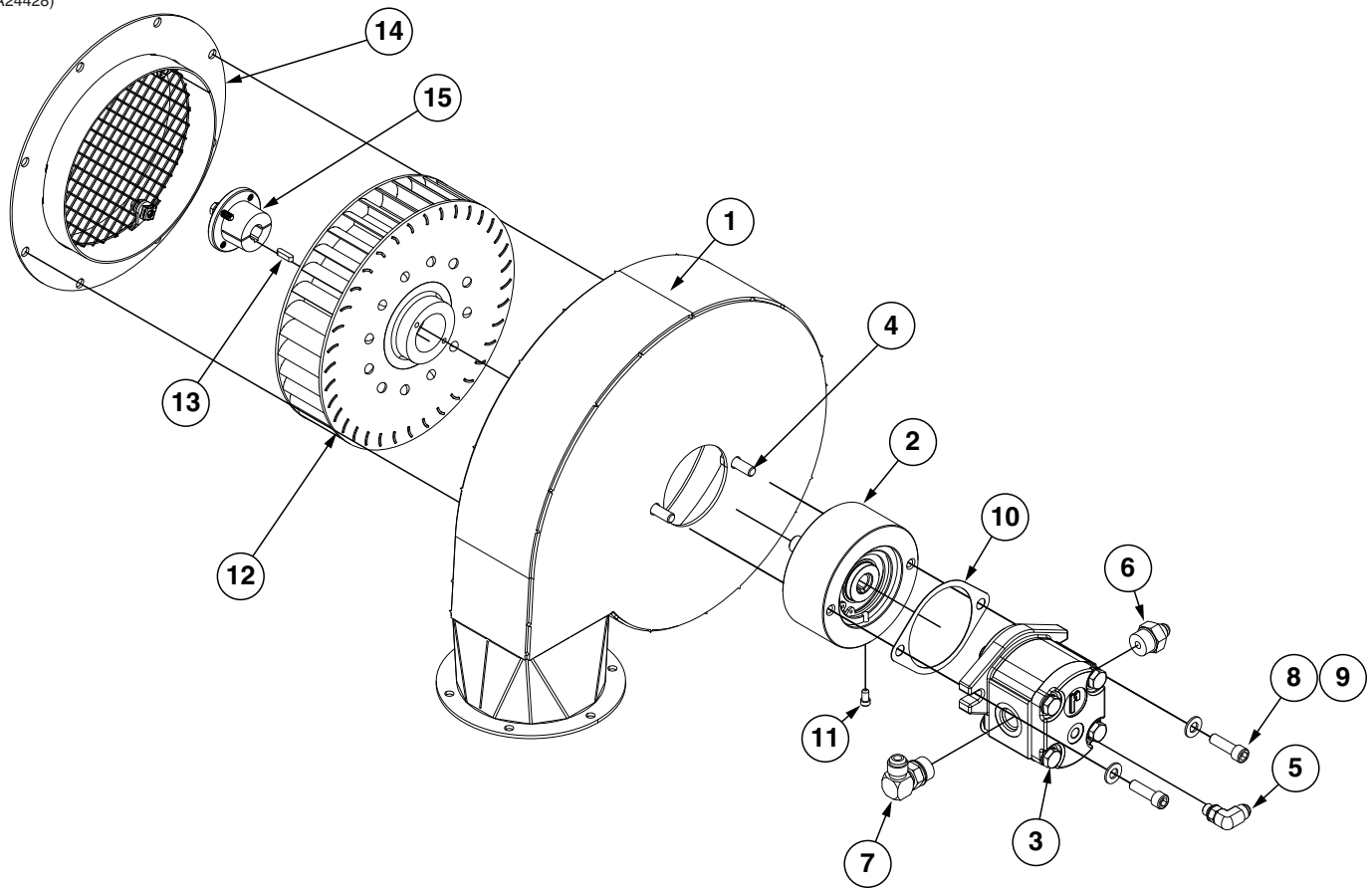
***Hydraulic hose is not stocked by Kinze Repair Parts.**

ITEM	PART NO.	QTY.	DESCRIPTION
1	GA10918	1	Flow Control Valve
	G10253	2	Hex Socket Head Cap Screw, No. 10-32 x 1/2"
3	GA22901	1	Shutoff Valve
4	GA19432	1	Inline Check Valve
6	---	-	See "Bulk Fill/Vacuum Anti-Cavitation Check Valve Block" on page P124
7	G6408-H10-0	1	Hex Socket Head Plug W/O-Ring, 7/8"-14 O-Ring
8	G6602-10	1	Swivel Tee, 7/8"-14 JIC
9	G2603-06	1	Tee, 9/16"-18 Male JIC
10	G2406-08-06	1	Reducer, 3/4"-16 Female JIC To 9/16"-18 Male JIC
11	G6500-06-08	1	90° Swivel Elbow, 9/16"-18 x 3/4"-16
12	G10403	2	Hex Head Cap Screw, 1/4"-20 x 2 1/2"
13	GD35929	1	Mount Plate
14	G10110	2	Lock Nut, 1/4"-20, Grade B
15	G6400-06-10	1	Adapter, 9/16"-18 JIC, 7/8"-14 O-Ring
16	G6801-06-10	1	Elbow, 9/16"-18 x 7/8"-14 W/O-Ring
17	G6801-06-08	2	Elbow W/O-Ring, 90°, 9/16"-18 Male JIC To 3/4"-16 O-Ring
	GR1037	-	O-Ring

[See "Vacuum Planter Hydraulic System" on page P130](#) for part numbers of components that are not listed

***Hydraulic hose is not stocked by Kinze Repair Parts.**

(A24428)

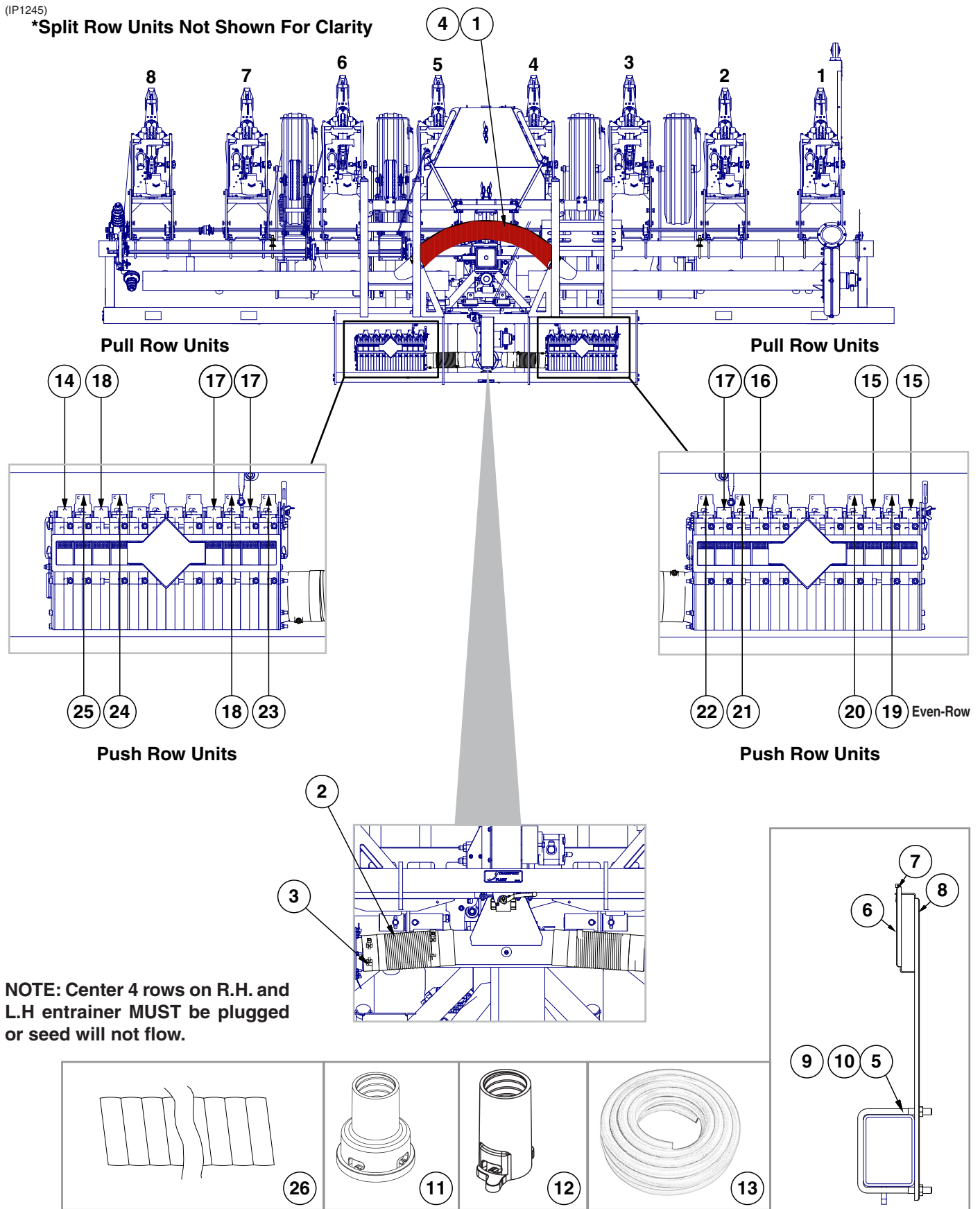


ITEM	PART NO.	QTY.	DESCRIPTION
1	GA25034	1	Fan Housing
2	GA15452	1	Overhung Load Adapter
3	GA24426	1	Motor
4	G11124	2	Hex Serrated Flange Cap Screw, 3/8"-16 x 1"
5	G6801-06-04	1	Elbow, 90°, 1/16"-18 x 7/16"-20 W/O-Ring
6	G6400-06-10	1	Elbow, 90°, 1/16"-18 x 7/8"-14 W/O-Ring
7	G6801-08-10	1	Elbow W/O-Ring, 90°, 3/4"-16 Male JIC To 7/8"-14 O-Ring
	GR1466	-	O-Ring
8	G11848	2	Hex Socket Head Cap Screw, 3/8"-16 x 1-1/4"
9	G11387	2	Flat Washer, 3/8" SAE
10	GD30882	1	2-Bolt Mount Gasket
11	GD31305	1	Plug
12	GA25035	1	Fan Rotor
13	GD21300	1	Key
14	GA25036	1	Fan Inlet
	GD35011	1	Inlet Screen
15	GD34103	1	Bushing
A	GA24429	1	Bulk Fill Fan (Includes Items 1, 12, and 14-15)

This page left blank intentionally.

(IP1245)

*Split Row Units Not Shown For Clarity



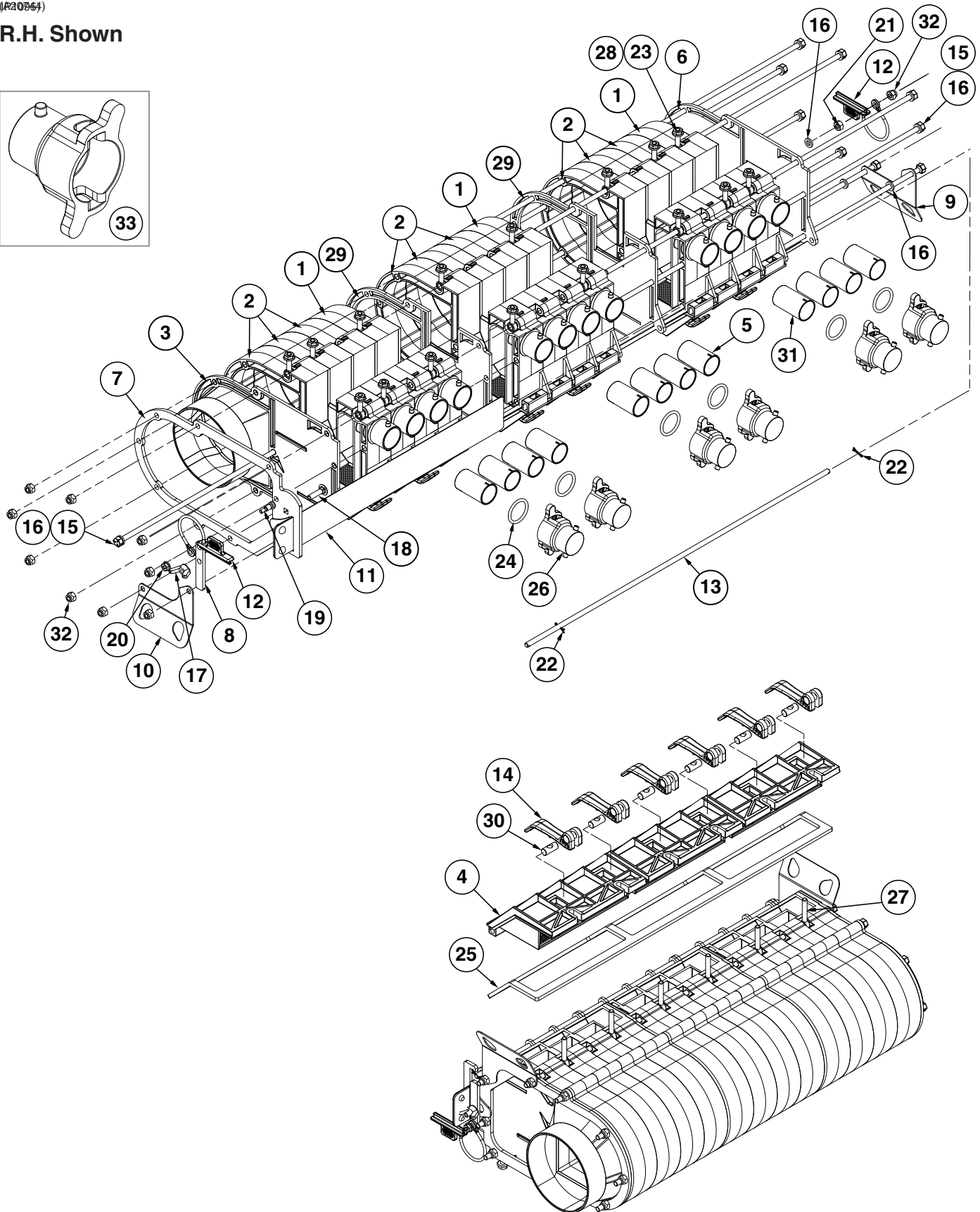
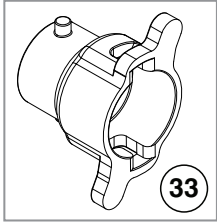
NOTE: Center 4 rows on R.H. and L.H entrainer MUST be plugged or seed will not flow.

ITEM	PART NO.	QTY.	DESCRIPTION
1	GD15867-13	1	Hose, 5" x 64"
2	GD19659-08	2	Black Hose, 4½" I.D. x 12"
3	G11360	4	T-Bolt Hose Clamp, 4½"
4	G11188	2	T-Bolt Clamp, 5¼"
5	GD1113	2	U-Bolt, 5" x 7" x 5⁄8"-11
6	GD20595	3	Hose Holder Short Mount
7	GD2558	3	Lynch Pin, ¼"
8	GD34372	3	Hose Holder Mount, 30"
9	G10230	4	Lock Washer, 5⁄8"
10	G10104	4	Hex Nut, 5⁄8"-11
11	GB0425	-	Dissipator Quick Coupler
12	GB0429	-	Seed Entrainer Quick Coupler
13	GR1947	-	Bulk Fill Hose, 1" I.D. x 1¼" O.D. x 100'
14	*A13870-133	1	Seed Hose Assembly, 1¼" x 133"
15	*A13870-116	2	Seed Hose Assembly, 1¼" x 116"
16	*A13870-74	1	Seed Hose Assembly, 1¼" x 74"
17	*A13870-72	3	Seed Hose Assembly, 1¼" x 72"
18	*A13870-101	2	Seed Hose Assembly, 1¼" x 101"
19	*A13870-137	1	Seed Hose Assembly, 1¼" x 137"
20	*A13870-149	1	Seed Hose Assembly, 1¼" x 149"
21	*A13870-32	1	Seed Hose Assembly, 1¼" x 32"
22	*A13870-82	1	Seed Hose Assembly, 1¼" x 82"
23	*A13870-93	1	Seed Hose Assembly, 1¼" x 93"
24	*A13870-118	1	Seed Hose Assembly, 1¼" x 118"
25	*A13870-123	1	Seed Hose Assembly, 1¼" x 123"
26	GD9129-01	-	Hose Protector, 48"

*Hose not stocked by Kinze repair parts, but is available in bulk (GR1947).

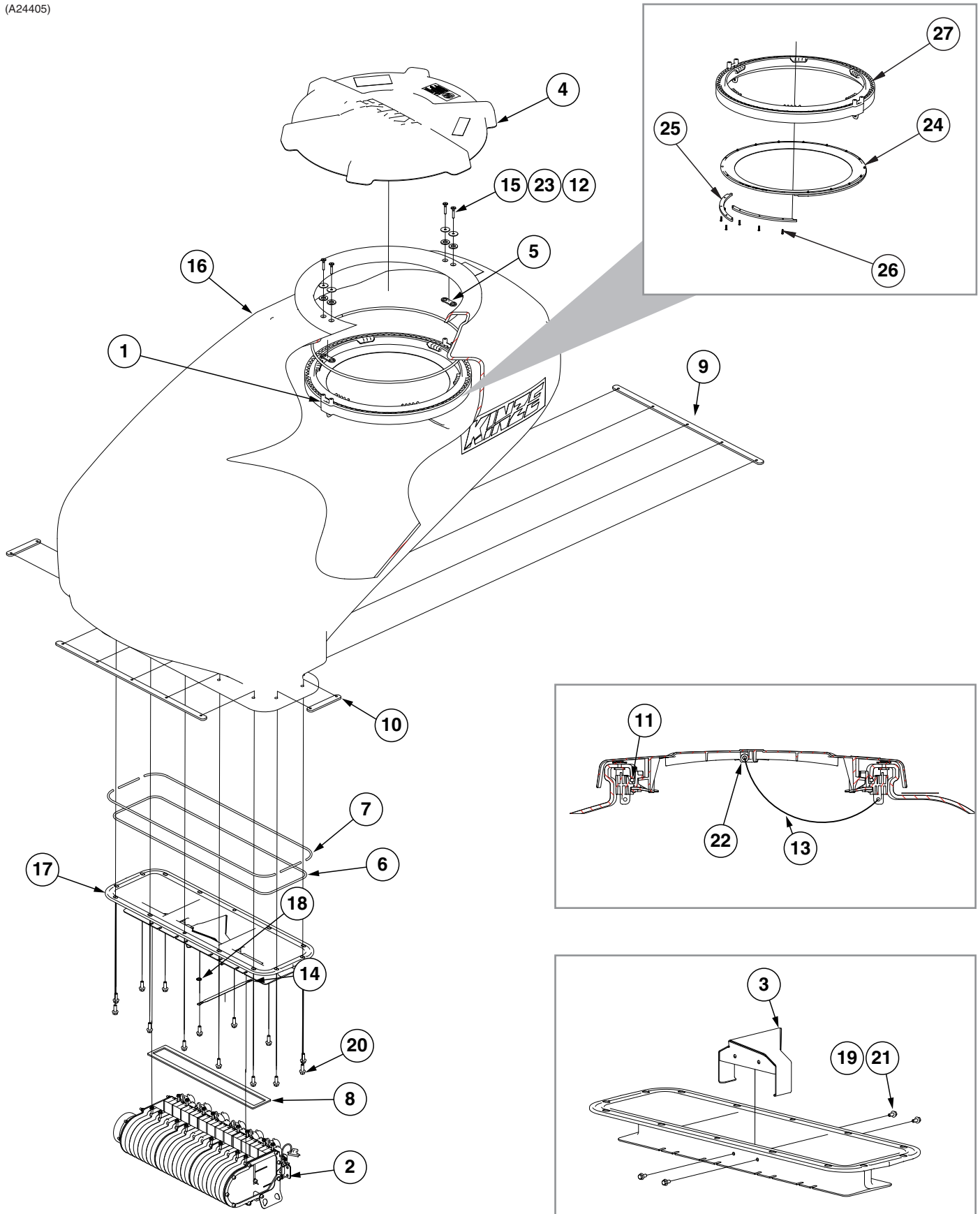
(R20854)

R.H. Shown



ITEM	PART NO.	QTY.	DESCRIPTION
1	GB0433	3	Bulk Fill Seed Entrainer Door Section
2	GB0427	9	Bulk Fill Seed Entrainer
3	GB0436	1	Bulk Fill Seed Entrainer Air Inlet, R.H. (Shown)
	GB0435	-	Bulk Fill Seed Entrainer Air Inlet, L.H.
4	GB0502	3	Bulk Fill Cleanout Door
5	GB0438	8	Air Orifice By-Pass
6	GB0434	1	Bulk Fill Seed Entrainer End Cap
7	GD19635	1	Bulk Fill Retainment Ring
8	GD19695	1	Bulk Fill Slide Latch
9	GD31306	1	Bulk Fill Chute Hanger, R.H.
10	GD31307	1	Bulk Fill Chute Hanger, L.H.
11	GA14942	1	Bulk Fill Shutoff Door
12	GB0444	2	Bulk Fill Shutoff Door Plug
13	GD19854	1	Bulk Fill Cleanout Door Hinge Rod
14	GB0501	6	Latch Handle
15	GD19852	10	Hex Head Cap Screw, 1/4"-20 x 22"
16	G11328	11	Washer, 1/4"
17	G11464	1	Wing Nut, 1/4"-20
18	G10316	1	Carriage Bolt, 1/4"-20 x 1"
19	G11332	1	Hex Socket Head Set Screw, 1/4" x No. 10-24 x 3/8"
20	G10992	1	Serrated Flange Nut, No. 10-24
21	G10103	1	Lock Nut, 1/4"-20, Grade B
22	G10455	2	Cotter Pin, 1/16" x 1/2"
23	G10621	16	Serrated Flange Nut, 1/4"-20
24	GD19508	6	Small O-Ring
25	GD19863	1	Bulk Fill Cleanout Door Gasket, 12 Row
26	GB0431	6	Bulk Fill Small Cap (If Applicable)
27	GD19864	6	Eye Bolt, 1/4"-20 x 1.83"
28	GD19865	16	Eye Bolt, 1/4"-20 x 1.47"
29	GD19665	2	Bulk Fill Spacer Plate
30	GD21080	6	Cam Nut, 1/4"-20
31	GB0922	4	Bulk Fill Bypass Air Orifice - White
32	G11320	10	Lock Nut, 1/4"-20, Grade B
33	GA14822	1	Cleanout Chute
34	GB0430	-	Bulk Fill Large Cap
A	GA20744	-	Bulk Fill Entrainer Assembly, R.H. (Shown) (Items 1-32)
B	GA20745	-	Bulk Fill Entrainer Assembly, L.H. (Items 1-32)

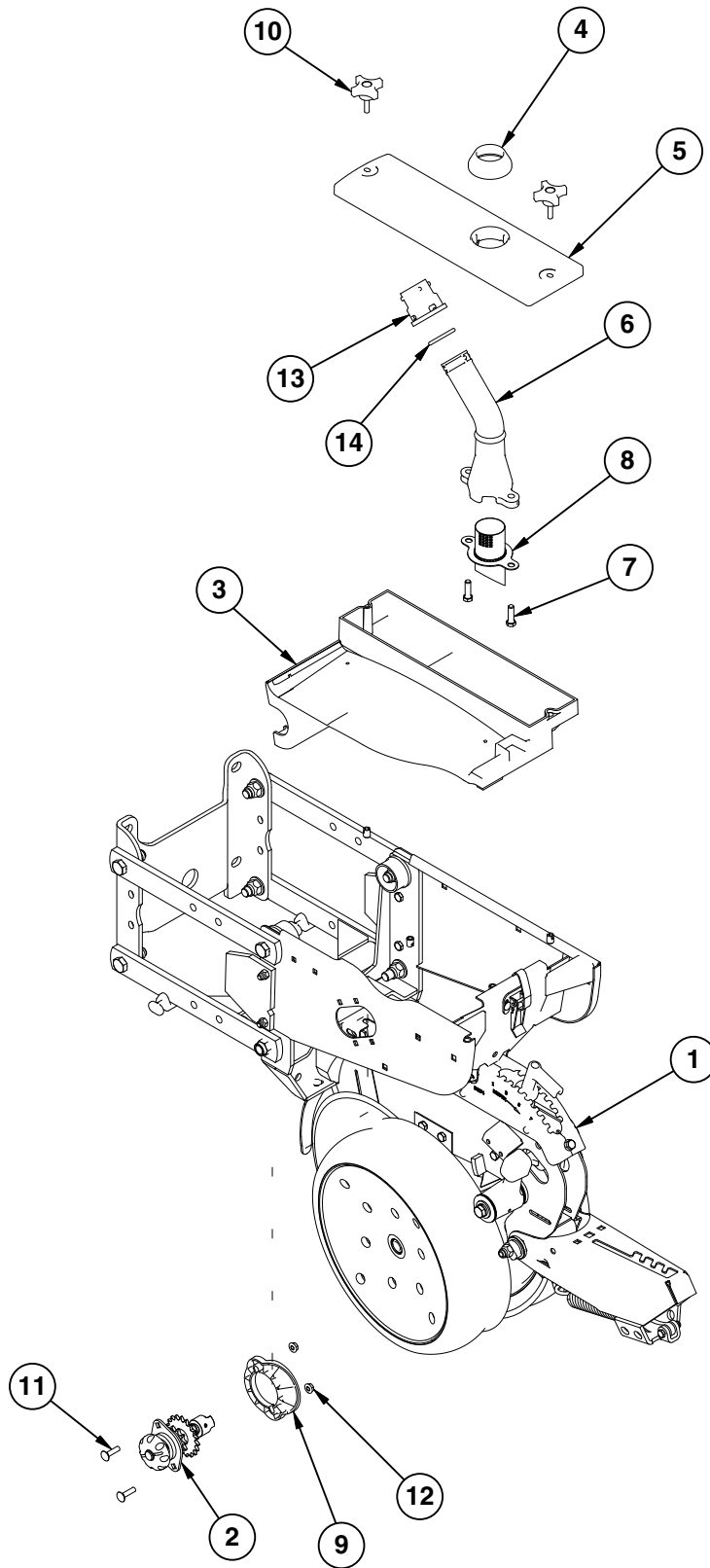
(A24405)



ITEM	PART NO.	QTY.	DESCRIPTION
1	GA16997	1	Bulk Fill Lid Seal Assembly, (Items 24-27)
2	---	-	See "Entrainer Assembly" on page P66
3	GA24464	1	Entrainment Splitter
4	GB0673	1	Bulk Fill Tank Lid
5	GB0905	2	Lid Seal Ring Spacer
6	GD19690-03	1	Ribbon Sealer, 6.5'
7	GD19690-04	1	Ribbon Sealer, 7'
8	GD19893	1	Bulk Fill Tank Mount Gasket
9	GD20922	2	Entrainer Mount Tap Block, Long
10	GD20923	2	Entrainer Mount Tap Block, Short
11	*GD35274-01	2	Ribbon Sealer, 66½" (Length Used For Tank Lid)
12	GD24754	4	Foam Seal
13	GD24879-01	1	Rope Tether, 36"
14	GD27607	1	Ground Strap
15	GD32091	4	Connector Bolt, ¼"-20 x 40MM
16	GD33967	1	Bulk Seed Tank
17	GD34019	1	Entrainment Mount
18	G10529	1	External Tooth Lock Washer, ⅜"
19	G10621	4	Serrated Flange Nut, ¼"-20
20	G11124	14	Hex Serrated Flange Cap Screw, ⅜"-16 x 1"
21	G11356	4	Hex Socket Flange Cap Screw, ¼"-20 x ½"
22	G11386	1	Flat Washer, ⅝"SAE
23	G11837	4	Fender Washer, ¼" x 1¼"
24	GB0675	1	Bulk Fill Tank Lid Seal
25	GD24386	6	Bulk Fill Lid Seal Ring Segment
26	G11522	18	Phillip Pan Head Tapping Screw, #8-18 x ⅝"
27	GB0674	1	Bulk Fill Tank Latch Ring

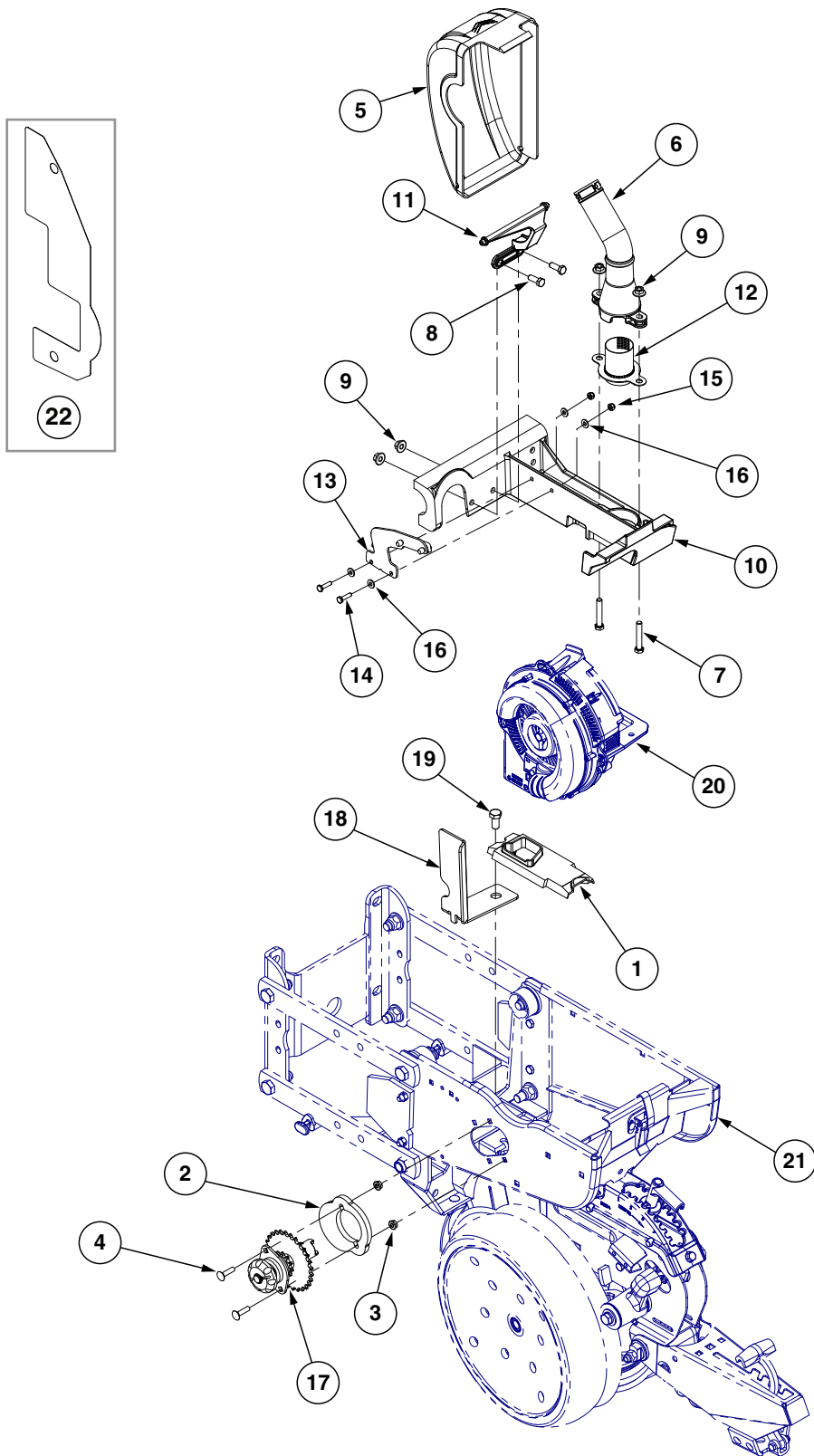
*Available in bulk only (21.75').

(IP1126)



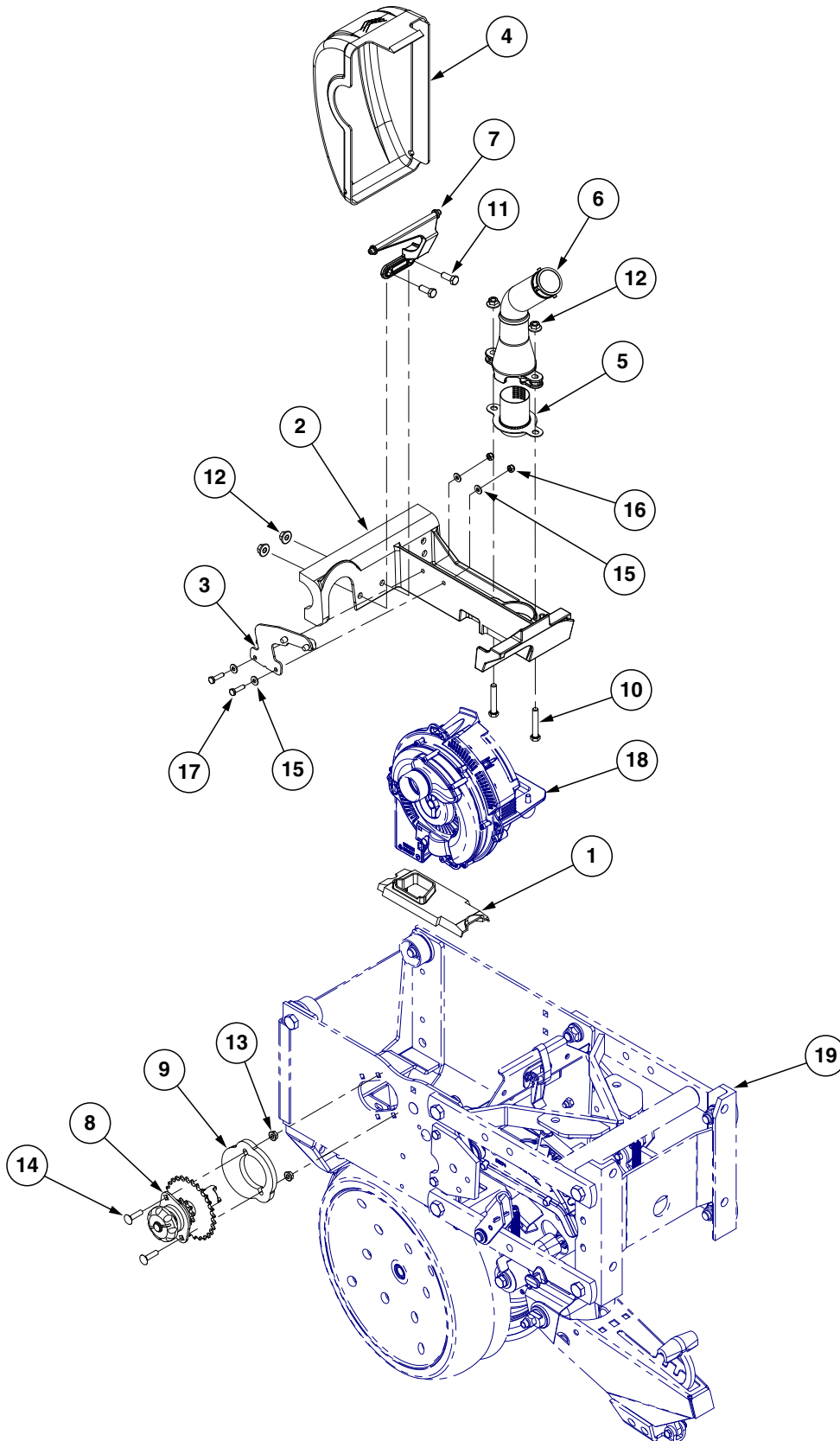
ITEM	PART NO.	QTY. Per Row	DESCRIPTION
1	---	-	See "Shank Assembly, Seed Tube, and Depth Adjustment" on page P1 See "Parallel Arms, Mounting Support Plate, and Quick Adjustable Down Force Springs Option" on page P6 See "Hopper Support and Meter Drive" on page P14
2	GA10151	1	Seed Meter Clutch Assembly, 11/19 Tooth
3	GA9547 GD12561	1 -	Mini-Hopper Threaded Insert, 5/16"-18
4	GB0446	1	Bulk Fill Mechanical Meter Cover Seal
5	GB0445	1	Bulk Fill Mechanical Meter Cover
6	GB0455	1	Bulk Fill Air Pressure Dissipator
7	G10004	2	Hex Head Cap Screw, 3/8"-16 x 1 1/4"
8	GB0574	1	Air Dissipator Screen
9	GB0331	1	Clutch Adapter Plate
10	GD29339	2	4-Prong Knob
11	G10338	2	Carriage Bolt, 5/16"-18 x 1 1/4"
12	G10620	2	Serrated Flange Nut, 5/16"-18
13	GB0430	1	Bulk Fill Large Cap
14	GD19509	1	O-Ring, Large
A	GA14031	-	Bulk Fill Mechanical Meter Cover Assembly (Items 4-8)

(IP1511)

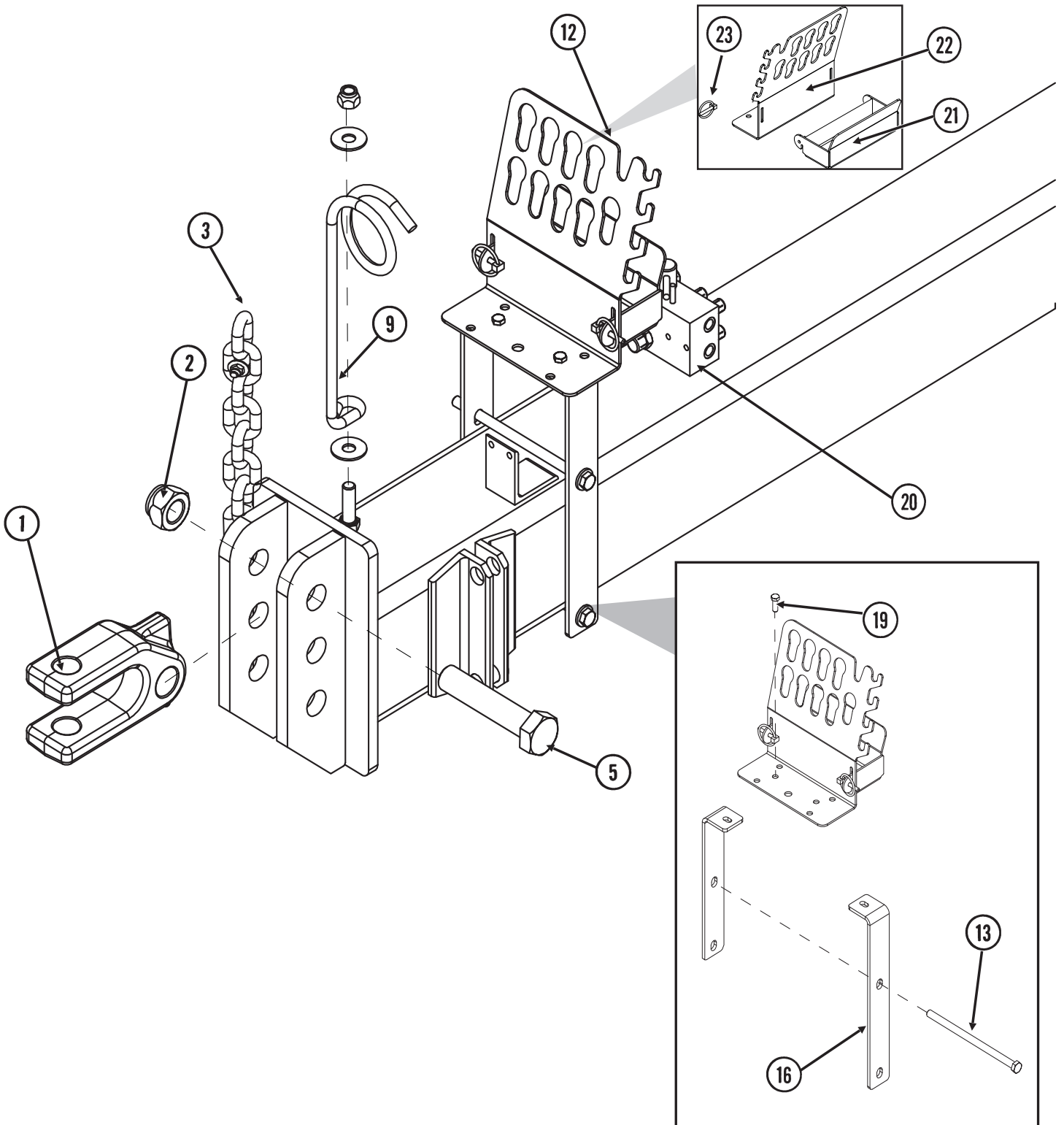


ITEM	PART NO.	QTY.	DESCRIPTION
1	GB0926	1	Shank Cover
2	GB0331	1	Clutch Adapter Plate
3	G10620	2	Serrated Flange Nut, 5/16"-18
4	G10338	2	Carriage Bolt, 5/16"-18 x 1 1/4"
5	GB0428	1	Meter Cover
6	GB0455	1	Bulk Fill Air Pressure Dissipator
7	G10939	2	Hex Head Cap Screw, 3/8"-16 x 2 1/4"
8	G10001	2	Hex Head Cap Screw, 3/8"-16 x 1"
9	G11091	4	Serrated Flange Nut, 3/8"-16
10	GA25304	1	Meter Mount W/Inserts
	GD16561	-	Threaded Insert, 5/16"-18 (Included W/GA25304)
11	GB0717	1	Vacuum Meter Cover Hinge
12	GB0901	1	Air Dissipator Screen
13	GA21309	1	Meter Support
14	G10064	2	Hex Head Cap Screw, 1/4"-20 x 1"
15	G10110	2	Lock Nut, 1/4"-20, Grade B
16	G11385	4	Flat Washer, 1/4" SAE
17	GA20640	1	Meter Drive Assembly, 11/28 Tooth
	G3303-108	-	Chain, No. 41, 108 Pitch Including Connector Link
	G3303-120	-	Chain, No. 41, 120 Pitch Including Connector Link (Center 4 Rows)
	GR0196	-	Connector Link, No. 41
18	GD29798	1	Chain Guard
19	G10014	2	Hex Head Cap Screw, 1/2"-13 x 1"
	G10071	2	Serrated Flange Nut, 1/2"-13
20	---	-	See "Vacuum Seed Meter" on page P22
21	-	-	See "Shank Assembly, Seed Tube, and Depth Adjustment" on page P1 See "Parallel Arms, Mounting Support Plate, and Quick Adjustable Down Force Springs Option" on page P6 See "Hopper Support and Meter Drive" on page P14
22	GD29413	-	Hopper Shim

(IP1136)



ITEM	PART NO.	QTY.	DESCRIPTION
1	GB0926	1	Shank Cover
2	GA25304	1	Meter Mount W/Inserts
	GD16561	-	Threaded Insert, 5/16"-18 (Included W/GA25304)
3	GA21309	1	Meter Support
4	GB0428	1	Vacuum Meter Cover
5	GB0901	1	Air Dissipator Screen
6	GB0455	1	Bulk Fill Air Pressure Dissipator
7	GB0717	1	Vacuum Meter Cover Hinge
8	GA20640	1	Meter Drive Assembly, 11/28 Tooth
	G3303-108	-	Chain, No. 41, 108 Pitch Including Connector Link
	G3303-120	-	Chain, No. 41, 120 Pitch Including Connector Link (Center 4 Rows)
	GR0196	-	Connector Link, No. 41
9	GB0331	1	Clutch Adapter Plate
10	G10939	2	Hex Head Cap Screw, 3/8"-16 x 2 1/4"
11	G10001	2	Hex Head Cap Screw, 3/8"-16 x 1"
12	G11091	4	Serrated Flange Nut, 3/8"-16
13	G10620	2	Serrated Flange Nut, 5/16"-18
14	G10338	2	Carriage Bolt, 5/16"-18 x 1 1/4"
15	G11385	4	Flat Washer, 1/4" SAE
16	G10110	2	Lock Nut, 1/4"-20, Grade B
17	G10064	2	Hex Head Cap Screw, 1/4"-20 x 1"
18	---	-	See "Vacuum Seed Meter" on page P22
19	---	-	See "Interplant Push Row Unit" on page P36



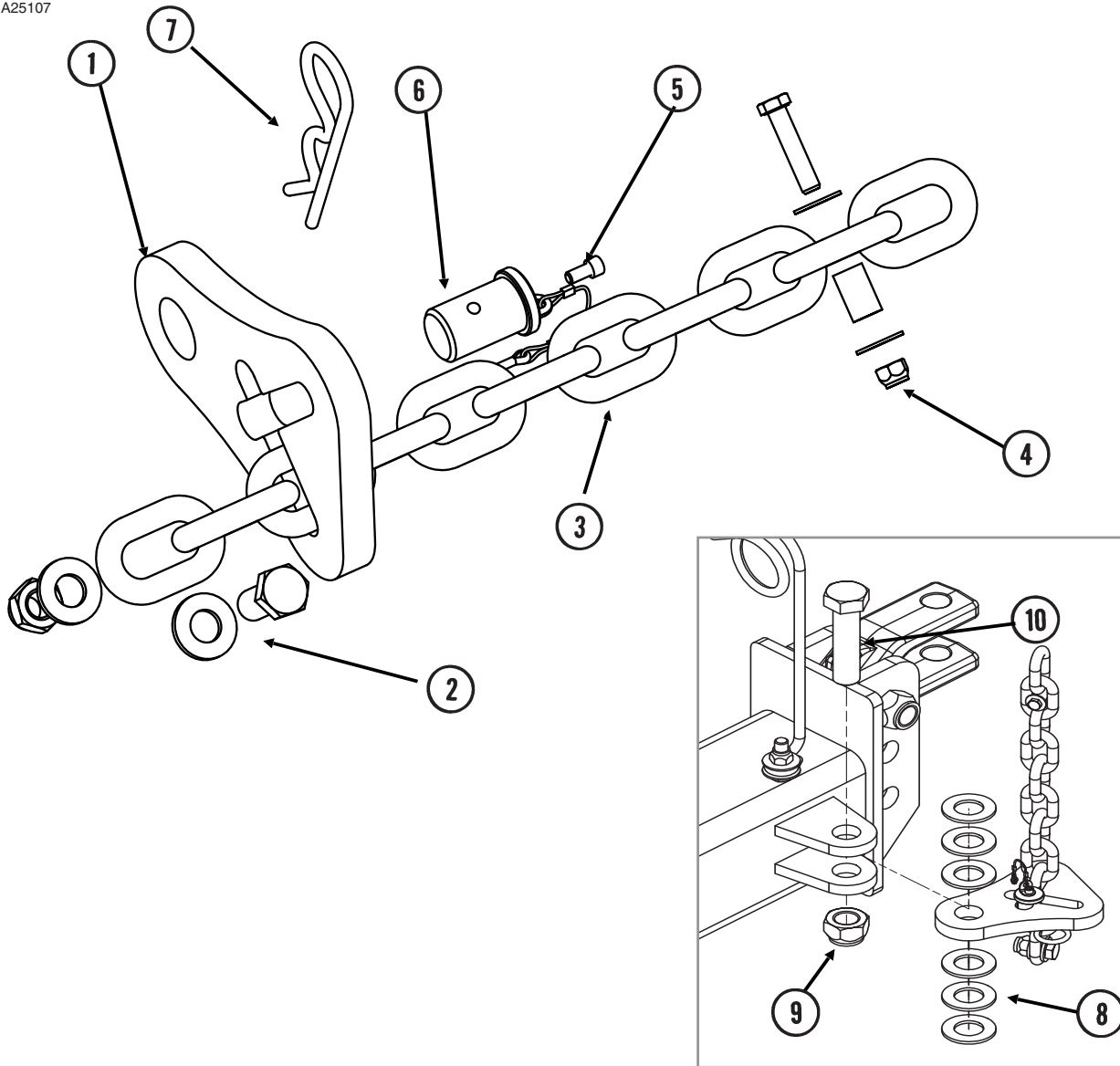
ITEM	PART NO.	QTY.	DESCRIPTION
1	GB0156	1	Clevis
2	G10157	2	Lock Nut, 1 ¼"-7
3	See "Safety Chain Assebbly" on page P78		
5	G10169	1	Hex Head Cap Screw, 1 ¼"-7 x 6"
9	GD16328	1	Hose Holder
	G10217	2	Washer, 5/8" USS
	G10107	9	Lock Nut, 5/8"-11
10	G10217	2	Washer, 5/8" USS
12	GA25760	1	Hose Holder
13	G10909	2	Hex Head Cap Screw, 1/2"-13 x 9"
	G11389	4	Flat Washer, ½" Plated SAE
	G10111	2	Lock Nut, ½"-13
16	GD35726	2	Bracket Hose Holder
19	G10001	2	Hex Head Cap Screw, 3/8"-16 x 1"
	G10203	2	Washer, 3/8" SAE
	G10101	2	Hex Nut, 3/8"-16
20	See "Selector Valve" on page P122		
21	GA25763	1	Holder Cup
22	GD35727	1	Holder
23	GD2558	2	Lynch Pin, 1/4"

Safety Chain Assembly

Model 3500

M0291-02

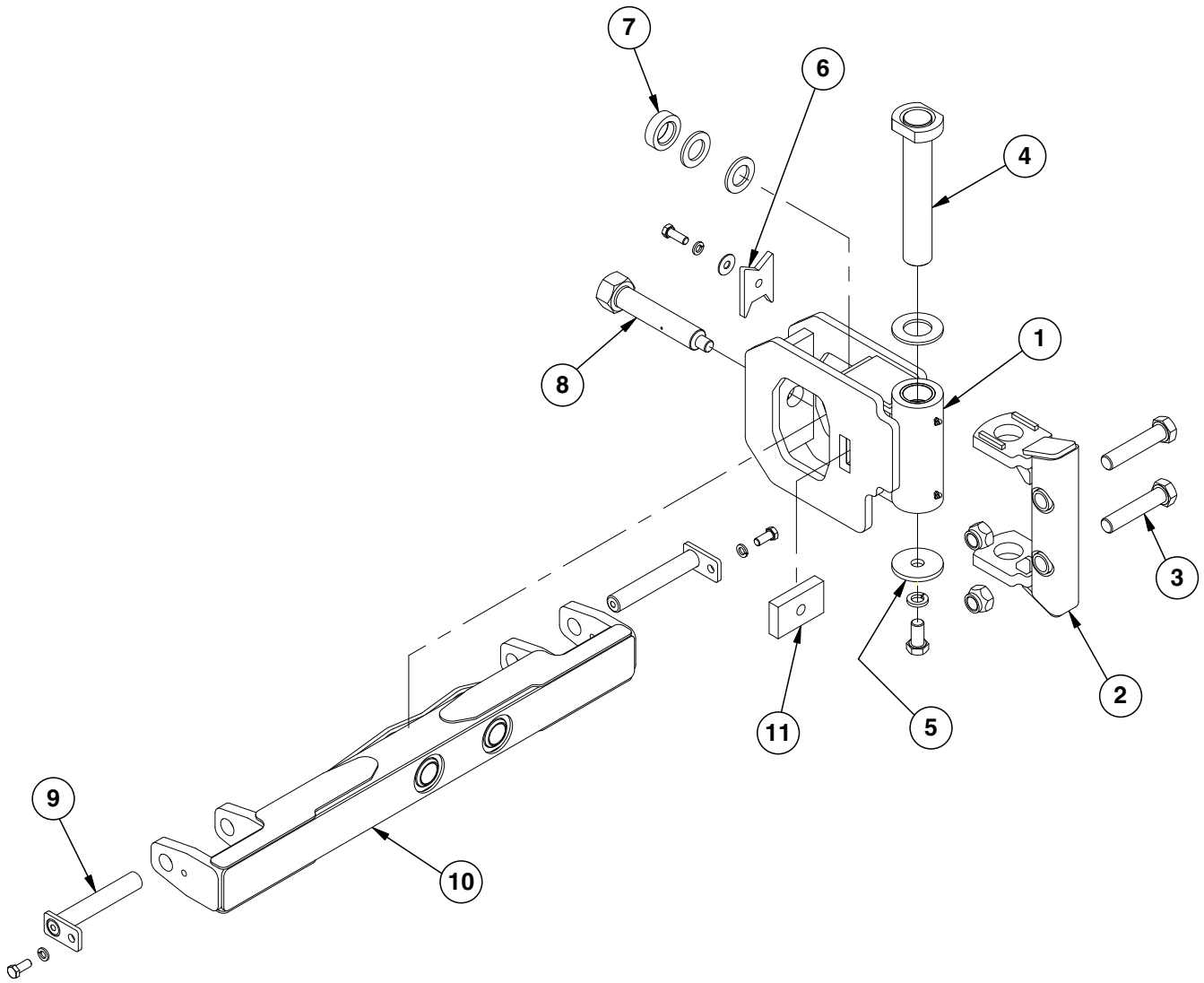
A25107



ITEM	PART NO.	QTY.	DESCRIPTION
1	GD35127	1	Single Chain Latch
2	G10107	1	Lock Nut, 5/8"-11
	G11391	2	Flat Washer, 5/8" SAE
	G10007	1	Hex Head Cap Screw, 5/8"-11 x 1 1/2"
3	G3324-01	1	Safety Chain, 13MM Grade 70, 97-1/2"
4	G10108	1	Lock Nut, 3/8"-16
	G10210	2	Washer, 3/8" USS
	GD8893-07	1	Sleeve, 1" Long
	G10047	1	Hex Head Cap Screw, 3/8"-16 x 1 3/4"
5	G11874	1	Hex Socket Head Cap Screw, 1/4"-20 x 1/2"
6	GD35340	1	Chain Latch Pin
7	G10671	1	Hairpin Cotter, 3/16" x 3 1/4"
8	G11396	6	Flat Washer, 1 1/4" SAE
9	G10157	1	Lock Nut, 1 1/4"-7
10	G11290	1	Hex Head Cap Screw, 1 1/4"-7 x 5"

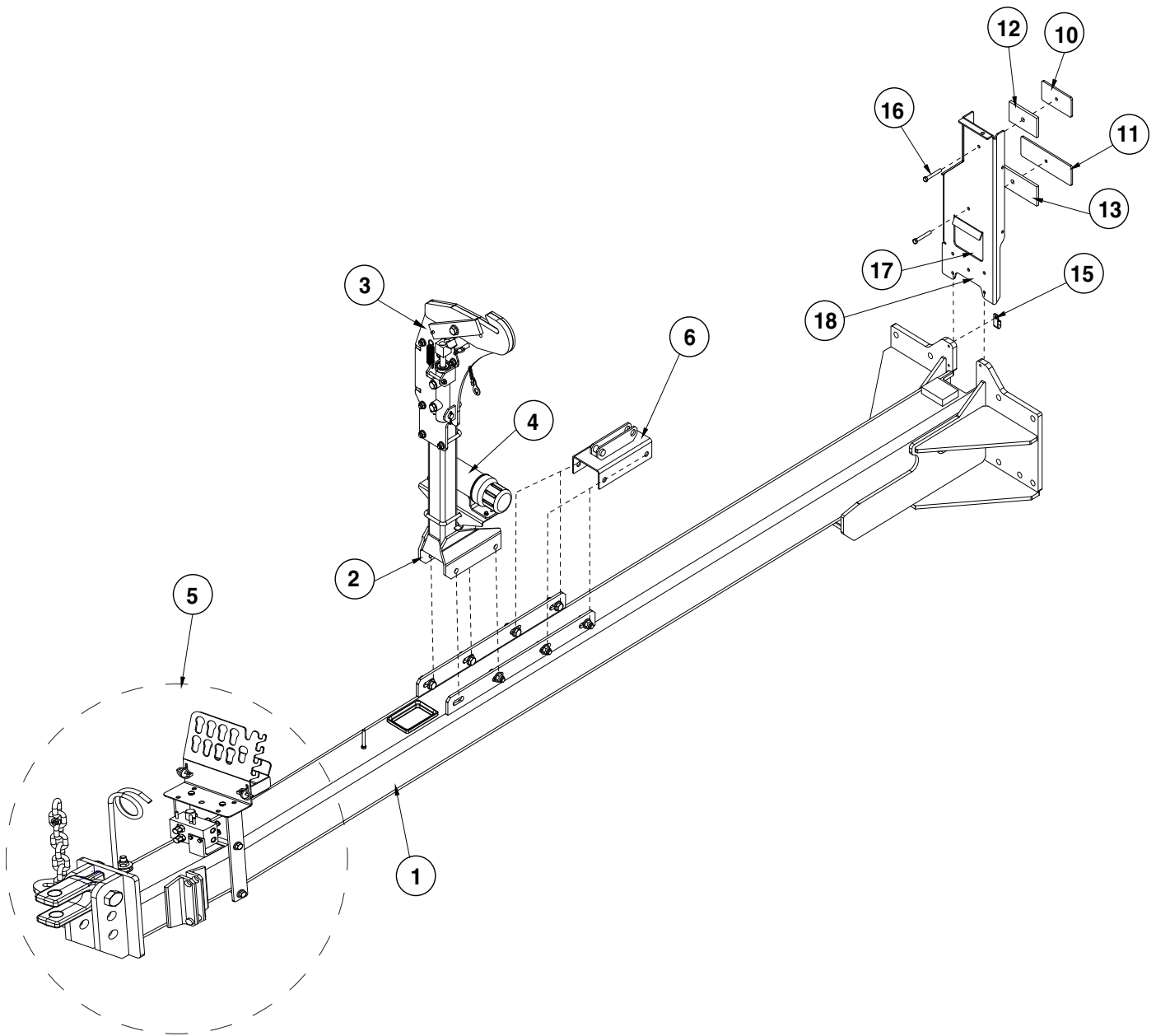
This page left blank intentionally.

(IP1012/A12406)



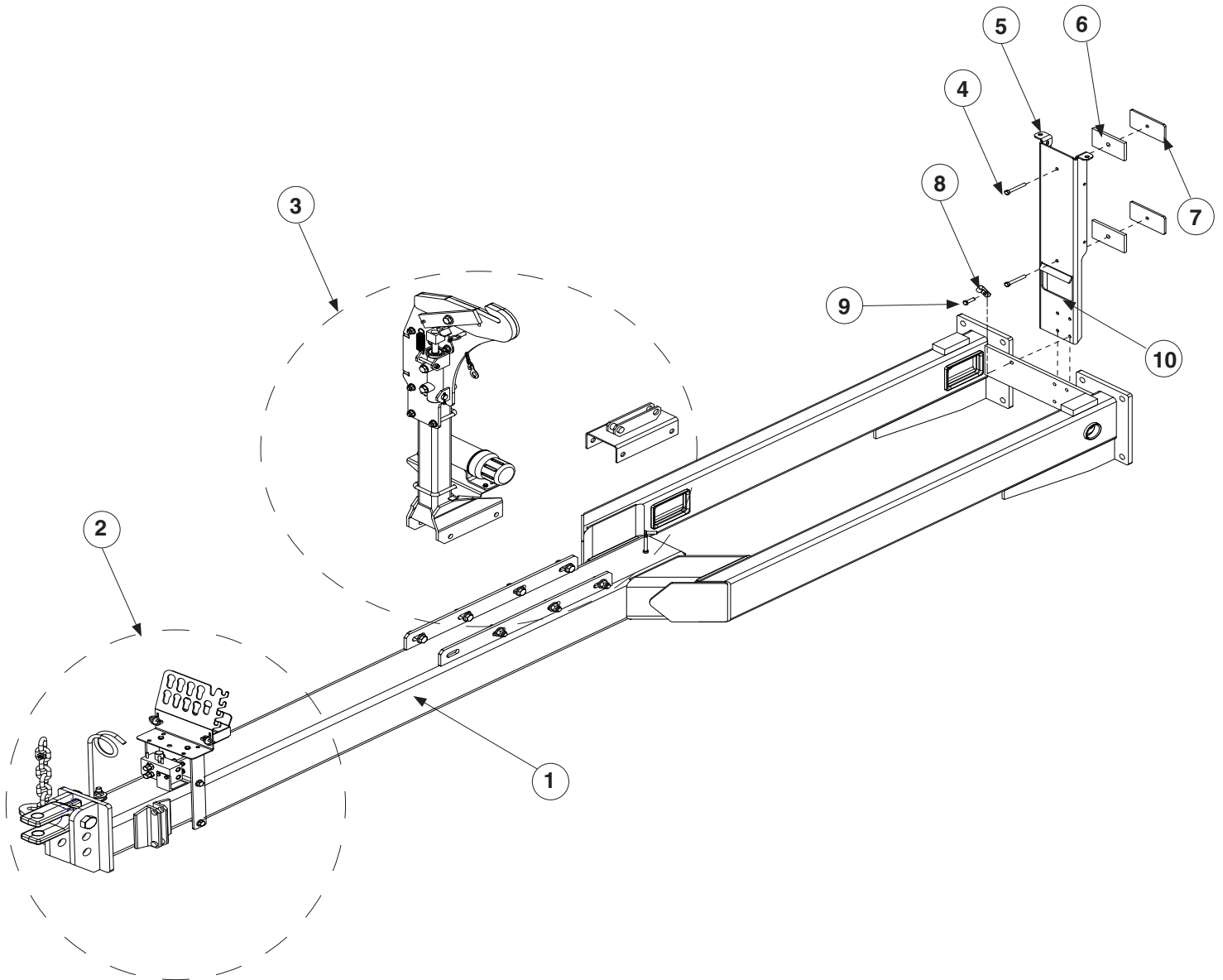
ITEM	PART NO.	QTY.	DESCRIPTION
1	GA13665	1	Hitch Pivot
2	GA13783	1	Pivot Mount
3	G10169	2	Hex Head Cap Screw, 1 1/4"-7 x 6"
	G10157	2	Lock Nut, 1 1/4"-7
4	GA12163	1	Pin, 13 3/8"
	GD15725	1	Washer, 4" O.D. x 2 1/4" I.D. x 1/4"
5	GD17245	1	Washer, 4" O.D. x 1 1/32" I.D. X 3/8"
	G11223	1	Hex Head Cap Screw, 1"-8 x 2"
	G10118	1	Lock Washer, 1"
6	GD15100	1	Pivot Lock
	G10230	1	Lock Washer, 5/8"
	G10217	1	Washer, 5/8" USS
	G10005	1	Hex Head Cap Screw, 7/8"-11 x 1 3/4"
7	GD16226	1	Sleeve, 3" O.D. x 1 25/32" x 29/32" Thick
	GD16303	2	Washer, 3" O.D. x 1 25/32" x 1/4" Thick
8	GA13673	1	Pivot Pin
9	GA11079	2	Hammer Strap, Category 3 And 3N
	G10007	2	Hex Head Cap Screw, 5/8"-11 x 1 1/2"
	G10230	2	Lock Washer, 5/8"
10	GA12164	1	Hitch Bar
11	GD19468	1	Tapped Bar

(A25739)



ITEM	PART NO.	QTY.	DESCRIPTION
1	GA25723	1	T-Hich
2	GA6418	1	Transport Post
	G10008	1	Hex Head Cap Screw, 5/8"-11 x 2"
	G11391	16	Flat Washer, 5/8" SAE
	G10107	9	Lock Nut, 5/8"-11
3	See "Transport Catch Assembly" on page P87		
4	See "Manual Canister Bracket" on page P88		
5	See "Hitch/Safety Chain" on page P76		
6	GA6404	1	Jack Storage Mount
10	GD34015	1	Hose Plate Clamp
11	GD35724	1	Plate Hose Clamp
12	GD8189	1	Rubber Strip, 3/8"
13	GD35725	1	Rubber Strip 3/8"
15	GD17161	1	Double Insulated Clamp
16	G11847	2	Bolt 3/8"-16x2-3/4"
	G10108	2	Lock Nut, 3/8"-16
17	G4425-02	1	Edge Molding, 3/16" x 15"
18	G4425-03	1	Edge Molding, 3/16" x 4.5"
	G11124	4	Hex Serrated Flange Cap Screw, 3/8"-16 x 1"

(A25738)

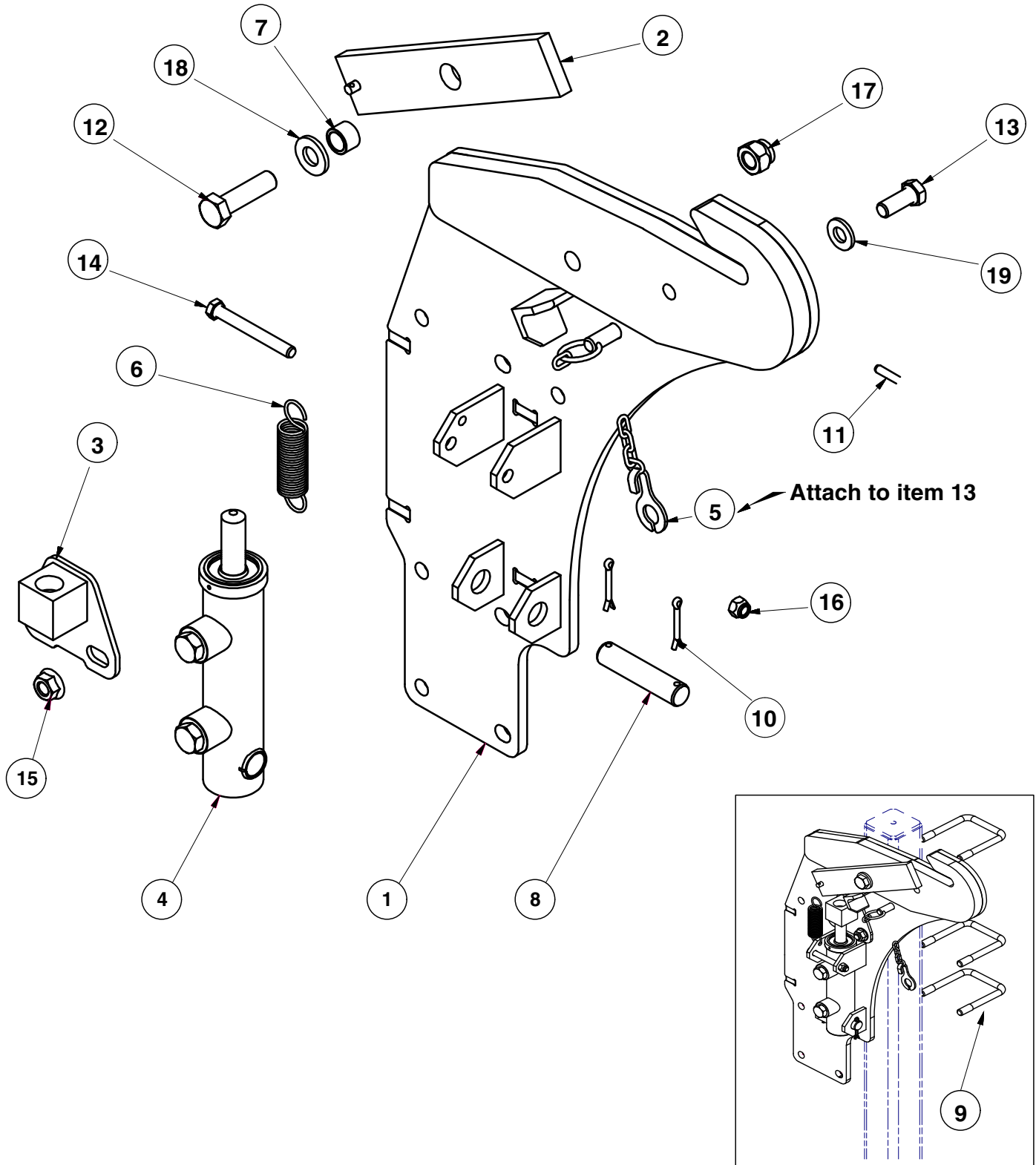


ITEM	PART NO.	QTY.	DESCRIPTION
1	G11847	2	Bolt 3/8"-16x2-3/4"
2	See "Hitch/Safety Chain" on page P76		
3	See "T-Hitch Assembly" on page P82		
4	G11847	2	Bolt 3/8"-16x2-3/4"
5	GA24422	1	Hydraulic Hose Tray
6	GD8189	2	Rubber Strip, 3/8"
7	GD34015	2	Hose Plate Clamp
8	GD13348	1	Insulated Clamp, 11/16"
9	G10004	5	Hex Head Cap Screw, 3/8"-16 x 1 1/4"
	G11387	1	Hardened Washer, " SAE
	G10108	7	Lock Nut, 3/8"-16
10	G4425-02	1	Edge Molding, 3/16" x 15"

Y-Hitch Assembly

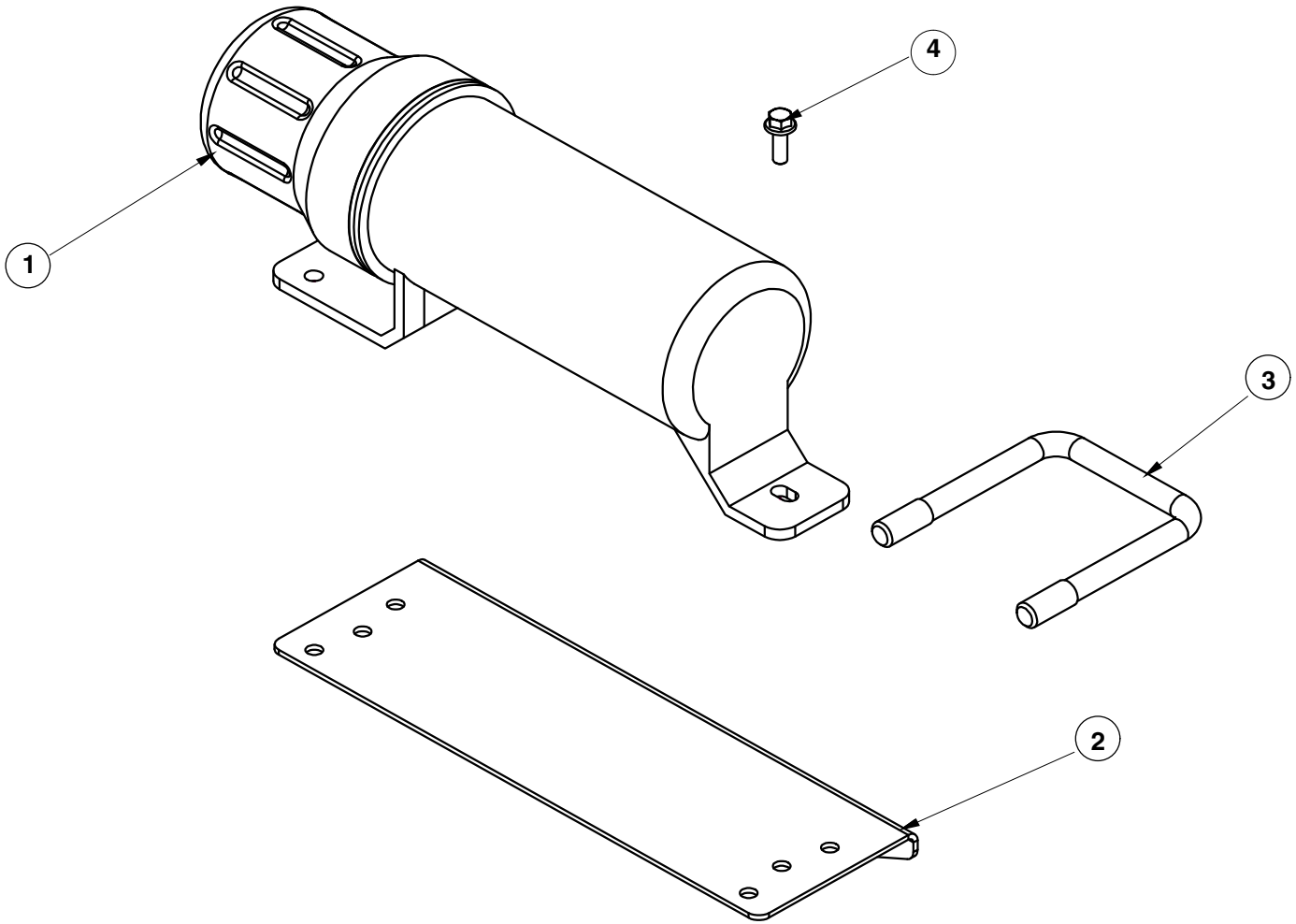
This page left blank intentionally.

(A26076)



ITEM	PART NO.	QTY.	DESCRIPTION
1	GA25922	1	Transportation Catch
2	GA6422	1	Catch Bar
3	GA25722	1	Rod Guide
4	GA9559	1	Cylinder Complete, 1 1/2" x 2 1/2" (Part Number Stamped On Barrel)
5	GA7022	1	Detent Pin W/Chain
6	GD5857	1	Spring
7	GB0218	1	Bushing, 21/32" I.D. x 7/8" O.D. x 19/32" Long
8	GD7137	1	Pin, 3/4" x 3 3/8"
9	GD4743	3	U-Bolt, 3" x 3" x 1/2"-13
10	G10457	2	Cotter Pin, 5/32" x 1 1/2"
11	G10765	1	Spring Pin, 1/4" x 1"
12	G10006	1	Hex Head Cap Screw, 5/8"-11 x 2 1/4"
13	G10037	1	Hex Head Cap Screw, 1/2"-13 x 1 1/4"
14	G10809	1	Hex Head Cap Screw, 3/8"-16 x 3 1/4"
15	G10071	7	Serrated Flange Nut, 1/2"-13
16	G10108	1	Lock Nut, 3/8"-16
17	G10107	1	Lock Nut, 5/8"-11
18	G11391	1	Flat Washer, 5/8" SAE
19	G11389	1	Flat Washer, 1/2" Plated SAE

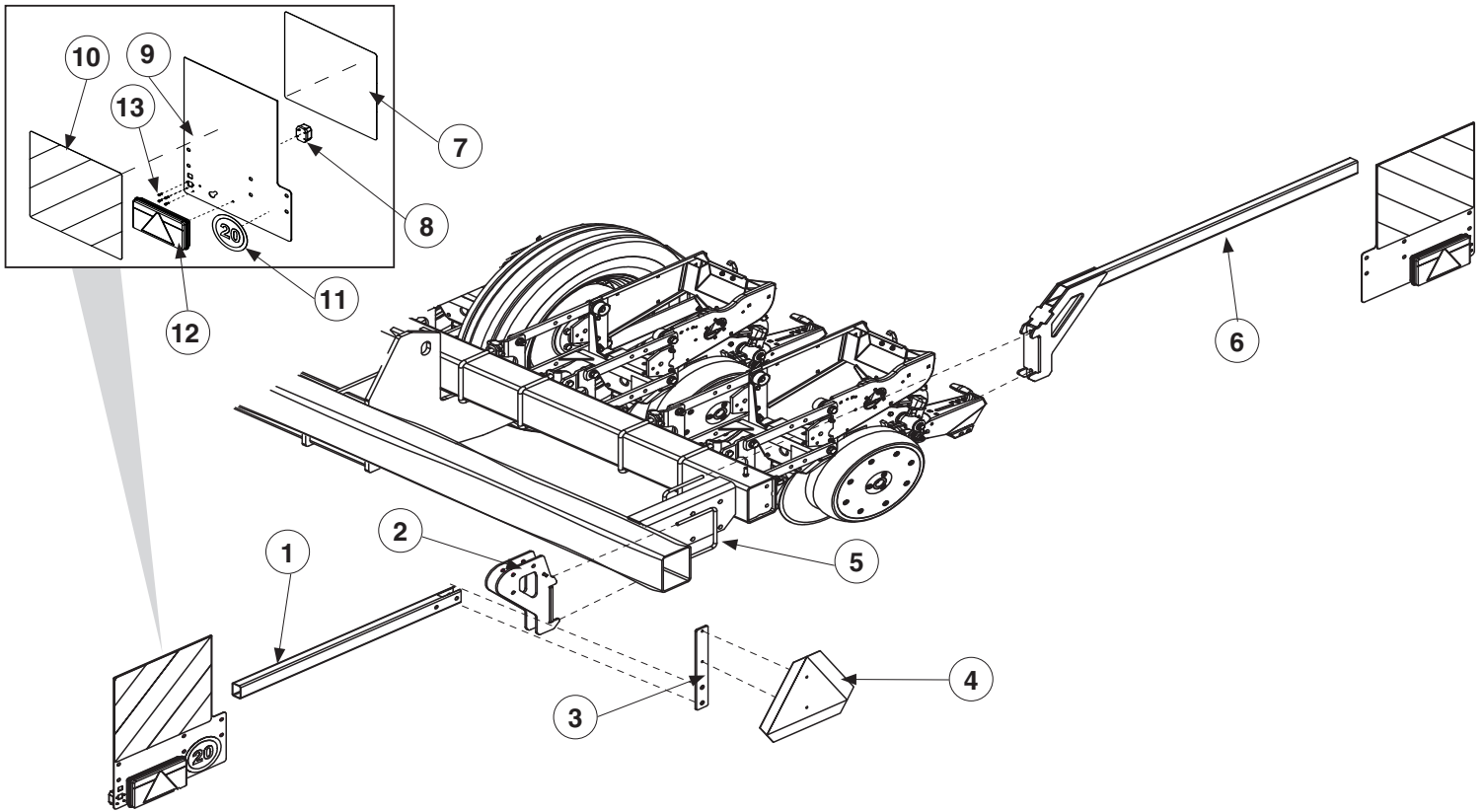
(A25890)



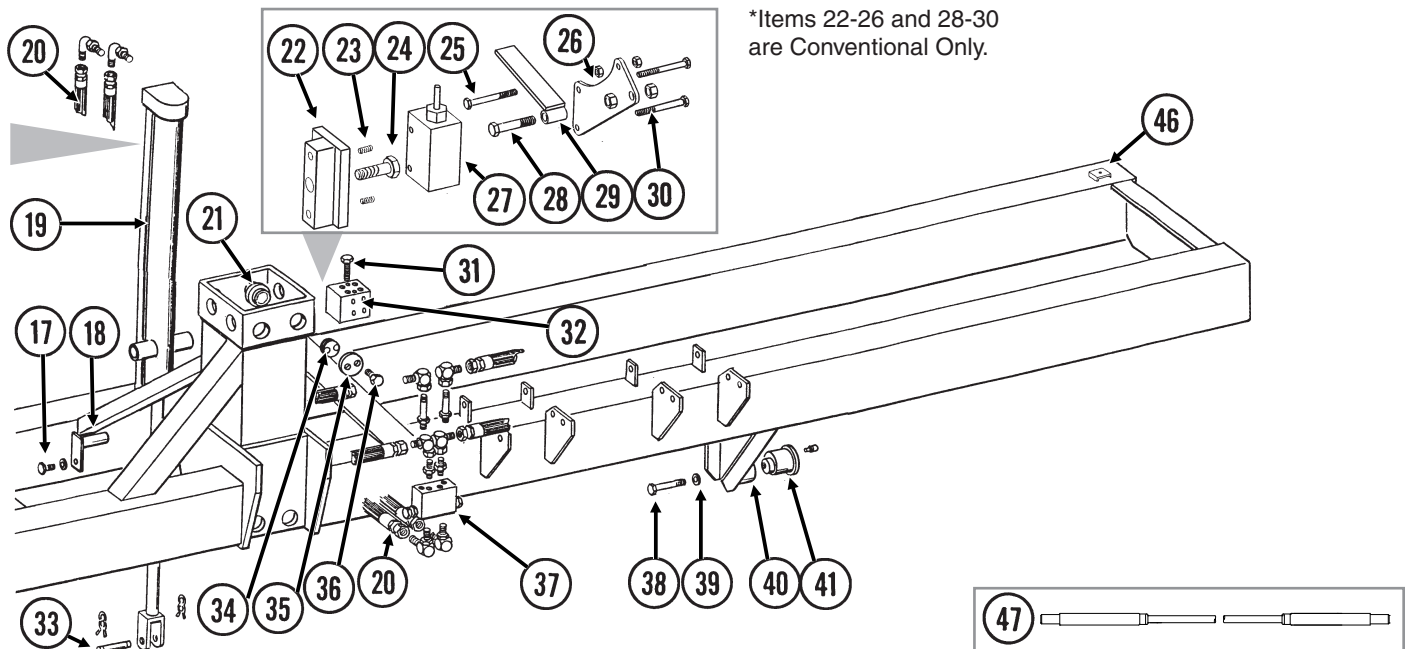
ITEM	PART NO.	QTY.	DESCRIPTION
1	GA15422	1	Operator's Manual Canister
2	GD22686	1	Manual Canister Bracket
3	GD4743	1	U-Bolt, 3" x 3" x 1/2"-13
	G10071	2	Serrated Flange Nut, 1/2"-13
4	G11166	3	Hex Socket Flange Cap Screw, 1/4"-20 x 3/4"
	G11320	3	Lock Nut, 1/4"-20, Grade B

This page left blank intentionally.

(A25915)



ITEM	PART NO.	QTY.	DESCRIPTION
1	GD35743	1	Tube
	GD13287	2	U-Bolt, 1 1/2" x 2 1/2" x 1/2"-13
	G10071	4	Serrated Flange Nut, 1/2"-13
2	GA25905	1	Light Bracket (LH)
	G10397	2	Hex Head Cap Screw, 1/2"-13 x 2 3/4"
	G11389	2	Flat Washer, 1/2" Plated SAE
	G10071	2	Serrated Flange Nut, 1/2"-13
3	GD35729	1	Mounting Bracket
	G10071	2	Serrated Flange Nut, 1/2"-13
	GD13287	1	U-Bolt, 1 1/2" x 2 1/2" x 1/2"-13
4	GD2199	1	SMV Sign
	G10064	2	Hex Head Cap Screw, 1/4"-20 x 1"
	G10621	2	Serrated Flange Nut, 1/4"-20
5	GD11721	2	U-Bolt, 5" x 7" x 1/2"-13
	G11389	4	Flat Washer, 1/2" Plated SAE
	G10111	4	Lock Nut, 1/2"-13
6	GA25755	1	Light Bracket (RH)
7	G7100-577	1	Reflective decal
8	GA25776	1	Light Assembly
9	GD35713	1	Mounting Light Bracket
10	G7100-577	2	Reflective decal
11	G7100-578	1	Decal 20 km/h
12	GA25775	1	Light Assembly (LH)
	GA25774	1	Light Assembly (RH)
13	G11556	4	Phillips Pan Head Tapping Screw, 6-19 x 1/2"

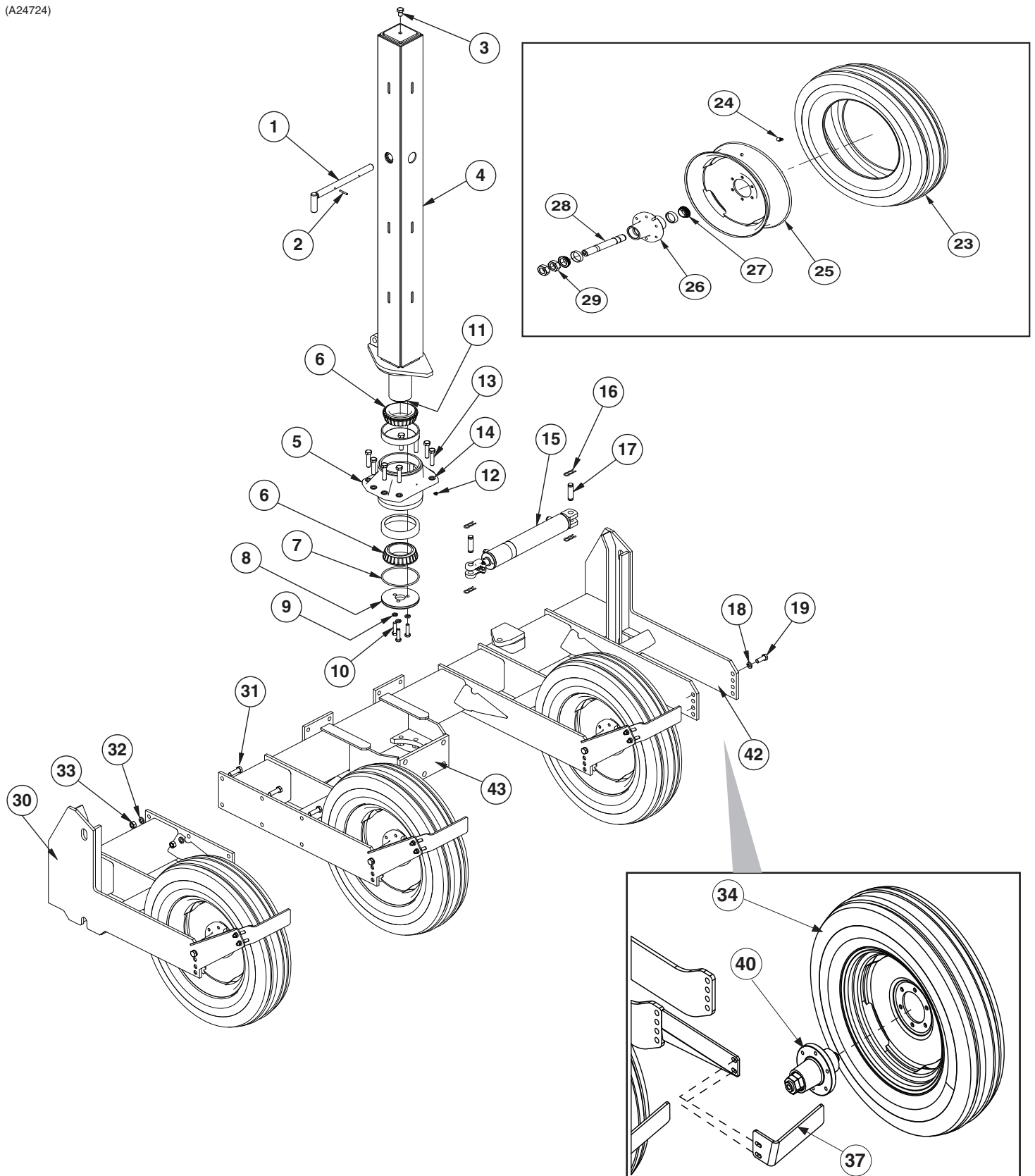


ITEM	PART NO.	QTY.	DESCRIPTION
17	G10037 G10228 G10102	2 2 2	Hex Head Cap Screw, 1/2"-13 x 1 1/4" Lock Washer, 1/2" Hex Nut, 1/2"-13
18	GA5121	2	Pin, 2 1/8"
19	---	-	See "Lift Cylinder, Conventional" on page P116 See "Lift Cylinder, Bulk Fill" on page P118
20	---	-	See "Mechanical Planter Hydraulic System" on page P128 See "Bulk Fill Hydraulic System" on page P132
21	GD9093 GD34081	16 16	Poly Wear Pad, 6 Row Poly Wear Pad, 8 Row
22	GA6850	1	Valve Mount (Conventional Only)
23	G10120	2	Hex Socket Set Screw, 3/8"-16 x 1/2" (Conventional Only)
24	G10005	1	Hex Head Cap Screw, 5/8"-11 x 1 3/4" (Conventional Only)
25	G10638 G10103	1 2	Hex Head Cap Screw, 1/4"-20 x 2" (Conventional Only) Hex Nut, 1/4"-20
26	GD10129	1	Mounting Bracket (Conventional Only)
27	---	-	See "Stroke Limiter Valve, Conventional" on page P122 See "Stroke Limiter Valve, Bulk Fill" on page P121
28	G10048 G10101	1 2	Hex Head Cap Screw, 3/8"-16 x 2" (Conventional Only) Hex Nut, 3/8"-16 (Conventional Only)
29	GA7153	1	Stroke Limiter Arm (Conventional Only)
30	G10403 G10227	2 2	Hex Head Cap Screw, 1/4"-20 x 2 1/2" (Conventional Only) Lock Washer, 1/4" (Conventional Only)
31	G10172 G10108	2 2	Hex Head Cap Screw, 3/8"-16 x 5" Lock Nut, 3/8"-16
32	GD9971	1	Manifold Block
33	GR0375 GR0193	1 2	Pin, 1" x 3 1/2" Hair Pin Clip
34	GB0234	16	Adjustment Plug
35	GB0230	16	Cap
36	G10014	32	Hex Head Cap Screw, 1/2"-13 x 1"

ITEM	PART NO.	QTY.	DESCRIPTION
37	---	-	See "Row Marker Sequencing/Flow Control Valve" on page P123
38	G10026	2	Hex Head Cap Screw, 3/4"-10 x 2"
	G10231	2	Lock Washer, 3/4"
39	GB0409	2	Spring Washer
40	GD10532	2	Sleeve
41	GA6497	2	Cam Follower W/Grease Fitting
	G10640	-	Grease Fitting, 1/4"-28
42	GD13250	1	SMV Bracket
43	---	-	---
44	---	-	---
45	G10006	4	Hex Head Cap Screw, 5/8"-11 x 2 1/4"
	G10230	4	Lock Washer, 5/8"
	G10104	4	Hex Nut, 5/8"-11
46	GD5875	1	Hose Clamp, 9/16" x 2 1/2" x 2"
	G10108	1	Lock Nut, 3/8"-16
47	GA6608	-	Cable Assembly

This page left blank intentionally.

(A24724)



Axle/Pivot and Wheel Assembly

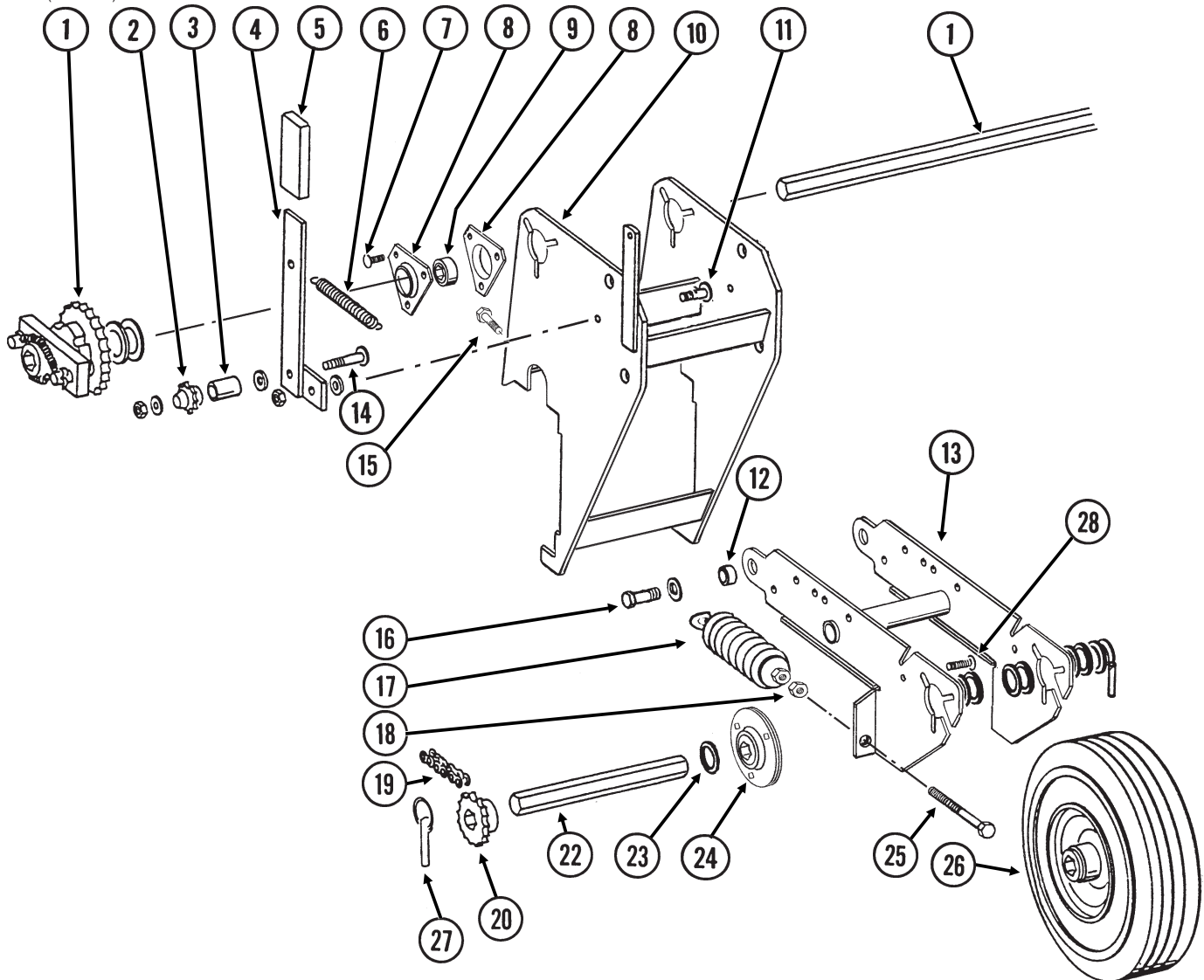
M0291-02

Model 3500

ITEM	PART NO.	QTY.	DESCRIPTION
1	GA6849	1	Safety Lockup Pin
2	G10606	1	Spring Pin, 1/4" x 2"
	G10671	1	Slotted Spring Pin, 3/16" x 3 1/4"
3	G10716	1	Hex Head Cap Screw, 3/4"-10 x 1"
4	GA7543	1	Center Post
5	GA20686	1	Bearing Housing W/Cups, Less Grease Fitting
	GD9121	-	Cup (Included W/GA20686)
6	GA6435	2	Bearing
7	GD9130	1	O-Ring
8	GD9051	1	Bearing Cap
9	G11391	3	Flat Washer, 5/8" SAE
10	G10006	3	Hex Head Cap Screw, 5/8"-11 x 2 1/4"
11	GD9124	4	Shim, .020" Thick (As Required)
	GD9123	4	Shim, .007" Thick (As Required)
	GD9122	4	Shim, .005" Thick (As Required)
12	G10779	1	Grease Fitting, 90°, 1/4"-28
13	G10810	8	Hex Head Cap Screw, 3/4"-10 x 3 1/2", Grade 8
	G10105	8	Hex Nut, 3/4"-10
14	GD2169	16	Special Washer, 25/32" I.D. x 1 1/4" O.D., Hardened
15	GA8911	1	See "Rotation Cylinder" on page P114
16	GR0193	4	Hair Pin Clip
17	GR0375	2	Pin, 1" x 3 1/2"
18	G10231	8	Lock Washer, 3/4"
19	G10026	12	Hex Head Cap Screw, 3/4"-10 x 2"
20	G11314	4	Serrated Flange Nut, 3/4"-10
21	GA24561	4	Mud Scraper Assembly
	G10636	2	Carriage Bolt, 1/2"-13 x 1 1/2" (Included W/GA24561)
	G10071	2	Serrated Flange Nut, 1/2"-13 (Included W/GA24561)
	GD34178	1	Slotted Scrapper (Included W/GA24561)
	GD20456	1	Short Scraper Arm (Included W/GA24561)
22	GR0270	24	Lug Bolt, 9/16"-18
23	GD13401	1	Tire, 7.50" x 20", 8 Ply, Tubeless W/O Center Rib (Specify Brand*)
24	GA7434	1	Valve Stem
25	GA14413	1	Rim, 5.50" x 20"
26	GA24826	1	Hub W/Cups, 6 Bolt
	GR0434	-	Cup (Included W/GA24826)
27	GA24825	2	Bearing
28	GA4693	1	Spindle, W/Round External Retaining Ring, 10 1/2"
	GD11490	-	Round External Retaining Ring (Included W/GA4693)
29	G11081	2	Hex Jam Nut, 1 1/2"-12, Grade 2
30	GA25688	1	Wheel Arm L.H.
31	G10027	14	Hex Head Cap Screw, 3/4"-10 x 2 1/2"
32	G11392	14	Lock Washer, 3/4"
33	G10112	14	Hex Nut, 3/4"-10
34	GA25764	1	Tire and Rim assembly
36	G10231	8	Lock Washer, 3/4"
37	GD34177	4	Mud scraper
	G11815	2	Carriage Bolt, 7/16"-14 x 1-1/2", Grade 8
	G10071	2	Serrated Flange Nut, 1/2"-13
40	GA25719	4	Hub and Spindle assembly
	GR0270	6	Lug Bolt, 9/16"-18
	G10231	2	Lock Washer, 3/4"
	G10026	2	Hex Head Cap Screw, 3/4"-10 x 2"
42	GA25686	1	Wheel Arm R.H.
43	GA26996	1	Wheel Arm (Center)

Specific brand requests will be supplied only as available from current Kinze Repair Parts stock. If a specific brand requested is not in stock, the brand available will be supplied. Different brand tires may have different diameters. Change in tire brand may affect rates. Field checks are recommended after any change in contact tires.

PLA026(TWL5300)

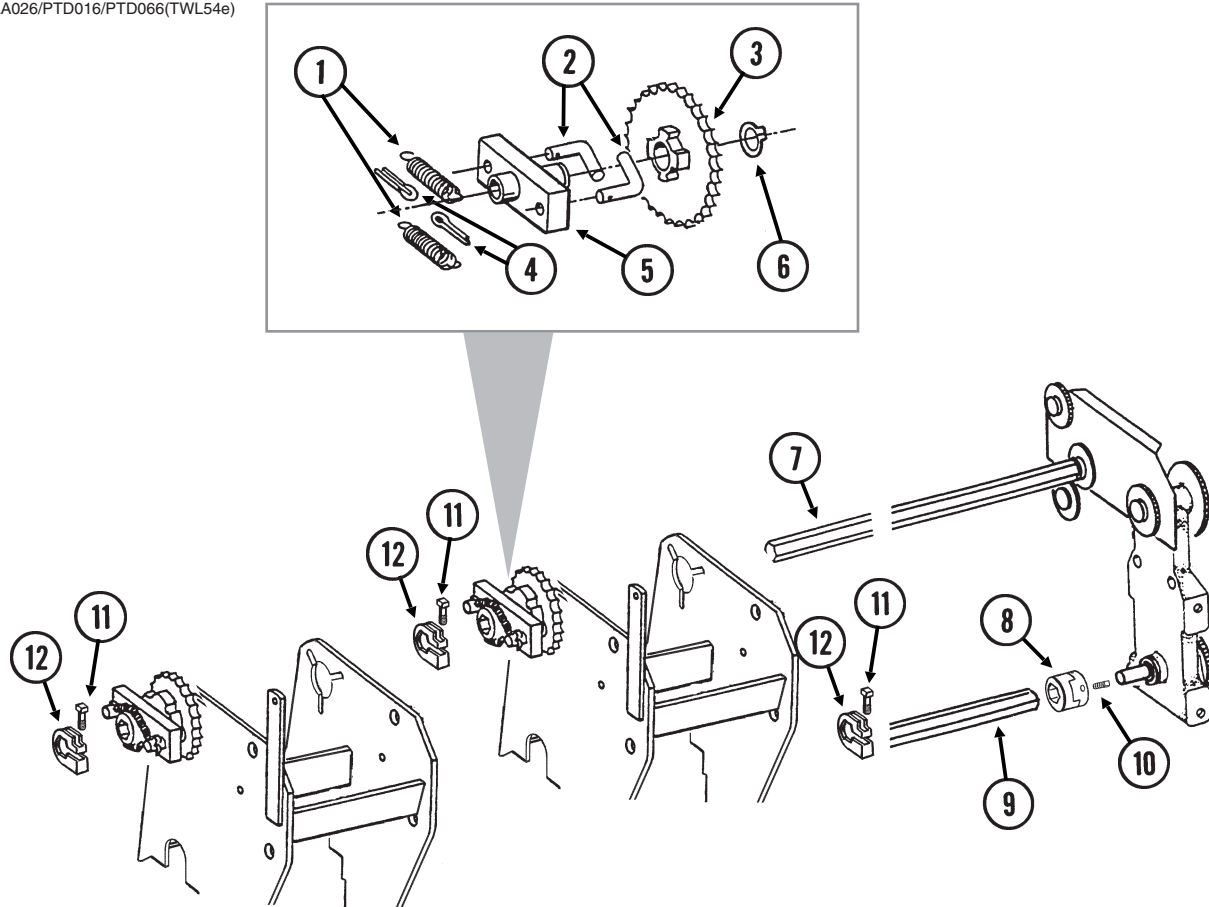


ITEM	PART NO.	QTY. (Per Wheel)	DESCRIPTION
1	---	-	See "Driveline" on page P98
2	GD7426	1	Sprocket, 12 Tooth
3	GD1026	1	Sleeve, 1 ³ / ₁₆ " Long
4	GA5157	1	Idler Arm, L.H.
5	GD5827	1	Cover
6	GD5857	1	Spring
7	G10303	3	Carriage Bolt, 5/16"-18 x 1"
	G10620	3	Serrated Flange Nut, 5/16"-18
8	G3400-01	4	Flangette
9	G2100-03	2	Bearing, 7/8" Hex Bore, Spherical
10	GA26287	1	Hopper Support
11	G10004	1	Hex Head Cap Screw, 3/8"-16 x 1 1/4"
	G10229	1	Lock Washer, 3/8"
	G10370	1	Machine Bushing, 3/8", 22 Gauge
	GD5756	1	Special Nut, 3/8"-16
12	GB0218	2	Bushing, 2 ¹ / ₃₂ " I.D. x 7/8" O.D. x 1 ⁹ / ₃₂ " Long

ITEM	PART NO.	QTY. (Per Wheel)	DESCRIPTION
13	A7369	1	Wheel Arm (Non-Stock Item)(Sub G1K253)
14	G10306	1	Carriage Bolt, 3/8"-16 x 2"
	G11387	-	Flat Washer, 3/8" SAE (As Required)
	G10108	1	Lock Nut, 3/8"-16
15	G10004	2	Hex Head Cap Screw, 3/8"-16 x 1 1/4"
	G10229	2	Lock Washer, 3/8"
	G10101	2	Hex Nut, 3/8"-16
16	G10751	2	Hex Head Cap Screw, 5/8"-18 x 1 3/4"
	G10235	6	Machine Bushing, 7/8", 14 Gauge
	G11391	2	Flat Washer, 5/8" SAE
	G10412	2	Lock Nut, 5/8"-18
17	GA2068	2	Spring W/Plug
18	G10501	2	Hex Jam Nut, 1/2"-13, Grade 2
19	G3310-116	1	Chain, No. 40, 116 Pitch Including Connector Link (Used With 15 And 19 Tooth Sprockets)
	G3310-124	1	Chain, No. 40, 124 Pitch Including Connector Link (Used With 30 Tooth Sprocket)
	GR0912	-	Connector Link, No. 40
20	GA5105	1	Sprocket, 15 Tooth
	GA5107	-	Sprocket, 19 Tooth
	GA5114	-	Sprocket, 30 Tooth
21	G10602	1	Spring Pin, 1/4" x 1 1/2"
22	GD6825-10.5	1	Hex Shaft, 7/8" x 10 1/2" (2 Holes)
23	G10233	6	Machine Bushing, 1 1/2" x 1/32", 10 Gauge
24	GA9846	-	Flanged Bearing, 7/8" Hex Bore
25	G10890	2	Hex Head Adjusting Bolt, 1/2"-13 x 4", Grade 2
26	GA5090	-	Tire And Rim Assembly (Specify Brand*)
	GD5753	1	Tire, 4.10" x 6" (Specify Brand*) (Included W/GA5090)
	GD5752	1	Inner Tube (Included W/GA5090)
27	GD2558	1	Lynch Pin, 1/4"
28	G10303	-	Carriage Bolt, 5/16"-18 x 1"
	G10232	-	Lock Washer, 5/16"
	G10106	6	Hex Nut, 5/16"-18
A	G1K253	-	Contact Wheel Arm Replacement Kit (Items 13, 18, 21, 22, 24, 25, 27 And 28)

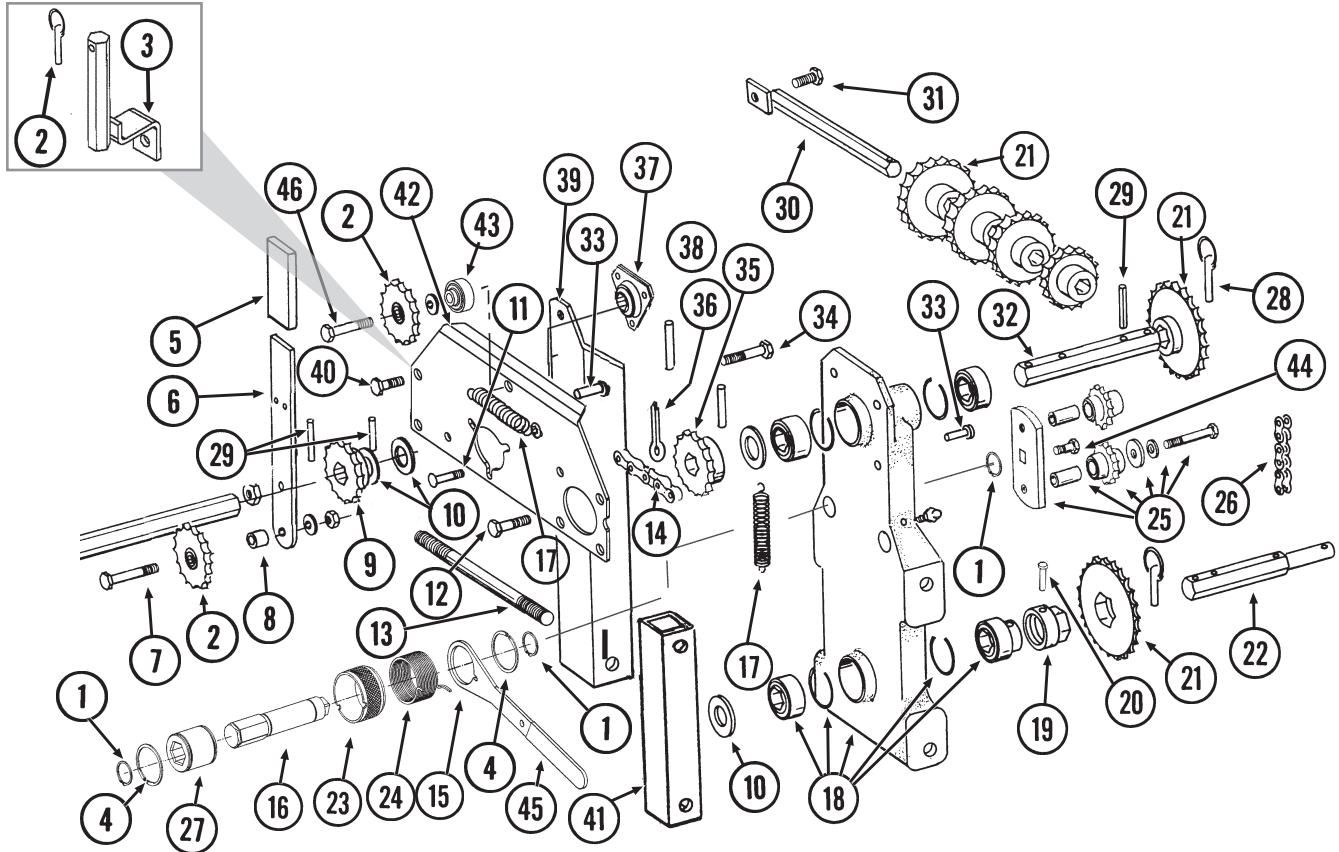
***Specific brand requests will be supplied only as available from current Kinze Repair Parts stock. If a specific brand requested is not in stock, the brand available will be supplied. Different brand tires may have different diameters. Change in tire brand may affect rates. Field checks are recommended after any change in contact tires.**

PTD033/PLA026/PTD016/PTD066(TWL54e)



ITEM	PART NO.	QTY. (Per Planter)	DESCRIPTION
1	GD1256	4	Spring
2	GD1255	4	L-Pin
3	GA5165	2	Sprocket, 30 Tooth
4	G10453	4	Cotter Pin, 3/16" x 1"
5	GA0378	2	Block And Hub Assembly
6	G10430	2	External Retaining Ring, 1 1/4"
7	GD35678	-	Hex Shaft, 7/8" x 98"
8	GB0287	2	Coupler
9	GD0914-210	-	Hex Shaft, 7/8" x 210"
10	G10131	4	Square Head Set Screw, 5/16"-18 x 3/4"
11	G10130	-	Square Head Machine Bolt, 5/16"-18 x 1 3/4"
	G10923	-	Flange Nut, 5/16"-18, No Serration
12	GD11045	-	Lock Clamp
A	GA5164	-	Ratchet/Sprocket Assembly (Items 1-6)
B	G1K269	-	Lock Clamp Kit (Items 11 And 12)

(METR34aa/PT8mmPT8LL)



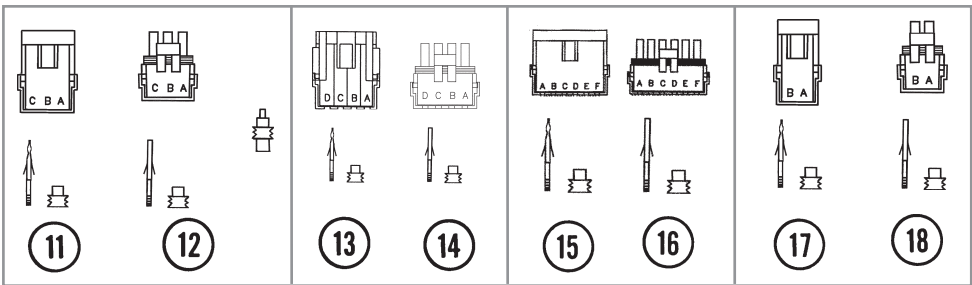
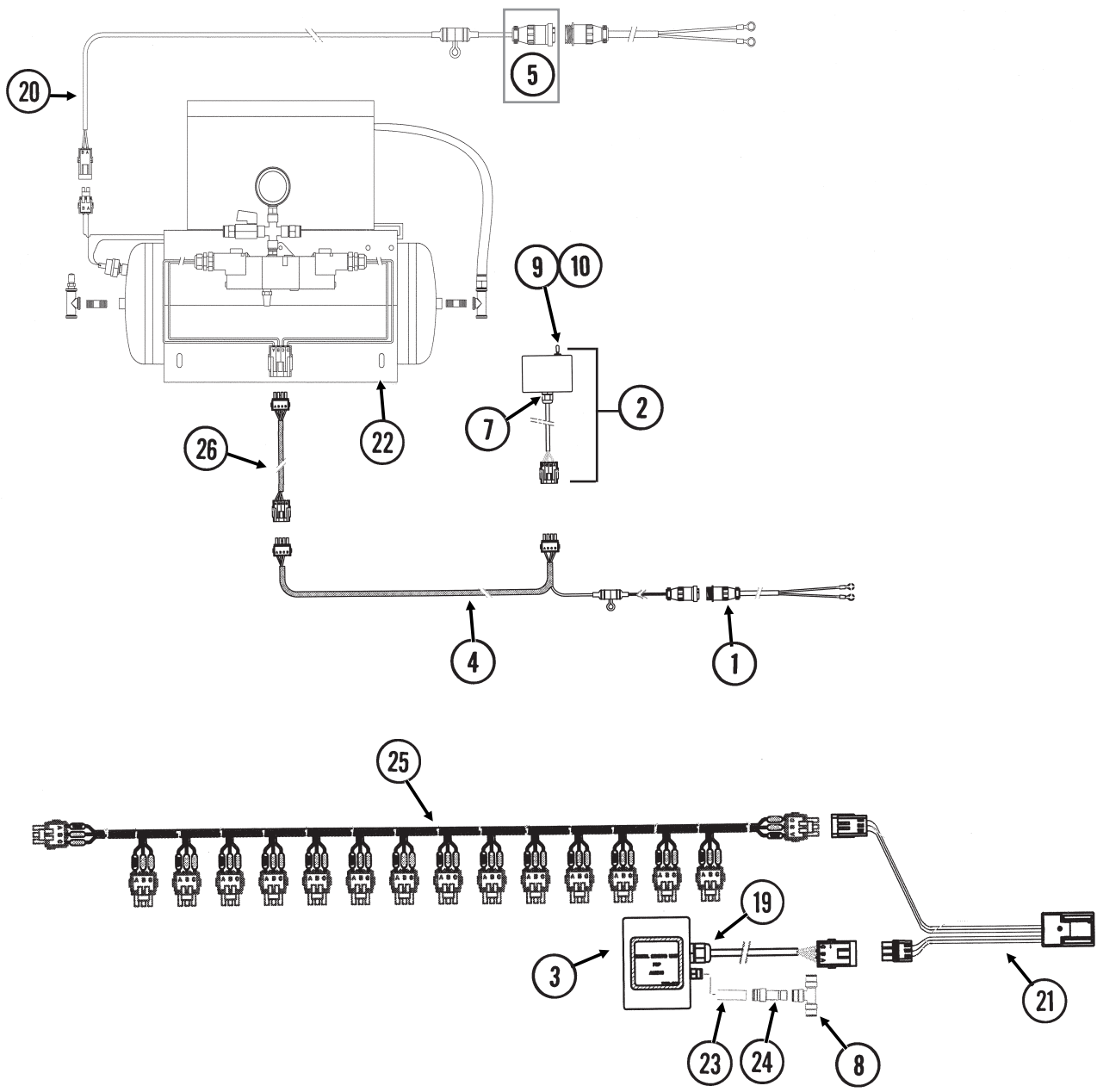
ITEM	PART NO.	QTY.	DESCRIPTION
1	G11075	3	Internal Inverted Snap Ring, 7/8"
2	GD2558	-	Lynch Pin, 1/4"
3	GA12178	1	Sprocket Storage Rod (Vacuum) See Item No. 21 for Sprockets
4	G10496	2	External Inverted Snap Ring, 1 1/2"
5	GD5827	1	Cover
6	GD31450	1	Arm
7	G10053	1	Hex Head Cap Screw, 1/2"-13 x 2 1/2"
	G10128	-	Machine Bushing, 1/2", 14 Gauge (As Required)
	G10228	1	Lock Washer, 1/2"
	G10102	1	Hex Nut, 1/2"-13
8	GD4887-01	1	Sleeve, 1/2" I.D. x 5/8" Long
9	GA5105	1	Sprocket, 15 Tooth
10	G10233	-	Machine Bushing, 1", 10 Gauge
11	G10303	3	Carriage Bolt, 5/16"-18 x 1"
	G10620	3	Serrated Flange Nut, 5/16"-18
12	G10037	3	Hex Head Cap Screw, 1/2"-13 x 1 1/4"
	G10228	3	Lock Washer, 1/2"
	G10102	3	Hex Nut, 1/2"-13
13	G10177	2	Hex Head Cap Screw, 5/8"-11 x 9 1/2"
	G10230	2	Lock Washer, 5/8"
	G10104	2	Hex Nut, 5/8"-11
14	G3310-92	1	Chain, No. 40, 92 Pitch Including Connector Link
	G3310-100	-	Chain, No. 40, 100 Pitch Including Connector Link, Used With Half Rate (2 To 1) Drive Reduction (Mechanical only)
	GR0912	-	Connector Link, No. 40

Continued on the next page.

ITEM	PART NO.	QTY.	DESCRIPTION
15	GD14431	1	Handle
16	GD14427	1	Tightener Shaft, 4 $\frac{7}{8}$ "
17	GD5857	2	Spring
18	GA5629	1	Transmission Plate W/Bearings, Grease Fittings And Retaining Rings
	GA5116	3	Bearing, $\frac{7}{8}$ " Hex Bore, Cylindrical (Included W/GA5629)
	GA5624	1	Special Bearing, $\frac{7}{8}$ " Hex Bore x 1.6" (Included W/GA5629)
	GD6551	4	Ring (Included W/GA5629)
	G10641	-	Grease Fitting, $\frac{1}{8}$ " NPT (Included W/GA5629)
19	GD7127	1	Shear Coupler
20	G10821	1	Clevis Pin, $\frac{3}{16}$ " x 2"
	G10455	-	Cotter Pin, $\frac{1}{16}$ " x $\frac{1}{2}$ "
21	GA5105	1	Sprocket, 15 Tooth
	GA5106	1	Sprocket, 17 Tooth
	GA5107	1	Sprocket, 19 Tooth
	GA5108	2	Sprocket, 23 Tooth
	GA5109	1	Sprocket, 24 Tooth
	GA5110	1	Sprocket, 25 Tooth
	GA5111	1	Sprocket, 26 Tooth
	GA5112	1	Sprocket, 27 Tooth
	GA5113	1	Sprocket, 28 Tooth
22	GD7822	1	Shaft, $\frac{7}{8}$ " x 7"
23	GD19343	1	Release Collar, Gold, R.H.
24	GD14413	1	Torsion Spring, L.H. (Used On R.H. Wrap Spring Wrench)
25	GA7336	1	Idler W/Bolt-On Sprockets
	GD7426	-	Sprocket, 12 Tooth (Included W/GA7336)
	GD1026	-	Sleeve, 1 $\frac{3}{16}$ " Long (Included W/GA7336)
	G11387	-	Flat Washer, $\frac{3}{8}$ " SAE (Included W/GA7336)
	G10229	-	Lock Washer, $\frac{3}{8}$ " (Included W/GA7336)
	G10047	-	Hex Head Cap Screw, $\frac{3}{8}$ "-16 x 1 $\frac{3}{4}$ " (Included W/GA7336)
26	G3310-80	1	Chain, No. 40, 80 Pitch Including Connector Link
	GR0912	-	Connector Link, No. 40
27	GD14432	1	Sleeve, 1 $\frac{1}{4}$ "
28	GD2558	3	Lynch Pin, $\frac{1}{4}$ "
29	G10602	5	Spring Pin, $\frac{1}{4}$ " x 1 $\frac{1}{2}$ "
30	GA5146	1	Sprocket Storage Rod
31	G10017	1	Hex Head Cap Screw, $\frac{1}{2}$ "-13 x 1 $\frac{1}{2}$ "
	G10527	1	Lock Washer, $\frac{1}{2}$ " Internal/External
	G10111	1	Lock Nut, $\frac{1}{2}$ "-13
32	GD5835	1	Shaft, $\frac{7}{8}$ " x 7"
33	G10870	1	Clevis Pin, $\frac{3}{8}$ " x 1"
	G10860	1	Retaining Ring, $\frac{3}{8}$ "
34	G10004	1	Hex Head Cap Screw, $\frac{3}{8}$ "-16 x 1 $\frac{1}{4}$ "
	G10229	1	Lock Washer, $\frac{3}{8}$ "
	G10203	-	Washer, $\frac{3}{8}$ " SAE (As Required)
	GD15538	-	Spacer, $\frac{3}{8}$ " I.D. x $\frac{7}{8}$ " O.D., 7 Gauge
	GD5756	1	Special Nut, $\frac{3}{8}$ "-16
35	GA5106	1	Sprocket, 17 Tooth, Standard Drive (Mechanical)
	GA5108	-	Sprocket, 23 Tooth, (Vacuum)
	GA5202	-	Sprocket, 34 Tooth, Half Rate (2 To 1) Drive Reduction (Mechanical only)
36	G10460	1	Cotter Pin, $\frac{1}{4}$ " x 2"
37	GA7841	1	Bearing, $\frac{7}{8}$ " Hex Bore, Spherical
38	G3400-01	2	Flangette
39	GD5830	1	Angle Support, R.H.

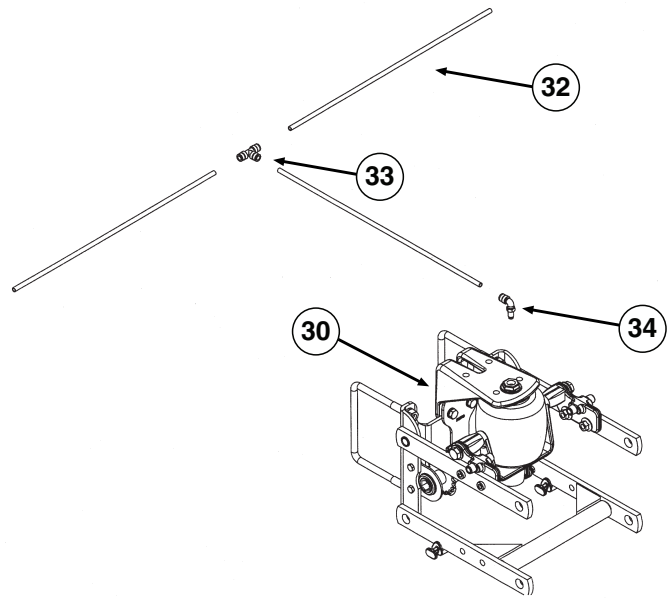
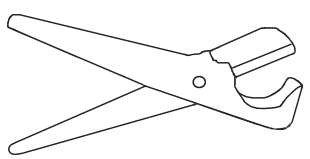
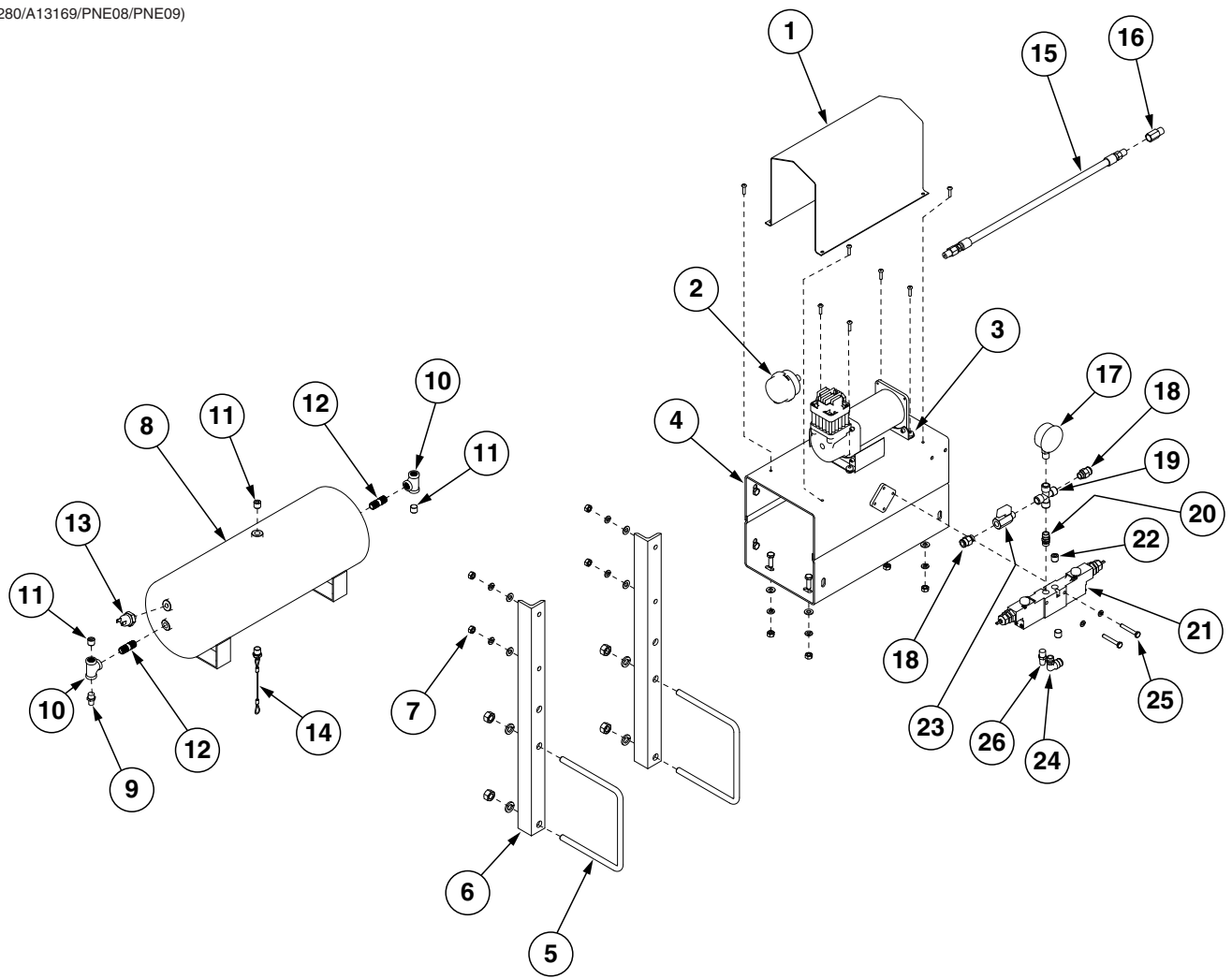
ITEM	PART NO.	QTY.	DESCRIPTION
40	G10017	2	Hex Head Cap Screw, 1/2"-13 x 1 1/2"
	G10228	2	Lock Washer, 1/2"
	G10102	2	Hex Nut, 1/2"-13
41	GD9047	1	Spacer
42	GD16302	-	Reverser Plate
43	GB0259	-	Spacer, 1"
44	G11100	1	Hex Socket Button Head Cap Screw, 1/4"-20 x 1/2", Grade 8
	G10227	1	Lock Washer, 1/4"
	G11453	1	Fender Washer, 1/4"
45	G11078	1	Vinyl Cap
46	G10038	1	Hex Head Cap Screw, 1/2"-13 x 3"
	G10128	-	Machine Bushing, 1/2", 14 Gauge (As Required)
	G10228	1	Lock Washer, 1/2"
	G10102	1	Hex Nut, 1/2"-13
A	G1K378	1	Wrap Spring Wrench Replacement Kit, Gold Collar, R.H. (Items 1, 4, 15, 16, 23, 24, 27, 44, And 45)

(PNE01/MTR27a/ELC27b/MTR45/MTR27t)



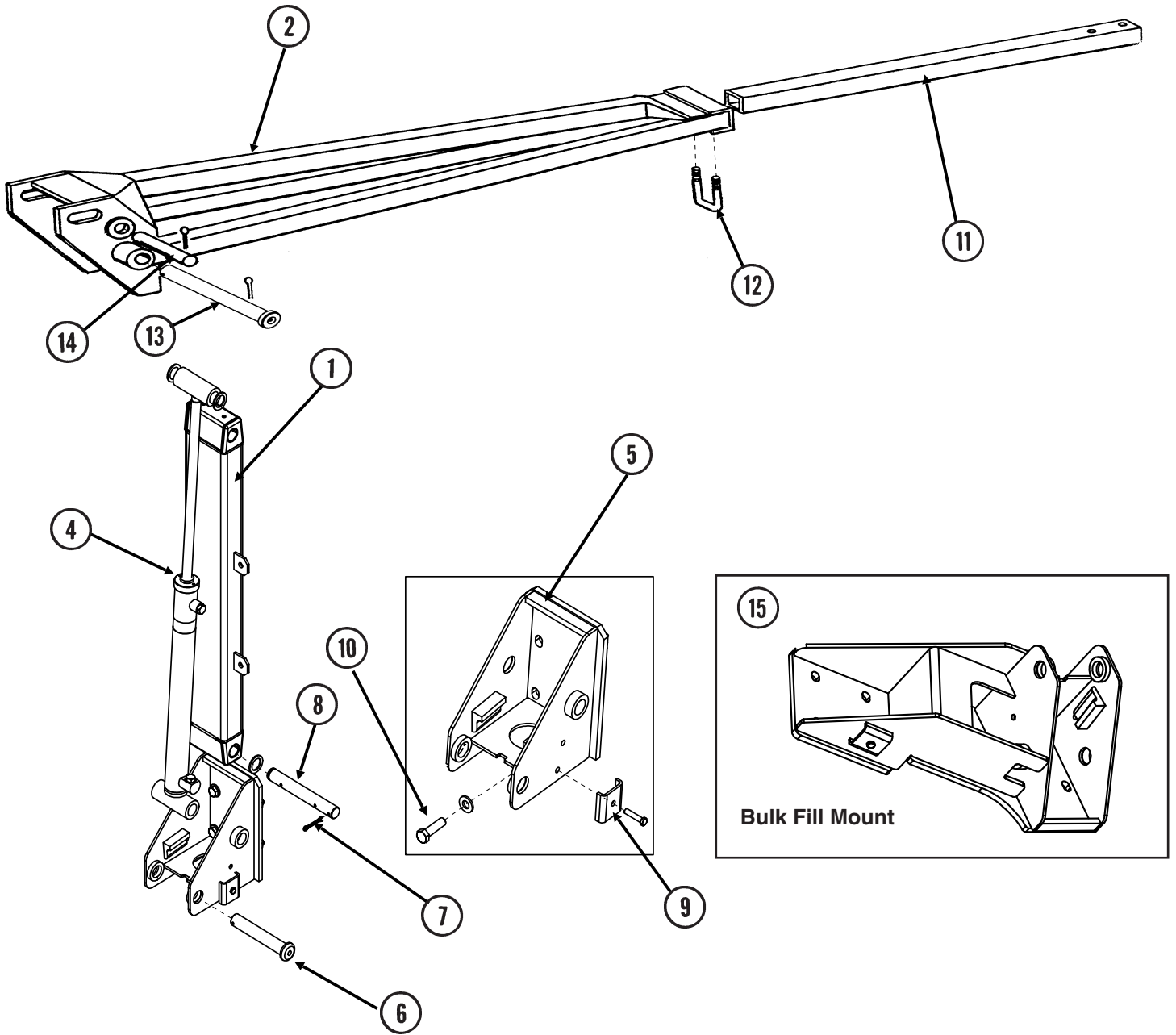
ITEM	PART NO.	QTY.	DESCRIPTION
1	GA17547	2	Power Lead Adapter
2	GA12813	1	Control Console Assembly
3	GA14846	1	Sending Unit
4	GA13944	1	Wiring Harness W/Fuse Holder And Fuse, 206"
	GD14258	-	Fuse Holder (Included W/GA12645)
	GD14660	-	Fuse, 2 Amp Delay Action (Included W/GA12645)
5	G1K268	-	Console Cable Connector Kit, Includes: (1) 3-Pin Connector, (1) Cable Clamp, (1) Lock Ring, (3) Female Terminal Pins
6	---	-	---
7	GA9963	1	Strain Relief
8	GD18010	1	Tee, 3/8" Tube Union
9	GR1363	1	Hex Face Nut, 15/32"-32
10	GA6978	1	Switch, 3 Position Toggle, ON-OFF-ON
11	G1K248	-	3-Pin Female Connector Kit (Black), Includes: (3) 3-Pin Female Housings, (9) Pin Contacts, (9) Seals
12	G1K252	-	3-Pin Male Connector Kit (Black), Includes: (3) 3-Pin Male Housings, (9) Socket Contacts, (9) Seals
13	GA8328	-	4-Pin Female Connector Kit, Includes: (1) 4-Pin Female Housing, (4) Pin Contacts, (4) Seals
14	GA8329	-	4-Pin Male Connector Kit, Includes: (1) 4-Pin Male Housing, (4) Socket Contacts, (4) Seals
15	G1K396	-	6-Pin Female Connector Kit (Black), Includes: (3) 6-Pin Female Housings, (18) Pin Contacts, (18) Seals
16	G1K395	-	6-Pin Male Connector Kit (Black), Includes: (3) 6-Pin Male Housings, (18) Socket Contacts, (18) Seals
17	G1K321	-	2-Pin Female Connector Kit (Black), Includes: (3) 2-Pin Female Housings, (6) Pin Contacts, (6) Seals
18	G1K320	-	2-Pin Male Connector Kit (Black), Includes: (3) 2-Pin Male Housings, (6) Socket Contacts, (6) Seals
19	GA9964	2	Strain Relief
20	GA16391	1	Compressor Harness, 40'
21	GA12812	1	Hall Effect Adapter
22	---	-	See "Pneumatic Down Pressure Air Compressor, Dual Solenoid Assembly, Tubing, and Fittings" on page P104
23	GD17151-06	1	Nylon Tubing, 1/4" O. D. x 1 1/2"
24	GD18796	1	Reducer, 3/8" To 1/4"
25	---	-	See "KPM III Electronic Seed Monitor" on page P146
26	GA12858	1	Wiring Harness, 60'

(IP1280/A13169/PNE08/PNE09)



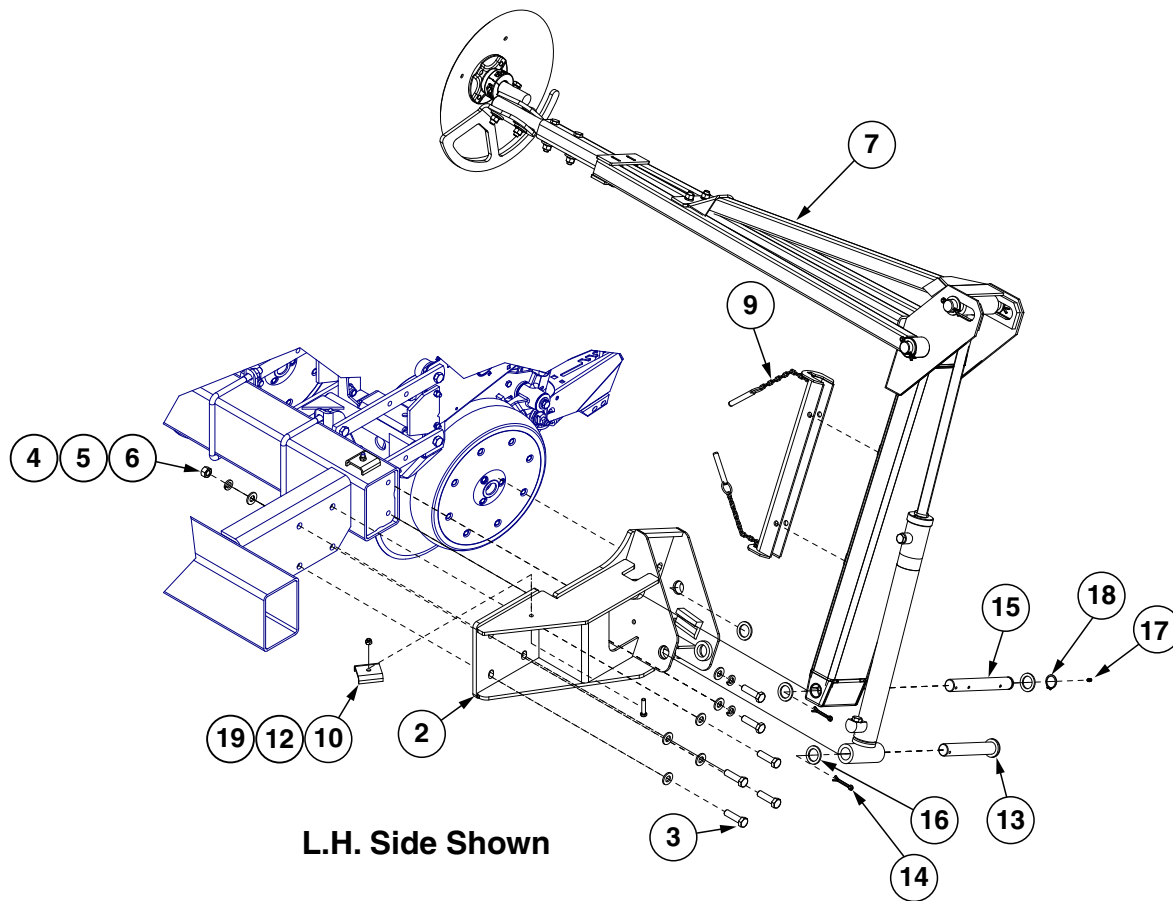
ITEM	PART NO.	QTY.	DESCRIPTION
1	GD18112	1	Cover
	G11066	8	Phillips Pan Head Machine Screw, No. 10-24 x ¾", Stainless Steel
	G10992	8	Serrated Flange Nut, No. 10-24
2	GA14127	1	Filter Assembly
	GR1943	1	Filter (Included W/GA14127)
3	GA22273	1	Air Compressor
	G11066	4	Phillips Pan Head Machine Screw, No. 10-24 x ¾", Stainless Steel
	G10992	4	Serrated Flange Nut, No. 10-24
4	GA12358	1	Mount
	G10019	4	Hex Head Cap Screw, ⅝"-18 x 1"
	G10232	4	Lock Washer, ⅝"
	G11386	4	Flat Washer, ⅝" SAE
	G10106	4	Hex Nut, ⅝"-18
	5	GD11721	2
5	G10228	4	Lock Washer, ½"
	G10102	4	Hex Nut, ½"-13
6	GD18119	2	Compressor Mount
7	G10106	4	Hex Nut, ⅝"-18
	G10232	4	Lock Washer, ⅝"
	G11386	4	Flat Washer, ⅝" SAE
	G10019	4	Hex Head Cap Screw, ⅝"-18 x 1"
8	GA11988	1	Tank, 3 Gallon
9	GA13512	1	Valve Stem, ¼" NPT
10	GD19237	2	Tee, ¼" NPT
11	GD17156	3	Plug, ¼" NPT
12	GD19238	2	Nipple, ¼" NPT
13	GR1778	1	Pressure Switch
14	GA11991	1	Drain, ¼" NPT
15	GR1951	1	Leader Hose without Check Valve
16	GR1921	1	Check Valve
17	GA12104	1	Pressure Gauge
18	GD17141	2	Connector, ¼" Male
19	GD18078	1	Female Cross, ¼" NPT
20	GD17154	1	Connector, ¼" Male
21	GA22793	1	Dual Solenoid Assembly
22	GD17156	2	Plug, ¼" NPT
23	GA11992	1	Shutoff Valve, ¼" NPT
24	GD17143	1	Swivel Elbow, ¼" NPT x ⅜"
25	G10040	2	Hex Head Cap Screw, ¼"-20 x 1¾"
	G10227	2	Lock Washer, ¼"
26	GA11997	1	Breather, ¼" NPT
27	---	-	---
28	---	-	---
29	GA13169	1	Tube Cutter W/Blade
	GR1843	-	Blade
30	See "Parallel Arms, Mounting Support Plate, and Pneumatic Down Pressure Package Option" on page P4		
31	GD18274	-	Tee, ⅜" x ⅛" NPT Extended, Push Row Unit
32	GD17150-01	-	Nylon Tubing, ⅜" O.D. x 32', 6 Row Pull Row Units
	GD17150-02	-	Nylon Tubing, ⅜" O.D. x 44', 8 Row Pull Row Units
	GD17150-11	-	Nylon Tubing, ⅜" O.D. x 28', 5 Row Push Row Units
	GD17150-10	-	Nylon Tubing, ⅜" O.D. x 40', 7 Row Push Row Units
	GD17150-12	-	Nylon Tubing, ⅜" O.D. x 5', Even-Row Push Row Unit
33	GD18010	-	Tee, ⅜" Tube Union
34	GD18011	-	Elbow, ⅜" x ⅛" NPT Extended
35	GR2233	-	Vibration Isolator Gromet, 4 Pack
A	GA12626	1	Air Compressor Assembly (Items 1-4, 8-14)
B	GA22793	-	Valve Seal Kit

(A25727)



ITEM	PART NO.	QTY. (Per Marker)	DESCRIPTION
1	GA25761	1	Marker, First stage
	GD11751	4	Steel Bushing, 1" Wide
2	GA25919	1	Ar, Second Stage
4	GA21158	1	Hydraulic Cylinder 2x20-1-16
5	GA6859	1	Mount, L.H.
6	GD15386	1	Pin, 1 1/4" x 7 5/8"
7	G10460	2	Cotter Pin, 1/4" x 2"
8	GD21143	1	Marker Pin, 1 1/4" x 9 1/2"
	G10159	3	Washer, 1", 10 Gauge (.1345")
	G11400	1	Retaining Ring, 1 1/4"
	G10640	1	Grease Fitting, 1/4"-28
9	GD5875	1	Hose Clamp, 9/16" x 2 1/2" x 2"
	G10047	1	Hex Head Cap Screw, 3/8"-16 x 1 3/4"
	G10108	1	Lock Nut, 3/8"-16
10	G10006	4	Hex Head Cap Screw, 5/8"-11 x 2 1/4"
	G10230	4	Lock Washer, 5/8"
11	GD0453-02	1	Extension Tube, 40"
12	GD2721	1	U-Bolt, 2" x 2" x 1/2"-13
	G10102	4	Hex Nut, 1/2"-13
	G10228	4	Lock Washer, 1/2"
13	GD21142	1	Marker Pin, 1 1/4" x 13/16"
	G10640	1	Grease Fitting, 1/4"-28
	G10159	4	Washer, 1", 10 Gauge (.1345")
	G11400	1	Retaining Ring, 1 1/4"
	G10460	1	Cotter Pin, 1/4" x 2"
14	G10159	4	Washer, 1", 10 Gauge (.1345")
	G10460	2	Cotter Pin, 1/4" x 2"
	GD2161	1	Pin, 1 1/4" x 8 1/4"
15	GA25726	1	Marker Mount, RH
	GA24513	1	Marker Mount, LH
	G10006	1	Hex Head Cap Screw, 5/8"-11 x 2 1/4"
	G11391	10	Flat Washer, 5/8" SAE
	G10230	6	Lock Washer, 5/8"
	G10104	4	Hex Nut, 5/8"-11

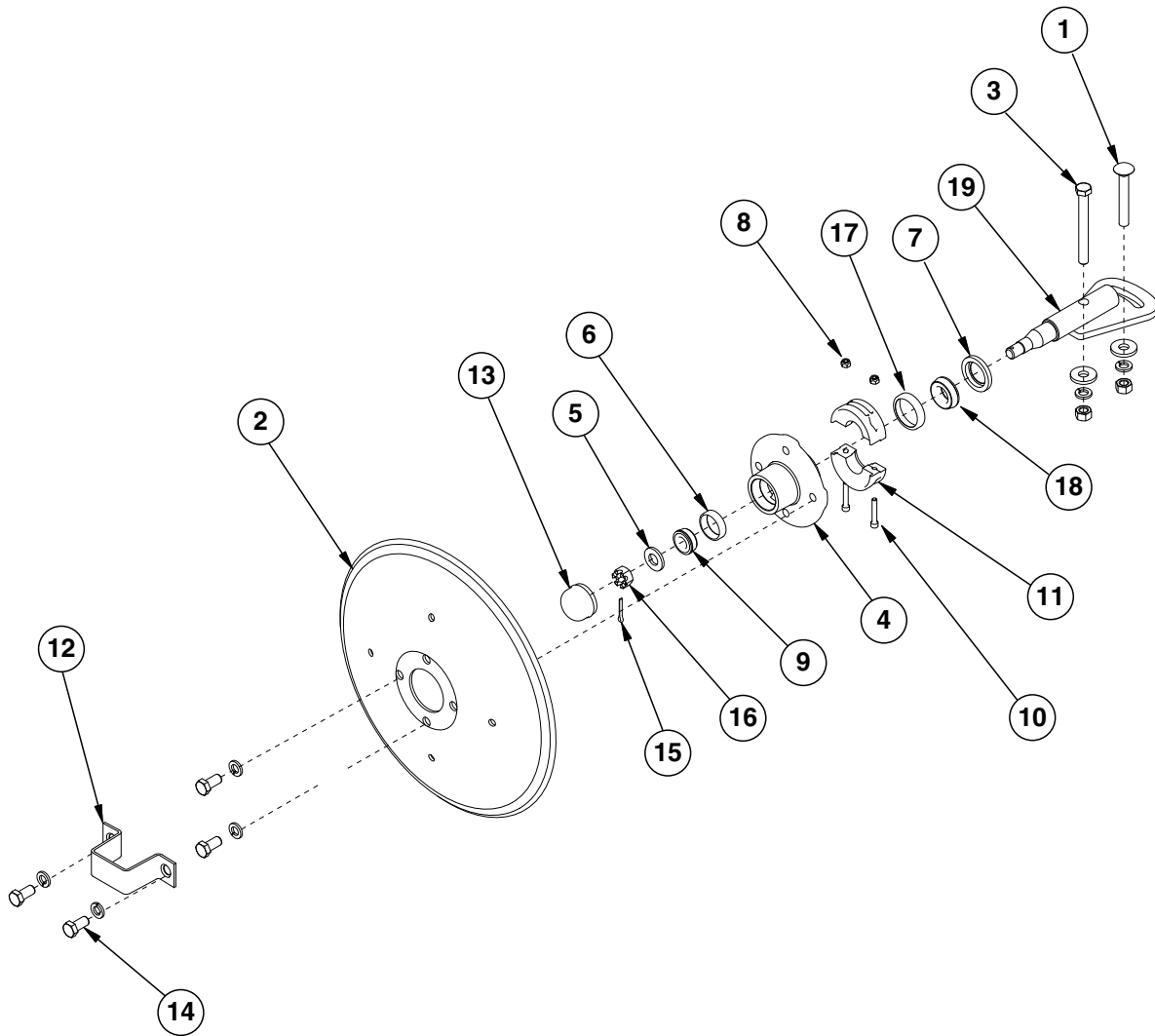
(A24450)



ITEM	PART NO.	QTY.	DESCRIPTION
1	---	-	---
2	GA24511	1	Marker Mount, R.H.
	GA24513	1	Marker Mount, L.H.
3	G10006	12	Hex Head Cap Screw, 5/8"-11 x 2 1/4"
4	G11391	20	Flat Washer, 5/8" SAE
5	G10230	12	Lock Washer, 5/8"
6	G10104	8	Hex Nut, 5/8"-11
7	---	-	See "Row Marker Assembly, Two-Fold Low Profile, (Conventional)" on page P106
9	GA24754	2	Safety Lockup W/Detent Pins, 19 3/8"
	G10536	2	Detent Pin, 1/2" x 2 1/2" (Included W/GA24754)
10	GD5875	4	Hose Clamp, 9/16" x 2 1/2" x 2"
12	G10108	4	Lock Nut, 3/8"-16
13	GD15386	2	Pin, 1 1/4" x 7 5/8"
14	G10460	4	Cotter Pin, 1/4" x 2"
15	GD21143	2	Marker Pin, 1 1/4" x 9 1/2"
16	G11334	8	Washer, 1 7/8", 14 Gauge (.0747")
17	G10640	2	Grease Fitting, 1/4"-28
18	G11400	2	Retaining Ring, 1 1/4"
19	G10047	2	Hex Head Cap Screw, 3/8"-16 x 1 3/4"

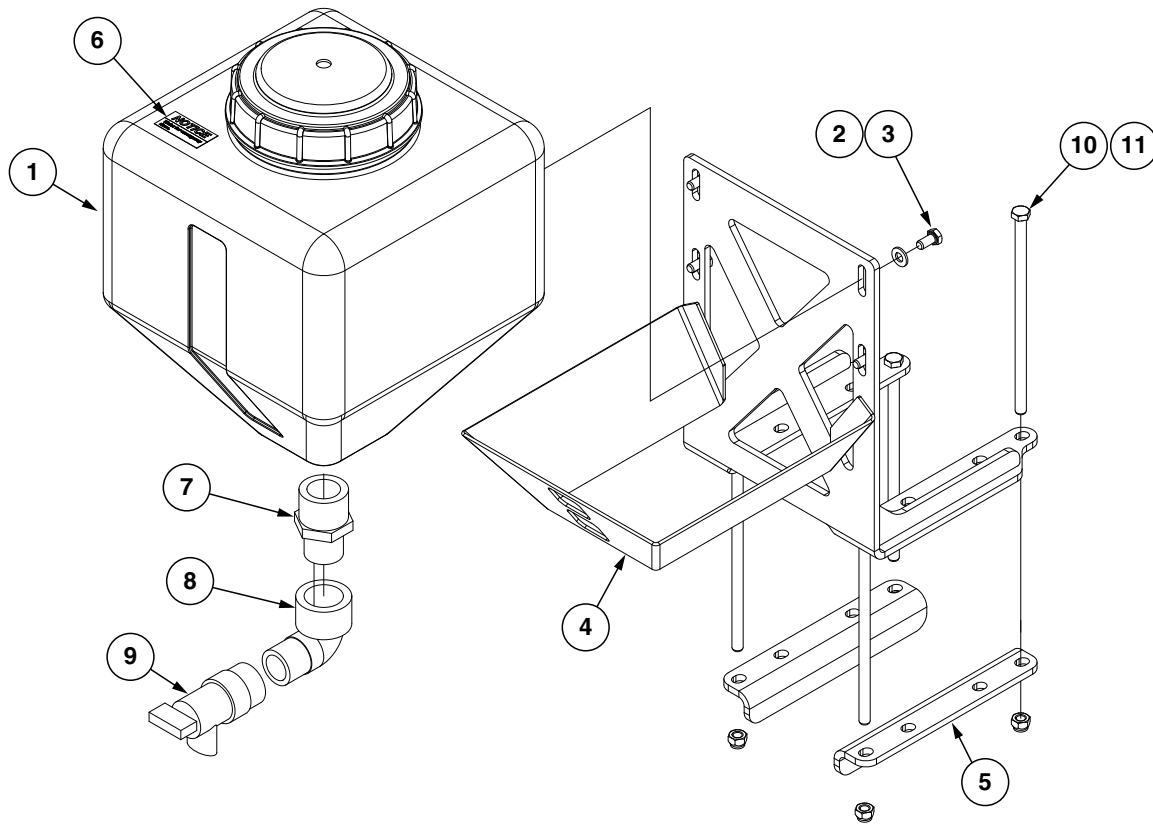
This page left blank intentionally.

IP1035aa



ITEM	PART NO.	QTY. (Per Assy.)	DESCRIPTION
1	G10844	1	Carriage Bolt, 1/2"-13 x 3 1/2"
	G10168	2	Machine Bushing, 1/2", 7 Gauge
	G10228	2	Lock Washer, 1/2"
	G10102	2	Hex Nut, 1/2"-13
2	GD0746	1	Disc Blade, Solid, 16" (Shown)
	GD10283	-	Disc Blade, Notched, 16" (Optional)
3	G10045	1	Hex Head Cap Screw, 1/2"-13 x 4 1/2"
	G10168	2	Machine Bushing, 1/2", 7 Gauge
	G10228	2	Lock Washer, 1/2"
	G10102	2	Hex Nut, 1/2"-13
4	GA0167	1	Hub W/Cups, 4 Bolt (Includes Items 6 and 17)
5	G11391	1	Flat Washer, 5/8" SAE
6	GR0151	1	Outer Cup
7	GD21540	1	Grease Seal
8	G10110	2	Lock Nut, 1/4"-20, Grade B
9	GA0257	1	Bearing
10	G11418	2	Hex Socket Head Cap Screw, 1/4" x 1 1/2"
11	GB0554	2	Hub Shield
12	GD2597	1	Retainer
13	GD0840	1	Dust Cap
14	G10722	4	Hex Head Cap Screw, 1/2"-20 x 1"
	G10228	4	Lock Washer, 1/2"
15	G10544	1	Cotter Pin, 5/32" x 1"
16	G10725	1	Slotted Hex Nut, 5/8"-18
17	GR0150	1	Inner Cup
18	GA0245	1	Bearing
19	GA15151	1	Spindle
A	GA13719	-	Hub And Spindle Assembly, (Items 4-19)

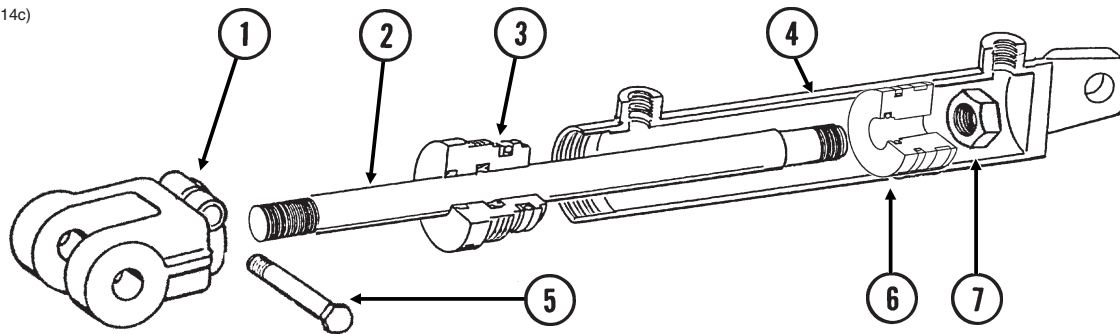
A21003



ITEM	PART NO.	QTY.	DESCRIPTION
1	GD30723	1	4 Gallon Water Tank W/Lid
2	G11386	4	Flat Washer, 5/16" SAE
3	G10018	4	Hex Head Cap Screw, 5/16"-18 x 5/8"
4	GA24449	1	Water Tank Mount
5	GD30221	2	Water Tank Mount Brackets
6	G7100-501	1	Decal, Notice
7	G10727	1	Reducing Nipple, 1-1/4" x 1"
8	G11742	1	1" NPT 90° Elbow
9	GD30722	1	1" NPTF Flush Valve
10	G10686	4	Hex Head Cap Screw, 3/8"-16 x 8"
11	G10108	4	Lock Nut, 3/8"-16

This page left blank intentionally.

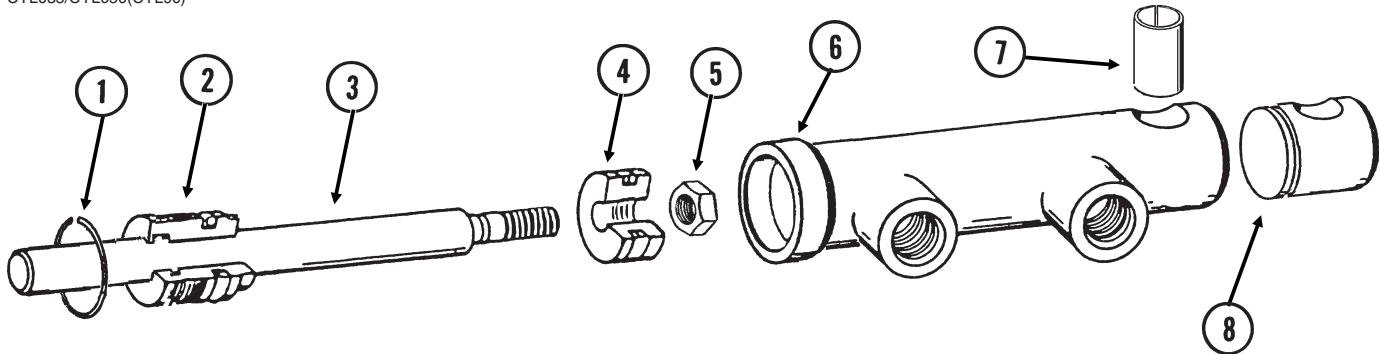
CYL032(CYL14c)



ITEM	PART NO.	QTY. (Per Cylinder)	DESCRIPTION
1	GD11950	1	Clevis
2	GD12501	1	Rod
3	GD11999	1	Gland
4	A6524	1	Barrel (Non-Stock Item)
5	G10939	1	Hex Head Cap Screw, 3/8"-16 x 2 1/4"
	G10108	1	Lock Nut, 3/8"-16
6	GD12502	1	Piston
7	G10958	1	Lock Nut, 1"-14
A	GA8911	-	Cylinder Complete, 3" x 16" <i>(Part Number Stamped On Barrel)</i>
B	GR1526	-	Seal Kit, Includes: (1) Wear Ring, (1) T-Seal, (2) O-Rings, (1) BU Ring, (1) U-Cup, (1) Wiper

Transport Latch Cylinder, All Sizes

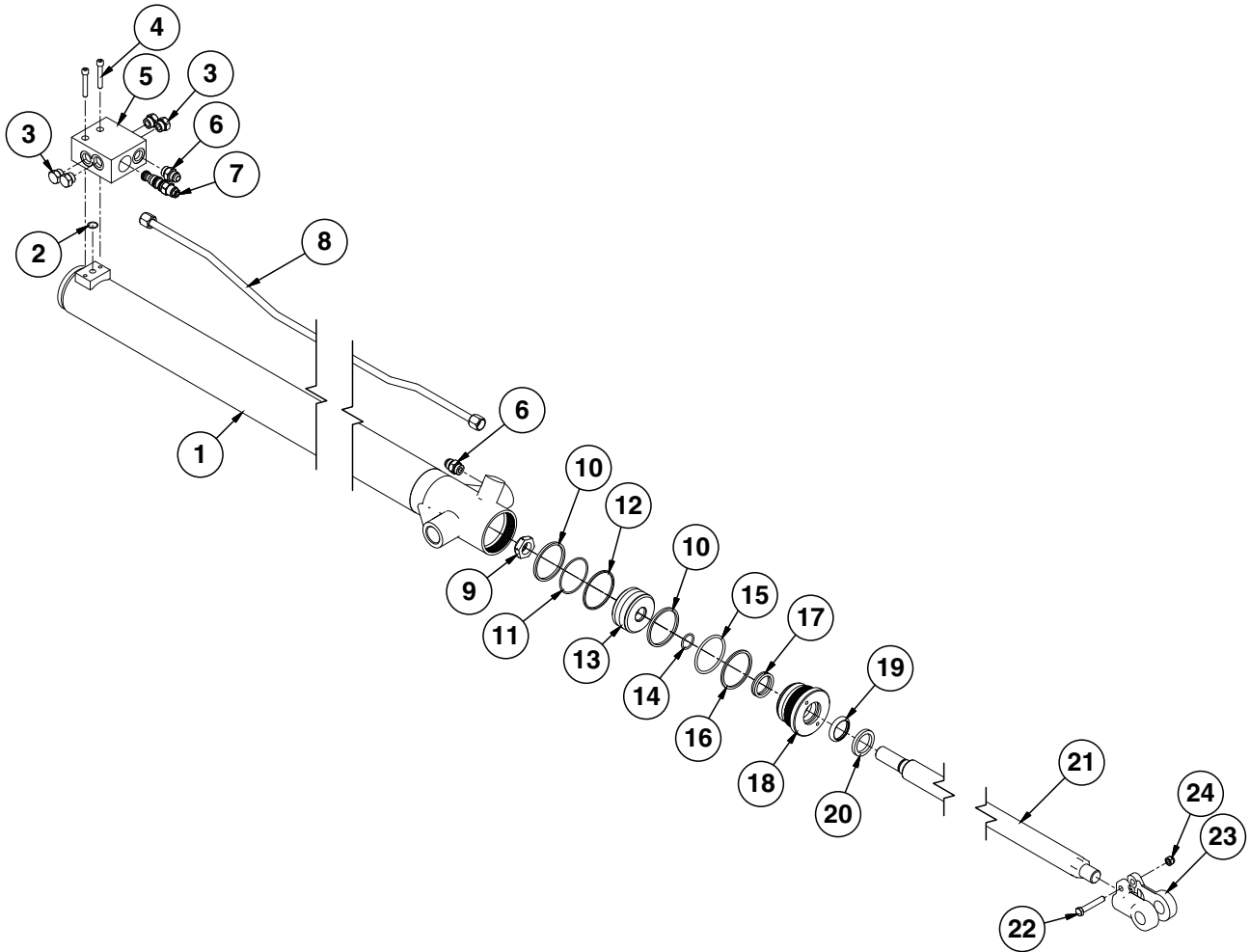
CYL035/CYL050(CYL9c)



ITEM	PART NO.	QTY.	DESCRIPTION
1	G10770	1	Internal Retaining Ring, 1 1/16"
2	GD13170	1	Gland
3	GD13425	1	Rod
4	GD13172	1	Piston
5	GD27232	1	Nylon Lock Nut, 1/2"-20, Grade 8
6	D13426	1	Barrel (Non-Stock Item)
7	GD13400	1	Tension Bushing, 1" x 2" Long
8	GD13173	1	End Cap
A	GA9559	-	Cylinder Complete, 1 1/2" x 2 1/2" <i>(Part Number Stamped On Barrel)</i>
B	GR1598	-	Seal Kit, Includes: (3) O-Rings, (2) BU Rings, (1) Rod Wiper, (1) T-Seal, (1) Bronze Bushing, (1) Seal, (1) U-Cup

This page left blank intentionally.

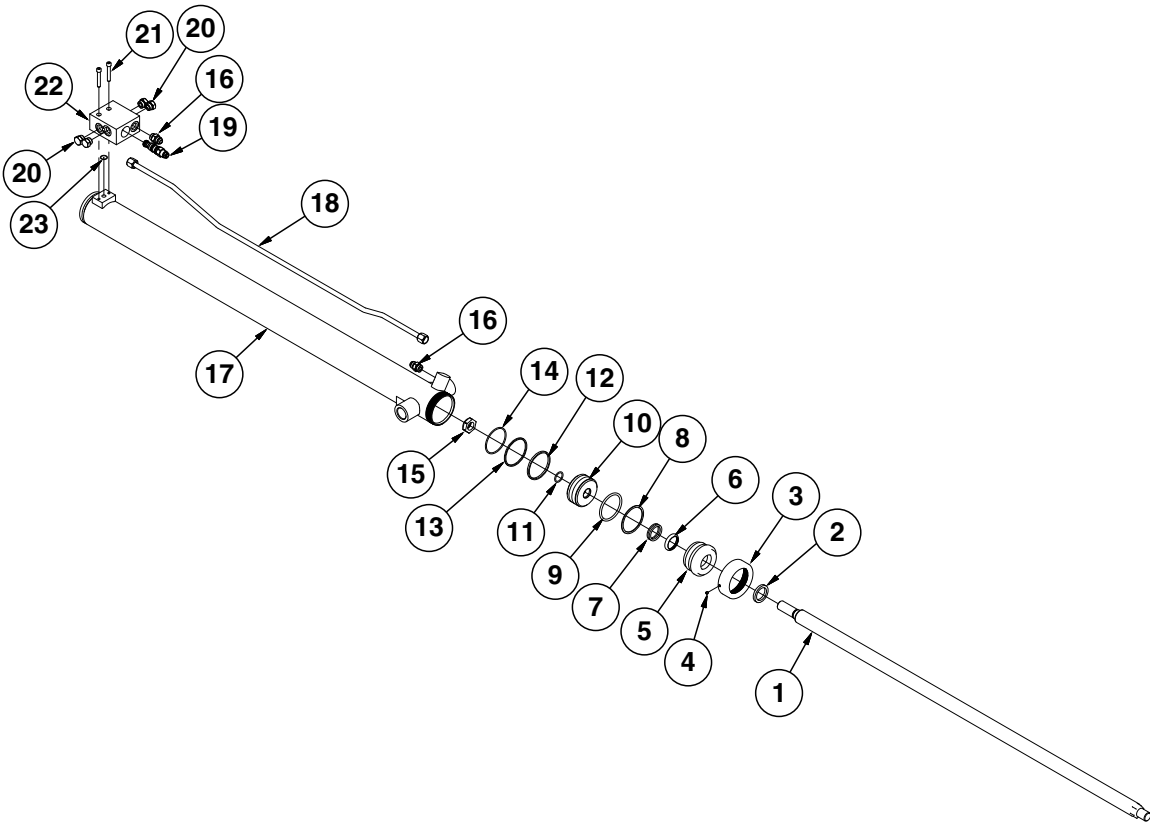
(IP1535)



ITEM	PART NO.	QTY. (Per Cylinder)	DESCRIPTION
1	GA8884	1	Barrel
2	*D12239	1	O-Ring, No. 016
3	G6408-08 GR1037	2 -	Plug W/O-Ring, 3/4"-16 O-Ring O-Ring
4	G10932	2	Hex Socket Head Cap Screw, 5/16"-18 x 2", Grade 8
5	GD11579	1	Block
6	G6400-08 GR1037	2 -	Connector W/O-Ring, 3/4"-16 Male JIC To O-Ring O-Ring
7	GA8882 GR1517	1 -	Counter Balance Valve Seal Kit For Counter Balance Valve, Includes: (3) O-Rings, (3) BU Rings
8	GA8888	1	Steel Hydraulic Line, 43 ¹ / ₁₆ "
9	GD27235	1	Nylon Lock Nut, 1"-14, Grade 8
10	*D12050	2	Piston Ring, 3"
11	*D12051	1	Piston Seal, 3"
12	*D12209	1	Energizer Seal, 3"
13	GD30632	1	Piston Cylinder
14	*D29649	1	O-Ring, No. 215
15	*D12202	1	O-Ring, No. 334
16	*D12203	1	BU Ring
17	*D12252	1	U-Cup
18	GD12518	1	Gland
19	*D12206	1	Wiper, 1 1/2"
20	GD12103	1	Ring
21	GD30631	1	Cylinder Rod, 1 1/2"
22	G10939	1	Hex Head Cap Screw, 3/8"-16 x 2 1/4"
23	GD30859	1	Clevis Rod
24	G10108	1	Lock Nut, 3/8"-16
A	GA21705	---	Cylinder Complete, 3" x 48" (<i>Part Number Stamped On Barrel</i>)
B	GR2223	---	Seal Kit (Cylinder), Includes: (1) Wiper, (1) U-Cup, (7) O-Rings, (4) BU Rings, (1) Seal, (1) Seal Expander, (2) Cast Iron Rings

*Item is part of seal kit, item can not be purchased individually.

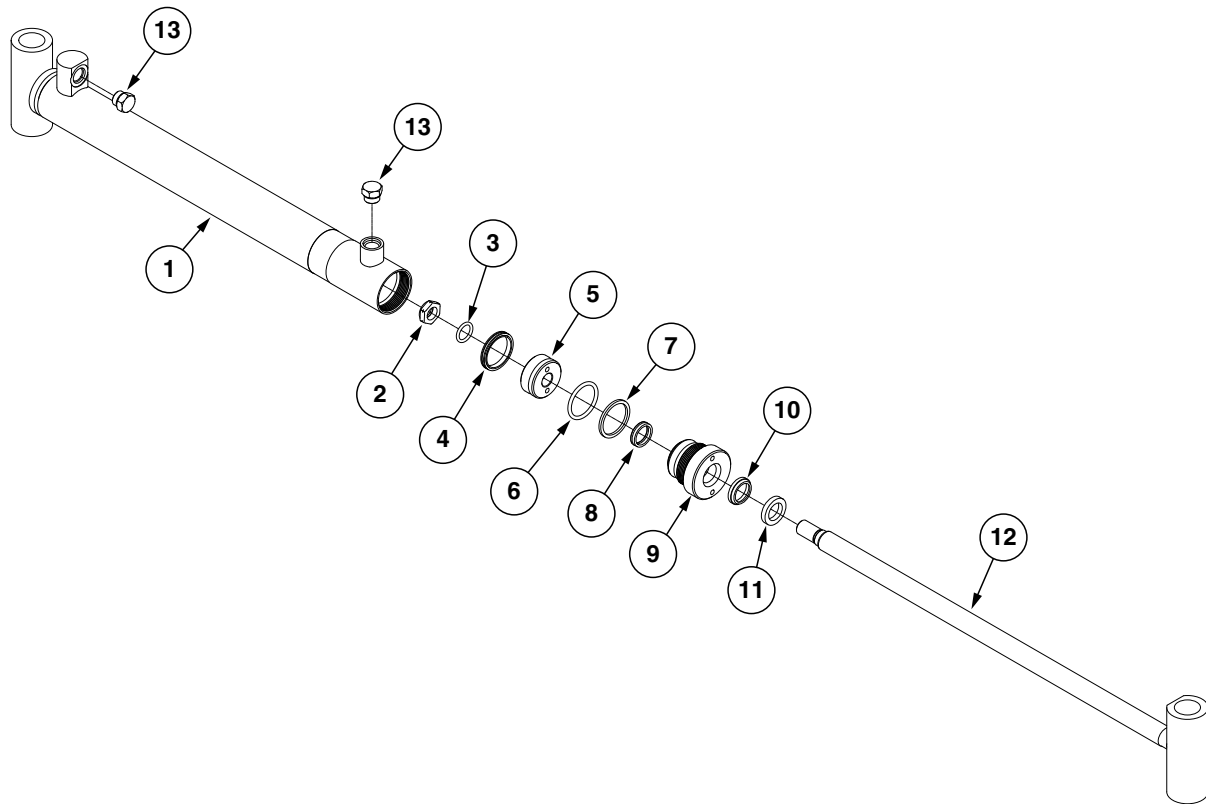
(IP1551)



ITEM	PART NO.	QTY. (Per Cylinder)	DESCRIPTION
1	GD30631	1	Cylinder Rod, 1½"
2	GD12103	1	Ring
3	GD13303	1	Cap
4	G10907	1	Set Screw, ¼"-20 x ¼"
5	GD13302	1	Gland
6	GD12206	1	Wiper, 1½"
7	*D12252	1	U-Cup
8	*D12228	1	Back-Up Ring
9	*D12227	1	O-Ring, No. 336
10	GD30697	1	Piston
11	*D29649	1	O-Ring, No. 215
12	*D12110	2	Cast Iron Piston Ring
13	*D12257	1	Energizer Seal
14	*D12108	1	Piston Seal
15	GD27235	1	Nylon Lock Nut, 1"-14, Grade 8
16	G6400-08 GR1037	2	Connector W/O-Ring, ¾"-16 Male JIC To O-Ring O-Ring
17	GA24695	1	Barrel
18	GA8888	1	Steel Hydraulic Line, 43 ¹ / ₁₆ "
19	GA8882	1	Counter Balance Valve
20	G6408-08 GR1037	4 -	Plug W/O-Ring, ¾"-16 O-Ring O-Ring
21	G10932	2	Hex Socket Head Cap Screw, 5/16"-18 x 2", Grade 8
22	GD11579	1	Manifold Block
23	GD12239	1	O-Ring, No. 016
A	GA24694	-	Cylinder Complete, 3¼" x 48" (Part Numbered Stamped on Barrel)
B	GR2274	-	Seal Kit, Includes: (1) Wiper, (1) U-Cup, (3) O-Rings, (1) BU Ring, (1) T-Seal, (1) Cast Iron Piston Ring, (1) Piston Seal, and (1) Energizer Seal

*Item is part of seal kit, item can not be purchased individually.

(IP1527)

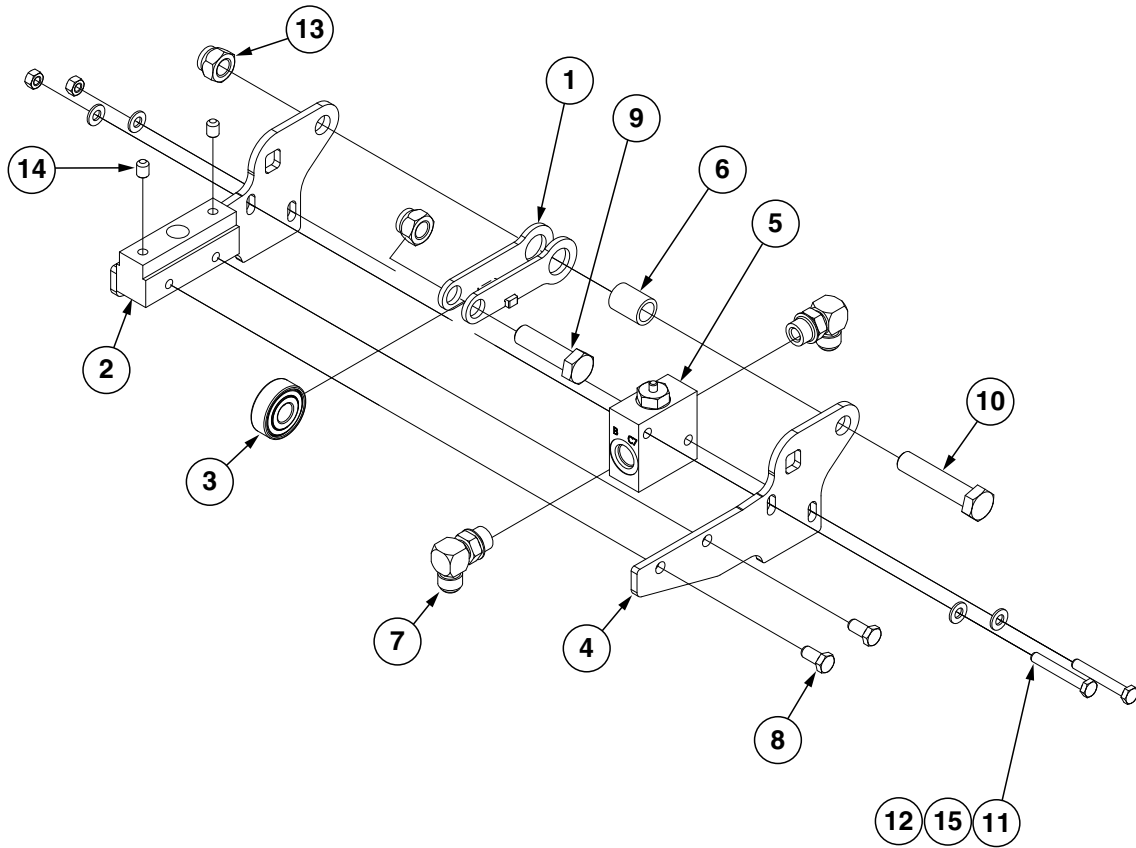


ITEM	PART NO.	QTY.	DESCRIPTION
1	A9442	1	Barrel
2	GD27233	1	Nylon Lock Nut, 3/4"-16, Grade 8
3	*D29692	1	O-Ring, No. 211
4	*D12277	1	T-Seal
5	GD29689	1	Piston
6	*D12235	1	O-Ring, No. 326
7	*D12236	1	Back-Up Ring
8	*D12256	1	U-Cup
9	GD12510	1	Gland
10	*D12233	1	Wiper Rod
11	GD12101	1	Ring
12	GA21159	1	Rod
13	G6408-08	2	Plug W/O-Ring, 3/4"-16 O-Ring
	GR1037	-	O-Ring

A	GA21158	-	Cylinder Complete, 2" x 20 ¹ / ₁₆ " (Part Number Stamped On Barrel)
B	GR2229	-	Seal Kit, Includes: (1) Wiper, (2) U-Cup, (3) O-Rings, (1) BU Ring, (1) T-Seal, (1) Instruction Sheet

*Item is part of seal kit, item can not be purchased individually.

(A24497)



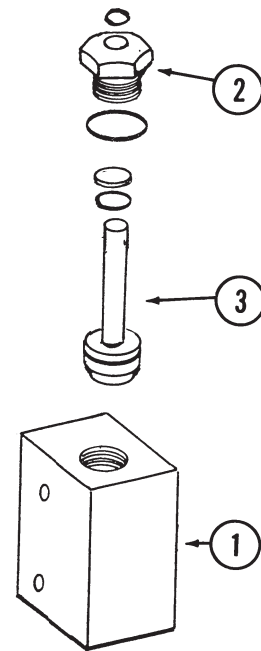
ITEM	PART NO.	QTY.	DESCRIPTION
1	GA24495	1	Check Valve Mount
2	GA24496	1	Block Mount
3	GA2014	1	Bearing, 5/8"
4	GD34091	1	Side Mount Plate
5	GA24715	1	Plunger Valve
	GR1254	-	Valve
	GR1090	-	Check Valve Block
6	GD3180-05	1	Sleeve, 5/8" I.D. x 7/8" O.D. x 1 3/16" Long
7	G6801-08	2	Elbow W/O-Ring, 90°, 3/4"-16 Male JIC To O-Ring
	GR1037	-	O-Ring
8	G10002	2	Hex Head Cap Screw, 3/8"-16 x 3/4"
9	G10006	1	Hex Head Cap Screw, 5/8"-11 x 2 1/4"
10	G10010	1	Hex Head Cap Screw, 5/8"-11 x 3"
11	G10069	2	Hex Head Cap Screw, 5/16"-18 x 2 1/4"
12	G10106	2	Hex Nut, 5/16"-18
13	G10107	2	Lock Nut, 5/8"-11
14	G10120	2	Hex Socket Set Screw, 3/8"-16 x 1/2"
15	G11386	4	Flat Washer, 5/16" SAE

(TWL55)

ITEM	PART NO.		QTY.	DESCRIPTION
	Style A*	Style B*		
1	---	---	1	Block (Non-Stock Item)
2	GR1281	**	1	Adapter Plug
3	GR1282	GR2193	1	Piston Rod And Poppet Assembly
A	GA6884	GA6884	-	Stroke Limiter Valve Complete
B	GR1289	---	-	Seal Kit, Includes: (2) O-Rings, (1) BU Ring, (1) Seal
C	---	GR2194	-	Seal Kit, Includes: (2) O-Rings, (1) BU Ring, (1) Seal, (1) Adapter Plug

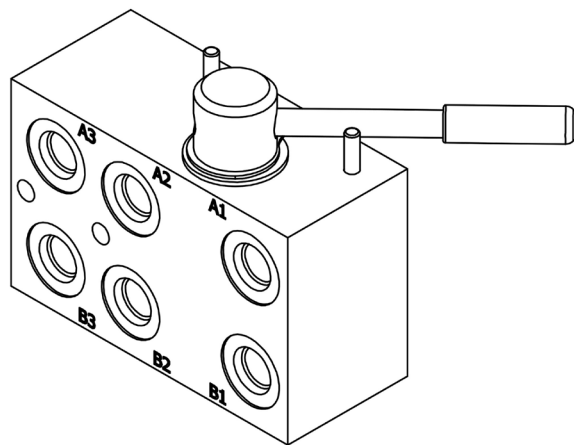
*Style A and B are determined by block color. Style A block will be yellow/zinc in color and manufactured by Shoemaker Inc. Style B block will be black in color and manufactured by Delta Power Company.

**Item is part of seal kit (GR2194), item can not be purchased individually



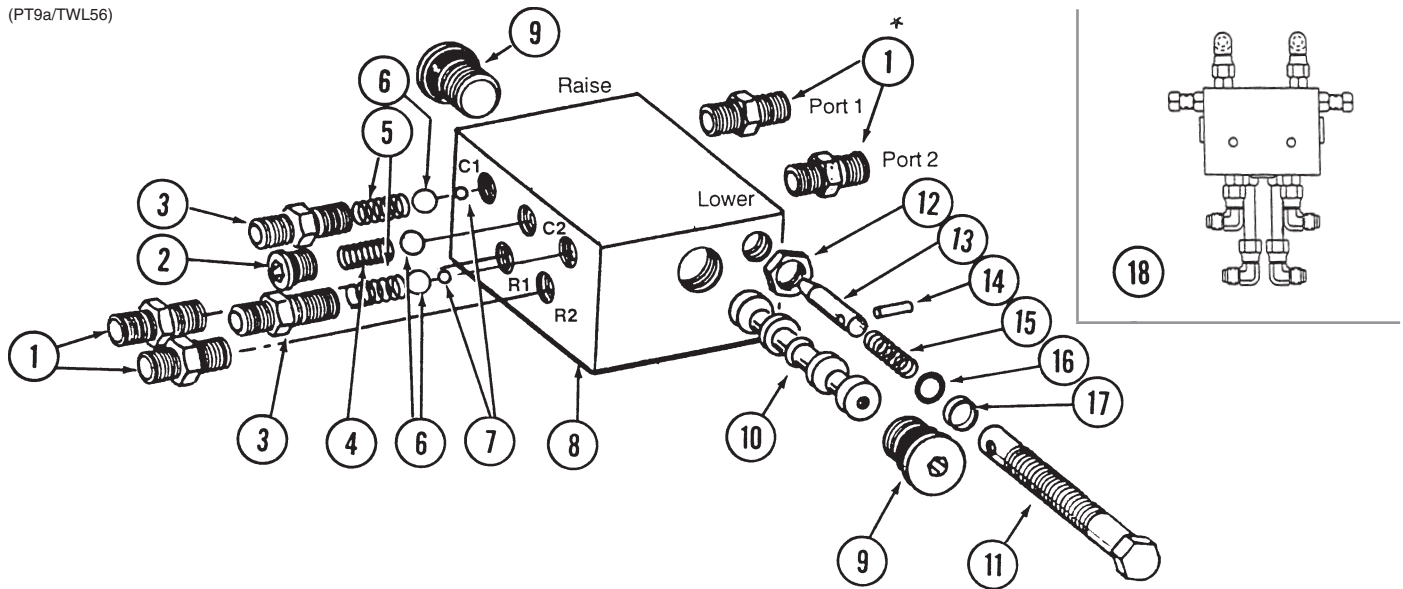
Selector Valve

(A24857)



ITEM	PART NO.	QTY.	DESCRIPTION
1	GR2266	1	Seal Kit, Includes: (2) Retaining Rings, (2) O-Rings, (2) BU Rings
A	GA24857	-	Valve Assembly

(PT9a/TWL56)



ITEM	PART NO.		QTY.	DESCRIPTION
	Style A**	Style B**		
1	*G6400-06 GR1045	*G6400-06 GR1045	4 -	Connector W/O-Ring, 1/16"-18 Male JIC To O-Ring O-Ring
2	GR1034 GR1035	***	2 -	Hex Socket Plug W/O-Ring O-Ring
3	GR1032 GR1045	***	2 -	Port Adapter W/O-Ring O-Ring
4	GR1033	***	1	Detent Spring
5	GR1036	***	2	Spring
6	GR1044	***	3	7/16" Check Ball
7	GR1043	***	2	1/4" Steel Ball
8	---	---	1	Valve Body (Non-Stock Item)
9	GR1047 GR1037	GR1047 GR1037	2 -	Hex Socket Plug W/O-Ring O-Ring
10	---	---	-	Spool (Non-Stock Item)
11	GR1042	****	2	Adjustment Screw
12	GR1048	****	2	Hex Jam Nut, 1/2"-20
13	GR1038	****	2	Needle
14	GR1039	****	2	Spring Pin
15	GR1046	****	2	Compression Spring
16	GR1040	****	2	O-Ring
17	GR1041	****	2	Teflon BU Ring
18	See "Mechanical Planter Hydraulic System" on page P128			
A	GA5552	GA5552	-	Valve Assembly Complete (Items 1-17)
B	GA5572	GA20822	-	Flow Control Assembly Portion Only (Items 11-17)
C	---	GR2203	-	Detent Kit, Includes: (2) Hex Socket Plug W/O-Ring, (2) Port Adapter W/O-Ring, (1) Detent Spring, (2) Spring, (3) Check Ball, (2) Steel Ball

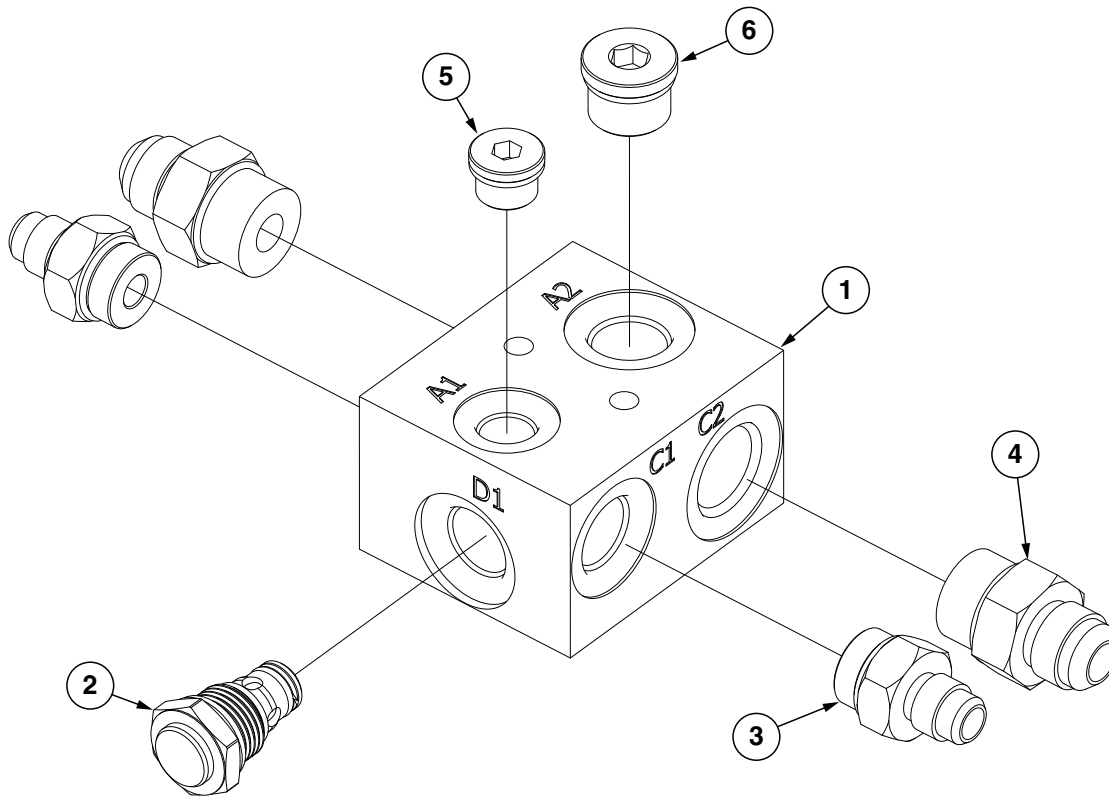
*Not used.

**Style A and B are determined by block color. Style A block will be yellow/zinc in color and manufactured by Shoemaker Inc. Style B block will be black in color and manufactured by Delta Power Company.

***Item is part of detent kit (GR2203), item can not be purchased individually

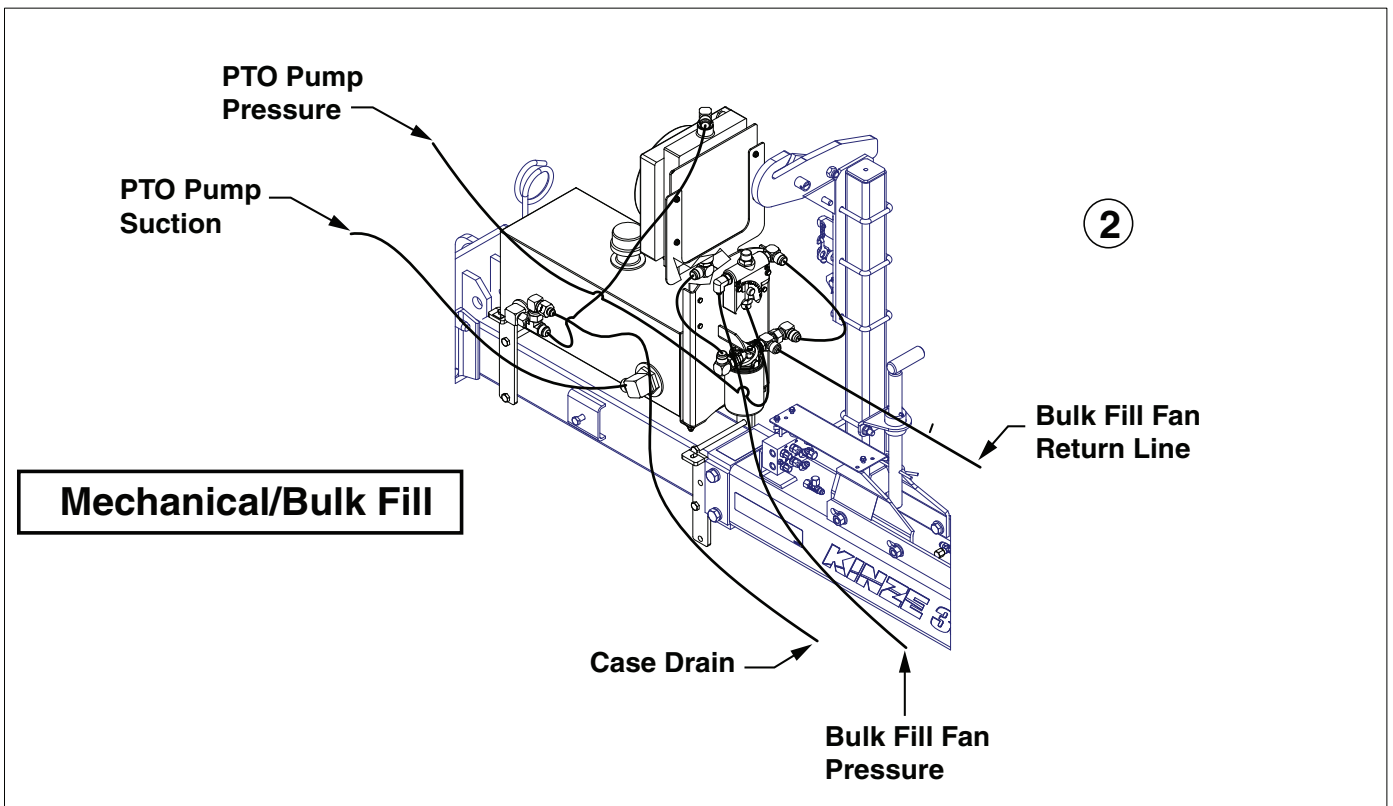
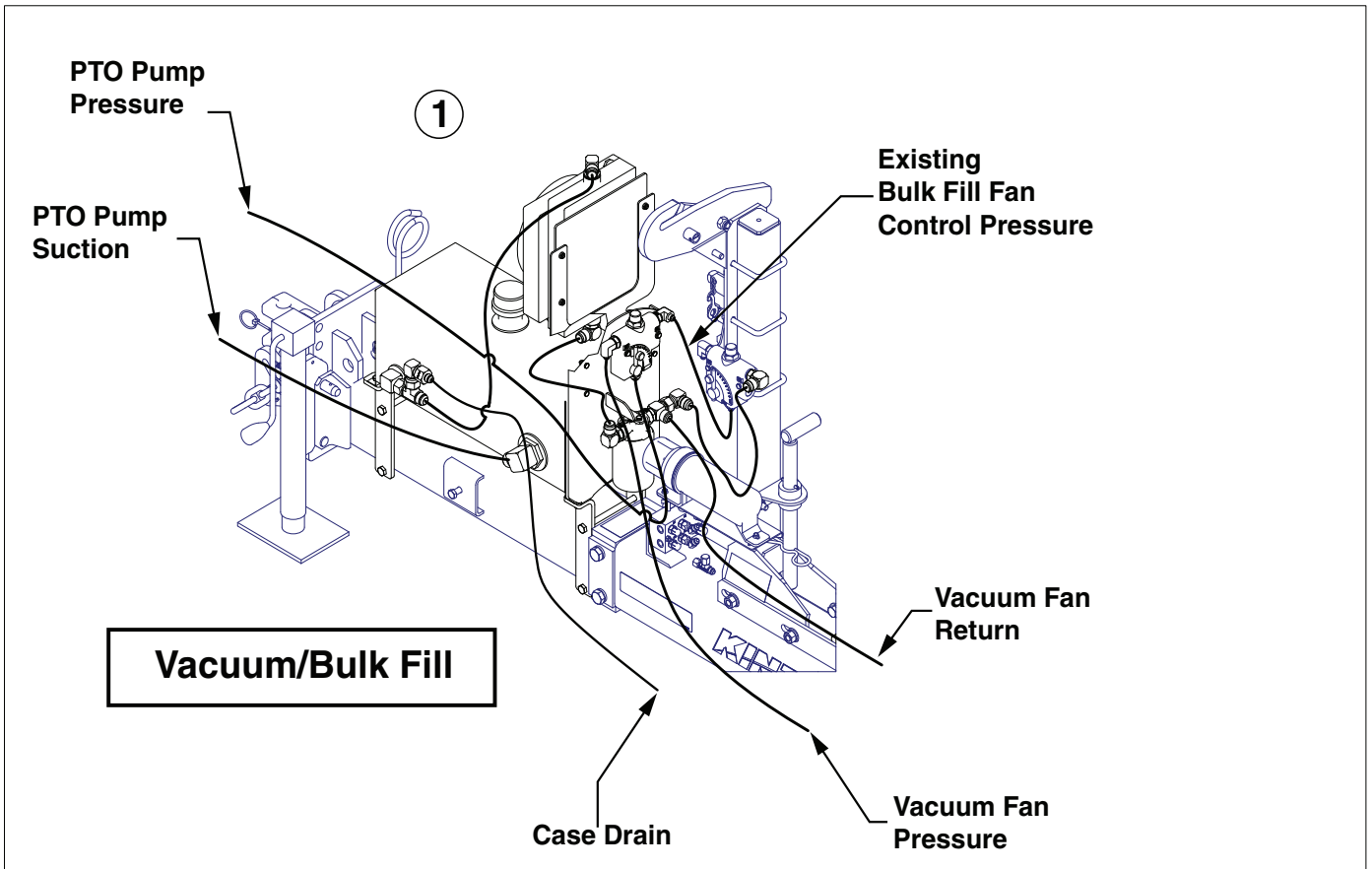
****Item is part of seal kit (GA20822), item can not be purchased individually.

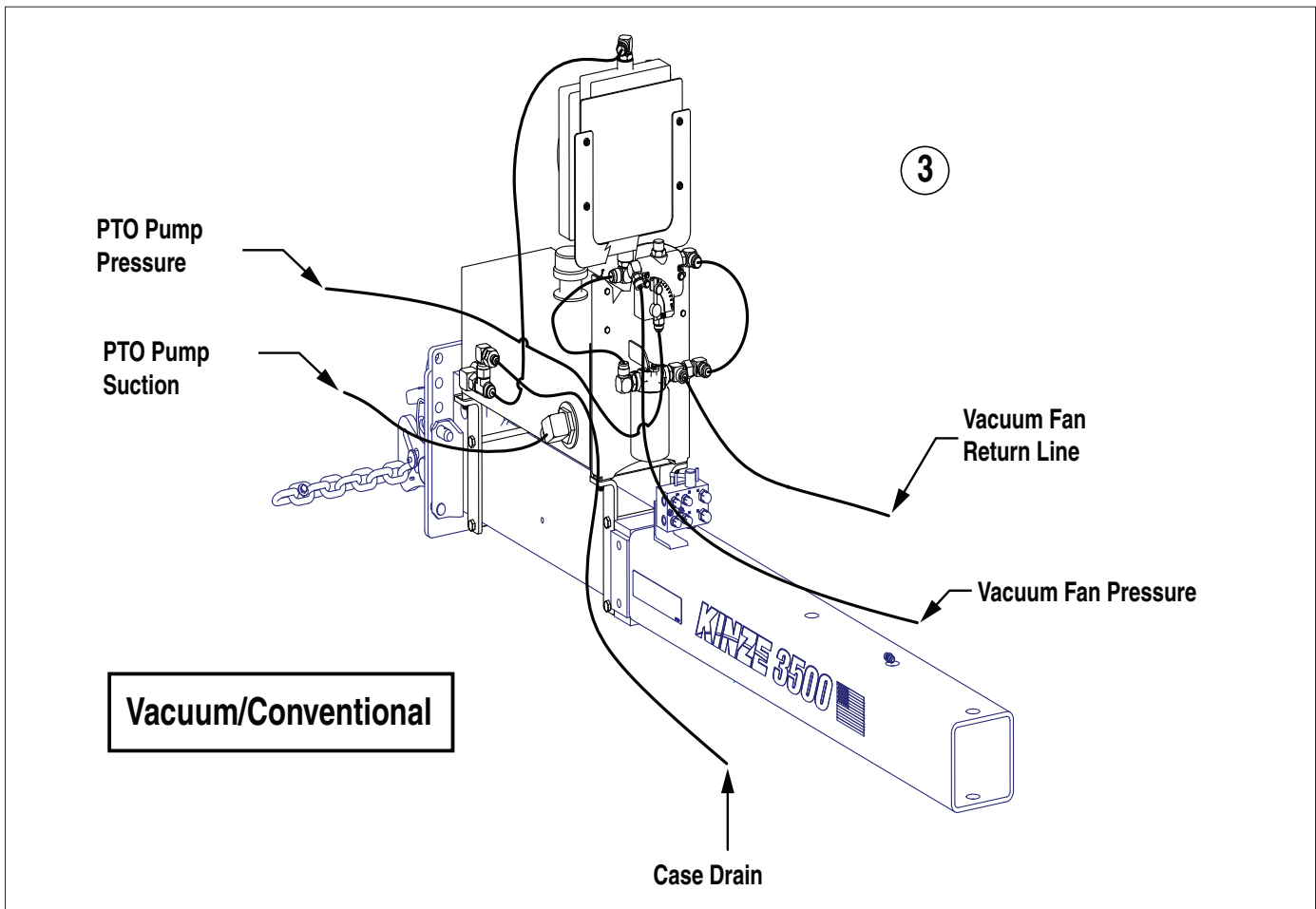
(A24507)



ITEM	PART NO.	QTY.	DESCRIPTION
1	GD33511	1	Valve Block
2	GA21067	1	Check Valve, No. 8
3	G6400-06-08 GR1037	2 -	Connector W/O-Ring, 9/16"-18 Male JIC To 3/4"-16 O-Ring O-Ring
4	G6400-08-10 GR1466	2 -	Connector W/O-Ring, 3/4"-16 Male JIC To 7/8"-14 O-Ring O-Ring
5	G6408-H06-O GR1045	1 -	Hex Socket Head Plug W/O-Ring, 9/16"-18 O-Ring O-Ring
6	G6408-H08-0	1	Hex Socket Head Plug W/O-Ring, 3/4"-16 O-Ring

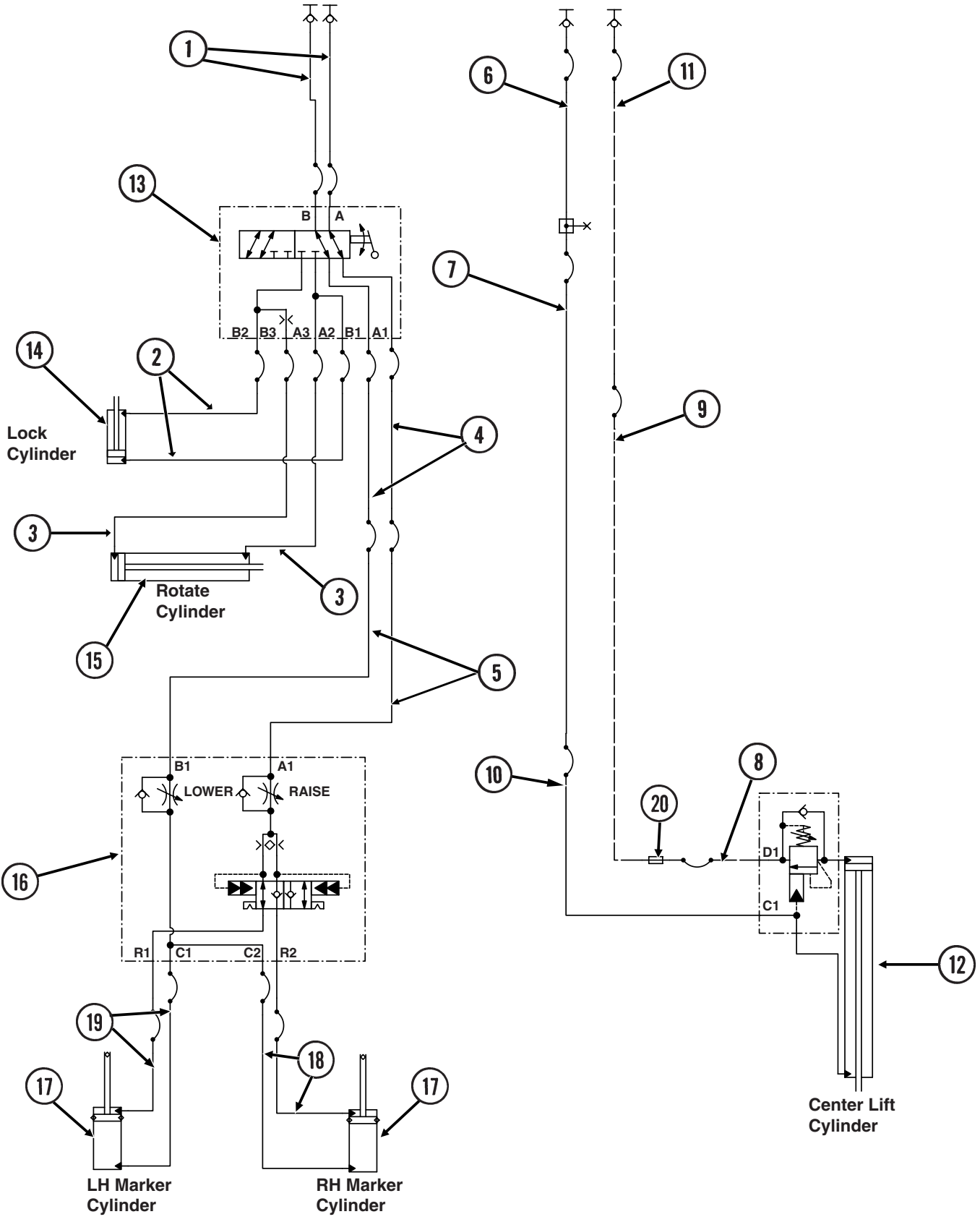
This page left blank intentionally.





ITEM	PART NO.	QTY.	DESCRIPTION
1	See "Vacuum Bulk Fill Planter Hydraulic System" on page P134		
2	See "Mechanical Bulk Fill planter Hydraulic System" on page P140		
3	See "Vacuum Planter Hydraulic System" on page P135		

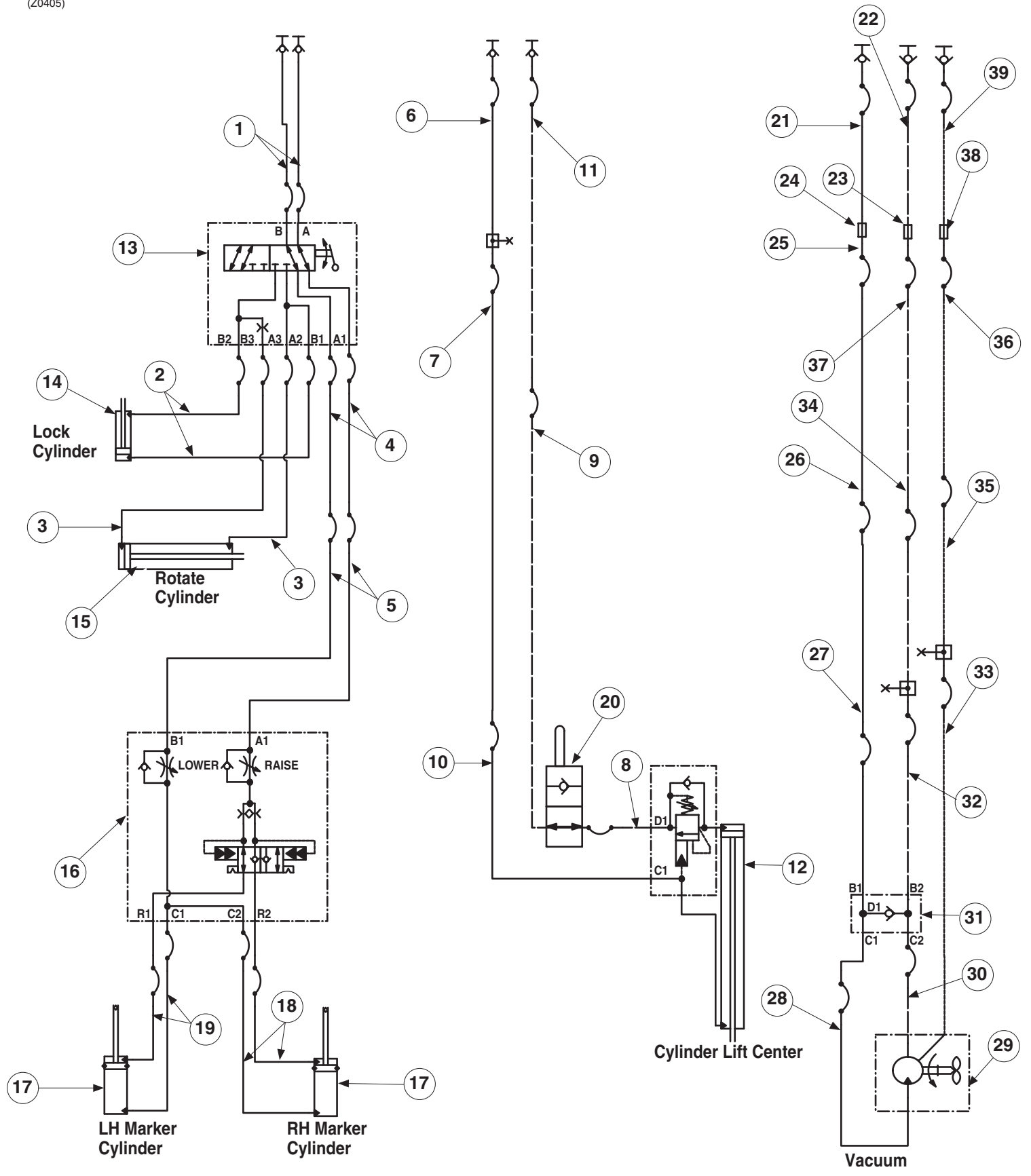
(Z0404)



ITEM	PART NO.	QTY.	DESCRIPTION
1	*GA15025	2	Hose Assy 3/8 X 197 (08F-08F)
2	*GA1154	2	Hose Assy 1/4 X 72 (06F-06F)
3	*GA1121	2	Hose Assy 1/4 X 180 (06F-06F)
4	*GA15094-175	2	Hose Assy 3/8 X 175 (08M-08F)
5	*GA15092-90	2	Hose Assy 3/8 X 90 (06F-08F)
6	*GA15076-140	1	Hose Assy 3/8 X 140 (1/2M-06F)
7	*GA15082-132	1	Hose Assy 3/8 X 132 (06F-06M)
8	*GA1018	1	Hose Assy 3/8 X 40 (08F-08F)
9	*GA15092-106	1	Hose Assy 3/8 X 106 (06F -08F)
10	*GA15064	1	Hose Assy 3/8 X 130 (06F-06F)
11	*GA15077-260	1	Hose Assy 3/8 X 260 (1/2M-06M)
12	GA24694	1	See "Center Lift Cylinder" on page P128
13	GA24891	1	See "Selector Valve" on page P122
14	GA9559	1	See "Transport Latch Cylinder, All Sizes" on page P114
15	GA8911	1	See "Rotation Cylinder" on page P114
16	GA24921	1	See "Row Marker Sequencing/Flow Control Valve" on page P123
17	GA21158	2	See "Row Marker Cylinder" on page P120
18	*GA1090	2	Hose Assy 3/8 X 162 (08F - 08F)
19	*GA1078	2	Hose Assy 3/8 X 174 (08F-08F)
20	G2403-08		See "Stroke Limiter Valve Complete" on page P122

* Hydraulic hose is not stocked by Kinze Repair Parts.

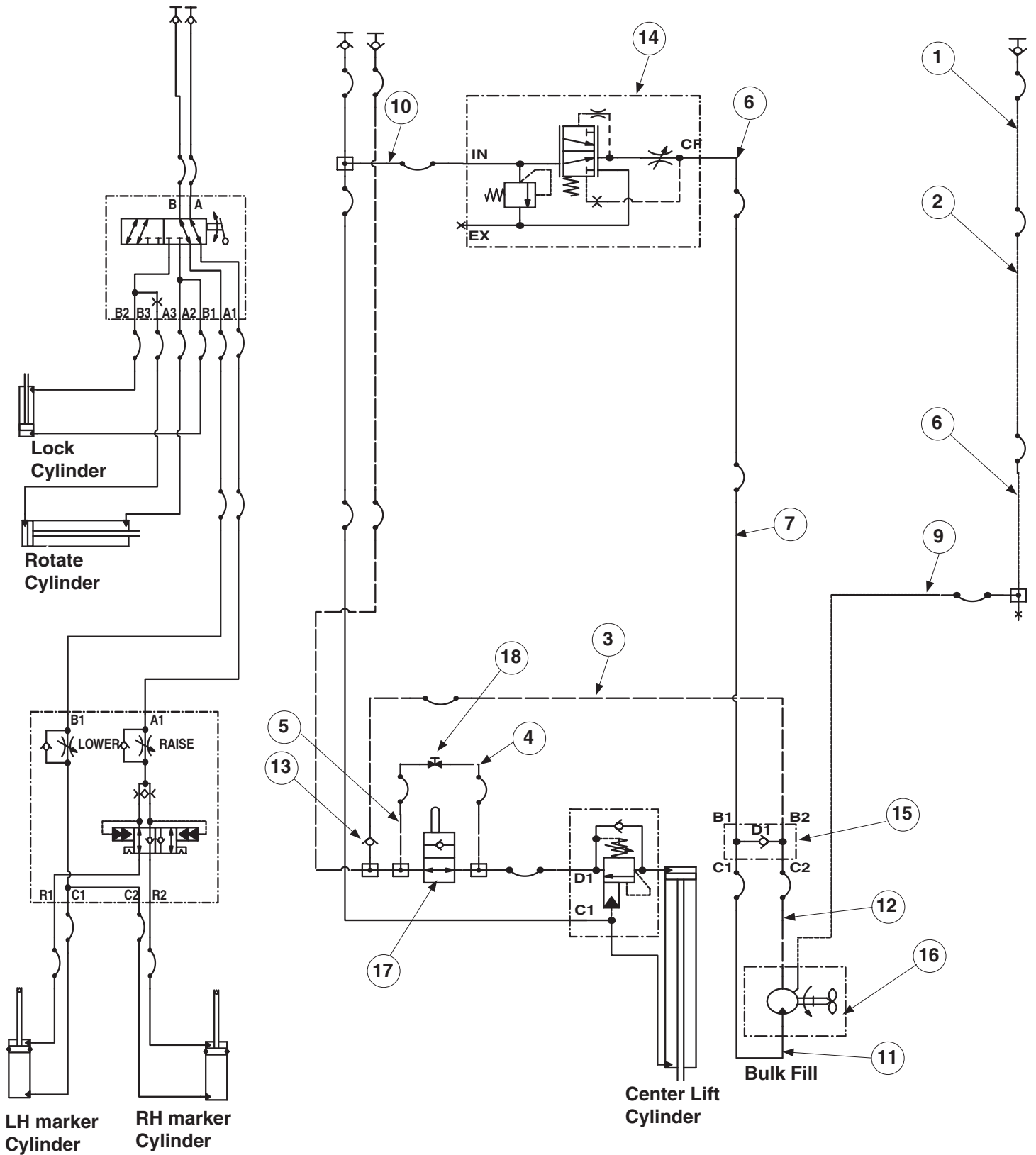
(Z0405)



ITEM	PART NO.	QTY.	DESCRIPTION
1	*GA15025	2	Hose Assy 3/8 X 197 (08F-08F)
2	*GA1154	2	Hose Assy 1/4 X 72 (06F-06F)
3	*GA1121	2	Hose Assy 1/4 X 180 (06F-06F)
4	*GA15094-175	2	Hose Assy 3/8 X 175 (08M-08F)
5	*GA15092-90	2	Hose Assy 3/8 X 90 (06F-08F)
6	*GA15076-140	1	Hose Assy 3/8 X 140 (1/2M-06F)
7	*GA15082-132	1	Hose Assy 3/8 X 132 (06F-06M)
8	*GA1018	1	Hose Assy 3/8 X 40 (08F-08F)
9	*GA15092-106	1	Hose Assy 3/8 X 106 (06F -08F)
10	*GA15064	1	Hose Assy 3/8 X 130 (06F-06F)
11	*GA15077-260	1	Hose Assy 3/8 X 260 (1/2M-06M)
12	GA24694	1	See "Center Lift Cylinder" on page P128
13	GA24891	1	See "Selector Valve" on page P122
14	GA9559	1	See "Transport Latch Cylinder. All Sizes" on page P114
15	GA8911	1	See "Rotation Cylinder" on page P114
16	GA24921	1	See "Row Marker Sequencing/Flow Control Valve" on page P123
17	GA21158	2	See "Row Marker Cylinder" on page P120
18	*GA1090	2	Hose Assy 3/8 X 162 (08F - 08F)
19	*GA1078	2	Hose Assy 3/8 X 174 (08F-08F)
20	GA6884	1	Stroke Limiter Valve Complete
21	*GA15085-112	1	Hose Assy 3/8 X 112 (1/2M-10F)
22	*GA21518-120	1	Hose Assy 5/8 X 120 (1/2M-12F)
23	G2403-12-10	1	Union male 1-1/6-12 JIC X 7/8-14 JIC
24	G2403-10	1	Union, 7/8"-14 Male JIC
25	*GA15098-150	1	Hose Assy 3/8 X 150 (10F-06M)
26	*GA15082-77	2	Hose Assy 3/8 X 77 (06F-06M)
27	*GA15023	1	Hose Assy 3/8 X 154 (06F-06F)
28	*GA3292	1	Hose Assy 3/8 X 22 (06F-06F)
29	GA25513	1	Vacuum Fan Assembly
30	*GA12767	1	Hose Assy 1/2 X 22.0 (08F-08F)
31	GA24507	1	Bulk Fill/Vacuum Anti-Cavitation Check
32	*GA18668-152	1	Hose Assy 1/2 X 152 (08F-10M)
33	*GA15000	1	Hose Assy 3/8 X 164 (06F-06F)
34	*GA21525-77	1	Hose Assy 5/8 X 77 (10F-10M)
35	*GA15082-77	2	Hose Assy 3/8 X 77 (06F-06M)
36	*GA15092-155	1	Hose Assy 3/8 X 155 (06F-08F)
37	*GA21530-140	1	Hose Assy 5/8 X 140 (10F-10F)
38	G2403-08-06	1	Union Male 3/4-16 JIC X 9/16-18 JIC
39	*GA15084-110	1	Hose Assy 3/8 X 110 (1/2M-06F)

* Hydraulic hose is not stocked by Kinze Repair Parts.

(Z0406)



ITEM	PART NO.	QTY.	DESCRIPTION
1	*GA15084-145	1	Hose Assy 3/8 X145 (1/2M-06F)
2	*GA15082-140	1	Hose Assy 3/8 X 140 (06F-06M)
3	*GA1434	1	Hose Assy 1/2 X 42.5 (08F-08F)
4	*GA1155	1	Hose Assy 1/4 X 48 (06F - 06F)
5	*GA1153	1	Hose Assy 1/4 X 56 (06F - 06F)
6	*GA15082-154	1	Hose Assy 3/8 X 154 (06F-06M)
7	*GA15081-128	1	Hose Assy 3/8 X 128 (06F - 06F)
8	*GA15082-77	1	Hose Assy 3/8 X 77 (06F-06M)
9	*GA12080	1	Hose Assy 3/8 X 64 (06F - 06F)
10	*GA15081-24	1	Hose Assy 3/8 X 24 (06F-06F)
11	*GA15081-12	1	Hose Assy 3/8 X 12 (06F - 06F)
12	*GA8213	1	Hose Assy 1/2 X 29 (08F - 08F)
13	GA19432	1	Inline Check Valve
14	GA10918	1	Flow Control Valve
15	GA24507	1	Bulk Fill/Vacuum Anti-Cavitation Check
16	GA24426	1	Motor
17	GA24715	1	Plunger Valve
18	GA22901	1	Shutoff Valve

See ["Mechanical Planter Hydraulic System" on page P128](#) for part numbers of components that are not listed

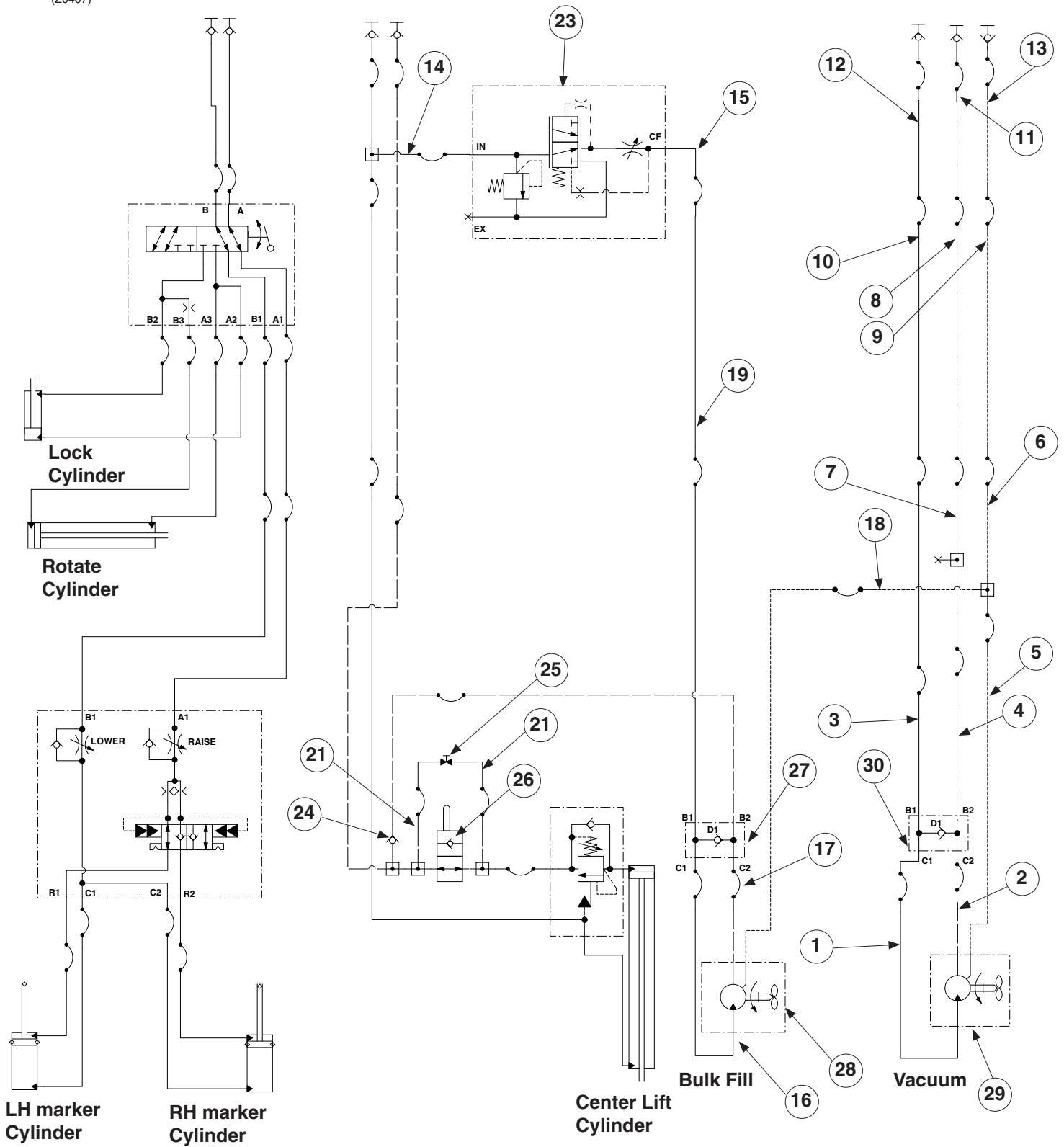
* **Hydraulic hose is not stocked by Kinze Repair Parts.**

Vacuum Bulk Fill Planter Hydraulic System

Model 3500

M0291-02

(Z0407)



Vacuum Planter Hydraulic System

M0291-02

Model 3500

ITEM	PART NO.	QTY.	DESCRIPTION
1	*GA3292	1	Hose Assy 3/8 X 22 (06F-06F)
2	*GA12767	1	Hose Assy 1/2 X 22.0 (08F-08F)
3	*GA15023	1	Hose Assy 3/8 X 154 (06F-06F)
4	*GA18668-152	1	Hose Assy 1/2 X 152 (08F-10M)
5	*GA15000	1	Hose Assy 3/8 X 164 (06F-06F)
6	*GA15082-77	2	Hose Assy 3/8 X 77 (06F-06M)
7	*GA21525-77	1	Hose Assy 5/8 X 77 (10F-10M)
8	*GA21530-140	1	Hose Assy 5/8 X 140 (10F-10F)
9	*GA15092-155	1	Hose Assy 3/8 X 155 (06F-08F)
10	*GA15098-150	1	Hose Assy 3/8 X 150 (10F-06M)
11	*GA21518-120	1	Hose Assy 5/8 X 120 (1/2M-12F)
12	*GA15085-112	1	Hose Assy 3/8 X 112 (1/2M-10F)
13	*GA15084-110	1	Hose Assy 3/8 X 110 (1/2M-06F)
14	*GA15081-24	1	Hose Assy 3/8 X 24 (06F-06F)
15	*GA15082-154	1	Hose Assy 3/8 X 154 (06F-06M)
16	*GA15081-12	1	Hose Assy 3/8 X 12 (06F - 06F)
17	*GA8213	1	Hose Assy 1/2 X 29 (08F - 08F)
18	*GA12080	1	Hose Assy 3/8 X 64 (06F - 06F)
19	*GA15081-128	1	Hose Assy 3/8 X 128 (06F - 06F)
20	*GA1434	1	Hose Assy 1/2 X 42.5 (08F-08F)
21	*GA1155	1	Hose Assy 1/4 X 48 (06F - 06F)
22	*GA1153	1	Hose Assy 1/4 X 56 (06F - 06F)
23	GA10918	1	Flow Control Valve
24	GA19432	1	Inline Check Valve
25	GA22901	1	Shutoff Valve
26	GA24715	1	Plunger Valve
27	GA24507	1	Bulk Fill/Vacuum Anti-Cavitation Check
28	GA24426	1	Motor
29	GA25513	1	Vacuum Fan Assembly
30	GA24507	1	Bulk Fill/Vacuum Anti-Cavitation Check

See ["Vacuum Planter Hydraulic System" on page P130](#) for part numbers of components that are not listed

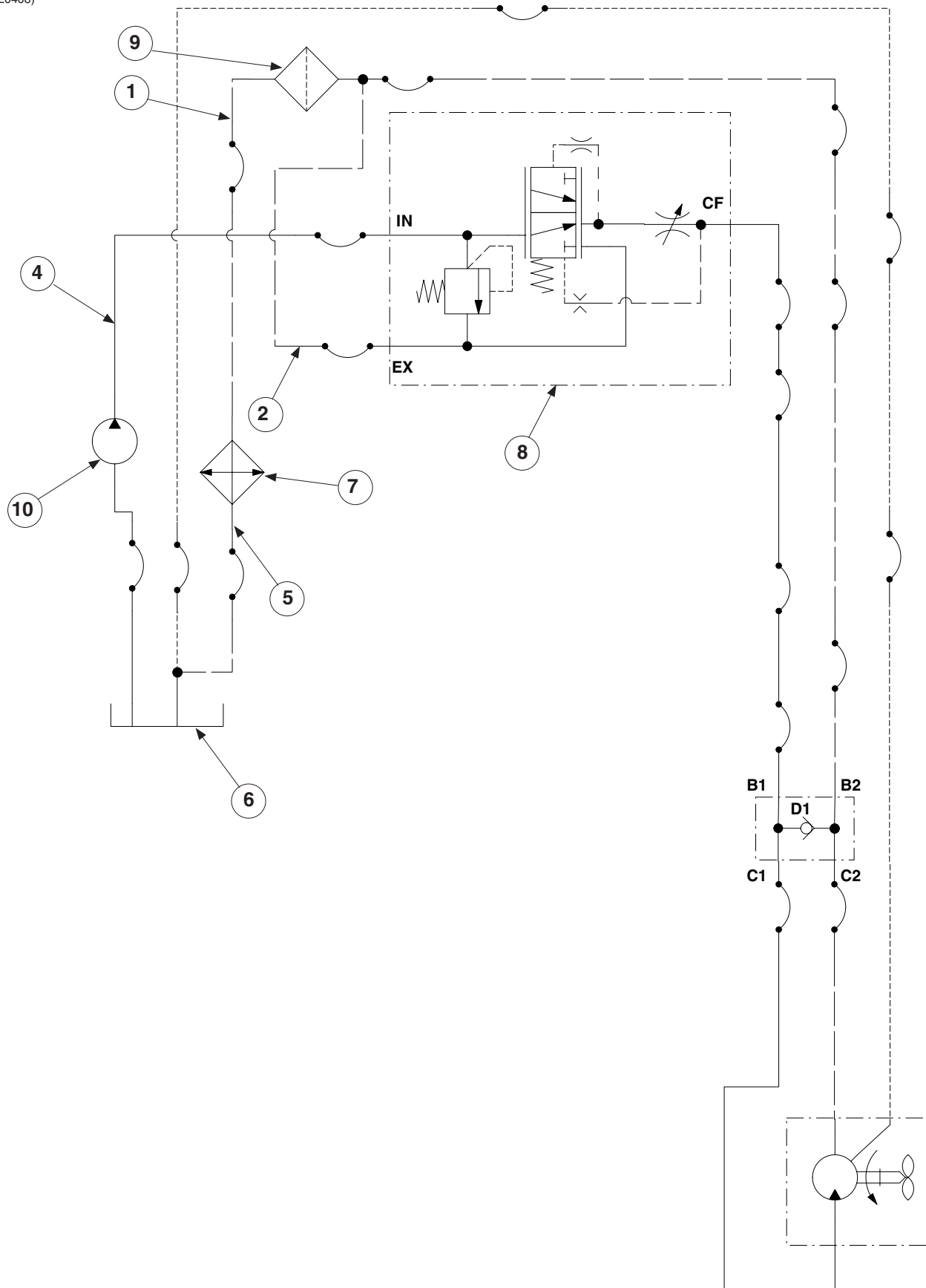
* Hydraulic hose is not stocked by Kinze Repair Parts.

Vacuum Planter With PTO Option Hydraulic System

Model 3500

M0291-02

(Z0408)



Vacuum Planter With PTO option Hydraulic System

M0291-02

Model 3500

ITEM	PART NO.	QTY.	DESCRIPTION
1	*GA3371	1	Hose Assy 3/4 X 25 (12F-12F)
2	*GA21533-30	1	Hose Assy 3/4 X 30 (12M-12F)
3	*GA6201	1	Hose Assy 1 X 56 (16F-16F)
4	*GA1421	1	Hose Assy 1/2 X 84 (10F-10F)
5	*GA11447	1	Hose Assy 5/8 X 45 (12F-12F)
6	GA12802	2	Tank
7	GA10918	1	Flow Control Valve
8	GD16037	1	Oil Filter, 10 Micron
9	GA14446	1	Pump
10	GA17113	1	Fan and Cooler

[See "Vacuum Planter Hydraulic System" on page P130](#) for part numbers of components that are not listed

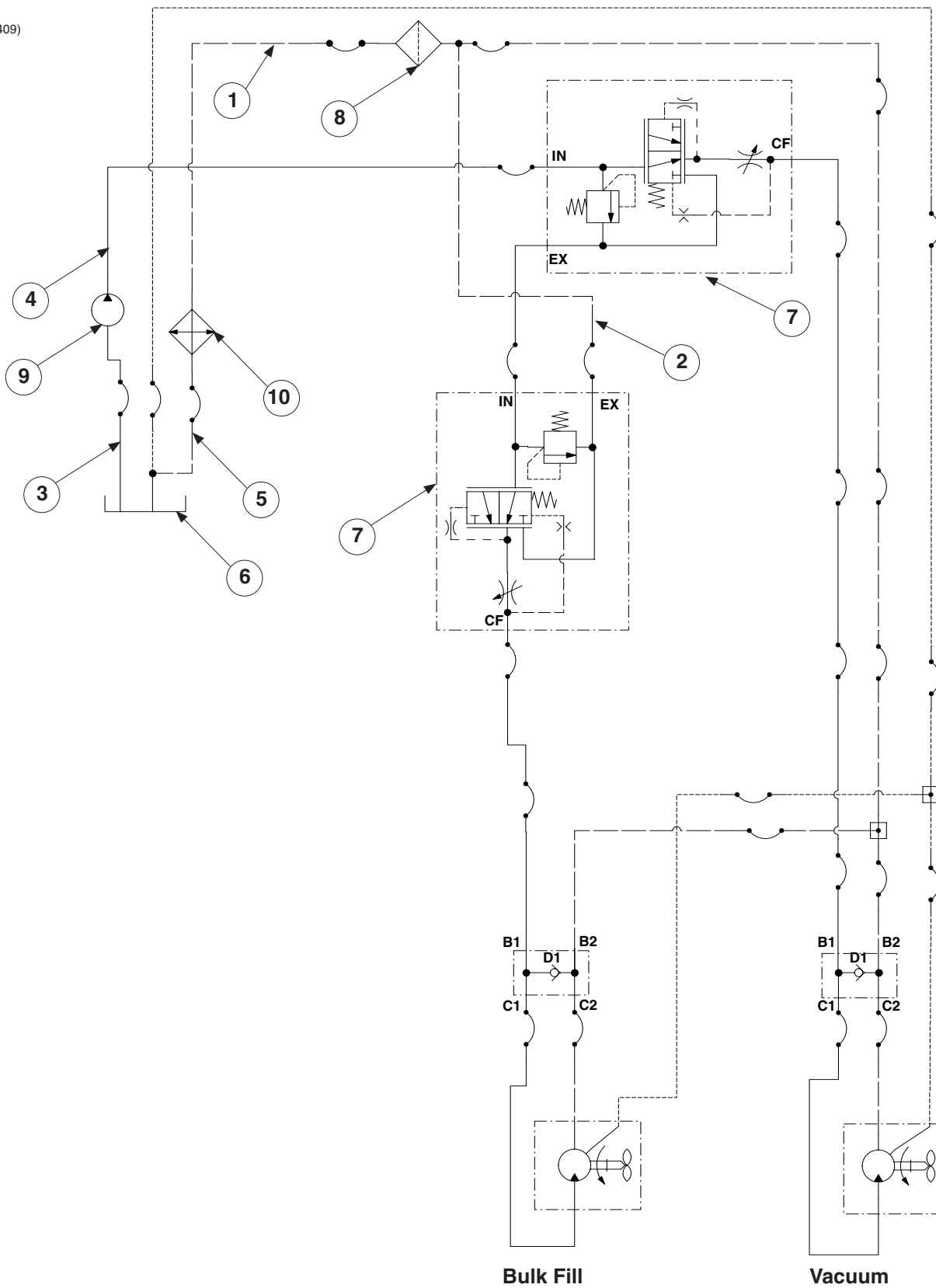
*** Hydraulic hose is not stocked by Kinze Repair Parts.**

Vacuum Bulk Fill planter With PTO Option Hydraulic System

Model 3500

M0291-02

(Z0409)



Vacuum Bulk Fill planter With PTO Option Hydraulic System

M0291-02

Model 3500

ITEM	PART NO.	QTY.	DESCRIPTION
1	GA3371	1	Hose Assy 3/4 X 25 (12F-12F)
2	GA21533-30	1	Hose Assy 3/4 X 30 (12M-12F)
3	GA6201	1	Hose Assy 1 X 56 (16F-16F)
4	GA1421	1	Hose Assy 1/2 X 84 (10F-10F)
5	GA11447	1	Hose Assy 5/8 X 45 (12F-12F)
6	GA12802	1	Tank
7	GA10918	2	Flow Control Valve
8	GD16037	1	Oil Filter, 10 Micron
9	GA14446	1	Pump
10	GA17113	1	Fan and Cooler

[See "Vacuum Planter Hydraulic System" on page P130](#) and [See "Bulk Fill Hydraulic System" on page P132](#) for part numbers of components that are not listed

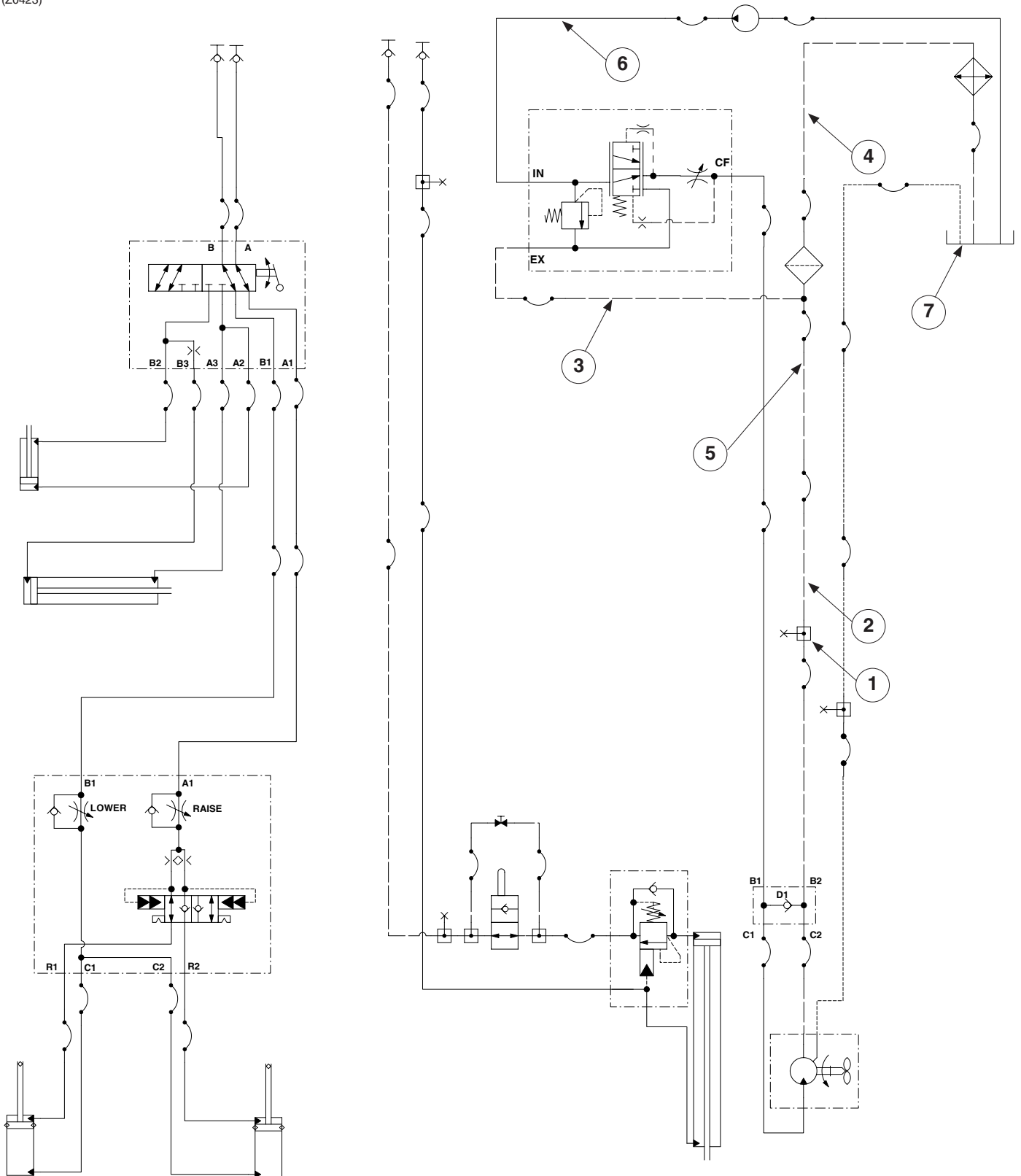
*** Hydraulic hose is not stocked by Kinze Repair Parts.**

Mechanical Bulk Fill planter With PTO Option Hydraulic System

Model 3500

M0291-02

(Z0423)



Mechanical Bulk Fill planter Hydraulic System

M0291-02

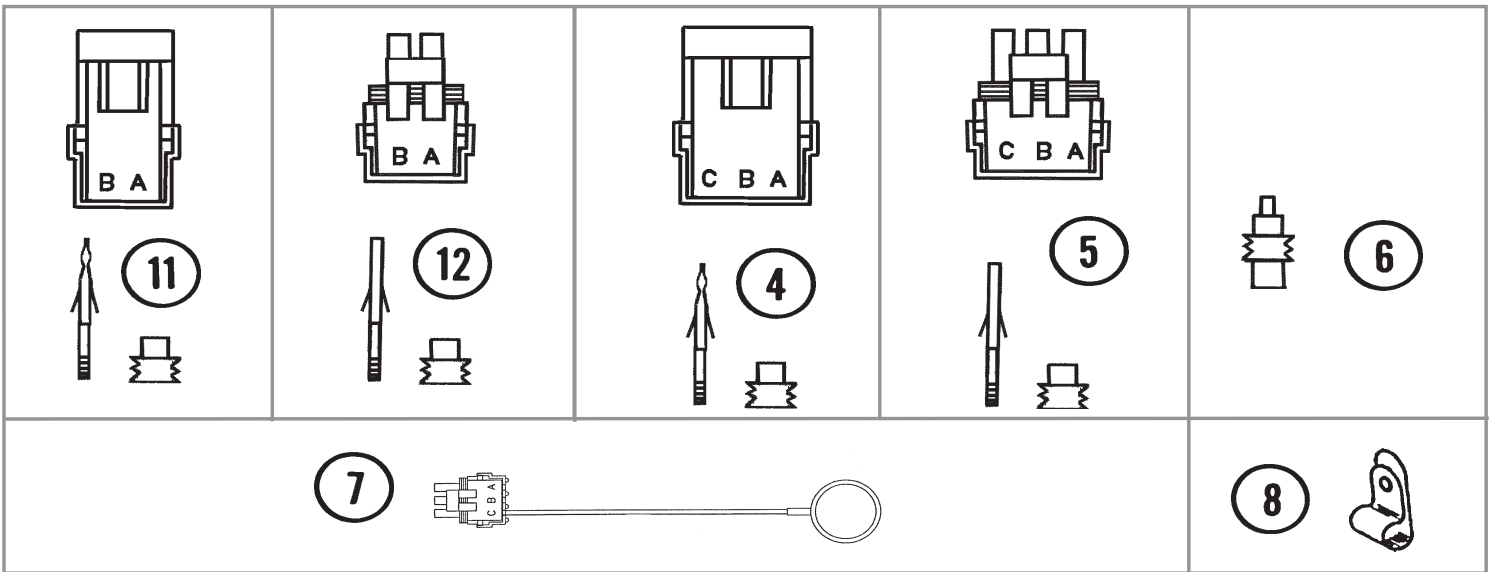
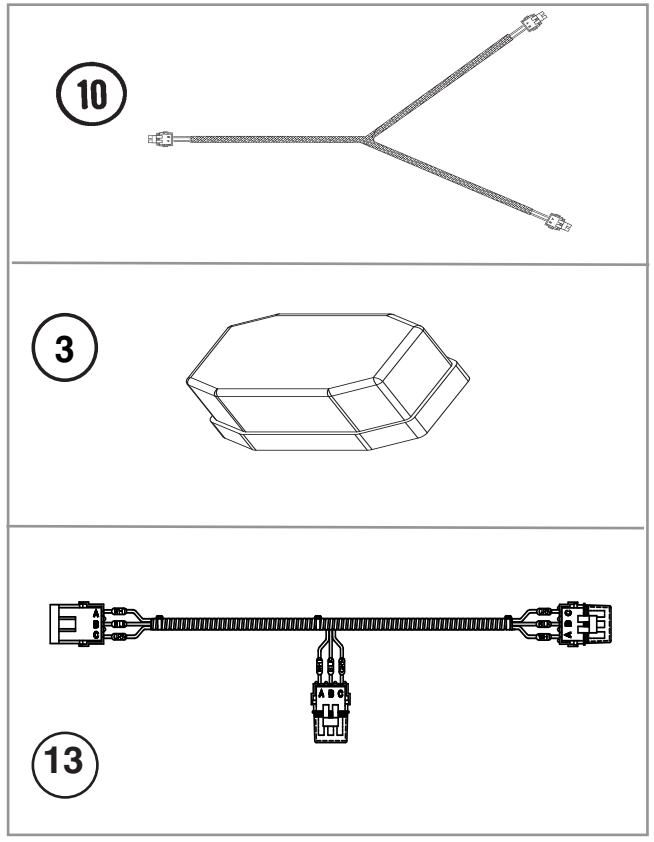
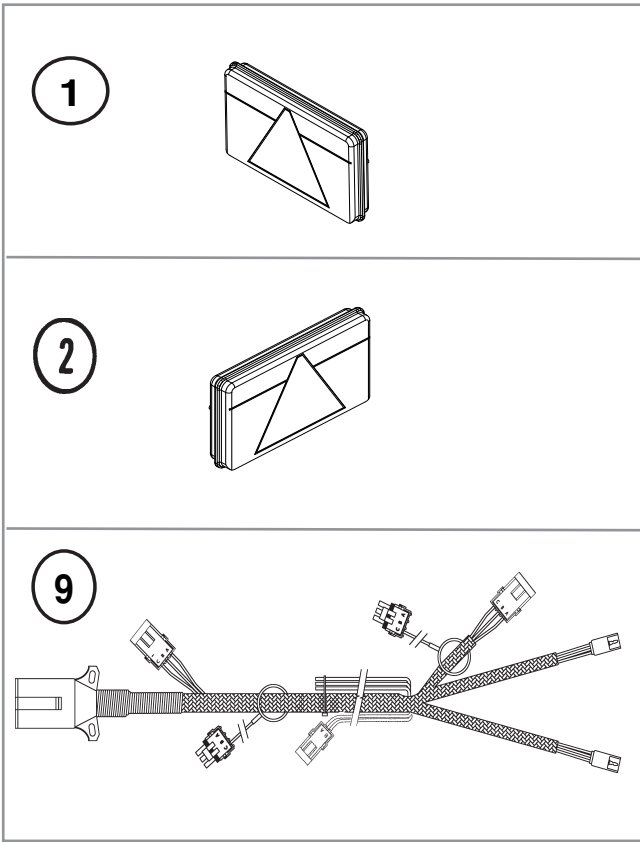
Model 3500

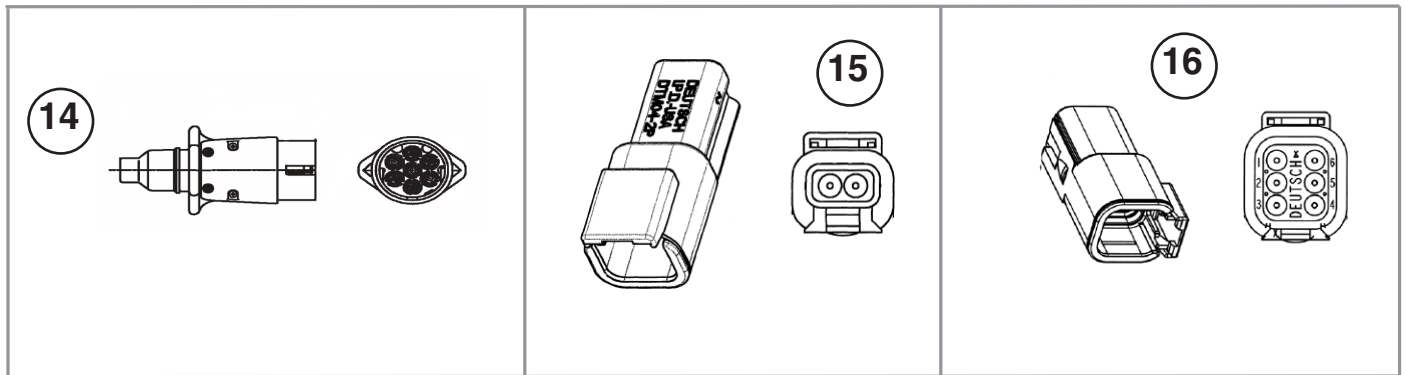
ITEM	PART NO.	QTY.	DESCRIPTION
1	G6602-10	1	Swivel Tee, 7/8"-14 JIC
2	*GA21525-77	1	Hose Assy 5/8 X 77 (10F-10M)
3	*GA21533-30	1	Hose Assy 3/4 X 30 (12M-12F)
4	*GA3371	1	Hose Assy 3/4 X 25 (12F-12F)
5	*GA21530-140	1	Hose Assy 5/8 X 140 (10F-10F)
6	*GA1421	1	Hose Assy 1/2 X 84 (10F-10F)
7	GA12802	1	Tank

[See "Mechanical Planter Hydraulic System" on page P128](#) for part numbers of components that are not listed

*** Hydraulic hose is not stocked by Kinze Repair Parts.**

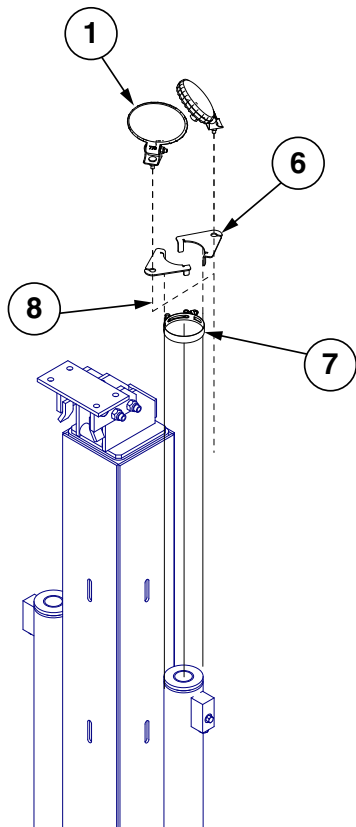
(TWL23/A9152a/ELC38/MTR27/MTR27a/ELC8/ELC39/A9689/A10924)



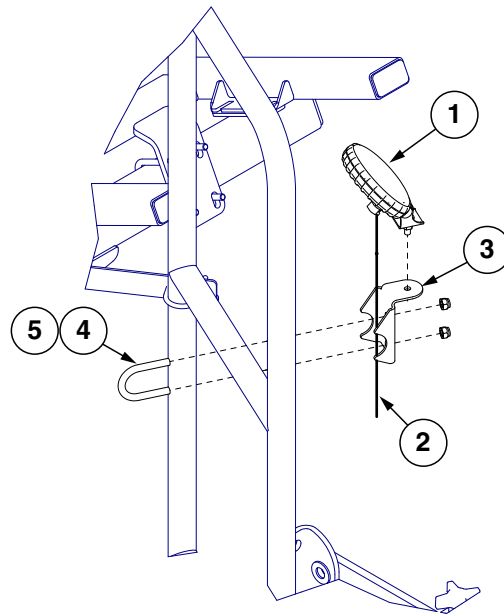


ITEM	PART NO.	QTY.	DESCRIPTION
1	GA25774	1	Light Assembly (RH)
2	GA25775	1	Light Assembly (LH)
3	GA25776	2	Light Assembly
4	G1K248	-	3-Pin Female Connector Kit (Black), Includes: (3) 3-Pin Female Housings, (9) Pin Contacts, (9) Seals
5	G1K252	-	3-Pin Male Connector Kit (Black), Includes: (3) 3-Pin Male Housings, (9) Socket Contacts, (9) Seals
6	GD11089	-	Sealing Plug
7	GA8047	-	Dust Plug (Black)
8	GD6291	1-2	Insulated Clamp, 3/8"
	GD22965	-	Insulated Clamp, 1/4"
	G11091	-	Serrated Flange Nut, 3/8"-16
9	GA25784	-	7 Terminal Female Connector (Included W/GA9152 and GA9153)
10	GA10924	1	Wiring Harness, 348"
11	G1K321	-	2-Pin Female Connector Kit (Black), Includes: (3) 2-Pin Female Housings, (6) Pin Contacts, (6) Seals
12	G1K320	-	2-Pin Male Connector Kit (Black), Includes: (3) 2-Pin Male Housings, (6) Socket Contacts, (6) Seals
13	GA13551	-	Tee Junction Harness
14	GA21862	1	7-Pin Plug (ISO 1724)
15	GD27132	-	2-PIN DEUTSCH DTM RECEPT
16	GD25563	-	6-PIN DEUTSCH DTM RECEPT

(A24505/A24506)



Conventional

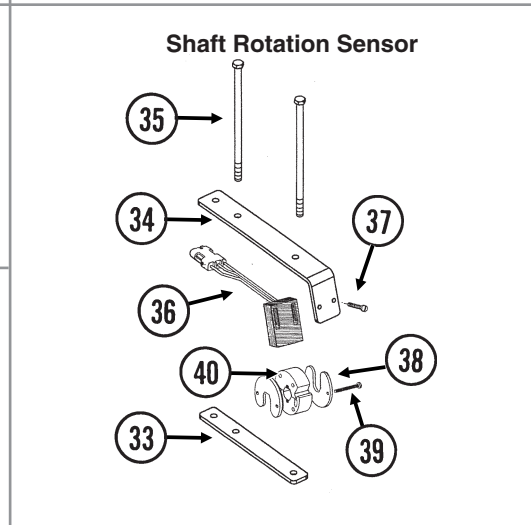
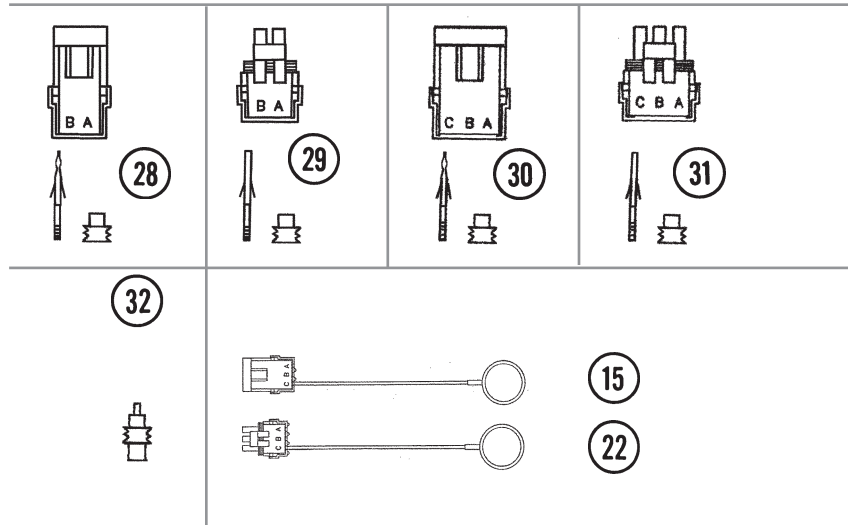
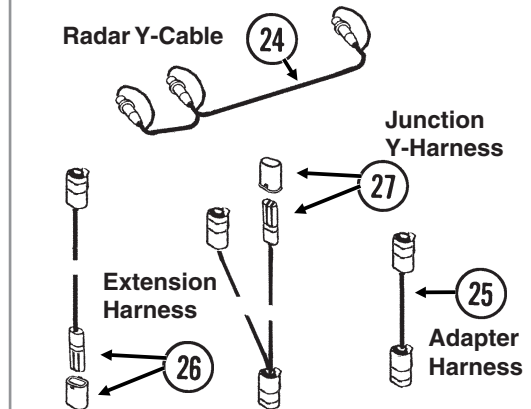
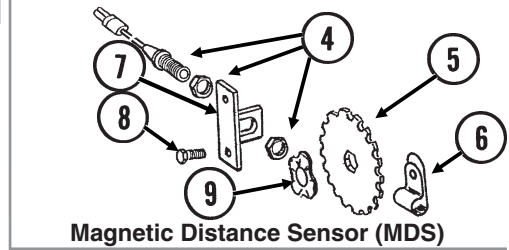
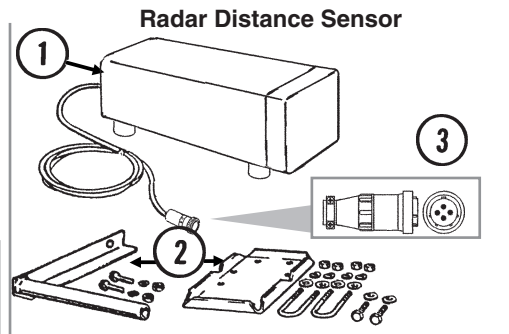
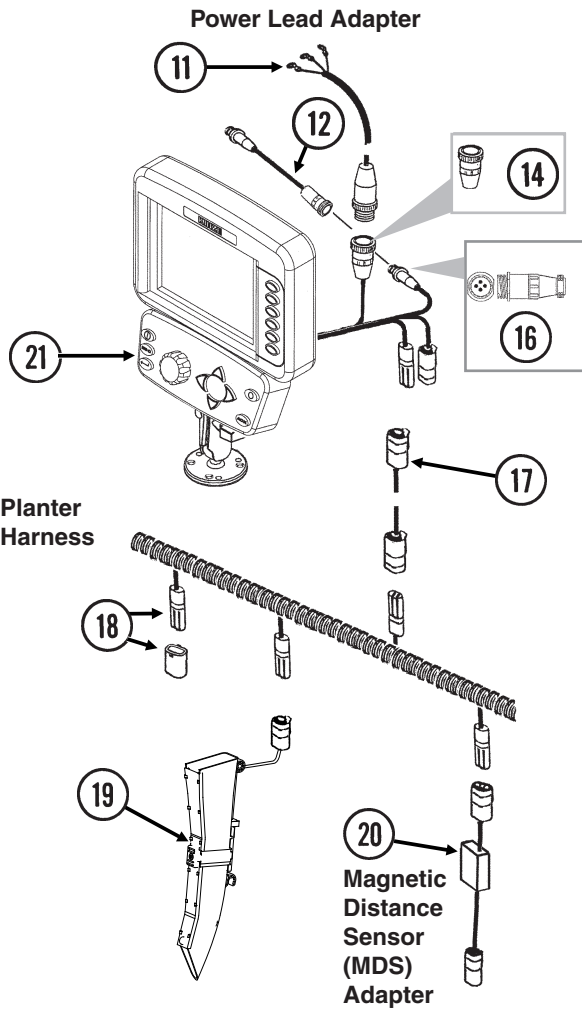


Bulk Fill

ITEM	PART NO.	QTY.	DESCRIPTION
1	GA18486	2	LED Work Light Assembly
2	GA24605	1	Work Light Wire Harness
3	GD26989	2	Work Light Bracket
4	GD27190	2	U-Bolt, 1½" x ⅜"-16
5	G11091	4	Serrated Flange Nut, ⅜"-16
6	GD35928	2	Bracket, 4¼" x 4"
7	G11137	1	T-Bolt Clamp, 3½", Stainless Steel
8	GA24501	1	Work Light Wire Harness

This page left blank intentionally.

(MTR58)



ITEM	PART NO.	QTY.	DESCRIPTION
1	GA7858	-	Radar Distance Sensor W/20' Cable
2	GA8026	-	Radar Sensor Pipe/Mounting Bracket Package
3	G1K323	-	4-Pin Connector Kit W/Female Housing, Includes: (4) Pins And (1) Cable Clamp
4	GA5600	1	Magnetic Distance Sensor
5	GD8751	-	Magnetic Distance Sensor Pulse Wheel
6	GD13348	-	Insulated Clamp, 1 $\frac{1}{16}$ "
7	GD8770	1	Bracket
8	G10001	2	Hex Head Cap Screw, $\frac{3}{8}$ "-16 x 1"
	G10229	2	Lock Washer, $\frac{3}{8}$ "
	G10101	2	Hex Nut, $\frac{3}{8}$ "-16
9	GD8771	1	Spring Wave Washer
10	---	-	---
11	GA17547	1	Power Adapter Cable
12	GA9144	-	Monitor/Radar Adapter Cable, 10"
13	---	-	---
14	G1K268	-	Console Cable Connector Kit, Includes: (1) Cable Clamp, (1) 3-Pin Connector, (1) Lock Ring, (3) Female Terminal Pins
15	GA8046	-	Dust Plug (Black)
	GA9978	-	Dust Plug (Blue)
16	G1K322	-	4-Pin Connector Kit W/Male Housing, Includes: (4) Female Socket Contacts And (1) Cable Clamp
17	---	-	Included In Light Wiring Harness, See Item 2, page P142
18	GA8021	-	Planter Harness W/Dust Caps, 4 Row (7 Connectors)
	GA8022	-	Planter Harness W/Dust Caps, 6 Row (9 Connectors) (6 Row Mechanical)
	GA7850	-	Planter Harness W/Dust Caps, 8 Row (12 Connectors)
	GB1090	-	(6 Row Vacuum and 8 Row Mechanical/Vacuum) Dust Cap (Included W/GA8021, GA8022, and GA7850)
19	GA21515	-	Seed Tube W/Computerized Sensor
	GA20902	-	Seed Tube (With Holes For Sensor Installation)
20	GA7859	1	Magnetic Distance Sensor Adapter (Analog To Digital)
21	8647x	1	KPM III Backlit Console W/Brush (Item 23), Dust Plug (Item 22), Console Mounting Bracket Hardware And Power Harness
	GA12403	-	Mounting Bracket Assembly, Includes: (2) Mounting Brackets, (2) Connector Halves, (1) Compression Spring, (1) Tension Knob, (1) $\frac{1}{4}$ "-20 x $\frac{1}{4}$ " Hex Head Cap Screw, (1) $\frac{1}{4}$ " Plastic Washer, (1) $\frac{1}{4}$ " Steel Washer
	GR1762	-	Console Mounting Bracket Hardware Package, Includes: (3) No. 10-32 x $\frac{5}{8}$ " Hex Socket Pan Head Plated Screws, (3) $\frac{1}{4}$ " Plated Lock Washers
	GA16082	-	KPM III Console Power Harness
22	GA8047	-	Dust Plug (Black)
	GA9978	-	Dust Plug (Blue)
23	GR0594	-	Brush
24	GR0586	1	Radar Y-Cable (Used To Connect Radar Distance Sensor For Multiple Functions)
25	GA7857	-	Adapter Harness, 1'
26	GA7854	-	Extension Harness W/Dust Cap, 15'
	GA7855	-	Extension Harness W/Dust Cap, 30'
	GB1090	-	Dust Cap (Included W/GA7854 and GA7855)
27	GA7853	-	Junction Y-Harness W/Dust Cap
	GB1090	-	Dust Cap (Included W/GA7853)
28	G1K321	-	2-Pin Female Connector Kit (Black), Includes: (3) 2-Pin Female Housings, (6) Pin Contacts, (6) Seals

Continued on the next page.

ITEM	PART NO.	QTY.	DESCRIPTION
29	G1K320	-	2-Pin Male Connector Kit (Black), Includes: (3) 2-Pin Male Housings, (6) Socket Contacts, (6) Seals
30	G1K248	-	3-Pin Female Connector Kit (Black), Includes: (3) 3-Pin Female Housings, (9) Pin Contacts, (9) Seals
	G1K362	-	3-Pin Female Connector Kit (Blue), Includes: (3) 3-Pin Female Housings, (9) Pin Contacts, (9) Seals
31	G1K252	-	3-Pin Male Connector Kit (Black), Includes: (3) 3-Pin Male Housings, (9) Socket Contacts, (9) Seals
	G1K363	-	3-Pin Male Connector Kit (Blue), Includes: (3) 3-Pin Male Housings, (9) Socket Contacts, (9) Seals
32	GD11089	-	Sealing Plug
33	GD18168	2	Mount
34	GD18118	2	Shaft Sensor Mount
35	G10686	4	Hex Head Cap Screw, 3/8"-16 x 8"
	G10229	4	Lock Washer, 3/8"
	G10101	4	Hex Nut, 3/8"-16
36	GR1415	1	Rotation Sensor
37	G11288	2	Pan Head Screw, No. 10-32 x 1 1/4"
	G10243	2	Washer, No. 10 SAE
	G10758	2	Hex Nut, No. 10-32
38	GD11474	2	Cover
39	G10927	2	Pan Head Machine Screw, No. 8-32 x 1 1/4", Stainless Steel
	G10931	2	Lock Washer, No. 8, Internal/External, Stainless Steel
	G10928	2	Hex Nut, No. 8-32, Stainless Steel
40	GR1414	1	Actuator
A	GA6147	-	Magnetic Distance Sensor And Mounting Package (Items 4-9)
B	GR1763	-	KPM III Loaner (Display Only)
C	GA13521	-	Shaft Sensor Mounting Package (Items 33-35 and 37-39)
D	GA8135	-	Shaft Rotation Kit, Includes: (2) Actuators (2) Rotation Sensors

This page left blank intentionally.

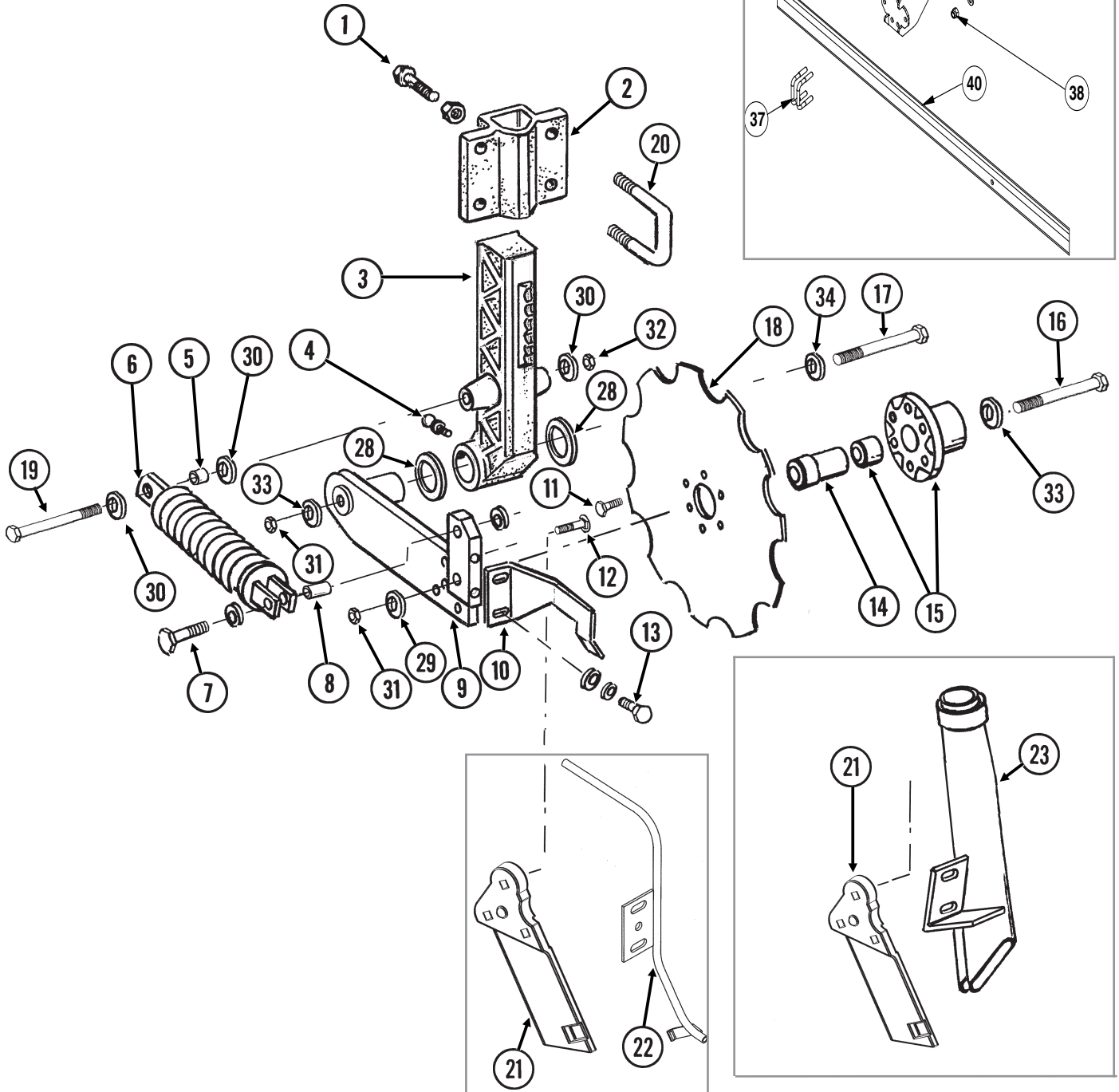
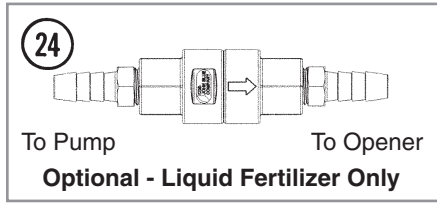
Notched Single Disc Fertilizer Opener

M0291-02

Model 3500

FOC018(TWL34e/TWL34f/TWL34g/FRTZ268b/FRTZ208)

NOTE: R.H. and L.H. is determined by which side of blade it is on in the direction of travel.



Notched Single Disc Fertilizer Opener

M0291-02

Model 3500

ITEM	PART NO.	QTY. (Per Assy.)	DESCRIPTION
1	G10017	3	Hex Head Cap Screw, 1/2"-13 x 1 1/2"
	G10102	3	Hex Nut, 1/2"-13
2	GB0405	1	Mount, L.H.
	GB0400	-	Mount, R.H. (Shown)
3	GB0296	1	Arm, 13 1/2"
4	G10640	1	Grease Fitting, 1/4"-28
5	GD12685	1	Bushing, 3/4" O.D. x 1/2" Long
6	GA6966	1	Compression Spring Assembly
7	G10047	1	Hex Head Cap Screw, 3/8"-16 x 1 3/4"
	G11387	2	Flat Washer, 3/8" SAE
	G10108	1	Lock Nut, 3/8"-16
8	GD1026	1	Sleeve, 1 3/16" Long
9	GA9433	1	Pivot Arm, L.H. (Shown)
	GA9434	-	Pivot Arm, R.H.
10	GD11557	1	Scraper, L.H. (Shown)
	GD11558	-	Scraper, R.H.
11	G10002	6	Hex Head Cap Screw, 3/8"-16 x 3/4"
12	G10306	3	Carriage Bolt, 3/8"-16 x 2"
	G10108	3	Lock Nut, 3/8"-16
13	G10991	2	Hex Head Cap Screw, 5/16"-18 x 7/8"
	G10232	2	Lock Washer, 5/16"
	G11386	6	Flat Washer, 5/16" SAE
14	GD12679	1	Stepped Spacer, 3" Long
15	GA9437	1	Hub W/Bearing
	GA8603	-	Bearing, Double Row (Included W/GA9437)
16	G10011	1	Hex Head Cap Screw, 5/8"-11 x 5 1/2"
17	G10046	1	Hex Head Cap Screw, 5/8"-11 x 5"
18	GD12676	1	Disc Blade, Notched, 16 3/4"
19	G10871	1	Hex Head Cap Screw, 1/2"-13 x 6"
20	GD13287	2	U-Bolt, 1 1/2" x 2 1/2" x 1/2"-13
	G11389	4	Flat Washer, 1/2" Plated SAE
	G10111	4	Lock Nut, 1/2"-13
21	GB0323	1	Knife, L.H. (Shown)
	GB0322	-	Knife, R.H.
22	GA12108	1	Drop Tube, Liquid Fertilizer (Shown)
	GA12109	-	Drop Tube, Liquid Fertilizer
23	GA10047	1	Drop Tube, L.H., Dry Fertilizer
	GA10048	-	Drop Tube, R.H., Dry Fertilizer (Shown)
27	GA9820	1	Opener Mount (Included W/GA9820)
	GD11113	2	U-Bolt, 5" x 7" x 5/8"-11 (Included W/GA9820)
	G10230	4	Lock Washer, 5/8" (Included W/GA9820)
	G10104	4	Hex Nut, 5/8"-11 (Included W/GA9820)
28	G10450	-	Machine Bushing, 1 1/2", 18 Gauge (As Required)
29	GD12677	1	Washer, 1 1/2" O.D., 7 Gauge, Hardened
30	G11389	-	Flat Washer, 1/2" Plated SAE
31	G10107	-	Lock Nut, 5/8"-11
32	G10111	-	Lock Nut, 1/2"-13
33	G11391	-	Flat Washer, 5/8" SAE
34	G10217	-	Washer, 5/8" USS
35	GA25749	6	Mount

Continued on the next page.

Notched Single Disc Fertilizer Opener

M0291-02

Model 3500

ITEM	PART NO.	QTY. (Per Assy.)	DESCRIPTION
36	G11389	24	Flat Washer, 1/2" Plated SAE
	G11511	26	Lock Nut, 1/2"-13
37	GD13287	12	U-Bolt, 1 1/2" x 2 1/2" x 1/2"-13
38	G11510	12	Locknut, 5/8"-11, Grade 8
	G11390	12	Flat Washer, 9/16" SAE
39	GD1113	6	U-Bolt, 5" x 7" x 5/8"-11
40	GD35732	2	Tube

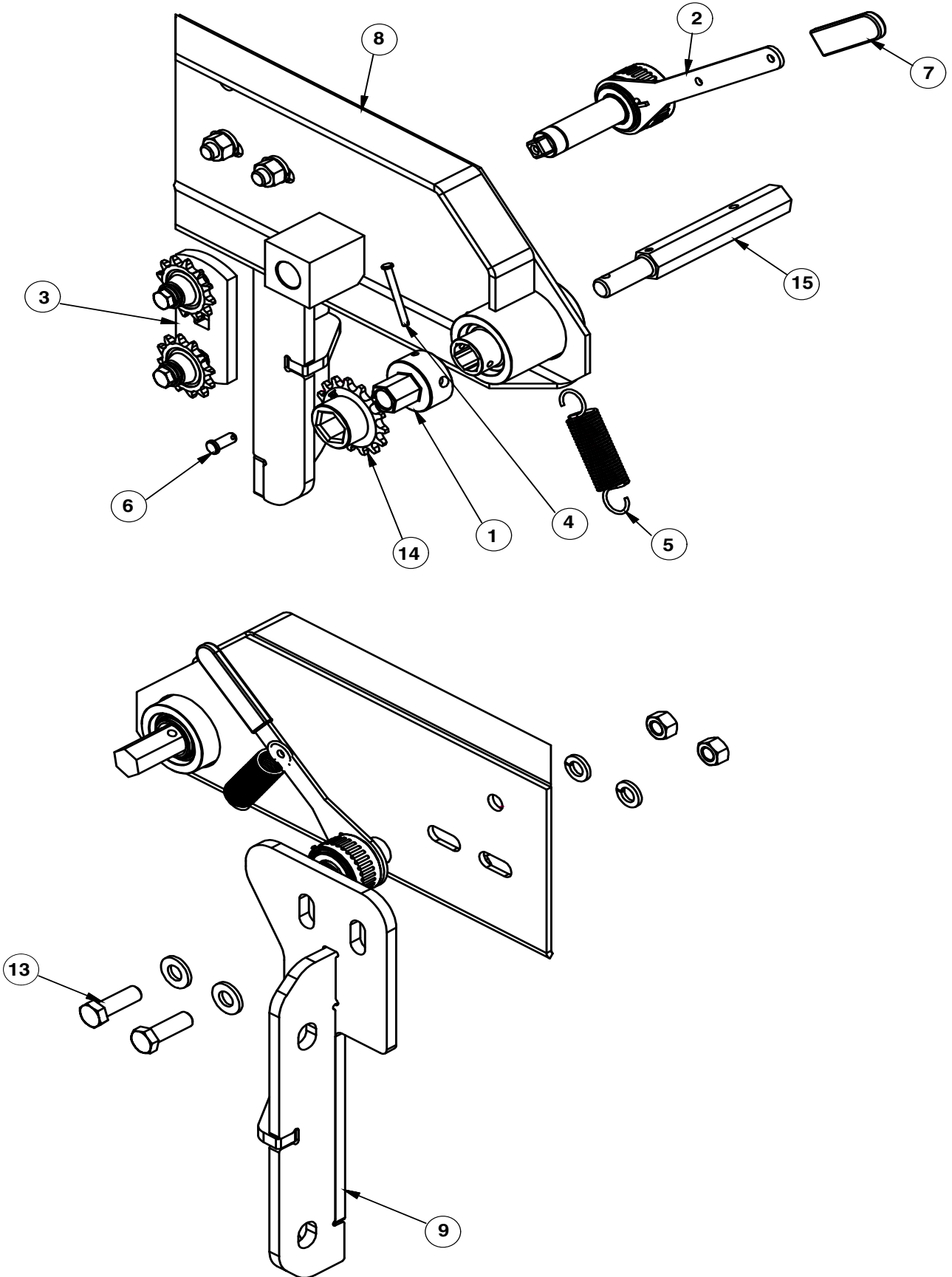
This page left blank intentionally.

Dry Fertilizer Transmission Assembly

M0291-02

Model 3500

(A26139)



Dry Fertilizer Transmission Assembly

M0291-02

Model 3500

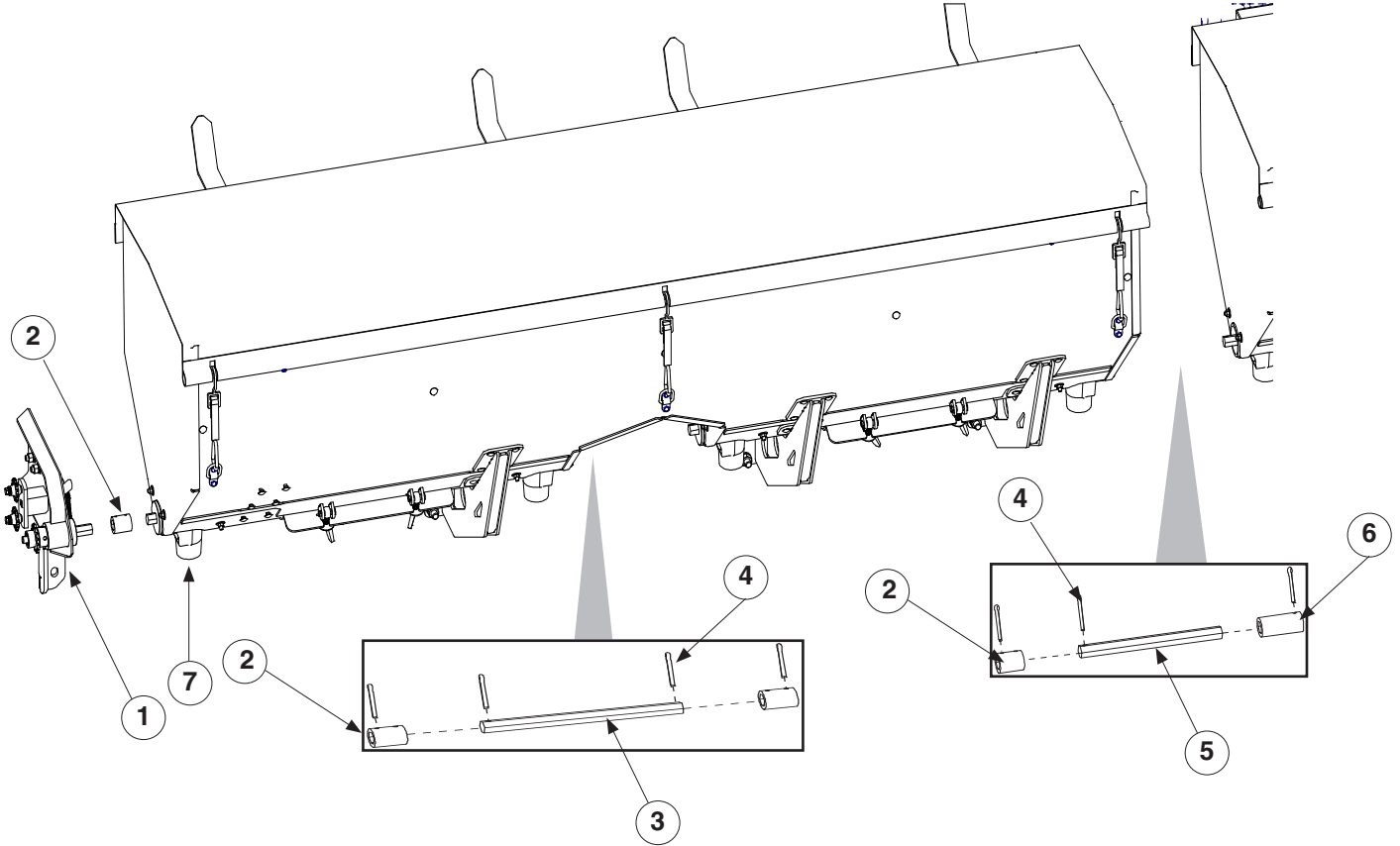
ITEM	PART NO.	QTY.	DESCRIPTION
1	GD7127	1	Shear Coupler
2	GA10030	1	Spring
3	GA7336	1	Idler
4	G10821	1	Clevis Pin, 3/16" x 2"
5	GD5857	1	Spring
6	G10408	1	Clevis Pin, 5/16" x 3/4"
7	G11078	1	Vinyl Cap
8	GA6579	1	Transmission Assembly
9	GA25892	1	Transmission Mount
13	G10017	2	Hex Head Cap Screw, 1/2"-13 x 1 1/2"
	G11389	2	Flat Washer, 1/2" Plated SAE
	G10228	2	Lock Washer, 1/2"
	G10102	2	Hex Nut, 1/2"-13
14	GA5105	1	Sprocket, 15 Tooth
15	GD7870	1	Shaft, 7"

Dry Fertilizer Couplers/Shfts

M0291-02

Model 3500

(A25750)



ITEM	PART NO.	QTY.	DESCRIPTION
1	See "Dry Fertilizer Transmission Assembly" on page P154		
2	GD5886	3	Coupler, 1 3/4"
3	GD2548-10.75	2	Hex Shaft, 7/8" x 10 3/4" (1 Hole)
4	G10460	11	Cotter Pin, 1/4" x 2"
5	GD2548-10.25	1	Hex Shaft, 7/8" x 10 1/4" (1 Hole)
6	GD7867	4	Coupler, 3"
7	GA21239	6	Hose with clamps

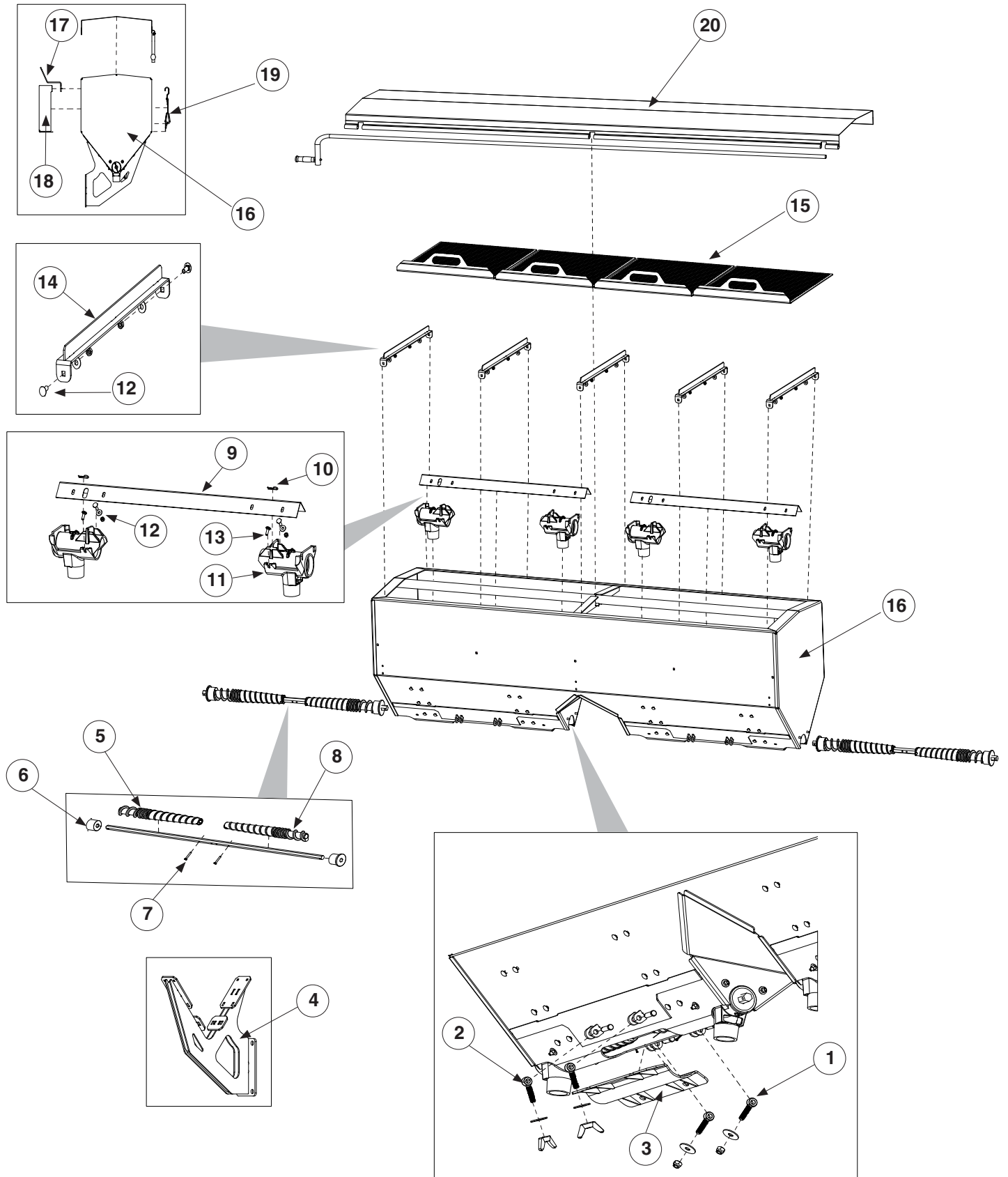
This page left blank intentionally.

Dry Fertilizer Hopper and Mounts

M0291-02

Model 3500

(A25910)



Dry Fertilizer Hopper and Mounts

M0291-02

Model 3500

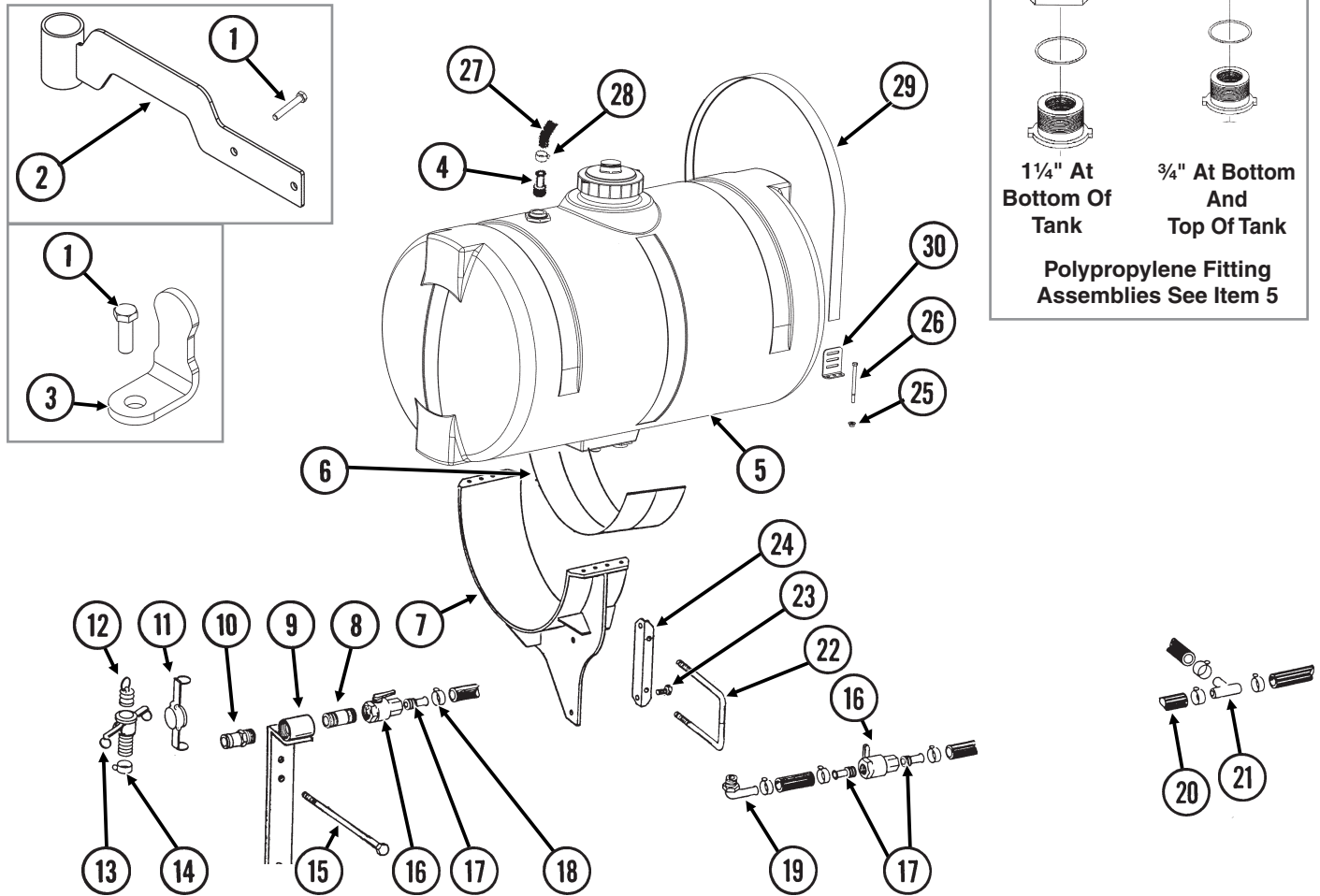
ITEM	PART NO.	QTY. (Per Hopper)	DESCRIPTION
1	G12215	2	Bolt M12x60
	G12217	2	Washer M12
	G12218	2	Lock Nut, M12
2	G12215	2	Bolt M12x60
	G12217	2	Washer M12
	G12216	2	Lock Nut, M12
	G10451	2	Cotter Pin, 1/8" x 1"
	G11966	2	Pin 7/16x1-1/2
3	GA25908	2	Fertilizer door
4	GA25753	1	Mount
5	GB0199	1	Auger, L.H.
6	GB0200	2	Bearing
7	G10103	2	Hex Nut, 1/4"-20
	G10638	2	Hex Head Cap Screw, 1/4"-20 x 2"
8	GB0198	1	Auger, R.H.
9	GD1207	1	Baffle
10	G10670	2	Hair Pin Clip, No. 3
11	GD1200	2	Outlet Housing
12	G11943	2	Washer 5/16
	G11950	2	Hex Nut 5/16*18
	G11942	2	Bolt 5/16-18X1
13	G11942	2	Bolt 5/16-18X1
14	GA25757	1	Stiffener
15	GA25909	4	Screen
16	GA27037	1	Hopper
17	GD35717	4	Clamp Catchers
18	GA26137	1	Clean-out Chute
	GD35973	1	Clean-out Chute Bracket
	G10379	20	Flat Washer, 5/16"
	G11950	20	Hex Nut 5/16*18
	G11942	20	Bolt 5/16-18X1
19	GD35684	6	Ring 0,79X2,17
	GD35667	6	Carabiner
	G11473	1	Hex Head Cap Screw 1/4-20" X 1/2"
	G10588	1	Hex Nut, 1/4"-20, Stainless Steel
	G11389	1	Flat Washer, 1/2" Plated SAE
20	GA25902	1	Handle
	GA25758	1	Tarp

Liquid Fertilizer Tanks, Saddles, Mounts, Hoses, and Fittings

M0291-02

Model 3500

LFC012rev(FRTZ201e/PT51/TWL62C)



ITEM	PART NO.	QTY.	DESCRIPTION
1	G10004	-	Hex Head Cap Screw, 3/8"-16 x 1 1/4"
	G11091	-	Serrated Flange Nut, 3/8"-16
2	GA14112	2	Hose Guide
3	GD20060	2	Hose Bracket
4	G10626	-	Adapter, 1 1/4" NPT To Barb
5	GA14049	2	Tank W/Sealed Lid and Fittings, 150 Gallon
	GA16428	1	Lid, 7" W/Vacuum Breaker (Included W/GA14049)
	GA16157	1	Vacuum Breaker (Included W/GA16428)
	GR1708	-	3/4" Bulkhead Overflow Fitting Assembly (Overflow Fitting, Nut, Bushing, And O-Ring) (Top And Bottom Of Tank) (Included W/GA14049)
	GR0508	-	1 1/4" Polypropylene Fitting Assembly (Nut, Bushing, and O-Ring) (Bottom Of Tank) (Included W/GA14049)
	GR1941	1	Lid Seal (Included W/GA14049)
6	GD1862	1	Pad, 8" x 14' (For Two 30" Tanks)
7	GA7375	-	Tank Mount (2 Per Tank)
8	G10619	-	Close Nipple, 1 1/4" NPT
9	GA5917	1	Quick Fill Mount
10	GD1514	1	Adapter, 1 1/4" Male NPT To Cam Lock
11	GD1515	1	Dust Cap, 1 1/4" Cam Lock
12	GD1517	1	Dust Plug, 1 1/4" Male Cam Lock
13	GD1516	1	Adapter, 1 1/4" Barb To Female Cam Lock

Liquid Fertilizer Tanks, Saddles, Mounts, Hoses, and Fittings

M0291-02

Model 3500

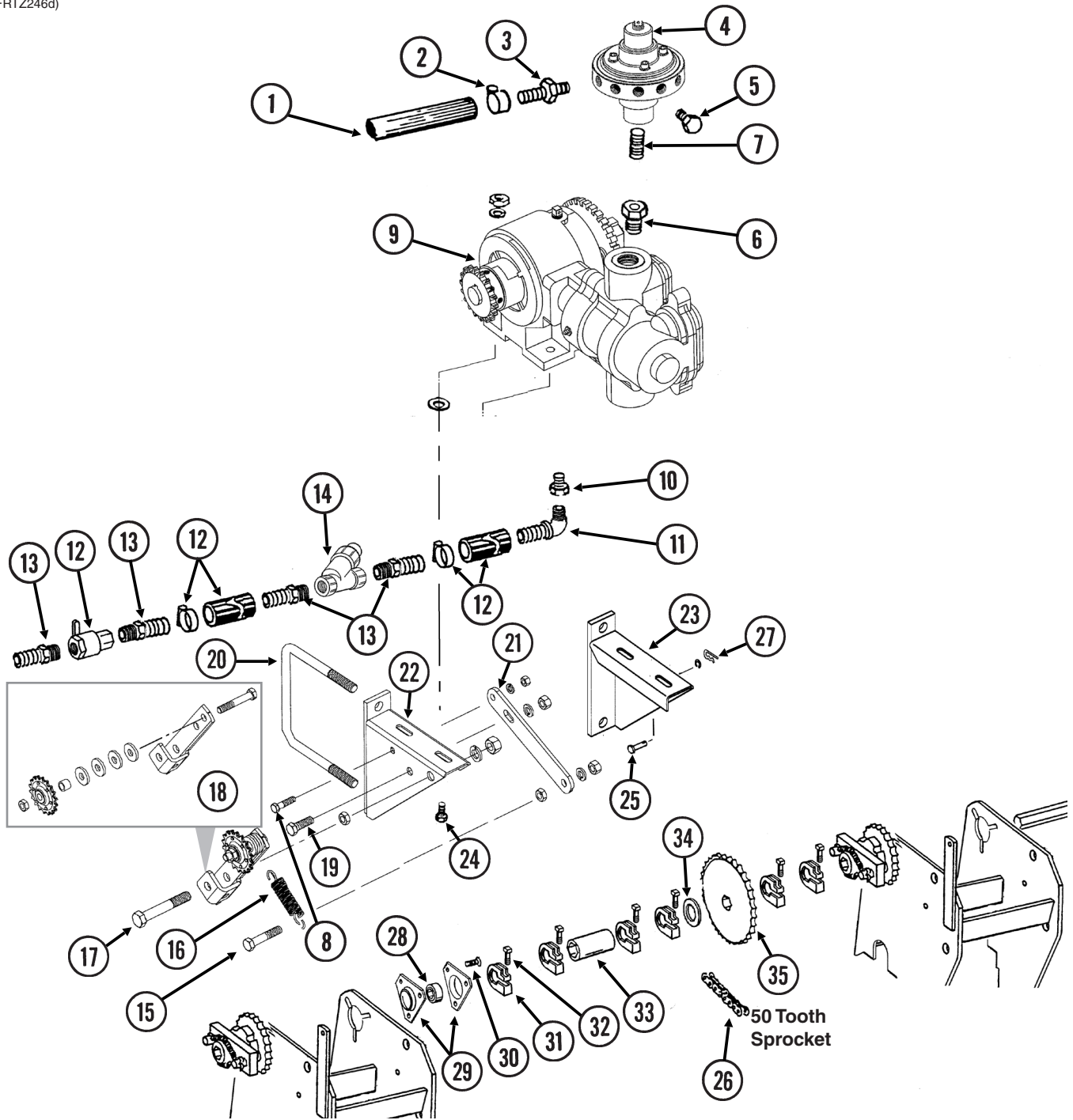
ITEM	PART NO.	QTY.	DESCRIPTION
14	G10672	1	Hose Clamp, No. 28
15	G10829	2	Hex Head Cap Screw, 1/2"-13 x 6 1/2" (Used Between Light Assembly And Quick Fill Mount)
	G11389	2	Flat Washer, 1/2" SAE
	G10228	2	Lock Washer, 1/2"
	G10102	2	Hex Nut, 1/2"-13
16	GA4976	-	Shutoff Valve, 1 1/4" NPT
	GR1015	-	Body O-Ring (Included W/GA4976)
	GR1016	-	Stem O-Ring (Included W/GA4976)
	GR1017	-	Teflon Seat (Included W/GA4976)
	GR1018	-	Ball (Included W/GA4976)
	GR1019	-	Handle (Included W/GA4976)
17	G10626	-	Adapter, 1 1/4" NPT To Barb
18	G10674	-	Hose Clamp, No. 24
19	G10629	2	Elbow, 90°, 1 1/4" NPT To Barb
20	G4200-02	1	Hose, 1 1/4" x 27', 6 Row 30"
	G4200-03	-	Hose, 1 1/4" x 32', 8 Row 30"
21	G10633	1	Tee, 1 1/4" Barb
22	GD1747	4	U-Bolt, 5" x 7" x 3/4"-10
	G10231	8	Lock Washer, 3/4"
	G10105	8	Hex Nut, 3/4"-10
23	G10007	-	Hex Head Cap Screw, 5/8"-11 x 1 1/2"
	G10230	-	Lock Washer, 5/8"
	G10104	-	Hex Nut, 5/8"-11
24	GD10110	-	Mounting Angle (2 Per Tank)
25	G10901	16	Lock Nut, 3/8"-16
26	G10485	16	Hex Head Tap Bolt, 3/8"-16 x 5"
27	G4602-01	1	Black Helix Hose, 1 1/4" x 18'
28	G10674	4	Hose Clamp, No. 24
29	GD11124	4	Strap, 84"
30	GD11123	8	Anchor (Sub GA8114)

Liquid Fertilizer Piston Pump Mounting Brackets and Driveline

M0291-02

Model 3500

(FRTZ246d)



ITEM	PART NO.	QTY.	DESCRIPTION
1	G4301-02	-	Hose, 3/8" x 50', 6 Row 30"
	G4301-04	-	Hose, 3/8" x 100', 8 Row 30"
2	G10681	8	Hose Clamp, No. 6 (As Required)
3	GD11700	-	Adapter, 1/4" NPT To 3/8" Barb (As Required)
4	---	-	See "Liquid Fertilizer Piston Pump Flow Divider" on page P166
5	G10292	-	Pipe Plug, 1/4" NPT (As Required)
6	G11237	1	Reducing Bushing, 1 1/2" Male NPT To 3/4" Female
7	G10994	1	Close Nipple, 3/4" NPT, Stainless Steel

Liquid Fertilizer Piston Pump Mounting Brackets and Driveline

M0291-02

Model 3500

ITEM	PART NO.	QTY.	DESCRIPTION
8	G10003	1	Hex Head Cap Screw, 3/8"-16 x 1 1/2"
	G10229	1	Lock Washer, 3/8"
	G10101	1	Hex Nut, 3/8"-16
9	---	-	See "Liquid Fertilizer Piston Pump Uses 18 Tooth Sprocket" on page P164
10	G10615	1	Reducing Bushing, 1 1/2" Male NPT To 1 1/4" Female
11	G10629	1	Elbow, 90°, 1 1/4" NPT To Barb
12	---	-	See "Liquid Fertilizer Tanks, Saddles, Mounts, Hoses, and Fittings" on page P160
13	G10626	4	Adapter, 1 1/4" NPT To Barb
14	GA3893	1	Strainer Complete
	GR0880	-	Screen, No. 40 Mesh (Included W/GA3893)
	GR0881	-	Gasket (Included W/GA3893)
	GR0882	-	Y-Body (Included W/GA3893)
	GR0883	-	End Cap (Included W/GA3893)
15	G10053	1	Hex Head Cap Screw, 1/2"-13 x 2 1/2"
	G10228	1	Lock Washer, 1/2"
	G10501	1	Hex Jam Nut, 1/2"-13, Grade 2
	G10102	1	Hex Nut, 1/2"-13
16	GD5857	1	Spring
17	G10036	1	Hex Head Cap Screw, 5/8"-11 x 4"
	G10230	1	Lock Washer, 5/8"
	G10503	1	Hex Jam Nut, 5/8"-11, Grade 2
	G10104	1	Hex Nut, 5/8"-11
18	GA11024	1	Idler W/Sprocket And Hardware
	GA7154	1	Sprocket W/Bearing, 18 Tooth (Included W/GA11024)
	G10038	1	Hex Head Cap Screw, 1/2"-13 x 3" (Included W/GA11024)
	G10168	4	Machine Bushing, 1/2", 7 Gauge (Included W/GA11024)
	GD11158	1	Spacer, 3/4" O.D. x 9/16" Long (Included W/GA11024)
	G10501	1	Hex Jam Nut, 1/2"-13, Grade 2 (Included W/GA11024)
19	G10037	1	Hex Head Cap Screw, 1/2"-13 x 1 1/4"
	G10228	1	Lock Washer, 1/2"
	G10102	1	Hex Nut, 1/2"-13
20	GD1113	2	U-Bolt, 5" x 7" x 5/8"-11
	G10230	4	Lock Washer, 5/8"
	G10104	4	Hex Nut, 5/8"-11
21	GD16157	1	Bracket
22	GA10603	1	Pump Mount, L.H.
23	GA4620	1	Pump Mount, R.H.
24	G10001	4	Hex Head Cap Screw, 3/8"-16 x 1"
	GR1122	4	Mounting Pad
	G11387	4	Flat Washer, 3/8" SAE
	G10229	4	Lock Washer, 3/8"
	G10101	4	Hex Nut, 3/8"-16
25	G10478	1	Clevis Pin, 5/16" x 1"
	G10409	1	Retaining Ring, 5/16"
26	G3310-88	1	Chain, No. 40, 88 Pitch Including Connector Link
	GR0912	-	Connector Link, No. 40
27	G10670	1	Hair Pin Clip, No. 3
28	G2100-03	1	Bearing, 7/8" Hex Bore, Spherical
29	G3400-01	2	Flangette
30	G10303	3	Carriage Bolt, 5/16"-18 x 1"
	G10620	3	Serrated Flange Nut, 5/16"-18
31	GD11045	5	Lock Clamp
32	G10130	5	Square Head Machine Bolt, 5/16"-18 x 1 3/4"
	G10923	5	Flange Nut, 5/16"-18, No Serration
33	GD1719	1	Coupler, 4"
34	G10233	1	Machine Bushing, 1 1/2" x 1/32", 10 Gauge
35	GA5194	1	Sprocket, 50 Tooth

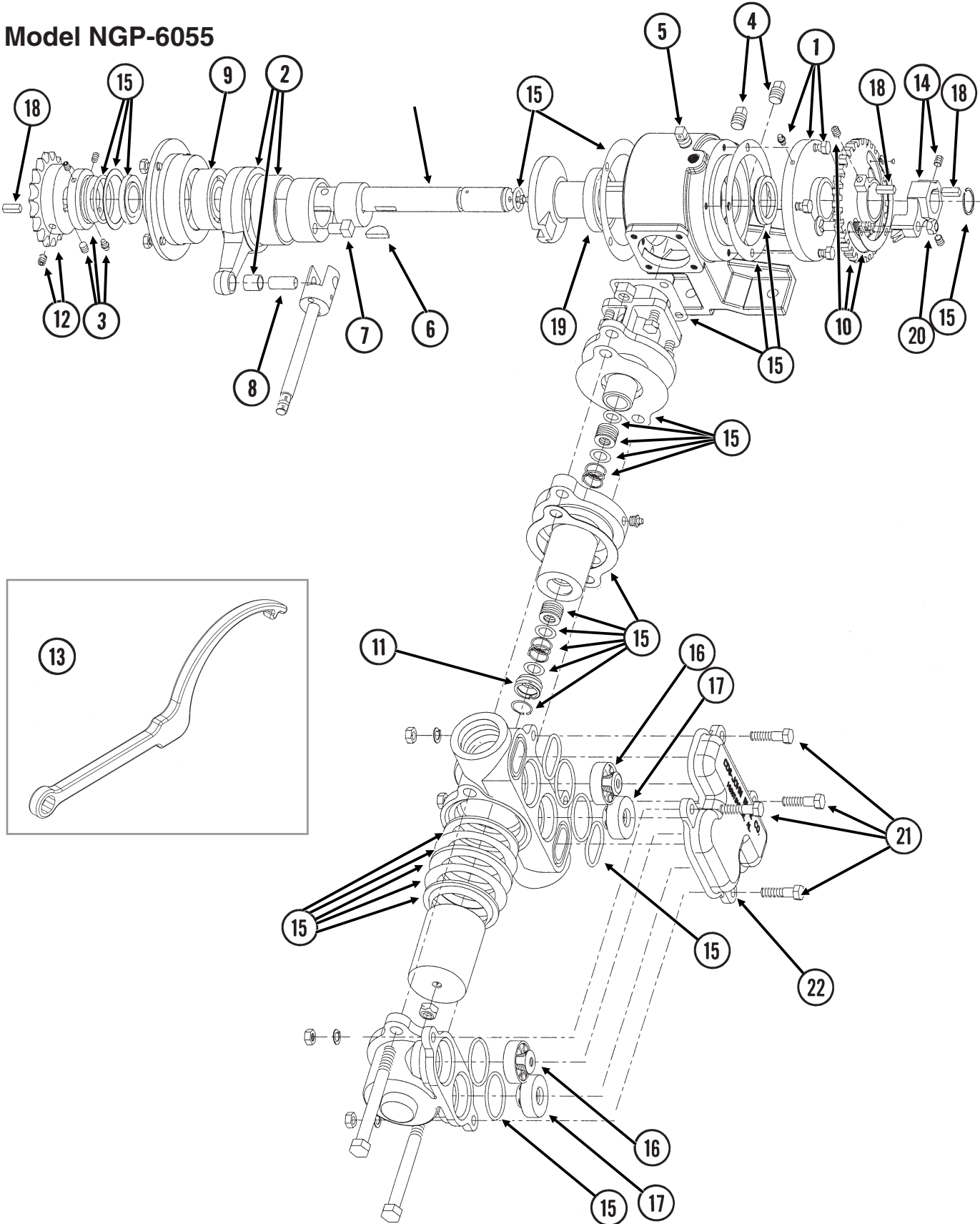
Liquid Fertilizer Piston Pump Uses 18 Tooth Sprocket

M0291-02

Model 3500

(A12335a/GR1808)

Model NGP-6055



Liquid Fertilizer Piston Pump Uses 18 Tooth Sprocket

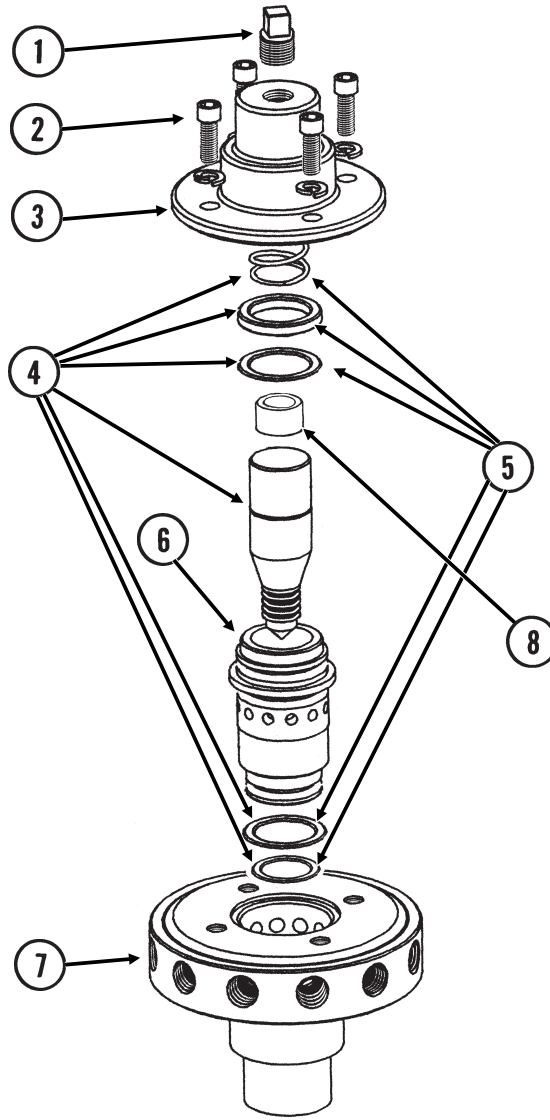
M0291-02

Model 3500

ITEM	PART NO.	QTY.	DESCRIPTION
1	GR1804	1	Flange Cover Assembly
	G10991	4	Hex Head Cap Screw, 5/16"-18 x 7/8"
2	GR1802	1	Connecting Rod Assembly
3	GR1801	1	Spacer Assembly
	G10693	3	Hex Socket Head Set Screw, 5/16"-18 x 3/8"
4	GR1123	2	Plug
5	GR1543	1	Vent Plug
6	GR1112	1	Woodruff Key
7	GR1120	1	Eccentric Pin
8	GR1124	1	Pin
9	GR1104	1	Bearing
10	GR1805	1	Setting Hub Assembly
11	GR1134	1	Stuffing Box Insert
12	GR1389	1	Sprocket, 18 Tooth
13	GR1808	1	Adjustment Wrench
14	GR1806	1	Setting Pointer Assembly
15	GR1795	1	Repair Kit, Includes: (6) Gaskets, (9) O-Rings, (4) Washers, (1) Retaining Ring, (2) Oil Seals, (1) Snap Ring, (1) Thrust Washer, (1) Rod Bushing, (2) Flange Plunger Packings, (2) Packing Springs, (2) Rod Vee Packing Sets
16	GR1799	2	Discharge Valve Assembly
17	GR1797	2	Suction Valve Assembly
18	GR1118	3	Setting Arm Key
19	GR1116	1	Bearing
20	G10306	1	Carriage Bolt, 3/8"-16 x 2"
	G10108	1	Lock Nut, 3/8"-16
21	G10003	4	Hex Head Cap Screw, 3/8"-16 x 1 1/2"
	G11387	4	Flat Washer, 3/8" SAE
	G10229	4	Lock Washer, 3/8"
	G10101	4	Hex Nut, 3/8"-16
22	GR2003	1	Valve Cover
23	GR2185	1	Crankshaft
A	GA12330	-	Piston Pump Complete W/18 Tooth Sprocket (Model NGP-6055)

(FRTZ159/PT40a/FRTZ202c)

Model FD-1200 Flow Divider, 12 Outlet



3/4" NPT

Liquid Fertilizer Piston Pump Flow Divider

M0291-02

Model 3500

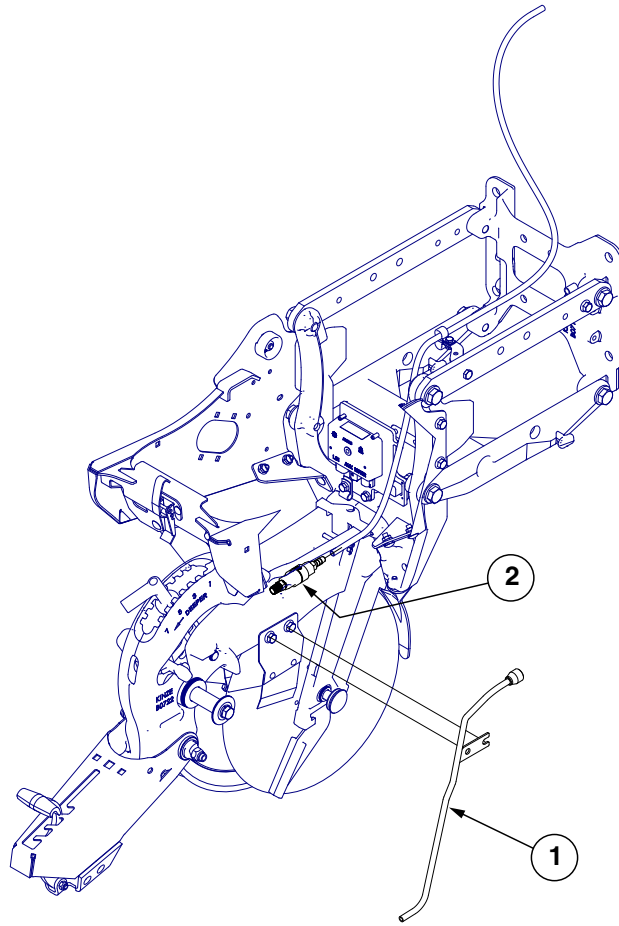
ITEM	PART NO.	QTY.	DESCRIPTION
1	GR1543	1	Vent Plug
2	GR1542	4	Hex Socket Head Screw, ¼"-20 x ¾"
	GR1541	4	Lock Washer, ¼", Stainless Steel
3	GR1540	1	Cap
4	GR1544	1	Needle Assembly W/Seal Kit (Item 22)
5	GR1545	1	Seal Kit, Includes: (3) O-Rings, (1) Seal, (1) Spring
6	GR1535	1	Sleeve
7	GR1533	1	Body (12 Outlets)
8	GR1574	-	Sleeve, 1" O.D. x ½" Long, Stainless Steel
A	GA8931	1	Liquid Fertilizer Piston Pump Flow Divider Complete, 12 Outlet (Model FD-1200)

Liquid Fertilizer Tube In Furrow

M0291-02

Model 3500

(A18821a)



ITEM	PART NO.	QTY.	DESCRIPTION
1	GA18822	-	Liquid Fertilizer Tube
2	GA20583	-	Check Valve Assembly

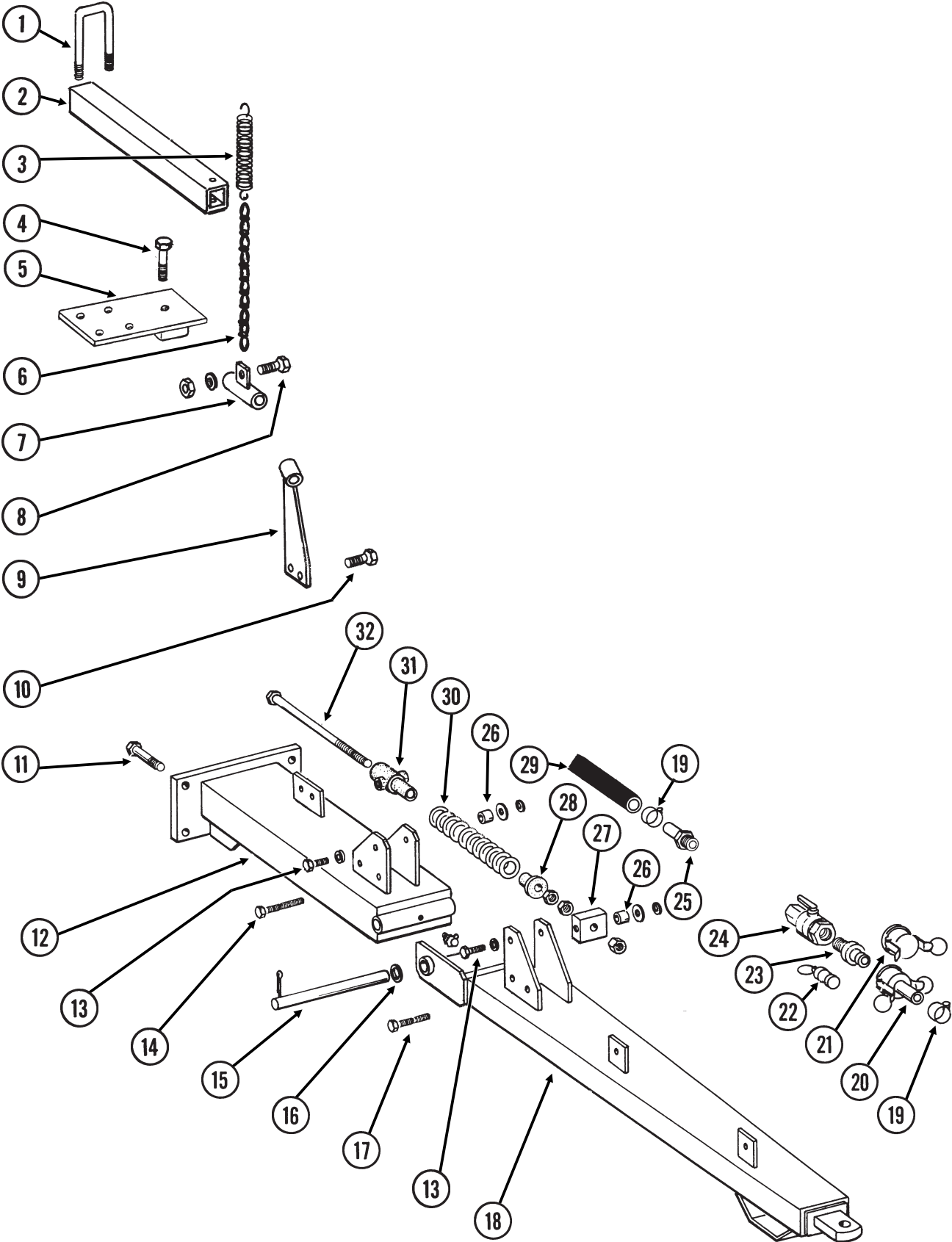
This page left blank intentionally.

Rear Trailer Hitch

M0291-02

Model 3500

PHA032/LFC003(TWL47b)










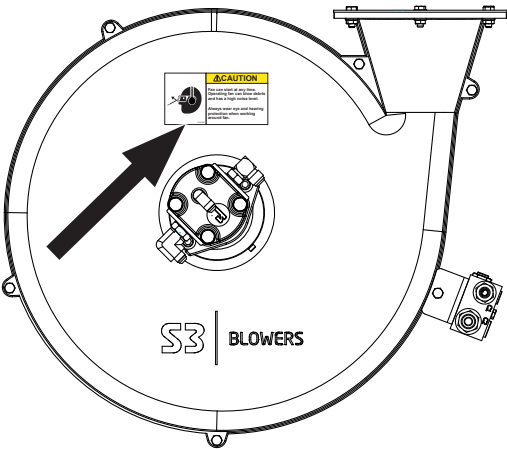


Rear Trailer Hitch



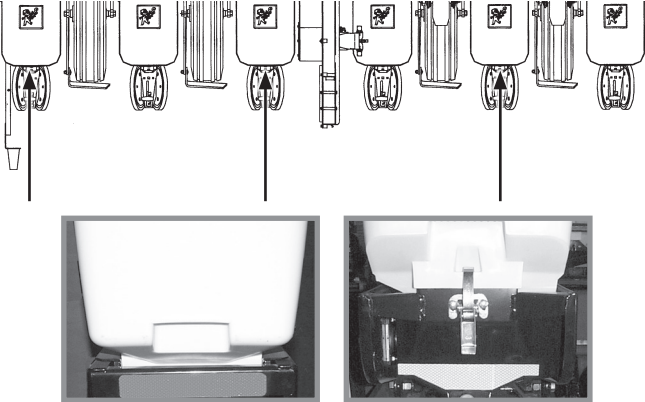



M0291-02

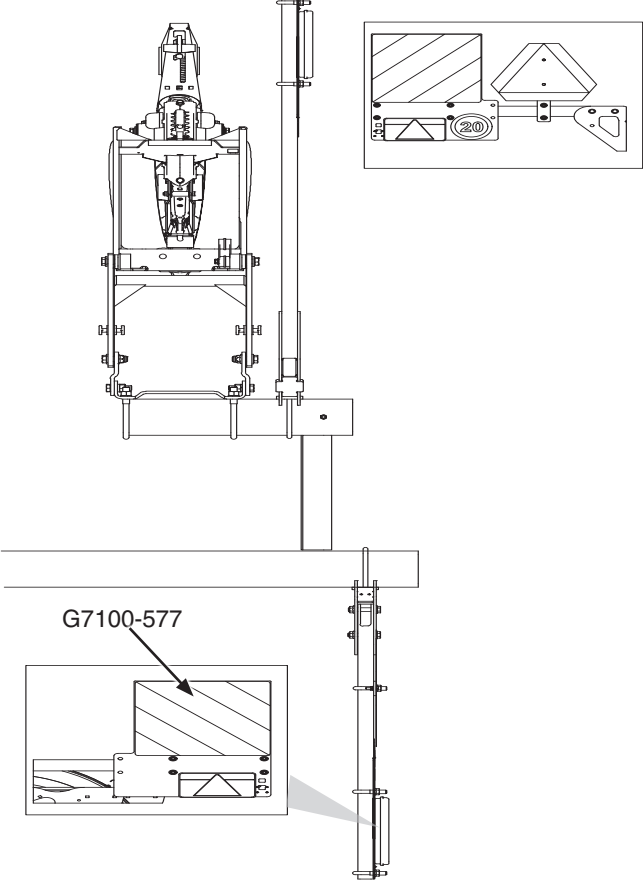
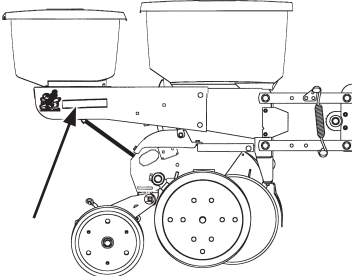
Model 3500

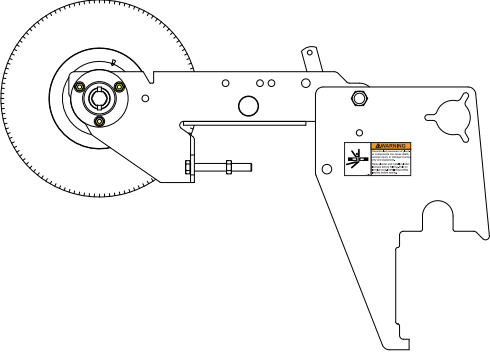





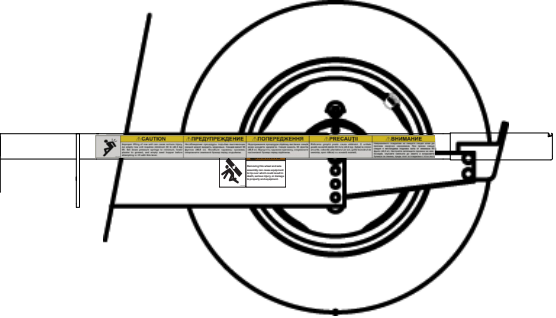

ITEM	PART NO.	QTY.	DESCRIPTION
1	GD2721	2	U-Bolt, 2" x 2" x 1/2"-13
	G10228	4	Lock Washer, 1/2"
	G10102	4	Hex Nut, 1/2"-13
2	GD10196	-	Hanger Tube
3	GD0829	-	Spring
4	G10013	1	Hex Head Cap Screw, 5/8"-11 x 3 1/2" (As Required)
	G11391	1	Flat Washer, 5/8" SAE (As Required)
	G10230	1	Lock Washer, 5/8" (As Required)
	G10056	-	Hex Head Cap Screw, 3/4"-10 x 3 1/2" (As Required)
	G11392	-	Flat Washer, 3/4" SAE (As Required)
	G10231	-	Lock Washer, 3/4" (As Required)
	5	GA7211	1
6	G3305-03	-	Twin Loop Chain, 15 Links
7	GA7209	-	Hose Support
8	G10064	1	Hex Head Cap Screw, 1/4"-20 x 1"
	G11385	2	Flat Washer, 1/4" SAE
	G10110	1	Lock Nut, 1/4"-20, Grade B
9	GA7208	-	Hose Support
10	G10004	2	Hex Head Cap Screw, 3/8"-16 x 1 1/4"
	G10108	2	Lock Nut, 3/8"-16
11	G10826	5	Hex Head Cap Screw, 1"-8 x 2 1/2"
	G10396	5	Lock Nut, 1"-8
12	GA6960	1	Hitch
13	G10007	4	Hex Head Cap Screw, 5/8"-11 x 1 1/2"
	G11391	4	Flat Washer, 5/8" SAE
	G10230	4	Lock Washer, 5/8"
14	G10756	1	Hex Head Cap Screw, 3/8"-16 x 6"
	G10229	1	Lock Washer, 3/8"
	G10101	1	Hex Nut, 3/8"-16
15	GD3547	1	Pin, 1 1/4" x 12 3/4"
16	G11396	2	Flat Washer, 1 1/4" SAE
	G10460	2	Cotter Pin, 1/4" x 2"
17	G10172	1	Hex Head Cap Screw, 3/8"-16 x 5"
	G10229	1	Lock Washer, 3/8"
	G10101	1	Hex Nut, 3/8"-16
18	GA6961	1	Hitch
19	G10672	6	Hose Clamp, No. 28
20	GD1516	1	Adapter, 1 1/4" Barb To Female Cam Lock
21	GD1515	1	Dust Cap, 1 1/4" Cam Lock
22	GD1517	1	Dust Plug, 1 1/4" Male Cam Lock
23	GD1514	1	Adapter, 1 1/4" Male NPT To Cam Lock
24	GA4976	1	Shutoff Valve, 1 1/4" NPT
	GR1015	-	Body O-Ring (Included W/GA4976)
	GR1016	-	Stem O-Ring (Included W/GA4976)
	GR1017	-	Teflon Seat (Included W/GA4976)
	GR1018	-	Ball (Included W/GA4976)
	GR1019	-	Handle (Included W/GA4976)
25	G10626	1	Adapter, 1 1/4" NPT To Barb
26	GB0218	4	Bushing, 2 1/32" I.D. x 7/8" O.D. x 1 9/32" Long
27	GD7908	1	Tap Block
28	GD34923	1	Spring Seat
29	G4200-01	1	Hose, 1 1/4" x 22'
30	GD2115	1	Spring
31	GB0206	1	Rod Guide
32	GD7907	1	Special Bolt
	G10105	3	Hex Nut, 3/4"-10






		
	<p>Part No.: GD2199 Description: SMV Sign Quantity: 1</p>	
	<table border="1" style="width: 100%;"> <tr> <td data-bbox="943 646 1089 831" style="text-align: center;">  </td> <td data-bbox="1089 646 1317 831"> <p>⚠ WARNING</p> <p>Uncontrolled machine movement can crush resulting in death, serious injury, or damage to property and equipment.</p> <p>Install safety lockup devices before working under or transporting this equipment.</p> </td> </tr> </table>	
	<p>⚠ WARNING</p> <p>Uncontrolled machine movement can crush resulting in death, serious injury, or damage to property and equipment.</p> <p>Install safety lockup devices before working under or transporting this equipment.</p>	
<p>Part No.: English version- G7100-385 Russian version- G7100-385RUS Bulgarian version- G7100-385BGR Romanian version- G7100-385ROU Ukrainian version- G7100-385UKR</p> <p>Description: Decal, Warning Quantity: 2 (1 On Each End of Planter Frame)</p>		

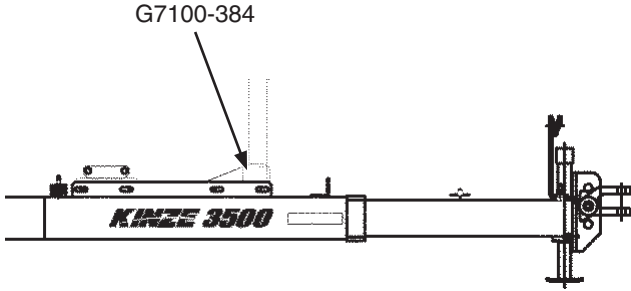

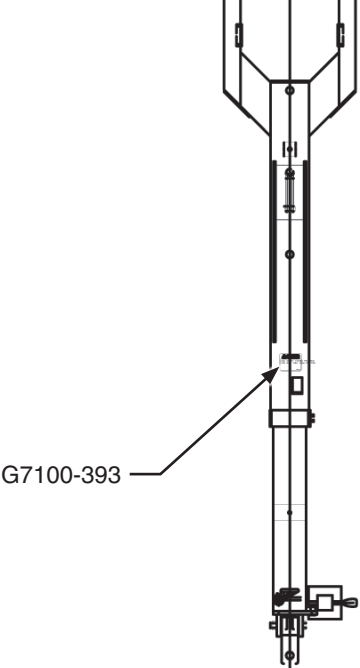

 <p>G7100-397</p> <p>G7100-385</p>	<div style="border: 1px solid black; padding: 5px;"> <p>⚠ WARNING</p>  <p>7100-387</p> <p>Row marker can lower at any time and could cause death or serious injury.</p> <p>Stay away from row markers!</p> <p>Install safety lockup device when not in use.</p> </div>
	<p>Part No.: English version- G7100-397 Russian version- G7100-397RUS Bulgarian version- G7100-397BGR Romanian version- G7100-397ROU Ukrainian version- G7100-397UKR</p> <p>Description: Decal, Warning</p> <p>Quantity: 1 (Per Row Marker Cylinder - Conventional) 4 (2 Per Row Marker)</p>
	<div style="border: 1px solid black; padding: 5px;">  <p>⚠ WARNING</p> <p>Uncontrolled machine movement can crush resulting in death, serious injury, or damage to property and equipment.</p> <p>Install safety lockup devices before working under or transporting this equipment.</p> <p>7100-382</p> </div>
	<p>Part No.: English version- G7100-385 Russian version- G7100-385RUS Bulgarian version- G7100-385BGR Romanian version- G7100-385ROU Ukrainian version- G7100-385UKR</p> <p>Description: Decal, Warning</p> <p>Quantity: 1 (Located On Interplant Lift Cylinder Lockup)</p>
	<div style="border: 1px solid black; padding: 5px;">  <p>⚠ CAUTION</p> <p>Fan can start at any time. Operating fan can blow debris and has a high noise level.</p> <p>Always wear eye and hearing protection when working around fan.</p> <p>7100-392</p> </div>
	<p>Part No.: English version- G7100-392 Russian version- G7100-392RUS Bulgarian version- G7100-392BGR Romanian version- G7100-392ROU Ukrainian version- G7100-392UKR</p> <p>Description: Decal, Caution</p> <p>Quantity: Qty. 2 Located On Each Side Of Fan on 6 Row; Qty. 1 on 8 Row</p>

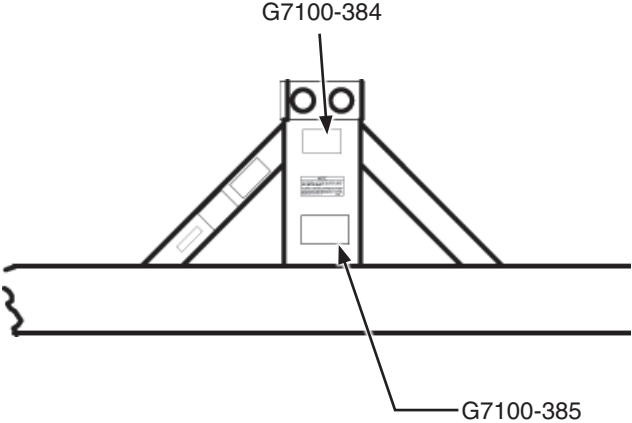




	 <p>Part No.: G7100-558 Description: Reflective Decal, Amber, 2" x 9", Rectangular Quantity: 7 On 6 Row/Qty. 8 On 8 Row (Located on the front planter toolbar in front of every other row unit beginning on the L.H. side of the planter and forward-facing on the outer ends of The transport axle. One located on each side of hitch.)</p>
	 <p>Part No.: G7100-558 Description: Reflective Decal, Amber, 2" x 9", Rectangular Quantity: 2 (Per Row Unit - Located On The Granular Chemical Hopper Panel Extension Of Every Other Row Unit Beginning On The L.H. Side Of The Planter - Side-Facing In Transport Position)</p> <p>Part No.: G7100-262 Description: Reflective Decal, Amber, 1 3/4" x 9", Die-Cut Quantity: 1 (Qty. 1 Per Row Unit - Located On The Hopper Support Of Every Other Row Unit Beginning On The L.H. Side Of The Planter - Side-Facing In Transport Position)</p>
	 <p>Part No.: G7100-557 Description: Reflective Decal, Red, 2" x 9" Rectangular Quantity: 1 (Per Scraper - Located On Top)</p> <p>Part No.: G7100-559 Description: Reflective Decal, Orange, 2" x 9" Rectangular Quantity: 1 (Per Scraper - Located On Bottom)</p>



	<div style="background-color: #cccccc; width: 100px; height: 20px; margin-bottom: 10px;"></div> <p>Part No.: G7100-578 Description: Decal, Speed limit 20 km/h Quantity: 1 (Located On The Light Bracket On the L.H. Side Of The Planter - Rear-Facing In Transport Position)</p> <p>Part No.: G7100-557 Description: Reflective Decal, Quantity: 1 (Located On The Light Bracket On the L.H. Side Of The Planter - Rear-Facing In Transport Position)</p> <p>1 (Located On The Outer Row Unit On the L.H. Side Of The Planter - Rear-Facing In Transport Position)</p>
<p>With Granular Chemical Option</p> 	<div style="background-color: #cccccc; width: 100px; height: 20px; margin-bottom: 10px;"></div> <p>Part No.: G7100-558 Description: Reflective Decal, Amber, 2" x 9", Rectangular Quantity: 1 (Located On The Outer Row Unit On The R.H. Side Of The Planter - Forward- Facing In Transport Position)</p>

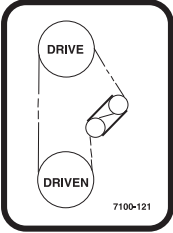
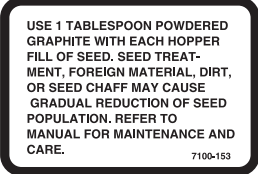

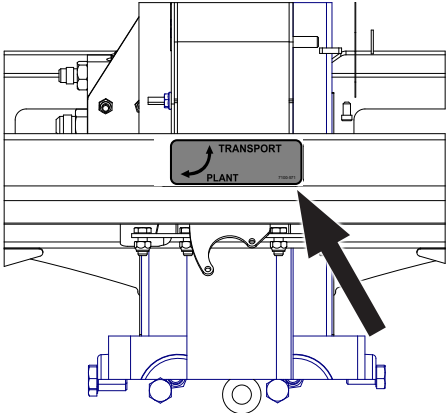

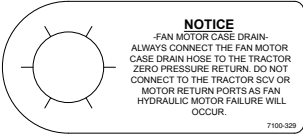
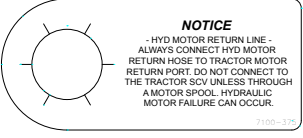

	<div style="border: 1px solid black; padding: 5px;">  <div style="background-color: #FFD700; padding: 2px; display: inline-block;">⚠ WARNING</div> <p>Uncontrolled movement of planter components can cause death, serious injury, or damage to property and equipment. Raise planter and install cylinder lockups before folding. Fold on level ground. Install wing safety latches before towing.</p> </div> <p>Part No.: English version- G7100-402 Russian version- G7100-402RUS Bulgarian version- G7100-402BGR Romanian version- G7100-402ROU Ukrainian version- G7100-402UKR</p> <p>Description: Decal, Warning Quantity: 1 (Located on Wheel Modules On Both Ends Of Planter)</p>										
	<div style="border: 1px solid black; padding: 5px;">  <div style="background-color: #FFD700; padding: 2px; display: inline-block;">⚠ WARNING</div> <p>Agricultural chemicals can cause death or serious injury to persons, animals, and plants or seriously damage soil, equipment, and property. Read and follow all chemical and equipment manufacturer labels and instructions.</p> </div> <p>Part No.: English version- G7100-381 Russian version- G7100-381RUS Bulgarian version- G7100-381BGR Romanian version- G7100-381ROU Ukrainian version- G7100-381UKR</p> <p>Description: Decal, Warning Quantity: 1 (1 Per Row Unit - Located On Underside Of Granular Chemical Hopper Lid)</p>										
	<div style="border: 1px solid black; padding: 5px;">  <div style="background-color: #FFD700; padding: 2px; display: inline-block;">⚠ CAUTION</div> <p>Improper lifting of row unit can cause serious injury. An empty row unit requires minimum 90 lb (40.8 kg) lift. Set down pressure springs to minimum, lower planter to ground, and empty seed hopper before attempting to lift with this lever.</p> </div> <p>Part No.: G7100-626 Description: Decal, Caution Quantity: 1 (Located On Interplant Push Row Unit Lift Lever)</p>										
	<div style="border: 1px solid black; padding: 5px;">  <div style="background-color: #FFD700; padding: 2px; display: inline-block;">⚠ WARNING</div> <p>Removing this wheel and axle assembly can cause equipment to tip over which could result in</p> </div> <table border="1" style="width: 100%; font-size: 8px; border-collapse: collapse;"> <tr> <td style="background-color: #FFD700; text-align: center;">⚠ CAUTION</td> <td style="background-color: #FFD700; text-align: center;">⚠ ПРЕДУПРЕЖДЕНИЕ</td> <td style="background-color: #FFD700; text-align: center;">⚠ ПОПЕРЕЖДЕНИЯ</td> <td style="background-color: #FFD700; text-align: center;">⚠ PRECAUTION</td> <td style="background-color: #FFD700; text-align: center;">⚠ ВНИМАНИЕ</td> </tr> <tr> <td>Improper lifting of row unit can cause serious injury. An empty row unit requires minimum 90 lb (40.8 kg) lift. Set down pressure springs to minimum, lower planter to ground, and empty seed hopper before attempting to lift with this lever.</td> <td>Неисправное поднятие ряда может вызвать серьезные травмы. Слегка опустите плантер и опустите давление пружин. Опустите плантер на землю, и опустите семенной бункер перед тем, как попытаться поднять ряд с помощью этого рычага.</td> <td>Неправильное поднятие ряда может вызвать серьезные травмы. Слегка опустите плантер и опустите давление пружин. Опустите плантер на землю, и опустите семенной бункер перед тем, как попытаться поднять ряд с помощью этого рычага.</td> <td>Removing this wheel and axle assembly can cause equipment to tip over which could result in</td> <td>Неисправное поднятие ряда может вызвать серьезные травмы. Слегка опустите плантер и опустите давление пружин. Опустите плантер на землю, и опустите семенной бункер перед тем, как попытаться поднять ряд с помощью этого рычага.</td> </tr> </table> <p>Russian version- G7100-386RUS Bulgarian version- G7100-386BGR Romanian version- G7100-386ROU Ukrainian version- G7100-386UKR</p> <p>Description: Decal, Warning Quantity: 1</p>	⚠ CAUTION	⚠ ПРЕДУПРЕЖДЕНИЕ	⚠ ПОПЕРЕЖДЕНИЯ	⚠ PRECAUTION	⚠ ВНИМАНИЕ	Improper lifting of row unit can cause serious injury. An empty row unit requires minimum 90 lb (40.8 kg) lift. Set down pressure springs to minimum, lower planter to ground, and empty seed hopper before attempting to lift with this lever.	Неисправное поднятие ряда может вызвать серьезные травмы. Слегка опустите плантер и опустите давление пружин. Опустите плантер на землю, и опустите семенной бункер перед тем, как попытаться поднять ряд с помощью этого рычага.	Неправильное поднятие ряда может вызвать серьезные травмы. Слегка опустите плантер и опустите давление пружин. Опустите плантер на землю, и опустите семенной бункер перед тем, как попытаться поднять ряд с помощью этого рычага.	Removing this wheel and axle assembly can cause equipment to tip over which could result in	Неисправное поднятие ряда может вызвать серьезные травмы. Слегка опустите плантер и опустите давление пружин. Опустите плантер на землю, и опустите семенной бункер перед тем, как попытаться поднять ряд с помощью этого рычага.
⚠ CAUTION	⚠ ПРЕДУПРЕЖДЕНИЕ	⚠ ПОПЕРЕЖДЕНИЯ	⚠ PRECAUTION	⚠ ВНИМАНИЕ							
Improper lifting of row unit can cause serious injury. An empty row unit requires minimum 90 lb (40.8 kg) lift. Set down pressure springs to minimum, lower planter to ground, and empty seed hopper before attempting to lift with this lever.	Неисправное поднятие ряда может вызвать серьезные травмы. Слегка опустите плантер и опустите давление пружин. Опустите плантер на землю, и опустите семенной бункер перед тем, как попытаться поднять ряд с помощью этого рычага.	Неправильное поднятие ряда может вызвать серьезные травмы. Слегка опустите плантер и опустите давление пружин. Опустите плантер на землю, и опустите семенной бункер перед тем, как попытаться поднять ряд с помощью этого рычага.	Removing this wheel and axle assembly can cause equipment to tip over which could result in	Неисправное поднятие ряда может вызвать серьезные травмы. Слегка опустите плантер и опустите давление пружин. Опустите плантер на землю, и опустите семенной бункер перед тем, как попытаться поднять ряд с помощью этого рычага.							







	 <p>WARNING</p> <p>Uncontrolled machine movement can crush resulting in death, serious injury, or damage to property and equipment.</p> <p>Install safety lockup devices before working under or transporting this equipment.</p>
<p>Part No.: English version- G7100-385 Russian version- G7100-385RUS Bulgarian version- G7100-385BGR Romanian version- G7100-385ROU Ukrainian version- G7100-385UKR</p> <p>Description: Decal, Warning</p> <p>Quantity: 1</p>	
	 <p>WARNING</p> <p>Transporting planter with hoppers over half full or unevenly loaded can cause loss of control and could result in death, serious injury, or damage to property and equipment. Properly load planter when transporting. Be aware of extra transport weight, and road conditions and limits.</p>
<p>Part No.: English version- G7100-400 Russian version- G7100-400RUS Bulgarian version- G7100-400BGR Romanian version- G7100-400ROU Ukrainian version- G7100-400UKR</p> <p>Description: Decal, Warning (2012 Production and On)</p> <p>Quantity: 2 (Located On Top Of Toolbar 36" From L.H. End of Toolbar And 28" From R.H. End of Toolbar)</p>	
 <p>WARNING</p> <p>Uncontrolled machine movement can crush resulting in death, serious injury, or damage to property and equipment.</p> <p>Install safety lockup devices before working under or transporting this equipment.</p>	<p>Part No.: English version- G7100-385 Russian version- G7100-385RUS Bulgarian version- G7100-385BGR Romanian version- G7100-385ROU Ukrainian version- G7100-385UKR</p> <p>Description: Decal, Warning (2012 Production and On)</p> <p>Quantity: 2 (Located On Top Of Toolbar 51" From L.H. End of Toolbar And 43" From R.H. End of Toolbar)</p>

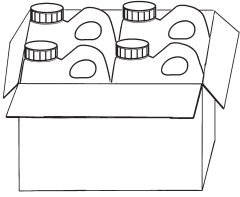




 <p>G7100-384</p>	 <div style="border: 1px solid black; padding: 5px;"> <p>WARNING</p> <p>Uncontrolled movement of equipment can cause loss of control and could result in death, serious injury, or damage to property and equipment. Install all safety pins before transporting equipment.</p> </div> <p>Part No.: English version- G7100-384 Russian version- G7100-384RUS Bulgarian version- G7100-384BGR Romanian version- G7100-384ROU Ukrainian version- G7100-384UKR</p> <p>Description: Decal, Warning Quantity: 2</p>
 <p>G7100-393</p>	 <div style="border: 1px solid black; padding: 5px;"> <p>WARNING</p> <p>Loss of control can cause death or serious injury, or damage to property and equipment. Tow only with farm tractor weight rated and configured for this equipment. Use safety chains and transport as specified in the Operator and Parts Manual.</p> </div> <p>Part No.: English version- G7100-393 Russian version- G7100-393RUS Bulgarian version- G7100-393BGR Romanian version- G7100-393ROU Ukrainian version- G7100-393UKR</p> <p>Description: Decal, Warning Quantity: 1</p>

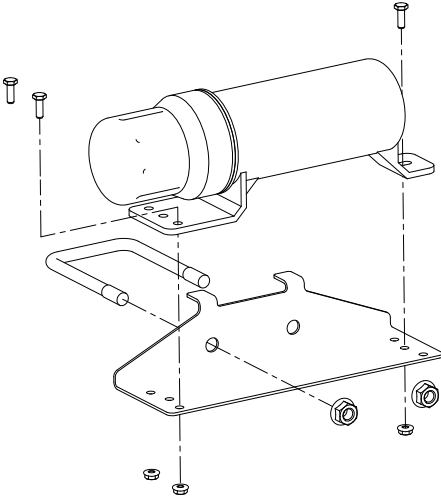

 <p>G7100-384</p> <p>G7100-385</p>	 <p>WARNING</p> <p>Uncontrolled movement of equipment can cause loss of control and could result in death, serious injury, or damage to property and equipment. Install all safety pins before transporting equipment.</p>
<p>Part No.: English version- G7100-384 Russian version- G7100-384RUS Bulgarian version- G7100-384BGR Romanian version- G7100-384ROU Ukrainian version- G7100-384UKR</p> <p>Description: Decal, Warning</p> <p>Quantity: 2 (Front and Rear)</p>	 <p>WARNING</p> <p>Uncontrolled machine movement can crush resulting in death, serious injury, or damage to property and equipment. Install safety lockup devices before working under or transporting this equipment.</p>
<p>Part No.: English version- G7100-385 Russian version- G7100-385RUS Bulgarian version- G7100-385BGR Romanian version- G7100-385ROU Ukrainian version- G7100-385UKR</p> <p>Description: Decal, Warning</p> <p>Quantity: 1</p>	
	<p>Part No.: GD2984 Description: Tie Strap, 33"-36"</p> <p>Part No.: GD1512 Description: Tie Strap, 7½"</p> <p>Part No.: GD2117 Description: Tie Strap, 14½"</p> <p>Part No.: GD2984 Description: Tie Strap, 34"</p> <p>Part No.: GD10057-01 Description: Hose Identification Sleeve, Red AA</p> <p>Part No.: GD10057-02 Description: Hose Identification Sleeve, Red BB</p> <p>Part No.: GD10057-03 Description: Hose Identification Sleeve, Blue AA</p> <p>Part No.: GD10057-04 Description: Hose Identification Sleeve, Blue BB</p> <p>Part No.: GD10057-19 Description: Hose Identification Sleeve, Orange CD</p>

 <p>ROTATE KNURLED COLLAR ON WRAP SPRING TIGHTENER TO RELEASE SPRING TENSION</p> <p>7100-295</p>	<p>Part No.: English version- G7100-295 Russian version- G7100-295RUS Bulgarian version- G7100-295BGR Romanian version- G7100-295ROU Ukrainian version- G7100-295UKR</p> <p>Description: Decal, Spring Tension Release</p> <p>Quantity: -</p>
 <p>WARNING</p> <p>Improper operation or servicing of this equipment can result in death or serious injury. Read and follow all instructions in the Operator and Parts Manual.</p> <p>Contact your Kinze dealer or go to www.kinze.com to order a replacement manual.</p> <p>7100-387</p>	<p>Part No.: English version- G7100-387 Russian version- G7100-387RUS Bulgarian version- G7100-387BGR Romanian version- G7100-387ROU Ukrainian version- G7100-387UKR</p> <p>Description: Decal, Warning</p> <p>Quantity: 1</p>

	<p>Part No.: English version- G7100-121 Russian version- G7100-121RUS Bulgarian version- G7100-121BGR Romanian version- G7100-121ROU Ukrainian version- G7100-121UKR</p> <p>Description: Decal, Transmission Quantity: 1</p>
	<p>Part No.: English version- G7100-153</p> <p>Description: Decal, Information Quantity: 1 Per Brush-Type Seed Meter</p>
	<p>Part No.: English version- G7100-337 Russian version- G7100-337RUS Bulgarian version- G7100-337BGR Romanian version- G7100-337ROU Ukrainian version- G7100-337UKR</p> <p>Description: Decal, Instruction</p>
	 <p>Part No.: English version- G7100-571 Russian version- G7100-571RUS Bulgarian version- G7100-571BGR Romanian version- G7100-571ROU Ukrainian version- G7100-571UKR</p> <p>Description: Decal, Transport Valve</p>
	<p>Part No.: English version- G7100-329 Russian version- G7100-329RUS Bulgarian version- G7100-329BGR Romanian version- G7100-329ROU Ukrainian version- G7100-329UKR</p> <p>Description: Tag, Fan Motor Case Drain</p>
	<p>Part No.: English version- G7100-375 Russian version- G7100-375RUS Bulgarian version- G7100-375BGR Romanian version- G7100-375ROU Ukrainian version- G7100-375UKR</p> <p>Description: Tag, Hydraulic Motor Return Line</p>
	<p>Part No.: English version- G7100-352 Russian version- G7100-352RUS Bulgarian version- G7100-352BGR Romanian version- G7100-352ROU Ukrainian version- G7100-352UKR</p> <p>Description: Decal, Tank Drain</p>

	<p>Part No.: English version- G7100-111 Russian version- G7100-111RUS Bulgarian version- G7100-111BGR Romanian version- G7100-111ROU Ukrainian version- G7100-111UKR</p> <p>Description: Decal, Oil Daily</p>
	<p>Part No.: English version- G7100-116 Russian version- G7100-116RUS Bulgarian version- G7100-116BGR Romanian version- G7100-116ROU Ukrainian version- G7100-116UKR</p> <p>Description: Decal, Grease Daily</p>
	<p>Part No.: English version- G7100-110 Russian version- G7100-110RUS Bulgarian version- G7100-110BGR Romanian version- G7100-110ROU Ukrainian version- G7100-110UKR</p> <p>Description: Decal, Grease Weekly</p>
	<p>Part No.: GR2127MPP Description: Blue Paint, Twelve Aerosol Cans</p>
	<p>Part No.: GR0146 Description: Powdered Graphite, 1 Pound Container</p> <p>Part No.: GR0146MPP Description: Powdered Graphite, Twenty-Four 1 Pound Containers</p>
	<p>Part No.: GR1570MPP Description: Talc Lubricant, Four 8 Pound Containers</p> <p>Part No.: GR1828 Description: Talc Lubricant, 30 Pound Container</p>

	<p>Part No.: GR1842MPP Description: Graphite Lubricant, Four 5 Pound Containers</p>
	<p>Part No.: GR2240 Description: Talc/Graphite Blend (80 Talc/20 Graphite), 8 Pound Containers</p> <p>Part No.: GR2240MPP Description: Talc/Graphite Blend (80 Talc/20 Graphite), Four 8 Pound Containers</p>
	<p>Part No.: GR2241MPP Description: Dispensing Cap, 10/Package</p>
<p>Not Available</p>	<p>Part No.: GR2217 Description: Fluency Agent Seed Flow Additive, Four 4.4 Pound Pails</p>
	<p>Part No.: G7100-565 Description: Decal, Kinze 3500 Quantity: 2 (1 On Each Side of Hitch)</p>
	<p>Part No.: GM0291-01 Description: Operator Manual, Model 3500</p> <p>Part No.: GM0291-02 Description: Parts Manual, Model 3500</p> <p>Part No.: GPR1094 Description: Binder (Contact Kinze Repair Parts To Order)</p>

	<p>Part No.: GA15422 Description: Operator's Manual Canister Quantity: 1</p>
	<p>Part No.: GD22686 Description: Manual Canister Bracket Quantity: 1</p>
	<p>Part No.: GD16642 Description: U-Bolt, 3" x 4" x 1/2"-13 Quantity: 1</p>
	<p>Part No.: G10071 Description: Serrated Flange Nut, 1/2"-13 Quantity: 2</p>
	<p>Part No.: G11166 Description: Hex Socket Flange Cap Screw, 1/4"-20 x 3/4" Quantity: 3</p>
	<p>Part No.: G11320 Description: Lock Nut, 1/4"-20, Grade B Quantity: 3</p>
	<p>Part No.: G7100-484 Description: Decal, American Flag</p>

This page left blank intentionally.

Part No.	Page	Part No.	Page	Part No.	Page	Part No.	Page
*A1002.....	P148	*A15081-95.....	P150	*D15792-09.....	P66	G10004.....	P152
*A1018.....	P148	*A15081-95.....	P152	*D15792-10.....	P66	G10004.....	P166
*A1018.....	P150	*A15082-140.....	P150	*D15792-13.....	P66	G10004.....	P190
*A1018.....	P152	*A15082-140.....	P152	*D15792-14.....	P66	G10004.....	P192
*A1021.....	P148	*A15082-77.....	P60	*D29649.....	P138	G10004.....	P194
*A1026.....	P148	*A15083-137.....	P150	*D29649.....	P140	G10004.....	P198
*A1041.....	P148	*A15083-137.....	P152	*G6400-06.....	P144	G10004.....	P181
*A1055.....	P148	*A15084-174.....	P60	*G6400-06.....	P144	G10005.....	P70
*A1076.....	P148	*A15085-174.....	P60	8647x.....	P158	G10005.....	P71
*A1078.....	P148	*A15090-86.....	P60	A10759.....	P28	G10005.....	P104
*A1078.....	P150	*A15091-86.....	P60	A24497.....	P152	G10005.....	P106
*A1078.....	P152	*A15092-106.....	P150	A24626.....	P107	G10005.....	P106
*A1090.....	P148	*A15092-95.....	P75	A24694.....	P152	G10005.....	P108
*A1090.....	P150	*A15092-98.....	P152	A24891.....	P152	G10005.....	P124
*A1090.....	P152	*A18668-152.....	P60	A24921.....	P152	G10006.....	P12
*A1109.....	P148	*A21518-174.....	P60	A6524.....	P135	G10006.....	P105
*A1109.....	P150	*A21525-77.....	P60	A7369.....	P114	G10006.....	P109
*A1109.....	P152	*A3115.....	P148	A8911.....	P152	G10006.....	P112
*A11407.....	P60	*A3278.....	P70	A9401.....	P107	G10006.....	P127
*A1141.....	P148	*A3292.....	P60	A9402.....	P107	G10007.....	P6
*A11447.....	P75	*A3351.....	P70	A9559.....	P152	G10007.....	P15
*A1153.....	P148	*A3351.....	P75	D13426.....	P135	G10007.....	P104
*A1194.....	P148	*A3352.....	P58	G10001.....	P12	G10007.....	P165
*A1194.....	P150	*A3368.....	P58	G10001.....	P14	G10007.....	P182
*A1194.....	P152	*A3369.....	P71	G10001.....	P45	G10007.....	P198
*A1195.....	P148	*A3370.....	P75	G10001.....	P48	G10008.....	P4
*A1195.....	P150	*A3371.....	P70	G10001.....	P55	G10008.....	P124
*A1195.....	P152	*A3371.....	P75	G10001.....	P66	G10008.....	P126
*A12015.....	P58	*A3372.....	P70	G10001.....	P70	G10010.....	P164
*A12016.....	P58	*A3393.....	P75	G10001.....	P71	G10010.....	P173
*A12080.....	P58	*A6201.....	P70	G10001.....	P75	G10011.....	P168
*A12081.....	P58	*A6206.....	P75	G10001.....	P158	G10013.....	P14
*A12767.....	P60	*A8251.....	P58	G10001.....	P165	G10013.....	P198
*A12924.....	P58	*A8261.....	P58	G10001.....	P184	G10014.....	P109
*A12925.....	P58	*A8274.....	P58	G10002.....	P28	G10015.....	P12
*A1460.....	P58	*A8279.....	P75	G10002.....	P168	G10016.....	P48
*A1462.....	P70	*A8280.....	P58	G10003.....	P32	G10016.....	P166
*A1465.....	P75	*A8280.....	P70	G10003.....	P124	G10017.....	P4
*A15000.....	P60	*D12050.....	P138	G10003.....	P126	G10017.....	P36
*A15007.....	P148	*D12051.....	P138	G10003.....	P184	G10017.....	P36
*A15008.....	P148	*D12108.....	P140	G10003.....	P186	G10017.....	P117
*A15008.....	P150	*D12110.....	P140	G10004.....	P4	G10017.....	P118
*A15008.....	P152	*D12202.....	P138	G10004.....	P4	G10017.....	P168
*A15023.....	P60	*D12203.....	P138	G10004.....	P6	G10017.....	P180
*A15064.....	P150	*D12206.....	P138	G10004.....	P44	G10018.....	P133
*A15064.....	P152	*D12209.....	P138	G10004.....	P44	G10019.....	P122
*A15068.....	P58	*D12227.....	P140	G10004.....	P106	G10019.....	P122
*A15069.....	P58	*D12228.....	P140	G10004.....	P106	G10019.....	P162
*A15076-120.....	P150	*D12239.....	P138	G10004.....	P108	G10023.....	P28
*A15076-120.....	P152	*D12252.....	P138	G10004.....	P113	G10023.....	P66
*A15077-260.....	P150	*D12252.....	P140	G10004.....	P114	G10023.....	P70
*A15077-260.....	P152	*D12257.....	P140	G10004.....	P117	G10023.....	P75

Part No.	Page	Part No.	Page	Part No.	Page	Part No.	Page
G10026	P109	G10101	P44	G10103	P108	G10107	P36
G10026	P112	G10101	P51	G10104	P4	G10107	P66
G10026	P112	G10101	P70	G10104	P4	G10107	P66
G10027	P106	G10101	P109	G10104	P6	G10107	P70
G10027	P112	G10101	P114	G10104	P6	G10107	P105
G10033	P107	G10101	P126	G10104	P15	G10107	P162
G10036	P66	G10101	P158	G10104	P44	G10107	P169
G10036	P184	G10101	P159	G10104	P71	G10107	P172
G10037	P4	G10101	P162	G10104	P102	G10108	P2
G10037	P4	G10101	P166	G10104	P106	G10108	P4
G10037	P108	G10101	P184	G10104	P106	G10108	P28
G10037	P112	G10101	P184	G10104	P107	G10108	P44
G10037	P116	G10101	P186	G10104	P109	G10108	P44
G10037	P184	G10101	P190	G10104	P116	G10108	P44
G10037	P189	G10101	P192	G10104	P124	G10108	P45
G10038	P118	G10101	P194	G10104	P124	G10108	P51
G10038	P130	G10101	P198	G10104	P126	G10108	P55
G10038	P184	G10101	P198	G10104	P127	G10108	P71
G10039	P4	G10102	P4	G10104	P162	G10108	P75
G10039	P36	G10102	P12	G10104	P166	G10108	P106
G10039	P166	G10102	P12	G10104	P168	G10108	P106
G10040	P122	G10102	P48	G10104	P168	G10108	P106
G10045	P130	G10102	P49	G10104	P169	G10108	P106
G10045	P132	G10102	P65	G10104	P175	G10108	P109
G10045	P162	G10102	P71	G10104	P180	G10108	P109
G10046	P162	G10102	P75	G10104	P182	G10108	P114
G10046	P168	G10102	P106	G10104	P184	G10108	P124
G10047	P2	G10102	P106	G10104	P184	G10108	P127
G10047	P117	G10102	P108	G10104	P190	G10108	P133
G10047	P127	G10102	P112	G10104	P190	G10108	P135
G10047	P168	G10102	P116	G10105	P106	G10108	P138
G10047	P175	G10102	P116	G10105	P112	G10108	P152
G10047	P190	G10102	P118	G10105	P112	G10108	P152
G10048	P106	G10102	P118	G10105	P165	G10108	P165
G10048	P109	G10102	P122	G10105	P182	G10108	P166
G10049	P166	G10102	P124	G10105	P198	G10108	P168
G10053	P116	G10102	P126	G10106	P12	G10108	P168
G10053	P184	G10102	P130	G10106	P12	G10108	P172
G10056	P198	G10102	P130	G10106	P36	G10108	P186
G10063	P51	G10102	P132	G10106	P66	G10108	P198
G10064	P14	G10102	P132	G10106	P114	G10109	P14
G10064	P107	G10102	P164	G10106	P122	G10109	P48
G10064	P108	G10102	P168	G10106	P122	G10109	P70
G10064	P198	G10102	P175	G10106	P180	G10109	P162
G10071	P4	G10102	P180	G10106	P180	G10109	P172
G10071	P106	G10102	P182	G10106	P180	G10110	P32
G10071	P112	G10102	P184	G10106	P180	G10110	P66
G10071	P209	G10102	P184	G10106	P180	G10110	P70
G10100	P166	G10102	P189	G10106	P189	G10110	P75
G10101	P14	G10102	P198	G10106	P190	G10110	P106
G10101	P15	G10103	P32	G10107	P12	G10110	P108
G10101	P32	G10103	P108	G10107	P14	G10110	P132

Part No.	Page	Part No.	Page	Part No.	Page	Part No.	Page
G10110	P198	G10169	P102	G10228	P118	G10230	P66
G10111	P4	G10169	P104	G10228	P122	G10230	P71
G10111	P14	G10171	P12	G10228	P124	G10230	P102
G10111	P36	G10171	P54	G10228	P126	G10230	P104
G10111	P36	G10171	P66	G10228	P130	G10230	P104
G10111	P36	G10171	P68	G10228	P130	G10230	P106
G10111	P36	G10171	P70	G10228	P132	G10230	P106
G10111	P107	G10171	P180	G10228	P132	G10230	P107
G10111	P117	G10171	P180	G10228	P132	G10230	P109
G10111	P162	G10172	P109	G10228	P164	G10230	P116
G10111	P162	G10172	P198	G10228	P164	G10230	P124
G10111	P166	G10177	P116	G10228	P175	G10230	P124
G10111	P166	G10201	P28	G10228	P180	G10230	P126
G10111	P166	G10201	P44	G10228	P182	G10230	P127
G10111	P168	G10201	P180	G10228	P184	G10230	P162
G10111	P169	G10201	P180	G10228	P184	G10230	P164
G10111	P172	G10203	P117	G10228	P189	G10230	P166
G10118	P104	G10204	P7	G10228	P198	G10230	P166
G10120	P108	G10204	P162	G10229	P14	G10230	P168
G10128	P116	G10204	P173	G10229	P15	G10230	P168
G10128	P118	G10206	P107	G10229	P28	G10230	P169
G10130	P49	G10216	P44	G10229	P32	G10230	P175
G10130	P115	G10217	P70	G10229	P51	G10230	P180
G10130	P184	G10217	P102	G10229	P63	G10230	P182
G10130	P190	G10217	P104	G10229	P66	G10230	P184
G10130	P192	G10217	P169	G10229	P70	G10230	P184
G10130	P194	G10220	P165	G10229	P106	G10230	P190
G10131	P115	G10227	P32	G10229	P113	G10230	P190
G10131	P192	G10227	P70	G10229	P114	G10230	P198
G10131	P194	G10227	P75	G10229	P117	G10230	P198
G10133	P14	G10227	P108	G10229	P117	G10231	P106
G10133	P162	G10227	P109	G10229	P126	G10231	P109
G10133	P172	G10227	P118	G10229	P158	G10231	P112
G10133	P180	G10227	P122	G10229	P159	G10231	P112
G10144	P192	G10227	P176	G10229	P162	G10231	P182
G10144	P192	G10227	P190	G10229	P166	G10231	P198
G10144	P194	G10228	P4	G10229	P166	G10232	P12
G10144	P194	G10228	P4	G10229	P175	G10232	P12
G10152	P12	G10228	P4	G10229	P184	G10232	P66
G10157	P102	G10228	P48	G10229	P184	G10232	P114
G10157	P104	G10228	P49	G10229	P186	G10232	P122
G10159	P124	G10228	P65	G10229	P190	G10232	P122
G10159	P124	G10228	P66	G10229	P190	G10232	P162
G10159	P124	G10228	P71	G10229	P198	G10232	P168
G10159	P126	G10228	P75	G10229	P198	G10232	P180
G10159	P126	G10228	P106	G10230	P4	G10232	P180
G10159	P126	G10228	P106	G10230	P4	G10232	P180
G10159	P130	G10228	P108	G10230	P6	G10232	P180
G10168	P130	G10228	P112	G10230	P6	G10232	P180
G10168	P132	G10228	P116	G10230	P14	G10232	P189
G10168	P132	G10228	P116	G10230	P15	G10232	P190
G10168	P184	G10228	P118	G10230	P44	G10233	P48

Part No.	Page	Part No.	Page	Part No.	Page	Part No.	Page
G10233	P114	G10408	P176	G10504	P162	G10621	P28
G10233	P116	G10409	P176	G10507	P166	G10621	P33
G10233	P173	G10409	P184	G10523	P32	G10621	P107
G10233	P177	G10409	P190	G10526	P164	G10622	P7
G10233	P184	G10412	P114	G10527	P117	G10622	P7
G10233	P189	G10427	P7	G10529	P33	G10622	P33
G10235	P114	G10427	P12	G10535	P49	G10622	P33
G10236	P106	G10430	P115	G10536	P36	G10626	P182
G10237	P166	G10438	P164	G10536	P124	G10626	P184
G10239	P106	G10450	P169	G10536	P126	G10626	P198
G10243	P159	G10451	P44	G10542	P162	G10626	P181
G10284	P44	G10451	P162	G10544	P132	G10629	P182
G10292	P183	G10452	P32	G10546	P29	G10629	P184
G10303	P12	G10453	P115	G10558	P189	G10633	P182
G10303	P48	G10455	P117	G10560	P164	G10636	P112
G10303	P113	G10455	P176	G10567	P28	G10638	P108
G10303	P114	G10455	P189	G10567	P29	G10640	P109
G10303	P116	G10456	P164	G10570	P29	G10640	P124
G10303	P180	G10456	P189	G10572	P36	G10640	P124
G10303	P180	G10457	P106	G10574	P175	G10640	P126
G10303	P184	G10459	P166	G10581	P66	G10640	P126
G10303	P190	G10460	P117	G10585	P36	G10640	P127
G10303	P192	G10460	P124	G10587	P180	G10640	P130
G10303	P194	G10460	P124	G10588	P180	G10640	P164
G10305	P33	G10460	P124	G10592	P166	G10640	P166
G10305	P33	G10460	P126	G10594	P166	G10640	P168
G10305	P108	G10460	P126	G10597	P36	G10640	P172
G10305	P162	G10460	P126	G10599	P14	G10640	P180
G10306	P32	G10460	P127	G10599	P15	G10640	P190
G10306	P114	G10460	P130	G10599	P44	G10640	P192
G10306	P168	G10460	P175	G10599	P51	G10640	P194
G10306	P172	G10460	P180	G10599	P166	G10641	P117
G10306	P186	G10460	P198	G10602	P28	G10641	P165
G10308	P14	G10463	P12	G10602	P29	G10641	P190
G10310	P32	G10463	P44	G10602	P114	G10643	P175
G10312	P28	G10463	P124	G10602	P117	G10655	P180
G10312	P189	G10463	P126	G10602	P175	G10660	P29
G10314	P130	G10478	P184	G10603	P172	G10670	P28
G10315	P12	G10478	P189	G10606	P112	G10670	P180
G10315	P14	G10485	P182	G10610	P164	G10670	P184
G10315	P32	G10496	P49	G10615	P184	G10671	P112
G10318	P36	G10496	P116	G10619	P181	G10672	P180
G10322	P166	G10496	P176	G10620	P18	G10672	P182
G10325	P7	G10496	P190	G10620	P28	G10672	P198
G10325	P28	G10499	P162	G10620	P54	G10674	P182
G10328	P7	G10501	P114	G10620	P65	G10674	P182
G10338	P65	G10501	P184	G10620	P68	G10676	P66
G10370	P113	G10501	P184	G10620	P113	G10676	P180
G10396	P198	G10503	P36	G10620	P116	G10681	P63
G10403	P70	G10503	P162	G10620	P164	G10681	P162
G10403	P75	G10503	P172	G10620	P173	G10681	P183
G10403	P109	G10503	P184	G10620	P184	G10681	P192

Part No.	Page	Part No.	Page	Part No.	Page	Part No.	Page
G10681	P194	G10912	P7	G11133	P51	G11387	P45
G10686	P133	G10912	P44	G11137	P65	G11387	P45
G10686	P159	G10923	P49	G11145	P65	G11387	P51
G10693	P186	G10923	P115	G11147	P66	G11387	P54
G10716	P106	G10923	P184	G11159	P155	G11387	P66
G10716	P112	G10923	P190	G11166	P51	G11387	P66
G10717	P106	G10927	P159	G11166	P209	G11387	P71
G10718	P44	G10928	P159	G11209	P32	G11387	P106
G10718	P192	G10931	P159	G11215	P55	G11387	P114
G10718	P194	G10932	P138	G11220	P4	G11387	P117
G10722	P132	G10932	P140	G11222	P18	G11387	P162
G10725	P132	G10938	P162	G11223	P104	G11387	P166
G10727	P133	G10939	P135	G11237	P183	G11387	P166
G10732	P4	G10939	P138	G11288	P159	G11387	P168
G10732	P6	G10958	P135	G11314	P112	G11387	P172
G10732	P44	G10961	P164	G11314	P112	G11387	P175
G10746	P106	G10961	P173	G11320	P54	G11387	P184
G10751	P6	G10968	P49	G11320	P209	G11387	P186
G10751	P44	G10991	P54	G11334	P127	G11387	P190
G10751	P44	G10991	P168	G11385	P29	G11387	P190
G10751	P114	G10991	P186	G11385	P32	G11389	P4
G10752	P6	G10992	P122	G11385	P70	G11389	P4
G10753	P44	G10992	P122	G11385	P75	G11389	P4
G10756	P198	G10994	P183	G11385	P198	G11389	P36
G10757	P32	G11018	P4	G11386	P12	G11389	P36
G10758	P32	G11034	P172	G11386	P48	G11389	P36
G10758	P159	G11066	P122	G11386	P66	G11389	P48
G10765	P105	G11066	P122	G11386	P68	G11389	P51
G10770	P135	G11073	P29	G11386	P70	G11389	P162
G10779	P112	G11075	P116	G11386	P122	G11389	P164
G10809	P63	G11075	P176	G11386	P122	G11389	P166
G10810	P112	G11075	P190	G11386	P133	G11389	P168
G10821	P117	G11078	P118	G11386	P162	G11389	P169
G10821	P176	G11078	P176	G11386	P168	G11389	P175
G10821	P189	G11078	P190	G11386	P180	G11389	P182
G10826	P198	G11081	P112	G11386	P180	G11391	P4
G10829	P182	G11091	P4	G11386	P180	G11391	P4
G10830	P66	G11091	P6	G11386	P192	G11391	P6
G10830	P172	G11091	P44	G11386	P192	G11391	P14
G10844	P132	G11091	P48	G11386	P194	G11391	P36
G10860	P117	G11091	P108	G11386	P194	G11391	P44
G10862	P66	G11091	P108	G11387	P2	G11391	P44
G10862	P166	G11091	P154	G11387	P4	G11391	P71
G10864	P32	G11091	P155	G11387	P12	G11391	P112
G10870	P117	G11091	P181	G11387	P14	G11391	P114
G10871	P168	G11100	P118	G11387	P14	G11391	P124
G10874	P107	G11100	P176	G11387	P14	G11391	P126
G10880	P54	G11100	P190	G11387	P15	G11391	P127
G10890	P114	G11109	P71	G11387	P28	G11391	P132
G10901	P182	G11109	P75	G11387	P32	G11391	P164
G10907	P140	G11124	P51	G11387	P44	G11391	P165
G10908	P172	G11124	P54	G11387	P44	G11391	P166

Part No.	Page	Part No.	Page	Part No.	Page	Part No.	Page
G11391	P169	G1K320	P120	G3310-122.	P48	G6801-06-04	P54
G11391	P172	G1K321	P154	G3310-124.	P114	G6801-06-08	P106
G11391	P173	G1K321	P158	G3310-154.	P190	G6801-06-08	P148
G11391	P198	G1K321	P120	G3310-155.	P176	G6801-06-08	P150
G11391	P198	G1K322	P158	G3310-80.	P117	G6801-06-08	P152
G11392	P198	G1K323	P158	G3310-88.	P184	G6801-06-10	P54
G11396	P124	G1K331	P49	G3310-92.	P116	G6801-06-10	P75
G11396	P126	G1K345	P14	G3400-01.	P48	G6801-08.	P148
G11396	P198	G1K362	P159	G3400-01.	P113	G6801-08.	P150
G11400	P124	G1K363	P159	G3400-01.	P117	G6801-08.	P152
G11400	P124	G1K378	P118	G3400-01.	P184	G6801-08-10	P54
G11400	P126	G1K378	P176	G3400-01.	P190	G6801-10.	P70
G11400	P126	G1K379	P190	G4200-01.	P198	G6801-10-12	P70
G11400	P127	G1K385	P32	G4200-02.	P182	G6801-12.	P75
G11400	P130	G1K395	P120	G4200-03.	P182	G6801-12-10	P70
G11418	P132	G1K396	P120	G4301-02.	P183	G6801-12-10	P75
G11419	P12	G1K426	P62	G4301-02.	P192	G6801-16-20	P70
G11419	P14	G2100-03.	P48	G4301-04.	P183	G6804-12.	P70
G11436	P166	G2100-03.	P113	G4301-04.	P194	G6804-12.	P75
G11436	P168	G2100-03.	P184	G4602-01	P182	G6804-12-12-8	P70
G11453	P118	G2100-03.	P190	G6325X	P4	G7100-110.	P207
G11453	P176	G2403-06.	P150	G6325X	P6	G7100-111.	P207
G11453	P190	G2403-06.	P152	G6400-06.	P63	G7100-116.	P207
G11474	P75	G2406-10-08	P75	G6400-06.	P148	G7100-121.	P206
G11514	P4	G2406-12-08	P75	G6400-08.	P138	G7100-153.	P206
G11514	P6	G2501-12-16	P70	G6400-08.	P140	G7100-234.	P206
G11514	P6	G2501-12-16	P75	G6400-08.	P148	G7100-262.	P201
G11514	P6	G2501-16-20	P70	G6400-08.	P148	G7100-295.	P206
G11514	P44	G2501-16-20	P75	G6400-08.	P150	G7100-329.	P207
G11514	P44	G2700-06-06	P58	G6400-08-04	P148	G7100-337.	P206
G11514	P44	G2700-08.	P148	G6400-08-06	P148	G7100-352.	P207
G11704	P51	G2700-10.	P58	G6400-10.	P63	G7100-384.	P205
G11742	P133	G2700-12.	P58	G6400-10.	P70	G7100-384.	P204
G11793	P29	G2701-06.	P58	G6400-10.	P75	G7100-385.	P199
G11847	P152	G2701-10.	P58	G6400-12.	P63	G7100-385.	P199
G11847	P152	G2701-12.	P58	G6400-12.	P71	G7100-385.	P204
G11848	P54	G304-C-6.	P75	G6400-L-06	P148	G7100-385.	P204
G1K248	P154	G304-C-6.	P152	G6408-06.	P63	G7100-385.	P205
G1K248	P159	G304-C-8.	P75	G6408-08.	P138	G7100-386.	P203
G1K248	P120	G304-C-8.	P152	G6408-08.	P140	G7100-389.	P203
G1K252	P154	G306-06.	P58	G6408-12.	P63	G7100-392.	P200
G1K252	P159	G306-08.	P148	G6500-08.	P148	G7100-393.	P205
G1K252	P120	G306-10.	P58	G6500-08-06	P148	G7100-397.	P199
G1K253	P114	G306-12.	P58	G6500-12.	P70	G7100-400.	P204
G1K268	P55	G3302-09.	P70	G6500-12.	P75	G7100-402.	P203
G1K268	P158	G3303-108.	P29	G6502-06.	P150	G7100-501.	P133
G1K268	P120	G3303-114.	P29	G6502-06.	P152	G7100-557.	P201
G1K269	P49	G3303-96.	P44	G6502-08.	P148	G7100-557.	P201
G1K269	P115	G3305-01.	P33	G6502-12.	P71	G7100-557.	P202
G1K269	P190	G3305-03.	P198	G6602-06.	P152	G7100-558.	P200
G1K320	P154	G3310-100.	P116	G6602-08.	P152	G7100-558.	P201
G1K320	P159	G3310-116.	P114	G6602-12.	P75	G7100-558.	P201

Part No.	Page	Part No.	Page	Part No.	Page	Part No.	Page
G7100-558.....	P202	GA11991.....	P122	GA15422.....	P209	GA24507.....	P54
G7100-559.....	P201	GA11992.....	P122	GA16082.....	P158	GA24511.....	P127
G7100-559.....	P201	GA11997.....	P122	GA16157.....	P181	GA24513.....	P127
G7100-559.....	P202	GA12104.....	P122	GA16391.....	P120	GA24546.....	P51
G7100-565.....	P208	GA12108.....	P168	GA16428.....	P181	GA24561.....	P112
G7566X.....	P15	GA12109.....	P168	GA17063.....	P112	GA24605.....	P155
GA0167.....	P132	GA12163.....	P104	GA17066.....	P112	GA24693.....	P4
GA0237.....	P165	GA12164.....	P104	GA17113.....	P75	GA24694.....	P140
GA0245.....	P132	GA12178.....	P116	GA1720.....	P4	GA24695.....	P140
GA0257.....	P132	GA12235.....	P172	GA1720.....	P6	GA24754.....	P124
GA0312.....	P162	GA12236.....	P172	GA1720.....	P44	GA24754.....	P127
GA0328.....	P162	GA12330.....	P186	GA17547.....	P55	GA24825.....	P112
GA0378.....	P115	GA12358.....	P122	GA17547.....	P120	GA24826.....	P112
GA0810.....	P162	GA12403.....	P158	GA17547.....	P158	GA24829.....	P112
GA0898.....	P180	GA12626.....	P122	GA18311.....	P164	GA24857.....	P143
GA10036.....	P173	GA12645.....	P120	GA18311.....	P173	GA24889.....	P44
GA10037.....	P173	GA12802.....	P70	GA18486.....	P155	GA25069.....	P68
GA10047.....	P168	GA12802.....	P75	GA18773.....	P12	GA25181.....	P44
GA10048.....	P168	GA12812.....	P55	GA2012L.....	P7	GA25388.....	P54
GA10137.....	P18	GA12812.....	P120	GA2012R.....	P7	GA25512.....	P70
GA10603.....	P184	GA12813.....	P120	GA2014.....	P7	GA25512.....	P75
GA10635.....	P51	GA12858.....	P120	GA2014.....	P12	GA3893.....	P184
GA10709.....	P102	GA13169.....	P122	GA2014.....	P36	GA4286.....	P165
GA10799.....	P55	GA13512.....	P122	GA2014.....	P162	GA4287.....	P165
GA10812.....	P66	GA13551.....	P82	GA2014.....	P172	GA4293.....	P63
GA10917.....	P71	GA13665.....	P104	GA20254.....	P19	GA4444.....	P28
GA10918.....	P70	GA13673.....	P104	GA2054.....	P12	GA4619.....	P190
GA10918.....	P75	GA1369.....	P162	GA2068.....	P114	GA4620.....	P184
GA10924.....	P154	GA13719.....	P130	GA20686.....	P112	GA4620.....	P190
GA11023.....	P66	GA13719.....	P132	GA2075.....	P32	GA4693.....	P112
GA11024.....	P184	GA13762.....	P124	GA20822.....	P144	GA4976.....	P182
GA11079.....	P104	GA13762.....	P126	GA20902.....	P158	GA4976.....	P198
GA11085.....	P51	GA13762.....	P130	GA2094.....	P33	GA4995.....	P102
GA11086.....	P51	GA13783.....	P104	GA21158.....	P130	GA5090.....	P114
GA11154.....	P55	GA13986.....	P102	GA21336.....	P54	GA5105.....	P114
GA11155.....	P55	GA14049.....	P181	GA21406.....	P55	GA5105.....	P116
GA11158.....	P55	GA14112.....	P181	GA21406.....	P82	GA5105.....	P117
GA11201.....	P106	GA14127.....	P122	GA21510.....	P54	GA5105.....	P176
GA11295.....	P66	GA14412.....	P112	GA21515.....	P158	GA5105.....	P189
GA11296.....	P66	GA14413.....	P112	GA21705.....	P138	GA5106.....	P117
GA11298.....	P65	GA14446.....	P70	GA21728.....	P106	GA5106.....	P117
GA11301.....	P66	GA14846.....	P120	GA2180.....	P48	GA5107.....	P48
GA11331.....	P48	GA14847.....	P55	GA22273.....	P122	GA5107.....	P114
GA11331.....	P176	GA15101.....	P154	GA22793.....	P122	GA5107.....	P117
GA11528.....	P106	GA15151.....	P132	GA22793.....	P122	GA5107.....	P176
GA11699.....	P55	GA15197.....	P14	GA24373.....	P48	GA5107.....	P189
GA11934.....	P63	GA15197.....	P15	GA24422.....	P152	GA5108.....	P117
GA11969.....	P44	GA15415.....	P166	GA24425.....	P54	GA5108.....	P117
GA11971.....	P44	GA15415.....	P168	GA24425.....	P68	GA5109.....	P117
GA11982.....	P4	GA15416.....	P162	GA24426.....	P54	GA5110.....	P117
GA11987.....	P51	GA15416.....	P166	GA24449.....	P133	GA5111.....	P117
GA11988.....	P122	GA15416.....	P168	GA24501.....	P155	GA5112.....	P117

Part No.	Page	Part No.	Page	Part No.	Page	Part No.	Page
GA5113	P117	GA6436	P180	GA7850	P158	GA9437	P168
GA5114	P114	GA6437	P180	GA7853	P158	GA9472	P173
GA5114	P176	GA6442	P124	GA7854	P158	GA9559	P106
GA5115	P176	GA6497	P109	GA7855	P158	GA9559	P135
GA5116	P117	GA6503	P180	GA7857	P158	GA9564	P168
GA5116	P175	GA6513	P189	GA7858	P158	GA9714	P19
GA5121	P66	GA6514	P189	GA7859	P158	GA9819	P168
GA5121	P108	GA6515	P189	GA7998	P172	GA9820	P169
GA5146	P117	GA6529	P112	GA7999	P172	GA9840	P107
GA5157	P113	GA6579	P175	GA8021	P158	GA9846	P114
GA5164	P115	GA6597	P14	GA8022	P158	GA9963	P120
GA5165	P115	GA6608	P106	GA8026	P158	GA9964	P55
GA5188	P126	GA6608	P109	GA8046	P158	GA9964	P120
GA5188	P130	GA6608	P152	GA8047	P154	GA9978	P158
GA5194	P184	GA6618	P12	GA8047	P158	GA9978	P158
GA5202	P117	GA6619	P12	GA8092	P49	GB0115	P29
GA5202	P189	GA6620	P12	GA8305	P164	GB0116	P29
GA5229	P175	GA6623	P106	GA8306	P164	GB0134	P162
GA5229	P189	GA6699	P154	GA8324	P7	GB0156	P102
GA5385	P154	GA6700	P154	GA8326	P29	GB0186	P6
GA5526	P126	GA6741	P32	GA8328	P55	GB0198	P180
GA5552	P144	GA6801	P12	GA8328	P120	GB0199	P180
GA5552	P144	GA6849	P112	GA8329	P55	GB0200	P180
GA5572	P144	GA6850	P108	GA8329	P120	GB0205	P165
GA5600	P158	GA6858	P124	GA8364	P29	GB0206	P166
GA5624	P117	GA6858	P126	GA8366	P29	GB0206	P198
GA5624	P175	GA6859	P124	GA8371	P28	GB0209	P166
GA5629	P117	GA6859	P126	GA8483	P162	GB0210	P166
GA5651	P6	GA6884	P143	GA8603	P168	GB0212	P164
GA5654	P36	GA6884	P143	GA8685	P162	GB0218	P4
GA5654	P172	GA6907	P32	GA8688	P166	GB0218	P6
GA5667	P180	GA6960	P198	GA8689	P166	GB0218	P44
GA5715	P36	GA6961	P198	GA8691	P192	GB0218	P105
GA5718	P36	GA6966	P168	GA8692	P194	GB0218	P113
GA5719	P36	GA6978	P120	GA8699	P102	GB0218	P165
GA5787	P44	GA7022	P106	GA8845	P162	GB0218	P198
GA5887	P165	GA7135	P162	GA8882	P138	GB0230	P109
GA5917	P181	GA7153	P109	GA8882	P140	GB0234	P109
GA6147	P159	GA7154	P48	GA8884	P138	GB0239	P12
GA6171	P14	GA7154	P184	GA8888	P138	GB0239	P14
GA6171	P14	GA7208	P198	GA8888	P140	GB0254	P14
GA6171	P164	GA7209	P198	GA8911	P112	GB0259	P118
GA6171	P173	GA7211	P198	GA8911	P135	GB0268	P12
GA6337	P176	GA7239	P166	GA8925	P113	GB0268	P14
GA6371	P106	GA7240	P166	GA8931	P188	GB0278	P29
GA6403	P190	GA7336	P117	GA9096	P154	GB0282	P14
GA6404	P106	GA7336	P175	GA9144	P158	GB0287	P115
GA6418	P106	GA7336	P190	GA9152	P154	GB0296	P168
GA6420	P105	GA7375	P181	GA9153	P154	GB0301	P7
GA6422	P105	GA7434	P112	GA9195	P162	GB0301	P44
GA6434	P14	GA7543	P112	GA9433	P168	GB0309	P107
GA6435	P112	GA7841	P117	GA9434	P168	GB0314	P44

Part No.	Page	Part No.	Page	Part No.	Page	Part No.	Page
GB0322	P168	GD10129	P108	GD1115R	P32	GD11953	P164
GB0323	P168	GD10196	P198	GD1116	P32	GD11953	P173
GB0366	P4	GD10242	P166	GD11178	P172	GD11962	P28
GB0366	P6	GD1026	P28	GD1118	P32	GD11963-04	P4
GB0387	P172	GD1026	P44	GD11188	P172	GD11999	P135
GB0389	P4	GD1026	P113	GD11218	P44	GD1200	P180
GB0390	P4	GD1026	P117	GD11219	P28	GD1207	P180
GB0391	P4	GD1026	P168	GD11239	P28	GD1209	P180
GB0392	P4	GD1026	P175	GD11239	P29	GD1210	P180
GB0393	P4	GD1026	P190	GD11240	P29	GD12103	P138
GB0395	P4	GD10273	P166	GD11264	P44	GD12103	P140
GB0396	P4	GD10283	P132	GD11265	P172	GD1213	P180
GB0397	P4	GD10303	P166	GD11266	P172	GD1213	P180
GB0398	P4	GD10304	P166	GD11279	P19	GD12239	P140
GB0400	P168	GD10473	P7	GD11297	P29	GD12501	P135
GB0405	P168	GD10473	P12	GD11305	P28	GD12502	P135
GB0409	P109	GD10487	P166	GD11306	P7	GD12518	P138
GB0554	P132	GD10532	P109	GD11306	P162	GD1255	P115
GB0827	P66	GD1059L	P28	GD11313	P15	GD1256	P115
GB0968	P44	GD1059R	P28	GD1132	P36	GD12561	P19
GB1090	P158	GD1060	P28	GD1132	P162	GD12561	P19
GB1090	P158	GD1061	P29	GD1132	P172	GD12676	P168
GB1090	P158	GD1063	P29	GD1134	P175	GD12677	P169
GD0453-02	P124	GD10731	P106	GD1134	P180	GD12679	P168
GD0453-03	P126	GD1085	P14	GD1134	P190	GD12684	P172
GD0453-03	P130	GD10963	P32	GD1138	P162	GD12685	P168
GD0453-05	P124	GD10984	P32	GD11413	P29	GD12724	P108
GD0453-06	P124	GD11017	P7	GD11422	P4	GD13170	P135
GD0453-08	P126	GD1104	P166	GD11422	P6	GD13172	P135
GD0453-08	P130	GD11045	P49	GD11424	P28	GD13173	P135
GD0487	P162	GD11045	P115	GD1143	P33	GD13250	P109
GD0740	P106	GD11045	P184	GD1144	P33	GD13287	P168
GD0740	P106	GD11045	P190	GD1145	P33	GD13302	P140
GD0746	P130	GD11089	P154	GD11474	P159	GD13303	P140
GD0746	P132	GD11089	P159	GD11490	P112	GD13309	P173
GD0752-41	P124	GD1109	P12	GD11508	P15	GD13348	P158
GD0752-41	P126	GD1109	P14	GD11509	P15	GD13400	P135
GD0829	P198	GD11123	P182	GD11557	P168	GD13401	P112
GD0840	P132	GD11124	P182	GD11558	P168	GD13425	P135
GD0914-12.50	P48	GD1113	P4	GD11579	P138	GD13457	P124
GD0914-155	P48	GD1113	P6	GD11579	P140	GD1379	P180
GD0914-165	P115	GD1113	P44	GD11649	P44	GD1380	P180
GD0914-215	P48	GD1113	P107	GD11700	P63	GD14106	P106
GD0914-225	P115	GD1113	P162	GD11700	P183	GD14217	P6
GD0962	P162	GD1113	P166	GD11705	P162	GD14258	P55
GD10036	P4	GD1113	P168	GD11721	P65	GD14258	P120
GD10036	P6	GD1113	P168	GD11721	P122	GD14413	P117
GD10057-01	P206	GD1113	P169	GD11747	P19	GD14413	P176
GD10057-02	P206	GD1113	P184	GD11836	P172	GD14413	P190
GD10057-03	P206	GD1113	P190	GD11845	P7	GD14414	P190
GD10057-04	P206	GD11158	P184	GD11845	P12	GD14427	P117
GD10110	P182	GD1115L	P32	GD11950	P135	GD14427	P176

Part No.	Page	Part No.	Page	Part No.	Page	Part No.	Page
GD14427	P190	GD16156	P65	GD1862	P181	GD26989	P155
GD14431	P117	GD16157	P184	GD18796	P120	GD27190	P155
GD14431	P176	GD16188	P63	GD19237	P122	GD2721	P124
GD14431	P190	GD16226	P104	GD19238	P122	GD2721	P126
GD14432	P117	GD16233	P51	GD19343	P117	GD2721	P130
GD14432	P176	GD16241	P51	GD19343	P176	GD2721	P198
GD14432	P190	GD16251	P66	GD19343	P190	GD27232	P135
GD14626	P66	GD16302	P118	GD19344	P190	GD27235	P138
GD14660	P55	GD16303	P104	GD19468	P104	GD27235	P140
GD14660	P120	GD16328	P102	GD20060	P181	GD2734-08	P190
GD15100	P104	GD16341	P106	GD20456	P112	GD2734-18	P176
GD1512	P205	GD1657	P162	GD21142	P124	GD29459	P44
GD1514	P181	GD16608	P71	GD21142	P126	GD2947	P32
GD1514	P198	GD16612	P71	GD21142	P130	GD2971-10	P28
GD1515	P181	GD16613	P71	GD21143	P124	GD2971-26	P7
GD1515	P198	GD16640	P71	GD21143	P126	GD2984	P205
GD1516	P181	GD16642	P106	GD21143	P127	GD2984	P205
GD1516	P198	GD16642	P209	GD2115	P198	GD30221	P133
GD1517	P181	GD1673	P162	GD2117	P205	GD30631	P138
GD1517	P198	GD17014	P2	GD21300	P54	GD30631	P140
GD15386	P124	GD17014	P45	GD21337	P6	GD30632	P138
GD15386	P126	GD17052	P18	GD21398	P180	GD30697	P140
GD15386	P127	GD17052	P45	GD21540	P132	GD30722	P133
GD15538	P117	GD17141	P122	GD2161	P124	GD30723	P133
GD15725	P104	GD17143	P122	GD2161	P126	GD30725	P7
GD15789	P51	GD17150-01	P122	GD2161	P130	GD30725	P162
GD15791-03	P65	GD17150-02	P122	GD2169	P106	GD30859	P138
GD15791-06	P66	GD17150-10	P122	GD2169	P112	GD30882	P54
GD15792-18	P66	GD17150-11	P122	GD2199	P199	GD31305	P54
GD15799	P65	GD17150-12	P122	GD22686	P209	GD31450	P116
GD15803	P55	GD17151-03	P55	GD22965	P154	GD31466	P164
GD15804	P55	GD17151-06	P120	GD23995	P4	GD31466	P173
GD15849-02	P55	GD17154	P122	GD2412	P180	GD3180-12	P12
GD15849-02	P82	GD17156	P122	GD2423	P32	GD3180-27	P66
GD15850	P66	GD17156	P122	GD24545	P44	GD3180-28	P66
GD15854	P66	GD1719	P184	GD2460	P33	GD3180-30	P4
GD15856-01	P66	GD1719	P190	GD2548-15.5	P177	GD34015	P152
GD15863	P51	GD17192	P18	GD2548-30	P190	GD34076	P54
GD15950	P108	GD17245	P104	GD25568	P44	GD34077	P54
GD16034	P71	GD1747	P182	GD25569	P44	GD34081	P108
GD16034	P75	GD17794	P4	GD2558	P114	GD34098	P54
GD16035	P70	GD18010	P120	GD2558	P116	GD34101	P54
GD16036	P70	GD18010	P122	GD2558	P117	GD34102	P54
GD16037	P70	GD18011	P122	GD2558	P175	GD34103	P54
GD16037	P75	GD18073	P45	GD2558	P189	GD34104	P152
GD16038	P70	GD18074	P45	GD25644	P54	GD34140	P51
GD16038	P75	GD18078	P122	GD2589	P162	GD34178	P112
GD16040	P70	GD18112	P122	GD2597	P132	GD34287	P130
GD16040	P75	GD18118	P159	GD26146	P14	GD34762	P130
GD16046	P155	GD18119	P122	GD26598	P164	GD34763	P130
GD16154	P66	GD18168	P159	GD26598	P173	GD34923	P165
GD16155	P66	GD18274	P122	GD26697	P68	GD34923	P198

Part No.	Page	Part No.	Page	Part No.	Page	Part No.	Page
GD35275	P177	GD7848	P180	GD9378	P177	GR0282	P194
GD3547	P198	GD7867	P177	GD9695	P45	GR0283	P194
GD35490	P75	GD7870	P175	GD9705	P164	GR0284	P194
GD3777-10	P66	GD7889	P36	GD9706	P164	GR0375	P109
GD3777-11	P66	GD7890	P36	GD9709	P164	GR0375	P112
GD4086	P148	GD7900	P165	GD9724	P172	GR0434	P112
GD4743	P106	GD7904-02	P166	GD9971	P109	GR0508	P181
GD4887-01	P116	GD7907	P166	GM0281-01	P208	GR0515	P102
GD5752	P114	GD7907	P198	GM0281-02	P208	GR0516	P102
GD5753	P114	GD7908	P165	GR0146	P208	GR0586	P158
GD5756	P113	GD7908	P198	GR0146MPP	P208	GR0594	P158
GD5756	P117	GD7911	P164	GR0150	P132	GR0880	P184
GD5827	P113	GD7912	P166	GR0151	P132	GR0881	P184
GD5827	P116	GD7962	P165	GR0188	P165	GR0882	P184
GD5830	P117	GD7962	P172	GR0193	P109	GR0883	P184
GD5835	P117	GD8218	P164	GR0193	P112	GR0911	P176
GD5857	P105	GD8224	P166	GR0196	P29	GR0912	P114
GD5857	P113	GD8238	P165	GR0196	P44	GR0912	P116
GD5857	P117	GD8239	P166	GR0202	P44	GR0912	P117
GD5857	P175	GD8247	P165	GR0207	P192	GR0912	P176
GD5857	P184	GD8249	P6	GR0207	P194	GR0912	P184
GD5857	P190	GD8276	P166	GR0208	P192	GR0912	P190
GD5875	P109	GD8306	P49	GR0211	P192	GR1015	P182
GD5875	P124	GD8307	P36	GR0211	P194	GR1015	P198
GD5875	P126	GD8308	P164	GR0212	P192	GR1016	P182
GD5875	P127	GD8460	P14	GR0212	P194	GR1016	P198
GD5886	P175	GD8722	P180	GR0213	P192	GR1017	P182
GD5886	P177	GD8751	P158	GR0214	P192	GR1017	P198
GD6165	P190	GD8770	P158	GR0214	P194	GR1018	P182
GD6279-05	P63	GD8771	P158	GR0215	P192	GR1018	P198
GD6291	P154	GD8893-01	P44	GR0215	P194	GR1019	P182
GD6551	P117	GD9047	P118	GR0216	P192	GR1019	P198
GD6553	P165	GD9048	P189	GR0217	P192	GR1032	P144
GD6783	P107	GD9051	P112	GR0217	P194	GR1033	P144
GD6825-10.5	P114	GD9077	P115	GR0221	P194	GR1034	P144
GD7127	P117	GD9078	P115	GR0222	P194	GR1035	P144
GD7127	P176	GD9093	P108	GR0225	P192	GR1036	P144
GD7127	P189	GD9107	P192	GR0225	P194	GR1037	P138
GD7137	P106	GD9108	P194	GR0226	P192	GR1037	P144
GD7148	P29	GD9109	P192	GR0226	P194	GR1037	P144
GD7258	P29	GD9109	P194	GR0228	P192	GR1037	P148
GD7426	P113	GD9120	P14	GR0229	P192	GR1037	P148
GD7426	P117	GD9121	P112	GR0229	P194	GR1037	P148
GD7426	P175	GD9122	P112	GR0231	P192	GR1037	P148
GD7426	P190	GD9123	P112	GR0231	P194	GR1037	P150
GD7805	P105	GD9124	P112	GR0232	P192	GR1037	P106
GD7805	P106	GD9129-01	P106	GR0232	P194	GR1038	P144
GD7817-01	P36	GD9130	P112	GR0233	P192	GR1039	P144
GD7817-04	P36	GD9131	P180	GR0270	P112	GR1040	P144
GD7817-04	P172	GD9132	P180	GR0279	P194	GR1041	P144
GD7822	P117	GD9290	P12	GR0280	P194	GR1042	P144
GD7823	P36	GD9320	P175	GR0281	P194	GR1043	P144

Part No.	Page	Part No.	Page	Part No.	Page	Part No.	Page
GR1044	P144	GR1484	P192	GR2127MPP	P207		
GR1045	P63	GR1485	P194	GR2185	P186		
GR1045	P63	GR1517	P138	GR2193	P143		
GR1045	P144	GR1526	P135	GR2194	P143		
GR1045	P144	GR1533	P188	GR2203	P144		
GR1045	P144	GR1535	P188	GR2217	P208		
GR1045	P148	GR1540	P188	GR2223	P138		
GR1045	P148	GR1541	P188	GR2233	P122		
GR1045	P148	GR1542	P188	GR2240	P208		
GR1046	P144	GR1543	P186	GR2240MPP	P208		
GR1047	P144	GR1543	P188	GR2241MPP	P208		
GR1047	P144	GR1544	P188	GR2266	P143		
GR1048	P144	GR1545	P188	GR2274	P140		
GR1104	P186	GR1570MPP	P208				
GR1112	P186	GR1574	P188				
GR1116	P186	GR1577	P192				
GR1118	P186	GR1577	P194				
GR1120	P186	GR1598	P135				
GR1122	P184	GR1626	P192				
GR1123	P186	GR1626	P194				
GR1124	P186	GR1708	P181				
GR1134	P186	GR1736	P55				
GR1208	P154	GR1762	P158				
GR1281	P143	GR1763	P159				
GR1282	P143	GR1777	P55				
GR1289	P143	GR1777	P82				
GR1363	P120	GR1778	P122				
GR1389	P186	GR1786	P70				
GR1405	P49	GR1795	P186				
GR1406	P49	GR1797	P186				
GR1407	P49	GR1799	P186				
GR1408	P49	GR1801	P186				
GR1409	P49	GR1802	P186				
GR1410	P49	GR1804	P186				
GR1411	P49	GR1805	P186				
GR1412	P49	GR1806	P186				
GR1413	P49	GR1808	P186				
GR1414	P159	GR1828	P208				
GR1415	P159	GR1834	P70				
GR1465	P148	GR1834	P75				
GR1466	P63	GR1842MPP	P208				
GR1466	P70	GR1843	P122				
GR1466	P70	GR1921	P122				
GR1466	P70	GR1941	P181				
GR1466	P75	GR1943	P122				
GR1467	P63	GR1951	P122				
GR1467	P63	GR1956	P154				
GR1467	P70	GR1957	P154				
GR1467	P70	GR1958	P154				
GR1467	P70	GR1981	P154				
GR1467	P71	GR2003	P186				
GR1467	P75	GR2041	P63				

Kinze Manufacturing, Inc.

I-80 at Exit 216 North, Williamsburg, Iowa 52361