

MODEL 3205 WING FOLD PLANTER PARTS MANUAL

M0310-02

Rev. 04/24

This manual applies to: Model: 3205 Wing Fold Export Planters
2023 Production and on

Record the model number and serial number of your planter along with date purchased:

Serial Number _____

Date Purchased _____

Information in this manual was current at time of printing. However, due to Kinze's ongoing product improvement, production changes may cause your machine to appear slightly different in detail. Kinze Manufacturing, Inc. reserves the right to change specifications or design without notice and without incurring obligation to install the same on machines previously manufactured.

Right hand (R.H.) and left hand (L.H.), as used throughout this manual, are determined by facing in the direction the machine will travel when in use, unless otherwise stated.

ROW UNIT

Pull Row Unit Assembly	P1
Shank Assembly, Seed Tube, and Depth Adjustment	P2
Parallel Arms, Mounting Support Plate, and Quick Adjustable Down Force Springs Option	P4
15" Seed Opener Disc Blade/Bearing Assembly and Scrapers	P6
Ag Leader Electric Clutch	P8
Gauge Wheels	P10
"V" Closing Wheels	P12
Hopper Support and Meter Drive	P14
Row Unit Idler	P16
Seed Hopper and Lid	P17
Finger Pickup Seed Meter	P18
Brush-Type Seed Meter	P20
Drag Closing Attachment	P22
Granular Chemical Hopper and Hopper Panel Extension	P23
Granular Chemical	P24
Granular Chemical Meter and Meter Drive	P26
Row Unit Mounted No Till Coulter	P27
Granular Chemical Banding Options	P28
Row Unit Mounted Residue Wheel	P30
Coulter Mounted Residue Wheels	P32

BASE MACHINE

Hitch Assembly	P34
Frame/Manifold Assembly	P36
Hydraulic Wing Fold	P38
Transport and Ground Drive Wheel Assembly	P40
Contact Wheel and Arm Assembly	P42
Safety Chain	P45
Point Row Clutch	P46
Point Row Clutch Electrical Components	P48
Seed Rate Transmission Assembly and Driveline	P50
Row Marker Assembly	P54
Row Marker Spindle/Hub/Blade	P56
Water Tank Assembly	P58
PTO Gear Pump Mount Assembly	P59

HYDRAULICS

Master Lift Cylinder	P60
Slave Lift Cylinder	P61
Assist Cylinder	P62
Row Marker (Cushion) Cylinder	P63
Hydraulic Wing Fold Cylinder	P64
Row Marker Sequencing/Flow Control Valve	P65

Hydraulic System	P66
----------------------------	-----

ELECTRONICS

Electrical Components	P68
KPM III Electronic Seed Monitor	P70
Implement Switch Assembly	P73
Planter Monitor Module (PMM)	P74
Ag Leader Electric Clutch Package	P76
GPS Receiver Package	P78
ISOBUS Retrofit Cabling Package	P79

FERTILIZER

Double Disc Fertilizer Opener	P80
Notched Single Disc Fertilizer Opener	P82
Liquid Fertilizer Piston Pump Flow Divider	P85
Depth/Gauge Wheel Attachment for Notched Single Disc Fertilizer Opener	P86
Liquid Fertilizer Tanks, Saddles, Saddle Mounts, and Hoses	P88
Liquid Fertilizer Piston Pump Drive	P90
Liquid Fertilizer Tube In Furrow	P93
Liquid Fertilizer Flow Divider Mount and Hoses	P94
Liquid Fertilizer Piston Pump (Uses 18 Tooth Sprocket)	P96

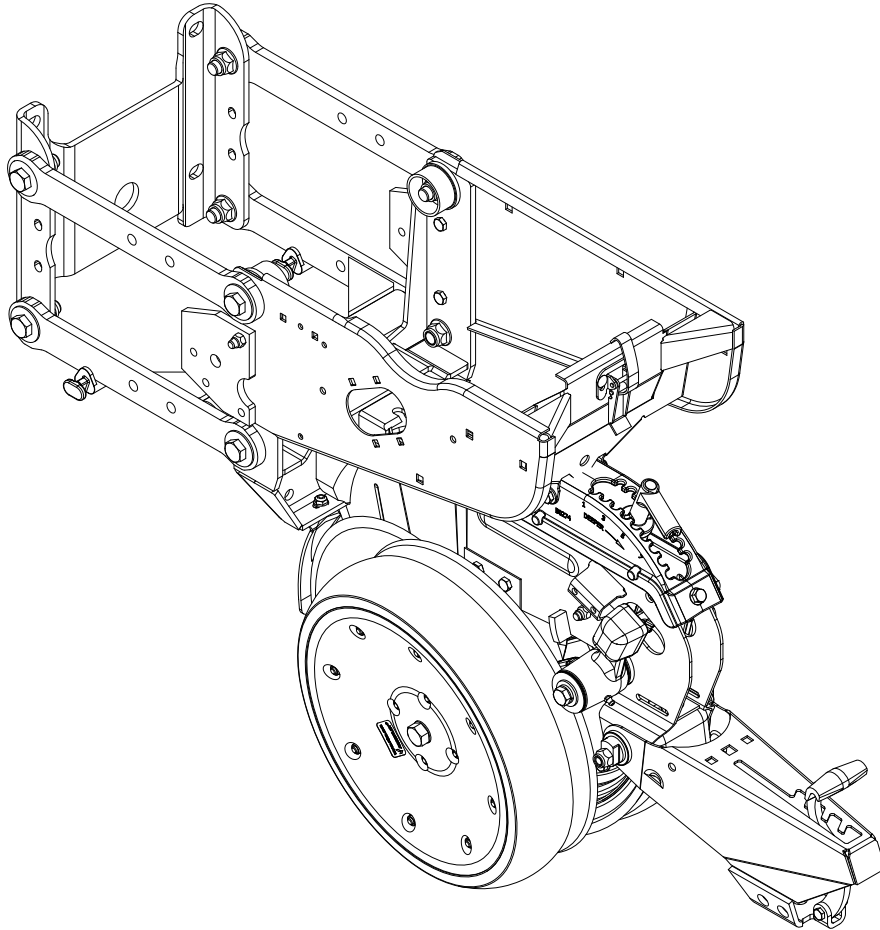
DECALS, PAINT, AND MISCELLANEOUS P98**NUMERICAL INDEX P106**

Pull Row Unit Assembly

M0310-02

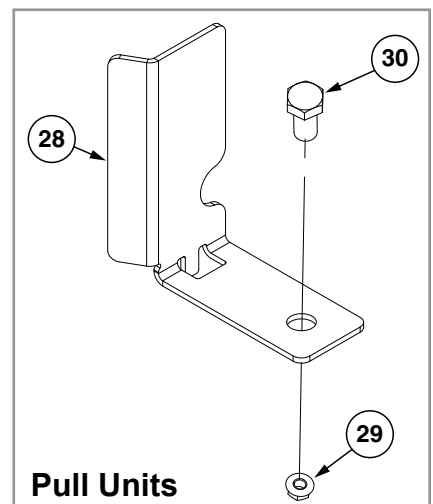
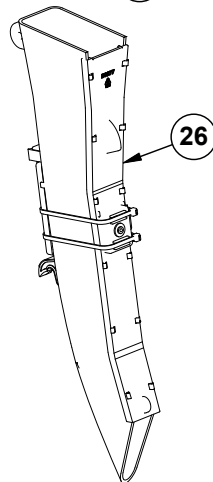

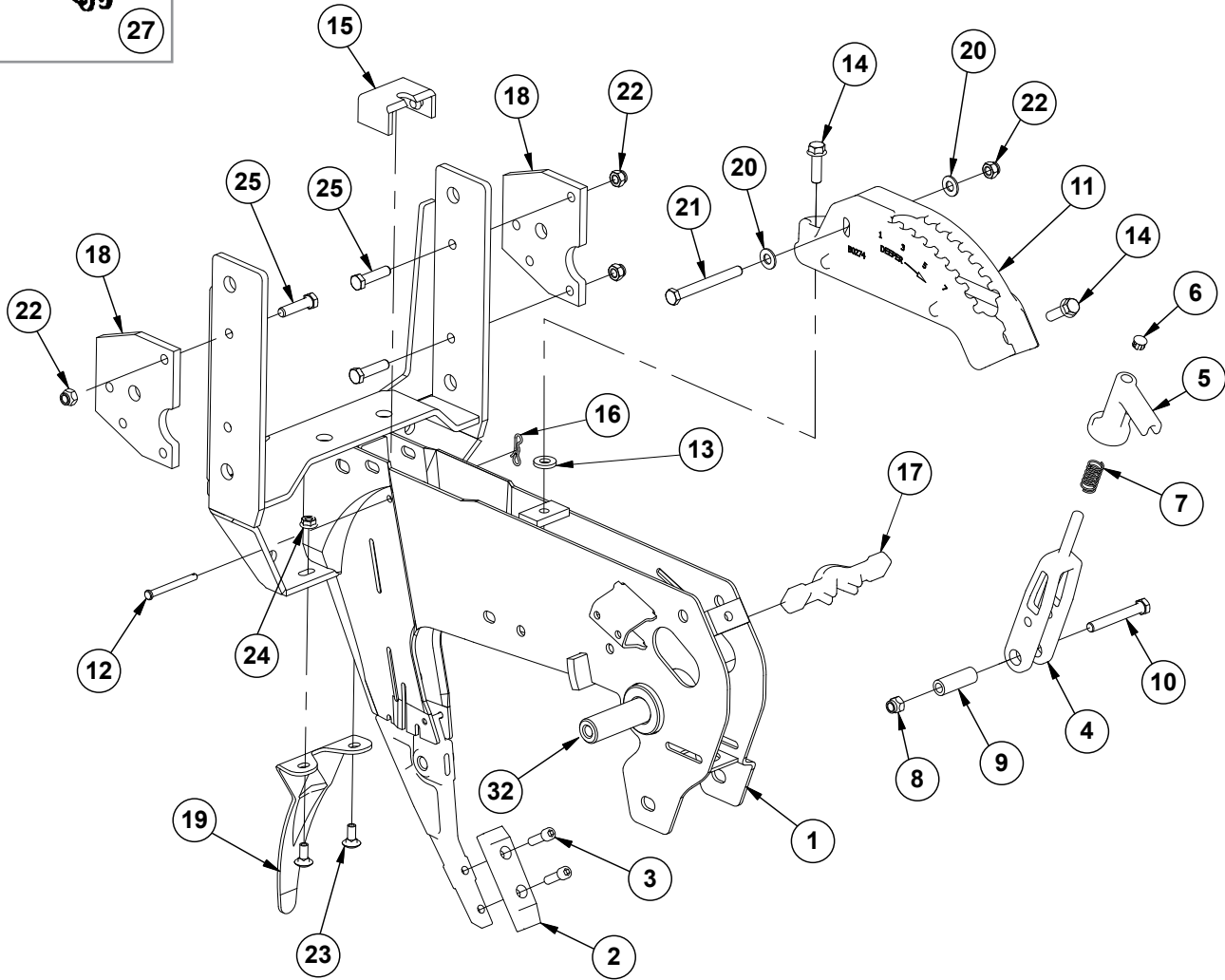
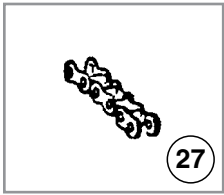
Model 3205

NOTE: Row unit assembly does not include the following: seed meter assembly, seed tube assembly, row unit hopper assembly, closing wheels, or seed meter clutch.



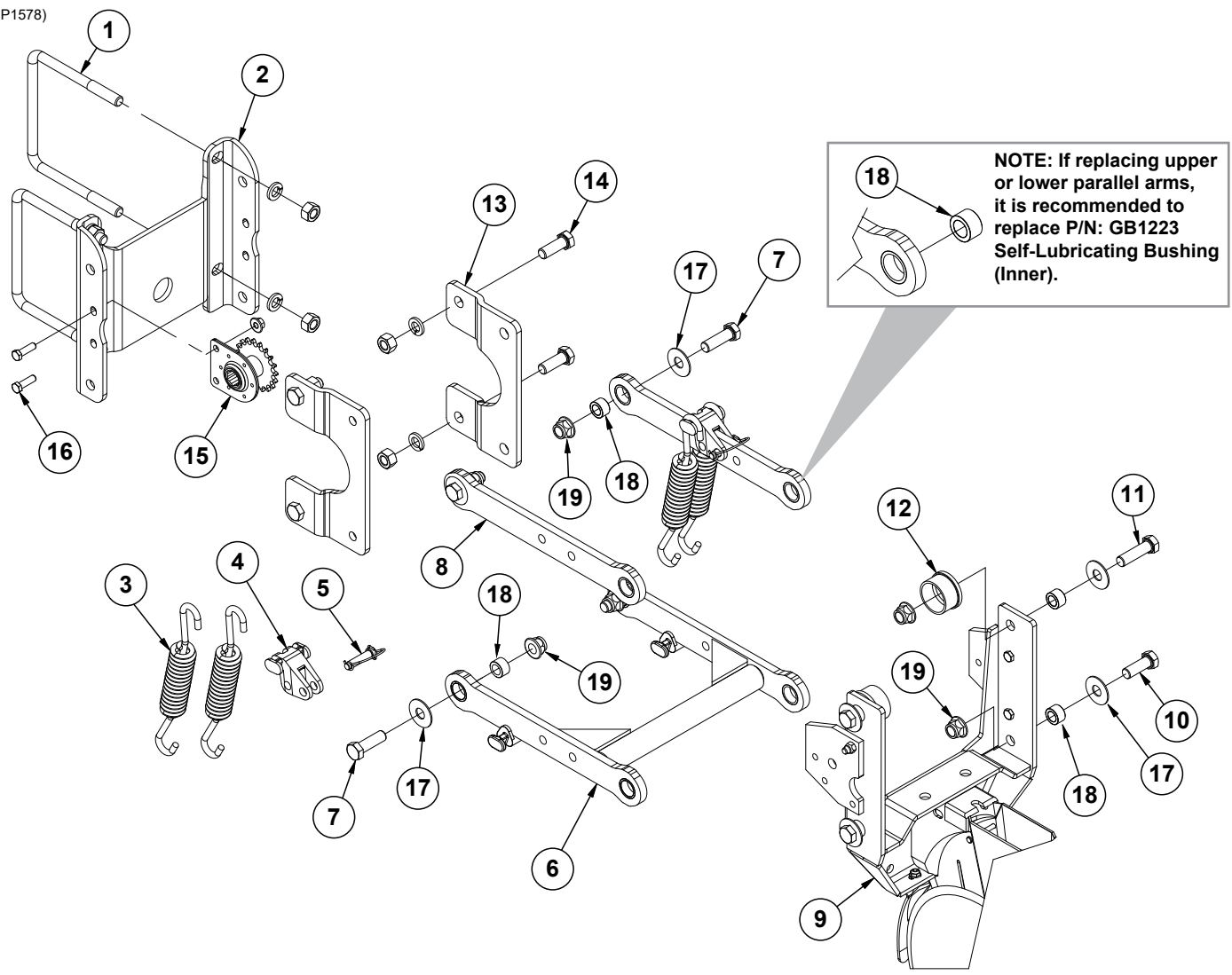
ITEM	PART NO.	QTY. (Per Row)	DESCRIPTION
1	G10502X	1	Pull Row Unit Assembly (Standard Gauge Wheels)
2	G10984X	1	Pull Row Unit Assembly (Spoked Gauge Wheels)

(IP1577)



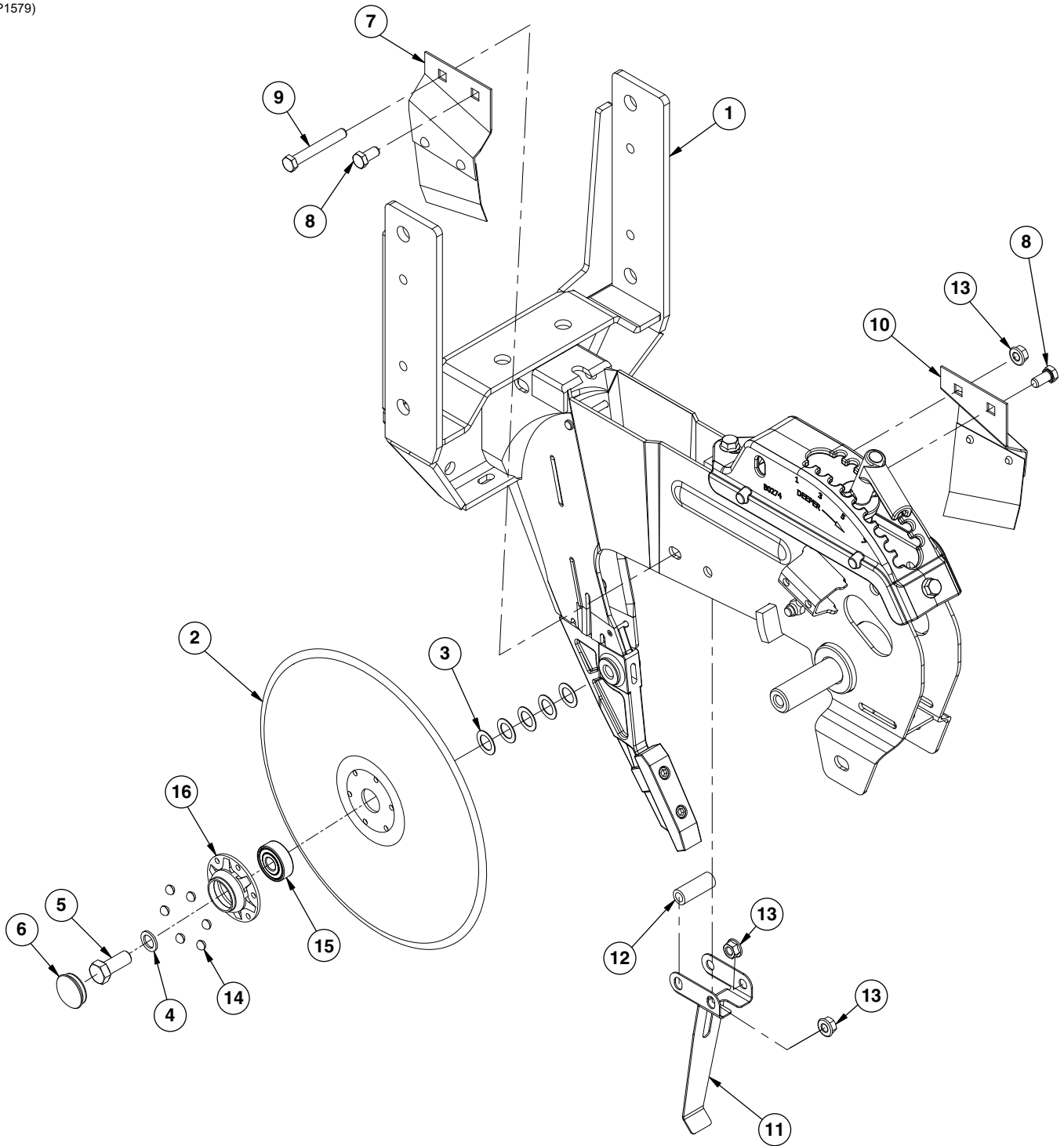
ITEM	PART NO.	QTY. (Per Row)	DESCRIPTION
1	GA10157	1	Shank W/Gauge Wheel Pivot Spindle and Set Screw
2	G10038601	1	Scraper
3	G10500901	2	Hex Socket Head Cap Screw, 5/16"-18 x 1"
4	GB0267	1	Lever, Depth Adjustment
5	GB0266	1	Handle, Depth Adjustment
6	GD3612	1	Cap Plug
7	GD10993	1	Spring
8	G11591	1	Nylon Lock Nut, 3/8"-24, Grade C
9	GD11259	1	Sleeve, 3/8" I.D. x 5/8" O.D. x 1 ²⁵ / ₃₂ " Long
10	G11592	1	Hex Head Cap Screw, 3/8"-24 x 2 ³ / ₄ ", Grade 8
11	GB0274	1	Cover, Depth Adjustment
12	G10551	1	Clevis Pin, 1/4" x 2 1/2"
13	G10207	1	Washer, 7/8" O.D. x 1 ³ / ₃₂ " I.D. x .134" (If Applicable)
14	G11015	2	Hex Washer Head Cap Screw, 3/8"-16 x 1 ¹ / ₄ "
15	GD16245	1	Sun Shade (Rubber)
16	G10122301	1	Bow Tie Cotter Pin
17	GB0265	1	Pivot Link, Depth Adjustment
18	GD24545	2	Row Unit Stop
19	GD28390	1	Shield
20	G11387	2	Flat Washer, 3/8" SAE
21	G10061	1	Hex Head Cap Screw, 3/8"-16 x 3 1/2"
22	G10108	4	Lock Nut, 3/8"-16
23	G10312	2	Carriage Bolt, 5/16"-18 x 3/4"
24	G10620	2	Serrated Flange Nut, 5/16"-18
25	G10003	3	Hex Head Cap Screw, 3/8"-16 x 1 1/2"
26	G10745401	1	Seed Tube Assembly
27	G3303-98	1	Chain, No. 41, 98 Pitch Including Connector Link (Mechanical)
	G3303-108	1	Chain, No. 41, 108 Pitch Including Connector Link (Vacuum)
	G3303-16	1	Chain, No. 41, 16 Pitch Including Connector Link (Used W/Row Unit Extension Brackets)
	GR0196	-	Connector Link, No. 41
28	GD29798	1	Chain Guard
29	G10071	1	Serrated Flange Nut, 1/2"-13
30	G10014	1	Hex Head Cap Screw, 1/2"-13 x 1"
31	G10475701	-	Professional Microfiber Duster, 19" (for cleaning Seed Tube sensors)
32	GD11001	1	Spindle
	G10438	1	Hex Head Cap Screw, 1/2"-13 x 3/4"

(IP1578)



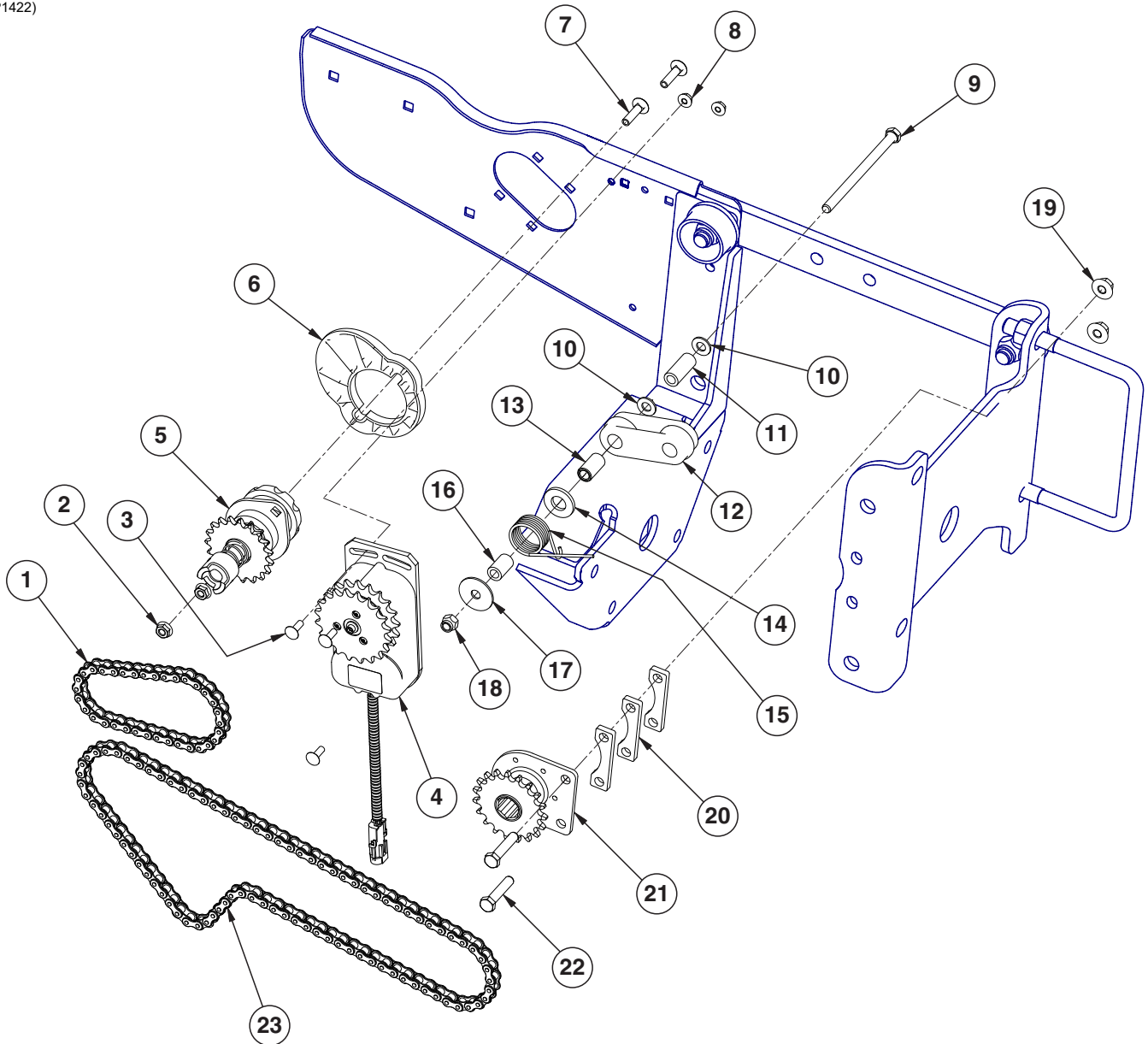
ITEM	PART NO.	QTY. (Per Row)	DESCRIPTION
1	GD1113	2	U-Bolt, 5" x 7" x 5/8"-11
	G10230	4	Lock Washer, 5/8"
	G10104	4	Hex Nut, 5/8"-11
2	GD10036	1	Mounting Support Plate
3	GD21337	4	Heavy Duty Down Pressure Spring
4	GB0186	2	Spring Anchor
5	GD14217	2	Tab Lock Pin, 7/16" x 1 1/2"
6	G10011201	1	Lower Parallel Arm Assembly
	GB1224		Self-Lubricating Bushing, 1 1/4" O.D. x 1" I.D. x 1/2" (Included in G10011201)
7	G10732	4	Hex Head Cap Screw, 5/8"-18 x 2"
8	G10011101	2	Upper Parallel Arm Assembly
	GB1224		Self-Lubricating Bushing, 1 1/4" O.D. x 1" I.D. x 1/2" (Included in G10011101)
9	---	1	See "Shank Assembly, Seed Tube, and Depth Adjustment" on page P2
10	G10751	2	Hex Head Cap Screw, 5/8"-18 x 1 3/4"
11	G10752	2	Hex Head Cap Screw, 5/8"-18 x 2 1/4"
12	GB0314	2	Hopper Mount
13	GB0366	2	Extension Bracket
14	G10005	4	Hex Head Cap Screw, 5/8"-11 x 1 3/4"
	G10230	4	Lock Washer, 5/8"
	G10104	4	Hex Nut, 5/8"-11
15	GA1720	1	Bearing/Sprocket, 7/8" Hex Bore
16	G10004	2	Hex Head Cap Screw, 3/8"-16 x 1 1/4"
	G11091		Serrated Flange Nut, 3/8"-16
17	G11976	8	Flat Washer, 5/8" x 1 3/4"
18	GB1223	8	Self-Lubricating Bushing
19	G11514	8	Lock Nut, 5/8"-18
A	G6325X	-	U-Bolt Package For 5" x 7" Toolbar, Includes: (2) GD1113, (4) G10230, (4) G10104
B	G1K758	-	Pull Row Unit Parallel Arm Kit, Includes: (2) G10011101, (1) G10011201, (8) GB1223, (8) G11976, (4) G10732, (2) G10751, (2) G10752, (8) G11514, (1) IS1066

(IP1579)



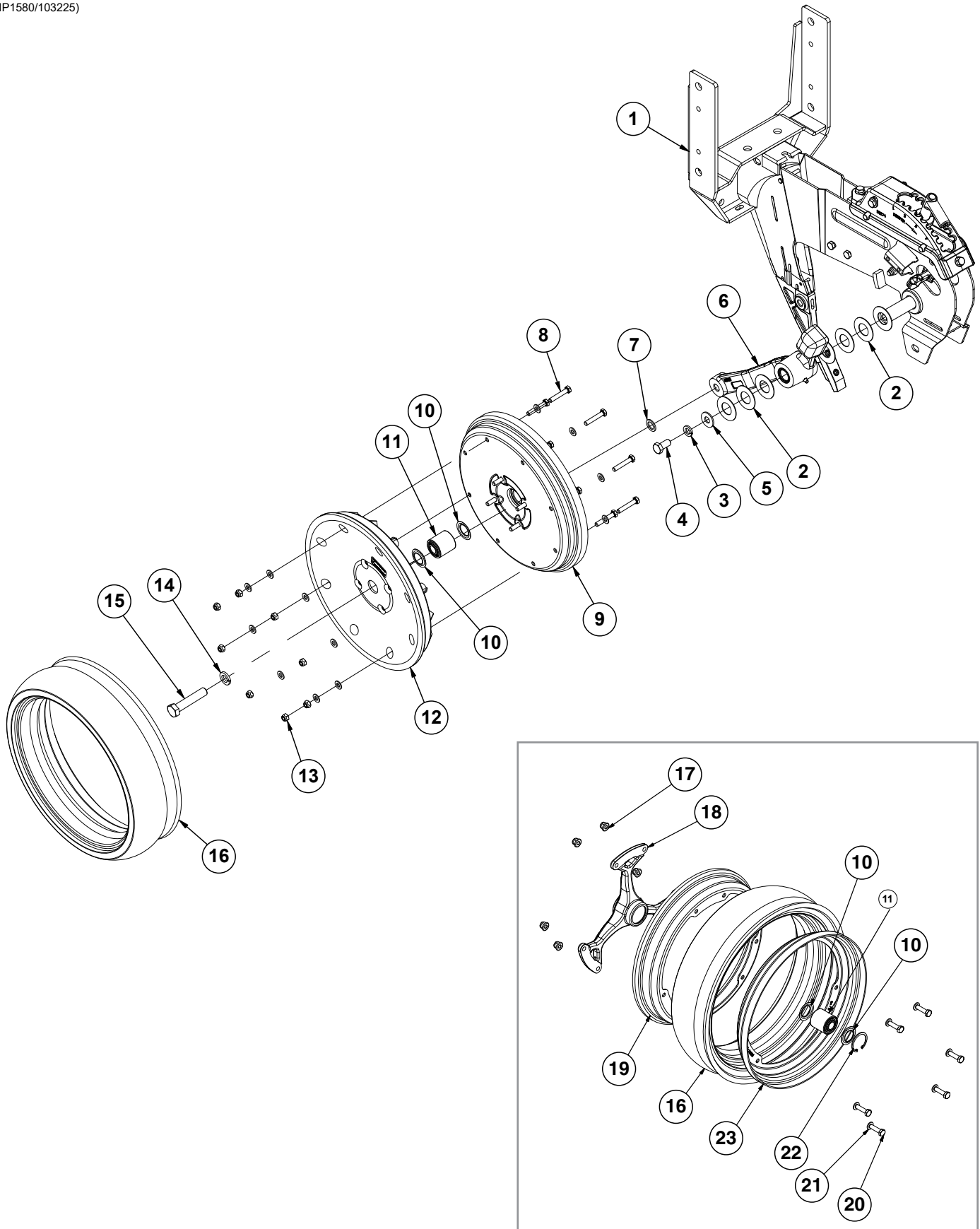
ITEM	PART NO.	QTY. (Per Row)	DESCRIPTION
1	G10037301	1	See "15" Seed Opener Disc Blade/Bearing Assembly and Scrapers" on page P6
2	GD11306	1	Disc Blade, 3.5 mm x 15"
3	GD30725	10	Machine Bushing, $\frac{5}{8}$ " (.030" Thick) (5 Per)
4	G10204	2	Special Machine Bushing, $\frac{5}{8}$ " x 1" O.D.
5	GD36856	1	Opener Blade Bolt, $\frac{5}{8}$ "-11 x $1\frac{3}{4}$ ", Grade 5
	G10005	1	Hex Head Cap Screw, $\frac{5}{8}$ "-11 x $1\frac{3}{4}$ "
6	G10090401	2	Plastic Ribbed Hub Cap (1 Per)
7	GA2012L	1	Disc Scraper, L.H.
8	G10002	2	Hex Head Cap Screw, $\frac{3}{8}$ "-16 x $\frac{3}{4}$ "
9	G10325	1	Hex Head Cap Screw, $\frac{3}{8}$ "-16 x $2\frac{3}{4}$ "
10	GA2012R	1	Disc Scraper, R.H.
11	GD35444	1	Seed Tube Bracket
12	GD2971-26	1	Sleeve, $\frac{3}{8}$ " I.D x $\frac{5}{8}$ " O.D. x 1.63" Long
13	G10622	3	Serrated Flange Nut, $\frac{3}{8}$ "-16
14	GD36990	6	Rivet, $\frac{1}{4}$ " x $\frac{9}{16}$ "
15	GA26920	1	Bearing
16	GD36860		Bearing Housing
A	G10018801	-	Disc Blade/Bearing Assembly, Less Dust Cap (Items 2, 14-16)

(IP1422)



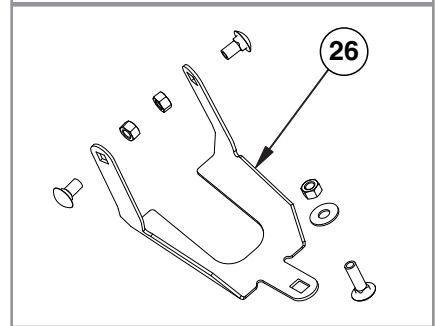
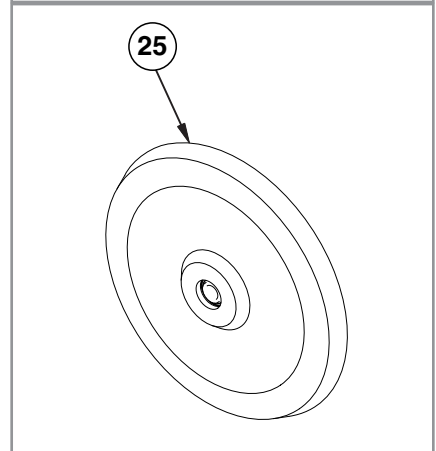
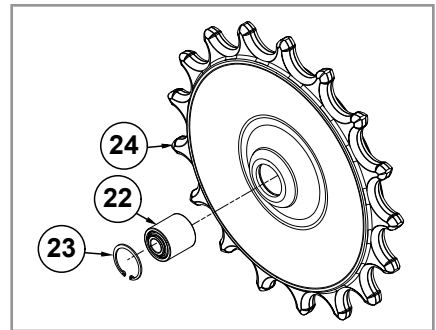
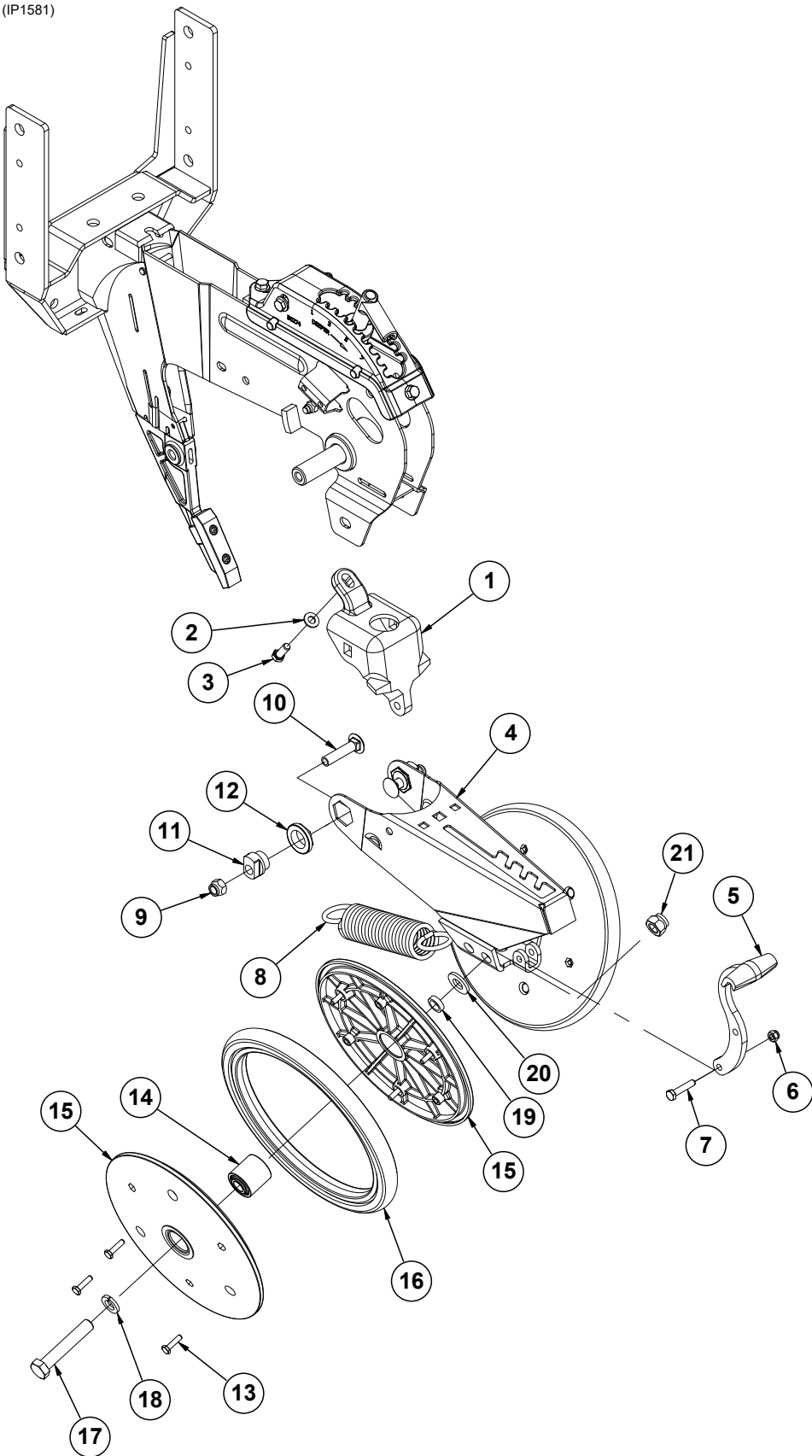
ITEM	PART NO.	QTY. (Per Row)	DESCRIPTION
1	G3303-34	1	Chain, No. 41, 34 Pitch Including Connector Link (Mechanical)
	G3303-44	1	Chain, No. 41, 44 Pitch Including Connector Link (Vacuum)
2	G10620	2	Serrated Flange Nut, 5/16"-18
3	G10310	3	Carriage Bolt, 1/4"-20 x 3/4", Grade 2
4	GA16374	1	Electric Clutch
5	GA10151	1	Seed Meter Clutch Assembly, 11/19 Tooth
6	GB0331	1	Clutch Adapter Plate
7	G10338	2	Carriage Bolt, 5/16"-18 x 1 1/4"
8	G10621	3	Serrated Flange Nut, 1/4"-20
9	G10687	1	Hex Head Cap Screw, 3/8"-16 x 5 1/2"
10	G11387	2	Flat Washer, 3/8" SAE
11	GD23773	1	Chain Idler Spacer
12	GD11962	1	Idler
13	GD1026	1	Sleeve, 1 3/16" Long
14	G11391	1	Flat Washer, 5/8" SAE
15	GD1065	1	Idler Spring
16	GD7318	1	Sleeve, 1" Long
17	G10201	1	Special Washer, 3/8" x 1 1/2" O.D.
18	G10901	1	Lock Nut, 3/8"-16
19	G11091	3	Serrated Flange Nut, 3/8"-16
20	GD23774	3	Spacer
21	GA1720	1	Bearing/Sprocket, 7/8" Hex Bore
22	G10047	2	Hex Head Cap Screw, 3/8"-16 x 1 3/4"
23	G3303-88	1	Chain, No. 41, 88 Pitch Including Connector Link

(IP1580/103225)



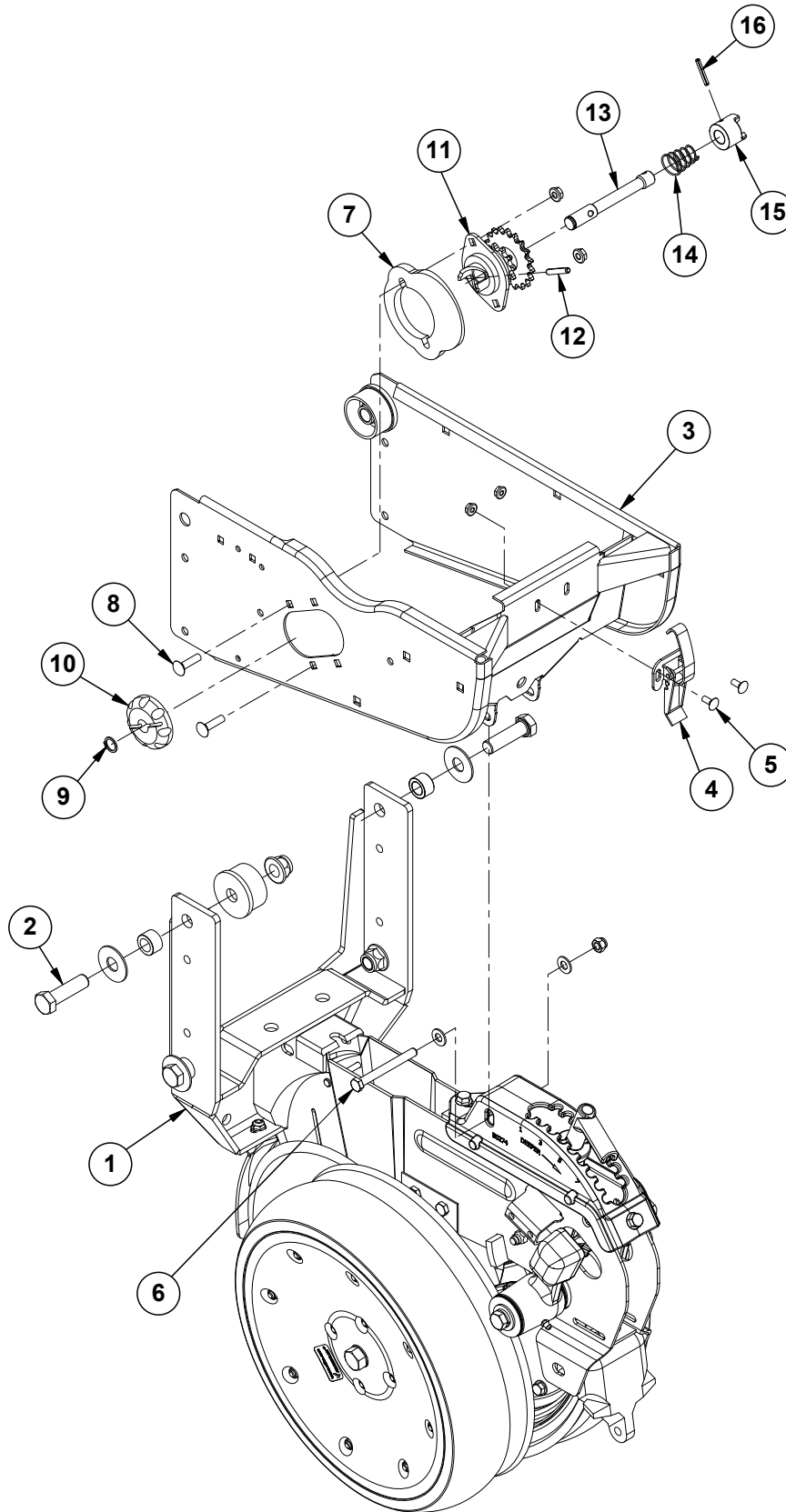
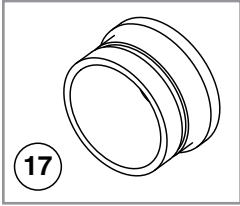
ITEM	PART NO.	QTY. (Per Row)	DESCRIPTION
1	---	-	See "15" Seed Opener Disc Blade/Bearing Assembly and Scrapers" on page P6
2	G10940	7	Machine Bushing, 1" (.048" Thick)
3	G10228	2	Lock Washer, 1/2"
4	G10014	2	Hex Head Cap Screw, 1/2"-13 x 1"
5	G10216	2	Washer, 1/2" USS
6	GA21677	1	Wheel Arm W/Grease Fitting, Bushings, and Seals, L.H. (Shown)
	GA21676	-	Wheel Arm W/Grease Fitting, Bushings, and Seals, R.H.
	GD10991	2	Seal (Per Arm) (Included W/GA21677 and GA21676)
	GB0276	2	Bushing, 1" I.D. x 1 1/4" O.D. x 1" Long (Per Arm) (Included W/GA21677 and GA21676)
7	G10204	1	Special Machine Bushing, 5/8" x 1" O.D.
8	G10031	8	Carriage Bolt, 5/16"-18 x 1 3/4"
	G11386	8	Flat Washer, 5/16" SAE
9	G10028701	1	Half Gauge Wheel
	G10019	4	Hex Head Cap Screw, 5/16"-18 x 1"
	G11386	4	Flat Washer, 5/16" SAE
10	GD36713	2	Gauge Wheel Dust Shield
11	GA6171	1	Bearing
12	GD36709	1	Half Gauge Wheel
13	G10109	12	Lock Nut, 5/16"-18
	G11386	12	Flat Washer, 5/16" SAE
14	G10230	1	Lock Washer, 5/8"
15	G10010	1	Hex Head Cap Screw, 5/8"-11 x 3"
16	G10028601	1	Tire, 4 1/2" x 16
17	G10335001	6	Flanged Lock Nut, M8
18	G10334701	1	Hub
19	G10334901	1	Wheel Flange
20	G10335101	6	Screw, M8 x 30
21	G11386	6	Flat Washer, 5/16"
22	G10335201	1	Elastic Ring
23	G10334801	1	Wheel Flange
A	G10028801	-	Standard Gauge Wheel Complete (Items 8-13 and 16)
B	G10322501	-	Spoked Gauge Wheel Complete (Items 10-11 and 16-23)
C	G1K296	-	Gauge Wheel Arm Bushing and Seal Driver Kit, Includes: (1) Seal Driver, (1) Bushing Driver, (1) Instruction Sheet

(IP1581)



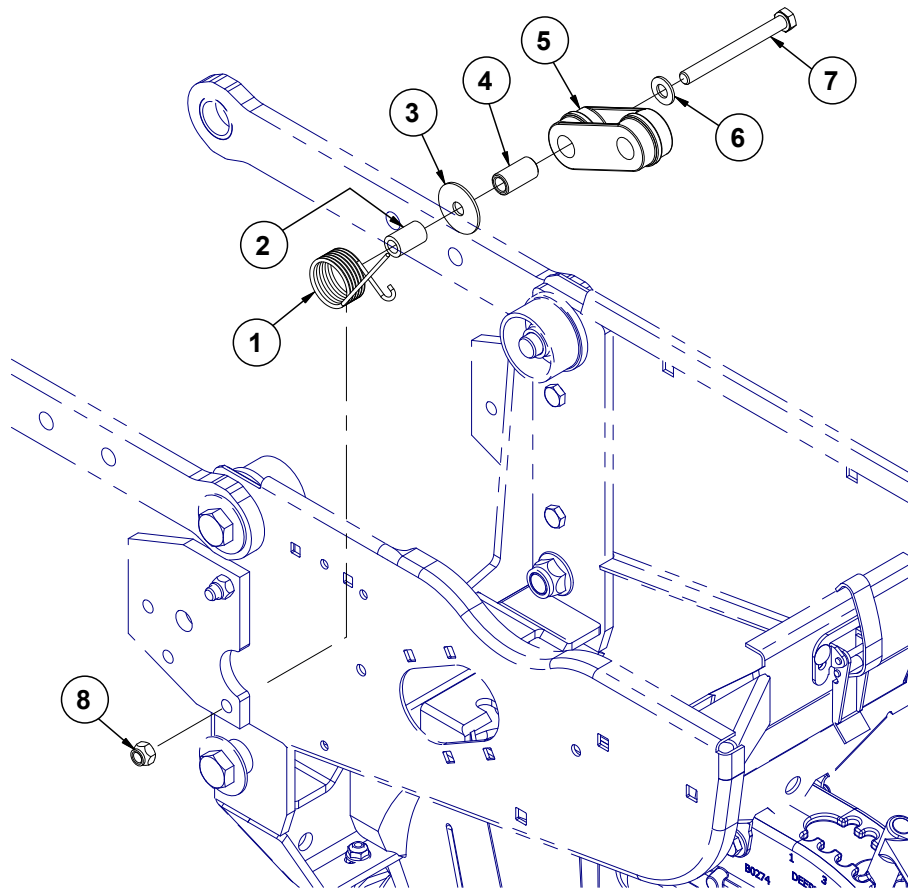
ITEM	PART NO.	QTY. (Per Row)	DESCRIPTION
1	GB0268	1	Wheel Arm Mount
2	G11387	1	Flat Washer, 3/8" SAE
3	G10001	1	Hex Head Cap Screw, 3/8"-16 x 1"
4	GA15197	1	Closing Wheel Arm
5	GB0254	1	Lever
6	G10109	1	Lock Nut, 5/16"-18, Grade 8
7	G10133	1	Hex Head Cap Screw, 5/16"-18 x 1 1/2"
8	GD8460	1	Spring
9	G10111	2	Lock Nut, 1/2"-13
10	G11419	2	Carriage Bolt, 1/2"-13 x 2 1/4"
11	GB0239	2	Eccentric Bushing
12	GB0282	2	Stepped Bushing
13	G10064	6	Hex Head Cap Screw, 1/4"-20 x 1"
14	GA6171	1	Bearing
15	GD9120	2	Nylon Half Wheel
16	GD1085	1	Rubber Tire, 1" x 12"
17	G10013	2	Hex Head Cap Screw, 5/8"-11 x 3 1/2"
18	G10230	2	Lock Washer, 5/8"
19	GD1109	2	Bushing, 4 1/4" I.D. x 7/8" O.D. x 1/4" Long
20	G11391	2	Flat Washer, 5/8" SAE
21	G10107	2	Lock Nut, 5/8"-11
22	GA6171	1	Bearing
23	G11862	1	Internal Retaining Ring
24	GD36895	1	Spiked Closing Wheel
25	GA6597	1	Cast Iron Closing Wheel W/Bearing
	GA6171	1	Bearing
26	G1K345	-	Closing Wheel Shield Kit W/Hardware and Instruction
	GD26146	1	Closing Wheel Shield (Included W/G1K345)
	G10599	1	Carriage Bolt, 3/8"-16 x 1 1/4" (Included W/G1K345)
	G10308	2	Carriage Bolt, 3/8"-16 x 3/4" (Included W/G1K345)
	G10101	3	Hex Nut, 3/8"-16 (Included W/G1K345)
	G10229	3	Lock Washer, 3/8" (Included W/G1K345)
	G11387	1	Hardened Washer, 3/8" SAE (Included W/G1K345)
A	GA6434	-	Rubber Closing Wheel Complete W/Bearing (Items 13-16)
B	GA26958	-	Spiked Closing Wheel (Items 22-24)

(IP1582)



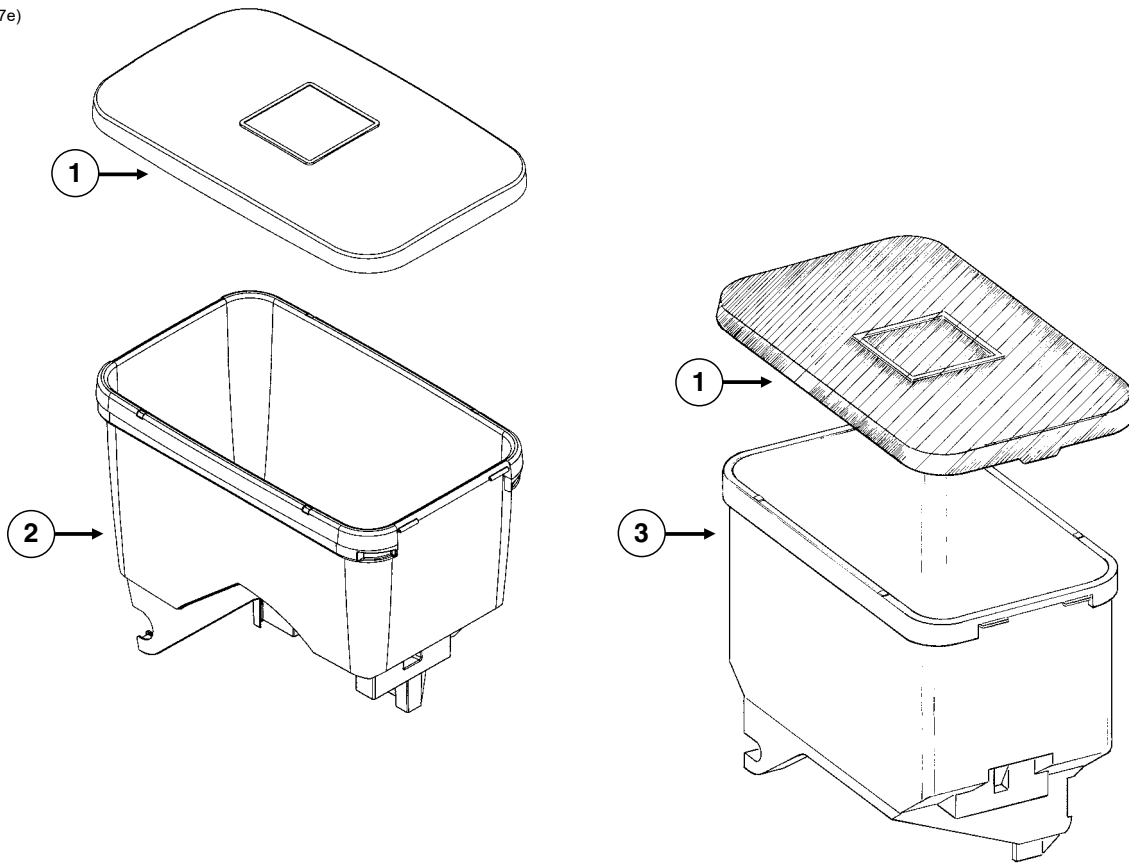
ITEM	PART NO.	QTY. (Per Row)	DESCRIPTION
1	---	1	See "15" Seed Opener Disc Blade/Bearing Assembly and Scrapers" on page P6
2	G10752	2	Hex Head Cap Screw, 5/8"-18 x 2 1/4"
3	G10329801	1	Hopper Support
4	GA2007	1	Hopper Hold Down Latch
5	G10309	2	Carriage Bolt, 1/4"-20 x 5/8", Grade 2
	G10621	2	Serrated Flange Nut, 1/4"-20
6	G10061	1	Hex Head Cap Screw, 3/8"-16 x 3 1/2"
	G11387	2	Flat Washer, 3/8" SAE
	G10108	1	Lock Nut, 3/8"-16
7	GB0331	1	Clutch Adapter Plate
8	G10338	2	Carriage Bolt, 5/16"-18 x 1 1/4"
	G10620	2	Serrated Flange Nut, 5/16"-18
9	G10567	1	External Retaining Ring, 5/8"
10	GD11239	1	Knob
11	GA10137	1	Double Sprocket and Bearing, Drive Clutch, 11/19 Tooth (Mechanical)
	GA12143	-	Double Sprocket and Bearing, Drive Clutch, 11/28 Tooth (Vacuum)
12	G10602	1	Spring Pin, 1/4" x 1 1/2"
13	GD29507	1	Clutch Shaft
14	GD11413	1	Spring
15	GB0278	1	Coupler
16	G10546	1	Spring Pin, 3/16" x 1 1/4"
17	GD17052	-	Vacuum Plug
A	GA10151	-	Seed Meter Clutch Assembly, 11/19 Tooth (Items 9-16) (Mechanical)
B	GA20640	-	Seed Meter Clutch Assembly, 11/28 Tooth (Items 9-16) (Vacuum)

(IP1583)



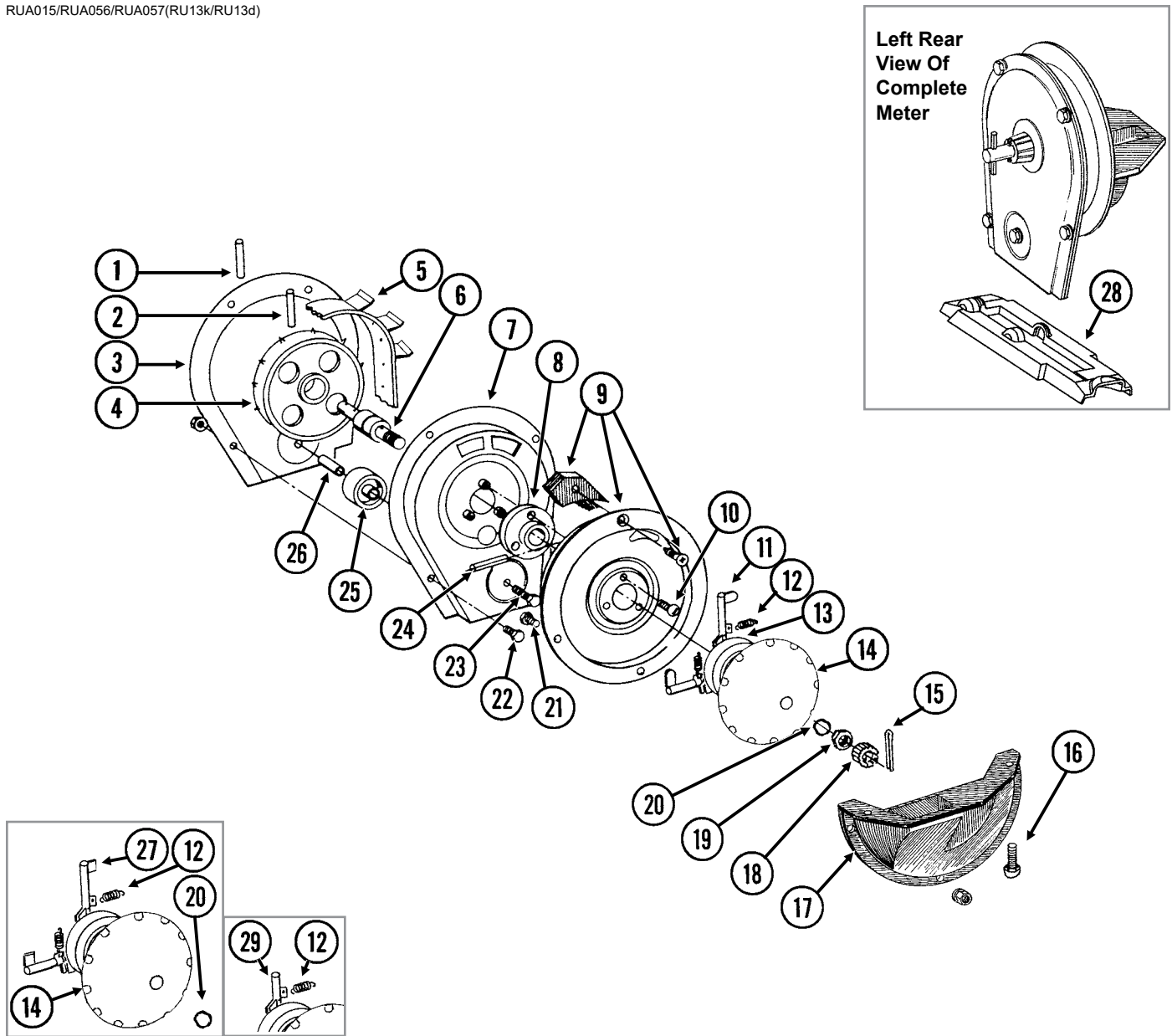
ITEM	PART NO.	QTY. (Per Row)	DESCRIPTION
1	GD1065	1	Idler Spring
2	GD7318	1	Sleeve, 1" Long
3	G10201	1	Special Washer, 3/8" x 1 1/2" O.D.
4	GD1026	1	Sleeve, 1 3/16" Long
5	GD11962	1	Idler
6	G11387	1	Flat Washer, 3/8" SAE
7	G10326	1	Hex Head Cap Screw, 3/8"-16 x 3 3/4"
8	G10108	1	Lock Nut, 3/8"-16

(METR12/RU87e)



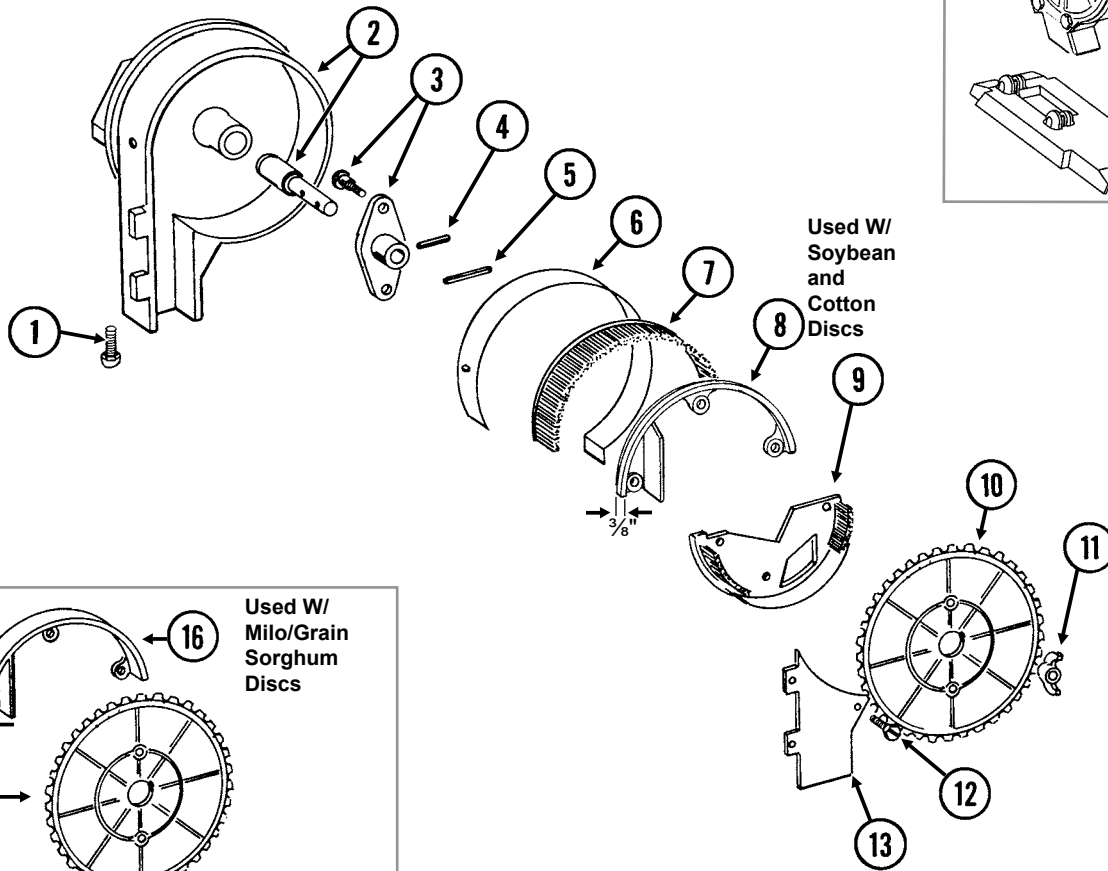
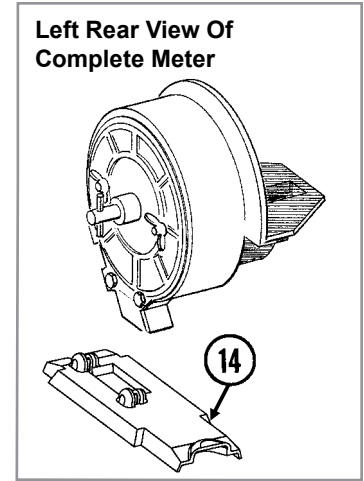
ITEM	PART NO.	QTY.	DESCRIPTION
1	GD11279	1	Lid
2	GA24873	1	Seed Hopper (Vacuum)
	GD12561	-	Threaded Insert, 5/16"-18 (Included W/GA20254)
3	GA9714	1	Seed Hopper, Reinforced (Mechanical)
	GD12561	-	Threaded Insert, 5/16"-18 (Included W/GA9714)

RUA015/RUA056/RUA057(RU13k/RU13d)



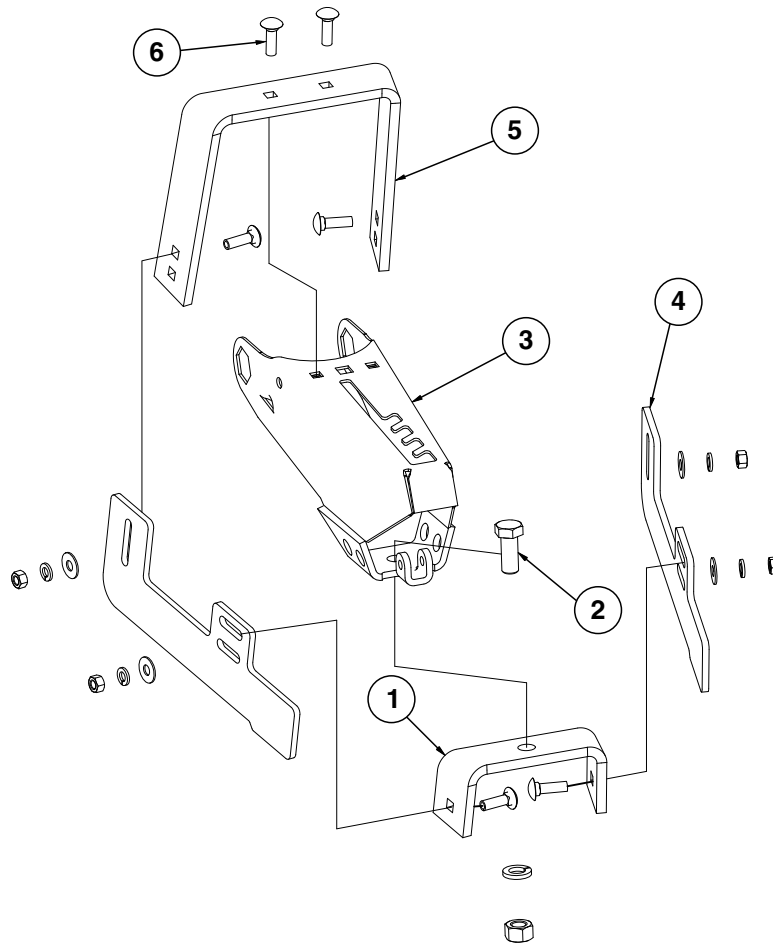
ITEM	PART NO.	QTY. (Per Row)	DESCRIPTION
1	G10602	1	Spring Pin, 1/4" x 1 1/2"
2	G10604	1	Spring Pin, 3/16" x 1 1/2"
3	G10429301	1	Housing Cover
4	GD1041	1	Belt Drive Sprocket
5	GD11286	1	Seed Belt
6	GA2019	1	Bearing
7	G10429101	1	Conveyor Housing
8	GB0110	1	Bearing Housing
9	GR1569	-	Carrier Plate W/Brush and Screw (Corn)
	GR0664	-	Carrier Plate W/Brush and Screw (Sunflower)
	GA2020	-	Brush
	G10690	-	Rolling Thread Screw, No. 10 x 3/4"
10	G10401	3	Slotted Hex Washer Head Screw, No. 10-32 x 5/8"
11	GD18704	12	Finger, Corn
12	GD19790	12	Spring
13	GB0410	1	Cam
14	GD11528	1	Finger Holder
15	G10470	1	Cotter Pin, 5/32" x 1"
16	G11009	2	Locking Thumbscrew, 5/16"-18 x 3/4"
17	GD36922	1	Seed Baffle
18	GD1083	1	Cover Nut
19	G10500	1	Jam Nut, 5/8"-18 UNF
20	GA8343	1	Wave Washer, 5/8" (Triple Wave)
21	G10020	3	Hex Head Cap Screw, 1/4"-20 x 5/8"
	G10323	3	Hex Flange Nut, 1/4"-20, No Serrations
22	G10022	5	Hex Head Cap Screw, 1/4"-20 x 1/2"
	G10621	6	Serrated Flange Nut, 1/4"-20
23	G10021	1	Hex Head Cap Screw, 1/4"-20 x 1 1/2"
	G10621	1	Serrated Flange Nut, 1/4"-20
24	G10603	1	Spring Pin, 1/4" x 1 1/4"
25	GD1042	1	Idler
26	GB0120	1	Bushing, 1 7/64" I.D. x 1 1/32" Long
27	GD19333	12	Finger, Oil Sunflower
28	GD15698	1	Shank Cover, Finger Pickup Seed Meter
29	GD11787	-	Half Rate Blank Finger
A	GR1848	-	Finger Assembly, Corn (Items 11-14 and 20)
B	GR1897	-	Finger Assembly, Oil Sunflower (Items 12, 14, 20, 27, and 30)
C	G10846X	-	Corn Meter (Items 1-26 and 28)

RUA037/RUA056/RUA057(RU14f)



ITEM	PART NO.	QTY. (Per Row)	DESCRIPTION
1	G11009	2	Locking Thumbscrew, 5/16"-18 x 3/4"
2	GA18208	1	Housing W/Bearing
	GA5698	-	Bearing
3	GA6038	1	Hub W/Shoulder Bolts
	GD1755	-	Shoulder Bolt, 1/4"-20 (2 Used)
4	G10603	1	Spring Pin, 1/4" x 1 1/4"
5	G10602	1	Spring Pin, 1/4" x 1 1/2"
6	GD8778	1	Wear Strip
7	GA5699	1	Upper Brush
8	GD11122	1	Upper Brush Retainer (Used W/Soybean and Cotton Discs)
9	GA5834	1	Lower Brush
10	GA5794	-	Seed Disc, Soybean, 60 Cell, Black Color-Coded
	GA6184	-	Seed Disc, Specialty Soybean, 48 Cell, Dark Blue Color-Coded
	GA5796	-	Seed Disc, Cotton, Acid-Delinted, 30 Cell, White Color-Coded
	GA6168	-	Seed Disc, Large Cotton, Acid-Delinted, 36 Cell, Tan Color-Coded
	GA6478	-	Seed Disc, High-Rate Cotton, Acid-Delinted, 48 Cell, Light Green Color-Coded
	GA6182	-	Seed Disc, Hill-Drop Cotton, Acid-Delinted, 12 Cell, Brown Color-Coded
	GA7255	-	Seed Disc, Small Hill-Drop Cotton, Acid-Delinted, 12 Cell, Dark Green Color-Coded
11	G10531	2	Wing Nut W/Nylon Insert, 1/4"-20
12	G11151	9	Hex Washer Head Screw, No. 10-16 x 1/2"
	G10634	-	Slotted Tap Screw, No. 10-24 x 5/8" (Use As Required)
13	GD7878	1	Cover
14	GD15699	1	Shank Cover, Brush-Type Seed Meter
15	GA5982	-	Seed Disc, Small Milo/Grain Sorghum, 30 Cell, Red Color-Coded
	GA6187	-	Seed Disc, Large Milo/Grain Sorghum, 30 Cell, Light Blue Color-Coded
	GA5795	-	Seed Disc, High-Rate Small Milo/Grain Sorghum, 60 Cell, Red Color-Coded
	GA6633	-	Seed Disc, High-Rate Large Milo/Grain Sorghum, 60 Cell, Yellow Color-Coded
16	GD8237	-	Upper Brush Retainer (Used W/Milo/Grain Sorghum Discs)
A	700-01079	-	Brush Meter (Items 1-9 and 11-14)

(IP1202)



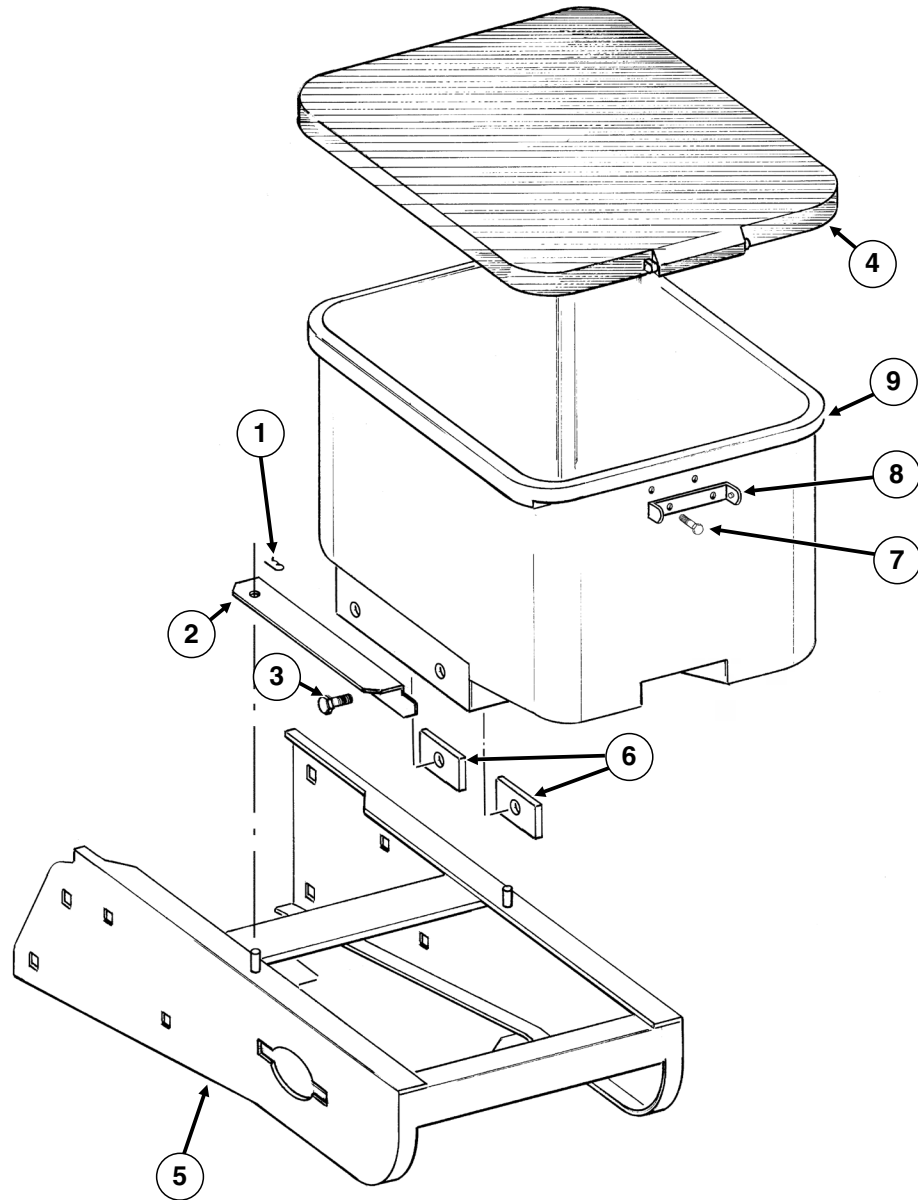
ITEM	PART NO.	QTY. (Per Row)	DESCRIPTION
1	GD11509	1	Rear Bracket
2	G10007	1	Hex Head Cap Screw, 5/8"-11 x 1 1/2"
	G10230	1	Lock Washer, 5/8"
	G10104	1	Hex Nut, 5/8"-11
3	GA15197	1	Arm
4	GD11313	2	Blade
5	GD11508	1	Front Bracket
6	G10599	6	Carriage Bolt, 3/8"-16 x 1 1/4"
	G10229	6	Lock Washer, 3/8"
	G11387	6	Flat Washer, 3/8" SAE
	G10101	6	Hex Nut, 3/8"-16
A	G7566X	-	Drag Closing Attachment Complete (Items 1-6)

Granular Chemical Hopper and Hopper Panel Extension

M0310-02

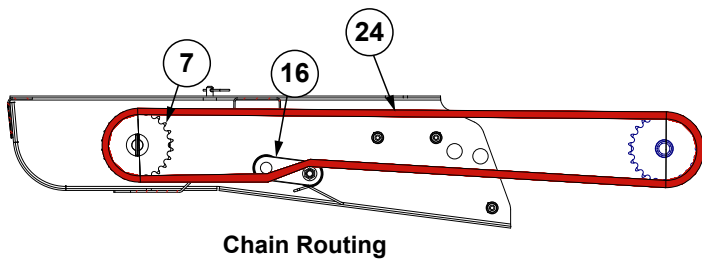
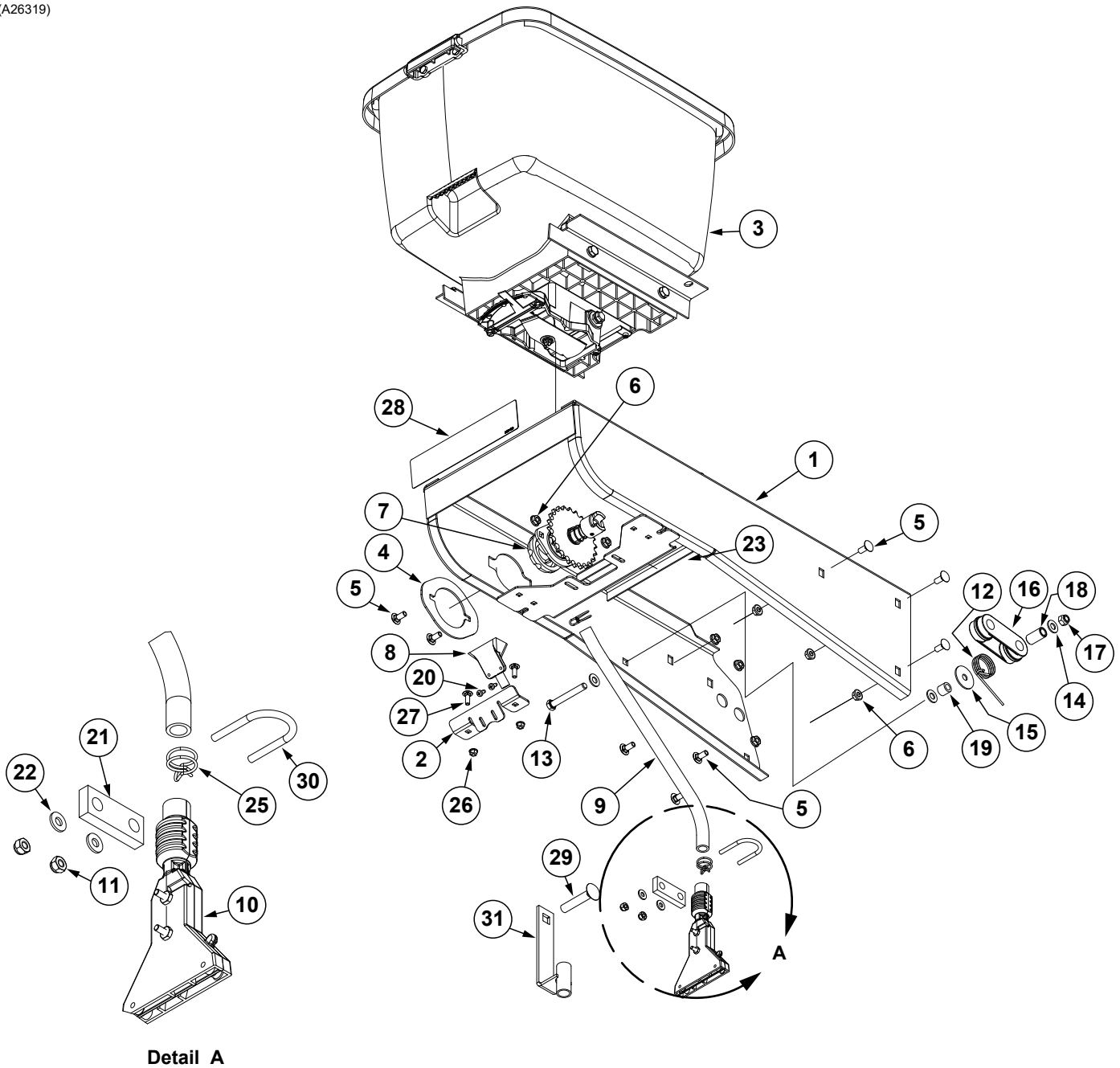
Model 3205

(METR14d)



ITEM	PART NO.	QTY. (Per Row)	DESCRIPTION
1	G10670	2	Hair Pin Clip, No. 3
2	GD1059L GD1059R	1 1	Support, L.H. (Shown) Support, R.H.
3	G10002 G10229	4 4	Hex Head Cap Screw, 3/8"-16 x 3/4" Lock Washer, 3/8"
4	GA4444	1	Lid
5	GA26287	1	Hopper Panel Extension (Non-Stock Item)
6	GD11424	4	Block
7	G10023 G10621	2 2	Hex Head Cap Screw, 1/4"-20 x 3/4" Serrated Flange Nut, 1/4"-20
8	GD1060	1	Hinge
9	GA8371	1	Hopper

(A26319)



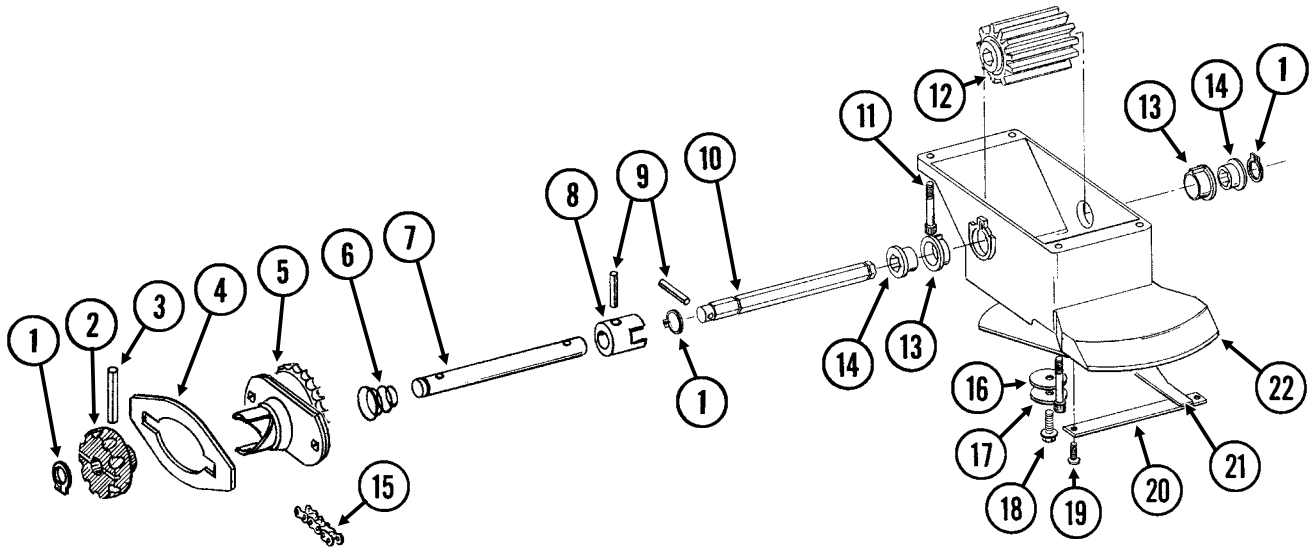
Granular Chemical

M0310-02

Model 3205

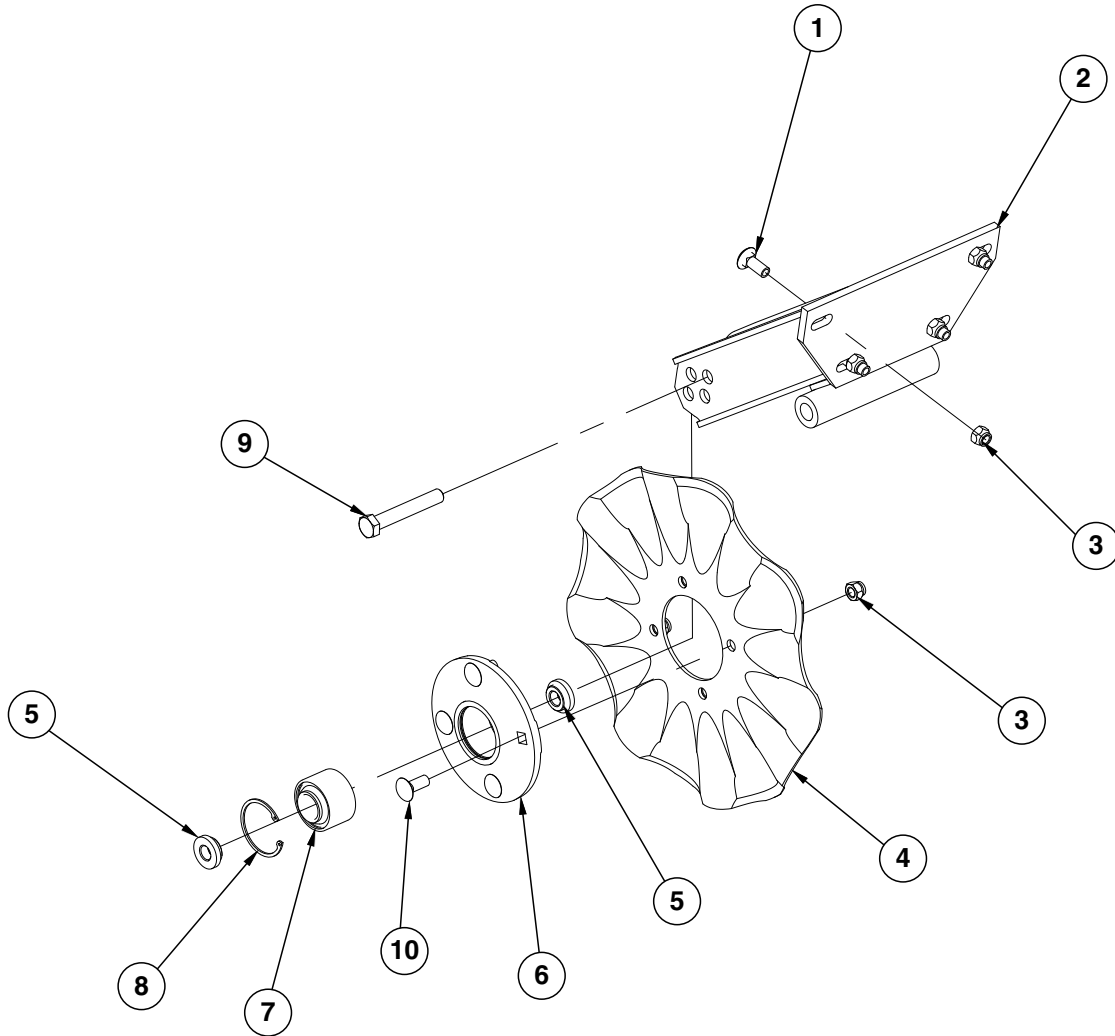
ITEM	PART NO.	QTY. (Per Row)	DESCRIPTION
1	A26287	1	Hopper Panel Extension (Non-Stock Item)
2	GD36277	1	Funnel Bracket
3	---	-	See "Granular Chemical Hopper and Hopper Panel Extension" on page P23
4	GD11305	1	Plate
5	G10312	8	Carriage Bolt, 5/16"-18 x 3/4"
6	G10620	8	Serrated Flange Nut, 5/16"-18
7	---	1	See "Granular Chemical Meter and Meter Drive" on page P26
8	GD2423	1	Funnel
9	GD2947	1	Hose, 7/16" x 28"
10	GA6907	1	Slope-Compensating Bander W/Hardware (4 1/2" Band Width)
	G10864	1	Uni-Clamp (Included W/GA6907)
	G10757	2	Pan Head Screw, No. 10-32 x 1 1/4" (Included W/GA6907)
	G10758	2	Hex Nut, No. 10-32 (Included W/GA6907)
11	G10110	2	Lock Nut, 1/4"-20, Grade B
12	GD11219	1	Spring
13	G10325	1	Hex Head Cap Screw, 3/8"-16 x 2 3/4"
14	G11387	3	Flat Washer, 3/8" SAE
15	G10201	1	Special Washer, 3/8" x 1 1/2" O.D.
16	GD11962	1	Idler
17	G10108	1	Lock Nut, 3/8"-16
18	GD1026	1	Sleeve, 1 3/16" Long
19	GD2971-10	1	Sleeve, 9/16" Long
20	G10966	2	Phillips Head Self-Tapping Screw, No. 10 x 1/2"
21	GD10984	1	Spacer
22	G11385	2	Flat Washer, 1/4" SAE
23	G10670	2	Hair Pin Clip, No. 3
24	G3303-114	1	Chain, No. 41, 114 Pitch Including Connector Link (Mechanical)
	G3303-108	1	Chain, No. 41, 108 Pitch Including Connector Link (Vacuum)
	GR0196	1	Connector Link, No. 41
25	G11209	2	Wire Hose Clamp, 3/4"
26	G10621	2	Serrated Flange Nut, 1/4"-20
27	G10310	2	Carriage Bolt, 1/4"-20 x 3/4", Grade 2
28	---	-	See "Decals, Paint, and Miscellaneous" on page P98
29	G10315	1	Carriage Bolt, 1/2"-13 x 2 1/2" (Replaces Existing 1/2" x 2 1/4" Hardware)
30	GD10963	1	U-Bolt, 1 1/2" x 1 5/16" x 1/4"-20
31	GA6741	1	Bracket (Straight Drop In-Furrow)

RUA051/RUB028(RU91a)



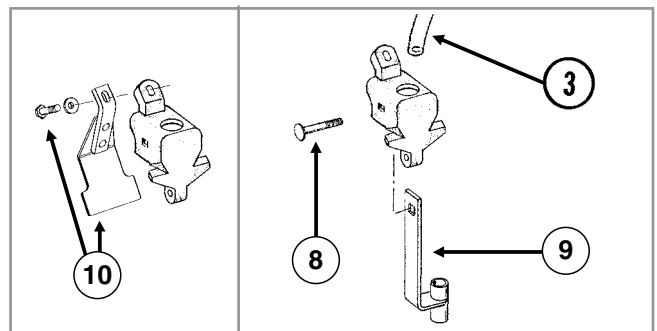
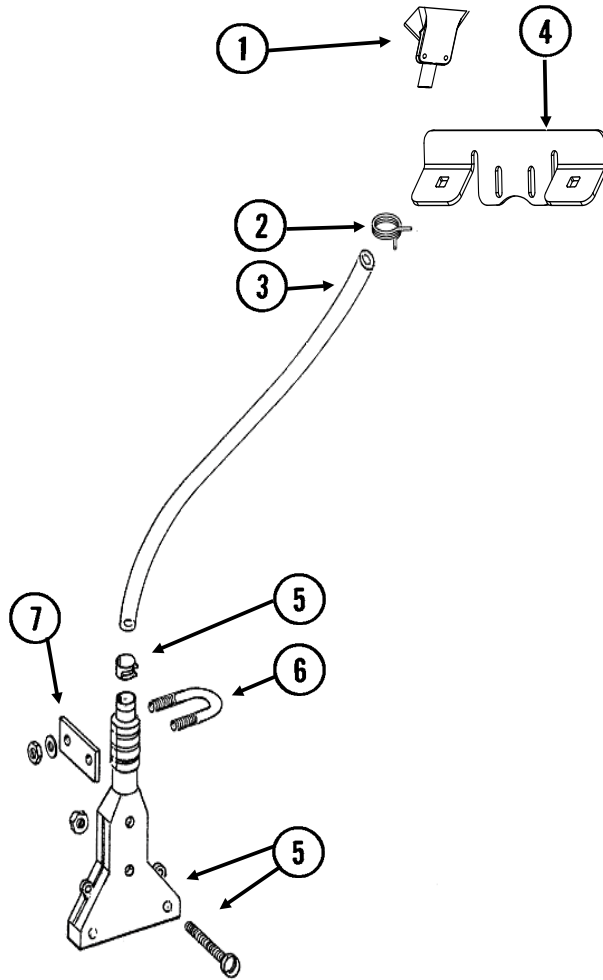
ITEM	PART NO.	QTY. (Per Row)	DESCRIPTION
1	G10567	3	External Retaining Ring, 5/8"
2	GD11239	1	Knob
3	G10602	1	Spring Pin, 1/4" x 1 1/2"
4	---	-	See "Granular Chemical Hopper and Hopper Panel Extension" on page P23
5	GA8364	1	Sprocket And Bearing, Drive Clutch, 24 Tooth
6	GD11413	1	Spring
7	GD11240	1	Shaft
8	GB0278	1	Coupler
9	G10546	2	Spring Pin, 3/16" x 1 1/4"
10	GD11297	1	Shaft
11	G11793	4	Hex Socket Head Cap Screw, No. 10-24 x 7/8"
12	GD7148	1	Feed Roller, Hex Bore
13	GB0115	2	Bearing
14	GD7258	2	Hex Bushing
15	G3303-114	1	Chain, No. 41, 114 Pitch Including Connector Link (Mechanical)
	GR0196	1	Connector Link, No. 41
16	G10660	1	Wave Washer, 1/2"
17	G11385	1	Flat Washer, 1/4" SAE
18	G10570	1	Slotted Hex Self-Tapping Screw, 1/4"-20 x 3/4"
19	G11073	2	Slotted Hex Self-Tapping Screw, No. 10 x 3/8"
20	GD1061	1	Support Strap
21	GD1063	1	Metering Gate
22	GB0116	1	Granular Housing
A	GA8326	-	Granular Chemical Meter Complete (Items 1, 9, 10, 12-14 And 16-22)
B	GA8366	-	Granular Chemical Meter Clutch (Items 1-3 and 5-9)

(IP1279)



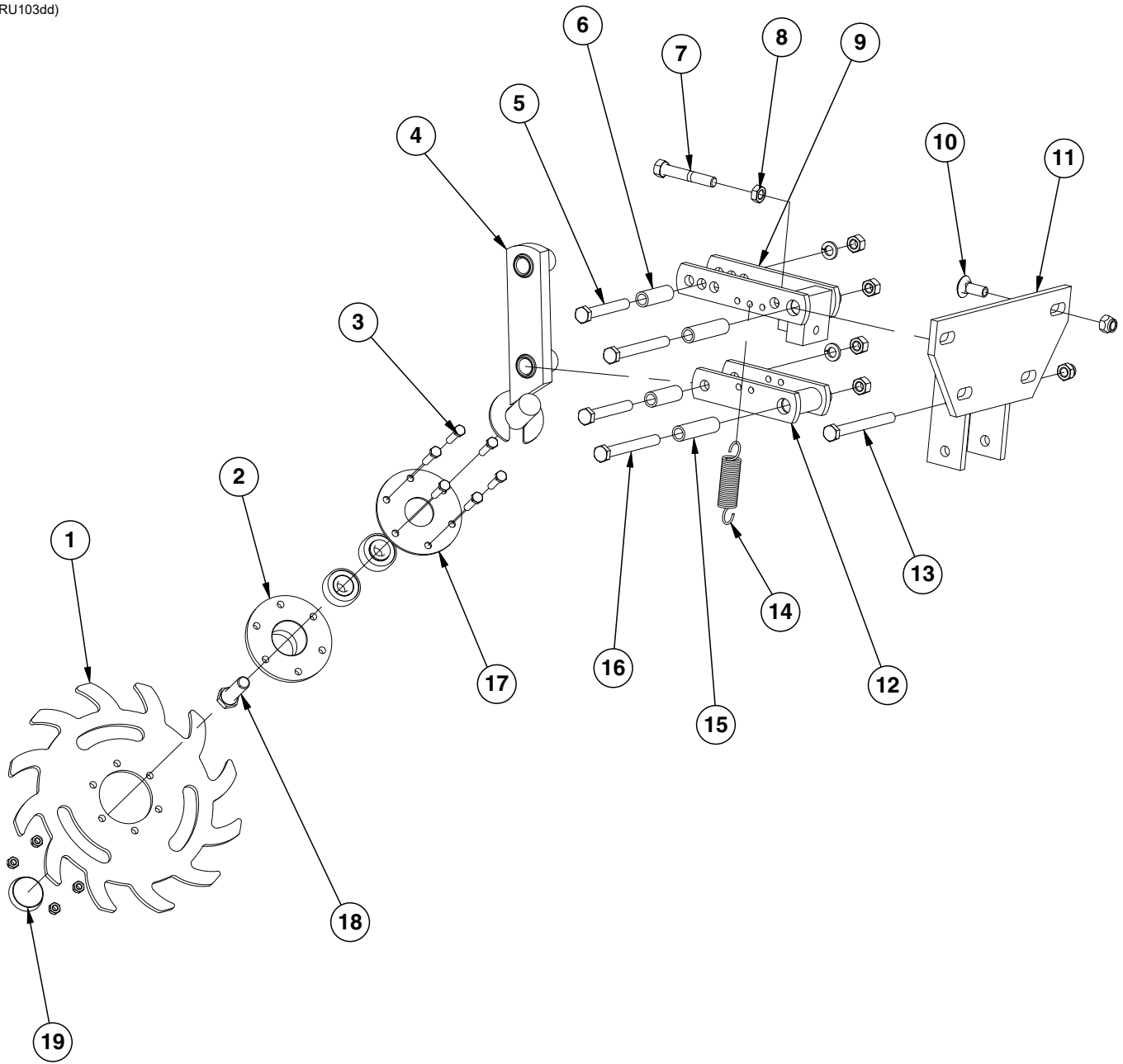
ITEM	PART NO.	QTY. (Per Row)	DESCRIPTION
1	G10574	8	Carriage Bolt, 1/2"-13 x 1 1/4"
2	GA24239	1	Arm
3	G10111	8	Lock Nut, 1/2"-13
4	GD7803	1	Disc Blade, Fluted, 1", 8 Flutes (Shown)
	GD7804	-	Disc Blade, Bubbled, 1"
	GD9254	-	Disc Blade, Fluted, 3/4", 13 Flutes
5	GD11677	2	Adapter
6	GA8641	1	Hub W/Bearing And Retaining Ring (Includes items 7 and 8)
7	GA8603	1	Bearing, Double Row
8	GD19292	1	Retaining Ring (Square), 2 7/16"
9	G10036	1	Hex Head Cap Screw, 5/8"-11 x 4"
	G10107	1	Lock Nut, 5/8"-11

RUA061/RUA073(RU101mm/RU83m)



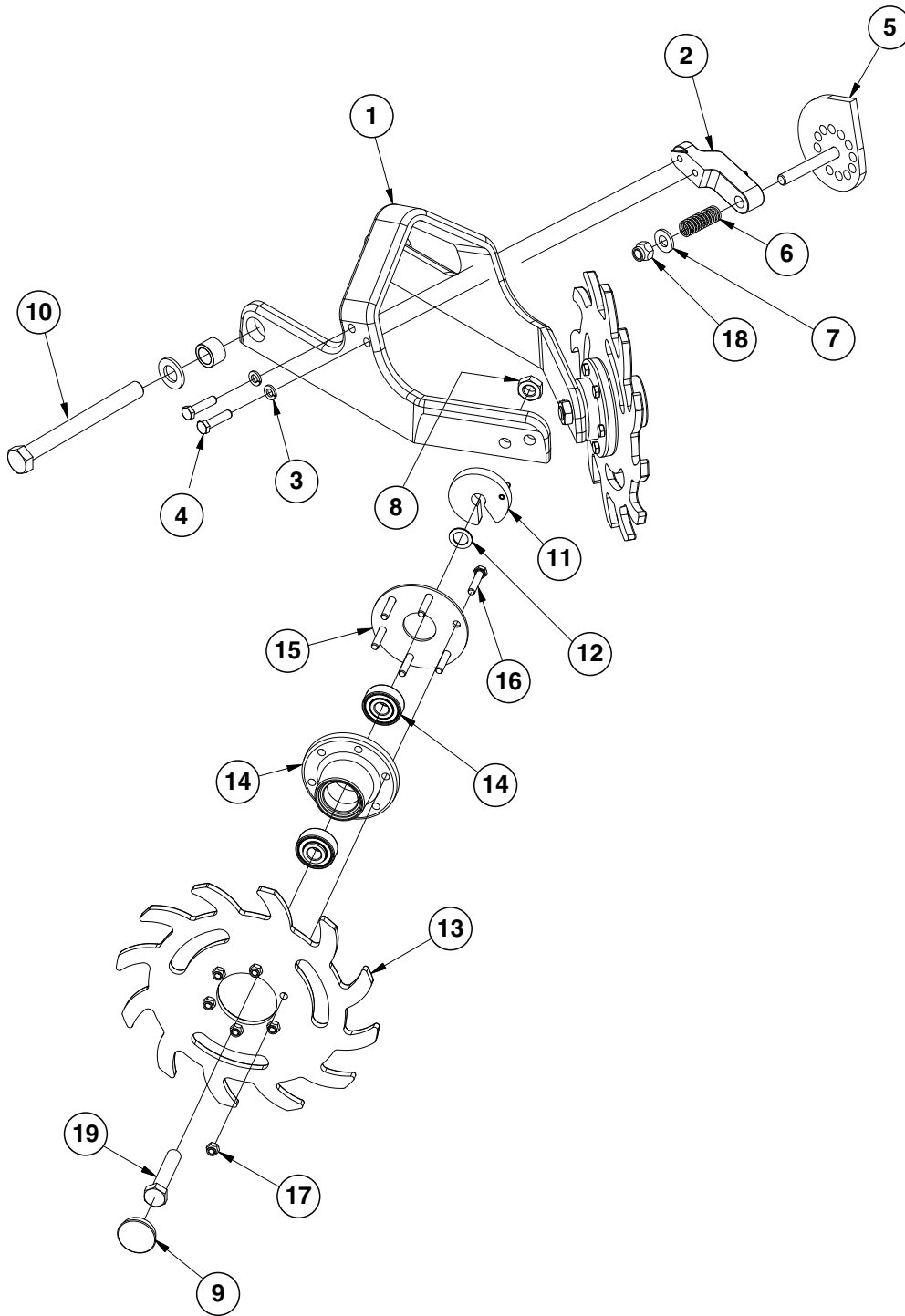
ITEM	PART NO.	QTY.	DESCRIPTION
1	GD2423	1	Funnel
2	G11209	1	Wire Hose Clamp, 3/4"
3	GD2947	1	Hose, 7/16" x 28"
4	G10523	1	Slotted Pan Head Self-Tapping Screw, No. 10 x 1/2"
	G10621	2	Serrated Flange Nut, 1/4"-20
	G10310	2	Carriage Bolt, 1/4"-20 x 3/4", Grade 2
5	GA6907	1	Slope-Compensating Bander W/Hardware (4 1/2" Band Width)
	G10864	1	Uni-Clamp (Included W/GA6907)
	G10757	2	Pan Head Screw, No. 10-32 x 1 1/4" (Included W/GA6907)
	G10758	2	Hex Nut, No. 10-32 (Included W/GA6907)
6	GD10963	1	U-Bolt, 1 1/2" x 1 5/16" x 1/4"-20
	G11385	2	Flat Washer, 1/4" SAE
	G10110	2	Lock Nut, 1/4"-20, Grade B
7	GD10984	1	Spacer
8	G10315	1	Carriage Bolt, 1/2"-13 x 2 1/2" (Replaces Existing 1/2" x 2 1/4" Hardware)
9	GA6741	1	Bracket (Straight Drop In-Furrow)
10	G1K385	-	Bander Shield Kit W/Hardware and Instruction
	G10003	1	Hex Head Cap Screw, 3/8"-16 x 1 1/2" (Included W/G1K385)
	G11387	1	Flat Washer, 3/8" SAE (Included W/G1K385)

(RU103dd)



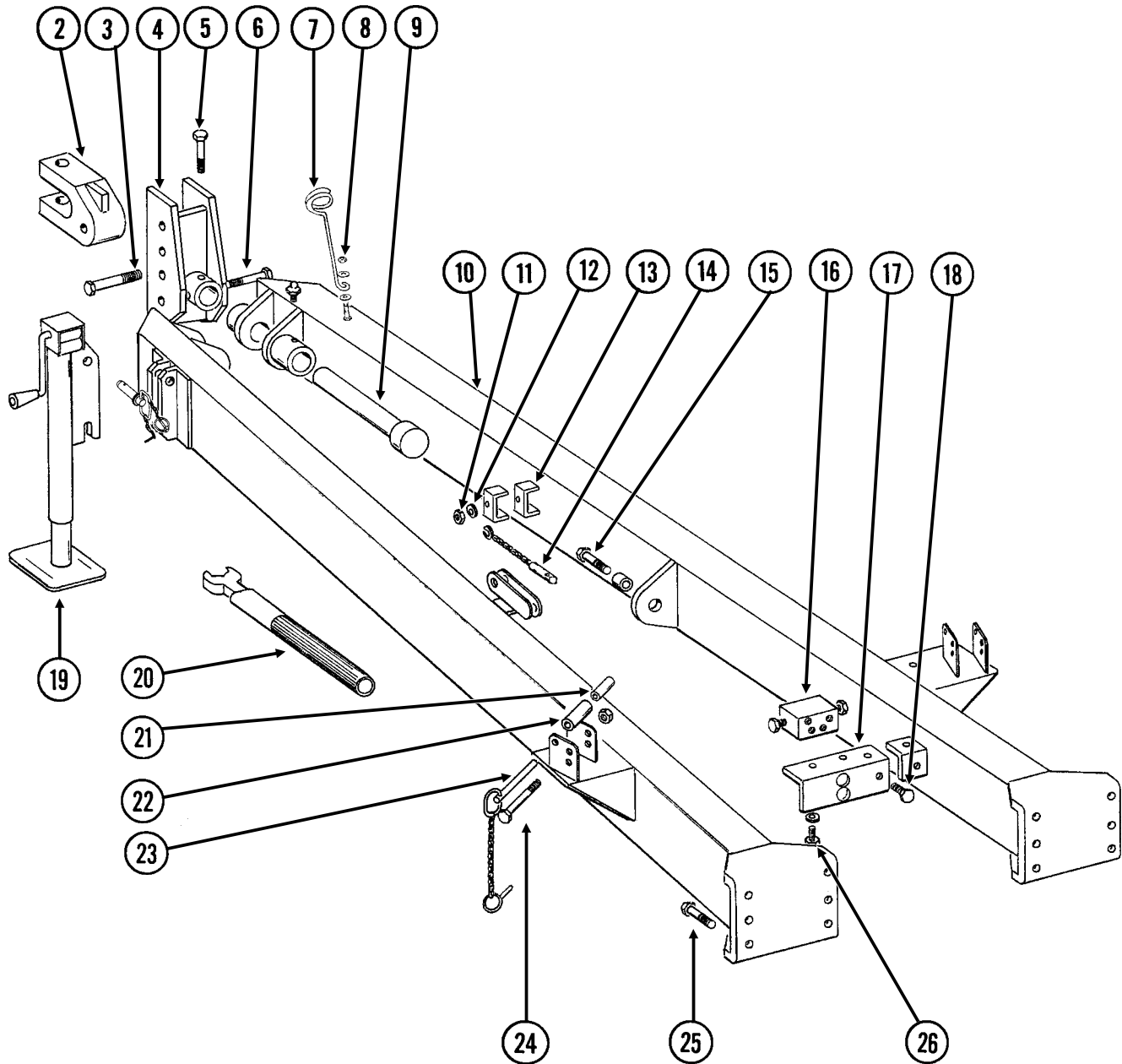
ITEM	PART NO.	QTY. (Per Row)	DESCRIPTION
1	GB0387	1	Wheel, 12 Tine, 3/8" x 12"
2	GA5654 GA2014	1 -	Hub W/Bearings Bearing
3	G10133 G10109	6 6	Hex Head Cap Screw, 5/16"-18 x 1 1/2" Lock Nut, 5/16"-18, Grade 8
4	GA6838	1	Wheel Mount
5	G10033 G10228 G10102	2 2 2	Hex Head Cap Screw, 1/2"-13 x 3 1/2" Lock Washer, 1/2" Hex Nut, 1/2"-13
6	GD9720	2	Spacer, 1/2" x 2 3/16" Long
7	G10371	1	Hex Head Cap Screw, 1/2"-13 x 3", Full Thread
8	G10501	1	Hex Jam Nut, 1/2"-13, Grade 2
9	GA6833	1	Upper Link
10	G10574 G10111	4 4	Carriage Bolt, 1/2"-13 x 1 1/4" Lock Nut, 1/2"-13
11	GA6832	1	Mount
12	GA6834	1	Lower Link
13	G10348 G10111	1 1	Hex Head Cap Screw, 1/2"-13 x 5" (Lockup Bolt) Lock Nut, 1/2"-13
14	GD5857	2	Spring
15	GD9715	2	Spacer, 1/2" x 3" Long
16	G10045 G10228 G10102	2 2 2	Hex Head Cap Screw, 1/2"-13 x 4 1/2" Lock Washer, 1/2" Hex Nut, 1/2"-13
17	GD9724	1	Backing Plate
18	G10006	1	Hex Head Cap Screw, 5/8"-11 x 2 1/4"
19	GD1132	1	Dust Cap
A	GA12236	-	Wheel Assembly, 12 Tine, R.H. (Items 1-3 and 18)

(IP1468)



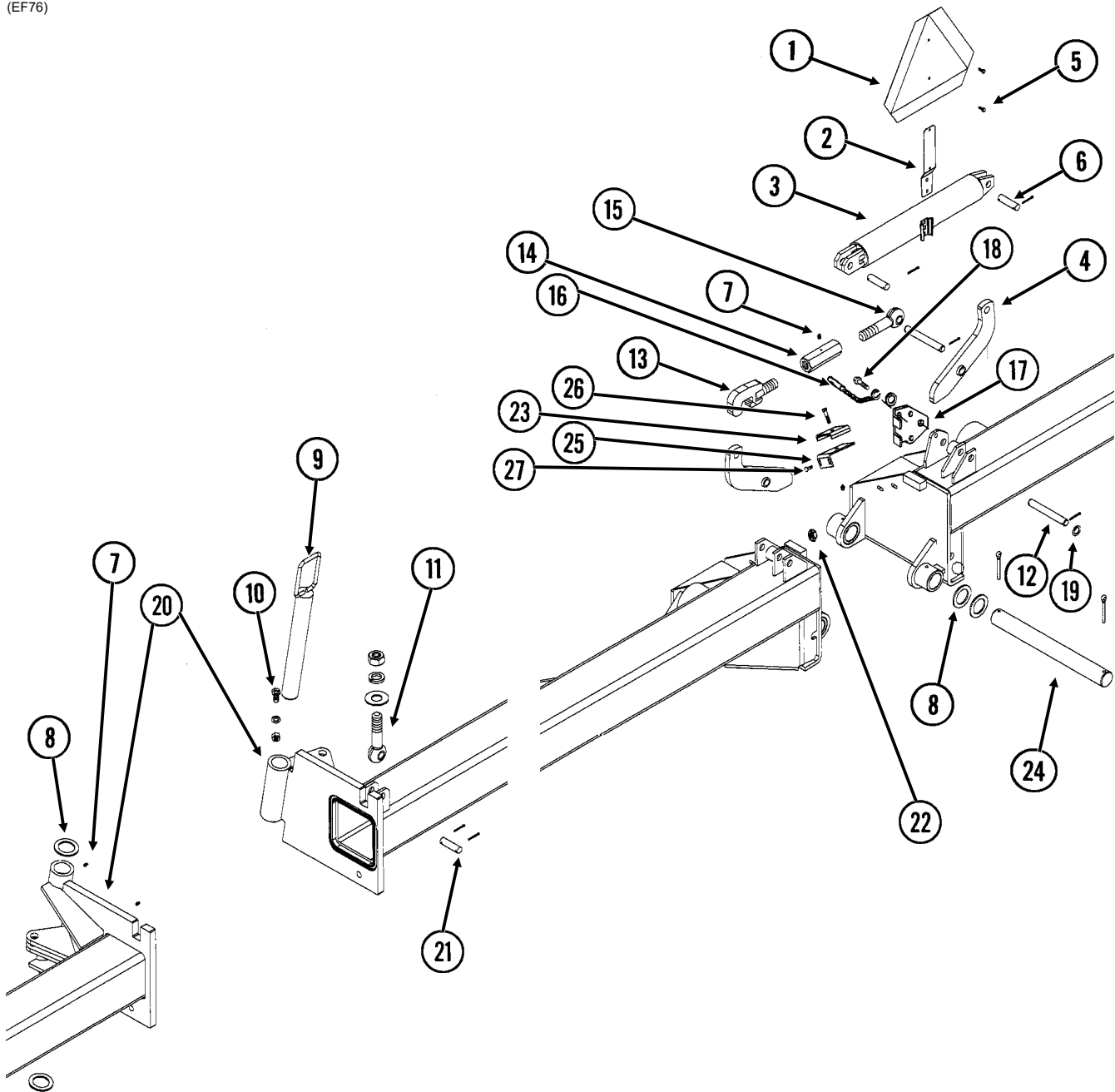
ITEM	PART NO.	QTY. (Per Row)	DESCRIPTION
1	GB0464	1	Residue Wheel Mount
2	GD26973	1	Cam Locking Pin
3	G10229	2	Lock Washer, 3/8"
4	G10004	2	Hex Head Cap Screw, 3/8"-16 x 1 1/4"
5	GA27038	1	Row Cleaner Cam
6	GD10519	1	Spring
7	G11389	1	Flat Washer, 1/2" Plated SAE
8	G10503	2	Hex Jam Nut, 5/8"-11, Grade 2
9	GD1132	2	Dust Cap
10	G11236	1	Hex Head Cap Screw, 3/4"-10 x 10 1/2"
	G11392	2	Flat Washer, 3/4" SAE
	GB0383	2	Bushing, 1 1/8" O.D. x 25/32" I.D. x 3/4" Long
	G11228	1	Lock Nut, 3/4"-10
11	GA8760	2	Weed Guard W/Spring Pin
	G10765	-	Spring Pin, 1/4" x 1" (Included W/GA8760)
12	GD30725	4	Machine Bushing, 5/8" (.030" Thick)
13	GB0387	2	Wheel, 12 Tine, 3/8" x 12"
14	GA5654	2	Hub W/Bearings
	GA2014	-	Bearing (Included W/GA5654)
15	GD9724	2	Backing Plate
16	G10133	12	Hex Head Cap Screw, 5/16"-18 x 1 1/2"
17	G10109	12	Lock Nut, 5/16"-18, Grade 8
18	G10974	1	Lock Nut W/Nylon Insert, 1/2"-13
19	G10010	2	Hex Head Cap Screw, 5/8"-11 x 3"
A	GA12235	-	L.H. Residue Wheel (Items 13-17)
B	GA12236	-	R.H. Residue Wheel (Items 13-17)

(WGN47a/EF32c/A13595)



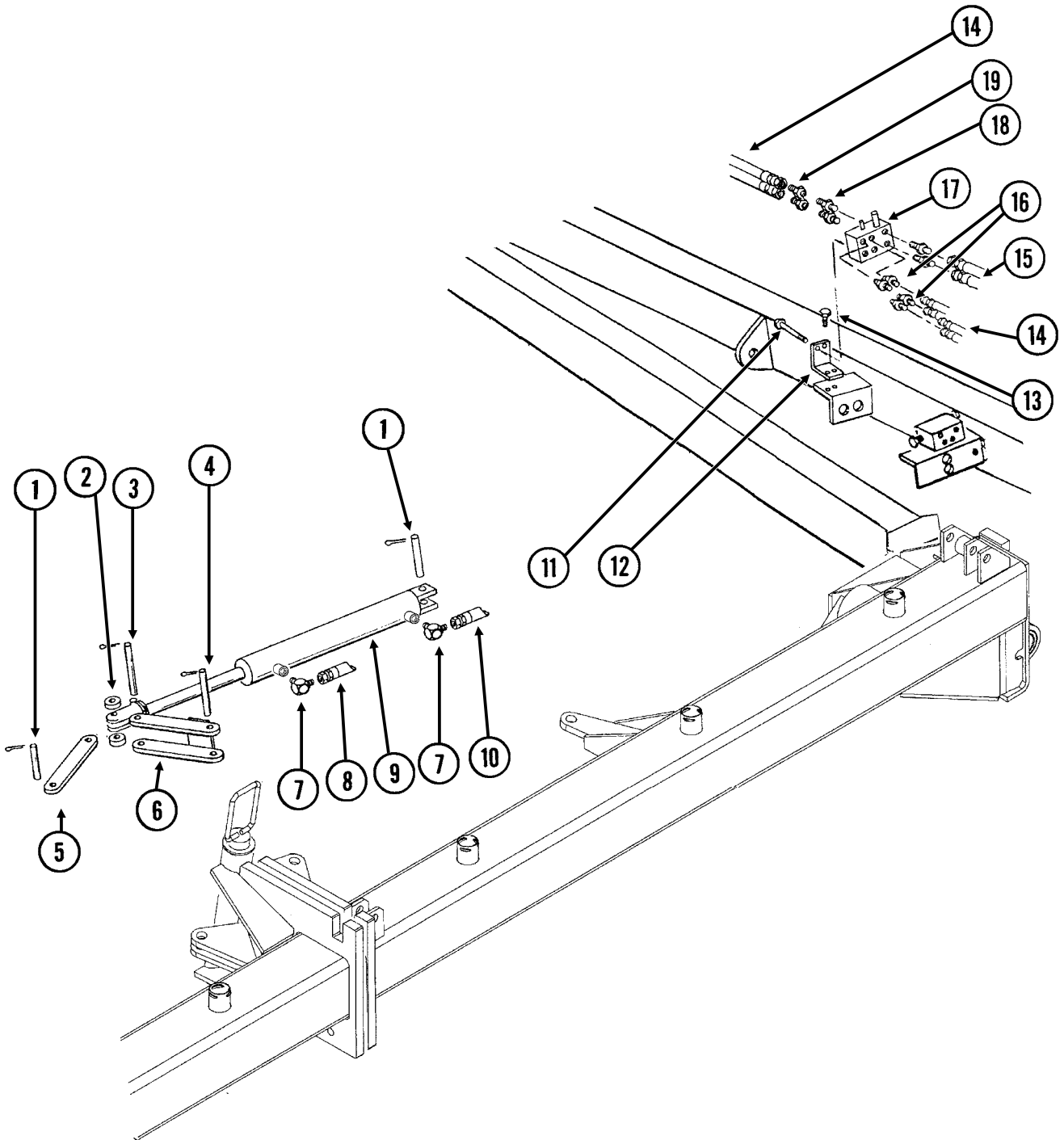
ITEM	PART NO.	QTY.	DESCRIPTION
1	---	-	---
2	GB0156	1	Clevis
3	G10169	1	Hex Head Cap Screw, 1¼"-7 x 6"
	G10157	1	Lock Nut, 1¼"-7
4	GA8097	1	Hitch Cap
5	G10036	1	Hex Head Cap Screw, ⅝"-11 x 4"
	G10230	1	Lock Washer, ⅝"
	G10104	1	Hex Nut, ⅝"-11
6	G10011	1	Hex Head Cap Screw, ⅝"-11 x 5½"
	G10230	1	Lock Washer, ⅝"
	G10104	1	Hex Nut, ⅝"-11
7	GD8260	1	Hose Holder
8	G11391	2	Flat Washer, ⅝" SAE
	G10107	1	Lock Nut, ⅝"-11
9	GA5755	1	Pin, 2⅝" x 14"
10	*A8048	1	Hitch W/Grease Fittings (Includes Items 4-7 And 11) (Non-Stock Item)
	G10641	-	Grease Fitting, ⅛" NPT (Included W/A8048)
11	G10108	3	Lock Nut, ⅜"-16
12	G11387	-	Flat Washer, ⅜" SAE
13	GD5875	6	Hose Clamp, ⅞" x 2½" x 2"
14	GA8318	1	Detent Pin W/Chain
15	G10028	1	Hex Head Cap Screw, ¾"-10 x 3"
	GB0169	1	Bushing
	G10112	1	Lock Nut, ¾"-10
16	---	-	See "Row Marker Sequencing/Flow Control Valve" on page P65
17	GD7976	1	Bracket
18	G10019	2	Hex Head Cap Screw, ⅝"-18 x 1"
	G10232	2	Lock Washer, ⅝"
	G10106	2	Hex Nut, ⅝"-18
19	GA13986	1	Jack Assembly Complete
	GA4995	-	Detent Pin Assembly
	GR0516	-	Crank Assembly
	GR0515	-	Bevel Gear Set, Includes: (2) Bevel Gears, (1) Gear Pin, (1) Groove Pin
20	GA6798	1	Wrench
21	GD3180-23	-	Sleeve, ⅝" I.D. x ⅞" O.D. x 3⅜" Long
22	GD2734-13	-	Sleeve, 1¼" O.D. x 3⅜" Long
23	GA8312	-	Pin W/Lynch Pin, 5 ½"
24	G10011	-	Hex Head Cap Screw, ⅝"-11 x 5½"
	G10107	2	Lock Nut, ⅝"-11
25	G10028	12	Hex Head Cap Screw, ¾"-10 x 3"
	G10231	12	Lock Washer, ¾"
	G10105	12	Hex Nut, ¾"-10
26	G10001	2	Hex Head Cap Screw, ⅜"-16 x 1"
	G11387	2	Flat Washer, ⅜" SAE

(EF76)



ITEM	PART NO.	QTY.	DESCRIPTION
1	---	-	See "SMV Sign" on page P98
2	GD2200	1	Spade
3	GA7513	1	Spring Canister W/Mounting Hardware (Includes Item 3 And 6)
4	GA6055	2	Arm
5	G10023	2	Hex Head Cap Screw, 1/4"-20 x 3/4"
	G10110	2	Lock Nut, 1/4"-20, Grade B
6	GD3311	2	Pin, 7/8" x 3 1/8"
	G10457	4	Cotter Pin, 5/32" x 1 1/2"
7	G10640	4	Grease Fitting, 1/4"-28
8	G10404	4	Machine Bushing, 3 1/8" x 2 1/8" x 3/16"
9	GA8033	2	Pin
10	G10007	2	Hex Head Cap Screw, 5/8"-11 x 1 1/2"
	G10230	2	Lock Washer, 5/8"
	G10104	2	Hex Nut, 5/8"-11
11	GD3373	2	Eyebolt
	G11396	4	Flat Washer, 1 1/4"
	G10236	2	Lock Washer, 1 1/4"
	GD9688	2	Special Nut, 1 1/4"-7
12	GD11298	2	Pin, 7/8" x 6 3/16"
	G10457	4	Cotter Pin, 5/32" x 1 1/2"
13	GA8335	1	Hook
14	GD7972	1	Turnbuckle
15	GD3373	1	Eyebolt
16	GA7022	1	Detent Pin W/Chain
17	GD11300	1	Lockup
18	G10017	1	Hex Head Cap Screw, 1/2"-13 x 1 1/2"
	G10071	1	Serrated Flange Nut, 1/2"-13
19	G10235	-	Machine Bushing, 7/8", 14 Gauge
20	*A24705	-	Frame, 35 1/2", (Includes Items 7-10) (Non-Stock Item) (Mechanical)
21	GD3311	2	Pin, 7/8" x 3 1/8"
	G10457	4	Cotter Pin, 5/32" x 1 1/2"
22	G10108	2	Lock Nut, 3/8"-16
23	GD14534	-	Hose Clamp, 3/4" x 4" x 4 1/2"
24	GD7948	1	Shaft, 2 1/8" x 20"
	G10461	2	Cotter Pin, 3/8" x 3"
25	GD17046	1	Mount
26	G10581	1	Hex Head Cap Screw, 1/2"-13 x 2 1/4"
	G10111	1	Lock Nut, 1/2"-13
27	G10599	2	Carriage Bolt, 3/8"-16 x 1 1/4"
	G10622	2	Serrated Flange Nut, 3/8"-16

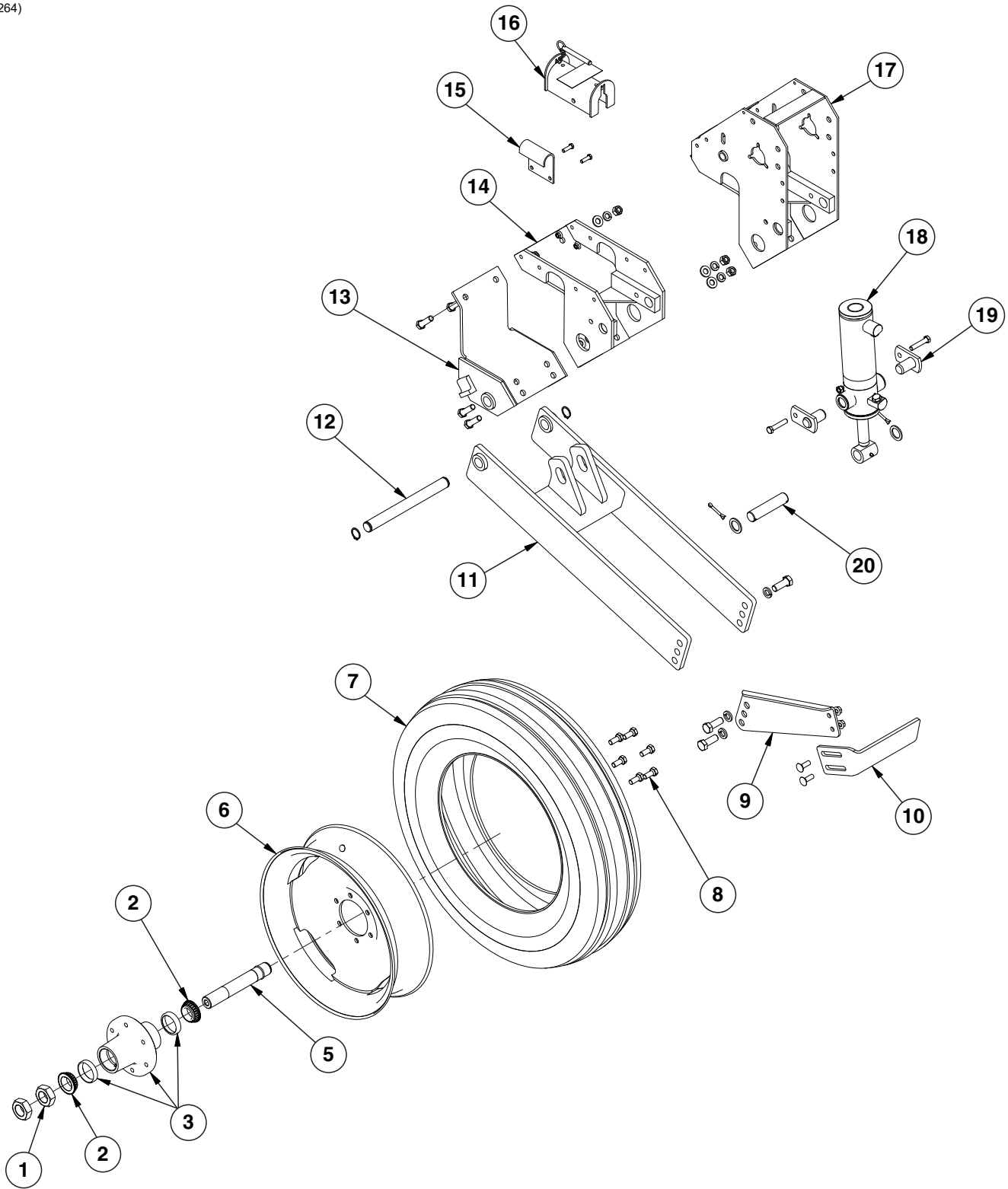
(EF76a)



ITEM	PART NO.	QTY.	DESCRIPTION
1	GD9762 G10463	4 8	Pin, 1" x 3½" Cotter Pin, ¼" x 1½"
2	GD5900-12	4	Sleeve, ⅜"
3	GD9591 G10463	2 8	Pin, 1" x 5¾" Cotter Pin, ¼" x 1½"
4	GD11177 G10463	2 8	Pin, 1" x 7¼" Cotter Pin, ¼" x 1½"
5	GD9589	2	Link
6	GA6800	2	Link
7	G6801-06-08 GR1037	4 -	Elbow W/O-Ring, 90°, ⅜"-18 Male JIC To ¾"-16 O-Ring O-Ring
8	*A1168	2	Hose Assembly, ¼" x 120"
9	---	-	See "Hydraulic Wing Fold Cylinder" on page P64
10	*A1106	2	Hose Assembly, ¼" x 130"
11	G10580 G10227 G10103	2 2 2	Hex Head Cap Screw, ¼"-20 x 3" Lock Washer, ¼" Hex Nut, ¼"-20
12	GD9699	1	Mounting Angle
13	G10064 G10227 G10103	2 2 2	Hex Head Cap Screw, ¼"-20 x 1" Lock Washer, ¼" Hex Nut, ¼"-20
14	---	-	See "Hydraulic System" on page P66
15	*A3180	2	Hose Assembly, ⅜" x 25"
16	G6400-06 GR1045	4 -	Connector W/O-Ring, ⅜"-18 Male JIC To O-Ring O-Ring
17	---	-	See "Hydraulic Wing Fold Selector Valve" on page P66
18	G6400-08-06 GR1045	4 -	Connector W/O-Ring, ¾"-16 Male JIC To ⅜"-18 O-Ring O-Ring
19	G2406-08-06	2	Reducer, ¾"-16 Female JIC To ⅜"-18 Male JIC

* Hydraulic hose is not stocked by Kinze Repair Parts.

(IP1264)

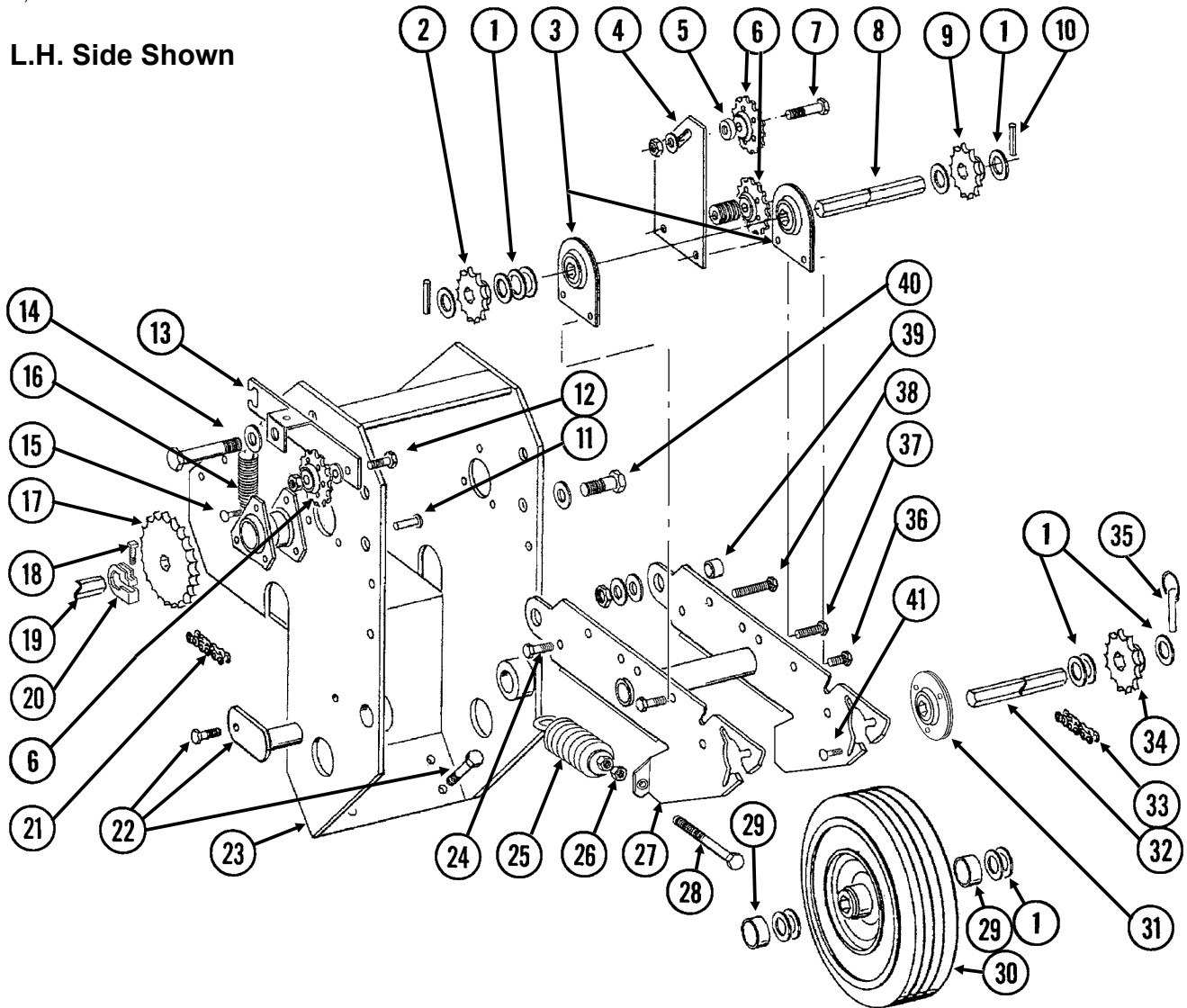


ITEM	PART NO.	QTY. (Per Assy.)	DESCRIPTION
1	G11081	2	Hex Jam Nut, 1½"-12, Grade 2
2	GA24825	2	Bearing
3	GA24826	2	Hub W/Cups, 6 Bolt
4	---	-	---
5	GA4376	1	Spindle W/Round External Retaining Ring, 10"
	GD11490	1	Round External Retaining Ring (Included W/GA4376)
6	GA14413	1	Rim, 5.50" x 20"
	GA7434	1	Valve Stem
7	GD13401	1	Tire, 7.50" x 20", 8 Ply Tubeless W/O Center Rib (Specify Brand*)
8	GR0270	6	Lug Bolt, ¾"-18
9	G10605101	1	Mud Scraper Holder
	G10026	3	Hex Head Cap Screw, ¾"-10 x 2"
	G10231	3	Lock Washer, ¾"
	G11314	1	Serrated Flange Nut, ¾"-10
10	GD34178	1	Slotted Scrapper
	G10636	2	Carriage Bolt, ½"-13 x 1½"
	G10071	2	Serrated Flange Nut, ½"-13
11	GA14349	1	Wheel Module
12	GD20461	1	Pin, 1¼" x 13"
	G11400	2	Retaining Ring, 1¼"
13	GA14348	1	Lower Half Clamp
	G10006	6	Hex Head Cap Screw, ⅝"-11 x 2¼"
	G11391	6	Flat Washer, ⅝", SAE
	G10230	6	Lock Washer, ⅝"
	G10104	6	Hex Nut, ⅝"-11
14	GA5122	1	Wheel Tower Clamp
	G10004	2	Hex Head Cap Screw, ⅜"-16 x 1¼"
	G11091	2	Serrated Flange Nut, ⅜"-16
15	GD7944	1	Lockup Mount
16	GA9870	1	Lockup W/Pin
17	GA8041	1	See "Contact Wheel and Arm Assembly" on page P44
18	---	1	See "Master Lift Cylinder" on page P60 See "Slave Lift Cylinder" on page P61 See "Assist Cylinder" on page P62
19	GA5121	2	Pin, 2⅛"
	G10053	2	Hex Head Cap Screw, ½"-13 x 2½"
	G10111	2	Lock Nut, ½"-13
20	GD5841	1	Pin, 1¼" x 5⅝"
	G10460	2	Cotter Pin, ¼" x 2"
	G10159	4	Machine Bushing, 1¼", 10 Gauge (As Required)
A	GA24828	1	Hub and Spindle Assembly (Items 1-5)
B	GA14412	1	Tire and Rim Assembly (Items 6 and 7)

*Specific brand requests will be supplied only as available from current Kinze Repair Parts stock. If a specific brand requested is not in stock, the brand available will be supplied.

(EF38hh)

L.H. Side Shown



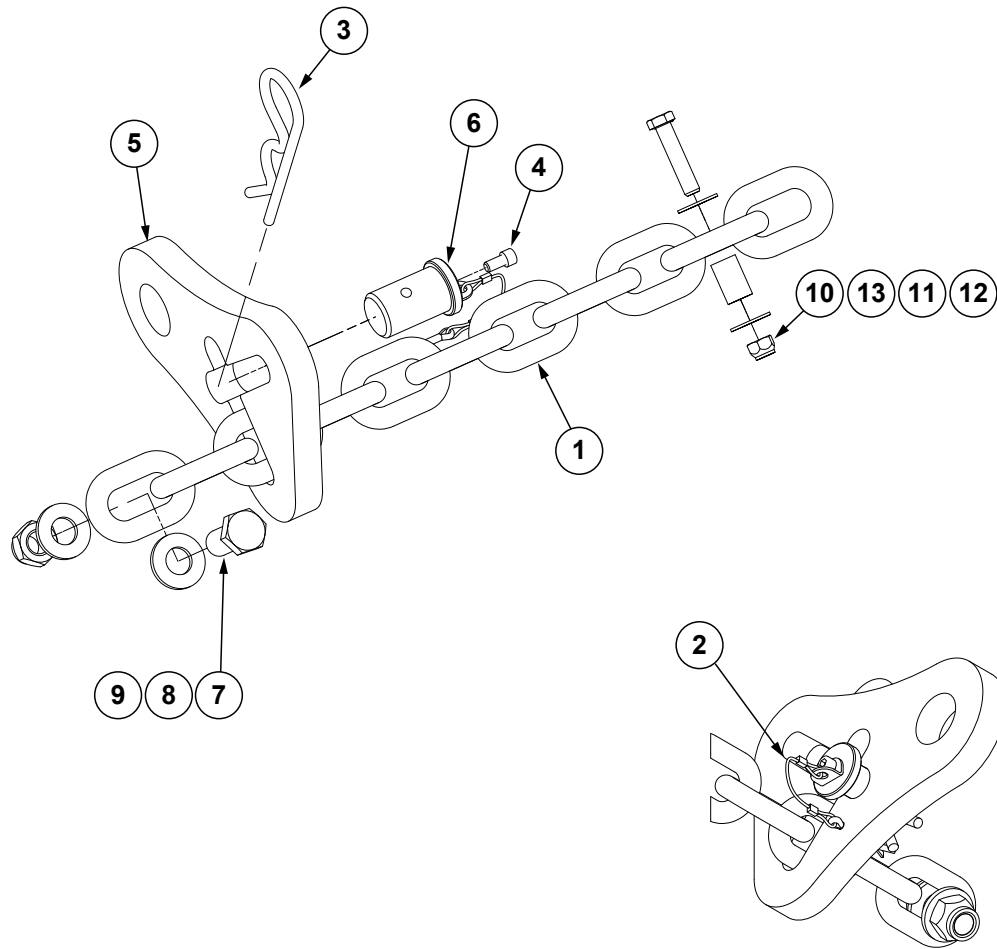
ITEM	PART NO.	QTY. (Per Assy.)	DESCRIPTION
1	G10233	-	Machine Bushing, 1", 10 Gauge
2	GA5105	1	Sprocket, 15 Tooth
3	G2100-03	2	Bearing, 7/8" Hex Bore
	G3400-01	4	Flangette
	GD37039	2	Bearing Plate
	G10303	4	Carriage Bolt, 5/16"-18 x 1"
	G10109	4	Lock Nut, 5/16"-18
	G11386	6	Flat Washer, 5/16" SAE
	G10338	2	Carriage Bolt, 5/16"-18 x 1 1/4"
4	GD37038	1	Bar Chain Tightener Plate
5	GD11158	1	Spacer, 3/4" O.D. x 9/16" Long (If Applicable)
	GD9229	2	Spacer, 1/4" O.D. x 1/2" Long (If Applicable)
6	GA7154	3	Sprocket W/Bearing, 18 Tooth
7	G10397	1	Hex Head Cap Screw, 1/2"-13 x 2 3/4"
	G10168	1	Machine Bushing, 1/2", 7 Gauge
	G10128	-	Machine Bushing, 1/2", 14 Gauge (As Required)
	G10111	1	Lock Nut, 1/2"-13
8	GD6825-12.75	1	Hex Shaft, 7/8" x 12 3/4" (2 Holes)

ITEM	PART NO.	QTY. (Per Assy.)	DESCRIPTION
9	GA5114	1	Sprocket, 30 Tooth (Mechanical)
10	G10602	2	Spring Pin, 1/4" x 1 1/2"
11	G10478	1	Clevis Pin, 5/16" x 1"
	G10409	1	Retaining Ring, 5/16"
12	G10017	1	Hex Head Cap Screw, 1/2"-13 x 1 1/2"
	G10128	1	Machine Bushing, 1/2", 14 Gauge
	G10501	1	Hex Jam Nut, 1/2"-13, Grade 2
13	GA9553	1	Idler W/Sprocket And Hardware, L.H.
	GA9554	1	Idler W/Sprocket And Hardware, R.H. (Shown)
	GA7154	-	Sprocket W/Bearing, 18 Tooth (Included W/GA9553 and GA9554)
	G10017	-	Hex Head Cap Screw, 1/2"-13 x 1 1/2" (Included W/GA9553 and GA9554)
	G10128	-	Machine Bushing, 1/2", 14 Gauge (Included W/GA9553 and GA9554)
	G10501	-	Hex Jam Nut, 1/2"-13, Grade 2 (Included W/GA9553 and GA9554)
14	G10318	1	Hex Head Cap Screw, 5/8"-11 x 4 1/2"
	G10036	1	Hex Head Cap Screw, 5/8"-11 x 4"
	G11391	1	Flat Washer, 5/8" SAE
	G10107	1	Lock Nut, 5/8"-11
	G10104	1	Hex Nut, 5/8"-11
15	G10303	-	Carriage Bolt, 5/16"-18 x 1"
	G10620	-	Hex Nut, 5/16"-18
16	GD5857	1	Spring
17	GA5202	1	Sprocket, 34 Tooth See "Point Row Clutch" on page P46 (If Applicable)
18	G10130	1	Square Head Machine Bolt, 5/16"-18 x 1 3/4"
	G10923	1	Flange Nut, 5/16"-18, No Serration
19	---	-	See "Seed Rate Transmission Assembly and Driveline" on page P50
20	GD11045	1	Lock Clamp
21	G3310-74	1	Chain, No. 40, 74 Pitch Including Connector Link
	GR0912	-	Connector Link, No. 40
22	---	-	See "Transport and Ground Drive Wheel Assembly" on page P40
23	GA8041	1	Wheel Tower
24	G10055	2	Hex Head Cap Screw, 5/8"-11 x 1 1/4" (Stop Bolt)
	G10107	2	Lock Nut, 5/8"-11
25	GA2068	2	Spring W/Plug
26	G10501	2	Hex Jam Nut, 1/2"-13, Grade 2
27	GA8042	1	Arm
28	G10890	2	Hex Head Adjusting Bolt, 1/2"-13 x 4", Grade 2
29	GD11157	2	Spacer, 1 1/2" O.D. x 5/8" Long
30	GA5090	1	Tire And Rim Assembly (Specify Brand*)
	GD5753	-	Tire, 4.10" x 6" (Specify Brand*) (Included W/GA5090)
	GD5752	-	Inner Tube (Included W/GA5090)
	GA5089	-	Rim, 3.25" x 6" (Sub GA5090) (Included W/GA5090)
31	GA9846	-	Flanged Bearing, 7/8" Hex Bore
32	GD6825-11.625	1	Hex Shaft, 7/8" x 11 5/8" (2 Holes)
33	G3310-102	1	Chain, No. 40, 102 Pitch including Connector Link (Mechanical)
	G3310-104	-	Chain, No. 40, 104 Pitch Including Connector Link, Used With 38 Tooth Sprocket
	GR0912	-	Connector Link, No. 40
34	GA5114	1	Sprocket, 30 Tooth (Mechanical)
35	GD2558	1	Lynch Pin, 1/4"
36	G10004	3	Hex Head Cap Screw, 3/8"-16 x 1 1/4"
	G11091	3	Serrated Flange Nut, 3/8"-16
37	G10004	1	Hex Head Cap Screw, 3/8"-16 x 1 1/4"
	G10101	1	Hex Nut, 3/8"-16
38	G10053	1	Hex Head Cap Screw, 1/2"-13 x 2 1/2"
	G10128	-	Machine Bushing, 1/2", 14 Gauge (As Required)
	G10111	1	Lock Nut, 1/2"-13
39	GB0218	2	Bushing, 2 1/32" I.D. x 7/8" O.D. x 1 9/32" Long

ITEM	PART NO.	QTY. (Per Assy.)	DESCRIPTION
40	G10751	2	Hex Head Cap Screw, 5/8"-18 x 1 3/4"
	G10235	6	Machine Bushing, 7/8", 14 Gauge
	G11391	2	Flat Washer, 5/8" SAE
	G10412	2	Lock Nut, 5/8"-18
41	G10303	6	Carriage Bolt, 5/16"-18 x 1"
	G10620	6	Serrated Flange Nut, 5/16"-18
A	G1K269	-	Lock Clamp Kit (Items 18 And 20)

***Specific brand requests will be supplied only as available from current Kinze Repair Parts stock. If a specific brand requested is not in stock, the brand available will be supplied. Different brand tires may have different diameters. Change in tire brands may affect rates. Field checks are recommended after any change in contact tires.**


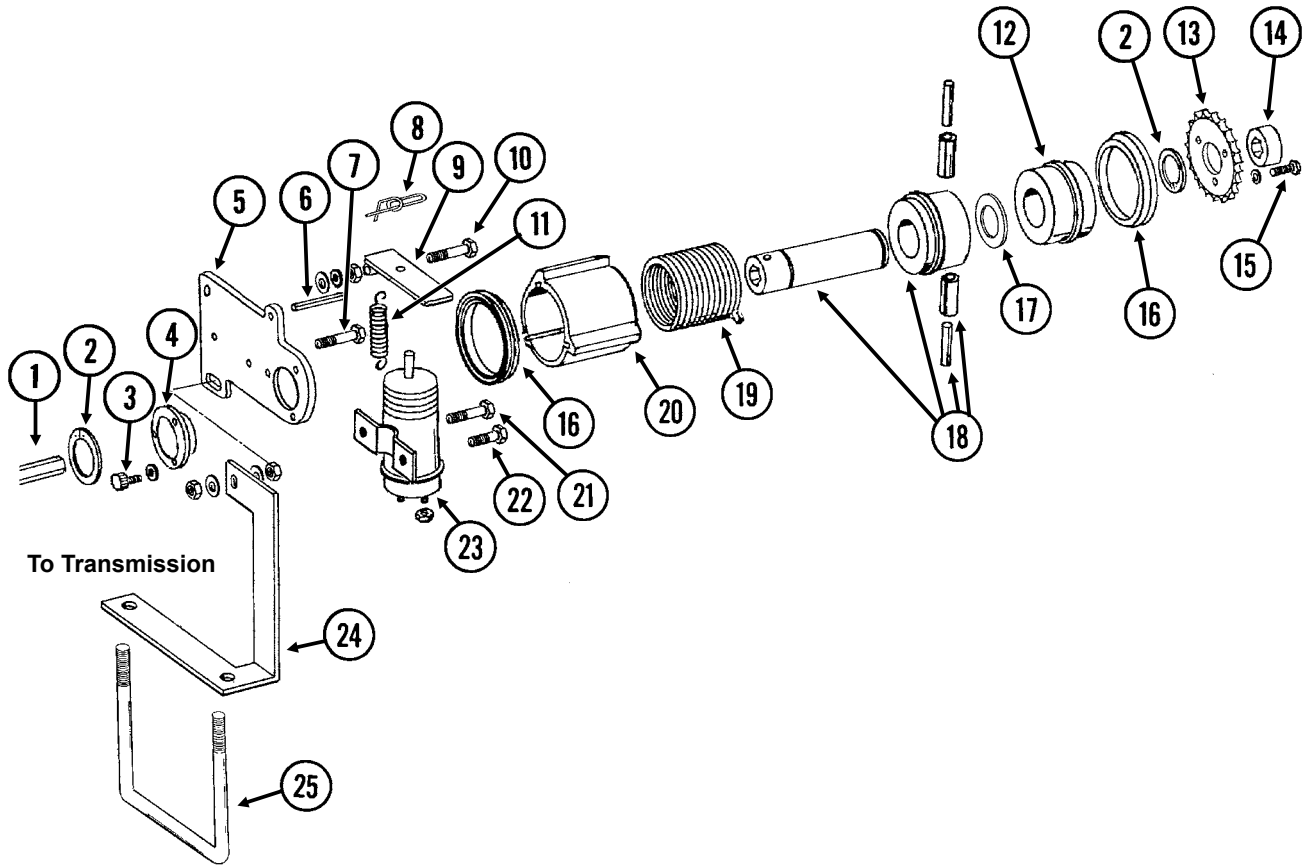
(A25017)



ITEM	PART NO.	QTY.	DESCRIPTION
1	G3324-01	1	Safety Chain, 13MM Grade 70, 97½"
2	GD35339	1	Looped Tether W/Tabs and Cotter Pin
3	G10671	1	Hairpin Cotter, 3/16" x 3¼"
4	G11874	1	Hex Socket Head Cap Screw, ¼"-20 x ½"
5	GD35127	1	Single Chain Latch
6	GD35340	1	Chain Latch Pin
7	G10007	1	Hex Head Cap Screw, 5/8"-11 x 1½"
8	G11391	2	Flat Washer, 5/8" SAE
9	G10107	1	Lock Nut, 5/8"-11
10	G10108	1	Lock Nut, 3/8"-16
11	GD8893-07	1	Sleeve, 1" Long
12	G10047	1	Hex Head Cap Screw, 3/8"-16 x 1¾"
13	G10210	2	Washer, 3/8" USS
A	G9948X	-	3/8" Transport Safety Chain Package (Items 1-13)

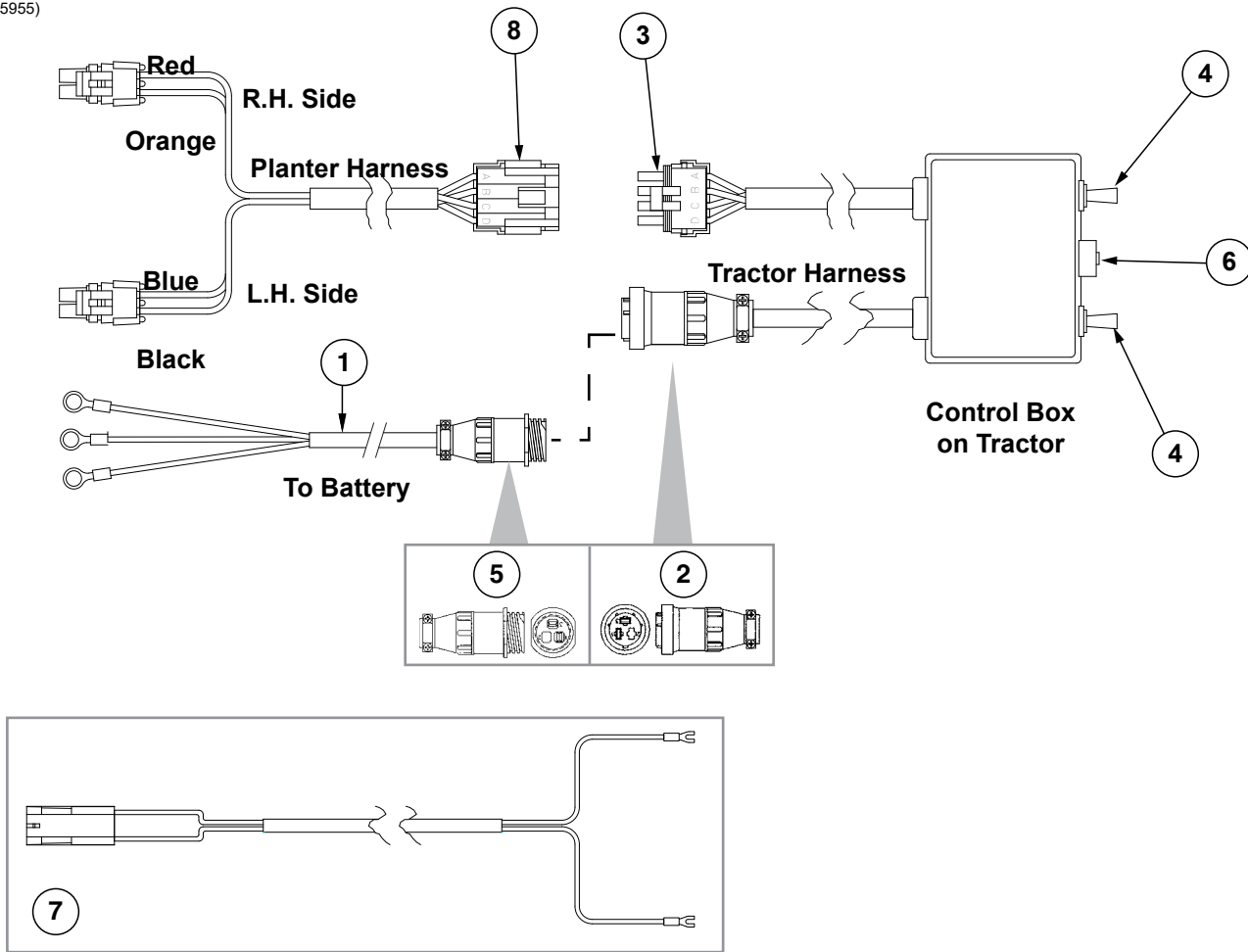
(EF40f)

L.H. Side Shown



ITEM	PART NO.	QTY. (Per Assy.)	DESCRIPTION
1	---	-	See "Seed Rate Transmission Assembly and Driveline" on page P50
2	G10496	2	External Inverted Snap Ring, 1½"
3	G10253	3	Hex Socket Head Screw, No. 10-32 x ½"
	G10257	3	Lock Washer, No. 10
4	GD9667	1	Bushing
5	GD10103	1	Mounting Plate
6	G10859	1	Spring Pin, ⅜" x 2¼"
7	G10325	1	Hex Head Cap Screw, ⅜"-16 x 2¾"
	G11387	2	Flat Washer, ⅜" SAE
	G10101	2	Hex Nut, ⅜"-16
8	GD11120	1	Rue Ring Cotter, ⅝"
9	GD10510	1	Actuator Arm
10	G10049	1	Hex Head Cap Screw, ⅜"-16 x 2½"
	G10101	1	Hex Nut, ⅜"-16
	G11387	1	Flat Washer, ⅜" SAE
	G10229	2	Lock Washer, ⅜"
	G10497	1	Hex Jam Nut, ⅜"-16, Grade 2
11	GD10123	1	Spring
12	GD10104	1	Input Hub
13	GD10525	1	Sprocket, 34 Tooth
14	GD10200	1	Sleeve, ¾" Long
15	G10023	3	Hex Head Cap Screw, ¼"-20 x ¾"
	G10227	3	Lock Washer, ¼"
16	GD14512	2	V-Ring Seal
17	GD14513	1	Felt Washer
18	GA7137	1	Hub/Sleeve Assembly W/Spring Pins
	G10804	-	Spring Pin, ⅝ ₃₂ " x ⅞" (Included W/GA7137)
	G10765	-	Spring Pin, ¼" x 1" (Included W/GA7137)
19	GD9672	1	Spring, R.H.
	GD9671	-	Spring, L.H.
20	GD10102	1	Stop Collar
21	G10900	1	Hex Socket Head Cap Screw, ¼"-20 x 1¾", Grade 8
	G10227	1	Lock Washer, ¼"
	G10103	2	Hex Nut, ¼"-20
22	G10023	1	Hex Head Cap Screw, ¼"-20 x ¾"
	G10227	1	Lock Washer, ¼"
	G10103	1	Hex Nut, ¼"-20
23	GA8393	1	Solenoid Complete
	GR1306	1	Snap Ring (Included W/GA8393)
	GR1303	1	Spring (Included W/GA8393)
	GR1304	1	Boot (Included W/GA8393)
	GR1305	1	Plunger (Included W/GA8393)
24	GD10528	-	Bracket, R.H. (Shown)
	GD10529	1	Bracket, L.H.
25	GD7145	1	U-Bolt, 7" x 7" x ½"-13
	G10111	2	Lock Nut, ½"-13
26	GA10054	1	Ground Cable, Green
A	GA7418	-	Point Row Clutch Assembly, R.H. (R.H. Side Of Machine) (Items 2-6, 8-13, 15-23, And 26)
B	GA7417	-	Point Row Clutch Assembly, L.H. (L.H. Side Of Machine) (Items 2-6, 8-13, 15-23, And 26)

(A25955)

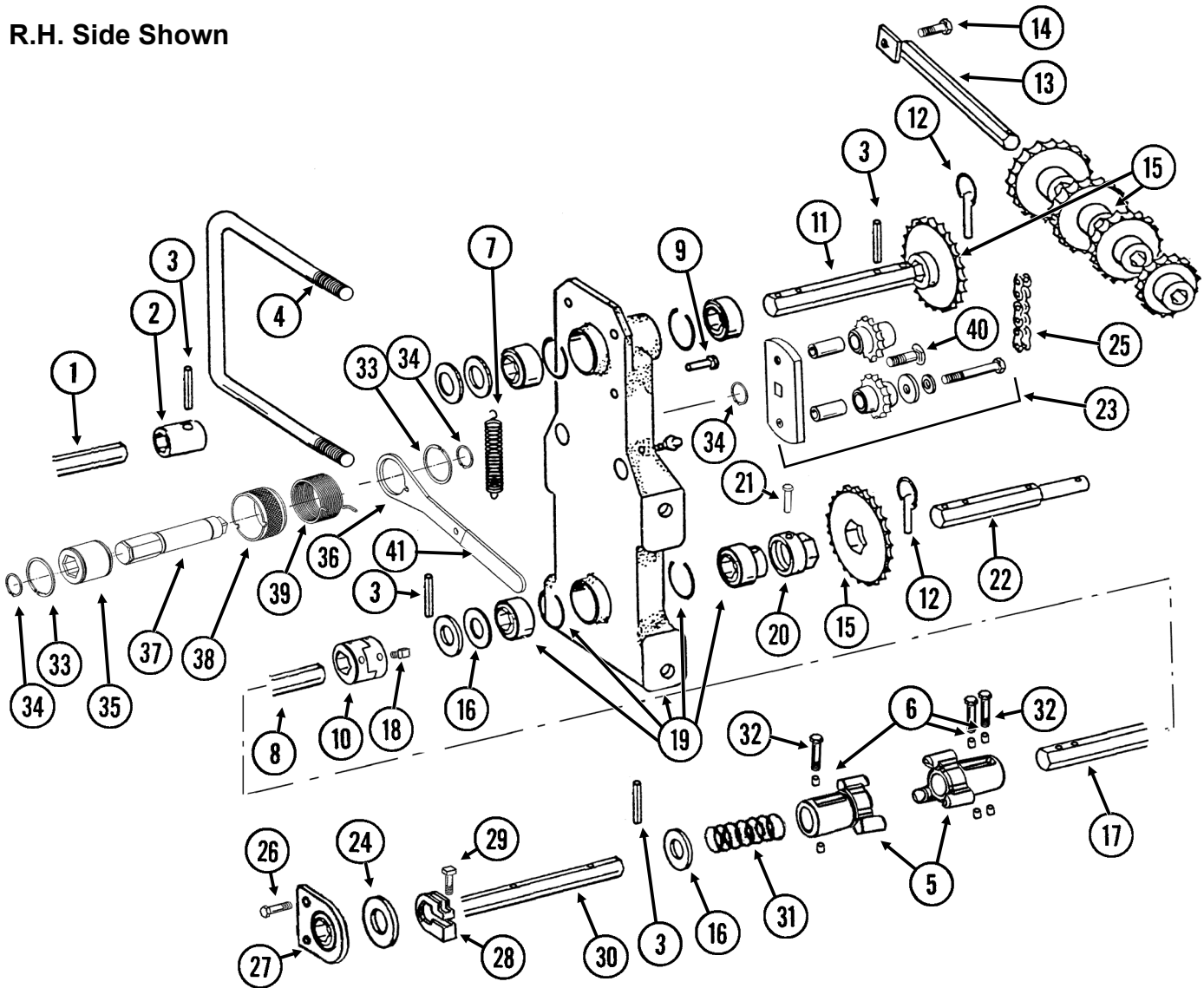


ITEM	PART NO.	QTY. (Per Assy.)	DESCRIPTION
1	GA17547	1	Power Adapter Cable
2	G1K268	-	Console Cable Connector Kit, Includes: (1) 3-Pin Connector, (1) Cable Clamp, (1) Lock Ring, (3) Female Terminal Pins
3	GA25528 GA8329	1 -	Harness W/4-Pin Connector, 152" 4-Pin Connector W/Male Housing, 4 Seals And 4 Socket Contacts (Included W/ GR1447)
4	GA7144	2	Two Position Switch
5	---	---	---
6	GA7165	1	Circuit Breaker, 12 Amp
7	GA25526	2	Control Box Harness
8	GA25529 GA8328	1 -	Harness 4-Pin Connector W/Female Housing, 4 Seals and 4 Pin Contacts (Included W/ GA25863)
A	GA25954	-	Control Box Assembly (Items 4, 6, and 8)

This page left blank intentionally.

(EF45h)

R.H. Side Shown



ITEM	PART NO.	QTY. (Per Assy.)	DESCRIPTION
1	GD0914-20	2	Hex Shaft, 7/8" x 20" (No Holes)
2	GD5961	1	Coupler, 2 1/4"
3	G10602	-	Spring Pin, 1/4" x 1 1/2"
4	GD1114	1	U-Bolt, 7" x 7" x 5/8"-11
	G10230	2	Lock Washer, 5/8"
	G10104	2	Hex Nut, 5/8"-11
5	GB0283	2	Coupler
6	GD11395	6	Bushing, 1/2"
7	GD5857	1	Spring
8	GD12616-78	2	Hex Shaft, 7/8" x 78" (2 Holes)
9	G10478	1	Clevis Pin, 5/16" x 1"
	G10409	1	Retaining Ring, 5/16"
10	GB0287	2	Coupler
11	GD5835	1	Shaft, 7/8" x 7"
12	GD2558	3	Lynch Pin, 1/4"

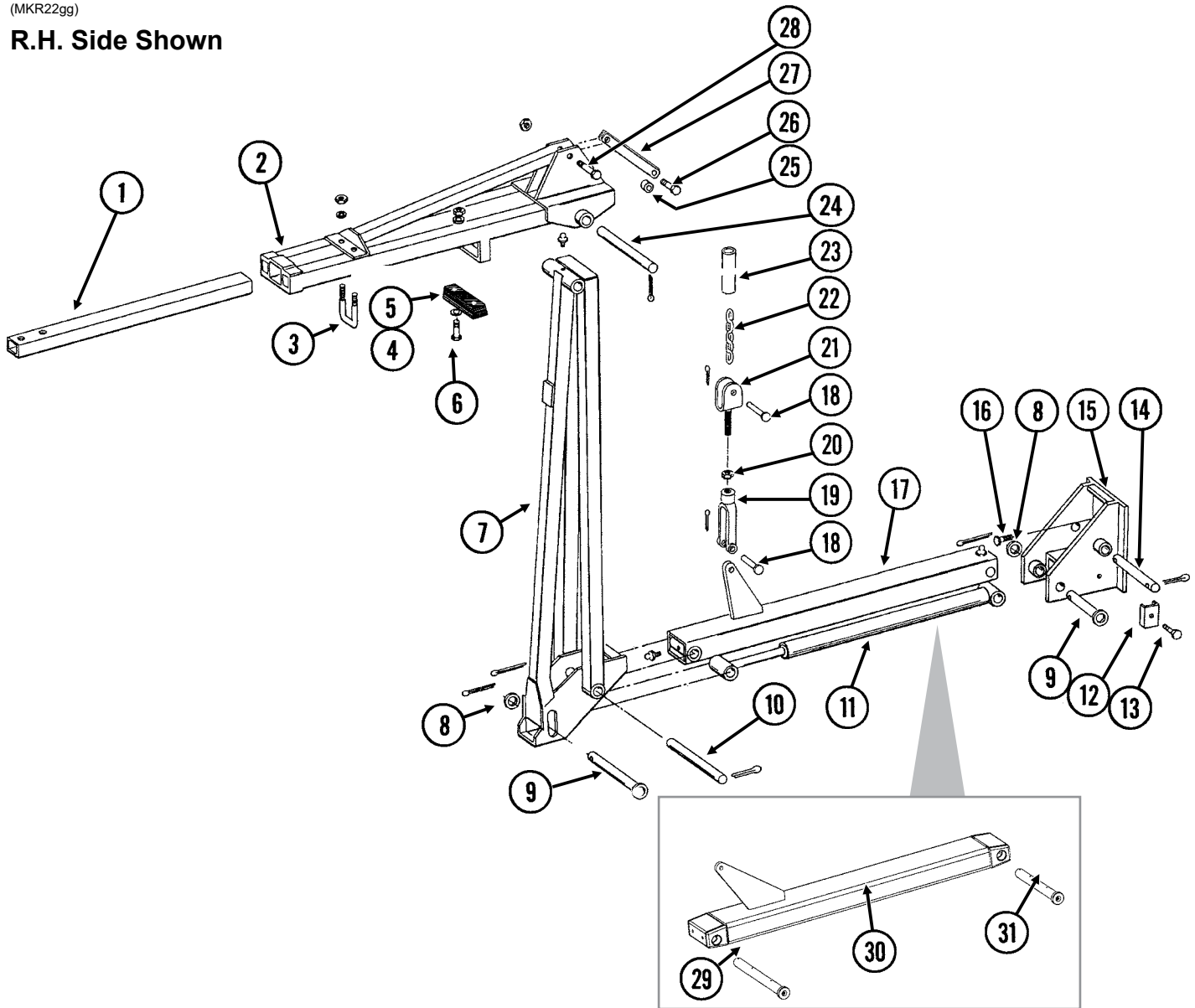
ITEM	PART NO.	QTY. (Per Assy.)	DESCRIPTION
13	GA5146	1	Sprocket Storage Rod (Mechanical)
14	G10017	1	Hex Head Cap Screw, 1/2"-13 x 1 1/2"
	G10527	1	Lock Washer, 1/2", Internal/External
	G10111	1	Lock Nut, 1/2"-13
15	GA5105	1	Sprocket, 15 Tooth
	GA5106	1	Sprocket, 17 Tooth
	GA5107	1	Sprocket, 19 Tooth
	GA5108	2	Sprocket, 23 Tooth
	GA5109	1	Sprocket, 24 Tooth
	GA5110	1	Sprocket, 25 Tooth
	GA5111	1	Sprocket, 26 Tooth
	GA5112	1	Sprocket, 27 Tooth
	GA5113	1	Sprocket, 28 Tooth
16	G10233	4	Machine Bushing, 1", 10 Gauge
17	GD11393-78	2	Hex Shaft, 7/8" x 78" (3 Holes)
18	G10131	4	Square Head Set Screw, 5/16"-18 x 3/4"
19	GA5629	1	Transmission Plate W/Bearings, Grease Fittings And Retaining Rings
	GA5116	3	Bearing, 7/8" Hex Bore, Cylindrical (Included W/GA5629)
	GA5624	1	Special Bearing, 7/8" Hex Bore x 1.6" (Included W/GA5629)
	GD6551	4	Ring (Included W/GA5629)
	G10640	-	Grease Fitting, 1/4"-28 (Included W/GA5629)
20	GD7127	1	Shear Coupler
21	G10821	1	Clevis Pin, 3/16" x 2"
	G10455	-	Cotter Pin, 1/16" x 1/2"
22	GD7822	1	Shaft, 7/8" x 7"
23	GA7336	1	Idler W/Bolt-On Sprockets
	GD7426	-	Sprocket, 12 Tooth (Included W/GA7336)
	GD1026	-	Sleeve, 1 3/16" Long (Included W/GA7336)
	G11387	-	Flat Washer, 3/8" SAE (Included W/GA7336)
	G10229	-	Lock Washer, 3/8" (Included W/GA7336)
	G10047	-	Hex Head Cap Screw, 3/8"-16 x 1 3/4" (Included W/GA7336)
24	G11396	1	Flat Washer, 1 1/4"
25	G3310-80	1	Chain, No. 40, 80 Pitch Including Connector Link
	GR0912	-	Connector Link, No. 40
26	G10004	-	Hex Head Cap Screw, 3/8"-16 x 1 1/4"
	G10229	-	Lock Washer, 3/8"
	G10101	1	Hex Nut, 3/8"-16
27	GA2180	2	Hanger Bearing, 7/8" Hex Bore
28	GD11045	-	Lock Clamp
29	G10130	-	Square Head Machine Bolt, 5/16"-18 x 1 3/4"
	G10923	-	Flange Nut, 5/16"-18, No Serration
30	GD11394-79	1	Hex Shaft, 7/8" x 79" (2 Holes), L.H.
	GD11394-90	-	Hex Shaft, 7/8" x 90" (2 Holes), R.H.
31	GD2962	2	Spring
32	G10880	3	Hex Head Cap Screw, 1/4"-20 x 2 1/4"
	G10110	3	Lock Nut, 1/4"-20, Grade B
33	G10496	2	External Inverted Snap Ring, 1 1/2"
34	G11075	3	External Inverted Snap Ring, 7/8"
35	GD14432	1	Sleeve, 1 1/4"
36	GD14431	1	Handle
37	GD14427	1	Tightener Shaft, 4 7/8"
38	GD19343	1	Release Collar, R.H. (Shown)
	GD19344	-	Release Collar L.H.

ITEM	PART NO.	QTY. (Per Assy.)	DESCRIPTION
39	GD14413	-	Torsion Spring, L.H. (Shown)
	GD14414	1	Torsion Spring, R.H.
40	G11100	1	Hex Socket Button Head Cap Screw, 1/4"-20 x 1/2", Grade 8
	G10227	1	Lock Washer, 1/4"
	G11453	1	Fender Washer, 1/4"
41	G11078	1	Vinyl Cap
A	G1K269	-	Lock Clamp Kit (Items 28 And 28)
B	G1K378	1	Wrap Spring Wrench Replacement Kit, Blue Collar, R.H. (Items 33-41) (Shown)
	G1K379	-	Wrap Spring Wrench Replacement Kit, Gray Collar, L.H. (Items 33-41)

This page left blank intentionally.

(MKR22gg)

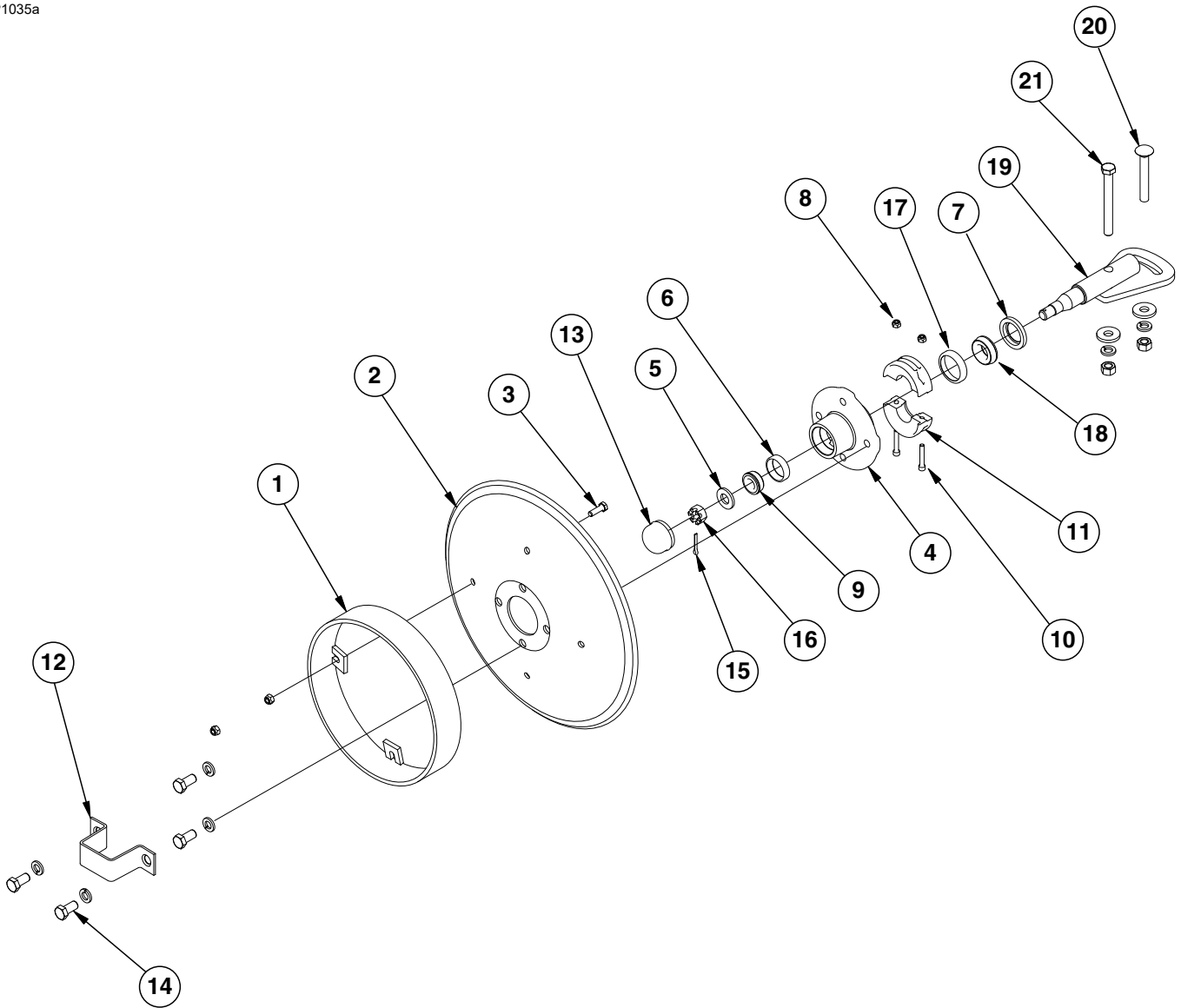
R.H. Side Shown



ITEM	PART NO.	QTY. (Per Assy.)	DESCRIPTION
1	GD0453-06	1	Extension Tube, 30"
2	GA8075	1	Arm, Third Stage Marker
3	GD2721	1	U-Bolt, 2" x 2" x 1/2"-13
	G10228	2	Lock Washer, 1/2"
	G10102	2	Hex Nut, 1/2"-13
4	GD11141	1	Spacer Tube
5	GA9145	1	Molded Stop, 6 1/4" Long
6	G10047	2	Hex Head Cap Screw, 3/8"-16 x 1 3/4"
	G10809	-	Hex Head Cap Screw, 3/8"-16 x 3 1/4"
	G10203	2	Washer, 3/8" SAE
	G10108	2	Lock Nut, 3/8"-16
7	GA8076	1	Arm W/Grease Fitting, Second Stage, 72"
	G10641	-	Grease Fitting, 1/8" NPT (Included W/GA8076)
8	G10159	-	Washer, 1 1/8"

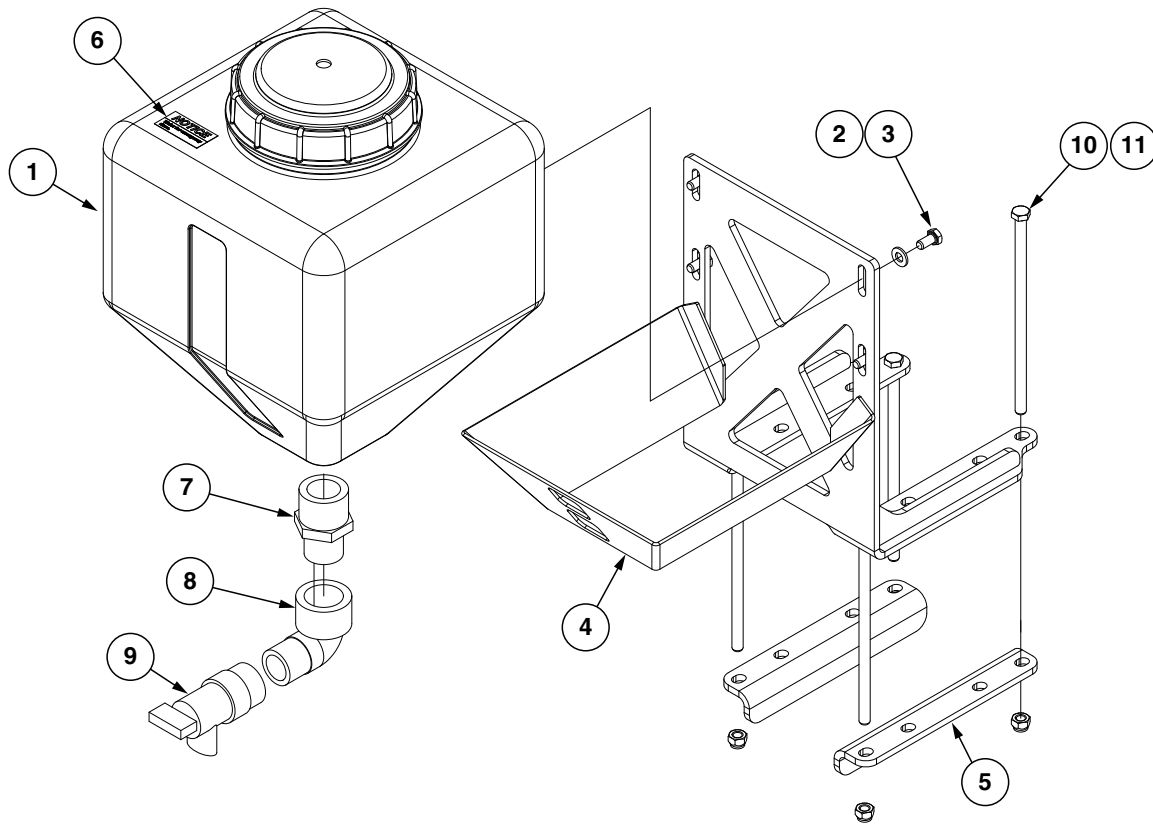
ITEM	PART NO.	QTY. (Per Assy.)	DESCRIPTION
9	GD15386	2	Pin, 1¼" x 7⅝"
	G10460	2	Cotter Pin, ¼" x 2"
10	GD3214	1	Pin, 1¼" x 12¼"
	G10460	2	Cotter Pin, ¼" x 2"
11	---	-	See "Row Marker (Cushion) Cylinder" on page P63
12	GD5875	1	Hose Clamp, ⅝" x 2½" x 2"
13	G10003	1	Hex Head Cap Screw, ⅜"-16 x 1½"
	G10108	1	Lock Nut, ⅜"-16
14	GD0652	1	Pin, 1¼" x 9½"
	G10460	2	Cotter Pin, ¼" x 2"
15	GA8073	1	Mount
16	G10879	4	Flanged 12 Point Bolt, ⅝"-11 x 2", Special Hardened
	G10230	2	Lock Washer, ⅝"
	G10104	2	Hex Nut, ⅝"-11
17	GA8074	1	Arm W/Grease Fittings, First Stage
	G10641	-	Grease Fitting, ⅛" NPT (Included W/GA8074)
18	G10560	2	Clevis Pin, ½" x 1¾"
	G10451	-	Cotter Pin, ⅛" x 1"
19	GD8218	1	Yoke
20	G10503	1	Hex Jam Nut, ⅝"-11, Grade 2
21	GD11115	1	Plain Yoke
22	G3302-07	1	Coil Chain, No. 9/0, 28 Links
23	GD10674-02	1	Chain Cover, 56",
24	GD2697	1	Pin, ⅞" x 11"
	G10463	2	Cotter Pin, ¼" x 1½"
25	GD2971-11	1	Sleeve, 1 ⅞" Long
26	G10049	1	Hex Head Cap Screw, ⅜"-16 x 2½"
	G10210	1	Washer, ⅜" USS
	G10108	1	Lock Nut, ⅜"-16
27	GA8072	1	Linkage, 10"
28	G10862	1	Hex Head Cap Screw, ⅝"-11 x 3¼"
	G10107	2	Lock Nut, ⅝"-11
29	GD21142	-	Marker Pin, 1¼" x 1⅜"
	G10640	-	Grease Fitting, ¼"-28
	G11400	-	Retaining Ring, 1¼"
	G10460	1	Cotter Pin, ¼" x 2"
30	GA11592	-	Arm, First Stage
31	GD21143	-	Marker Pin, 1¼" x 9½"
	G10640	-	Grease Fitting, ¼"-28
	G11400	-	Retaining Ring, 1¼"
	G10460	1	Cotter Pin, ¼" x 2"

IP1035a



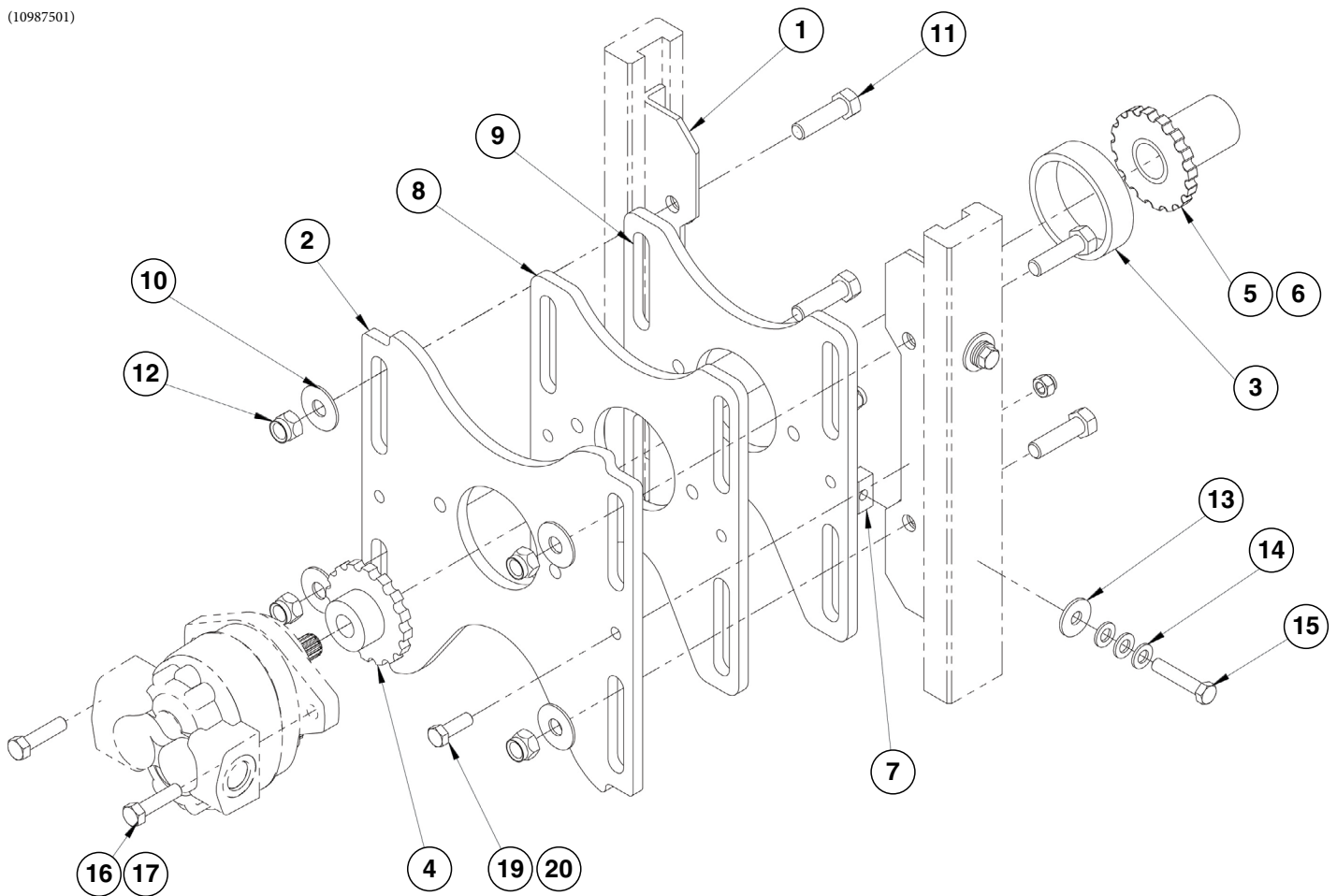
ITEM	PART NO.	QTY. (Per Assy.)	DESCRIPTION
1	GA5853	1	Depth Band
2	GD0746	1	Disc Blade, Solid, 16" (Shown)
	GD10283	-	Disc Blade, Notched, 16" (Optional)
3	G10019	4	Hex Head Cap Screw, 5/16"-18 x 1"
	G10109	4	Lock Nut, 5/16"-18, Grade 8
4	GA0167	1	Hub W/Cups, 4 Bolt (Includes Items 6 and 17)
5	G11391	1	Flat Washer, 5/8" SAE
6	GR0151	1	Outer Cup
7	GD21540	1	Grease Seal
8	G10110	2	Lock Nut, 1/4"-20, Grade B
9	GA0257	1	Bearing
10	G11418	2	Hex Socket Head Cap Screw, 1/4"-20 x 1 1/2"
11	GB0554	2	Hub Shield
12	GD2597	1	Retainer
13	GD0840	1	Dust Cap
14	G10722	4	Hex Head Cap Screw, 1/2"-20 x 1"
	G10228	4	Lock Washer, 1/2"
15	G10544	1	Cotter Pin, 5/32" x 1"
16	G10725	1	Slotted Hex Nut, 5/8"-18
17	GR0150	1	Inner Cup
18	GA0245	1	Bearing
19	GA15151	1	Spindle
20	G10844	1	Carriage Bolt, 1/2"-13 x 3 1/2"
	G10168	1	Machine Bushing, 1/2", 7 Gauge
	G10228	1	Lock Washer, 1/2"
	G10102	1	Hex Nut, 1/2"-13
21	G10045	1	Hex Head Cap Screw, 1/2"-13 x 4 1/2"
	G10168	2	Machine Bushing, 1/2", 7 Gauge
	G10228	2	Lock Washer, 1/2"
	G10102	2	Hex Nut, 1/2"-13
A	GA13719	-	Hub And Spindle Assembly, (Items 4-7, 9, and 12-19)

(A21003)



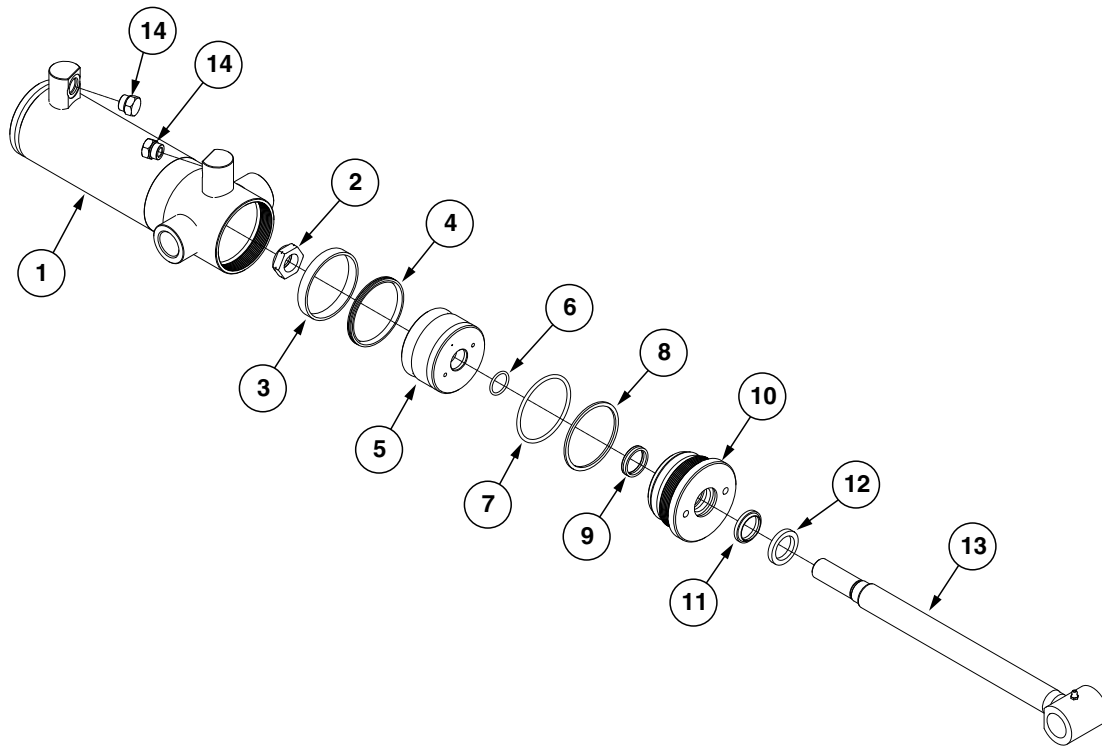
ITEM	PART NO.	QTY. (Per Assy.)	DESCRIPTION
1	GD30723	1	4 Gallon Water Tank W/Lid
2	G11386	4	Flat Washer, 5/16" SAE
3	G10018	4	Hex Head Cap Screw, 5/16"-18 x 5/8"
4	GA24449	1	Water Tank Mount
5	GD30221	2	Water Tank Mount Brackets
6	G10383201	1	Decal, Notice
7	G10727	1	Reducing Nipple, 1-1/4" x 1"
8	G11742	1	1" NPT 90° Elbow
9	GD30722	1	1" NPTF Flush Valve
10	G10686	4	Hex Head Cap Screw, 3/8"-16 x 8"
11	G10108	4	Lock Nut, 3/8"-16

(10987501)



ITEM	PART NO.	QTY.	DESCRIPTION
1	G10985501	2	Rail Mount
2	G10985301	1	Pump Mount Plate, 39 cm
3	G10984801	1	Chain with Link
4	G10984701	1	Sprocket, 16 Tooth
5	G10985001	1	Long Sprocket, 16 Tooth, 1-3/4" x 20 Spline
6	G10984901	1	Long Sprocket, 16 Tooth, 1-3/8" x 21 Spline
7	G10985401	4	Rail Mount Nut
8	G10985101	1	Pump Mount Plate, 31 cm
9	G10985201	1	Pump Moun Plate, 33 cm
10	G10217	8	Washer, 5/8" USS
11	G10006	4	Hex Head Cap Screw, 5/8"-11 x 2 1/4"
12	G10107	4	Lock Nut, 5/8"-11
13	G10984201	4	Flat Washer, DIN 9021
14	G12039	12	Flat Washer, M12
15	G12002-60	4	Hex Head Cap Screw, M12-1,75 x 60
16	G10016	2	Hex Head Cap Screw, 1/2"-13 x 2"
17	G10111	2	Lock Nut, 1/2"-13
18	G10984101	1	LM 47 Long-Life Grease
19	G12015	2	Hex Lock Nut, M12-1,75
20	G12002-35	2	Hex Head Cap Screw, M12-1,75 x 35

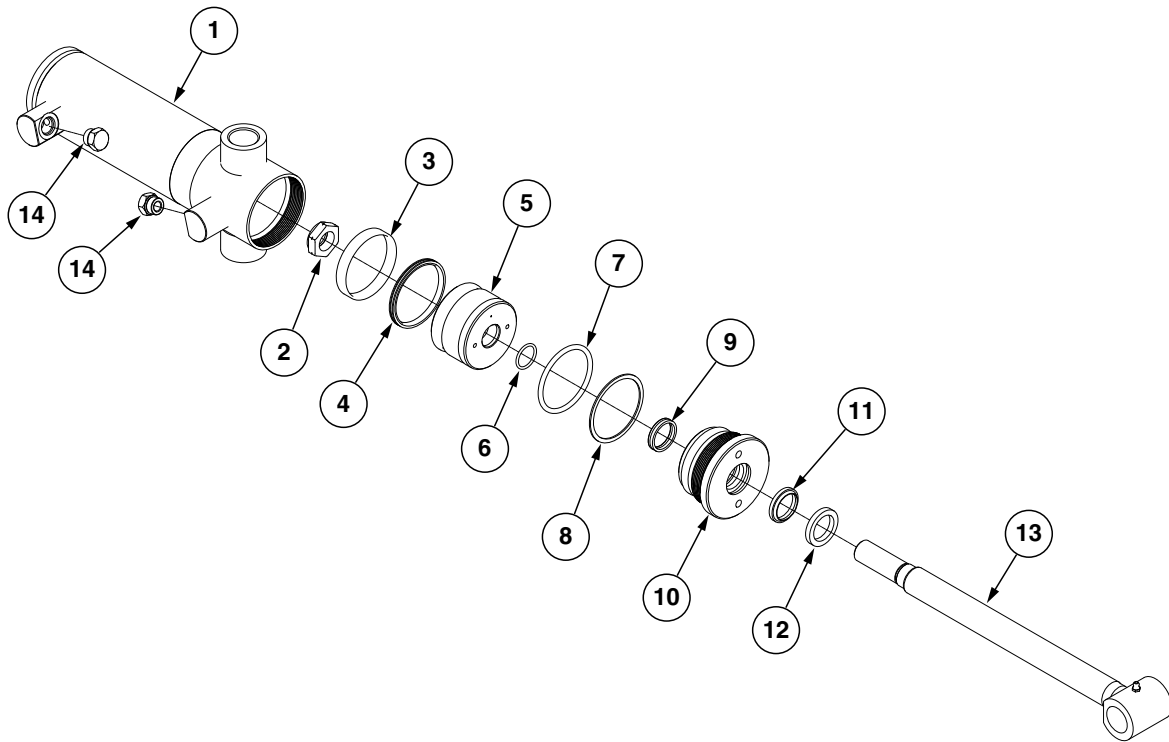
(IP1523)



ITEM	PART NO.	QTY.	DESCRIPTION
1	*A4295	1	Barrel (Non-Stock Item)
2	GD27235	1	Nylon Lock Nut, 1"-14, Grade 8
3	*D12056	1	Wear Ring
4	*D12280	1	T-Seal
5	GA21112	1	Piston
6	*D29649	1	O-Ring, No. 215
7	*D12231	1	O-Ring, No. 338
8	*D12232	1	BU Ring
9	*D12251	1	U-Cup
10	GD12507	1	Gland
11	*D12210	1	Wiper
12	GD12102	1	Ring
13	GA21106	1	Rod
14	G6408-08 GR1037	2 -	Plug W/O-Ring, 3/4"-16 O-Ring O-Ring
A	GA21111	-	Cylinder Complete, 3½" x 8" (Part Number Stamped On Barrel)
B	GR2228	-	Seal Kit, Includes: (1) Wiper, (3) O-Rings, (1) BU Ring, (1) T-Seal, (1) Wear Ring, (1) U-Cup

*Item is part of seal kit, item can not be purchased individually.

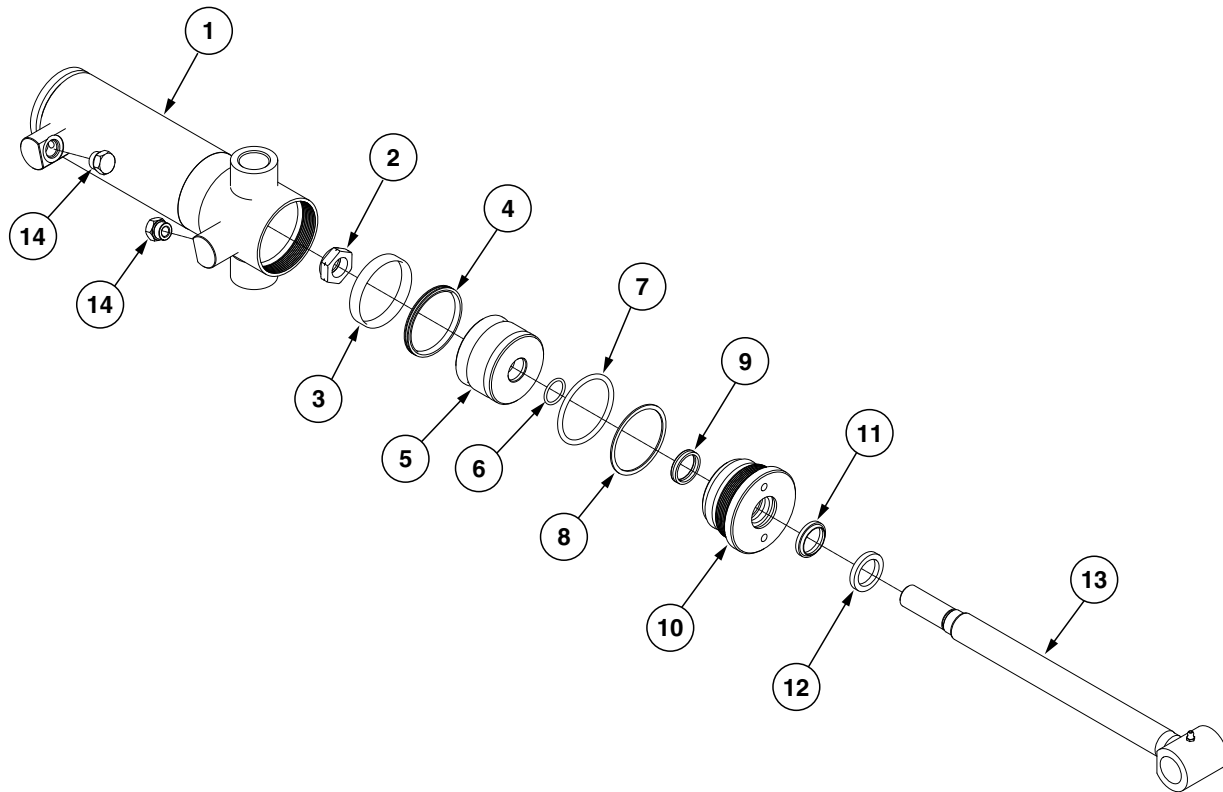
(IP1524)



ITEM	PART NO.	QTY.	DESCRIPTION
1	*A7538	1	Barrel (Non-Stock Item)
2	GD27235	1	Nylon Lock Nut, 1"-14, Grade 8
3	*D12038	1	Wear Ring
4	*D12279	1	T-Seal
5	GA21105	1	Piston
6	*D29649	1	O-Ring, No. 215
7	*D12227	1	O-Ring, No. 336
8	*D12228	1	Back-Up Ring
9	*D12251	1	U-Cup
10	GD12505	1	Gland
11	*D12210	1	Wiper
12	GD12102	1	Ring
13	GA21106	1	Rod
14	G6408-08	2	Plug W/O-Ring, 3/4"-16 O-Ring
	GR1037	-	O-Ring
A	GA21104	-	Cylinder Complete, 3 1/4" x 8" (Part Number Stamped On Barrel)
B	GR2225	-	Seal Kit, Includes: (1) Wiper, (1) U-Cup, (3) O-Rings, (1) BU Ring, (1) T-Seal, (1) Wear Ring

*Item is part of seal kit, item can not be purchased individually.

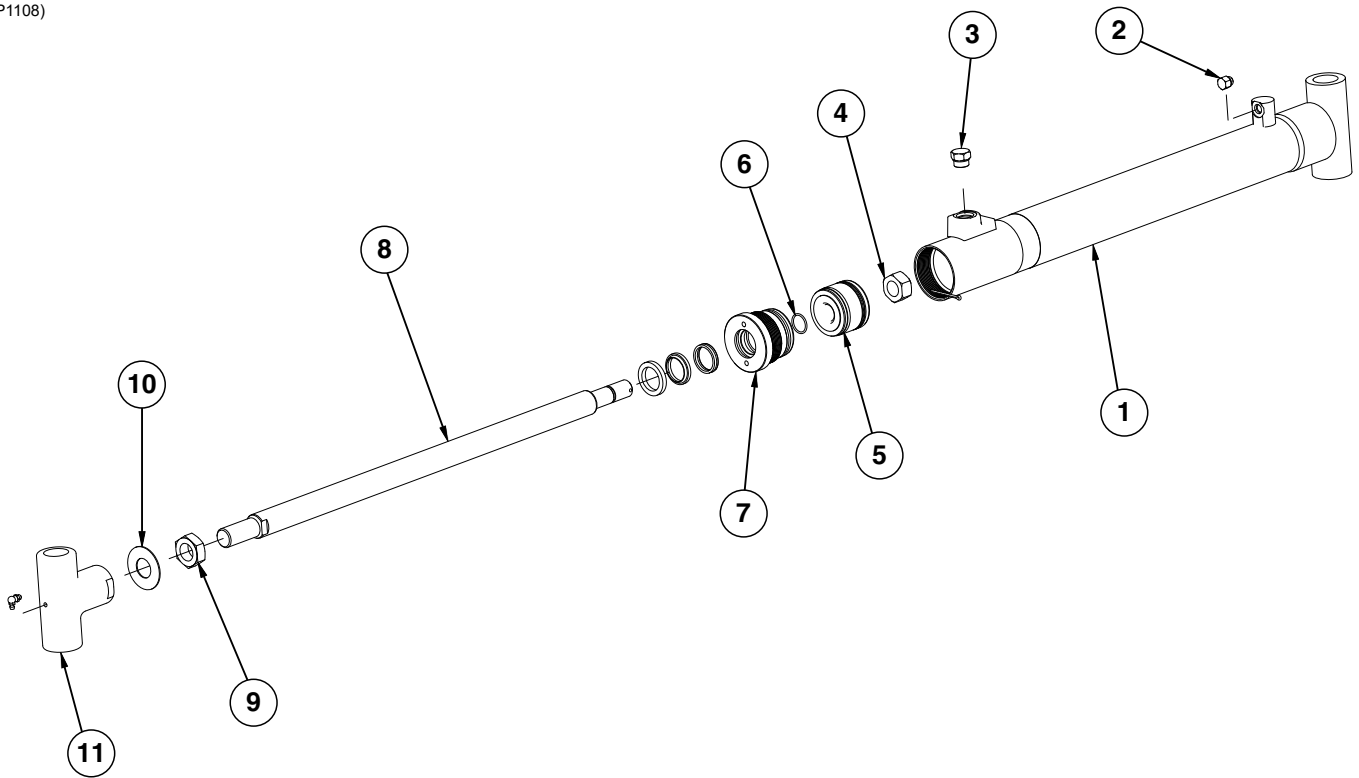
(IP1526)



ITEM	PART NO.	QTY.	DESCRIPTION
1	*A7538	1	Barrel (Non-Stock Item)
2	GD27235	1	Nylon Lock Nut, 1"-14, Grade 8
3	*D12038	1	Wear Ring
4	*D12279	1	T-Seal
5	GD30388	1	Piston
6	*D29649	1	O-Ring, No. 215
7	*D12227	1	O-Ring, No. 336
8	*D12228	1	Back-Up Ring
9	*D12251	1	U-Cup
10	GD12505	1	Gland
11	*D12210	1	Wiper
12	GD12102	1	Ring
13	GA21106	1	Rod
14	G6408-08	2	Plug W/O-Ring, 3/4"-16 O-Ring
	GR1037	-	O-Ring
A	GA21109	-	Cylinder Complete, 3 1/4" x 8" (Part Number Stamped On Barrel)
B	GR2225	-	Seal Kit, Includes: (1) Wiper, (1) U-Cup, (3) O-Rings, (1) BU Ring, (1) T-Seal, (1) Wear Ring

*Item is part of seal kit, item can not be purchased individually.

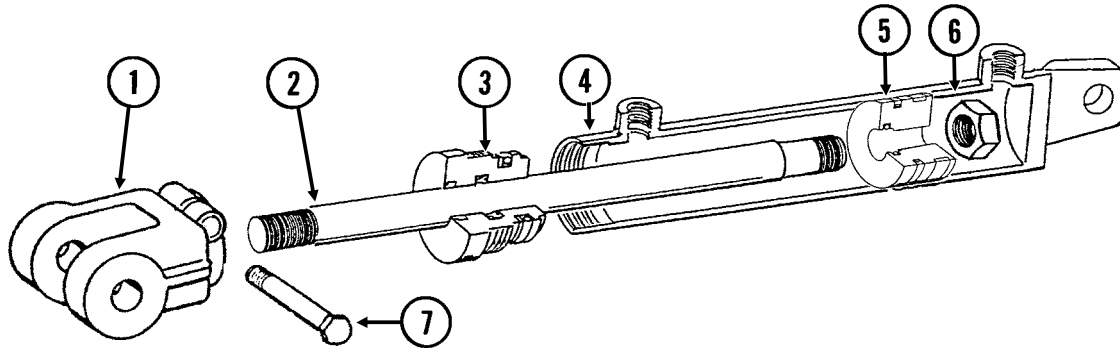
(IP1108)



ITEM	PART NO.	QTY.	DESCRIPTION
1	*A8836	1	Barrel (Non-Stock Item)
2	G6408-04	1	Plug W/O-Ring, 7/16"-20 O-Ring
	GR1465	-	O-Ring
3	G6408-08	1	Plug W/O-Ring, 3/4"-16 O-Ring
	GR1037	-	O-Ring
4	G10969	1	Lock Nut, 7/8"-14
5	GD11983	1	Piston
	*D12275	1	T-Seal, 2 1/2"
	*D12012	1	Piston Ring, 2 1/2"
6	*D12214	1	O-Ring
7	GD10207	1	Gland
	*D12251	1	U-Cup
	*D12213	1	Back-up Ring
	*D12212	1	O-Ring
	*D12210	1	Wiper
	GD12102	1	Cast Iron Ring
8	GD14529	1	Rod (2015 - 2017 Production)
	GD34209	-	Rod (2018 Production and on)
9	G10324	1	Hex Jam Nut, 1"-14
10	GD23002	1	Locking Device
11	GD14308	1	Threaded Sleeve End
	G10779	1	Grease Fitting, 90°, 1/4"-28
A	GA10123	-	Cylinder Complete, 2 1/2" x 20 1/16" (Part Number Stamped On Barrel)
B	GR1521	1	Seal Kit, Includes: (1) T Seal, (2) O-Rings, (1) BU Ring, (1) U-Cup, (1) Wiper, (1) Cast Iron Ring

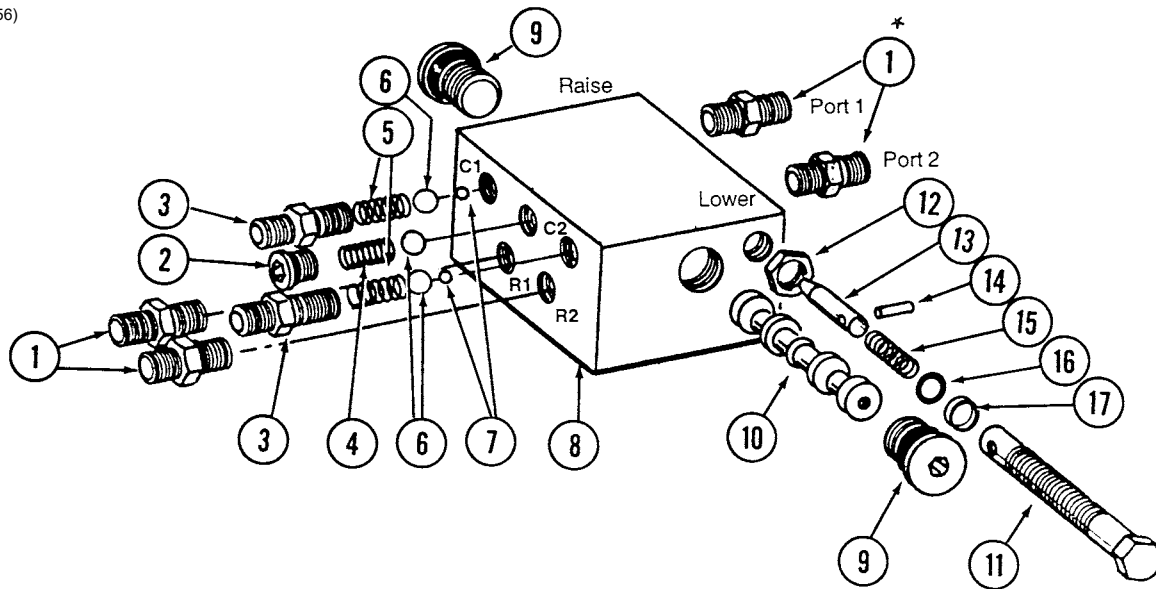
*Part of seal kit, item can not be purchased individually.

CYL032(CYL14c)



ITEM	PART NO.	QTY.	DESCRIPTION
1	GD11950	1	Clevis
2	GD12501	1	Rod
3	GD11999	1	Gland
4	*A6524	1	Barrel (Non-Stock Item)
5	GD12502	1	Piston
6	G10958	1	Lock Nut, 1"-14
7	G10939	1	Hex Head Cap Screw, 3/8"-16 x 2 1/4"
	G10108	1	Lock Nut, 3/8"-16
A	GA8911	-	Cylinder Complete, 3" x 16" <i>(Part Number Stamped On Barrel)</i>
B	GR1526	-	Seal Kit, Includes: (1) Wear Ring, (1) T-Seal, (2) O-Rings, (1) BU Ring, (1) U-Cup, (1) Wiper

(PT9a/TWL56)



ITEM	PART NO.		QTY.	DESCRIPTION
	Style A**	Style B**		
1	*G6400-06 GR1045	*G6400-06 GR1045	4 -	Connector W/O-Ring, 1/8"-18 Male JIC To O-Ring O-Ring
2	GR1034 GR1035	***	2 -	Hex Socket Plug W/O-Ring O-Ring
3	GR1032 GR1045	***	2 -	Port Adapter W/O-Ring O-Ring
4	GR1033	***	1	Detent Spring
5	GR1036	***	2	Spring
6	GR1044	***	3	1/16" Check Ball
7	GR1043	***	2	1/4" Steel Ball
8	---	---	1	Valve Body (Non-Stock Item)
9	GR1047 GR1037	GR1047 GR1037	2 -	Hex Socket Plug W/O-Ring O-Ring
10	---	---	-	Spool (Non-Stock Item)
11	GR1042	****	2	Adjustment Screw
12	GR1048	****	2	Hex Jam Nut, 1/2"-20
13	GR1038	****	2	Needle
14	GR1039	****	2	Spring Pin
15	GR1046	****	2	Compression Spring
16	GR1040	****	2	O-Ring
17	GR1041	****	2	Teflon BU Ring
A	GA5552	GA5552	-	Valve Assembly Complete (Items 1-17)
B	GA5572	GA20822	-	Flow Control Assembly Portion Only (Items 11-17)
C	---	GR2203	-	Detent Kit, Includes: (2) Hex Socket Plug W/O-Ring, (2) Port Adapter W/O-Ring, (1) Detent Spring, (2) Spring, (3) Check Ball, (2) Steel Ball

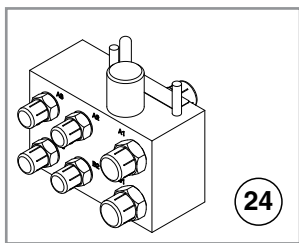
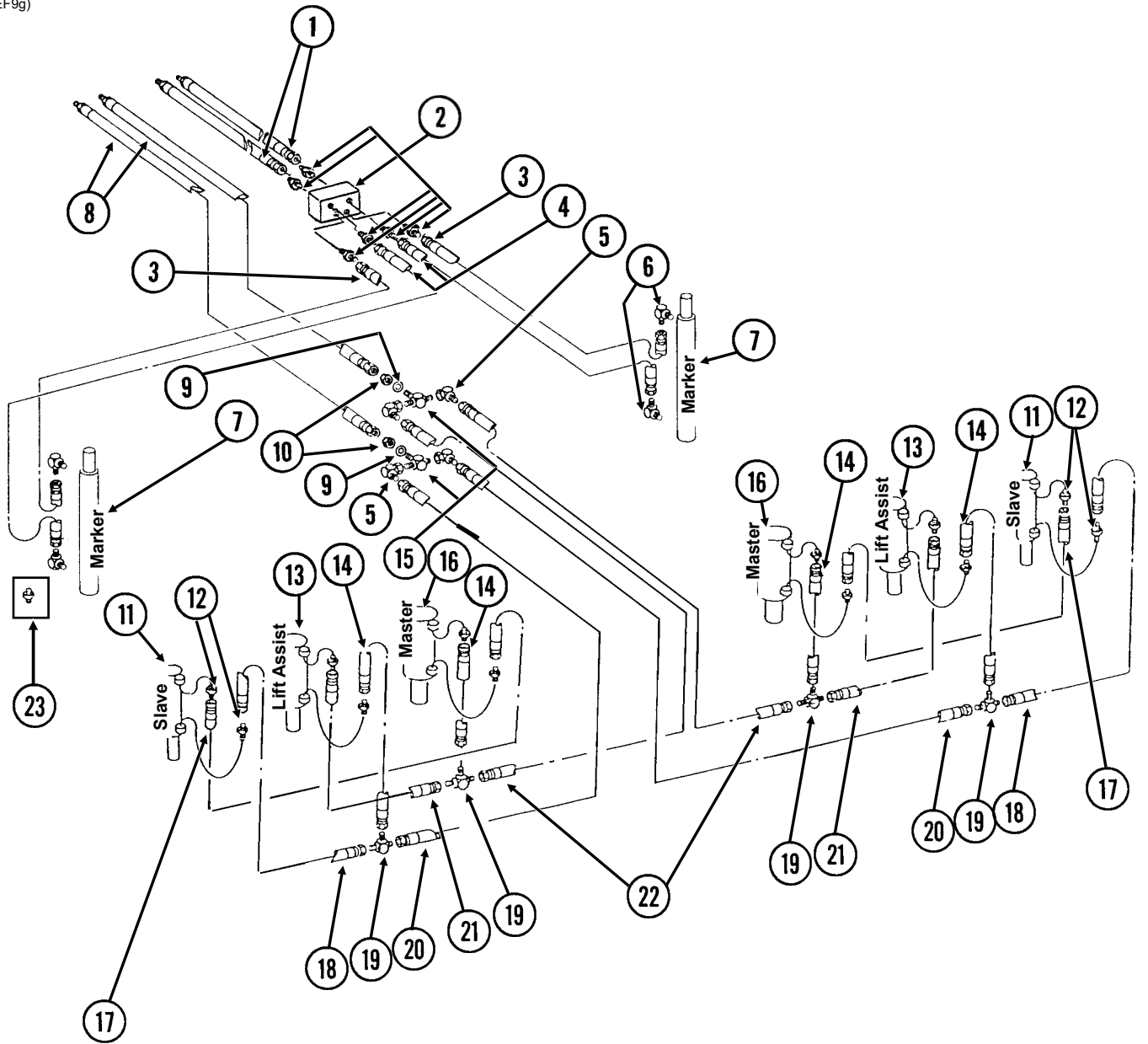
*Not used.

**Style A and B are determined by block color. Style A block will be yellow/zinc in color and manufactured by Shoemaker Inc. Style B block will be black in color and manufactured by Delta Power Company.

***Item is part of detent kit (GR2203), item can not be purchased individually

****Item is part of seal kit (GA20822), item can not be purchased individually.

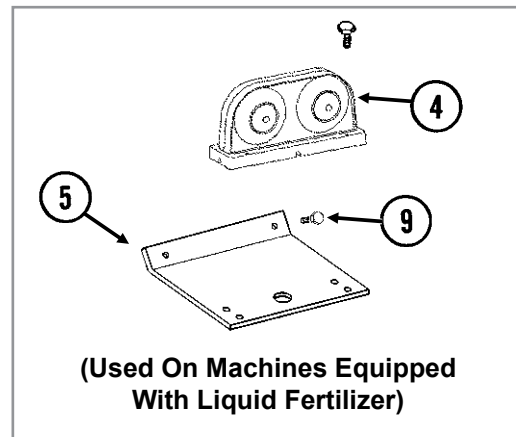
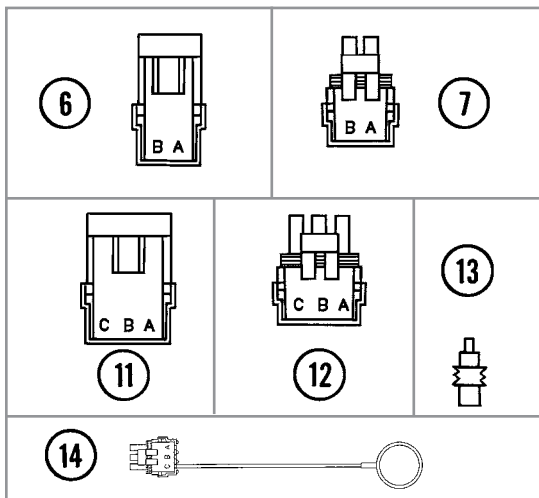
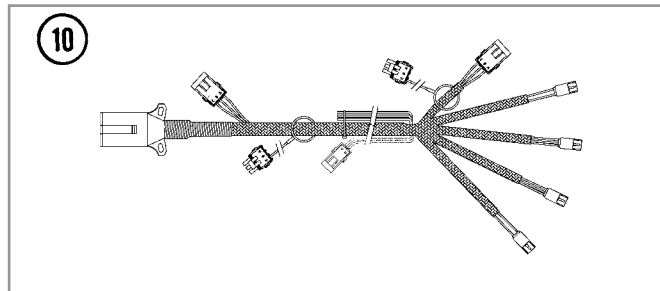
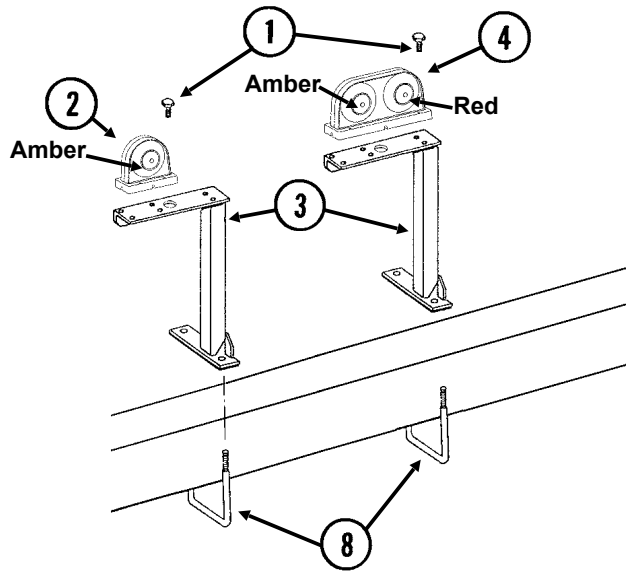
PHS036(EF9g)



**Hydraulic Wing
Fold Selector Valve**

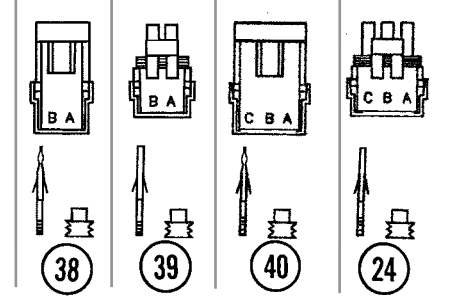
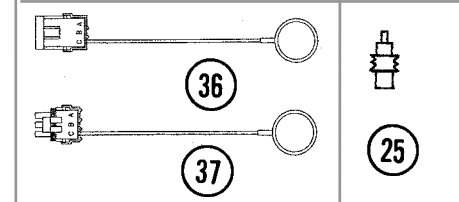
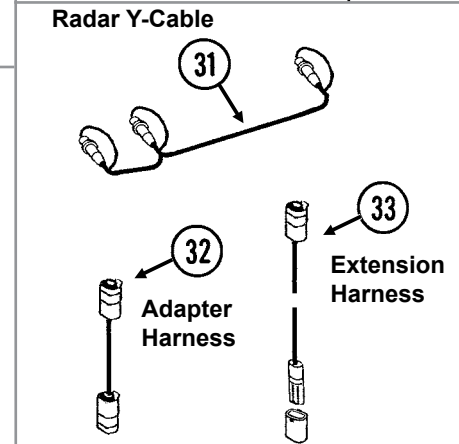
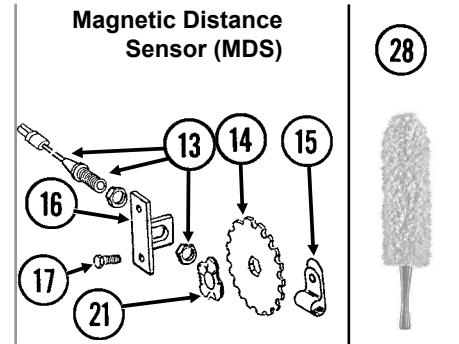
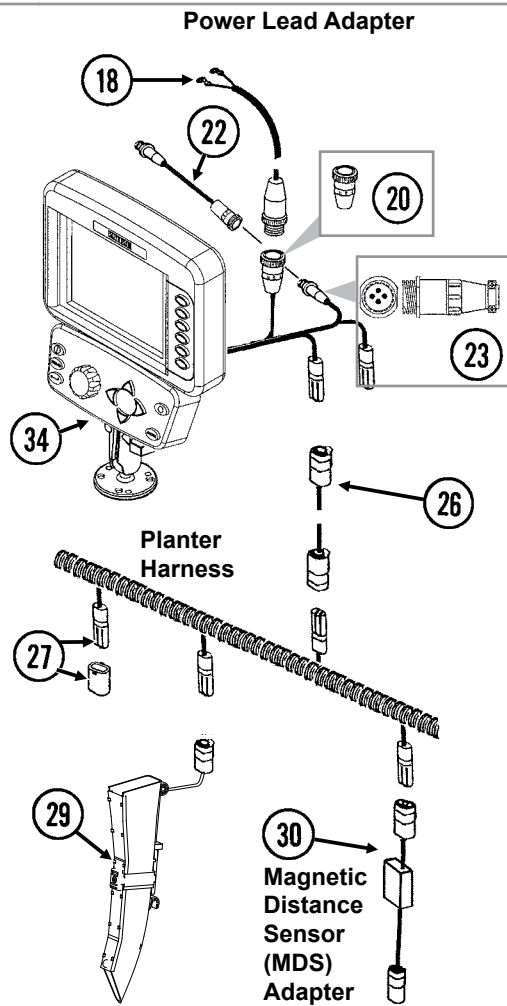
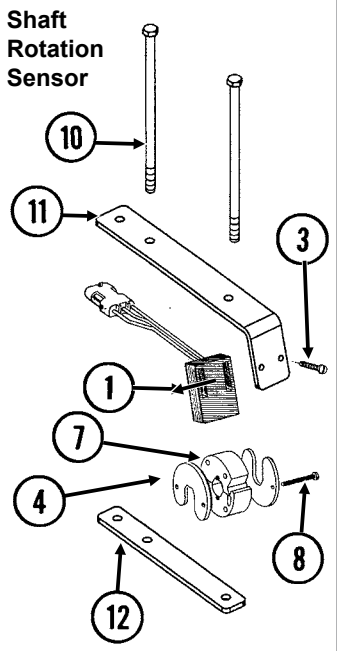
ITEM	PART NO.	QTY.	DESCRIPTION
1	*A26939-172	2	Hose Assembly, 3/8" x 172" (1/2M NPTF-06F)
2	---	-	See "Row Marker Sequencing/Flow Control Valve" on page P65 And See "Hitch Assembly" on page P34
3	*A12010	2	Hose Assembly, 3/8" x 259" (06F-08F)
4	*A12009	2	Hose Assembly, 3/8" x 244" (06F-08F)
5	G6500-08	4	Swivel Elbow, 90°, 3/4"-16 Male JIC To Female
6	G6801-08 GR1037	2-4 -	Elbow W/O-Ring, 90°, 3/4"-16 Male JIC To O-Ring O-Ring
7	---	-	See "Row Marker (Cushion) Cylinder" on page P63
8	*A26936-173	2	Hose Assembly, 3/8" x 173" (1/2M NPTF-08F)
9	G10215	2	Machine Bushing, 3/4", 14 Gauge
10	G306-08	2	Lock Nut, 3/4"-16
11	---	-	See "Slave Lift Cylinder" on page P61
12	G6400-08 GR1037	12 -	Connector W/O-Ring, 3/4"-16 Male JIC To O-Ring O-Ring
13	---	-	See "Assist Cylinder" on page P62
14	*A1000	4	Hose Assembly, 3/8" x 15" (08F-08F)
15	G2703-08	2	Bulkhead Tee, 3/4"-16 Male JIC
16	---	-	See "Master Lift Cylinder" on page P60
17	*A3114	2	Hose Assembly, 3/8" x 156" (08F-08F)
18	*A3136	2	Hose Assembly, 3/8" x 156" (08F-08F)
19	G2603-08	4	Tee, 3/4"-16 Male JIC
20	*A1006	2	Hose Assembly, 3/8" x 90" (08F-08F)
21	*A1020	2	Hose Assembly, 3/8" x 48" (08F-08F)
22	*A1020	2	Hose Assembly, 3/8" x 48" (08F-08F)
23	G6400-08-04 GR1045	2 -	Connector W/O-Ring, 3/4"-16 Male JIC To 7/16"-20 O-Ring O-Ring
24	GA24891	1	Selector Valve Assembly
* Hydraulic hose is not stocked by Kinze Repair Parts.			

(EF64e/INS7e/ELC9/MTR27a/A9206a/ EF64f)



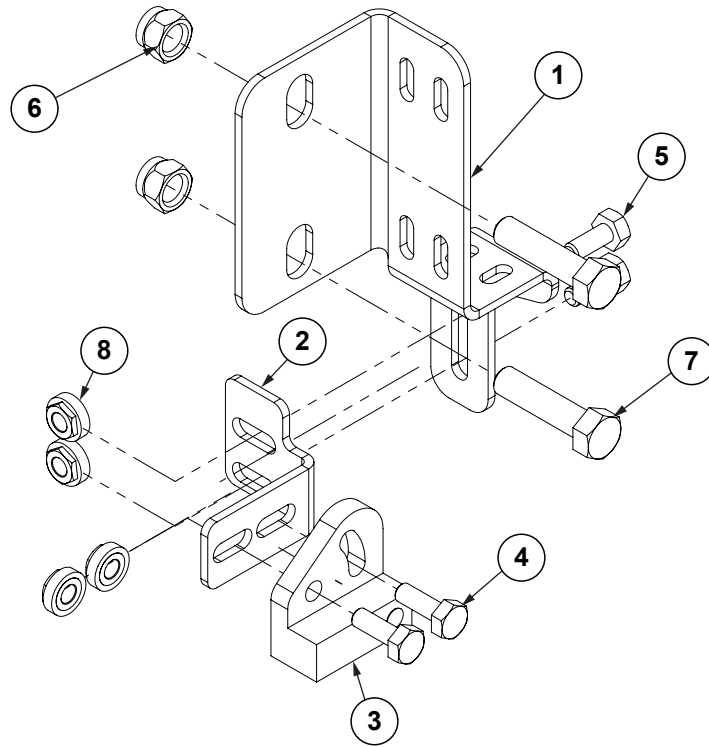
ITEM	PART NO.	QTY.	DESCRIPTION
1	G10064	8	Hex Head Cap Screw, 1/4"-20 x 1"
	G11385	8	Flat Washer, 1/4" SAE
	G10110	8	Lock Nut, 1/4"-20, Grade B
2	GA6701	2	Single Amber Light Assembly
	GR1956	-	Amber Lens Kit, Includes: (1) Amber Lens, (1) Gasket, and (3) Hex Head Cap Screws (Included W/GA6701)
	GR1208	-	Bulb (Included W/GA6701)
3	GA6824	-	Bracket, R.H.
	GA6823	1	Bracket, L.H. (Shown)
4	GA6699	1	Double Light Assembly
	GA6700	1	Double Light Assembly (Shown)
	GR1956	-	Amber Lens Kit, Includes: (1) Amber Lens, (1) Gasket, and (3) Hex Head Cap Screws (Included W/GA6699 and GA6700)
	GR1957	-	Red Lens Kit, Includes: (1) Red Lens, (1) Gasket, and (3) Hex Head Cap Screws (Included W/GA6699 and GA6700)
	GR1958	-	Black Cover Kit, Includes: (1) Black Cover, (1) Gasket, and (3) Hex Head Cap Screws
	GR1208	-	(Included W/GA6699 and GA6700) Bulb
5	GA9209	2	Light Bracket
6	G1K321	-	2-Pin Female Connector Kit (Black), Includes: (3) 2-Pin Female Housings, (6) Pin Contacts, (6) Seals
7	G1K320	-	2-Pin Male Connector Kit (Black), Includes: (3) 2-Pin Male Housings, (6) Socket Contacts, (6) Seals
8	GD7145	2-4	U-Bolt, 7" x 7" x 1/2"-13
	G10228	4-8	Lock Washer, 1/2"
	G10102	4-8	Hex Nut, 1/2"-13
9	G11385	4	Flat Washer, 1/4" SAE
	G10110	4	Lock Nut, 1/4"-20, Grade B
	G10023	4	Hex Head Cap Screw, 1/4"-20 x 3/4"
10	GA9207	-	Wiring Harness W/7 Terminal Female Connector, 329" (4 Light Connections)
	GA5385	-	7 Terminal Female Connector (Included W/GA9207)
11	G1K248	-	3-Pin Female Connector Kit (Black), Includes: (3) 3-Pin Female Housings, (9) Pin Contacts, (9) Seals
12	G1K252	-	3-Pin Male Connector Kit (Black), Includes: (3) 3-Pin Male Housings, (9) Socket Contacts, (9) Seals
13	GD11089	-	Sealing Plug
14	GA8047	-	Dust Plug (Black)

(MTR54b)



ITEM	PART NO.	QTY.	DESCRIPTION
1	GR1415	1	Rotation Sensor
2	---	-	---
3	G11960	2	Phillips Pan Head Machine Screw, No. 8-32 x 1 1/2", Staninless Steel
	G11961	2	Flat Washer, No. 8
	G11202	2	Lock Nut W/Nylon Insert, No. 8-32, Stainless Steel
4	GD11474	2	Cover
5	---	-	---
6	---	-	---
7	GR1414	1	Actuator
8	G11202	2	Lock Nut W/Nylon Insert, No. 8-32, Stainless Steel
	G11960	2	Philips Pan Head Machine Screw #8-32 x 1-1/4"
9	---	-	---
10	G10229401	2	Hex Head Cap Screw, 3/8"-16 x 8-1/2"
	G11387	1	Flat Washer, 3/8"
	G10108	2	Lock Nut, 3/8"-16
11	GD18118	2	Shaft Sensor Mount
12	GD18168	2	Mount
13	GA5600	1	Magnetic Distance Sensor
14	GD8751	-	Magnetic Distance Sensor Pulse Wheel
15	GD13348	-	Insulated Clamp, 1 1/16"
16	GD8770	1	Bracket
17	G10001	2	Hex Head Cap Screw, 3/8"-16 x 1"
	G10229	2	Lock Washer, 3/8"
	G10101	2	Hex Nut, 3/8"-16
18	GA17547	1	Power Lead Adapter
19	---	-	---
20	G1K268	-	Console Cable Connector Kit, Includes: (1) 3-Pin Connector, (1) Cable Clamp, (1) Lock Ring, (3) Female Terminal Pins
21	GD8771	1	Spring Wave Washer
22	GA9144	-	Monitor/Radar Adapter Cable, 10"
23	G1K322	-	4-Pin Connector Kit W/Male Housing, (4) Female Socket Contacts And (1) Cable Clamp
24	G1K252	-	3-Pin Male Connector Kit (Black), Includes: (3) 3-Pin Male Housings, (9) Socket Contacts, (9) Seals
	G1K363	-	3-Pin Male Connector Kit (Blue), Includes: (3) 3-Pin Male Housings, (9) Socket Contacts, (9) Seals
25	GD11089	-	Sealing Plug
26	---	-	Included In Light Wiring Harness. See Item 10 On page P69
27	GA13980	1	Planter Harness W/Dust Caps, 12 Row (16 Connectors)
	GB1090	-	Dust Cap (Included W/GA7851)
28	G10475701	-	Professional Microfiber Duster, 19" (for cleaning Seed Tube sensors)
29	G10745401	-	Seed Tube W/Computerized Sensor
	GA20902	-	Seed Tube (With Holes For Sensor Installation) (Included W/G10745401)
30	GA7859	1	Magnetic Distance Sensor Adapter (Analog To Digital)
31	GR0586	1	Radar Y-Cable (Used To Connect Radar Distance Sensor For Multiple Functions)
32	GA7857	-	Adapter Harness, 1'
33	GA7854	-	Extension Harness W/Dust Cap, 15'
	GA7855	-	Extension Harness W/Dust Cap, 30'
	GB1090	-	Dust Cap (Included W/GA7854 and GA7855)

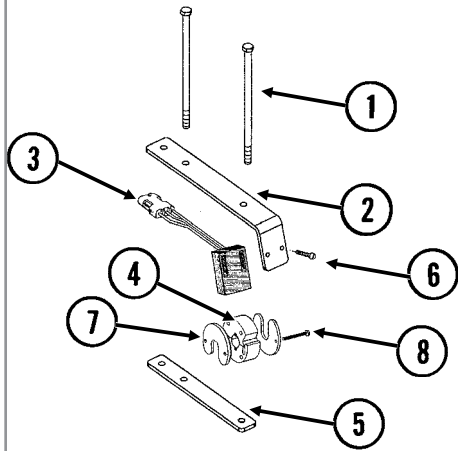
ITEM	PART NO.	QTY.	DESCRIPTION
34	G8647X	1	KPM III Backlit Console W/Brush (Item 28), Dust Plug (Item 36), Mounting Bracket Assembly, Console Mounting Bracket Hardware And Power Harness
	GA12403	-	Mounting Bracket Assembly, Includes: (2)Mounting Brackets, (2) Connector Halves, (1) Compression Spring, (1) Tension Knob, (1) ¼"-20 x 1 ¾" Hex Head Cap Screw, (1) ¼" Plastic Washer, (1) ¼" Steel Washer
	GR1762	-	Console Mounting Bracket Hardware Package, Includes: (3) No. 10-32 x ⅝" Hex Socket Pan Head Plated Screws, (3) No. 10 Plated Lock Washers (Included W/G8647X)
	GA16082	-	Power Harness (Included W/G8647X)
35	---	---	---
36	GA8046	-	Dust Plug (Black)
	GA9978	-	Dust Plug (Blue)
37	GA8047	-	Dust Plug (Black)
	GA9979	-	Dust Plug (Blue)
38	G1K321	-	2-Pin Female Connector Kit (Black), Includes: (3) 2-Pin Female Housings, (6) Pin Contacts, (6) Seals
39	G1K320	-	2-Pin Male Connector Kit (Black), Includes: (3) 2-Pin Male Housings, (6) Socket Contacts, (6) Seals
40	G1K248	-	3-Pin Female Connector Kit (Black), Includes: (3) 3-Pin Female Housings, (9) Pin Contacts, (9) Seals
	G1K362	-	3-Pin Female Connector Kit (Blue), Includes: (3) 3-Pin Female Housings, (9) Pin Contacts, (9) Seals
A	GA6147	-	Magnetic Distance Sensor And Mounting Package (Items 13-17 And 21)
B	GR1763	-	KPM III Loaner Display Only
C	GA13521	-	Shaft Sensor Mounting (Items 3, 4, 8, and 41-43)



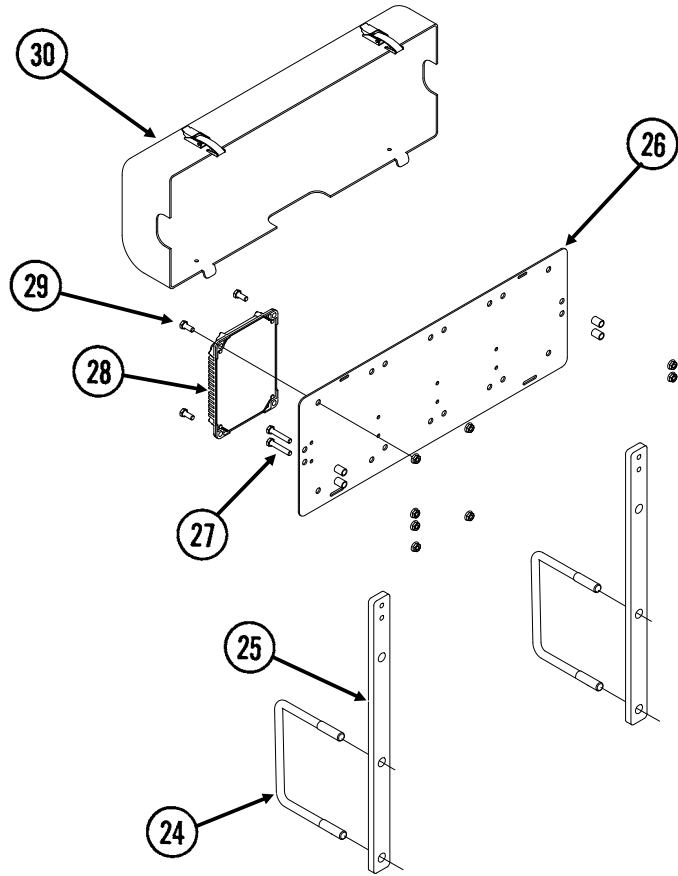
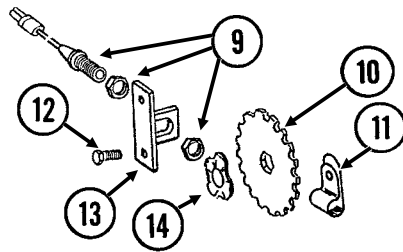
ITEM	PART NO.	QTY.	DESCRIPTION
1	G10652601	1	Switch Holder Front Plate
2	G10652501	1	Implement Switch Plate
3	GA18353	1	Magnetic Reed Position Switch
4	G10023	2	Hex Head Cap Screw, 1/4"-20 x 3/4"
5	G10020	2	Hex Head Cap Screw, 1/4"-20 x 5/8"
6	G10108	2	Lock Nut, 3/8"-16
7	G10003	2	Hex Head Cap Screw, 3/8"-16 x 1 1/2"
8	G10323	4	Hex Flange Nut, 1/4"-20, No Serrations

(MTR60/MTR63/PMM01/MTR65/MTR61/MTR64/MTR62/PMM02)


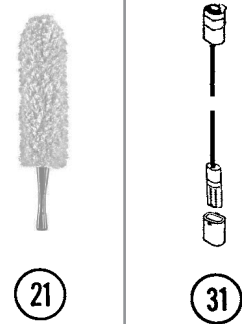
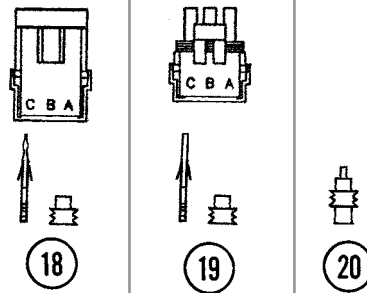
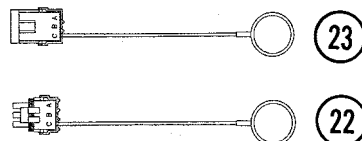
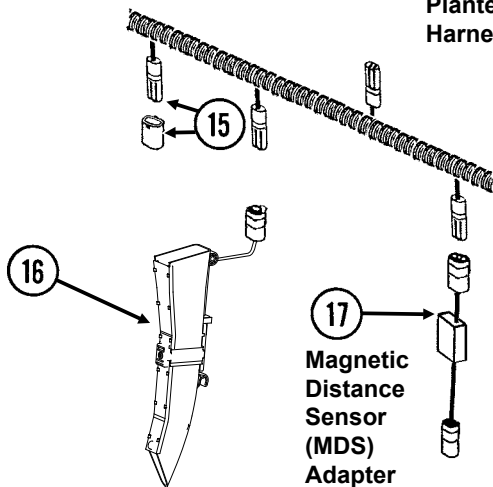
Shaft Rotation Sensor



Magnetic Distance Sensor (MDS)

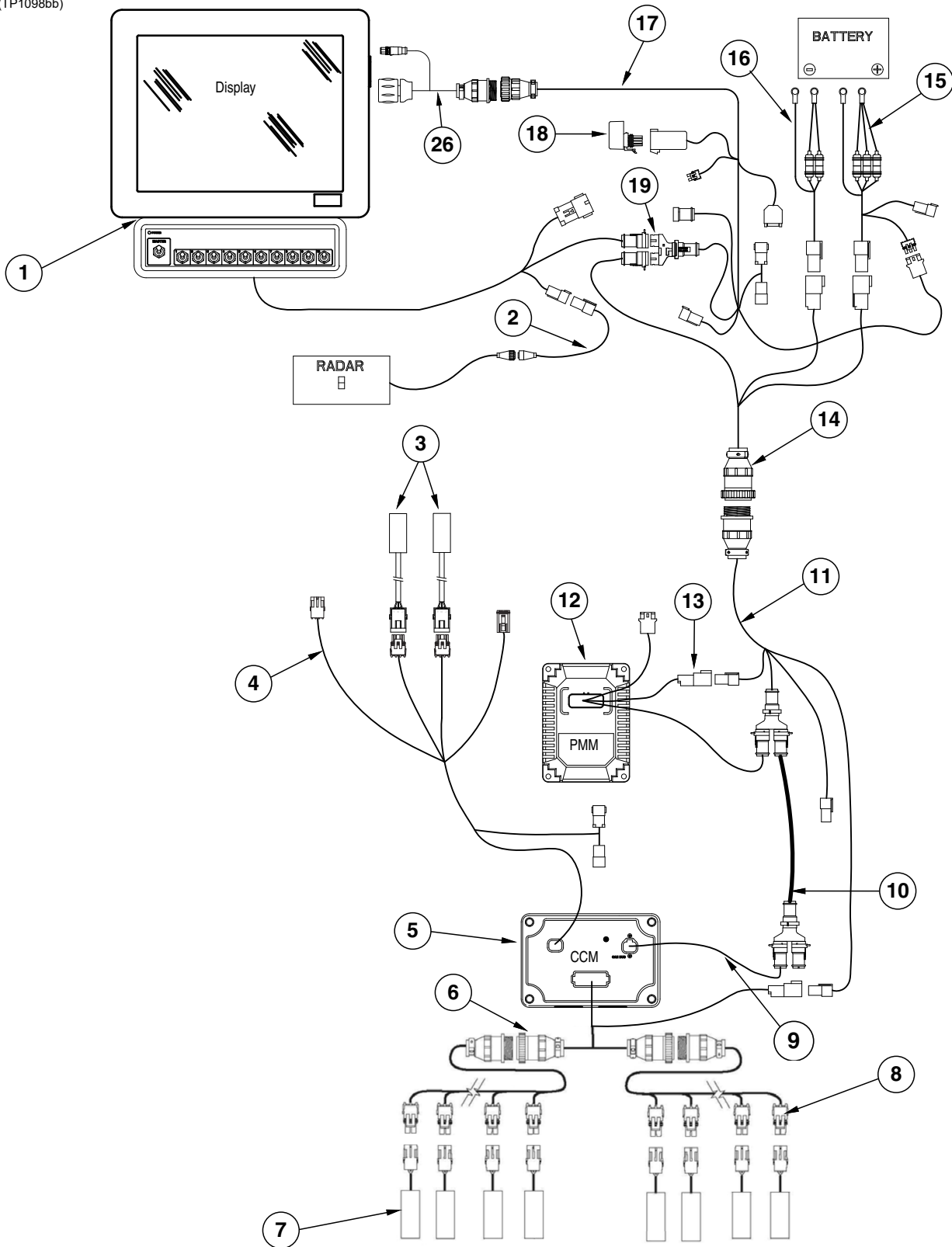


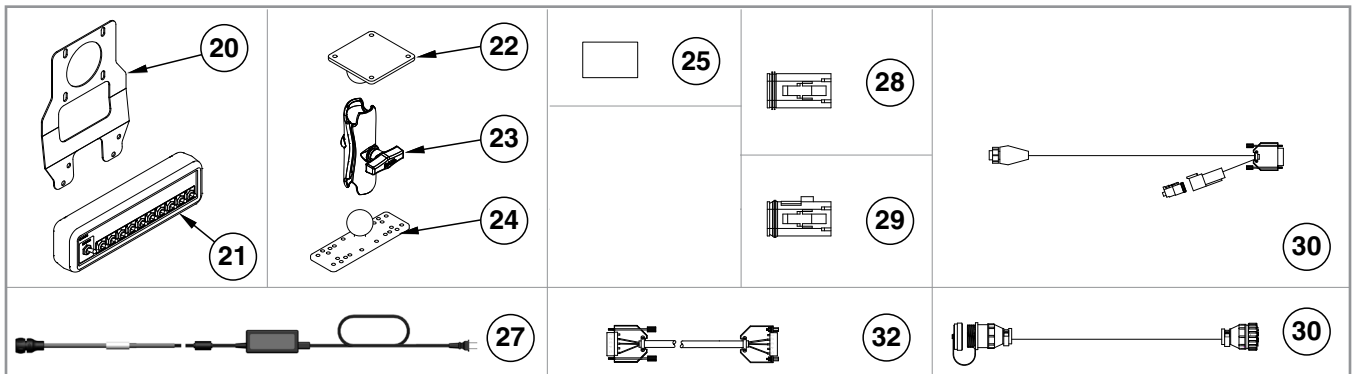
Planter Harness



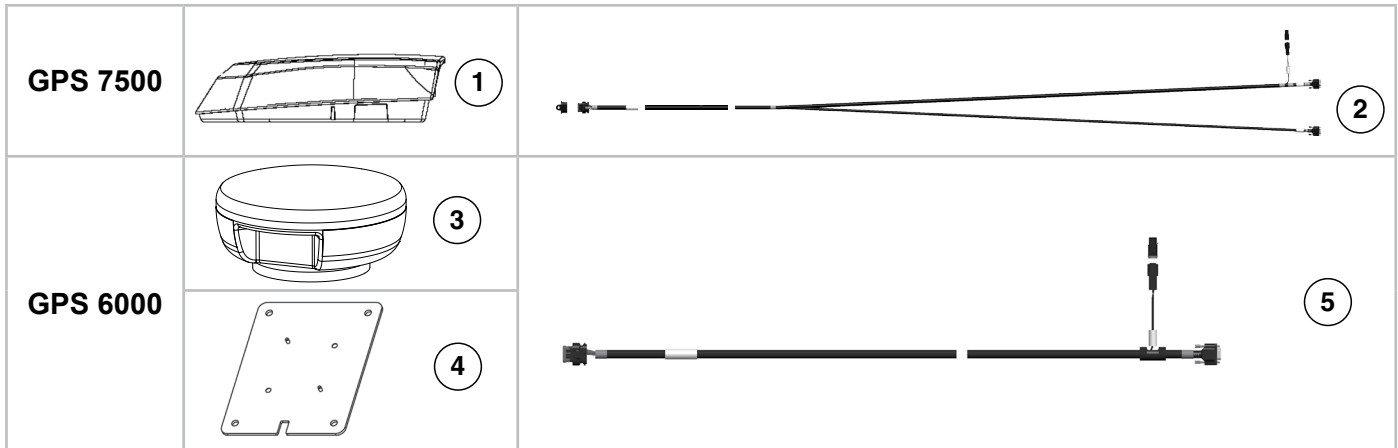
ITEM	PART NO.	QTY.	DESCRIPTION
1	G10686	4	Hex Head Cap Screw, 3/8"-16 x 8"
	G11091	4	Serrated Flange Nut, 3/8"-16
2	GD18118	2	Shaft Sensor Mount
3	GR1415	1	Rotation Sensor
4	GR1414	1	Actuator
5	GD18168	2	Mount
6	G11288	2	Pan Head Screw, No. 10-32 x 1 1/2"
	G10243	2	Washer, No. 10 SAE
	G10758	2	Hex Nut, No. 10-32
7	GD11474	2	Cover
8	G10927	2	Pan Head Machine Screw, No. 8-32 x 1 1/4", Stainless Steel
	G10931	2	Lock Washer, No. 8, Internal/External, Stainless Steel
	G10928	2	Hex Nut, No. 8-32, Stainless Steel
9	GA5600	1	Magnetic Distance Sensor
10	GD8751	-	Magnetic Distance Sensor Pulse Wheel
11	GD6291	-	Insulated Clamp, 3/8"
12	G10001	2	Hex Head Cap Screw, 3/8"-16 x 1"
	G10229	2	Lock Washer, 3/8"
	G10101	2	Hex Nut, 3/8"-16
13	GD8770	1	Bracket
14	GD8771	1	Spring Wave Washer
15	GA8050	-	Planter Harness W/Dust Caps, 16 Row (20 Connectors)
	GB1090	-	Dust Cap (Included W/GA7852)
16	G10745401	-	Seed Tube W/Computerized Sensor
	GA20902	-	Seed Tube (Included W/G10745401)
17	GA7859	-	Magnetic Distance Sensor Adapter (Analog To Digital)
18	G1K248	-	3-Pin Female Connector Kit (Black), Includes: (3) 3-Pin Female Housings, (9) Pin Contacts, (9) Seals
	G1K362	-	3-Pin Female Connector Kit (Blue), Includes: (3) 3-Pin Female Housings, (9) Pin Contacts, (9) Seals
19	G1K252	-	3-Pin Male Connector Kit (Black), Includes: (3) 3-Pin Male Housings, (9) Socket Contacts, (9) Seals
	G1K363	-	3-Pin Male Connector Kit (Blue), Includes: (3) 3-Pin Male Housings, (9) Socket Contacts, (9) Seals
20	GD11089	-	Sealing Plug
21	G10475701	-	Professional Microfiber Duster, 19" (for cleaning Seed Tube sensors)
22	GA8047	-	Dust Plug (Black)
	GA9979	-	Dust Plug (Blue)
23	GA8046	-	Dust Plug (Black)
	GA9978	-	Dust Plug (Blue)
24	GD16598	2	U-Bolt, 4" x 7" x 5/8"-11
	G11415	4	Serrated Flange Nut, 5/8"-11
25	GD19759	2	Module Bracket Mount
26	GD18013	1	Bracket
27	G10171	4	Hex Head Cap Screw, 5/16"-18 x 1 1/4"
	G10620	4	Serrated Flange Nut, 5/16"-18
28	---	-	See "Ag Leader Electric Clutch Package" on page P76
29	G10019	2	Hex Head Cap Screw, 5/16"-18 x 1"
	G10620	2	Serrated Flange Nut, 5/16"-18
30	GA12563	1	
31	GA7854	1	Extension Harness W/Dust Cap, 15'
	GB1090	-	Dust Cap
32	GA16923	-	Dickey John Adapter Cable
A	GA6147	-	Magnetic Distance Sensor And Mounting Package (Items 9-14)

(TP1098bb)



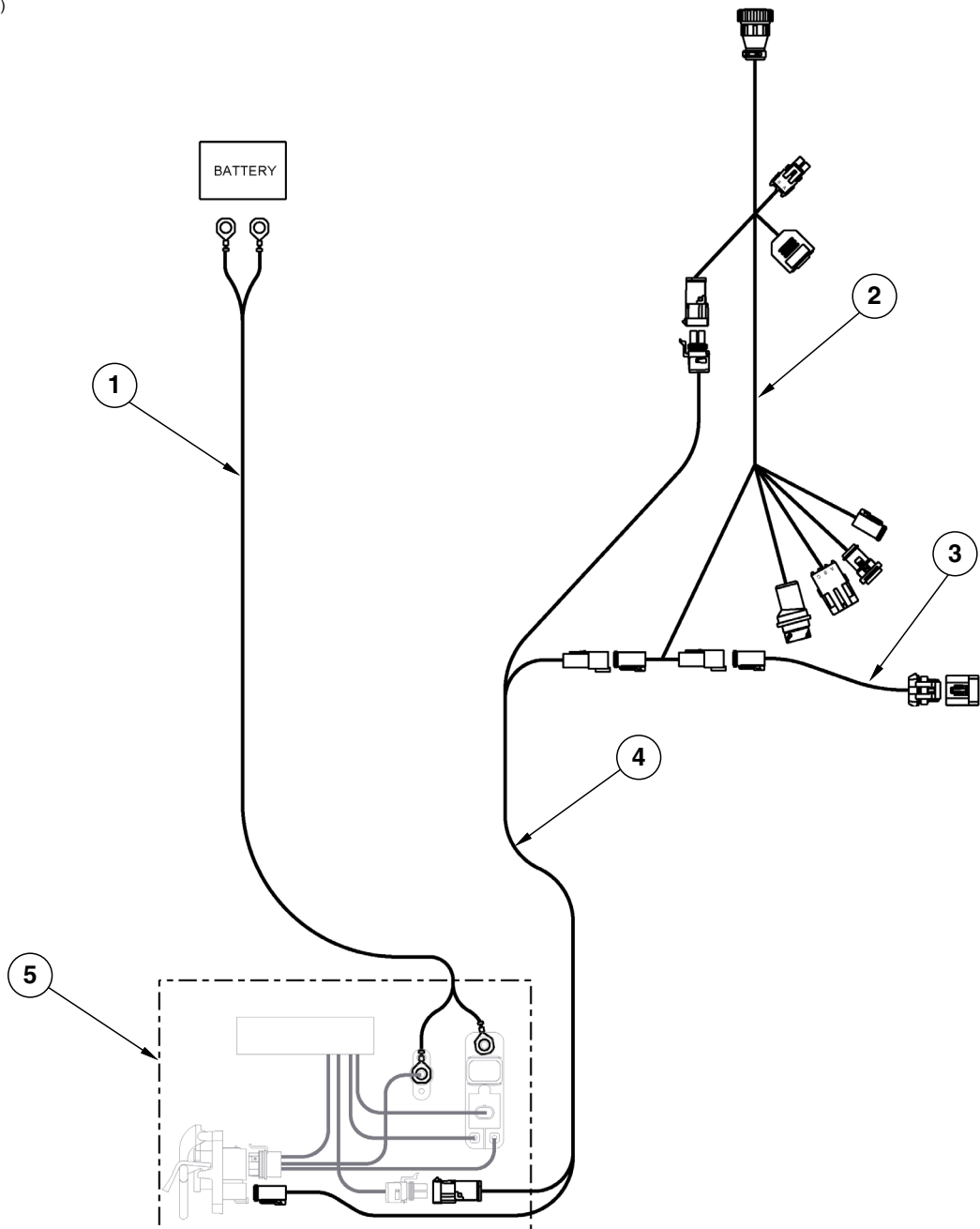


ITEM	PART NO.	QTY.	DESCRIPTION
1	GA24887	1	InCommand Display
2	GA12596	1	Radar Adapter Cable
3	GA16829	1	See "Parallel Arms, Mounting Support Plate, and Quick Adjustable Down Force Springs Option" on page P4
4	GA16826	1	Implement Switch Extension Cable
5	GA12537	1	Clutch Control Module
6	GA16382	1	Section Adapter Cable, 12 Row (2 Row)
7	GA16374	1	See "Ag Leader Electric Clutch" on page P8
8	GA17009	2	Clutch Cable, 12 Row
9	GA12558	1	Can Stub Cable, 8"
10	GA12559	1	Can Extension Cable, 5"
11	GA16349	1	Implement Cable, 168"
12	GA16351	1	Ag Leader Planter Monitor Module
13	GA16352	1	PMM Cable
14	GA14450	1	CAN Adapter Cable
15	GA14452	1	Power Cable
16	GA12598	1	Seed Rate Power Cable
17	GA16831	1	ISOBUS Integra Display Cable
18	GA12540	1	Power Control Relay
19	GD18176	1	Y-Splice Connector
20	GR2279	1	Switch Box Bracket
	G12103	4	Lock Washer, M6
	G12212-08	4	Phillips Pan Head Machine Screw, M6 x 1.0, Grade 2
21	GA12539	1	Switch Box Module
22	GD18408	1	Ram Vesa Base
23	GA12868	1	Mounting Bracket Assembly
24	GD18407	1	Ram Base
25	GA14449	1	Flash Drive
26	GA24652	1	InCommand to Legacy Adapter
27	GA24649	1	Power Supply (InCommand)
28	GR1838	1	Dust Plug
29	GR1839	1	Dust Plug
30	GA13562	1	Cable Extension, 180"
31	GA12852	1	Power Supply (Integra)
32	GA12853	1	Null Modem Cable



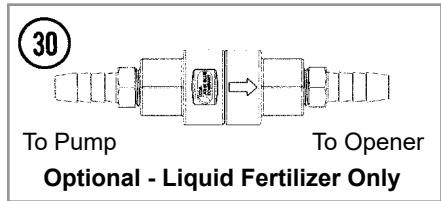
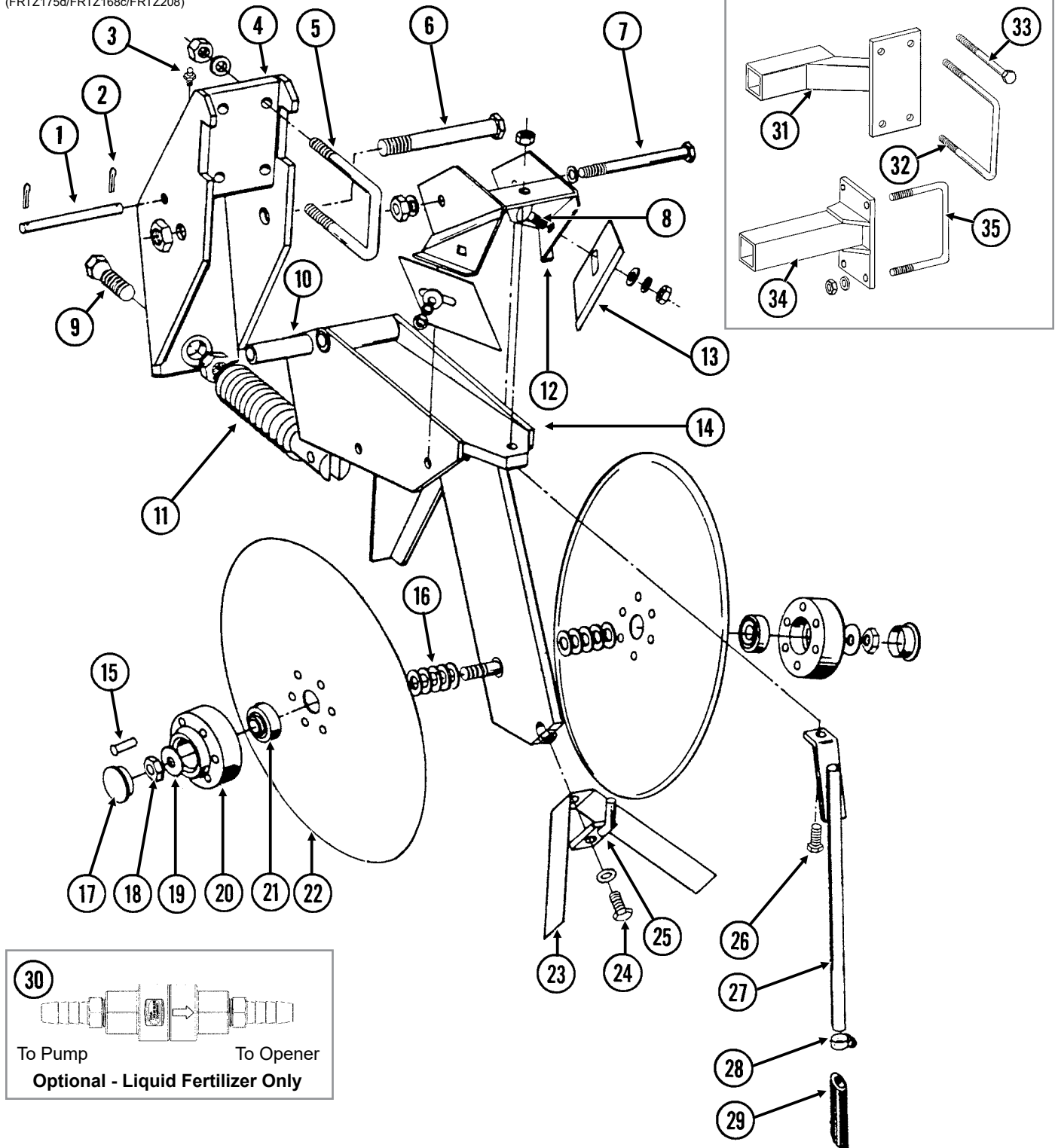
ITEM	PART NO.	QTY.	DESCRIPTION
1	G10201101	1	GPS Kit, 7500
2	G10254701	1	GPS Cable, 7500
3	GA21151	1	GPS Antenna, 6000
4	GA21152	1	GPS Mounting Bracket
5	GA20903	1	GPS Cable, 6000
A	G9421X	-	GPS 6000 Antenna Package (Items 3-5)

(TP1106)



ITEM	PART NO.	QTY.	DESCRIPTION
1	GA16834	1	Battery Cable
2	GA16374	-	See "Ag Leader Electric Clutch Package" on page P76
3	GA16355	1	Terminator Cable
4	GA16832	1	ISO Integra Extension Cable
5	GA16833	1	ISO Connector

(FRTZ175d/FRTZ168c/FRTZ208)

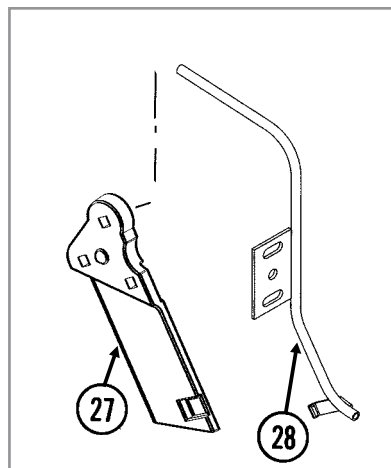
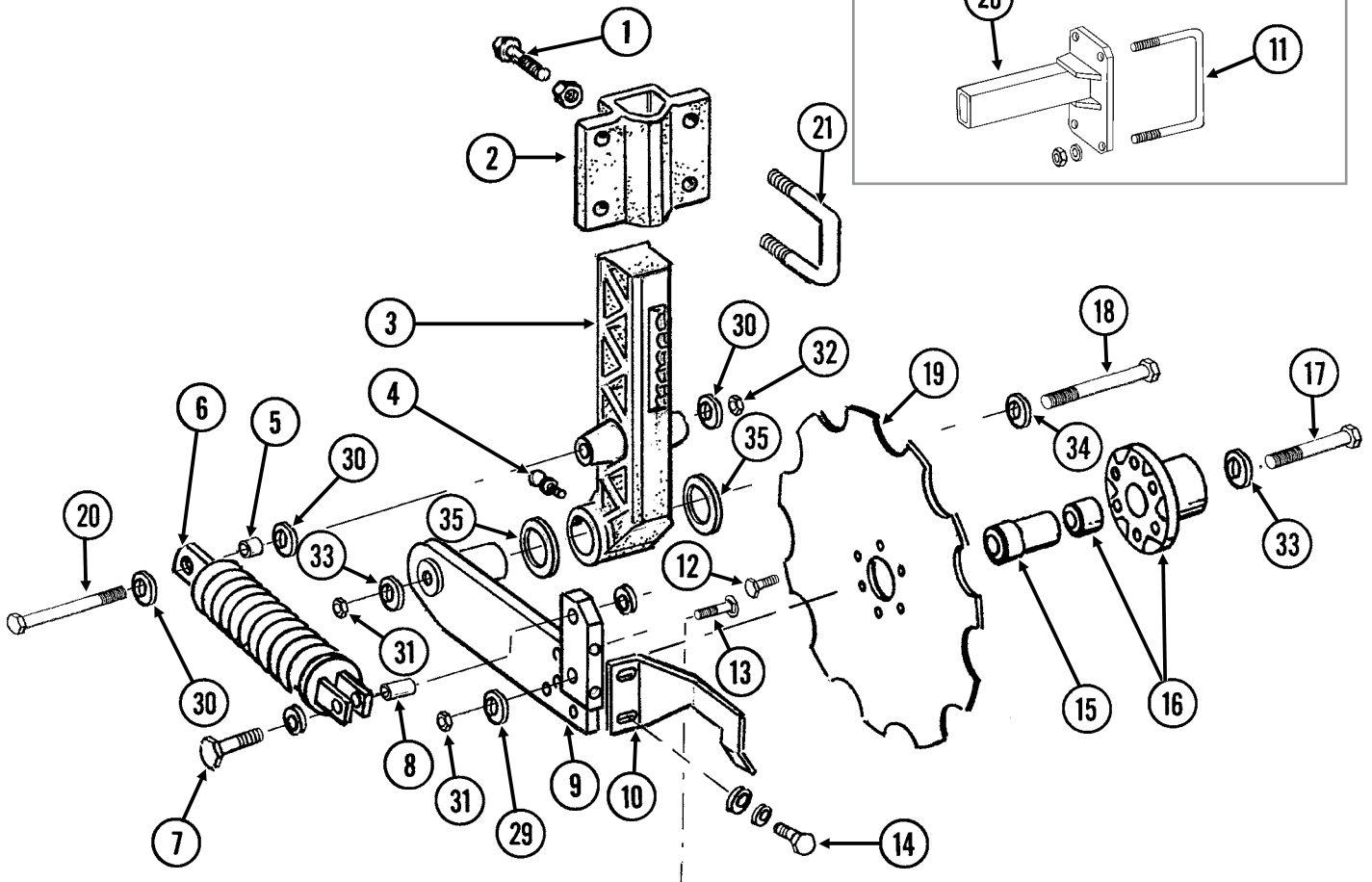
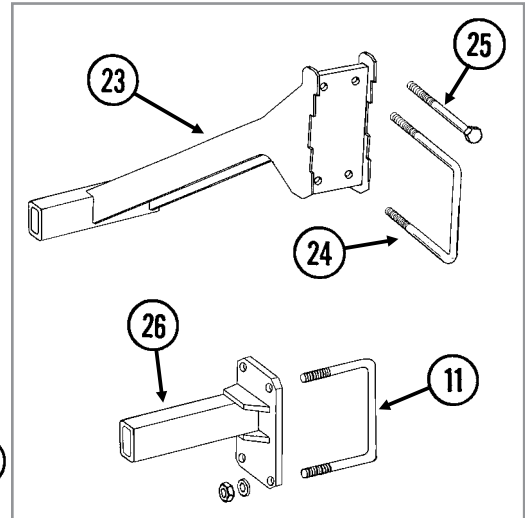
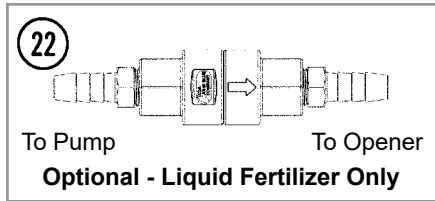


ITEM	PART NO.	QTY. (Per Assy.)	DESCRIPTION
1	GD1657	1	Lockup Pin
2	G10451	2	Cotter Pin, 1/8" x 1"
3	G10938	1	Grease Fitting, 1/4"-28, Taper Threads
4	GA8483	1	Bracket

ITEM	PART NO.	QTY. (Per Assy.)	DESCRIPTION
5	GD1138	2	U-Bolt, 2½" x 2½" x ½"-13
	G10228	4	Lock Washer, ½"
	G10102	4	Hex Nut, ½"-13
6	G10046	1	Hex Head Cap Screw, ⅝"-11 x 5"
	G10107	1	Lock Nut, ⅝"-11
7	G10045	1	Hex Head Cap Screw, ½"-13 x 4½"
	G10111	1	Lock Nut, ½"-13
8	G10305	2	Carriage Bolt, ⅜"-16 x 1"
	G11387	2	Flat Washer, ⅜" SAE
	G10229	2	Lock Washer, ⅜"
	G10101	2	Hex Nut, ⅜"-16
9	GD0962	1	Hex Head Adjusting Bolt, ⅝"-18 x 3¼"
	G10499	1	Hex Jam Nut, ⅝"-18, Grade 2
10	GD0487	1	Bushing, 4¼" I.D. x 3 ½" Long
11	GA0328	1	Spring
12	GA0810	1	Scraper Mount
13	GD1673	2	Scraper
14	GA9195	1	Shank
15	G10542	12	Rivet, ¼" x 1⅝"
16	GD30725	-	Machine Bushing, ⅝" (.030" Thick)
17	GD1132	2	Dust Cap
18	G10503	1	Hex Jam Nut, ⅝"-11, Grade 2
	G10504	1	Hex Jam Nut, ⅝"-11, L.H. Threads, Grade 2
19	G10204	2	Special Machine Bushing, ⅝" x 1" O.D.
20	GB0134	2	Hub
21	GA2014	2	Bearing
22	GD11306	2	Disc Blade, 3.5 mm x 15"
23	GD2589	1	Inner Scraper
24	G10019	1	Hex Head Cap Screw, ⅝"-18 x 1"
	G10232	1	Lock Washer, ⅝"
25	GA0312	1	Mount
26	G10133	1	Hex Head Cap Screw, ⅝"-18 x 1½"
	G11386	1	Flat Washer, ⅝" SAE
	G10109	1	Lock Nut, ⅝"-18, Grade 8
27	GA8685	-	Drop Tube, Liquid Fertilizer
28	G10681	-	Hose Clamp, No. 6
29	GD11705	-	Extension
30	GA15416	-	Check Valve, Low Rate
	GA15415	1	Check Valve
	G11436	2	Hose Barb, ¼" Male NPT To ⅜" Barb
31	GA8081	1	Opener Mount, L.H. (Shown)
	GA8080	-	Opener Mount, R.H.
32	GD1114	2	U-Bolt, 7" x 7" x ⅝"-11
	G10230	4	Lock Washer, ⅝"
	G10104	4	Hex Nut, ⅝"-11
33	G10152	-	Hex Head Cap Screw, ⅝"-11 x 9"
	G10230	-	Lock Washer, ⅝"
	G10104	-	Hex Nut, ⅝"-11
34	GA8099	1	Opener Mount, L.H. (Shown)
	GA8098	-	Opener Mount, R.H.
35	GD11132	2	U-Bolt, 4" x 7" x ½"-13
	G10228	4	Lock Washer, ½"
	G10102	4	Hex Nut, ½"-13
A	GA8845	-	Disc Blade And Bearing Assembly (Items 15 And 20-22)

(FRTZ208/EF71/FRTZ209zzz)

NOTE: R.H. and L.H. is determined by which side of blade it is on in the direction of travel.

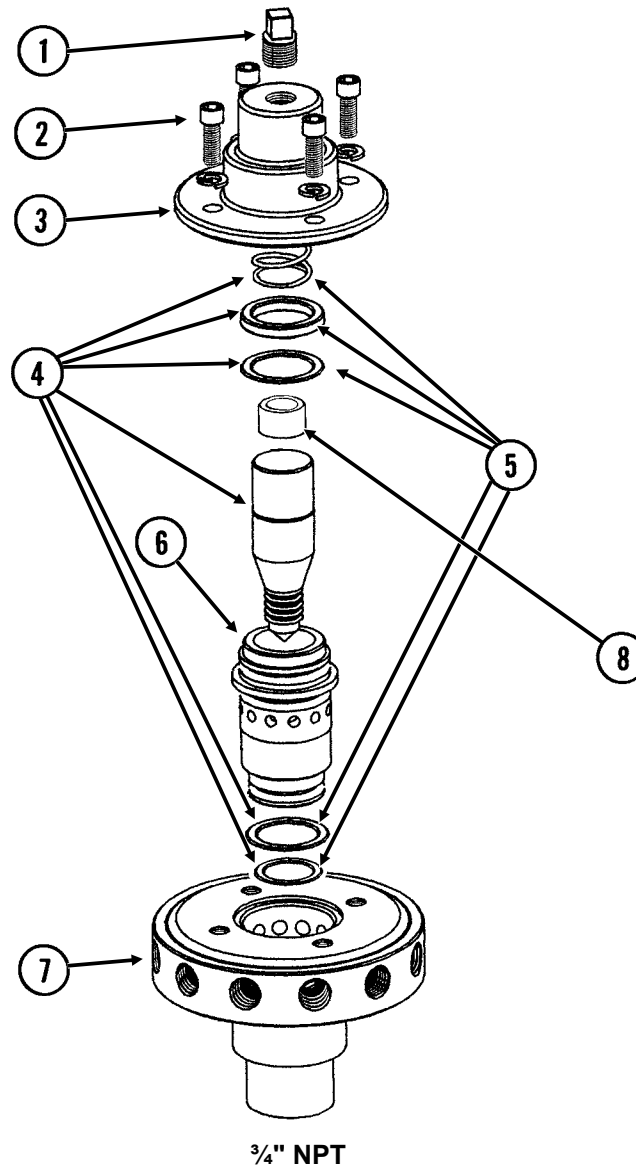


ITEM	PART NO.	QTY. (Per Assy.)	DESCRIPTION
1	G10017	3	Hex Head Cap Screw, 1/2"-13 x 1 1/2"
	G10102	3	Hex Nut, 1/2"-13
2	GB0405	1	Mount, L.H. (Shown)
	GB0400	-	Mount, R.H.
3	GB0296	1	Arm, 13 1/2"
4	G10640	1	Grease Fitting, 1/4"-28
5	GD12685	1	Bushing, 3/4" O.D. x 1/2" Long
6	GA6966	1	Compression Spring Assembly
7	G10047	1	Hex Head Cap Screw, 3/8"-16 x 1 3/4"
	G11387	2	Flat Washer, 3/8" SAE
	G10108	1	Lock Nut, 3/8"-16
8	GD1026	1	Sleeve, 1 3/16" Long
9	GA9433	1	Pivot Arm, L.H.
	GA9434	-	Pivot Arm, R.H. (Shown)
10	GD11557	1	Scraper, L.H.
	GD11558	-	Scraper, R.H. (Shown)
11	GD11132	-	U-Bolt, 4" x 7" x 1/2"-13
	G10228	-	Lock Washer, 1/2"
	G10102	-	Hex Nut, 1/2"-13
12	G10002	6	Hex Head Cap Screw, 3/8"-16 x 3/4"
13	G10306	3	Carriage Bolt, 3/8"-16 x 2"
	G10108	3	Lock Nut, 3/8"-16
14	G10991	2	Hex Head Cap Screw, 5/16"-18 x 7/8"
	G10232	2	Lock Washer, 5/16"
	G11386	6	Flat Washer, 5/16" SAE
15	GD12679	1	Stepped Spacer, 3" Long
16	GA9437	1	Hub W/Bearing
	GA8603	-	Bearing, Double Row
17	G10011	1	Hex Head Cap Screw, 5/8"-11 x 5 1/2"
18	G10046	1	Hex Head Cap Screw, 5/8"-11 x 5"
19	GD12676	1	Disc Blade, Notched, 16 3/4"
20	G10871	1	Hex Head Cap Screw, 1/2"-13 x 6"
21	GD13287	2	U-Bolt, 1 1/2" x 2 1/2" x 1/2"-13
	G11389	4	Flat Washer, 1/2" Plated SAE
	G10111	4	Lock Nut, 1/2"-13
22	GA15416	-	Check Valve, Low Rate
	GA15415	1	Check Valve
	G11436	2	Hose Barb, 1/4" Male NPT To 3/8" Barb
23	GA9457	-	Opener Mount, L.H.
	GA9456	-	Opener Mount, R.H. (Shown)
24	GD1114	-	U-Bolt, 7" x 7" x 5/8"-11
	G10230	-	Lock Washer, 5/8"
	G10104	-	Hex Nut, 5/8"-11
25	G10152	-	Hex Head Cap Screw, 5/8"-11 x 9"
	G10230	-	Lock Washer, 5/8"
	G10104	-	Hex Nut, 5/8"-11
26	GA9454	-	Opener Mount, R.H. (Shown)
	GA9455	-	Opener Mount, L.H.
27	GB0323	1	Knife, L.H. (Shown)
	GB0322	-	Knife, R.H.
28	GA12108	1	Drop Tube, Liquid Fertilizer (Shown)
	GA12109	-	Drop Tube, Liquid Fertilizer
29	GD12677	-	Washer, 1 1/2" O.D., 7 Gauge, Hardened

ITEM	PART NO.	QTY. (Per Assy.)	DESCRIPTION
30	G11389	-	Flat Washer, 1/2" SAE
31	G10107	-	Lock Nut, 5/8"-11
32	G10111	-	Lock Nut, 1/2"-13
33	G11391	-	Flat Washer, 5/8" SAE
34	G10217	-	Washer, 5/8" USS
35	G10450	-	Machine Bushing, 1 1/2", 18 Gauge (As Required)

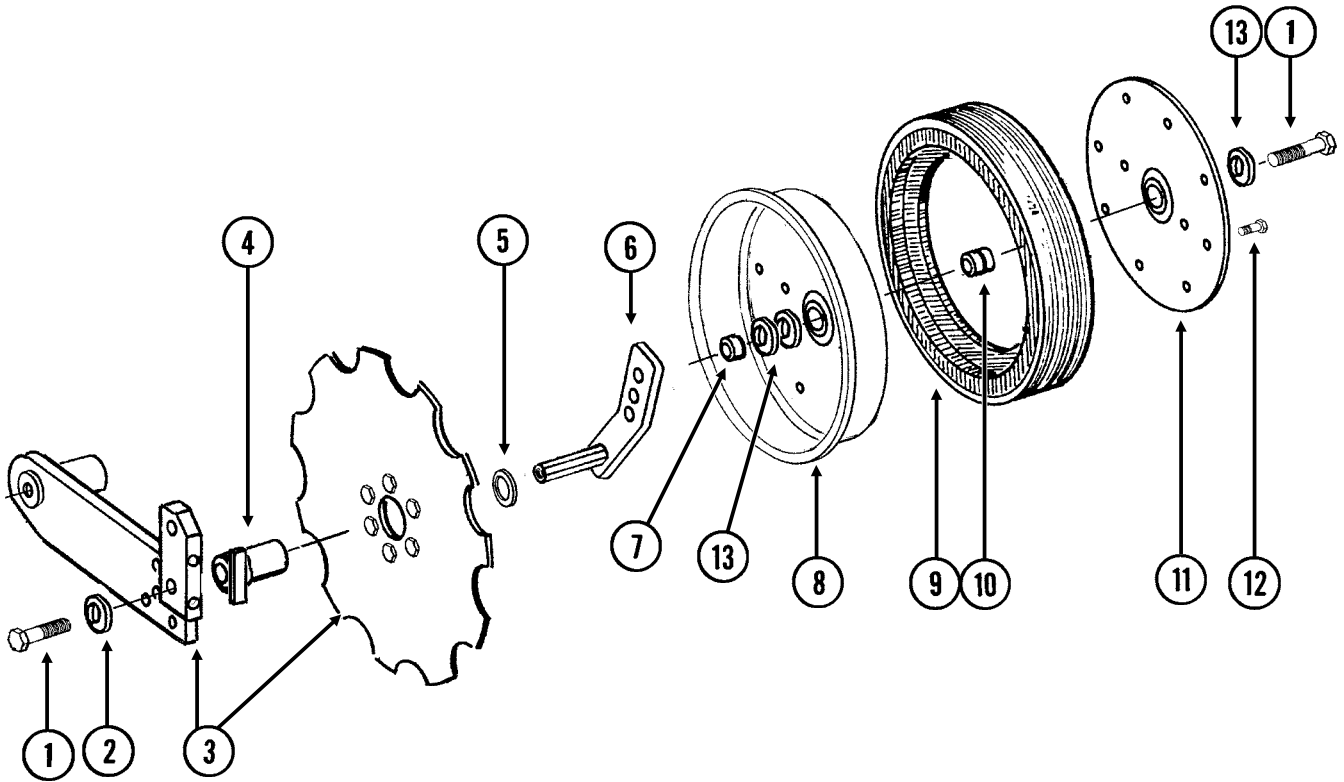
(FRTZ202c)

Model FD-1200 Flow Divider, 12 Outlet



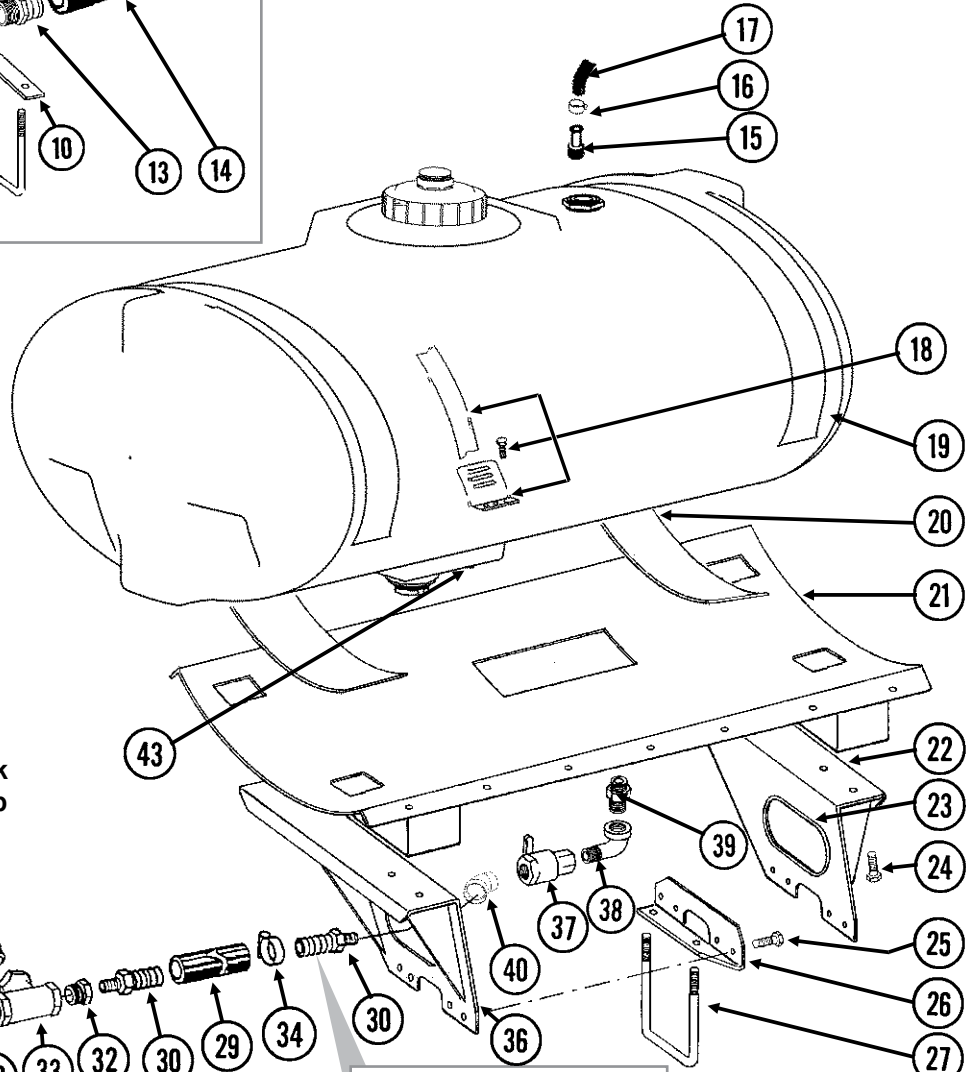
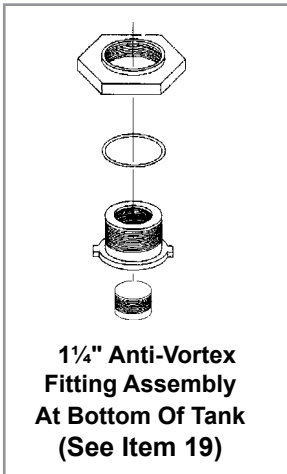
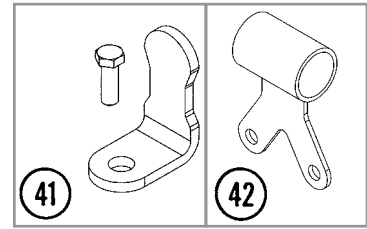
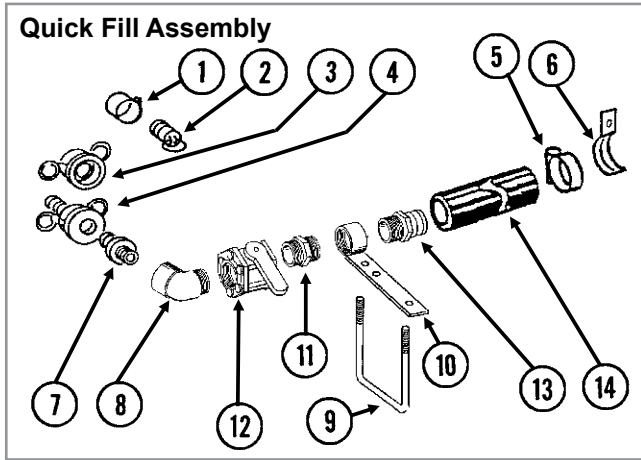
ITEM	PART NO.	QTY.	DESCRIPTION
1	GR1543	1	Vent Plug
2	GR1542	4	Hex Socket Head Screw, 1/4"-20 x 3/4"
	GR1541	4	Lock Washer, 1/4", Stainless Steel
3	GR1540	1	Cap
4	GR1544	1	Needle Assembly W/Seal Kit
5	GR1545	1	Seal Kit, Includes: (3) O-Rings, (1) Seal, (1) Spring
6	GR1535	1	Sleeve
7	GR1533	1	Body (12 Outlets)
8	GR1574	1	Sleeve, 1" O.D. x 1/2" Long, Stainless Steel
A	GA8931	1	Liquid Fertilizer Piston Pump Flow Divider Complete, 12 Outlet (Model FD-1200)

(FRTZ256)



ITEM	PART NO.	QTY. (Per Assy.)	DESCRIPTION
1	G10010	2	Hex Head Cap Screw, 5/8"-11 x 3"
2	G11391	1	Flat Washer, 5/8" SAE
3	---	-	See "Notched Single Disc Fertilizer Opener" on page P82
4	GA9472	1	Blade Mount
5	G10233	1	Machine Bushing, 1", 10 Gauge
6	GA10037	1	Wheel Mount, L.H. (Shown)
	GA10036	1	Wheel Mount, R.H.
7	GD13309	1	Spacer
8	GD31466	1	Half Wheel, Black
9	GD11953	1	Offset Tire
10	GA6171	1	Bearing
11	GD26598	1	Half Wheel Cover, Black
12	G10961	11	Flanged Whiz Lock Screw, 5/16"-18 x 3/4", No Serration
	G10620	11	Serrated Flange Nut, 5/16"-18
13	G10204	-	Special Machine Bushing, 5/8" x 1" O.D. (As Required)
A	GA18311	-	Gauge Wheel Complete (Items 8-12)

(FRTZ170r/PT51)



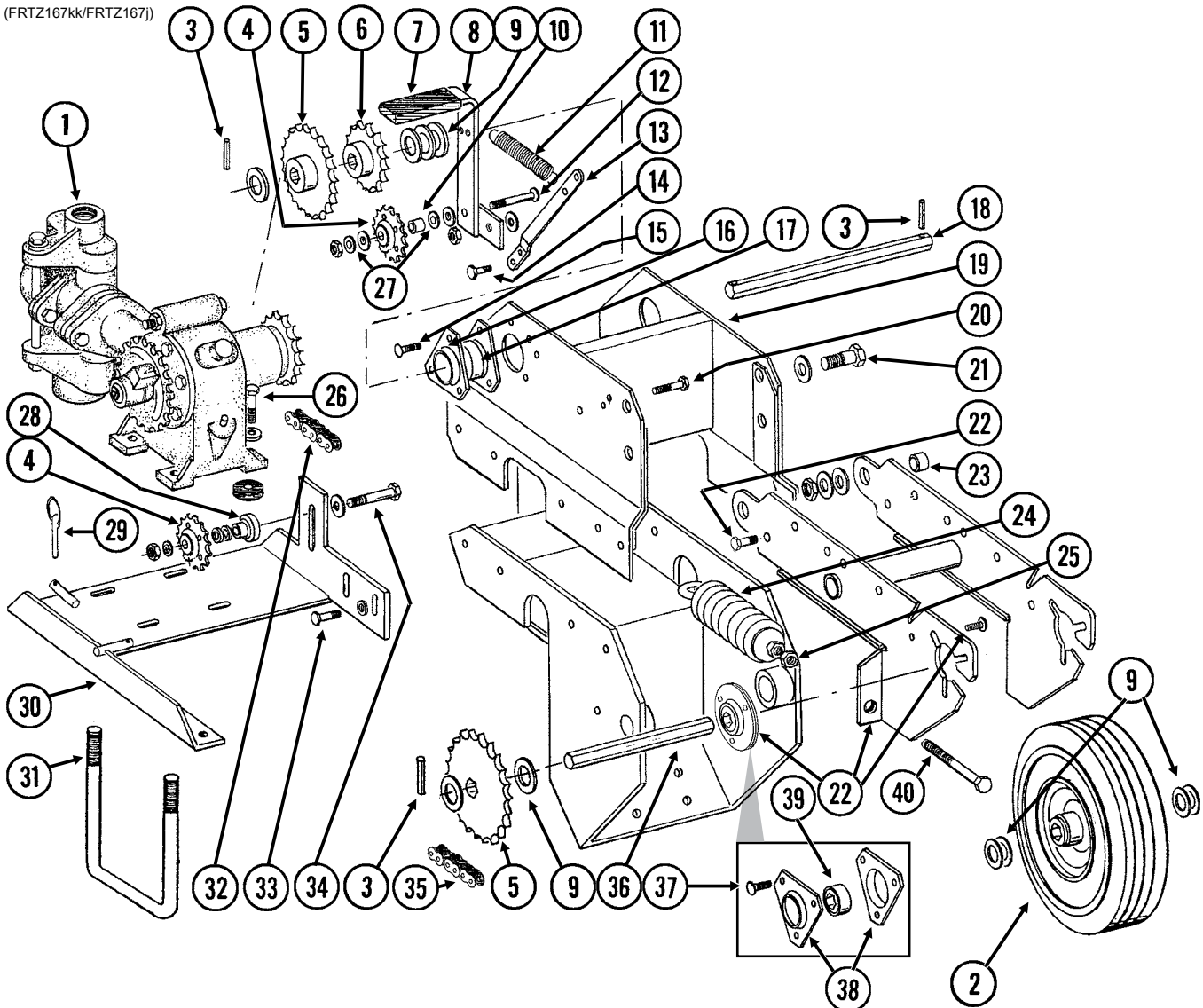
To Second Tank
To Piston Pump
To Quick Fill

35 L.H. Side Of Planter (If Applicable)

ITEM	PART NO.	QTY.	DESCRIPTION
1	G10672	1	Hose Clamp, No. 28
2	GD10777	1	Dust Plug, 2" Male Cam Lock
3	GD3622	1	Adapter, 2" Female NPT To Cam Lock
4	GD3951	1	Dust Cap, 2" Cam Lock
5	G10676	2	Hose Clamp, No. 36, Stainless Steel
6	GD11235	1	Hose Clamp, 2" (If Applicable)
7	GD3623	1	Adapter, 2" Male NPT To Cam Lock
8	G10889	1	Elbow, 45°, 2" Male NPT To Female
9	GD1114	1	U-Bolt, 7" x 7" x 5/8"-11
	G10230	2	Lock Washer, 5/8"
	G10104	2	Hex Nut, 5/8"-11

ITEM	PART NO.	QTY.	DESCRIPTION
10	GA8082	1	Quick Fill Mount, 2" NPT
11	G10623	1	Close Nipple, 2" NPT
12	GA2660	1	Shutoff Valve, 2" NPT
13	G10628	1	Adapter, 2" NPT To Barb
14	G4201-04	1	Hose, 2" x 15'
15	G10626	2	Adapter, 1 1/4" NPT to Barb
16	G10674	2	Hose Clamp, No. 24
17	G4602-02	-	Hose, 1 1/4" x 22'
18	GA8114	2	Tank Mounting Hardware Package, Includes: (2) Straps, (4) Anchors, (8) Hex Head Tap Bolts, (8) Lock Nuts
	G10485	-	Hex Head Tap Bolt, 3/8"-16 x 5"
	G10901	-	Lock Nut W/Nylon Insert, 3/8"-16
19	GA14115	2	Tank W/Lid And Fittings, 200 Gallon
	GA16428	1	Lid, 7" (Top Of Tank) W/Vacuum Breaker (Included W/GA14115)
	GA16157	-	Vacuum Breaker (Included W/GA16428)
	GR1708	-	3/4" Bulkhead Fitting Assembly (Overflow Fitting, Nut, Bushing, and O-Ring) (Included W/GA14115)
	GR1919	-	1 1/2" Bulkhead Fitting Assembly (Included W/GA14115)
	GR1709	-	1 1/4" Bulkhead Fitting Assembly (Nut, Bushing And O-Ring) (End Of Tank) (Included W/GA14115)
	GR1941	-	Seal (Included W/GA14115)
20	GD1862	-	Pad, 8" x 14'
21	GA8088	2	Tank Saddle
22	GA8086	2	Saddle Mount, R.H.
23	G4425-01	4	Molding, 3/16" x 26"
24	G10017	16	Hex Head Cap Screw, 1/2"-13 x 1 1/2"
	G11389	32	Flat Washer, 1/2" SAE
	G10228	16	Lock Washer, 1/2"
	G10102	16	Hex Nut, 1/2"-13
25	G10004	16	Hex Head Cap Screw, 3/8"-16 x 1 1/4"
	G10229	16	Lock Washer, 3/8"
	G10101	16	Hex Nut, 3/8"-16
26	GA8156	1	Bracket, R.H., 8 Row Only
	GA8155	-	Bracket, L.H., 8 Row Only (Shown)
27	GD1114	1	U-Bolt, 7" x 7" x 5/8"-11 (8 Row Only)
	G10230	2	Lock Washer, 5/8"
	G10104	2	Hex Nut, 5/8"-11
28	G11342	1	Tee, 1 1/2" Barb
29	G4202-05	1	Hose, 1 1/2" x 15'
30	G10627	3-4	Adapter, 1 1/2" NPT To Barb
31	G10630	1	Elbow, 90°, 2" NPT To Barb
32	G11308	2	Reducing Bushing, 2" Male NPT To 1 1/2" Female
33	G10888	1	Tee, 2" Female NPT
34	G10672	10	Hose Clamp, No. 28
35	G11353	1	Elbow, 90°, 1 1/2" NPT To Barb
36	GA8087	2	Saddle Mount, L.H.
37	GA13622	2	Shutoff Valve, 1 1/2" NPT
	GR1015	-	Body O-Ring
	GR1016	-	Stem O-Ring
	GR1017	-	Teflon Seal
	GR1018	-	Ball
	GR1019	-	Handle
38	G11353	2	Elbow, 90°, 1 1/2" NPT To Barb
39	G11306	3	Close Nipple, 1 1/2" NPT
40	G11354	2	Elbow, 1 1/2" NPT, 45°
41	GD20060	2	Hose Bracket
	G10857	2	Hex head Cap Screw, 1/4"-20 x 1 1/4"
	G10103	2	Hex Nut, 1/4"-20
	G10227	2	Lock Washer, 1/4"
42	GA14158	2	Hose Guide
43	G10096	2	Pipe Plug, 3/4" NPT

(FRTZ167kk/FRTZ167j)



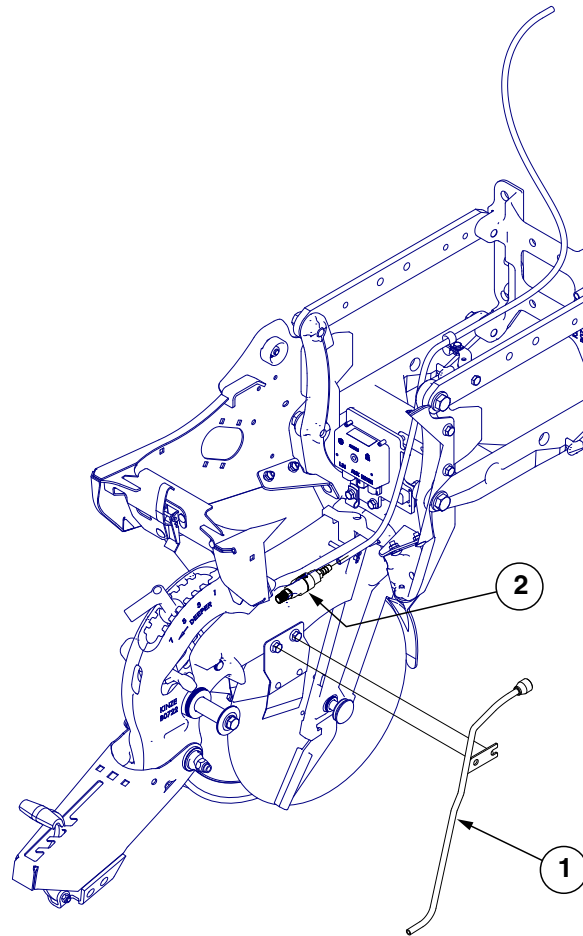
ITEM	PART NO.	QTY.	DESCRIPTION
1	---	-	See "Liquid Fertilizer Piston Pump (Uses 18 Tooth Sprocket)" on page P96
2	GA5090	1	Tire And Rim Assembly (Specify Brand*)
	GD5753	-	Tire, 4.10" x 6" (Specify Brand*) (Included W/GA5090)
	GD5752	-	Inner Tube (Included W/GA5090)
3	G10602	4	Spring Pin, 1/4" x 1 1/2"
4	GA7154	2	Sprocket W/Bearing, 18 Tooth
5	GA5202	2	Sprocket, 34 Tooth
6	GA5109	1	Sprocket, 24 Tooth
7	GD5827	1	Cover
8	GA8084	1	Arm
9	G10233	9	Machine Bushing, 1", 10 Gauge
10	GD11963-01	1	Spacer, 1 1/16"
11	GD5857	1	Spring
12	G10306	1	Carriage Bolt, 3/8"-16 x 2"
	G11387	2	Flat Washer, 3/8" SAE
	G10108	1	Lock Nut, 3/8"-16
13	GD5860	1	Bar

ITEM	PART NO.	QTY.	DESCRIPTION
14	G10023	2	Hex Head Cap Screw, ¼"-20 x ¾"
	G10227	2	Lock Washer, ¼"
	G10103	2	Hex Nut, ¼"-20
15	G10303	6	Carriage Bolt, ⅝"-18 x 1"
	G10232	6	Lock Washer, ⅝"
	G10106	6	Hex Nut, ⅝"-18
16	G3400-01	4	Flangette
17	G2100-03	2	Bearing, ⅞" Hex Bore, Spherical
18	GD6825-12.25	1	Hex Shaft, ⅞" x 12¼" (2 Holes)
19	GA5118	1	Mount
20	G10001	1	Hex Head Cap Screw, ⅜"-16 x 1"
	G10370	1	Machine Bushing, ⅜", 22 Gauge
	G10229	1	Lock Washer, ⅜"
	GD5756	1	Special Nut, ⅜"-16
21	G10751	2	Hex Head Cap Screw, ⅝"-18 x 1¾"
	G10235	6	Machine Bushing, ⅞", 14 Gauge
	G11391	2	Flat Washer, ⅝" SAE
	G10412	2	Lock Nut, ⅝"-18
22	*A7370	1	Arm W/Flanged Bearings And Hardware (Non-Stock Item) (Sub G1K253)
	G10303	6	Carriage Bolt, ⅝"-18 x 1" (Included W/A7370)
	G10232	6	Lock Washer, ⅝" (Included W/A7370)
	G10106	6	Hex Nut, ⅝"-18 (Included W/A7370)
	GA9846	-	Flanged Bearing, ⅞" Hex Bore (Included W/A7370)
	G10055	2	Hex Head Cap Screw, ⅝"-11 x 1¼" (Stop Bolt) (Included W/A7370)
	G10107	2	Lock Nut, ⅝"-11 (Included W/A7370)
23	GB0218	2	Bushing, 2 ¹ / ₃₂ " I.D. x ⅞" O.D. x 1 ⁹ / ₃₂ " Long
24	GA2068	1	Spring W/Plug
25	G10501	2	Hex Jam Nut, ½"-13, Grade 2
26	G10003	4	Hex Head Cap Screw, ⅜"-16 x 1½"
	G11387	4	Flat Washer, ⅜" SAE
	GR1122	4	Mounting Pad
	G10229	4	Lock Washer, ⅜"
	G10101	4	Hex Nut, ⅜"-16
27	G10207	2	Washer, ⅞" O.D. x 1 ³ / ₃₂ " I.D. x .134"
28	GB0258	1	Stepped Spacer, ⅞"
29	GD2558	1	Lynch Pin, ¼"
30	GA8168	1	Pump Mount
31	GD7145	1	U-Bolt, 7" x 7" x ½"-13
	G10228	2	Lock Washer, ½"
	G10102	2	Hex Nut, ½"-13
32	G3310-66	1	Chain, No. 40, 66 Pitch Including Connector Link
	GR0912	-	Connector Link, No. 40
33	G10003	8	Hex Head Cap Screw, ⅜"-16 x 1½"
	G11387	2	Flat Washer, ⅜" SAE
	G10229	8	Lock Washer, ⅜"
	G10101	8	Hex Nut, ⅜"-16
34	G10038	1	Hex Head Cap Screw, ½"-13 x 3"
	G11389	2	Flat Washer, ½" SAE
	G10228	1	Lock Washer, ½"
	G10102	1	Hex Nut, ½"-13
35	G3310-139	1	Chain, No. 40, 139 Pitch Including Connector Link And Offset Link
	GR0912	-	Connector Link, No. 40
	GR0911	-	Offset Link, No. 40
36	GD6825-10.5	1	Hex Shaft, ⅞" x 10½" (2 Holes)

ITEM	PART NO.	QTY.	DESCRIPTION
37	G10303	6	Carriage Bolt, 5/16"-18 x 1"
	G11386	6	Flat Washer, 5/16" SAE
	G10232	6	Lock Washer, 5/16"
	G10106	6	Hex Nut, 5/16"-18
38	G3400-01	4	Flangette
39	G2100-03	2	Bearing, 7/8" Hex Bore, Spherical
40	G10890	2	Hex Head Adjusting Bolt, 1/2"-13 x 4", Grade 2
A	G1K253	-	Contact Wheel Arm Replacement Kit (Items 3, 22, 25, 36 And 40)

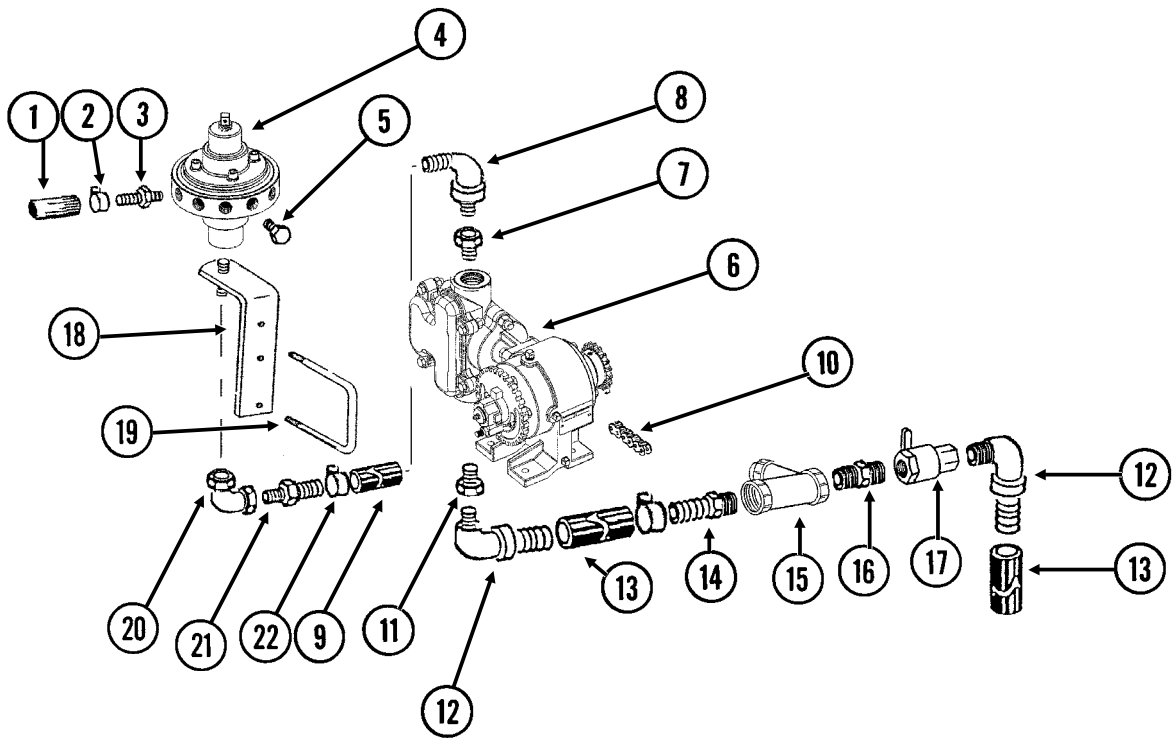
***Specific brand requests will be supplied only as available from current Kinze Repair Parts stock. If a specific brand requested is not in stock, the brand available will be supplied. Different brand tires may have different diameters. Change in tire brands may affect rates. Field checks are recommended after any change in contact tires.**

(A18821a)



ITEM	PART NO.	QTY.	DESCRIPTION
1	GA18822	-	Liquid Fertilizer Tube
2	GA20583	-	Check Valve Assembly

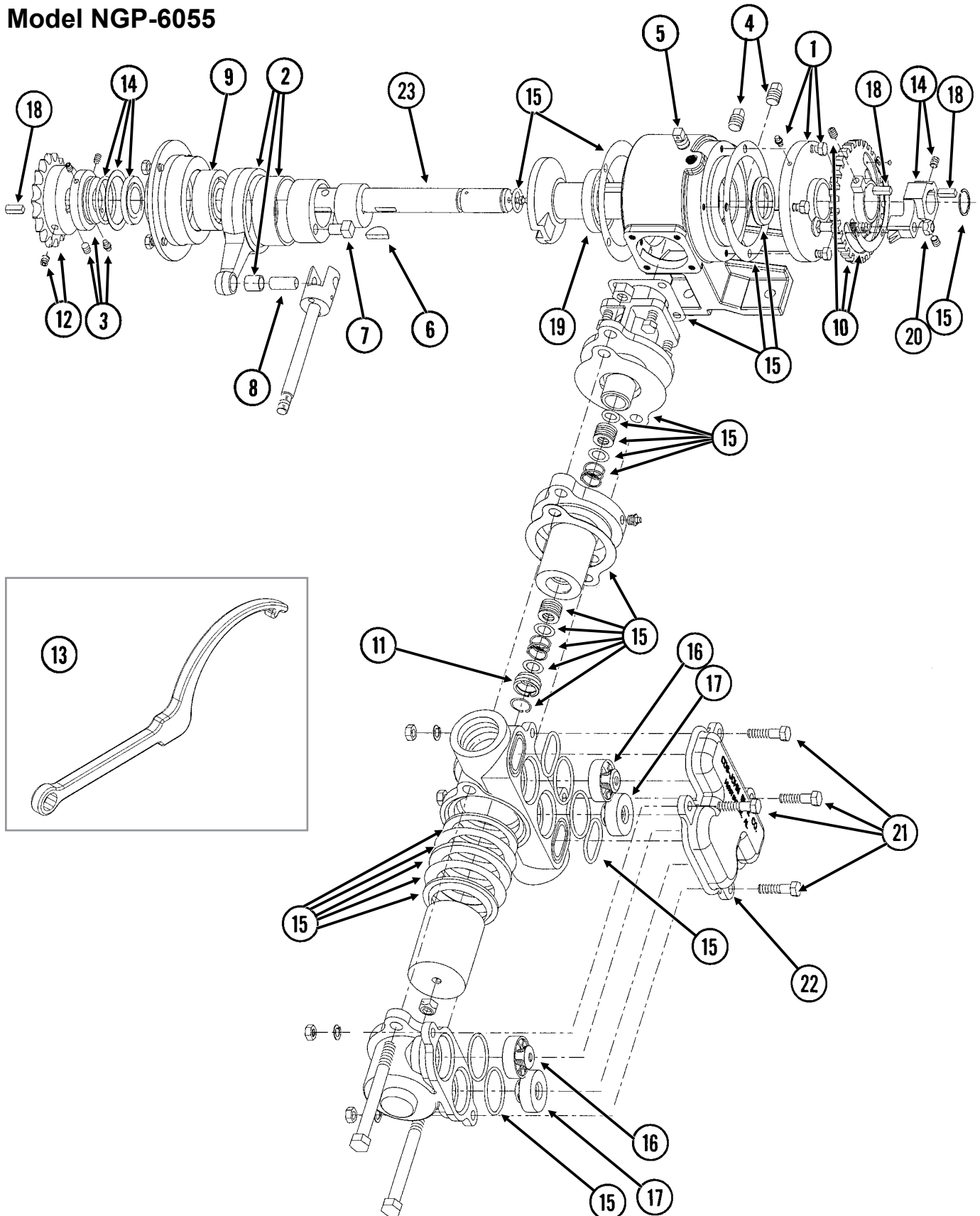
(FRTZ295)







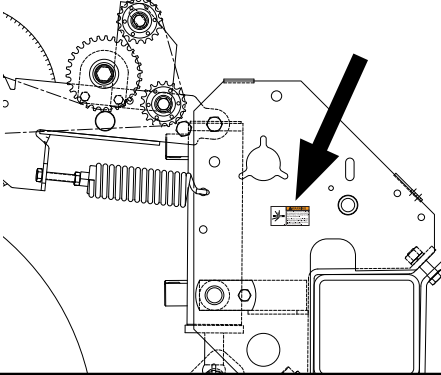



ITEM	PART NO.	QTY.	DESCRIPTION
1	G4301-06	1	Hose, 3/8" x 160'
2	G10681	24	Hose Clamp, No. 6
3	GD11700	12	Adapter, 1/4" NPT To 3/8" Barb
4	---	-	See "Liquid Fertilizer Piston Pump Flow Divider" on page P85
5	G10292	-	Pipe Plug, 1/4" NPT
6	---	-	See "Liquid Fertilizer Piston Pump (Uses 18 Tooth Sprocket)" on page P96
7	G11237	1	Reducing Bushing, 1 1/2" Male NPT To 3/4" Female
8	G10917	1	Elbow, 90°, 3/4" NPT To Barb
9	G4205-04	-	Hose, 3/4" x 36"
10	---	-	See "Liquid Fertilizer Piston Pump Drive" on page P90
11	G10615	1	Reducing Bushing, 1 1/2" Male NPT To 1 1/4" Female
12	G10629	2	Elbow, 90°, 1 1/4" NPT To Barb,
13	---	-	See "Liquid Fertilizer Tanks, Saddles, Saddle Mounts, and Hoses" on page P88
14	G10626	1	Adapter, 1 1/4" NPT To Barb
15	GA3893	1	Strainer Complete
	GR0880	-	Screen, No. 40 Mesh (Included W/GA3893)
	GR0881	-	Gasket (Included W/GA3893)
	GR0882	-	Y-Body (Included W/GA3893)
	GR0883	-	End Cap (Included W/GA3893)
16	G10619	1	Close Nipple, 1/4" NPT
17	GA4976	2	Shutoff Valve, 1 1/4" NPT
	GR1015	-	Body O-Ring (Included W/GA4976)
	GR1016	-	Stem O-Ring (Included W/GA4976)
	GR1017	-	Teflon Seal (Included W/GA4976)
	GR1018	-	Ball (Included W/GA4976)
	GR1019	-	Handle (Included W/GA4976)
18	GA6527	1	Mount, 3/4" NPT
19	GD1114	1	U-Bolt, 7" x 7" x 5/8"-11
	G10230	2	Lock Washer, 5/8"
	G10104	2	Hex Nut, 5/8"-11
20	G10733	1	Elbow, 90°, 3/4" Female NPT
21	G10734	1	Adapter, 3/4" NPT To Barb
22	G10278	2	Hose Clamp, No. 16





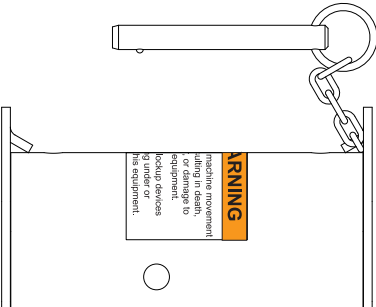


(A12335a/GR1808)

Model NGP-6055

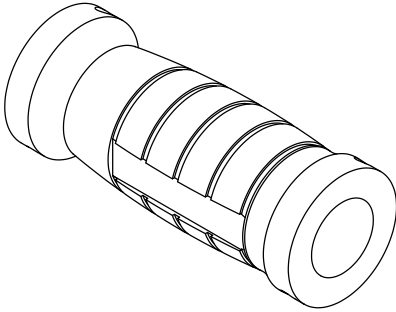
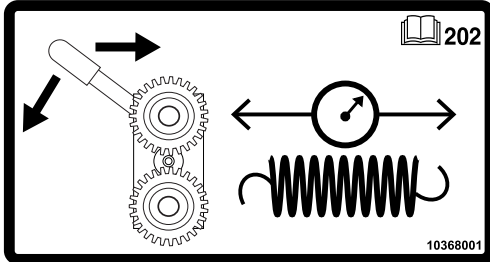


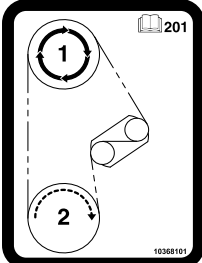


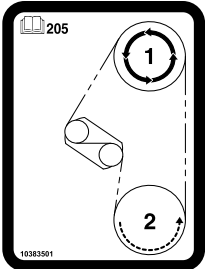
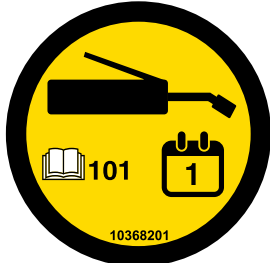
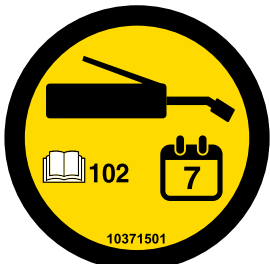



ITEM	PART NO.	QTY.	DESCRIPTION
1	GR1804	1	Flange Cover Assembly
	G10991	4	Hex Head Cap Screw, 5/16"-18 x 7/8"
2	GR1802	1	Connecting Rod Assembly
3	GR1801	1	Spacer Assembly
	G10693	3	Hex Socket Head Set Screw, 5/16"-18 x 3/8"
4	GR1123	2	Plug
5	GR1543	1	Vent Plug
6	GR1112	1	Woodruff Key
7	GR1120	1	Eccentric Pin
8	GR1124	1	Pin
9	GR1104	1	Bearing
10	GR1805	1	Setting Hub Assembly
11	GR1134	1	Stuffing Box Insert
12	GR1389	1	Sprocket, 18 Tooth
13	GR1808	1	Adjustment Wrench
14	GR1806	1	Setting Pointer Assembly
15	GR1795	1	Repair Kit, Includes: (6) Gaskets, (9) O-Rings, (4) Washers, (1) Retaining Ring, (2) Oil Seals, (1) Snap Ring, (1) Thrust Washer, (1) Rod Bushing, (2) Flange Plunger Packings, (2) Packing Springs, (2) Rod Vee Packing Sets
16	GR1799	2	Discharge Valve Assembly
17	GR1797	2	Suction Valve Assembly
18	GR1118	3	Setting Arm Key
19	GR1116	1	Bearing
20	G10306	1	Carriage Bolt, 3/8"-16 x 2"
	G10108	1	Lock Nut, 3/8"-16
21	G10003	4	Hex Head Cap Screw, 3/8"-16 x 1 1/2"
	G11387	4	Flat Washer, 3/8" SAE
	G10229	4	Lock Washer, 3/8"
	G10101	4	Hex Nut, 3/8"-16
22	GR2003	1	Valve Cover
23	GR2185	1	Crankshaft
A	GA12330	-	Piston Pump Complete W/18 Tooth Sprocket (Model NGP-6055)

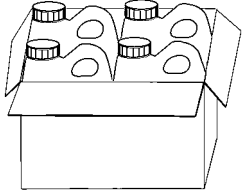




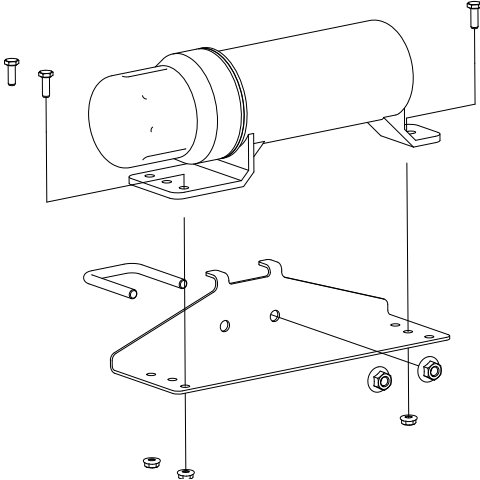
	 <p>Part No.: GD2199 Description: SMV Sign Quantity: 1</p>
	 <p>Part No.: G10366901 Description: Decal, Warning (2021 Production and on) Quantity: 1 (Per Row Marker Cylinder - Conventional) 4 (2 Per Row Marker)</p>
	 <p>Part No.: G10366801 Description: Decal, Warning (2021 Production and on) Quantity: 1 (Per Contact Wheel Assembly)</p>
	 <p>Part No.: G7100-388 Description: Decal, Caution Quantity: 1</p>


	 <p>Part No.: G10367601 Description: Decal, Chemical Warning (2021 Production and on) Quantity: 1 (1 Per Row Unit - Located On Underside Of Granular Chemical Hopper Lid)</p>
	 <p>Part No.: G10367001 Description: Decal, Warning (2021 Production and on) Quantity: 1</p>
	 <p>Part No.: G10367401 Description: Decal, Crush Warning (2021 Production and on) Quantity: 1</p>
	<p>Part No.: G10367201 Description: Decal, Warning Quantity: 1</p>

<p>Hinge</p> <p>Red</p> <p>Orange</p> <p>Center Of Planter</p> <p>G7100-557 and G7100-559</p>	<div style="background-color: #cccccc; width: 100px; height: 20px; margin-bottom: 10px;"></div> <p>Part No.: G7100-557 Description: Reflective Decal, Red, 2" x 9" Rectangular Quantity: 2 (One Located On Top Of Rear Side Of Planter Toolbar On Each Side Of Planter)</p> <p>4 (Rear-Facing In Transport Position - Two Located On Top Of Rear Side Of Tire Scraper On Each Side Of Planter)</p> <hr/> <p>Part No.: G7100-558 Description: Reflective Decal, Amber, 2" x 9", Rectangular Quantity: 2 (Forward-Facing In Transport Position - One Located On The Granular Chemical Hopper Panel Extension On First Row Unit On Outer Side Of Hinge On Each Side Of Planter) (If Applicable)</p> <hr/> <p>Part No.: G7100-559 Description: Reflective Decal, Orange, 2" x 9" Rectangular Quantity: 2 (One Located On Bottom Of Rear Side Of Planter Toolbar On Each Side Of Planter)</p> <p>4 (Rear-Facing In Transport Position - Two Located On Bottom Of Rear Side Of Tire Scraper On Each Side Of Planter)</p> <div style="background-color: #cccccc; width: 100px; height: 20px; margin-top: 10px;"></div> <hr/> <p>Part No.: G7100-262 Description: Reflective Decal, Amber, 1¼" x 9", Die-Cut Quantity: 2 (Forward-Facing In Transport Position - One Located On The Hopper Support On First Row Unit On Outer Side Of Hinge On Each Side Of Planter)</p>
	<p>Part No.: GD1162 Description: Tie Strap, 28"</p> <p>Part No.: GD1512 Description: Tie Strap, 7½"</p> <p>Part No.: GD2117 Description: Tie Strap, 14½"</p> <p>Part No.: GD2984 Description: Tie Strap, 34"</p>

	<p>Part No.: GA26924-01 Description: Hose Label Cover, Red, Extend Part No.: GA26924-02 Description: Hose Label Cover, Red, Retract Part No.: GA26924-03 Description: Hose Label Cover, Blue, Extend Part No.: GA26924-04 Description: Hose Label Cover, Blue, Retract Part No.: GA26924-05 Description: Hose Label Cover, Green, Extend Part No.: GA26924-06 Description: Hose Label Cover, Green, Retract Part No.: GA26924-07 Description: Hose Label Cover, Yellow, Extend Part No.: GA26924-08 Description: Hose Label Cover, Yellow, Retract Part No.: GA26924-09 Description: Hose Label Cover, White, Extend Part No.: GA26924-10 Description: Hose Label Cover, White, Retract Part No.: GA26924-11 Description: Hose Label Cover, Orange, Retract</p>
	<p>Part No.: G10368001 Description: Decal, Spring Tension Release Quantity: -</p>
	<p>Part No.: G7100-178 Description: Decal, Econ-Fold®, ¼" x 3" Quantity: 1</p>
	<p>Part No.: G10367901 Description: Decal, Instruction</p>
	<p>Part No.: G10368101 Description: Decal, Transmission (2021 Production and on) Quantity: 1</p>

	<p>Part No.: G10383501 Description: Decal, Transmission (2021 Production and on) Quantity: 1</p>
	<p>Part No.: G10368201 Description: Decal, Oil/Grease Daily (2021 Production and on)</p>
	<p>Part No.: G10371501 Description: Decal, Oil/Grease Weekly</p>
	<p>Part No.: GR2127MPP Description: Blue Paint, Twelve Aerosol Cans</p>
	<p>Part No.: GR0146MPP Description: Powdered Graphite, Twenty-Four 1 Pound Containers</p>
	<p>Part No.: GR1570MPP Description: Talc Lubricant, Four 8 Pound Containers</p>

	<p>Part No.: GR1842MPP Description: Graphite Lubricant, Four 5 Pound Containers</p>
	<p>Part No.: GR2240MPP Description: Talc/Graphite Blend (80 Talc/20 Graphite), Four 8 Pound Containers</p>
	<p>Part No.: GR2241MPP Description: Dispensing Cap, 10/Package</p>
	<p>Part No.: G10074101 Description: Decal, KINZE 3205 Quantity: 2 (1 On Each Side of Hitch)</p>
	<p>Part No.: GM0310-01 Description: Operator Manual, Model 3205 Part No.: GM0310-02 Description: Parts Manual, Model 3205 Part No.: GPR1094 Description: Binder (Contact Kinze Parts To Order)</p>
	<p>Part No.: GA15422 Description: Operator's Manual Canister Quantity: 1</p>
	<p>Part No.: GD22685 Description: Manual Canister Bracket Quantity: 1</p>
	<p>Part No.: GD22692 Description: U-Bolt, 1 3/4" x 1 3/4" x 3/8"-16 Quantity: 1</p>
	<p>Part No.: G11091 Description: Serrated Flange Nut, 3/8"-16 Quantity: 2</p>
	<p>Part No.: G11166 Description: Hex Socket Flange Cap Screw, 1/4"-20 x 3/4" Quantity: 3</p>
	<p>Part No.: G11320 Description: Lock Nut, 1/4"-20, Grade B Quantity: 3</p>

 A rectangular decal featuring the American flag, with a blue canton containing white stars and red and white horizontal stripes.	<p>Part No.: G7100-484 Description: Decal, American Flag</p>
--	--

This page left blank intentionally.

Part No.	Page	Part No.	Page	Part No.	Page	Part No.	Page
*A1000.....	P67	G1K248.....	P75	G4202-05.....	P89	G10005.....	P5
*A1006.....	P67	G1K252.....	P69	G4205-04.....	P95	G10005.....	P7
*A1020.....	P67	G1K252.....	P71	G4301-06.....	P95	G10006.....	P31
*A1020.....	P67	G1K252.....	P75	G4425-01.....	P89	G10006.....	P41
*A1106.....	P39	G1K253.....	P92	G4602-02.....	P89	G10006.....	P59
*A1168.....	P39	G1K268.....	P48	G6325X.....	P5	G10007.....	P22
*A3114.....	P67	G1K268.....	P71	*G6400-06.....	P65	G10007.....	P37
*A3136.....	P67	G1K269.....	P44	*G6400-06.....	P65	G10007.....	P45
*A3180.....	P39	G1K269.....	P52	G6400-06.....	P39	G10010.....	P11
*A4295.....	P60	G1K296.....	P11	G6400-08.....	P67	G10010.....	P33
*A6524.....	P64	G1K320.....	P69	G6400-08-04.....	P67	G10010.....	P87
*A7370.....	P91	G1K320.....	P72	G6400-08-06.....	P39	G10011.....	P35
*A7538.....	P61	G1K321.....	P69	G6408-04.....	P63	G10011.....	P35
*A7538.....	P62	G1K321.....	P72	G6408-08.....	P60	G10011.....	P83
*A8048.....	P35	G1K322.....	P71	G6408-08.....	P61	G10013.....	P13
*A8836.....	P63	G1K345.....	P13	G6408-08.....	P62	G10014.....	P3
*A12009.....	P67	G1K362.....	P72	G6408-08.....	P63	G10014.....	P11
*A12010.....	P67	G1K362.....	P75	G6500-08.....	P67	G10016.....	P59
*A24705.....	P37	G1K363.....	P71	G6801-06-08.....	P39	G10017.....	P37
A26287.....	P25	G1K363.....	P75	G6801-08.....	P67	G10017.....	P43
*A26936-173.....	P67	G1K378.....	P52	G7100-178.....	P101	G10017.....	P43
*A26939-172.....	P67	G1K379.....	P52	G7100-262.....	P100	G10017.....	P51
*D12012.....	P63	G1K385.....	P29	G7100-388.....	P98	G10017.....	P83
*D12038.....	P61	G1K758.....	P5	G7100-557.....	P100	G10017.....	P89
*D12038.....	P62	G306-08.....	P67	G7100-558.....	P100	G10018.....	P58
*D12056.....	P60	G2100-03.....	P42	G7100-559.....	P100	G10019.....	P11
*D12210.....	P60	G2100-03.....	P91	G7566X.....	P22	G10019.....	P35
*D12210.....	P61	G2100-03.....	P92	G8647X.....	P72	G10019.....	P57
*D12210.....	P62	G2406-08-06.....	P39	G9421X.....	P78	G10019.....	P75
*D12210.....	P63	G2603-08.....	P67	G9948X.....	P45	G10019.....	P81
*D12212.....	P63	G2703-08.....	P67	G10001.....	P13	G10020.....	P19
*D12213.....	P63	G3302-07.....	P55	G10001.....	P35	G10020.....	P73
*D12214.....	P63	G3303-16.....	P3	G10001.....	P71	G10021.....	P19
*D12227.....	P61	G3303-34.....	P9	G10001.....	P75	G10022.....	P19
*D12227.....	P62	G3303-44.....	P9	G10001.....	P91	G10023.....	P23
*D12228.....	P61	G3303-88.....	P9	G10002.....	P7	G10023.....	P37
*D12228.....	P62	G3303-98.....	P3	G10002.....	P23	G10023.....	P47
*D12231.....	P60	G3303-108.....	P3	G10002.....	P83	G10023.....	P47
*D12232.....	P60	G3303-108.....	P25	G10003.....	P3	G10023.....	P69
*D12251.....	P60	G3303-114.....	P25	G10003.....	P29	G10023.....	P73
*D12251.....	P61	G3303-114.....	P26	G10003.....	P55	G10023.....	P91
*D12251.....	P62	G3310-66.....	P91	G10003.....	P73	G10026.....	P41
*D12251.....	P63	G3310-74.....	P43	G10003.....	P91	G10028.....	P35
*D12275.....	P63	G3310-80.....	P51	G10003.....	P91	G10028.....	P35
*D12279.....	P61	G3310-102.....	P43	G10003.....	P97	G10031.....	P11
*D12279.....	P62	G3310-104.....	P43	G10004.....	P5	G10033.....	P31
*D12280.....	P60	G3310-139.....	P91	G10004.....	P33	G10036.....	P27
*D29649.....	P60	G3324-01.....	P45	G10004.....	P41	G10036.....	P35
*D29649.....	P61	G3400-01.....	P42	G10004.....	P43	G10036.....	P43
*D29649.....	P62	G3400-01.....	P91	G10004.....	P43	G10038.....	P91
G1K248.....	P69	G3400-01.....	P92	G10004.....	P51	G10045.....	P31
G1K248.....	P72	G4201-04.....	P89	G10004.....	P89	G10045.....	P57

Part No.	Page	Part No.	Page	Part No.	Page	Part No.	Page
G10045.....	P81	G10103.....	P47	G10108.....	P83	G10171.....	P75
G10046.....	P81	G10103.....	P89	G10108.....	P90	G10201.....	P9
G10046.....	P83	G10103.....	P91	G10108.....	P97	G10201.....	P16
G10047.....	P9	G10104.....	P5	G10109.....	P11	G10201.....	P25
G10047.....	P45	G10104.....	P5	G10109.....	P13	G10203.....	P54
G10047.....	P51	G10104.....	P22	G10109.....	P31	G10204.....	P7
G10047.....	P54	G10104.....	P35	G10109.....	P33	G10204.....	P11
G10047.....	P83	G10104.....	P35	G10109.....	P42	G10204.....	P81
G10049.....	P47	G10104.....	P37	G10109.....	P57	G10204.....	P87
G10049.....	P55	G10104.....	P41	G10109.....	P81	G10207.....	P3
G10053.....	P41	G10104.....	P43	G10110.....	P25	G10207.....	P91
G10053.....	P43	G10104.....	P50	G10110.....	P29	G10210.....	P45
G10055.....	P43	G10104.....	P55	G10110.....	P37	G10210.....	P55
G10055.....	P91	G10104.....	P81	G10110.....	P51	G10215.....	P67
G10061.....	P3	G10104.....	P81	G10110.....	P57	G10216.....	P11
G10061.....	P15	G10104.....	P83	G10110.....	P69	G10217.....	P59
G10064.....	P13	G10104.....	P83	G10110.....	P69	G10217.....	P84
G10064.....	P39	G10104.....	P88	G10111.....	P13	G10227.....	P39
G10064.....	P69	G10104.....	P89	G10111.....	P27	G10227.....	P39
G10071.....	P3	G10104.....	P95	G10111.....	P31	G10227.....	P47
G10071.....	P37	G10105.....	P35	G10111.....	P31	G10227.....	P47
G10071.....	P41	G10106.....	P35	G10111.....	P37	G10227.....	P47
G10096.....	P89	G10106.....	P91	G10111.....	P41	G10227.....	P52
G10101.....	P13	G10106.....	P91	G10111.....	P42	G10227.....	P89
G10101.....	P22	G10106.....	P92	G10111.....	P43	G10227.....	P91
G10101.....	P43	G10107.....	P13	G10111.....	P47	G10228.....	P11
G10101.....	P47	G10107.....	P27	G10111.....	P51	G10228.....	P31
G10101.....	P47	G10107.....	P35	G10111.....	P59	G10228.....	P31
G10101.....	P51	G10107.....	P35	G10111.....	P81	G10228.....	P54
G10101.....	P71	G10107.....	P43	G10111.....	P83	G10228.....	P57
G10101.....	P75	G10107.....	P43	G10111.....	P84	G10228.....	P57
G10101.....	P81	G10107.....	P45	G10112.....	P35	G10228.....	P57
G10101.....	P89	G10107.....	P55	G10128.....	P42	G10228.....	P69
G10101.....	P91	G10107.....	P59	G10128.....	P43	G10228.....	P81
G10101.....	P91	G10107.....	P81	G10128.....	P43	G10228.....	P81
G10101.....	P97	G10107.....	P84	G10128.....	P43	G10228.....	P83
G10102.....	P31	G10107.....	P91	G10130.....	P43	G10228.....	P89
G10102.....	P31	G10108.....	P3	G10130.....	P51	G10228.....	P91
G10102.....	P54	G10108.....	P15	G10131.....	P51	G10228.....	P91
G10102.....	P57	G10108.....	P16	G10133.....	P13	G10229.....	P13
G10102.....	P57	G10108.....	P25	G10133.....	P31	G10229.....	P22
G10102.....	P69	G10108.....	P35	G10133.....	P33	G10229.....	P23
G10102.....	P81	G10108.....	P37	G10133.....	P81	G10229.....	P33
G10102.....	P81	G10108.....	P45	G10152.....	P81	G10229.....	P47
G10102.....	P83	G10108.....	P54	G10152.....	P83	G10229.....	P51
G10102.....	P83	G10108.....	P55	G10157.....	P35	G10229.....	P51
G10102.....	P89	G10108.....	P55	G10159.....	P41	G10229.....	P71
G10102.....	P91	G10108.....	P58	G10159.....	P54	G10229.....	P75
G10102.....	P91	G10108.....	P64	G10168.....	P42	G10229.....	P81
G10103.....	P39	G10108.....	P71	G10168.....	P57	G10229.....	P89
G10103.....	P39	G10108.....	P73	G10168.....	P57	G10229.....	P91
G10103.....	P47	G10108.....	P83	G10169.....	P35	G10229.....	P91

Part No.	Page	Part No.	Page	Part No.	Page	Part No.	Page
G10229.....	P91	G10309.....	P15	G10496.....	P47	G10620.....	P75
G10229.....	P97	G10310.....	P9	G10496.....	P51	G10620.....	P75
G10230.....	P5	G10310.....	P25	G10497.....	P47	G10620.....	P87
G10230.....	P5	G10310.....	P29	G10499.....	P81	G10621.....	P9
G10230.....	P11	G10312.....	P3	G10500.....	P19	G10621.....	P15
G10230.....	P13	G10312.....	P25	G10501.....	P31	G10621.....	P19
G10230.....	P22	G10315.....	P25	G10501.....	P43	G10621.....	P19
G10230.....	P35	G10315.....	P29	G10501.....	P43	G10621.....	P23
G10230.....	P35	G10318.....	P43	G10501.....	P43	G10621.....	P25
G10230.....	P37	G10323.....	P19	G10501.....	P91	G10621.....	P29
G10230.....	P41	G10323.....	P73	G10502X.....	P1	G10622.....	P7
G10230.....	P50	G10324.....	P63	G10503.....	P33	G10622.....	P37
G10230.....	P55	G10325.....	P7	G10503.....	P55	G10623.....	P89
G10230.....	P81	G10325.....	P25	G10503.....	P81	G10626.....	P89
G10230.....	P81	G10325.....	P47	G10504.....	P81	G10626.....	P95
G10230.....	P83	G10326.....	P16	G10523.....	P29	G10627.....	P89
G10230.....	P83	G10338.....	P9	G10527.....	P51	G10628.....	P89
G10230.....	P88	G10338.....	P15	G10531.....	P21	G10629.....	P95
G10230.....	P89	G10338.....	P42	G10542.....	P81	G10630.....	P89
G10230.....	P95	G10348.....	P31	G10544.....	P57	G10634.....	P21
G10231.....	P35	G10370.....	P91	G10546.....	P15	G10636.....	P41
G10231.....	P41	G10371.....	P31	G10546.....	P26	G10640.....	P37
G10232.....	P35	G10397.....	P42	G10551.....	P3	G10640.....	P51
G10232.....	P81	G10401.....	P19	G10560.....	P55	G10640.....	P55
G10232.....	P83	G10404.....	P37	G10567.....	P15	G10640.....	P55
G10232.....	P91	G10409.....	P43	G10567.....	P26	G10640.....	P83
G10232.....	P91	G10409.....	P50	G10570.....	P26	G10641.....	P35
G10232.....	P92	G10412.....	P44	G10574.....	P27	G10641.....	P54
G10233.....	P42	G10412.....	P91	G10574.....	P31	G10641.....	P55
G10233.....	P51	G10438.....	P3	G10580.....	P39	G10660.....	P26
G10233.....	P87	G10450.....	P84	G10581.....	P37	G10670.....	P23
G10233.....	P90	G10451.....	P55	G10599.....	P13	G10670.....	P25
G10235.....	P37	G10451.....	P80	G10599.....	P22	G10671.....	P45
G10235.....	P44	G10455.....	P51	G10599.....	P37	G10672.....	P88
G10235.....	P91	G10457.....	P37	G10602.....	P15	G10672.....	P89
G10236.....	P37	G10457.....	P37	G10602.....	P19	G10674.....	P89
G10243.....	P75	G10457.....	P37	G10602.....	P21	G10676.....	P88
G10253.....	P47	G10460.....	P41	G10602.....	P26	G10681.....	P81
G10257.....	P47	G10460.....	P55	G10602.....	P43	G10681.....	P95
G10278.....	P95	G10460.....	P55	G10602.....	P50	G10686.....	P58
G10292.....	P95	G10460.....	P55	G10602.....	P90	G10686.....	P75
G10303.....	P42	G10460.....	P55	G10603.....	P19	G10687.....	P9
G10303.....	P43	G10460.....	P55	G10603.....	P21	G10690.....	P19
G10303.....	P44	G10461.....	P37	G10604.....	P19	G10693.....	P97
G10303.....	P91	G10463.....	P39	G10615.....	P95	G10722.....	P57
G10303.....	P91	G10463.....	P39	G10619.....	P95	G10725.....	P57
G10303.....	P92	G10463.....	P39	G10620.....	P3	G10727.....	P58
G10305.....	P81	G10463.....	P55	G10620.....	P9	G10732.....	P5
G10306.....	P83	G10470.....	P19	G10620.....	P15	G10733.....	P95
G10306.....	P90	G10478.....	P43	G10620.....	P25	G10734.....	P95
G10306.....	P97	G10478.....	P50	G10620.....	P43	G10751.....	P5
G10308.....	P13	G10485.....	P89	G10620.....	P44	G10751.....	P44

Part No.	Page	Part No.	Page	Part No.	Page	Part No.	Page
G10751	P91	G11078	P52	G11387	P47	G12039	P59
G10752	P5	G11081	P41	G11387	P47	G12103	P77
G10752	P15	G11091	P5	G11387	P51	G12212-08	P77
G10757	P25	G11091	P9	G11387	P71	G10011101	P5
G10757	P29	G11091	P41	G11387	P81	G10011201	P5
G10758	P25	G11091	P43	G11387	P83	G10018801	P7
G10758	P29	G11091	P75	G11387	P90	G10028601	P11
G10758	P75	G11091	P103	G11387	P91	G10028701	P11
G10765	P33	G11100	P52	G11387	P91	G10028801	P11
G10765	P47	G11151	P21	G11387	P97	G10037301	P7
G10779	P63	G11166	P103	G11389	P33	G10038601	P3
G10804	P47	G11202	P71	G11389	P83	G10074101	P103
G10809	P54	G11202	P71	G11389	P84	G10090401	P7
G10821	P51	G11209	P25	G11389	P89	G10122301	P3
G10844	P57	G11209	P29	G11389	P91	G10201101	P78
G10857	P89	G11228	P33	G11391	P9	G10229401	P71
G10859	P47	G11236	P33	G11391	P13	G10254701	P78
G10862	P55	G11237	P95	G11391	P35	G10322501	P11
G10864	P25	G11288	P75	G11391	P41	G10329801	P15
G10864	P29	G11306	P89	G11391	P43	G10334701	P11
G10871	P83	G11308	P89	G11391	P44	G10334801	P11
G10879	P55	G11314	P41	G11391	P45	G10334901	P11
G10880	P51	G11320	P103	G11391	P57	G10335001	P11
G10888	P89	G11342	P89	G11391	P84	G10335101	P11
G10889	P88	G11353	P89	G11391	P87	G10335201	P11
G10890	P43	G11353	P89	G11391	P91	G10367201	P99
G10890	P92	G11354	P89	G11392	P33	G10383201	P58
G10900	P47	G11385	P25	G11396	P37	G10429101	P19
G10901	P9	G11385	P26	G11396	P51	G10429301	P19
G10901	P89	G11385	P29	G11400	P41	G10475701	P3
G10917	P95	G11385	P69	G11400	P55	G10475701	P71
G10923	P43	G11385	P69	G11400	P55	G10475701	P75
G10923	P51	G11386	P11	G11415	P75	G10500901	P3
G10927	P75	G11386	P11	G11418	P57	G10605101	P41
G10928	P75	G11386	P11	G11419	P13	G10652501	P73
G10931	P75	G11386	P11	G11436	P81	G10652601	P73
G10938	P80	G11386	P42	G11436	P83	G10745401	P71
G10939	P64	G11386	P58	G11453	P52	G10745401	P75
G10940	P11	G11386	P81	G11514	P5	G10984101	P59
G10958	P64	G11386	P83	G11591	P3	G10984201	P59
G10961	P87	G11386	P92	G11592	P3	G10984701	P59
G10966	P25	G11387	P3	G11742	P58	G10984901	P59
G10969	P63	G11387	P9	G11793	P26	G10985101	P59
G10974	P33	G11387	P13	G11862	P13	G10985201	P59
G10984X	P1	G11387	P13	G11874	P45	G10985301	P59
G10991	P83	G11387	P15	G11960	P71	G10985401	P59
G10991	P97	G11387	P16	G11960	P71	G10985501	P59
G11009	P19	G11387	P22	G11961	P71	GA0167	P57
G11009	P21	G11387	P25	G11976	P5	GA0245	P57
G11015	P3	G11387	P29	G12002-35	P59	GA0257	P57
G11073	P26	G11387	P35	G12002-60	P59	GA0312	P81
G11075	P51	G11387	P35	G12015	P59	GA0328	P81

Part No.	Page	Part No.	Page	Part No.	Page	Part No.	Page
GA0810	P81	GA5654	P33	GA7336	P51	GA8603	P27
GA1720	P5	GA5698	P21	GA7417	P47	GA8603	P83
GA1720	P9	GA5699	P21	GA7418	P47	GA8641	P27
GA2007	P15	GA5755	P35	GA7434	P41	GA8685	P81
GA2012L	P7	GA5794	P21	GA7513	P37	GA8760	P33
GA2012R	P7	GA5795	P21	GA7854	P71	GA8845	P81
GA2014	P31	GA5796	P21	GA7854	P75	GA8911	P64
GA2014	P33	GA5834	P21	GA7855	P71	GA8931	P85
GA2014	P81	GA5853	P57	GA7857	P71	GA9144	P71
GA2019	P19	GA5982	P21	GA7859	P71	GA9145	P54
GA2020	P19	GA6038	P21	GA7859	P75	GA9195	P81
GA2068	P43	GA6055	P37	GA8033	P37	GA9207	P69
GA2068	P91	GA6147	P72	GA8041	P41	GA9209	P69
GA2180	P51	GA6147	P75	GA8041	P43	GA9433	P83
GA2660	P89	GA6168	P21	GA8042	P43	GA9434	P83
GA3893	P95	GA6171	P11	GA8046	P72	GA9437	P83
GA4376	P41	GA6171	P13	GA8046	P75	GA9454	P83
GA4444	P23	GA6171	P13	GA8047	P69	GA9455	P83
GA4976	P95	GA6171	P13	GA8047	P72	GA9456	P83
GA4995	P35	GA6171	P87	GA8047	P75	GA9457	P83
GA5089	P43	GA6182	P21	GA8050	P75	GA9472	P87
GA5090	P43	GA6184	P21	GA8072	P55	GA9553	P43
GA5090	P90	GA6187	P21	GA8073	P55	GA9554	P43
GA5105	P42	GA6434	P13	GA8074	P55	GA9714	P17
GA5105	P51	GA6478	P21	GA8075	P54	GA9846	P43
GA5106	P51	GA6527	P95	GA8076	P54	GA9846	P91
GA5107	P51	GA6597	P13	GA8080	P81	GA9870	P41
GA5108	P51	GA6633	P21	GA8081	P81	GA9978	P72
GA5109	P51	GA6699	P69	GA8082	P89	GA9978	P75
GA5109	P90	GA6700	P69	GA8084	P90	GA9979	P72
GA5110	P51	GA6701	P69	GA8086	P89	GA9979	P75
GA5111	P51	GA6741	P25	GA8087	P89	GA10036	P87
GA5112	P51	GA6741	P29	GA8088	P89	GA10037	P87
GA5113	P51	GA6798	P35	GA8097	P35	GA10054	P47
GA5114	P43	GA6800	P39	GA8098	P81	GA10123	P63
GA5114	P43	GA6823	P69	GA8099	P81	GA10137	P15
GA5116	P51	GA6824	P69	GA8114	P89	GA10151	P9
GA5118	P91	GA6832	P31	GA8155	P89	GA10151	P15
GA5121	P41	GA6833	P31	GA8156	P89	GA10157	P3
GA5122	P41	GA6834	P31	GA8168	P91	GA11592	P55
GA5146	P51	GA6838	P31	GA8312	P35	GA12108	P83
GA5202	P43	GA6907	P25	GA8318	P35	GA12109	P83
GA5202	P90	GA6907	P29	GA8326	P26	GA12143	P15
GA5385	P69	GA6966	P83	GA8328	P48	GA12235	P33
GA5552	P65	GA7022	P37	GA8329	P48	GA12236	P31
GA5552	P65	GA7137	P47	GA8335	P37	GA12236	P33
GA5572	P65	GA7144	P48	GA8343	P19	GA12330	P97
GA5600	P71	GA7154	P42	GA8364	P26	GA12403	P72
GA5600	P75	GA7154	P43	GA8366	P26	GA12537	P77
GA5624	P51	GA7154	P90	GA8371	P23	GA12539	P77
GA5629	P51	GA7165	P48	GA8393	P47	GA12540	P77
GA5654	P31	GA7255	P21	GA8483	P80	GA12558	P77

Part No.	Page	Part No.	Page	Part No.	Page	Part No.	Page
GA12559	P77	GA18311	P87	GB0156	P35	GD1026	P83
GA12563	P75	GA18353	P73	GB0169	P35	GD1041	P19
GA12596	P77	GA20640	P15	GB0186	P5	GD1042	P19
GA12598	P77	GA20822	P65	GB0218	P43	GD1059L	P23
GA12852	P77	GA20902	P71	GB0218	P91	GD1059R	P23
GA12853	P77	GA20902	P75	GB0239	P13	GD1060	P23
GA12868	P77	GA20903	P78	GB0254	P13	GD1061	P26
GA13521	P72	GA21104	P61	GB0258	P91	GD1063	P26
GA13562	P77	GA21105	P61	GB0265	P3	GD1065	P9
GA13622	P89	GA21106	P60	GB0266	P3	GD1065	P16
GA13719	P57	GA21106	P61	GB0267	P3	GD1083	P19
GA13980	P71	GA21106	P62	GB0268	P13	GD1085	P13
GA13986	P35	GA21109	P62	GB0274	P3	GD1109	P13
GA14115	P89	GA21111	P60	GB0276	P11	GD1113	P5
GA14158	P89	GA21112	P60	GB0278	P15	GD1114	P50
GA14348	P41	GA21151	P78	GB0278	P26	GD1114	P81
GA14349	P41	GA21152	P78	GB0282	P13	GD1114	P83
GA14412	P41	GA21676	P11	GB0283	P50	GD1114	P88
GA14413	P41	GA21677	P11	GB0287	P50	GD1114	P89
GA14449	P77	GA24239	P27	GB0296	P83	GD1114	P95
GA14450	P77	GA24449	P58	GB0314	P5	GD1132	P31
GA14452	P77	GA24649	P77	GB0322	P83	GD1132	P33
GA15151	P57	GA24652	P77	GB0323	P83	GD1132	P81
GA15197	P13	GA24825	P41	GB0331	P9	GD1138	P81
GA15197	P22	GA24826	P41	GB0331	P15	GD1162	P100
GA15415	P81	GA24828	P41	GB0366	P5	GD1512	P100
GA15415	P83	GA24873	P17	GB0383	P33	GD1657	P80
GA15416	P81	GA24887	P77	GB0387	P31	GD1673	P81
GA15416	P83	GA24891	P67	GB0387	P33	GD1755	P21
GA15422	P103	GA25526	P48	GB0400	P83	GD1862	P89
GA16082	P72	GA25528	P48	GB0405	P83	GD2117	P100
GA16157	P89	GA25529	P48	GB0410	P19	GD2199	P98
GA16349	P77	GA25954	P48	GB0464	P33	GD2200	P37
GA16351	P77	GA26287	P23	GB0554	P57	GD2423	P25
GA16352	P77	GA26920	P7	GB1090	P71	GD2423	P29
GA16355	P79	GA26924-01	P101	GB1090	P71	GD2558	P43
GA16374	P9	GA26924-02	P101	GB1090	P75	GD2558	P50
GA16374	P77	GA26924-03	P101	GB1090	P75	GD2558	P91
GA16374	P79	GA26924-04	P101	GB1223	P5	GD2589	P81
GA16382	P77	GA26924-05	P101	GB1224	P5	GD2597	P57
GA16428	P89	GA26924-06	P101	GB1224	P5	GD2697	P55
GA16826	P77	GA26924-08	P101	GD0453-06	P54	GD2721	P54
GA16829	P77	GA26924-09	P101	GD0487	P81	GD2734-13	P35
GA16831	P77	GA26924-10	P101	GD0652	P55	GD2947	P25
GA16832	P79	GA26924-11	P101	GD0746	P57	GD2947	P29
GA16833	P79	GA26958	P13	GD0840	P57	GD2962	P51
GA16834	P79	GA27038	P33	GD0914-20	P50	GD2971-10	P25
GA16923	P75	GB0110	P19	GD0962	P81	GD2971-11	P55
GA17009	P77	GB0115	P26	GD1026	P9	GD2971-26	P7
GA17547	P48	GB0116	P26	GD1026	P16	GD2984	P100
GA17547	P71	GB0120	P19	GD1026	P25	GD3180-23	P35
GA18208	P21	GB0134	P81	GD1026	P51	GD3214	P55

Part No.	Page	Part No.	Page	Part No.	Page	Part No.	Page
GD3311	P37	GD8751	P71	GD11122	P21	GD12102	P63
GD3311	P37	GD8751	P75	GD11132	P81	GD12501	P64
GD3373	P37	GD8770	P71	GD11132	P83	GD12502	P64
GD3373	P37	GD8770	P75	GD11141	P54	GD12505	P61
GD3612	P3	GD8771	P71	GD11157	P43	GD12505	P62
GD3622	P88	GD8771	P75	GD11158	P42	GD12507	P60
GD3623	P88	GD8778	P21	GD11177	P39	GD12561	P17
GD3951	P88	GD8893-07	P45	GD11219	P25	GD12561	P17
GD5752	P43	GD9120	P13	GD11235	P88	GD12616-78	P50
GD5752	P90	GD9229	P42	GD11239	P15	GD12676	P83
GD5753	P43	GD9254	P27	GD11239	P26	GD12677	P83
GD5753	P90	GD9589	P39	GD11240	P26	GD12679	P83
GD5756	P91	GD9591	P39	GD11259	P3	GD12685	P83
GD5827	P90	GD9667	P47	GD11279	P17	GD13287	P83
GD5835	P50	GD9671	P47	GD11286	P19	GD13309	P87
GD5841	P41	GD9672	P47	GD11297	P26	GD13348	P71
GD5857	P31	GD9688	P37	GD11298	P37	GD13401	P41
GD5857	P43	GD9699	P39	GD11300	P37	GD14217	P5
GD5857	P50	GD9715	P31	GD11305	P25	GD14308	P63
GD5857	P90	GD9720	P31	GD11306	P7	GD14413	P52
GD5860	P90	GD9724	P31	GD11306	P81	GD14414	P52
GD5875	P35	GD9724	P33	GD11313	P22	GD14427	P51
GD5875	P55	GD9762	P39	GD11393-78	P51	GD14431	P51
GD5900-12	P39	GD10036	P5	GD11394-79	P51	GD14432	P51
GD5961	P50	GD10102	P47	GD11394-90	P51	GD14512	P47
GD6291	P75	GD10103	P47	GD11395	P50	GD14513	P47
GD6551	P51	GD10104	P47	GD11413	P15	GD14529	P63
GD6825-10.5	P91	GD10123	P47	GD11413	P26	GD14534	P37
GD6825-11.625	P43	GD10200	P47	GD11424	P23	GD15386	P55
GD6825-12.25	P91	GD10207	P63	GD11474	P71	GD15698	P19
GD6825-12.75	P42	GD10283	P57	GD11474	P75	GD15699	P21
GD7127	P51	GD10510	P47	GD11490	P41	GD16245	P3
GD7145	P47	GD10519	P33	GD11508	P22	GD16598	P75
GD7145	P69	GD10525	P47	GD11509	P22	GD17046	P37
GD7145	P91	GD10528	P47	GD11528	P19	GD17052	P15
GD7148	P26	GD10529	P47	GD11557	P83	GD18013	P75
GD7258	P26	GD10674-02	P55	GD11558	P83	GD18118	P71
GD7318	P9	GD10777	P88	GD11677	P27	GD18118	P75
GD7318	P16	GD10963	P25	GD11700	P95	GD18168	P71
GD7426	P51	GD10963	P29	GD11705	P81	GD18168	P75
GD7803	P27	GD10984	P25	GD11787	P19	GD18176	P77
GD7804	P27	GD10984	P29	GD11950	P64	GD18407	P77
GD7822	P51	GD10991	P11	GD11953	P87	GD18408	P77
GD7878	P21	GD10993	P3	GD11962	P9	GD18704	P19
GD7944	P41	GD11001	P3	GD11962	P16	GD19292	P27
GD7948	P37	GD11045	P43	GD11962	P25	GD19333	P19
GD7972	P37	GD11045	P51	GD11963-01	P90	GD19343	P51
GD7976	P35	GD11089	P69	GD11983	P63	GD19344	P51
GD8218	P55	GD11089	P71	GD11999	P64	GD19759	P75
GD8237	P21	GD11089	P75	GD12102	P60	GD19790	P19
GD8260	P35	GD11115	P55	GD12102	P61	GD20060	P89
GD8460	P13	GD11120	P47	GD12102	P62	GD20461	P41

Part No.	Page	Part No.	Page	Part No.	Page	Part No.	Page
GD21142	P55	GR0515	P35	GR1104	P97	GR1897	P19
GD21143	P55	GR0516	P35	GR1112	P97	GR1919	P89
GD21337	P5	GR0586	P71	GR1116	P97	GR1941	P89
GD21540	P57	GR0664	P19	GR1118	P97	GR1956	P69
GD22685	P103	GR0880	P95	GR1120	P97	GR1956	P69
GD22692	P103	GR0881	P95	GR1122	P91	GR1957	P69
GD23002	P63	GR0882	P95	GR1123	P97	GR1958	P69
GD23773	P9	GR0883	P95	GR1124	P97	GR2003	P97
GD23774	P9	GR0911	P91	GR1134	P97	GR2127MPP	P102
GD24545	P3	GR0912	P43	GR1208	P69	GR2185	P97
GD26146	P13	GR0912	P43	GR1208	P69	GR2203	P65
GD26598	P87	GR0912	P51	GR1303	P47	GR2225	P61
GD26973	P33	GR0912	P91	GR1304	P47	GR2225	P62
GD27235	P60	GR0912	P91	GR1305	P47	GR2228	P60
GD27235	P61	GR1015	P89	GR1306	P47	GR2240MPP	P103
GD27235	P62	GR1015	P95	GR1389	P97	GR2241MPP	P103
GD28390	P3	GR1016	P89	GR1414	P71	GR2279	P77
GD29507	P15	GR1016	P95	GR1414	P75		
GD29798	P3	GR1017	P89	GR1415	P71		
GD30221	P58	GR1017	P95	GR1415	P75		
GD30388	P62	GR1018	P89	GR1465	P63		
GD30722	P58	GR1018	P95	GR1521	P63		
GD30723	P58	GR1019	P89	GR1526	P64		
GD30725	P7	GR1019	P95	GR1533	P85		
GD30725	P33	GR1032	P65	GR1535	P85		
GD30725	P81	GR1033	P65	GR1540	P85		
GD31466	P87	GR1034	P65	GR1541	P85		
GD34178	P41	GR1035	P65	GR1542	P85		
GD34209	P63	GR1036	P65	GR1543	P85		
GD35127	P45	GR1037	P39	GR1543	P97		
GD35339	P45	GR1037	P63	GR1544	P85		
GD35340	P45	GR1037	P65	GR1545	P85		
GD35444	P7	GR1037	P65	GR1569	P19		
GD36277	P25	GR1037	P67	GR1570MPP	P102		
GD36709	P11	GR1037	P67	GR1574	P85		
GD36713	P11	GR1038	P65	GR1708	P89		
GD36856	P7	GR1039	P65	GR1709	P89		
GD36860	P7	GR1040	P65	GR1762	P72		
GD36895	P13	GR1041	P65	GR1763	P72		
GD36922	P19	GR1042	P65	GR1795	P97		
GD36990	P7	GR1043	P65	GR1797	P97		
GD37038	P42	GR1044	P65	GR1799	P97		
GD37039	P42	GR1045	P39	GR1801	P97		
GM0310-01	P103	GR1045	P39	GR1802	P97		
GM0310-02	P103	GR1045	P65	GR1804	P97		
GR0146MPP	P102	GR1045	P65	GR1805	P97		
GR0150	P57	GR1045	P65	GR1806	P97		
GR0151	P57	GR1045	P67	GR1808	P97		
GR0196	P3	GR1046	P65	GR1838	P77		
GR0196	P25	GR1047	P65	GR1839	P77		
GR0196	P26	GR1047	P65	GR1842MPP	P103		
GR0270	P41	GR1048	P65	GR1848	P19		

This page left blank intentionally.