

This page left blank intentionally.

ROW UNIT

Shank Assembly, Seed Tube, and Depth Adjustment P1

Parallel Arms, Mounting Support Plate, and
Quick Adjustable Down Force Springs P3

15" Seed Opener Disc Blade/Bearing
Assembly, and Scrapers P5

Gauge Wheels P7

Covering Discs/Single Press Wheel. P9

"V" Closing Wheels P11

Drag Closing Attachment. P13

Hopper Support and Meter Drive. P15

Seed Hopper and Lid. P17

Finger Pickup Seed Meter P19

Brush-Type Seed Meter. P21

Granular Chemical Hopper and
Hopper Panel Extension P23

Granular Chemical Meter and Meter Drive P25

Granular Chemical Banding Options P27

Spring Tooth Incorporator P29

Row Unit Mounted No Till Coulter P30

Row Unit Mounted Bed Leveler P31

Row Unit Mounted Disc Frower P33

Row Unit Mounted Residue Wheel P35

Coulter Mounted Residue Wheels P37

Frame Mounted Coulter W/Residue Wheels P39

BASE MACHINE

Hitch and Safety Chain P41

Frame/Manifold Assembly P43

Hydraulic Wing Fold P45

Transport and Ground Drive Wheel Assembly. P47

Contact Wheel and Arm Assembly P49

Point Row Clutch P53

Point Row Clutch Electrical Components P55

Two-Speed Point Row Clutch. P57

Two-Speed Point Row Clutch Electrical Components . . . P59

Two-Speed Point Row Clutch Drive. P61

Seed Rate Transmission Assembly and Driveline P65

Row Marker Assembly P69

Row Marker Spindle/Hub/Blade. P71

Water Tank Assembly. P73

HYDRAULICS

Master Lift Cylinder P75

Slave Lift Cylinder P76

Assist Cylinder P78

Row Marker (Cushion) Cylinder. P79

Hydraulic Wing Fold Cylinder. P80

Row Marker Sequencing/Flow Control Valve P81

Hydraulic Wing Fold Selector Valve P82

Hydraulic System. P83

ELECTRONICS

Electrical Components. P85

KPM III Electronic Seed Monitor P87

FERTILIZER

Double Disc Fertilizer Opener P91

Notched Single Disc Fertilizer Opener. P93

Depth/Gauge Wheel Attachment for
Notched Single Disc Fertilizer Opener P97

Liquid Fertilizer Tanks, Saddles,
Saddle Mounts, and Hoses P99

Liquid Fertilizer Piston Pump Drive P101

Liquid Fertilizer Flow Divider Mount and Hoses. P105

Liquid Fertilizer Piston Pump Flow Divider P107

Liquid Fertilizer Piston Pump
(Uses 18 Tooth Sprocket) P109

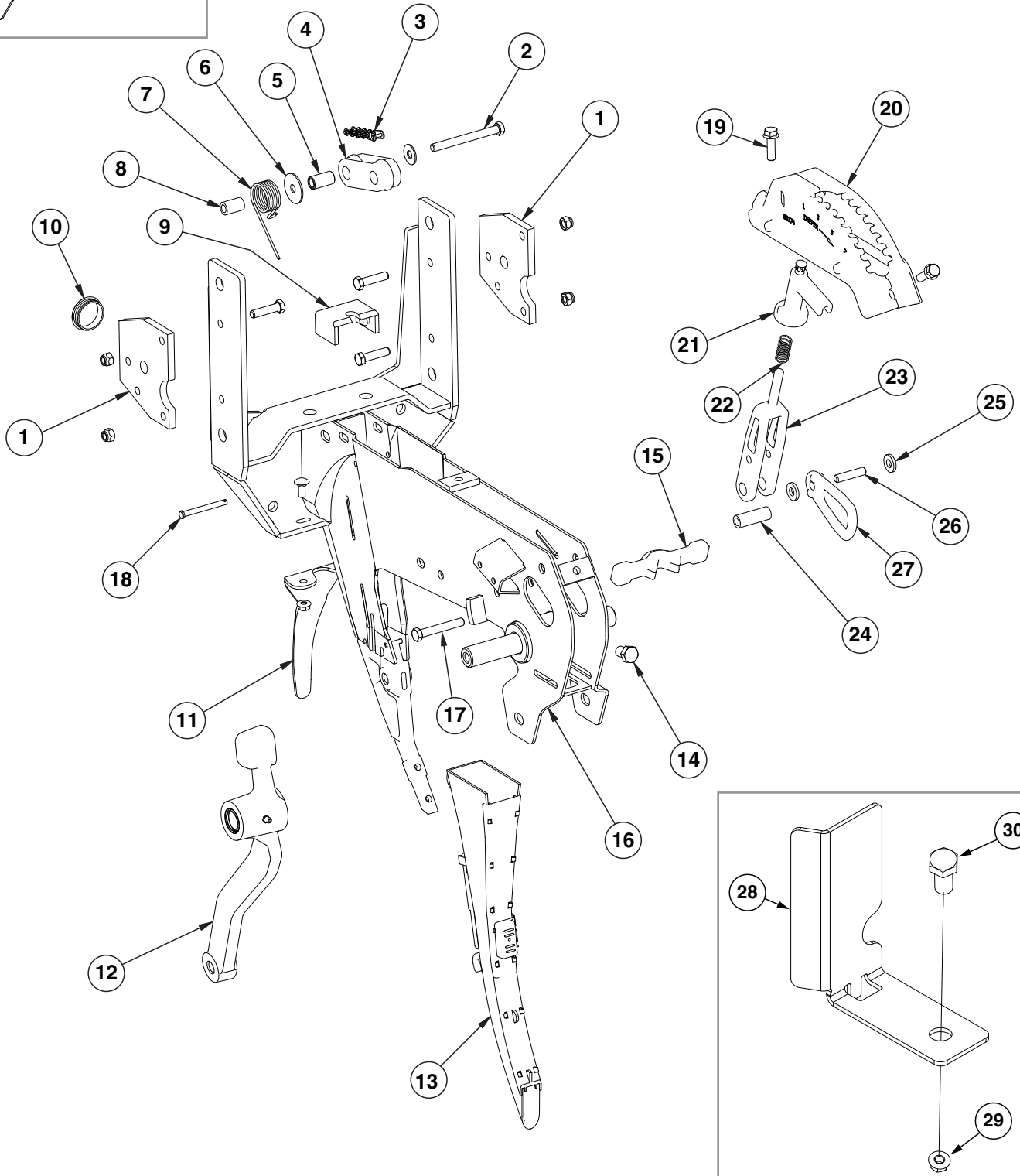
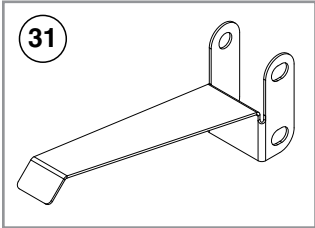
Liquid Fertilizer Tube In Furrow P111

MISCELLANEOUS

Decals, Paint, and Miscellaneous P113

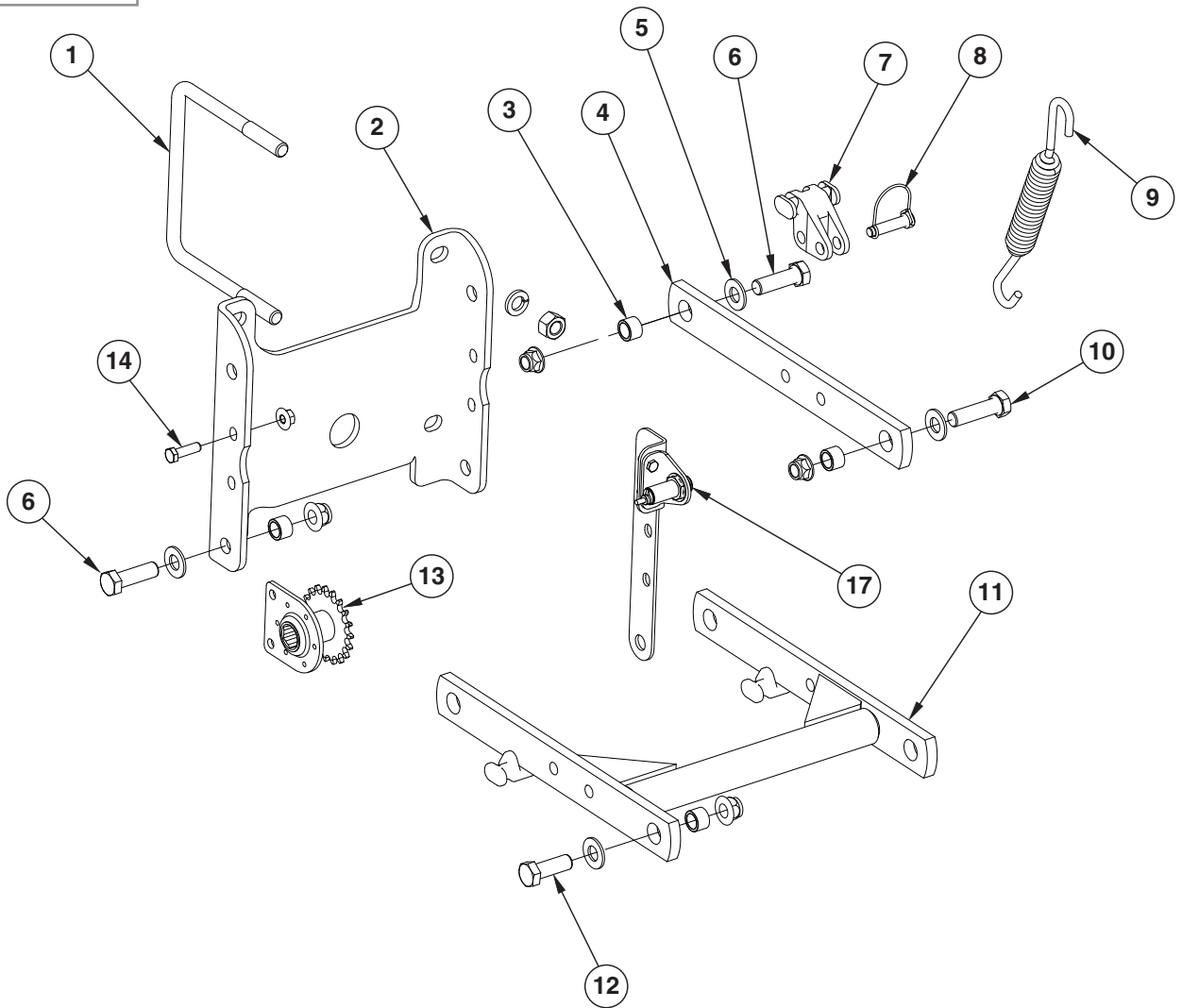
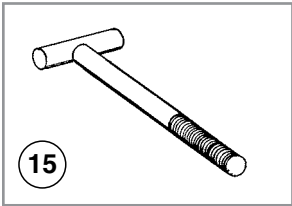
Numerical Index. P120

(IP1274)



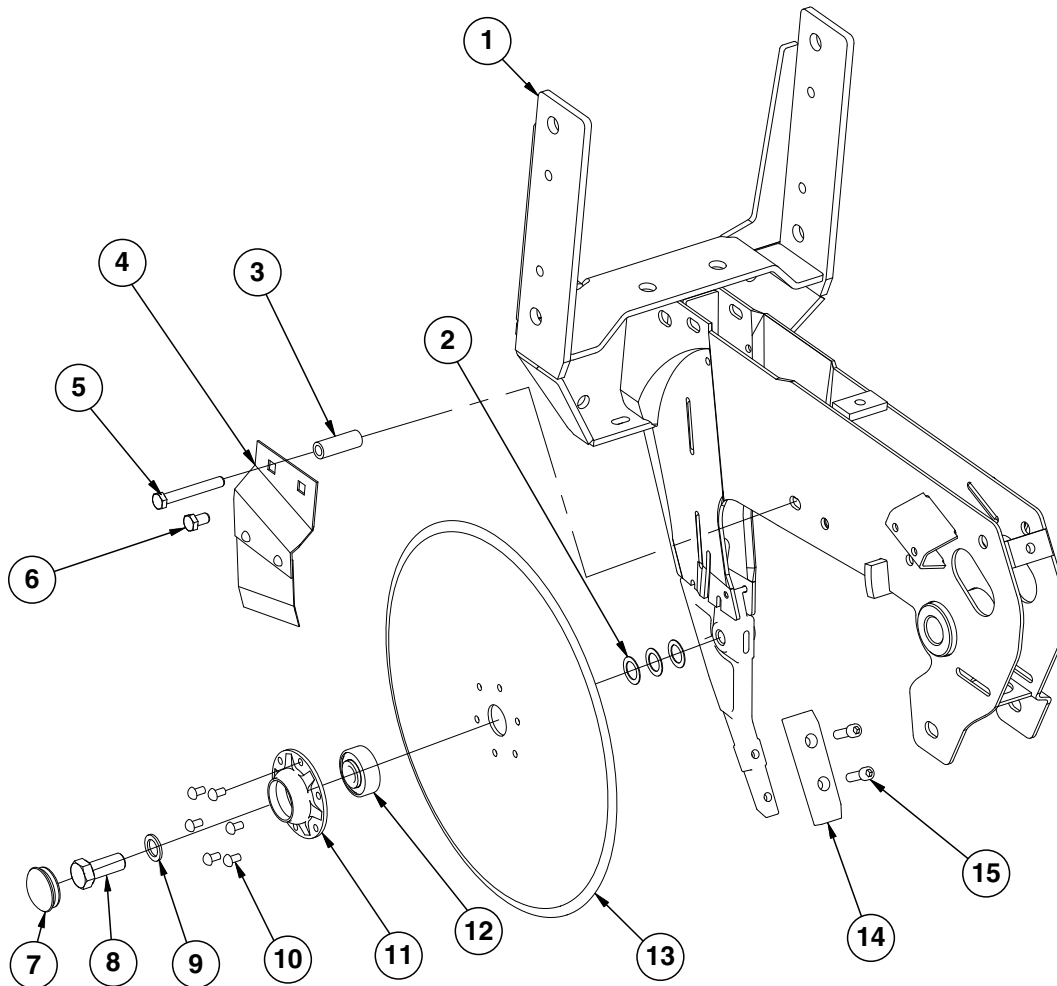
ITEM	PART NO.	QTY. (Per Row)	DESCRIPTION
1	GD24545	2	Stop
	G10003	3	Hex Head Cap Screw, 3/8"-16 x 1 1/2"
	G10108	4	Lock Nut, 3/8"-16
2	G10326	1	Hex Head Cap Screw, 3/8"-16 x 3 3/4"
	G11387	1	Flat Washer, 3/8" SAE
3	G3303-98	-	Chain, No. 41, 98 Pitch Including Connector Link (Mechanical)
	G3303-16	-	Chain, No. 41, 16 Pitch Including Connector Link (Used W/Row Unit Extension Brackets)
	GR0196	-	Connector Link, No. 41
4	GD11962	1	Idler
5	GD1026	1	Sleeve, 1 3/16" Long
6	G10201	1	Special Washer, 3/8" x 1 1/2" O.D.
7	GD1065	1	Idler Spring
8	GD7318	1	Sleeve, 1" Long
9	GD16245	1	Sun Shade (Rubber)
10	GD11845	1	Dust Cap
11	GD28390	1	Shield
	G10312	2	Carriage Bolt, 5/16"-18 x 3/4"
	G10620	2	Serrated Flange Nut, 5/16"-18
12	---	-	See "Gauge Wheels" on page P7
13	---	-	See "KPM III Electronic Seed Monitor" on page P99
14	G10438	1	Hex Head Cap Screw, 1/2"-13 x 3/4"
15	GB0265	1	Pivot Link, Depth Adjustment
16	GA10157	1	Shank W/Gauge Wheel Pivot Spindle And Set Screw
17	G11592	1	Hex Head Cap Screw, 3/8"-24 x 2 3/4", Grade 8
	G11591	1	Nylon Lock Nut, 3/8"-24, Grade C
18	G10551	1	Clevis Pin, 1/4" x 2 1/2"
	G10669	1	Hair Pin Clip, No. 22
19	G11015	2	Hex Washer Head Cap Screw, 3/8"-16 x 1 1/4"
20	GB0274	1	Cover, Depth Adjustment
21	GB0266	1	Handle, Depth Adjustment
	GD3612	-	Cap Plug
22	GD10993	1	Spring
23	GB0267	1	Lever, Depth Adjustment
24	GD11259	1	Sleeve, 3/8" I.D. x 5/8" O.D. x 1 25/32" Long
25	G10207	1	Washer, 7/8" O.D. x 1 3/32" I.D. x .134" (If Applicable)
26	GD13361	1	Pin, 3/8" x 1 2/3"
27	GB0285	1	Collar, Depth Adjustment
28	GD29798	1	Chain Guard
29	G10071	1	Serrated Flange Nut, 1/2"-13
30	G10014	1	Hex Head Cap Screw, 1/2"-13 x 1"
31	GD29806	-	Seed Tube Bracket

(IP1277/RU78b)



ITEM	PART NO.	QTY. (Per Row)	DESCRIPTION
1	GD1114	2	U-Bolt, 7" x 7" x 5/8"-11
	G10230	4	Lock Washer, 5/8"
	G10104	4	Hex Nut, 5/8"-11
2	GD10036	1	Mounting Support Plate
3	GB0218	8	Bushing, 2 1/32" I.D. x 7/8" O.D. x 1 9/32" Long
4	GD11422	2	Upper Parallel Arm
5	G11391	8	Flat Washer, 5/8" SAE
6	G10732	4	Hex Head Cap Screw, 5/8"-18 x 2"
	G11514	4	Non-Serrated Flange Locknut, 5/8"-18
7	GB0186	2	Spring Anchor
8	GD14217	2	Tab Lock Pin, 7/16" x 1 1/2"
9	GD8249	4	Standard Spring
	GD21337		Heavy Duty Down Pressure Spring
10	G10752	2	Hex Head Cap Screw, 5/8"-18 x 2 1/4"
	G11514	2	Lock Nut, 5/8"-18
11	GA24693	1	Lower Parallel Arm
12	G10751	2	Hex Head Cap Screw, 5/8"-18 x 1 3/4"
	G11514	2	Lock Nut, 5/8"-18
13	GA1720	1	Bearing/Sprocket, 7/8" Hex Bore
14	G10004	2	Hex Head Cap Screw, 3/8"-16 x 1 1/4"
	G11091	2	Serrated Flange Nut, 3/8"-16
15	GA8140	-	T-Bolt, 5/8"-11 x 7"
	G10230	-	Lock Washer, 5/8"
	G10104	-	Hex Nut, 5/8"-11
16	---	-	---
17	GA16830	1	Sensor
	GA16868	1	Implement Switch Adapter Cable
	GD24352	1	Sensor Bracket
	GD24126	1	Implement Switch Bracket, Long
	G11491	2	Washer
	G10110	2	Lock Nut, 1/4"-20, Grade B
	G11385	2	Flat Washer, 1/4" SAE
G10023	2	Hex Head Cap Screw, 1/4"-20 x 3/4"	
A	G6326X	-	U-Bolt Package For 7" x 7" Toolbar, Includes: (2) GD1114, (4) G10230, (4) G10104
B	G1K528	-	Implement Switch Kit, Includes: (1)A16868, (1)A16829, and (1)IS826

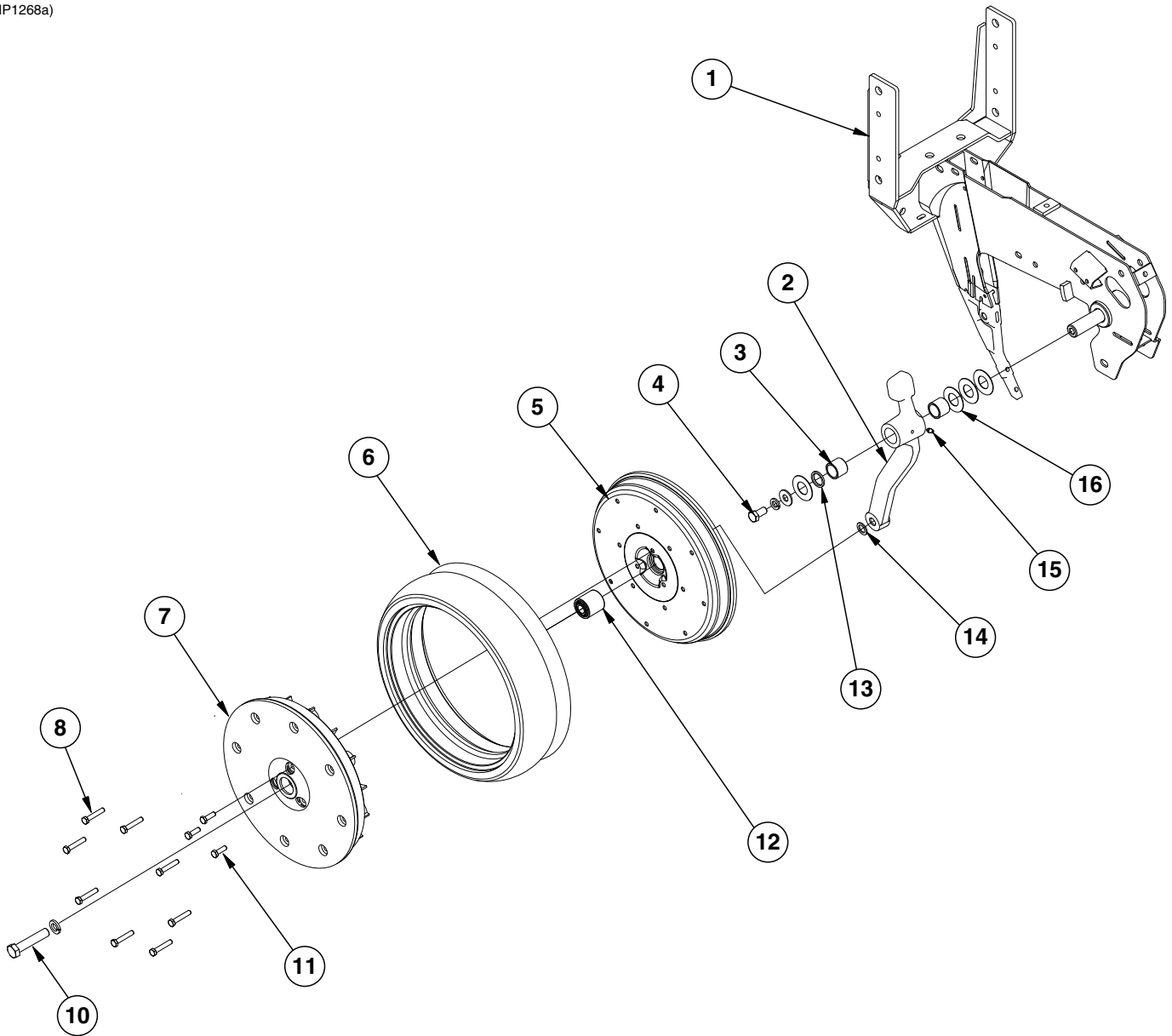
(IP1272)



ITEM	PART NO.	QTY. (Per Row)	DESCRIPTION
1	---	-	See "Shank Assembly, Seed Tube, and Depth Adjustment" on page P1
2	GD30725	-	Machine Bushing, 5/8" (.030" Thick)(As Required)
3	GD2971-26	1	Sleeve, 3/8" I.D. x 5/8" O.D. x 1.63" Long
4	GA2012R GA2012L	1 -	Disc Scraper, R.H. Disc Scraper, L.H. (Shown)
5	G10325 G10622	1 1	Hex Head Cap Screw, 3/8"-16 x 2 3/4" Serrated Flange Nut, 3/8"-16
6	G10328 G10622	2 1	Hex Head Cap Screw, 3/8"-16 x 5/8" Serrated Flange Nut, 3/8"-16
7	GD11845	2	Dust Cap
8	GD11017	1	Special Hex Head Cap Screw, 5/8"-11 x 1 1/2", L.H. Threads
9	G10204	2	Special Machine Bushing, 5/8" x 1" O.D.
10	G10427	12	Rivet, 1/4" x 1/2"
11	GD10473	2	Bearing Housing
12	GA2014	2	Bearing
13	GD11306	2	Disc Blade, 3.5 mm x 15"
14	GB0301	1	Seed Tube Guard/Inner Scraper
15	G10912	2	Hex Socket Head Cap Screw, 5/16"-18 x 1", Grade 8
A	GA8324	-	Disc Blade/Bearing Assembly, Less Dust Cap (Items 10-13)

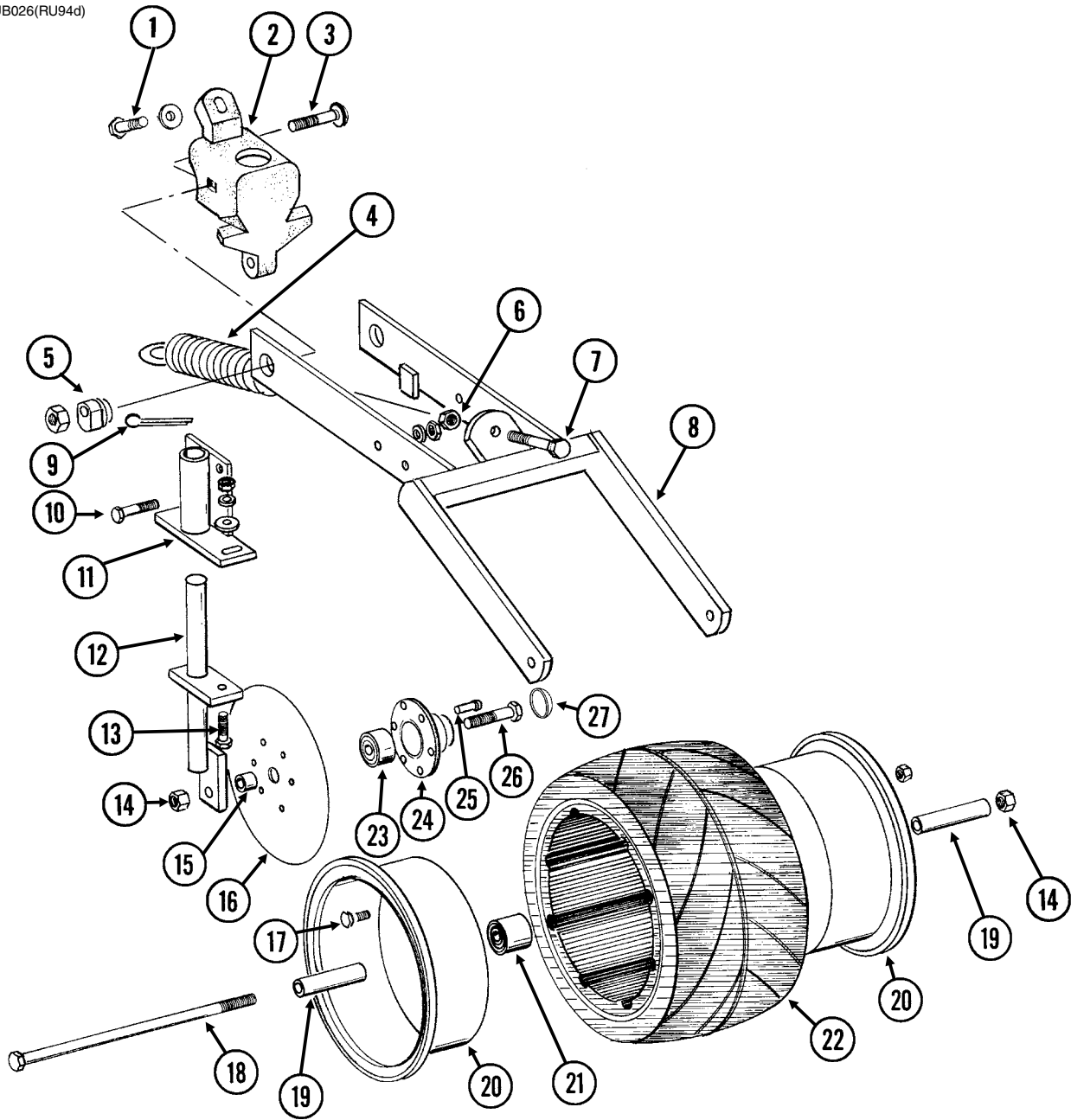
This page left blank intentionally.

(IP1268a)



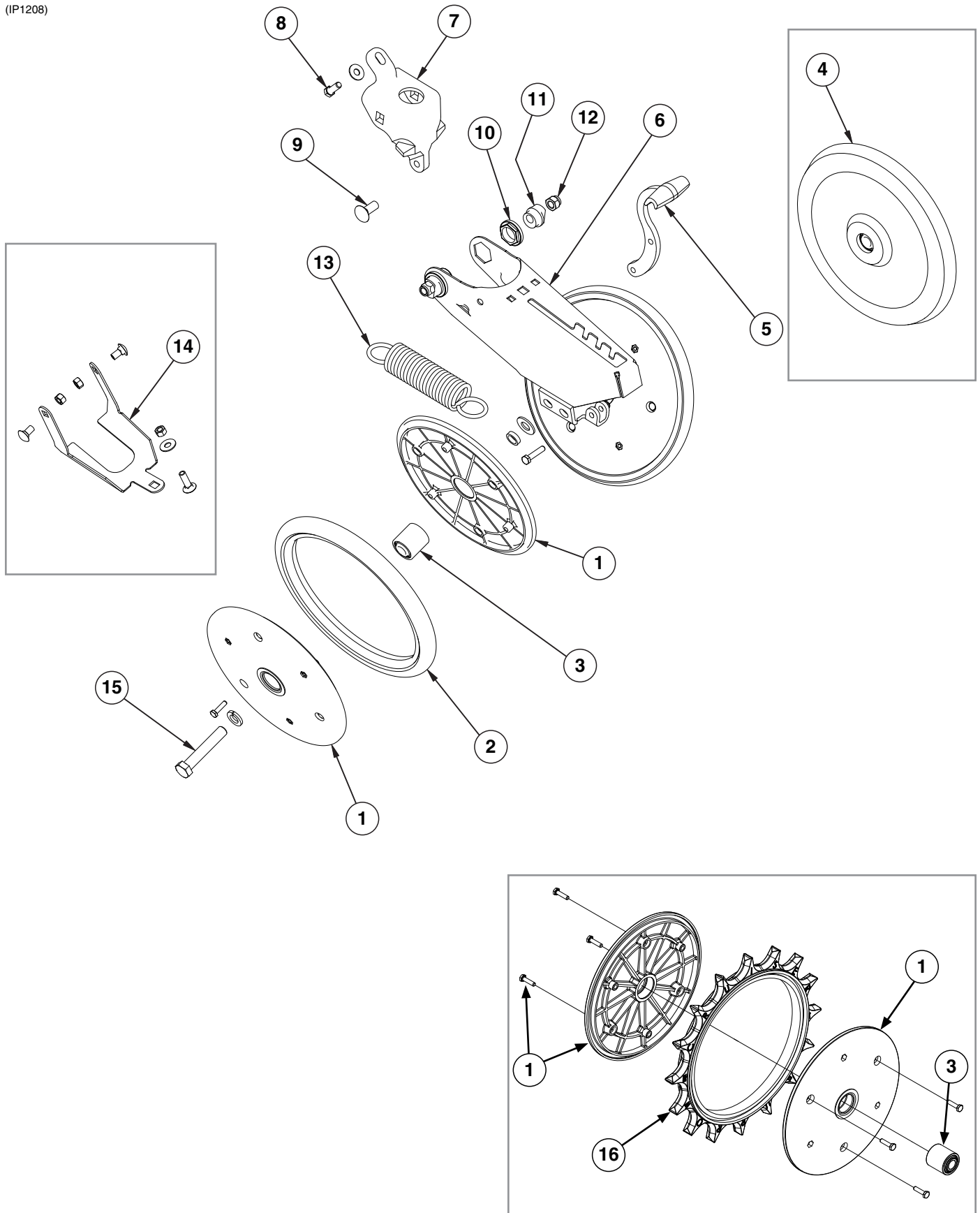
ITEM	PART NO.	QTY. (Per Row)	DESCRIPTION
1	---	-	See "Shank Assembly, Seed Tube, and Depth Adjustment" on page P1
2	GA7975	1	Wheel Arm W/Grease Fitting, Bushings And Seals, L.H. (Shown) (Includes Items 3 and 13)
	GA7976	1	Wheel Arm W/Grease Fitting, Bushings And Seals, R.H. (Includes Items 3 and 13)
3	GB0276	2	Bushing, 1" I.D. x 1¼" O.D. x 1" Long (Per Arm)
4	G10014	1	Hex Head Cap Screw, ½"-13 x 1"
	G10228	2	Lock Washer, ½"
	G10216	2	Washer, ½" USS
5	GD31466	4	Half Wheel, Black
6	GD1086	2	Tire
7	GD34206	2	Half Wheel, Black
8	G10031	8	Hex Head Cap Screw, ⅝"-18 x 1¾"
	G10109	8	Lock Nut, ⅝"-18, Grade 8
9	G10338	12	Carriage Bolt, ⅝"-18 x 1¼"
	G10620	12	Serrated Flange Nut, ⅝"-18
10	G10010	2	Hex Head Cap Screw, ⅝"-11 x 3"
11	G10019	14	Hex Head Cap Screw, ⅝"-18 x 1"
	G10109	14	Lock Nut, ⅝"-18, Grade 8
12	GA6171	2	Bearing
13	GD10991	2	Seal (Per Arm)
14	G10204	2	Special Machine Bushing, ⅝" x 1" O.D.
15	G10640	1	Grease Fitting, ¼"-28 (Per Arm)
16	G10940	-	Machine Bushing, 1" (.048" Thick)
A	GA24576	-	Gauge Wheel Complete (Items 5-9 And 11-12)
B	G1K296	-	Gauge Wheel Arm Bushing And Seal Driver Kit, Includes: (1) Seal Driver, (1) Bushing Driver, (1) Instruction

RUA054/RUB026(RU94d)



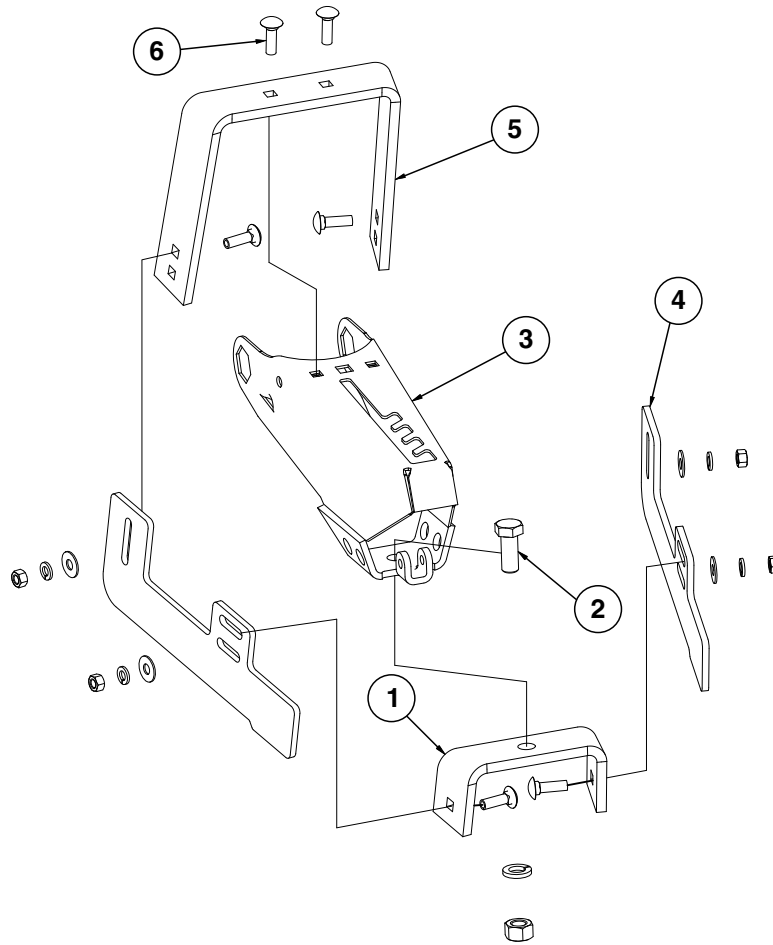
ITEM	PART NO.	QTY. (Per Row)	DESCRIPTION
1	G10001	1	Hex Head Cap Screw, 3/8"-16 x 1"
	G11387	1	Flat Washer, 3/8" SAE
2	GB0268	1	Wheel Arm Stop
3	G11419	2	Carriage Bolt, 1/2"-13 x 2 1/4"
	G10315	-	Carriage Bolt, 1/2"-13 x 2 1/2" (Used W/Straight Drop In-Furrow Granular Chemical Bracket)
	G10102	2	Hex Nut, 1/2"-13
4	GA2054	1	Spring
5	GB0239	2	Eccentric Bushing
6	G10102	1	Hex Nut, 1/2"-13
7	G10015	1	Adjusting Bolt, 1/2"-13 x 5"
8	GA6619	1	Mounting Arm
9	G10463	2	Cotter Pin, 1/4" x 1 1/2"
10	G10171	4	Hex Head Cap Screw, 5/16"-18 x 1 1/4"
	G10232	4	Lock Washer, 5/16"
	G10106	4	Hex Nut, 5/16"-18
11	GA6620	2	Bracket
12	GA6618	2	Mount
13	G10303	2	Carriage Bolt, 5/16"-18 x 1"
	G11386	2	Flat Washer, 5/16" SAE
	G10232	2	Lock Washer, 5/16"
	G10106	2	Hex Nut, 5/16"-18
14	G10107	3	Lock Nut, 5/8"-11
15	GD1109	2	Bushing, 4 1/4" I.D. x 7/8" O.D. x 1/4" Long
16	GD9290	2	Disc Blade, 8"
17	G10018	7	Hex Head Cap Screw, 5/16"-18 x 5/8"
	G10109	7	Lock Nut, 5/16"-18, Grade 8
18	G10152	1	Hex Head Cap Screw, 5/8"-11 x 9"
19	GD3180-12	2	Sleeve, 5/8" I.D. x 7/8" O.D. x 2 7/8" Long
20	GD9562	2	Half Wheel
21	GA6171	1	Bearing
22	GD9305	1	Tire
23	GA2014	2	Bearing
24	GD10473	2	Bearing Housing
25	G10427	12	Rivet, 1/4" x 1/2"
26	G10006	2	Hex Head Cap Screw, 5/8"-11 x 2 1/4"
27	GD11845	2	Dust Cap
A	GA6733	-	Single Press Wheel Complete W/Bearing (Items 17 And 20-22)
B	GA6801	-	Covering Disc Blade Complete W/Bearing (Items 16 And 23-25)

(IP1208)



ITEM	PART NO.	QTY. (Per Row)	DESCRIPTION
1	GD9120	4	Nylon Half Wheel
	G10064	12	Hex Head Cap Screw, 1/4"-20 x 1"
2	GD1085	2	Rubber Tire, 1" x 12"
3	GA6171	2	Bearing
4	GA6597	1	Cast Iron Closing Wheel W/Bearing
	GA6171	1	Bearing
5	GB0254	1	Lever
	G10133	1	Hex Head Cap Screw, 5/16"-18 x 1 1/2"
	G10109	1	Lock Nut, 5/16"-18, Grade 8
6	GA15197	1	Arm
7	GB0268	1	Wheel Arm Mount
8	G10001	1	Hex Head Cap Screw, 3/8"-16 x 1"
	G11387	2	Flat Washer, 3/8" SAE
9	G11419	2	Carriage Bolt, 1/2"-13 x 2 1/4"
	G10315	-	Carriage Bolt, 1/2"-13 x 2 1/2" (Used W/Straight Drop In-Furrow Granular Chemical Bracket)
	G11387	-	Flat Washer, 3/8" SAE
10	GB0282	2	Stepped Bushing
11	GB0239	2	Eccentric Bushing
12	G10111	2	Lock Nut, 1/2"-13
13	GD8460	1	Spring
14	G1K345	-	Closing Wheel Shield Kit W/Hardware and Instruction
	GD26146	1	Closing Wheel Shield (Included W/G1K345)
	G10599	1	Carriage Bolt, 3/8"-16 x 1 1/4" (Included W/G1K345)
	G10308	2	Carriage Bolt, 3/8"-16 x 3/4" (Included W/G1K345)
	G10101	3	Hex Nut, 3/8"-16 (Included W/G1K345)
15	G10013	2	Hex Head Cap Screw, 5/8"-11 x 3 1/2"
	G11391	2	Flat Washer, 5/8" SAE
	GD1109	2	Bushing, 4 1/64" I.D. x 7/8" O.D. x 1/4" Long
	G10230	2	Lock Washer, 5/8"
	G10107	2	Lock Nut, 5/8"-11
16	GD31353MPP	2	Spiked Wheel Insert (Package of 2)
A	GA6434	-	Rubber Closing Wheel Complete W/Bearing (Items 1-3)
B	GA22165	-	Spiked Closing Wheel Complete W/Bearing (Items 1, 3, and 16)

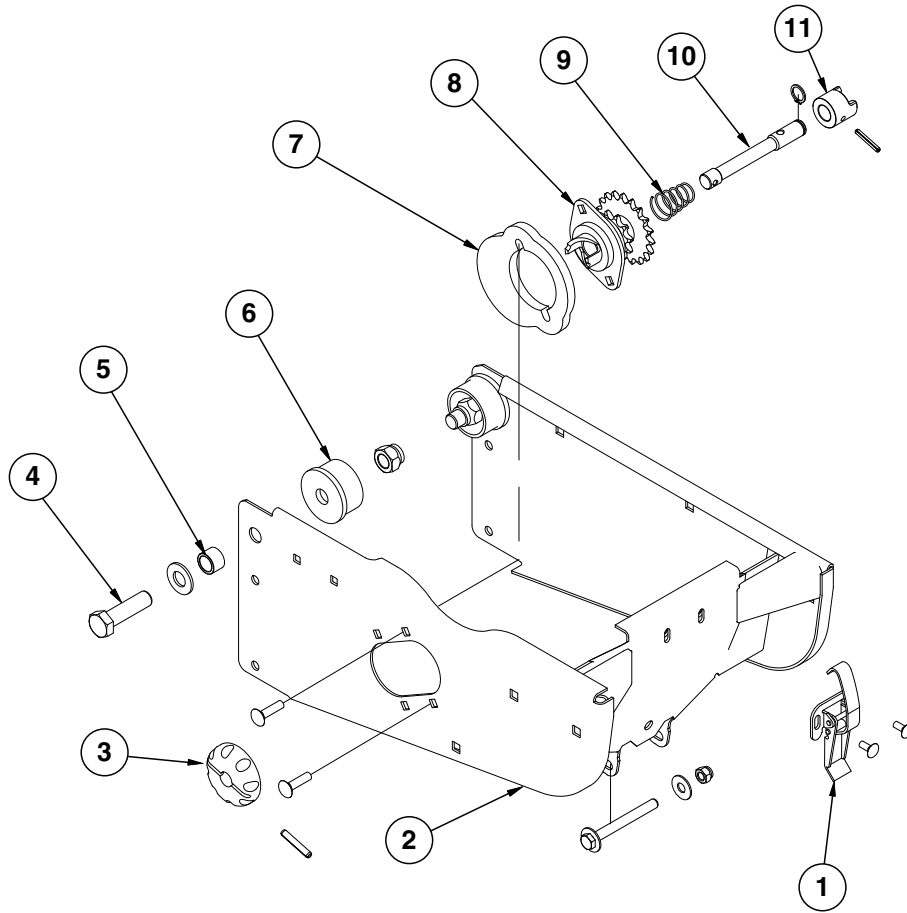
(IP1202)



ITEM	PART NO.	QTY. (Per Row)	DESCRIPTION
1	GD11509	1	Rear Bracket
2	G10007	1	Hex Head Cap Screw, 5/8"-11 x 1 1/2"
	G10230	1	Lock Washer, 5/8"
	G10104	1	Hex Nut, 5/8"-11
3	GA15197	1	Arm
4	GD11313	2	Blade
5	GD11508	1	Front Bracket
6	G10599	6	Carriage Bolt, 3/8"-16 x 1 1/4"
	G10229	6	Lock Washer, 3/8"
	G11387	6	Flat Washer, 3/8" SAE
	G10101	6	Hex Nut, 3/8"-16
A	G7566X	-	Drag Closing Attachment Complete (Items 1-6)

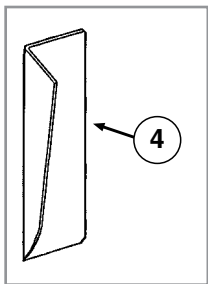
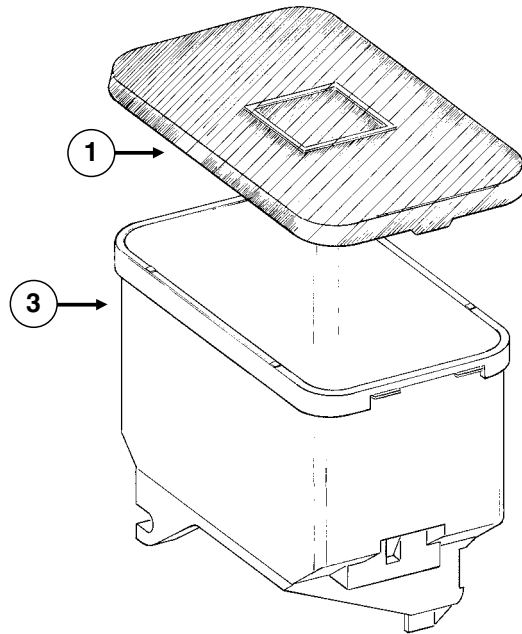
This page left blank intentionally.

(IP1209)



ITEM	PART NO.	QTY. (Per Row)	DESCRIPTION
1	GA2007	1	Hopper Hold Down Latch
	G10621	2	Serrated Flange Nut, 1/4"-20
	G10309	2	Carriage Bolt, 1/4"-20 x 5/8", Grade 2
2	GA10155	1	Hopper Support
	G10061	1	Hex Head Cap Screw, 3/8"-16 x 3 1/2"
	G11387	2	Flat Washer, 3/8" SAE
	G10108	1	Lock Nut, 3/8"-16
3	GD11239	1	Knob
4	G10752	2	Hex Head Cap Screw, 5/8"-18 x 2 1/4"
	G11391	2	Flat Washer, 5/8" SAE
	G10412	2	Lock Nut, 5/8"-18
5	GB0218	2	Bushing, 2 1/32" I.D. x 7/8" O.D. x 1 9/32" Long
6	GB0314	2	Hopper Mount
7	GB0331	1	Clutch Adapter Plate
	G10620	2	Serrated Flange Nut, 5/16"-18
	G10338	2	Carriage Bolt, 5/16"-18 x 1 1/4"
8	GA10137	1	Double Sprocket And Bearing, Drive Clutch, 11/19 Tooth (Mechanical)
9	GD11413	1	Spring
10	GD29507	1	Clutch Shaft
	G10567	1	External Retaining Ring, 5/8"
11	GB0278	1	Coupler
	G10602	1	Spring Pin, 1/4" x 1 1/2"
A	GA10151	-	Seed Meter Clutch Assembly, 11/19 Tooth (Items 3 And 8-11)

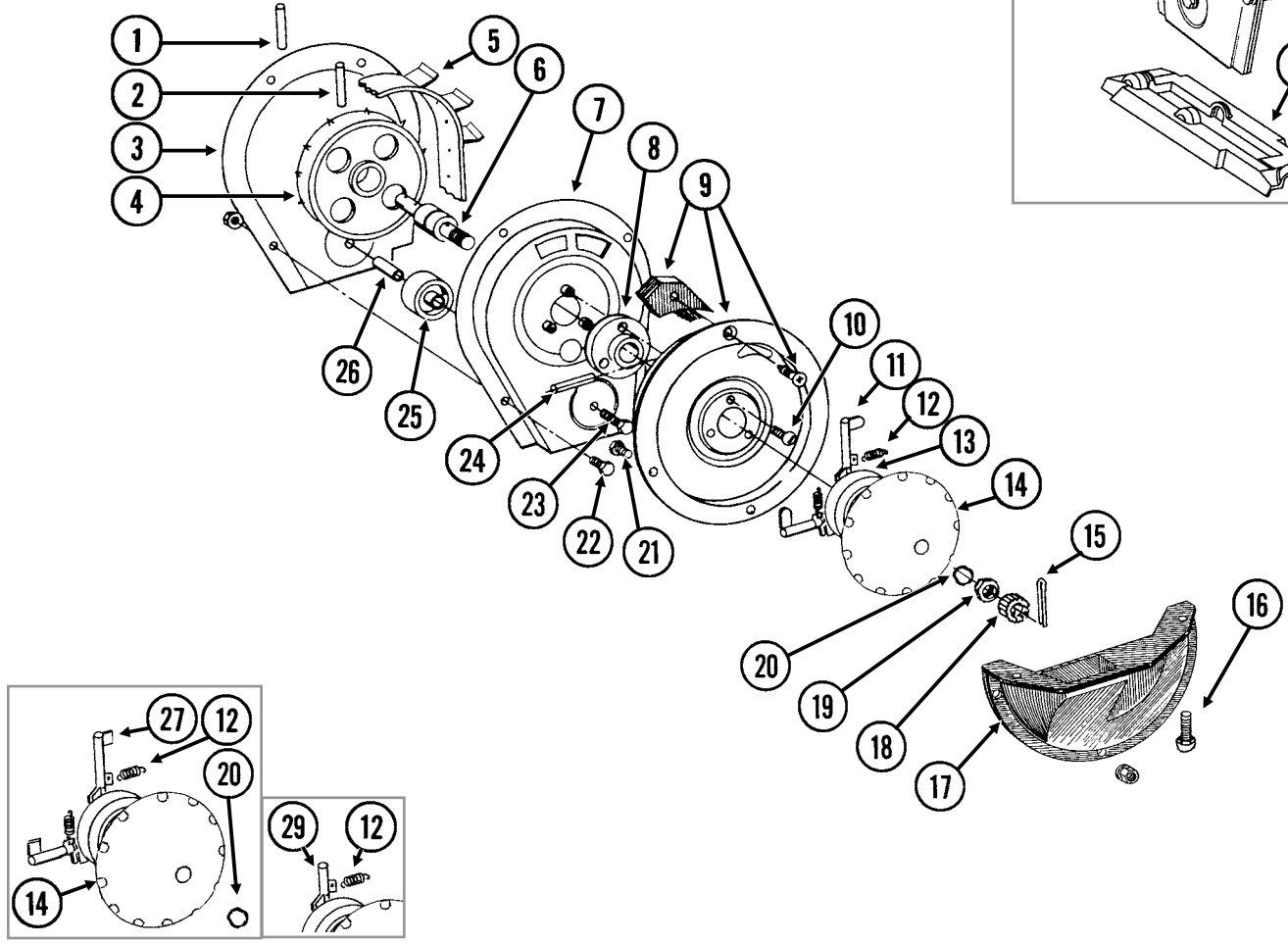
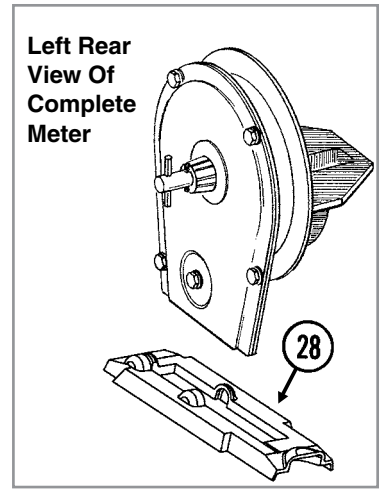
(METR12/RU87e)



ITEM	PART NO.	QTY.	DESCRIPTION
1	GD11279	1	Lid
2	---	-	---
3	GA9714 GD12561	1 -	Seed Hopper, Reinforced (Mechanical) Threaded Insert, 5/16"-18 (Included W/GA9714)
4	GD11747	1	Seed Reserve Baffle

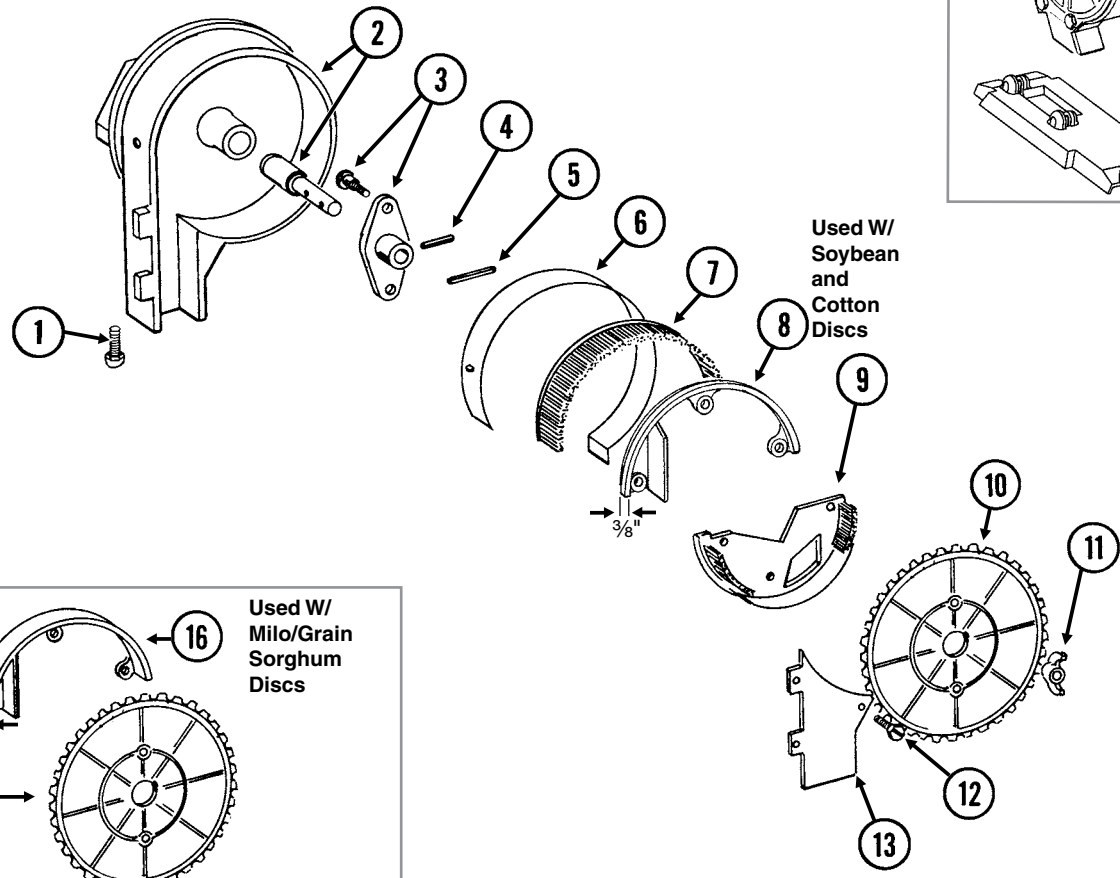
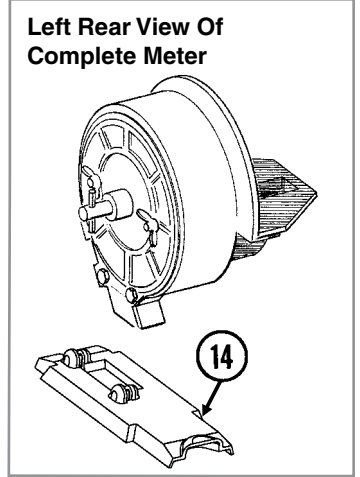
This page left blank intentionally.

RUA015/RUA056/RUA057(RU13k/RU13d)



ITEM	PART NO.	QTY. (Per Row)	DESCRIPTION
1	G10602	1	Spring Pin, 1/4" x 1 1/2"
2	G10604	1	Spring Pin, 3/16" x 1 1/2"
3	GD26419	1	Housing Cover
4	GD1041	1	Belt Drive Sprocket
5	GD11286	1	Seed Belt
6	GA2019	1	Bearing
7	GA18201	1	Conveyor Housing
8	GB0110	1	Bearing Housing
9	GR1569	-	Carrier Plate W/Brush and Screw (Corn)
	GR0664	-	Carrier Plate W/Brush and Screw (Sunflower)
	GA2020	-	Brush
	G10690	-	Rolling Thread Screw, No. 10 x 3/4"
10	G10401	3	Slotted Hex Washer Head Screw, No. 10-32 x 5/8"
11	GD18704	12	Finger, Corn
12	GD19790	12	Spring
13	GB0410	1	Cam
14	GD11528	1	Finger Holder
15	G10470	1	Cotter Pin, 5/32" x 1"
16	G11009	2	Locking Thumbscrew, 5/16"-18 x 3/4"
17	GD11311	1	Seed Baffle
18	GD1083	1	Cover Nut
19	G10500	1	Jam Nut, 5/8"-18 UNF
20	GA8343	1	Wave Washer, 5/8" (Triple Wave)
21	G10020	3	Hex Head Cap Screw, 1/4"-20 x 5/8"
	G10323	3	Hex Flange Nut, 1/4"-20, No Serrations
22	G10022	4	Hex Head Cap Screw, 1/4"-20 x 1/2"
	G10621	4	Serrated Flange Nut, 1/4"-20
23	G10021	1	Hex Head Cap Screw, 1/4"-20 x 1 1/2"
	G10621	1	Serrated Flange Nut, 1/4"-20
24	G10603	1	Spring Pin, 1/4" x 1 1/4"
25	GD1042	1	Idler
26	GB0120	1	Bushing, 1 7/64" I.D. x 1 1/32" Long
27	GD19333	12	Finger, Oil Sunflower
28	GD15698	1	Shank Cover, Finger Pickup Seed Meter
29	GD11787	-	Half Rate Blank Finger
A	GR1848	-	Finger Assembly, Corn (Items 11-14 and 20)
B	GR1897	-	Finger Assembly, Oil Sunflower (Items 12, 14, 20, 27, and 30)
C	700-01078	-	Corn Meter (Items 1-26 and 28)

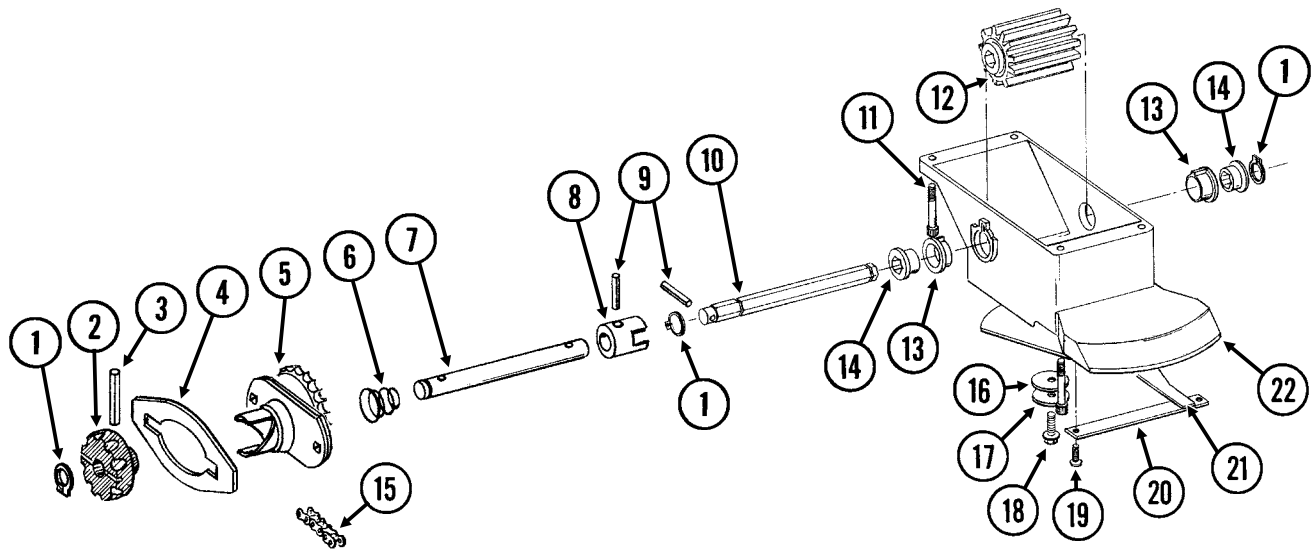
RUA037/RUA056/RUA057(RU14f)



ITEM	PART NO.	QTY. (Per Row)	DESCRIPTION
1	G11009	2	Locking Thumbscrew, 5/16"-18 x 3/4"
2	GA18208	1	Housing W/Bearing
	GA5698	-	Bearing
3	GA6038	1	Hub W/Shoulder Bolts
	GD1755	-	Shoulder Bolt, 1/4"-20 (2 Used)
4	G10603	1	Spring Pin, 1/4" x 1 1/4"
5	G10602	1	Spring Pin, 1/4" x 1 1/2"
6	GD8778	1	Wear Strip
7	GA5699	1	Upper Brush
8	GD11122	1	Upper Brush Retainer (Used W/Soybean and Cotton Discs)
9	GA5834	1	Lower Brush
10	GA5794	-	Seed Disc, Soybean, 60 Cell, Black Color-Coded
	GA6184	-	Seed Disc, Specialty Soybean, 48 Cell, Dark Blue Color-Coded
	GA5796	-	Seed Disc, Cotton, Acid-Delinted, 30 Cell, White Color-Coded
	GA6168	-	Seed Disc, Large Cotton, Acid-Delinted, 36 Cell, Tan Color-Coded
	GA6478	-	Seed Disc, High-Rate Cotton, Acid-Delinted, 48 Cell, Light Green Color-Coded
	GA6182	-	Seed Disc, Hill-Drop Cotton, Acid-Delinted, 12 Cell, Brown Color-Coded
	GA7255	-	Seed Disc, Small Hill-Drop Cotton, Acid-Delinted, 12 Cell, Dark Green Color-Coded
11	G10531	2	Wing Nut W/Nylon Insert, 1/4"-20
12	G11151	9	Hex Washer Head Screw, No. 10-16 x 1/2"
	G10634	-	Slotted Tap Screw, No. 10-24 x 5/8" (Use As Required)
13	GD7878	1	Cover
14	GD15699	1	Shank Cover, Brush-Type Seed Meter
15	GA5982	-	Seed Disc, Small Milo/Grain Sorghum, 30 Cell, Red Color-Coded
	GA6187	-	Seed Disc, Large Milo/Grain Sorghum, 30 Cell, Light Blue Color-Coded
	GA5795	-	Seed Disc, High-Rate Small Milo/Grain Sorghum, 60 Cell, Red Color-Coded
	GA6633	-	Seed Disc, High-Rate Large Milo/Grain Sorghum, 60 Cell, Yellow Color-Coded
16	GD8237	-	Upper Brush Retainer (Used W/Milo/Grain Sorghum Discs)
A	700-01079	-	Brush Meter (Items 1-9 and 11-14)

ITEM	PART NO.	QTY. (Per Row)	DESCRIPTION
1	G11387	3	Flat Washer, 3/8" SAE
2	GD2971-10	1	Sleeve, 9/16" Long
3	GD11219	1	Spring
4	G10201	1	Special Washer, 3/8" x 1 1/2" O.D.
5	GD1026	1	Sleeve, 1 3/16" Long
6	GD11962	1	Idler
7	G10108	1	Lock Nut, 3/8"-16
8	G10670	2	Hair Pin Clip, No. 3
9	GD1059L	1	Support, L.H. (Shown)
	GD1059R	1	Support, R.H.
10	G10002	4	Hex Head Cap Screw, 3/8"-16 x 3/4"
	G10229	4	Lock Washer, 3/8"
11	G10312	8	Carriage Bolt, 5/16"-18 x 3/4"
	G10620	8	Serrated Flange Nut, 5/16"-18
12	G10325	1	Hex Head Cap Screw, 3/8"-16 x 2 3/4"
13	G10567	3	External Retaining Ring, 5/8"
14	GD11305	1	Plate
15	A10759	1	Hopper Panel Extension (Non-Stock Item) (Sub Wholegoods Order Code 700-01099)
16	GD11424	4	Block
17	G10023	2	Hex Head Cap Screw, 1/4"-20 x 3/4"
	G10621	2	Serrated Flange Nut, 1/4"-20
18	GD1060	1	Hinge
19	GA8371	1	Hopper
20	GA4444	1	Lid
21	GD11239	1	Knob
22	G10602	1	Spring Pin, 1/4" x 1 1/2"

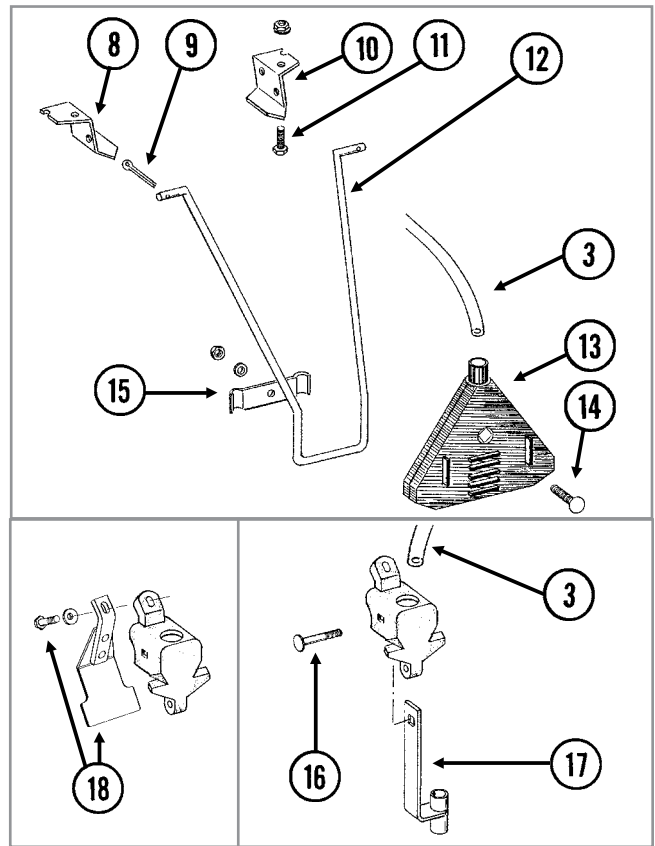
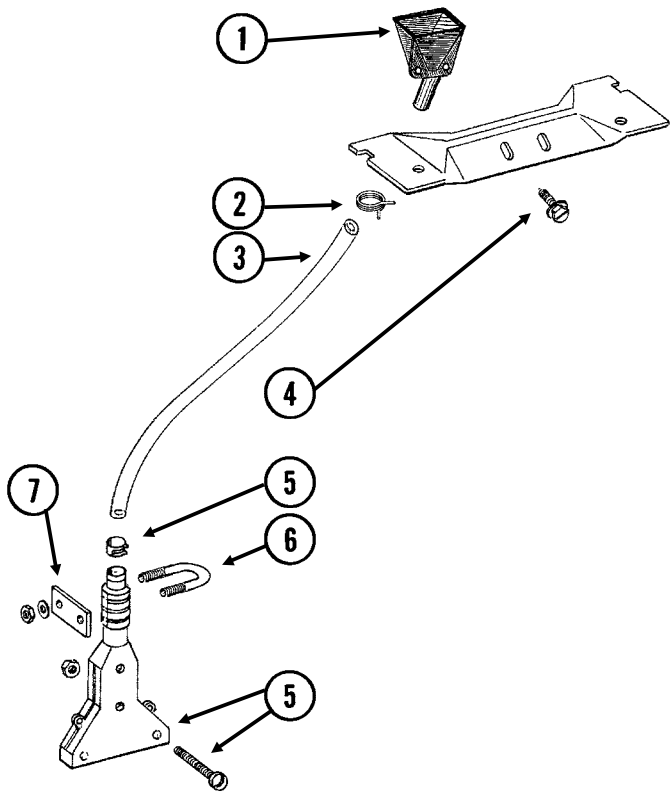
RUA051/RUB028(RU91a)



ITEM	PART NO.	QTY. (Per Row)	DESCRIPTION
1	G10567	3	External Retaining Ring, 5/8"
2	GD11239	1	Knob
3	G10602	1	Spring Pin, 1/4" x 1 1/2"
4	---	-	See "Granular Chemical Hopper and Hopper Panel Extension" on page P23
5	GA8364	1	Sprocket And Bearing, Drive Clutch, 24 Tooth
6	GD11413	1	Spring
7	GD11240	1	Shaft
8	GB0278	1	Coupler
9	G10546	2	Spring Pin, 3/16" x 1 1/4"
10	GD11297	1	Shaft
11	G11793	4	Hex Socket Head Cap Screw, No. 10-24 x 7/8"
12	GD7148	1	Feed Roller, Hex Bore
13	GB0115	2	Bearing
14	GD7258	2	Hex Bushing
15	G3303-114	1	Chain, No. 41, 114 Pitch Including Connector Link (Mechanical)
	GR0196	1	Connector Link, No. 41
16	G10660	1	Wave Washer, 1/2"
17	G11385	1	Flat Washer, 1/4" SAE
18	G10570	1	Slotted Hex Self-Tapping Screw, 1/4"-20 x 3/4"
19	G11073	2	Slotted Hex Self-Tapping Screw, No. 10 x 3/8"
20	GD1061	1	Support Strap
21	GD1063	1	Metering Gate
22	GB0116	1	Granular Housing
A	GA8326	-	Granular Chemical Meter Complete (Items 1, 9, 10, 12-14 And 16-22)
B	GA8366	-	Granular Chemical Meter Clutch (Items 1-3 and 5-9)

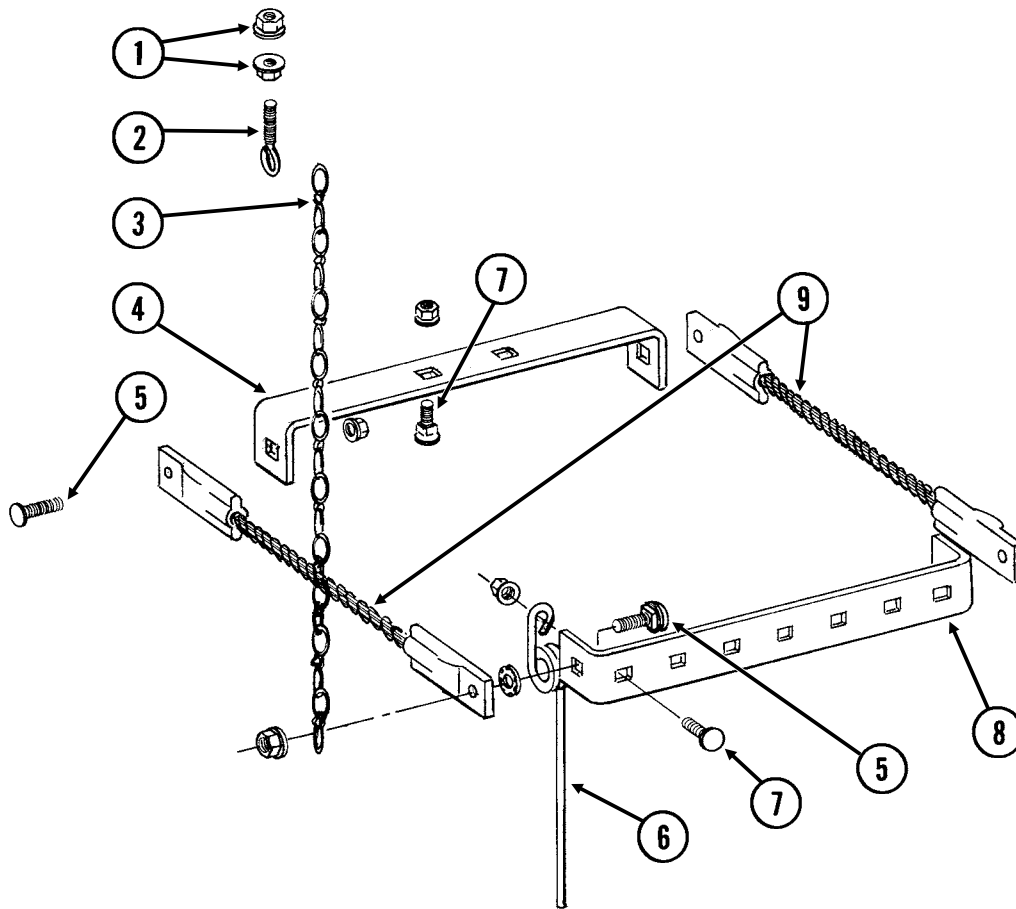
This page left blank intentionally.

RUA061/RUA073(RU101mm/RU83m)



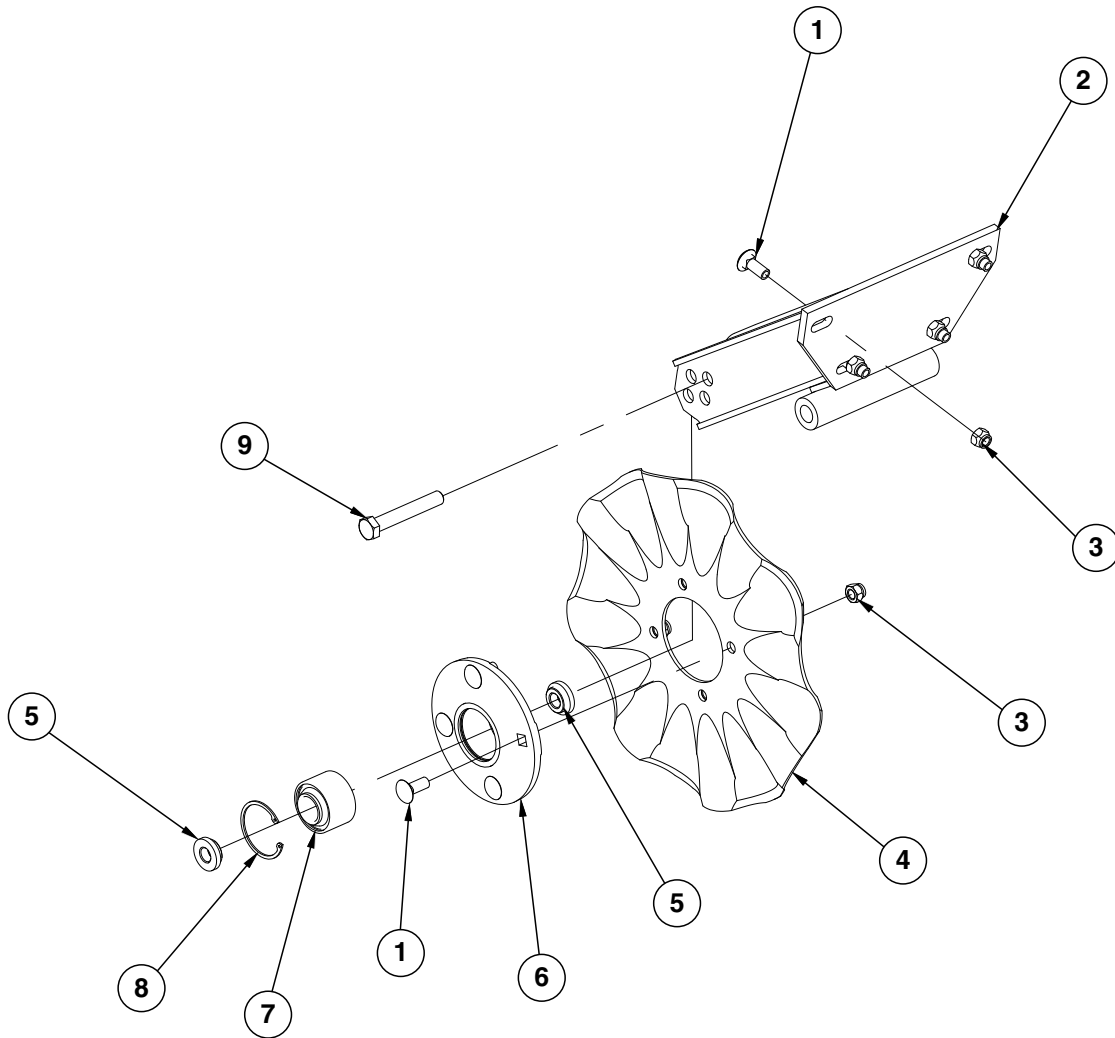
ITEM	PART NO.	QTY.	DESCRIPTION
1	GD2423	1	Funnel
2	G11209	1	Wire Hose Clamp, ¾"
3	GD2947	1	Hose, 7/16" x 28"
4	G10523	2	Slotted Pan Head Self-Tapping Screw, No. 10 x ½"
5	GA6907	1	Slope-Compensating Bander W/Hardware (4½" Band Width)
	G10864	1	Uni-Clamp
	G10757	2	Pan Head Screw, No. 10-32 x 1¼"
	G10758	2	Hex Nut, No. 10-32
6	GD10963	1	U-Bolt, 1½" x 1⅝" x ¼"-20
	G11385	2	Flat Washer, ¼" SAE
	G10110	2	Lock Nut, ¼"-20, Grade B
7	GD10984	1	Spacer
8	GD1115L	-	Hanger Bracket, L.H.
9	G10452	-	Cotter Pin, ⅛" x ½"
10	GD1115R	-	Hanger Bracket, R.H.
11	G10310	-	Carriage Bolt, ¼"-20 x ¾", Grade 2
	G10227	-	Lock Washer, ¼"
	G10103	-	Hex Nut, ¼"-20
12	GD1116	-	Hanger
13	GA2075	-	Diffuser, 14" Band
14	G10306	-	Carriage Bolt, ⅜"-16 x 2"
	G10229	-	Lock Washer, ⅜"
	G10101	-	Hex Nut, ⅜"-16
15	GD1118	-	Clamp
16	G10315	1	Carriage Bolt, ½"-13 x 2½" (Replaces Existing ½" x 2¼" Hardware)
17	GA6741	1	Bracket (Straight Drop In-Furrow)
18	G1K385	-	Bander Shield Kit W/Hardware And Instruction
	G10003	1	Hex Head Cap Screw, ⅜"-16 x 1½" (Included W/G1K385)
	G11387	1	Flat Washer, ⅜" SAE (Included W/G1K385)

RUA055(RU95)



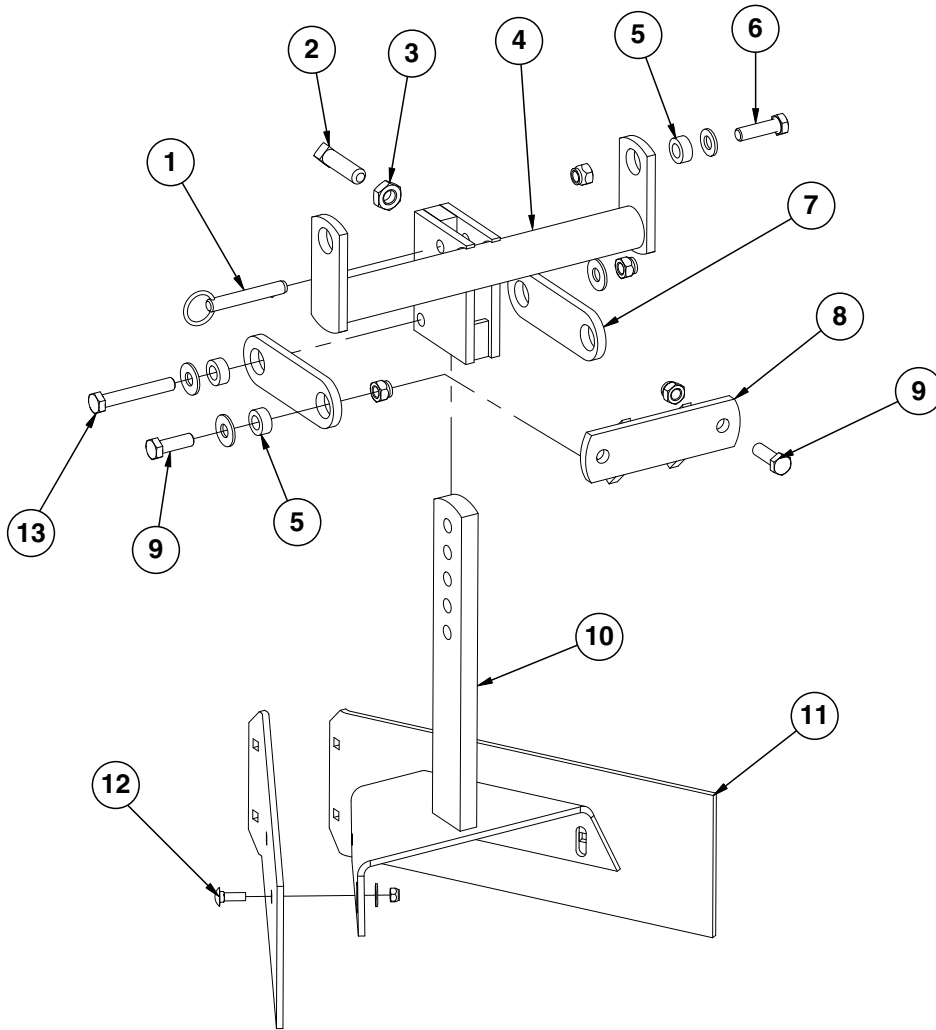
ITEM	PART NO.	QTY. (Per Row)	DESCRIPTION
1	G10621	4	Serrated Flange Nut, 1/4"-20
2	GD2460	2	Eyebolt, 1/4"-20
3	G3305-01	2	Twin Loop Chain, 9 Links
4	GD1143	1	Front Bracket
5	G10305	4	Carriage Bolt, 3/8"-16 x 1"
	G10529	4	External Tooth Lock Washer, 3/8"
	G10622	4	Serrated Flange Nut, 3/8"-16
6	GD1145	7	Spring Tooth
7	G10305	9	Carriage Bolt, 3/8"-16 x 1"
	G10622	9	Serrated Flange Nut, 3/8"-16
8	GD1144	1	Rear Bracket
9	GA2094	2	Cable Assembly

(IP1279)



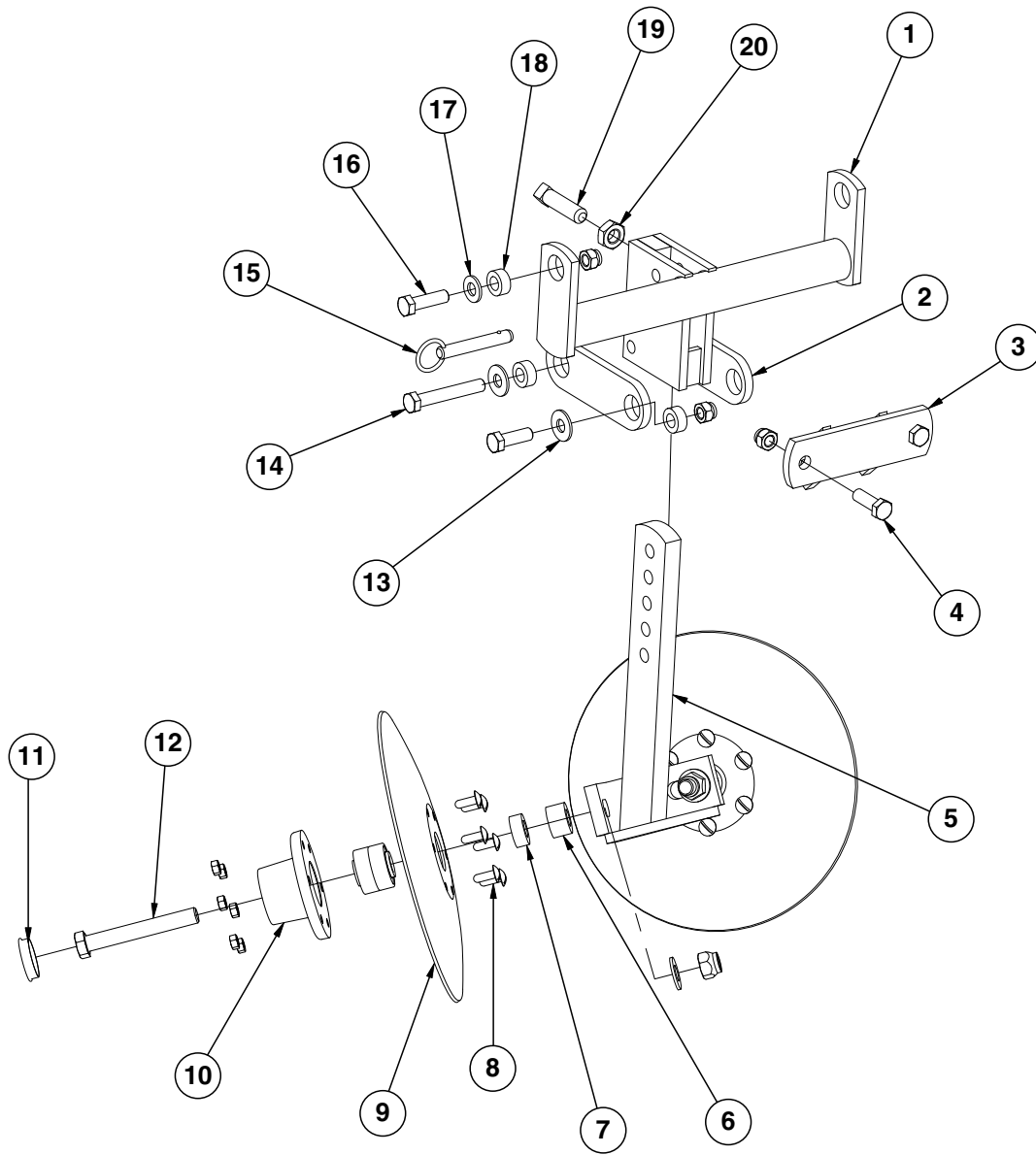
ITEM	PART NO.	QTY. (Per Row)	DESCRIPTION
1	G10574	8	Carriage Bolt, 1/2"-13 x 1 1/4"
2	GA24239	1	Arm
3	G10111	8	Lock Nut, 1/2"-13
4	GD7803	1	Disc Blade, Fluted, 1", 8 Flutes (Shown)
	GD7804	-	Disc Blade, Bubbled, 1"
	GD9254	-	Disc Blade, Fluted, 3/4", 13 Flutes
5	GD11677	2	Adapter
6	GA8641	1	Hub W/Bearing And Retaining Ring (Includes items 7 and 8)
7	GA8603	1	Bearing, Double Row
8	GD19292	1	Retaining Ring (Square), 27/16"
9	G10036	1	Hex Head Cap Screw, 5/8"-11 x 4"
	G10107	1	Lock Nut, 5/8"-11

(IP1283)



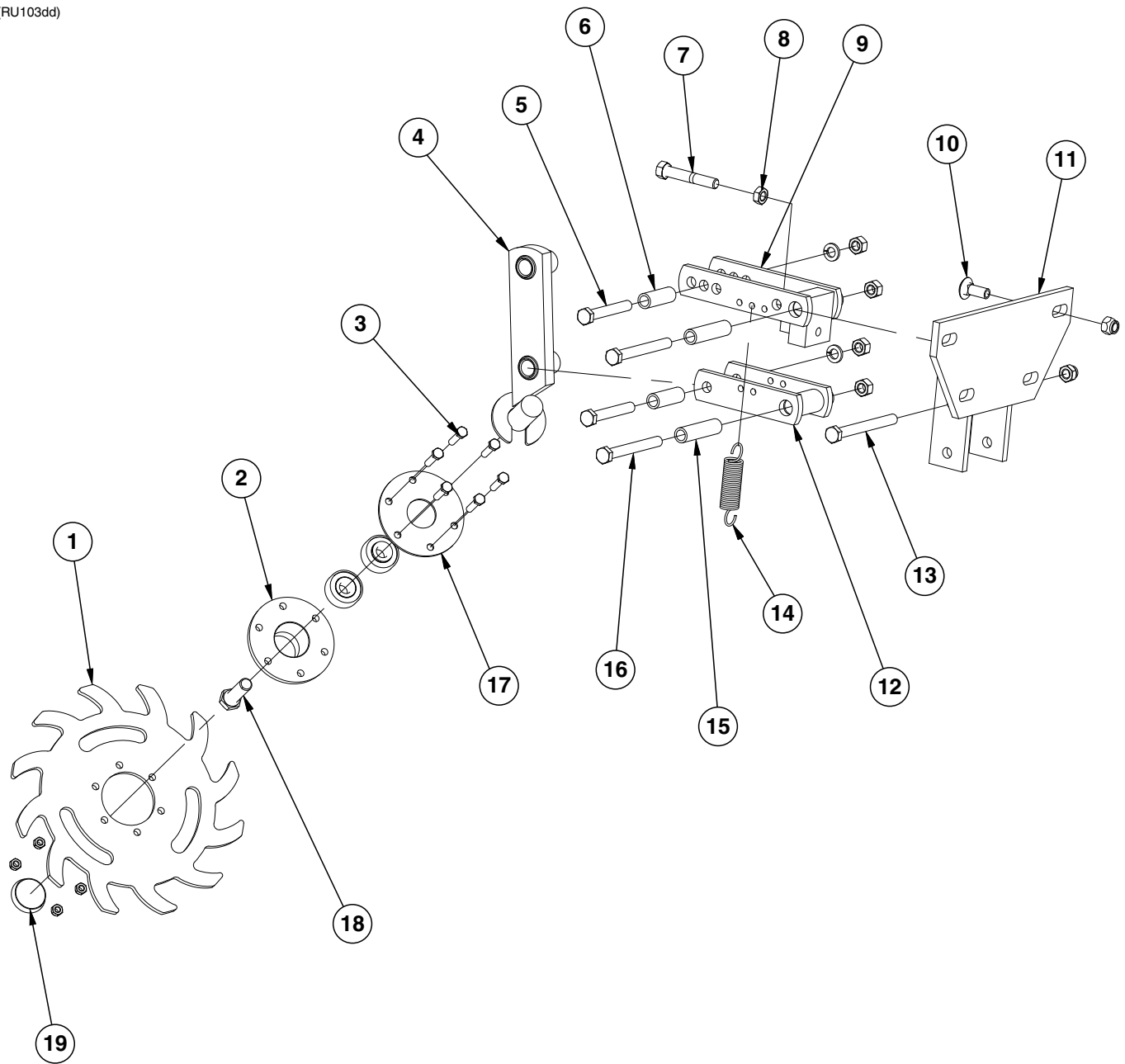
ITEM	PART NO.	QTY. (Per Row)	DESCRIPTION
1	G10536	1	Detent Pin, 1/2" x 2 1/2" Grip
2	G10597	1	Square Head Set Screw, 5/8"-11 x 2 1/4"
3	G10503	1	Hex Jam Nut, 5/8"-11, Grade 2
4	GA5719	1	Mounting Bracket
5	GD7889	6	Bushing, 1" O.D. x 9/16" I.D. x 7/16" Long
6	G10039	2	Hex Head Cap Screw, 1/2"-13 x 1 3/4"
	G11389	2	Flat Washer, 1/2" SAE
	G10111	2	Lock Nut, 1/2"-13
7	GD7890	2	Link
8	GA5715	1	Anchor
9	G10017	4	Hex Head Cap Screw, 1/2"-13 x 1 1/2"
	G11389	2	Flat Washer, 1/2" SAE
	G10111	4	Lock Nut, 1/2"-13
10	GA5892	1	Leveler
11	GD8266	2	Blade
12	G10303	6	Carriage Bolt, 5/16"-18 x 1"
	G11386	4	Flat Washer, 5/16" SAE
	G10109	6	Lock Nut, 5/16"-18, Grade 8
13	G10585	1	Hex Head Cap Screw, 1/2"-13 x 3 1/4"
	G11389	2	Flat Washer, 1/2" SAE
	G10111	1	Lock Nut, 1/2"-13

(IP1284)



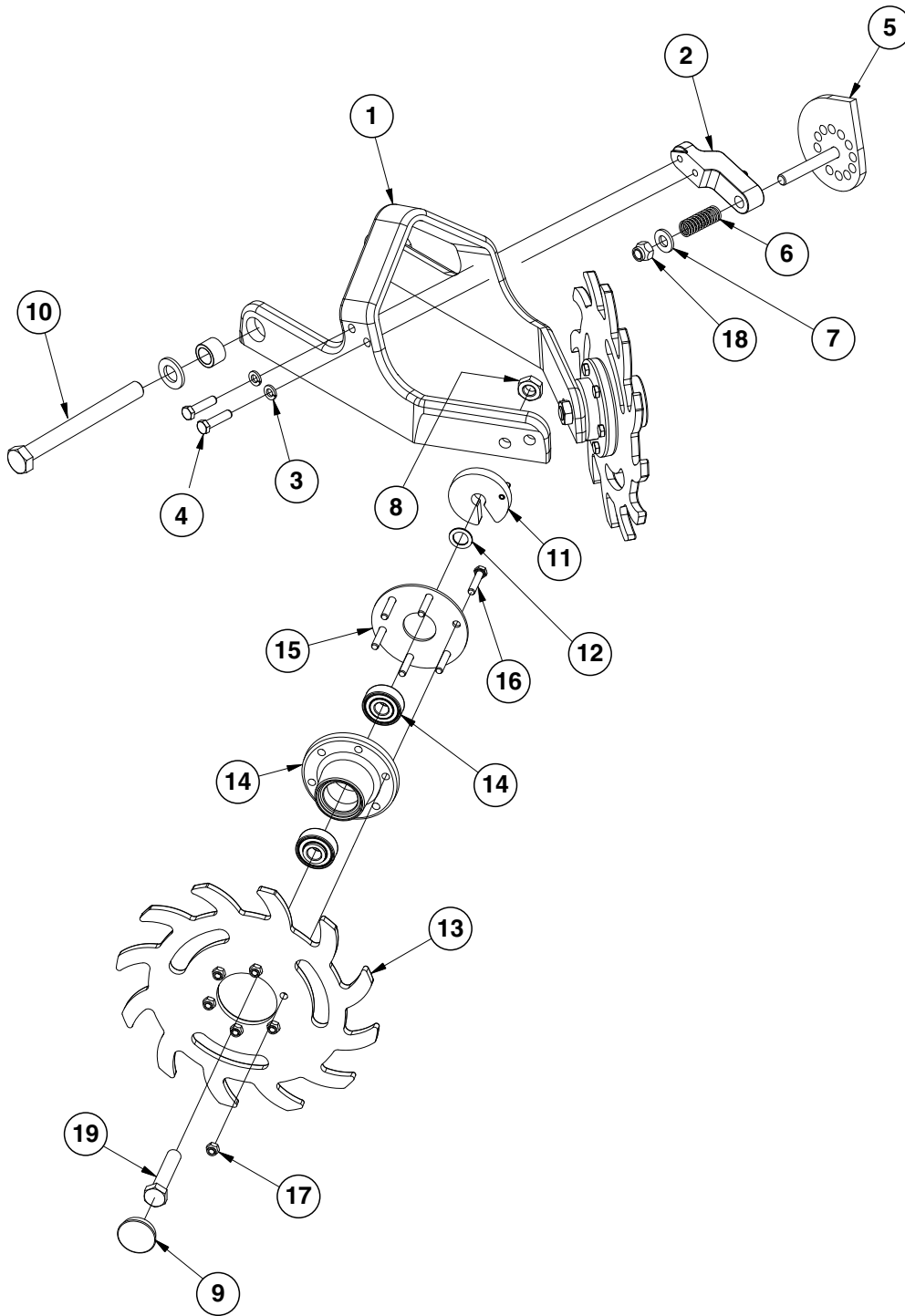
ITEM	PART NO.	QTY. (Per Row)	DESCRIPTION
1	GA5719	1	Mounting Bracket
2	GD7890	2	Link
3	GA5715	1	Anchor
4	G10017	2	Hex Head Cap Screw, 1/2"-13 x 1 1/2"
	G10111	2	Lock Nut, 1/2"-13
5	GA5718	1	Support Arm
6	GD7817-01	2	Spacer, 1 1/16" I.D. x 3/4" Long
7	GD7817-04	2	Spacer, 1 1/16" I.D. x 1/2" Long
8	G10572	12	Truss Head Slotted Machine Screw, 5/16"-18 x 7/8"
	G10106	12	Hex Nut, 5/16"-18
9	GD7823	-	Disc Blade, Solid, 12" (Shown)
	GD8307	-	Disc Blade, Notched, 12"
10	GA5654	2	Hub W/Bearings
	GA2014	-	Bearing (Included W/GA5654)
11	GD1132	2	Dust Cap
12	G10318	2	Hex Head Cap Screw, 5/8"-11 x 4 1/2"
	G10107	2	Lock Nut, 5/8"-11
	G11391	2	Flat Washer, 5/8" SAE
13	G11389	2	Flat Washer, 1/2" SAE
	G10017	2	Hex Head Cap Screw, 1/2"-13 x 1 1/2"
	G10111	2	Lock Nut, 1/2"-13
14	G10585	1	Hex Head Cap Screw, 1/2"-13 x 3 1/4"
	G11389	2	Flat Washer, 1/2" SAE
	G10111	1	Lock Nut, 1/2"-13
15	G10536	1	Detent Pin, 1/2" x 2 1/2" Grip
16	G10039	2	Hex Head Cap Screw, 1/2"-13 x 1 3/4"
	G10111	2	Lock Nut, 1/2"-13
17	G11389	2	Flat Washer, 1/2" SAE
18	GD7889	6	Bushing, 1" O.D. x 9/16" I.D. x 7/16" Long
19	G10597	1	Square Head Set Screw, 5/8"-11 x 2 1/4"
20	G10503	1	Hex Jam Nut, 5/8"-11, Grade 2

(RU103dd)



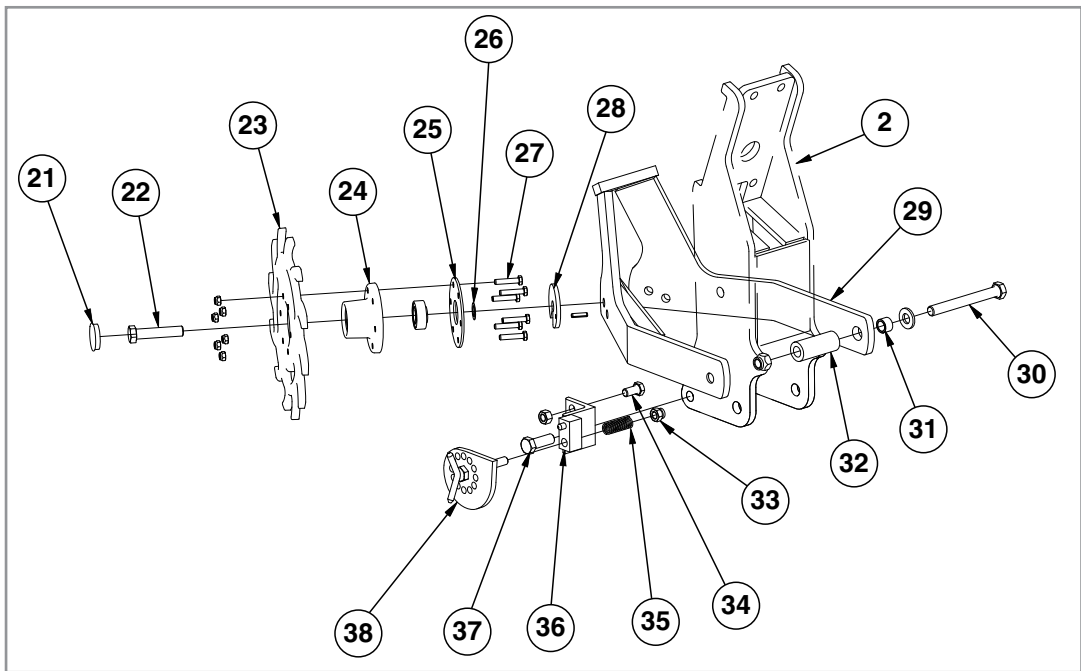
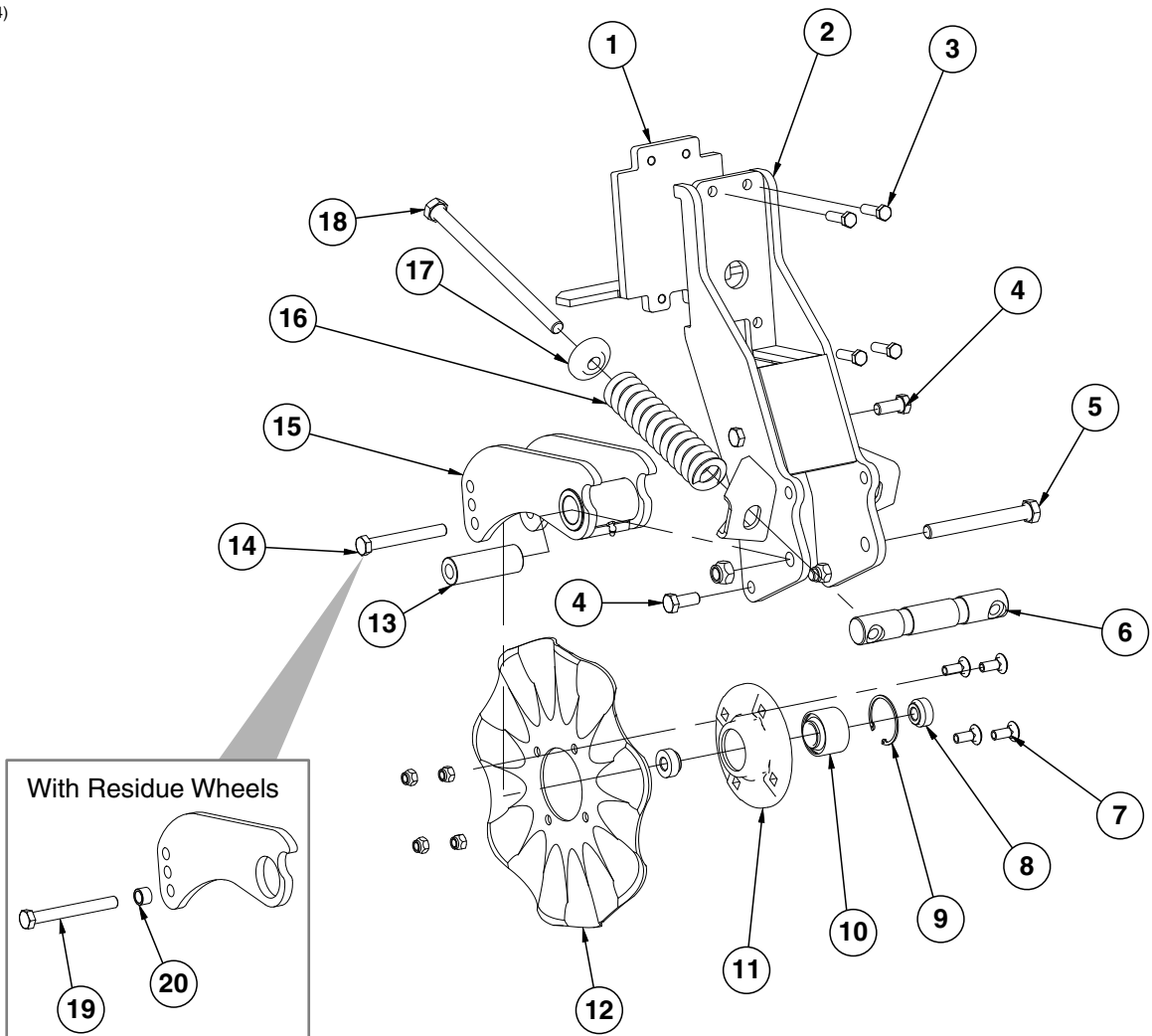
ITEM	PART NO.	QTY. (Per Row)	DESCRIPTION
1	GB0387	1	Wheel, 12 Tine, 3/8" x 12"
2	GA5654	1	Hub W/Bearings
	GA2014	-	Bearing
3	G10133	6	Hex Head Cap Screw, 5/16"-18 x 1 1/2"
	G10109	6	Lock Nut, 5/16"-18, Grade 8
4	GA6838	1	Wheel Mount
5	G10033	2	Hex Head Cap Screw, 1/2"-13 x 3 1/2"
	G10228	2	Lock Washer, 1/2"
	G10102	2	Hex Nut, 1/2"-13
6	GD9720	2	Spacer, 1/2" x 2 3/16" Long
7	G10371	1	Hex Head Cap Screw, 1/2"-13 x 3", Full Thread
8	G10501	1	Hex Jam Nut, 1/2"-13, Grade 2
9	GA6833	1	Upper Link
10	G10574	4	Carriage Bolt, 1/2"-13 x 1 1/4"
	G10111	4	Lock Nut, 1/2"-13
11	GA6832	1	Mount
12	GA6834	1	Lower Link
13	G10348	1	Hex Head Cap Screw, 1/2"-13 x 5" (Lockup Bolt)
	G10111	1	Lock Nut, 1/2"-13
14	GD5857	2	Spring
15	GD9715	2	Spacer, 1/2" x 3" Long
16	G10045	2	Hex Head Cap Screw, 1/2"-13 x 4 1/2"
	G10228	2	Lock Washer, 1/2"
	G10102	2	Hex Nut, 1/2"-13
17	GD9724	1	Backing Plate
18	G10006	1	Hex Head Cap Screw, 5/8"-11 x 2 1/4"
19	GD1132	1	Dust Cap
A	GA12236	-	Wheel Assembly, 12 Tine, R.H. (Items 1-3 and 18)

(IP1468)



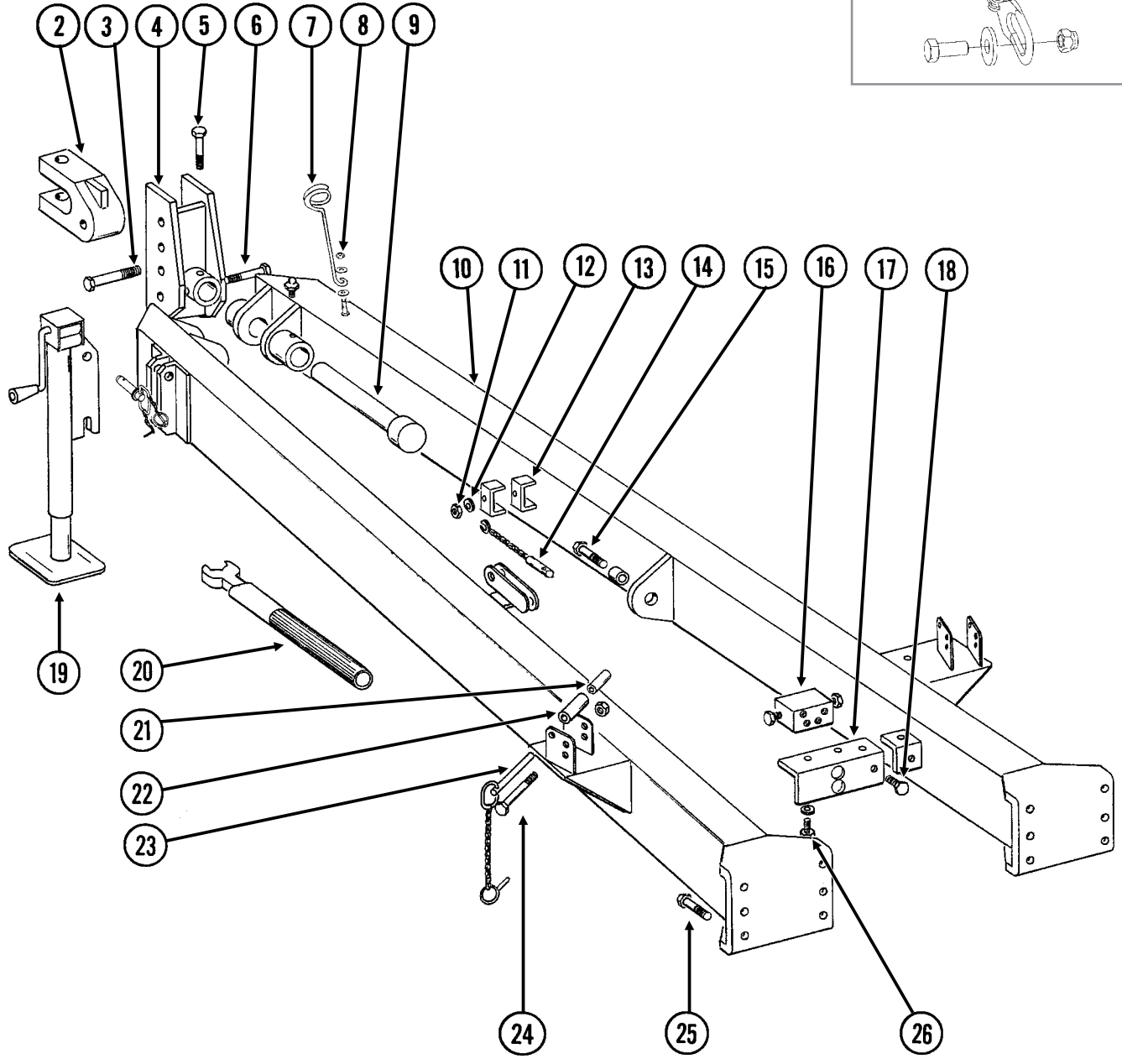
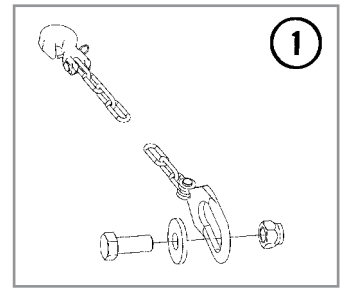
ITEM	PART NO.	QTY. (Per Row)	DESCRIPTION
1	GB0464	1	Residue Wheel Mount
2	GD26973	1	Cam Locking Pin
3	G10229	2	Lock Washer, 3/8"
4	G10004	2	Hex Head Cap Screw, 3/8"-16 x 1 1/4"
5	GA14251	1	Cam
6	GD10519	1	Spring
7	G11389	1	Flat Washer, 1/2" Plated SAE
8	G10503	2	Hex Jam Nut, 5/8"-11, Grade 2
9	GD1132	2	Dust Cap
10	G11236	1	Hex Head Cap Screw, 3/4"-10 x 10 1/2"
	G11392	2	Flat Washer, 3/4" SAE
	GB0383	2	Bushing, 1 1/8" O.D. x 25/32" I.D. x 3/4" Long
	G11228	1	Lock Nut, 3/4"-10
11	GA8760	2	Weed Guard W/Spring Pin
	G10765	-	Spring Pin, 1/4" x 1" (Included W/GA8760)
12	GD30725	4	Machine Bushing, 5/8" (.030" Thick)
13	GB0387	2	Wheel, 12 Tine, 3/8" x 12"
14	GA5654	2	Hub W/Bearings
	GA2014	-	Bearing (Included W/GA5654)
15	GD9724	2	Backing Plate
16	G10133	12	Hex Head Cap Screw, 5/16"-18 x 1 1/2"
17	G10109	12	Lock Nut, 5/16"-18, Grade 8
18	G10974	1	Lock Nut W/Nylon Insert, 1/2"-13
19	G10010	2	Hex Head Cap Screw, 5/8"-11 x 3"
A	GA12235	-	L.H. Residue Wheel (Items 13-17)
B	GA12236	-	R.H. Residue Wheel (Items 13-17)

(IP1292/IP1294)



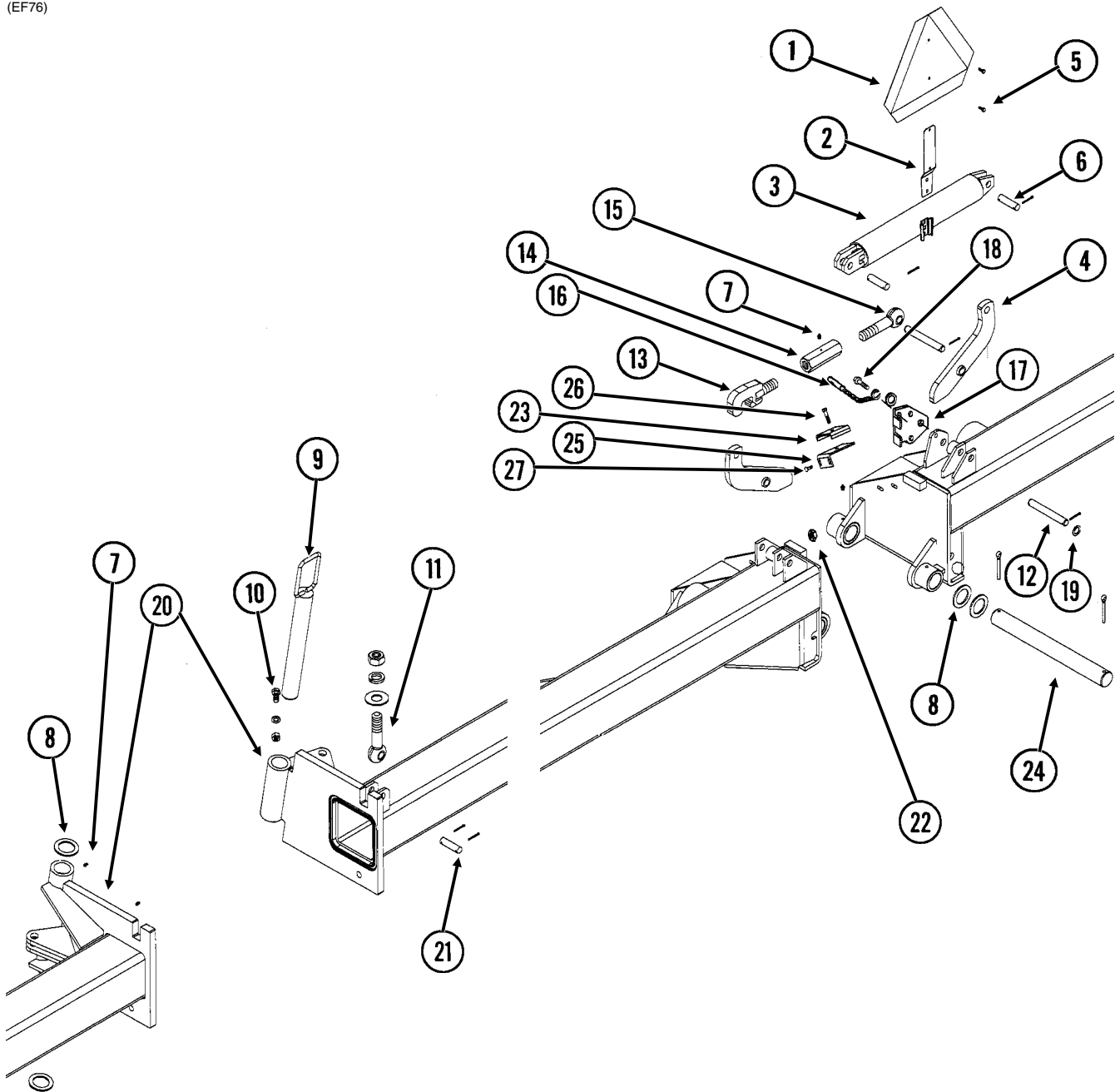
ITEM	PART NO.	QTY. (Per Row)	DESCRIPTION
1	GA9844	1	Plate W/Angle
2	GA9131	1	Coulter Frame
3	G10039	4	Hex Head Cap Screw, 1/2"-13 x 1 3/4"
4	G10007	4	Hex Head Cap Screw, 5/8"-11 x 1 1/2"
	G10107	4	Lock Nut, 5/8"-11
5	G10400	1	Hex Head Cap Screw, 3/4"-10 x 6 1/2"
	G10112	1	Lock Nut, 3/4"-10
6	GD12826	1	Spring Anchor Bar
7	G10574	4	Carriage Bolt, 1/2"-13 x 1 1/4"
	G10111	4	Lock Nut, 1/2"-13
8	GD12827	2	Adapter
9	GD19292	1	Retaining Ring, 2 7/16"
10	GA8603	1	Bearing, Double Row
11	GB0291	1	Coulter Hub
12	GD7803	1	Disc Blade, Fluted, 1", 8 Flutes (Shown)
	GD7804	-	Disc Blade, Bubbled, 1"
	GD9254	-	Disc Blade, Fluted, 3/4", 13 Flutes
13	GD12829	1	Sleeve
14	G10046	1	Hex Head Cap Screw, 5/8"-11 x 5"
	G10107	1	Lock Nut, 5/8"-11
15	GA9845	1	Coulter Arm W/Grease Fitting
	G10643	-	Grease Fitting, 45°, 1/4"-28 (Included W/GA9845)
16	GD12817	2	Compression Spring
17	GB0213	2	Spring Seat
18	G11010	2	Hex Head Cap Screw, 3/4"-10 x 12"
19	G10011	1	Hex Head Cap Screw, 5/8"-11 x 5 1/2"
20	GB0218	1	Bushing, 2 1/32" I.D. x 7/8" O.D. x 1 9/32" Long
21	GD1132	2	Dust Cap
22	G10010	2	Hex Head Cap Screw, 5/8"-11 x 3"
	G10503	2	Hex Jam Nut, 5/8"-11, Grade 2
23	GB0387	2	Wheel, 12 Tine, 3/8" x 12"
24	GA5654	2	Hub W/Bearings
	GA2014	2	Bearing (Included W/GA5654)
25	GD9724	2	Backing Plate
26	G10213	2	Machine Bushing, 5/8" (.030" Thick)
27	G10133	12	Hex Head Cap Screw, 5/16"-18 x 1 1/2"
	G10109	12	Lock Nut, 5/16"-18, Grade 8
28	GA9862	2	Weed Guard W/Spring Pin
	G10765	1	Spring Pin, 1/4" x 1" (Included W/GA9862)
29	GA9865	1	Mount
30	G10011	2	Hex Head Cap Screw, 5/8"-11 x 5 1/2"
	G11391	2	Flat Washer, 5/8" SAE
	G10730	2	Lock Nut W/Nylon Insert, 5/8"-11
31	GB0218	2	Bushing, 2 1/32" I.D. x 7/8" O.D. x 1 9/32" Long
32	GD14170	2	Sleeve, 3"
34	G10014	1	Hex Head Cap Screw, 1/2"-13 x 1"
	G10102	1	Hex Nut, 1/2"-13
33	G10974	1	Lock Nut W/Nylon Insert, 1/2"-13
35	GD10519	1	Spring
36	GA15312	1	Support
37	G10005	1	Hex Head Cap Screw, 5/8"-11 x 1 3/4"
	G10107	1	Lock Nut, 5/8"-11
38	GA9861	1	Cam
A	GA12236	-	Wheel Assembly, 12 Tine, R.H. (Items 23-25 and 27) (Shown)
	GA12235	-	Wheel Assembly, 12 Tine, L.H. (Items 23-25 and 27)
B	GA8641	1	Hub W/Bearing And Retaining Ring (Items 9-11)

(WGN47a/EF32c/A13595)



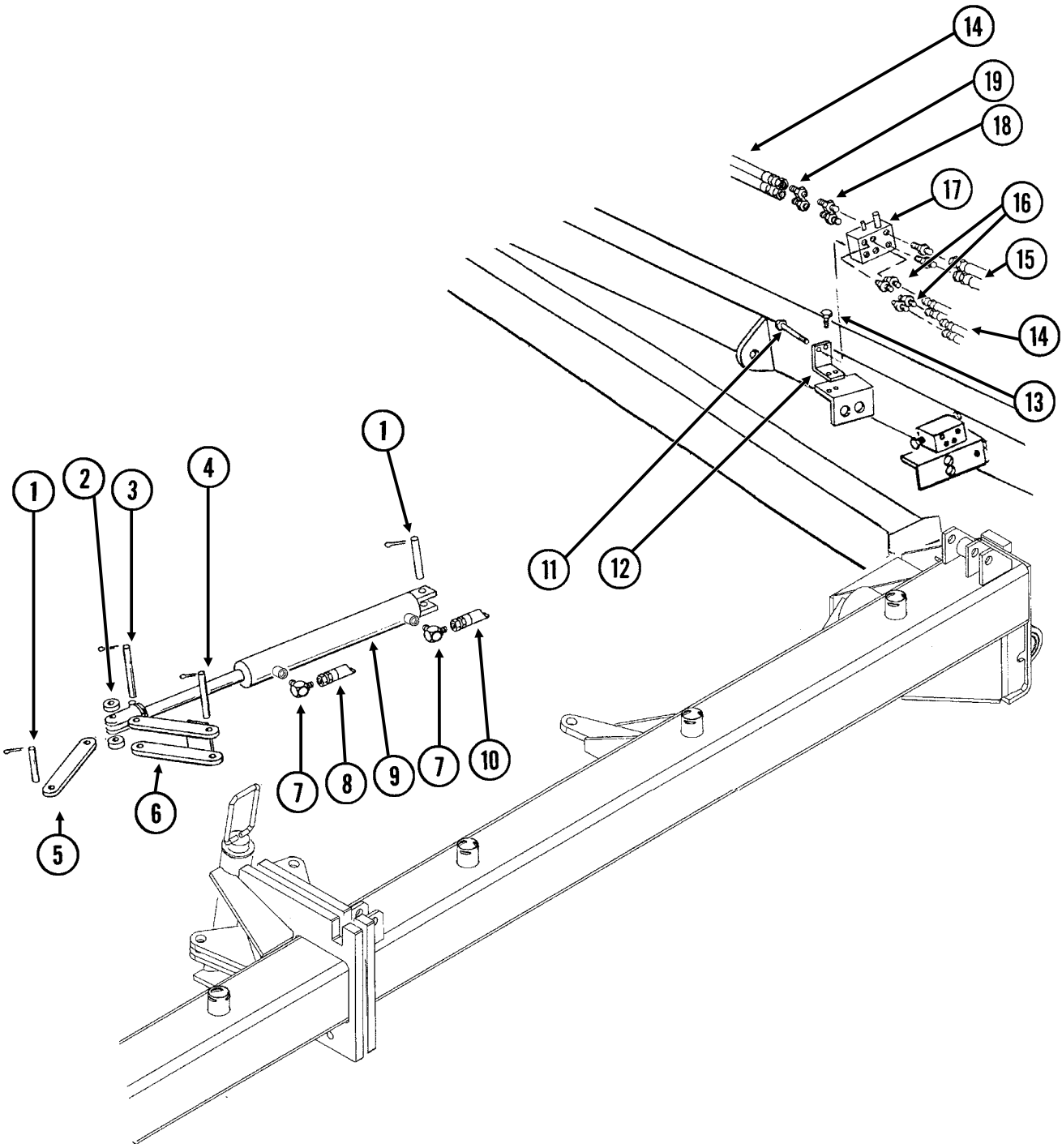
ITEM	PART NO.	QTY.	DESCRIPTION
1	G9566X	1	3/8" Transport Safety Chain Package, Includes: (1) 3/8" Safety Chain W/Hook, (1) Hex Head Cap Screw, (1) Lock Nut, (1) Washer, (1) Instruction Sheet
2	GB0156	1	Clevis
3	G10169	1	Hex Head Cap Screw, 1 1/4"-7 x 6"
	G10157	1	Lock Nut, 1 1/4"-7
4	GA8097	1	Hitch Cap
5	G10036	1	Hex Head Cap Screw, 5/8"-11 x 4"
	G10230	1	Lock Washer, 5/8"
	G10104	1	Hex Nut, 5/8"-11
6	G10011	1	Hex Head Cap Screw, 5/8"-11 x 5 1/2"
	G10230	1	Lock Washer, 5/8"
	G10104	1	Hex Nut, 5/8"-11
7	GD8260	1	Hose Holder
8	G11391	2	Flat Washer, 5/8" SAE
	G10107	1	Lock Nut, 5/8"-11
9	GA5755	1	Pin, 2 1/8" x 14"
10	A8048	1	Hitch W/Grease Fittings (Includes Items 4-7 And 11) (Non-Stock Item)
	G10641	-	Grease Fitting, 1/8" NPT (Included W/A8048)
11	G10108	3	Lock Nut, 3/8"-16
12	G11387	-	Flat Washer, 3/8" SAE
13	GD5875	6	Hose Clamp, 9/16" x 2 1/2" x 2"
14	GA8318	1	Detent Pin W/Chain
15	G10028	1	Hex Head Cap Screw, 3/4"-10 x 3"
	GB0169	1	Bushing
	G10112	1	Lock Nut, 3/4"-10
16	---	-	See "Row Marker Sequencing/Flow Control Valve" on page P93
17	GD7976	1	Bracket
18	G10019	2	Hex Head Cap Screw, 5/16"-18 x 1"
	G10232	2	Lock Washer, 5/16"
	G10106	2	Hex Nut, 5/16"-18
19	GA13986	1	Jack Assembly Complete
	GA4995	-	Detent Pin Assembly
	GR0516	-	Crank Assembly
	GR0515	-	Bevel Gear Set, Includes: (2) Bevel Gears, (1) Gear Pin, (1) Groove Pin
20	GA6798	1	Wrench
21	GD3180-23	-	Sleeve, 5/8" I.D. x 7/8" O.D. x 3 3/16" Long
22	GD2734-13	-	Sleeve, 1 1/4" O.D. x 3 1/8" Long
23	GA8312	-	Pin W/Lynch Pin, 5 1/2"
24	G10011	-	Hex Head Cap Screw, 5/8"-11 x 5 1/2"
	G10107	2	Lock Nut, 5/8"-11
25	G10028	12	Hex Head Cap Screw, 3/4"-10 x 3"
	G10231	12	Lock Washer, 3/4"
	G10105	12	Hex Nut, 3/4"-10
26	G10001	2	Hex Head Cap Screw, 3/8"-16 x 1"
	G11387	2	Flat Washer, 3/8" SAE

(EF76)



ITEM	PART NO.	QTY.	DESCRIPTION
1	---	-	See "Decals, Paint, and Miscellaneous" on page P133
2	GD2200	1	Spade
3	GA7513	1	Spring Canister W/Mounting Hardware (Includes Item 3 And 6)
4	GA6055	2	Arm
5	G10023	2	Hex Head Cap Screw, 1/4"-20 x 3/4"
	G10110	2	Lock Nut, 1/4"-20, Grade B
6	GD3311	2	Pin, 7/8" x 3 1/8"
	G10457	4	Cotter Pin, 5/32" x 1 1/2"
7	G10640	4	Grease Fitting, 1/4"-28
8	G10404	4	Machine Bushing, 3 1/8" x 2 1/8" x 3/16"
9	GA8033	2	Pin
10	G10007	2	Hex Head Cap Screw, 5/8"-11 x 1 1/2"
	G10230	2	Lock Washer, 5/8"
	G10104	2	Hex Nut, 5/8"-11
11	GD3373	2	Eyebolt
	G11396	4	Flat Washer, 1 1/4"
	G10236	2	Lock Washer, 1 1/4"
	GD9688	2	Special Nut, 1 1/4"-7
12	GD11298	2	Pin, 7/8" x 6 9/16"
	G10457	4	Cotter Pin, 5/32" x 1 1/2"
13	GA8335	1	Hook
14	GD7972	1	Turnbuckle
15	GD3373	1	Eyebolt
16	GA7022	1	Detent Pin W/Chain
17	GD11300	1	Lockup
18	G10017	1	Hex Head Cap Screw, 1/2"-13 x 1 1/2"
	G10071	1	Serrated Flange Nut, 1/2"-13
19	G10235	-	Machine Bushing, 7/8", 14 Gauge
20	A24705	-	Frame, 12 Row 30", 35 1/2", (Includes Items 7-10) (Non-Stock Item) (Mechanical)
21	GD3311	2	Pin, 7/8" x 3 1/8"
	G10457	4	Cotter Pin, 5/32" x 1 1/2"
22	G10108	2	Lock Nut, 3/8"-16
23	GD14534	-	Hose Clamp, 3/4" x 4" x 4 1/2"
24	GD7948	1	Shaft, 2 1/8" x 20"
	G10461	2	Cotter Pin, 3/8" x 3"
25	GD17046	1	Mount
26	G10581	1	Hex Head Cap Screw, 1/2"-13 x 2 1/4"
	G10111	1	Lock Nut, 1/2"-13
27	G10599	2	Carriage Bolt, 3/8"-16 x 1 1/4"
	G10622	2	Serrated Flange Nut, 3/8"-16

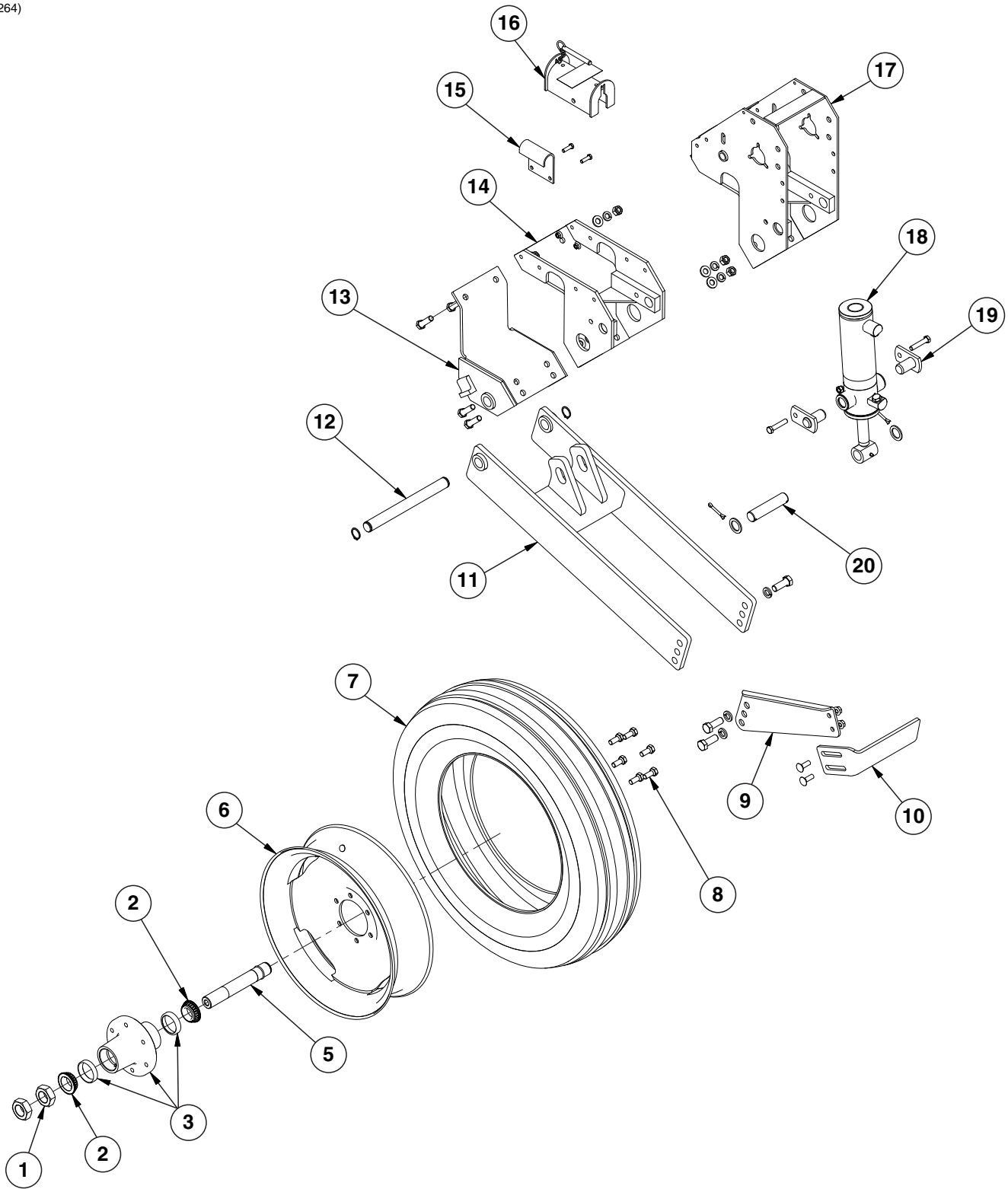
(EF76a)



ITEM	PART NO.	QTY.	DESCRIPTION
1	GD9762	4	Pin, 1" x 3½"
	G10463	8	Cotter Pin, ¼" x 1½"
2	GD5900-12	4	Sleeve, ⅜"
3	GD9591	2	Pin, 1" x 5¾"
	G10463	8	Cotter Pin, ¼" x 1½"
4	GD11177	2	Pin, 1" x 7¼"
	G10463	8	Cotter Pin, ¼" x 1½"
5	GD9589	2	Link
6	GA6800	2	Link
7	G6801-06-08	4	Elbow W/O-Ring, 90°, ⅜"-18 Male JIC To ¾"-16 O-Ring
	GR1037	-	O-Ring
8	*A1168	2	Hose Assembly, ¼" x 120"
9	---	-	See "Hydraulic Wing Fold Cylinder" on page P92
10	*A1106	2	Hose Assembly, ¼" x 130"
11	G10580	2	Hex Head Cap Screw, ¼"-20 x 3"
	G10227	2	Lock Washer, ¼"
	G10103	2	Hex Nut, ¼"-20
12	GD9699	1	Mounting Angle
13	G10064	2	Hex Head Cap Screw, ¼"-20 x 1"
	G10227	2	Lock Washer, ¼"
	G10103	2	Hex Nut, ¼"-20
14	---	-	See "Hydraulic System" on page P95
15	*A3180	2	Hose Assembly, ⅜" x 25"
16	G6400-06	4	Connector W/O-Ring, ⅜"-18 Male JIC To O-Ring
	GR1045	-	O-Ring
17	---	-	See "Hydraulic Wing Fold Cylinder" on page P92
18	G6400-08-06	4	Connector W/O-Ring, ¾"-16 Male JIC To ⅜"-18 O-Ring
	GR1045	-	O-Ring
19	G2406-08-06	2	Reducer, ¾"-16 Female JIC To ⅜"-18 Male JIC

* Hydraulic hose is not stocked by Kinze Repair Parts, but can be made available on a special order basis. Call for quote.

(IP1264)

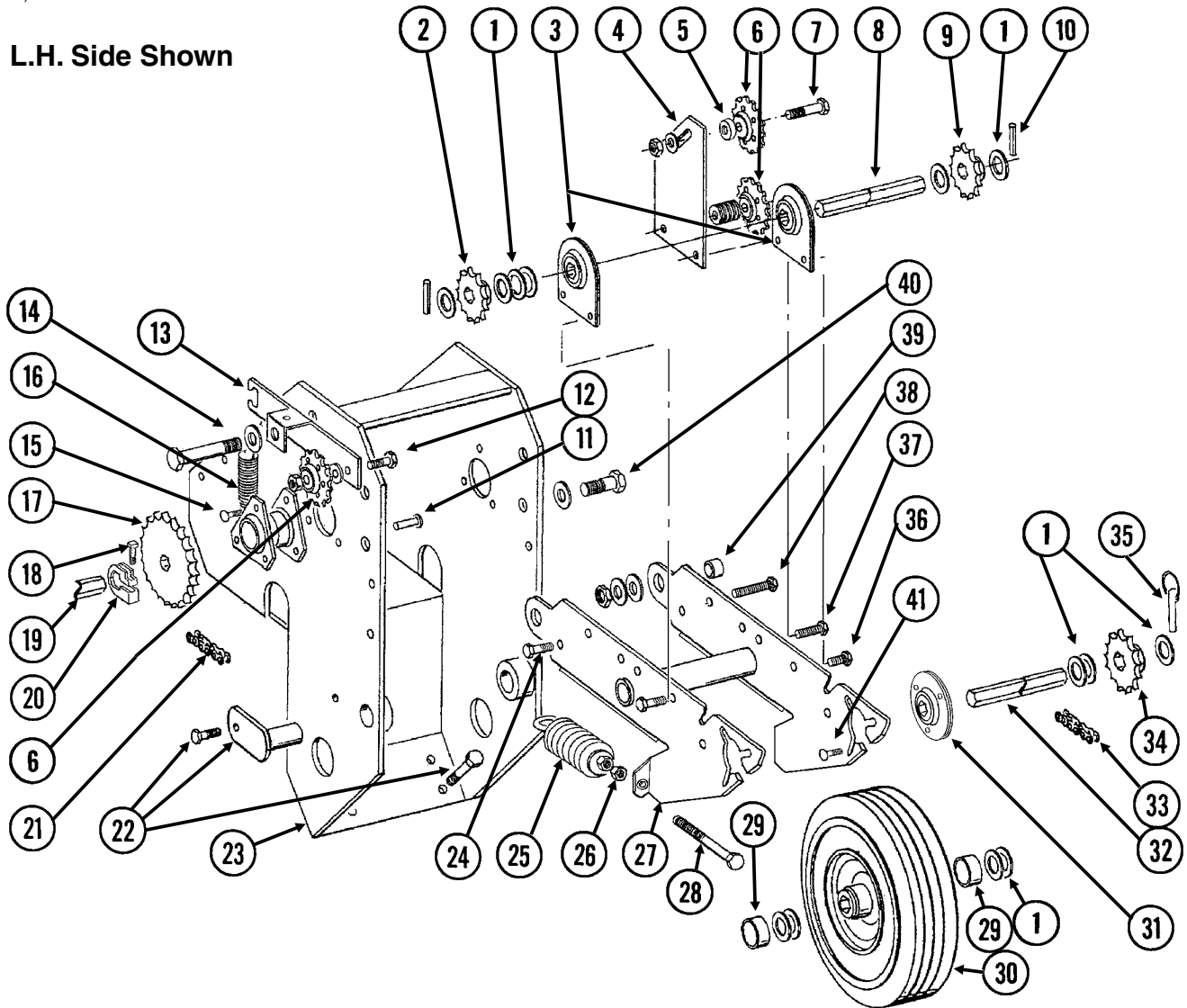


ITEM	PART NO.	QTY. (Per Assy.)	DESCRIPTION
1	G11081	2	Hex Jam Nut, 1½"-12, Grade 2
2	GA24825	2	Bearing
3	GA24826	2	Hub W/Cups, 6 Bolt
4	---	-	---
5	GA4376	1	Spindle W/Round External Retaining Ring, 10"
	GD11490	1	Round External Retaining Ring (Included W/GA4376)
6	GA14413	1	Rim, 5.50" x 20"
	GA7434	1	Valve Stem
7	GD13401	1	Tire, 7.50" x 20", 8 Ply Tubeless W/O Center Rib (Specify Brand*)
8	GR0270	6	Lug Bolt, 9/16"-18
9	GD20456	1	Short Scraper Arm
	G10026	3	Hex Head Cap Screw, ¾"-10 x 2"
	G10231	3	Lock Washer, ¾"
	G11314	1	Serrated Flange Nut, ¾"-10
10	GD34178	1	Slotted Scraper
	G10636	2	Carriage Bolt, ½"-13 x 1½"
	G10071	2	Serrated Flange Nut, ½"-13
11	GA14349	1	Wheel Module
12	GD20461	1	Pin, 1¼" x 13"
	G11400	2	Retaining Ring, 1¼"
13	GA14348	1	Lower Half Clamp
	G10006	6	Hex Head Cap Screw, 5/8"-11 x 2¼"
	G11391	6	Flat Washer, 5/8", SAE
	G10230	6	Lock Washer, 5/8"
	G10104	6	Hex Nut, 5/8"-11
14	GA5122	1	Wheel Tower Clamp
	G10004	2	Hex Head Cap Screw, 3/8"-16 x 1¼"
	G11091	2	Serrated Flange Nut, 3/8"-16
15	GD7944	1	Lockup Mount
16	GA9870	1	Lockup W/Pin
17	GA8041	1	See "Contact Wheel and Arm Assembly" on page P51
18	---	1	See "Master Lift Cylinder" on page P87 See "Slave Lift Cylinder" on page P88 See "Assist Cylinder" on page P90
19	GA5121	2	Pin, 2½"
	G10053	2	Hex Head Cap Screw, ½"-13 x 2½"
	G10111	2	Lock Nut, ½"-13
20	GD5841	1	Pin, 1¼" x 5/8"
	G10460	2	Cotter Pin, ¼" x 2"
	G10159	4	Machine Bushing, 1¼", 10 Gauge (As Required)
A	GA24828	1	Hub and Spindle Assembly (Items 1-5)
B	GA14412	1	Tire and Rim Assembly (Items 6 and 7)

*Specific brand requests will be supplied only as available from current Kinze Repair Parts stock. If a specific brand requested is not in stock, the brand available will be supplied.

(EF38hh)

L.H. Side Shown



ITEM	PART NO.	QTY. (Per Assy.)	DESCRIPTION
1	G10233	-	Machine Bushing, 1", 10 Gauge
2	GA5105	1	Sprocket, 15 Tooth, See "Two-Speed Point Row Clutch Drive" on page P61 (If Applicable)
3	GA2180	2	Hanger Bearing, 7/8" Hex Bore
4	GD11125	1	Bar
5	GD11158	1	Spacer, 3/4" O.D. x 9/16" Long (If Applicable)
	GD9229	2	Spacer, 1 1/4" O.D. x 1/2" Long (If Applicable)
6	GA7154	3	Sprocket W/Bearing, 18 Tooth
7	G10397	1	Hex Head Cap Screw, 1/2"-13 x 2 3/4"
	G10168	1	Machine Bushing, 1/2", 7 Gauge
	G10128	-	Machine Bushing, 1/2", 14 Gauge (As Required)
	G10111	1	Lock Nut, 1/2"-13
8	GD6825-12.75	1	Hex Shaft, 7/8" x 12 3/4" (2 Holes)
9	GA5114	1	Sprocket, 30 Tooth (Mechanical)
10	G10602	2	Spring Pin, 1/4" x 1 1/2"

ITEM	PART NO.	QTY. (Per Assy.)	DESCRIPTION
11	G10478	1	Clevis Pin, 5/16" x 1"
	G10409	1	Retaining Ring, 5/16"
12	G10017	1	Hex Head Cap Screw, 1/2"-13 x 1 1/2"
	G10128	1	Machine Bushing, 1/2", 14 Gauge
	G10501	1	Hex Jam Nut, 1/2"-13, Grade 2
13	GA9553	1	Idler W/Sprocket And Hardware, L.H.
	GA9554	1	Idler W/Sprocket And Hardware, R.H. (Shown)
	GA7154	-	Sprocket W/Bearing, 18 Tooth (Included W/GA9553 and GA9554)
	G10017	-	Hex Head Cap Screw, 1/2"-13 x 1 1/2" (Included W/GA9553 and GA9554)
	G10128	-	Machine Bushing, 1/2", 14 Gauge (Included W/GA9553 and GA9554)
	G10501	-	Hex Jam Nut, 1/2"-13, Grade 2 (Included W/GA9553 and GA9554)
14	G10013	1	Hex Head Cap Screw, 5/8"-11 x 3 1/2"
	G10036	1	Hex Head Cap Screw, 5/8"-11 x 4"
	G11391	1	Flat Washer, 5/8" SAE
	G10107	1	Lock Nut, 5/8"-11
	G10104	1	Hex Nut, 5/8"-11
15	G10303	-	Carriage Bolt, 5/16"-18 x 1"
	G10232	-	Lock Washer, 5/16"
	G10106	-	Hex Nut, 5/16"-18
16	GD5857	1	Spring
17	GA5202	1	Sprocket, 34 Tooth See "Point Row Clutch" on page P53 (If Applicable)
18	G10130	1	Square Head Machine Bolt, 5/16"-18 x 1 3/4"
	G10923	1	Flange Nut, 5/16"-18, No Serration
19	---	-	See "Seed Rate Transmission Assembly and Driveline" on page P65
20	GD11045	1	Lock Clamp
21	G3310-74	1	Chain, No. 40, 74 Pitch Including Connector Link, See "Two-Speed Point Row Clutch Drive" on page P61 (If Applicable)
	GR0912	-	Connector Link, No. 40
22	---	-	See "Transport and Ground Drive Wheel Assembly" on page P47
23	GA8041	1	Wheel Tower
24	G10055	2	Hex Head Cap Screw, 5/8"-11 x 1 1/4" (Stop Bolt)
	G10107	2	Lock Nut, 5/8"-11
25	GA2068	2	Spring W/Plug
26	G10501	2	Hex Jam Nut, 1/2"-13, Grade 2
27	GA8042	1	Arm
28	G10890	2	Hex Head Adjusting Bolt, 1/2"-13 x 4", Grade 2
29	GD11157	2	Spacer, 1 1/2" O.D. x 5/8" Long
30	GA5090	1	Tire And Rim Assembly (Specify Brand*)
	GD5753	-	Tire, 4.10" x 6" (Specify Brand*) (Included W/GA5090)
	GD5752	-	Inner Tube (Included W/GA5090)
	GA5089	-	Rim, 3.25" x 6" (Sub GA5090) (Included W/GA5090)
31	GA9846	-	Flanged Bearing, 7/8" Hex Bore
32	GD6825-11.625	1	Hex Shaft, 7/8" x 11 5/8" (2 Holes)
33	G3310-102	1	Chain, No. 40, 102 Pitch including Connector Link (Mechanical)
	G3310-104	-	Chain, No. 40, 104 Pitch Including Connector Link, Used With 38 Tooth Sprocket
	GR0912	-	Connector Link, No. 40
---	---	-	See "Two-Speed Point Row Clutch Drive" on page P61 (If Applicable)
34	GA5114	1	Sprocket, 30 Tooth (Mechanical)
	---	-	See "Two-Speed Point Row Clutch Drive" on page P61 (If Applicable)
35	GD2558	1	Lynch Pin, 1/4"
36	G10004	3	Hex Head Cap Screw, 3/8"-16 x 1 1/4"
	G11091	3	Serrated Flange Nut, 3/8"-16
37	G10004	1	Hex Head Cap Screw, 3/8"-16 x 1 1/4"
	G10101	1	Hex Nut, 3/8"-16


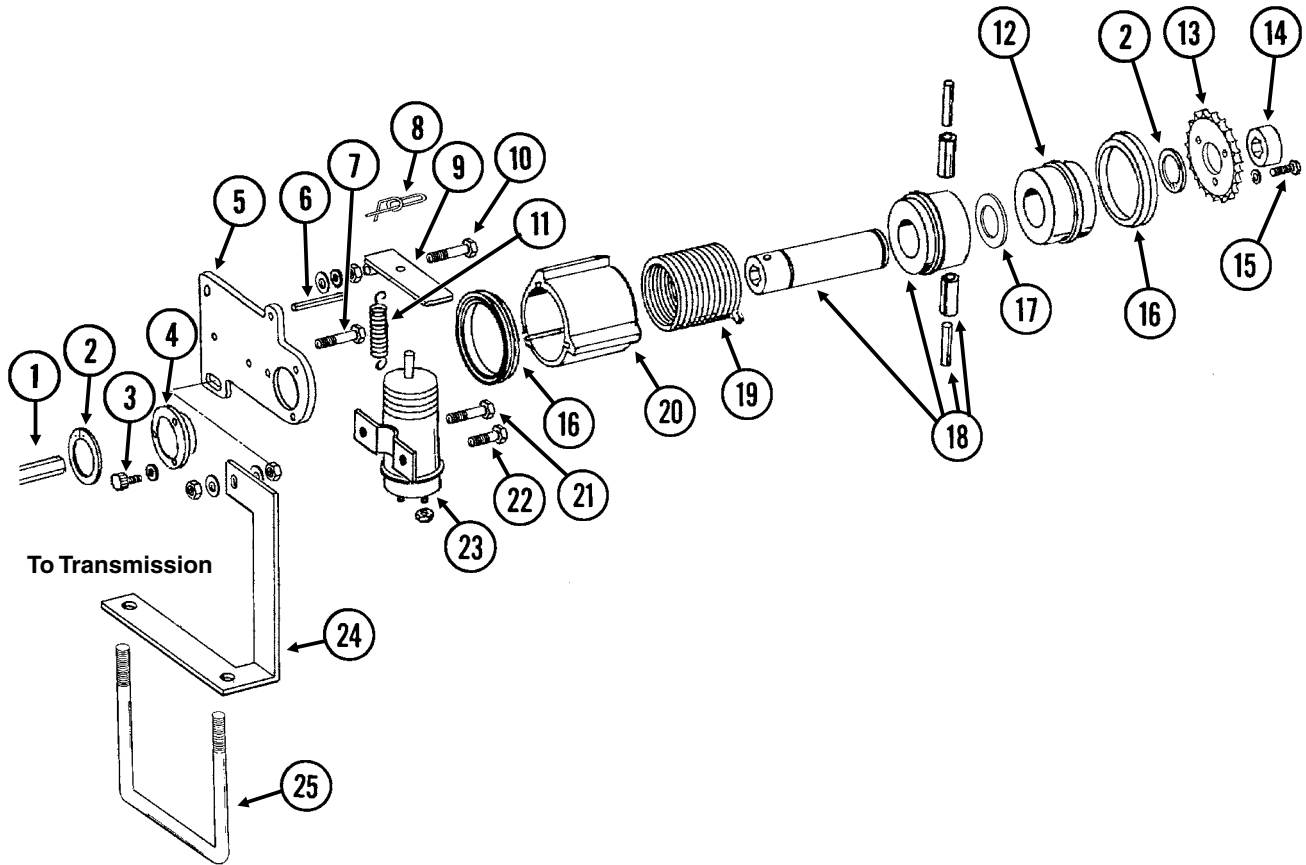
ITEM	PART NO.	QTY. (Per Assy.)	DESCRIPTION
38	G10053	1	Hex Head Cap Screw, 1/2"-13 x 2 1/2"
	G10128	-	Machine Bushing, 1/2", 14 Gauge (As Required)
	G10111	1	Lock Nut, 1/2"-13
39	GB0218	2	Bushing, 2 1/32" I.D. x 7/8" O.D. x 1 9/32" Long
40	G10751	2	Hex Head Cap Screw, 5/8"-18 x 1 3/4"
	G10235	6	Machine Bushing, 7/8", 14 Gauge
	G11391	2	Flat Washer, 5/8" SAE
	G10412	2	Lock Nut, 5/8"-18
41	G10303	6	Carriage Bolt, 5/16"-18 x 1"
	G10620	6	Serrated Flange Nut, 5/16"-18
A	G1K269	-	Lock Clamp Kit (Items 18 And 20)

***Specific brand requests will be supplied only as available from current Kinze Repair Parts stock. If a specific brand requested is not in stock, the brand available will be supplied. Different brand tires may have different diameters. Change in tire brands may affect rates. Field checks are recommended after any change in contact tires.**

This page left blank intentionally.

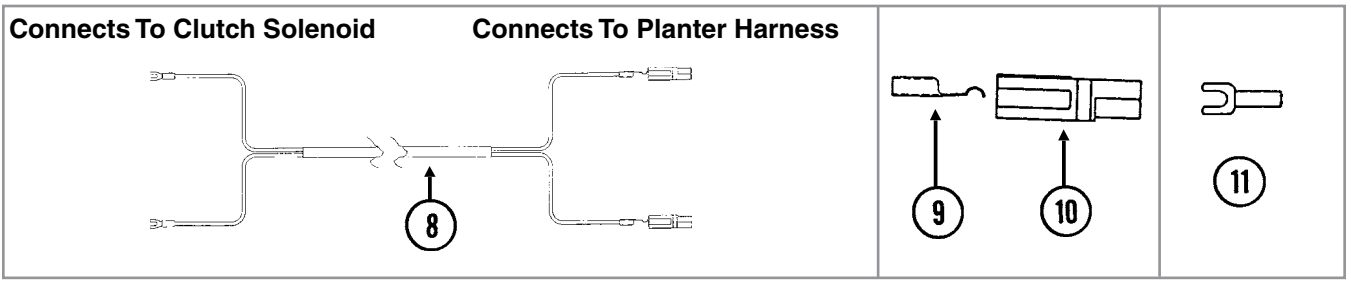
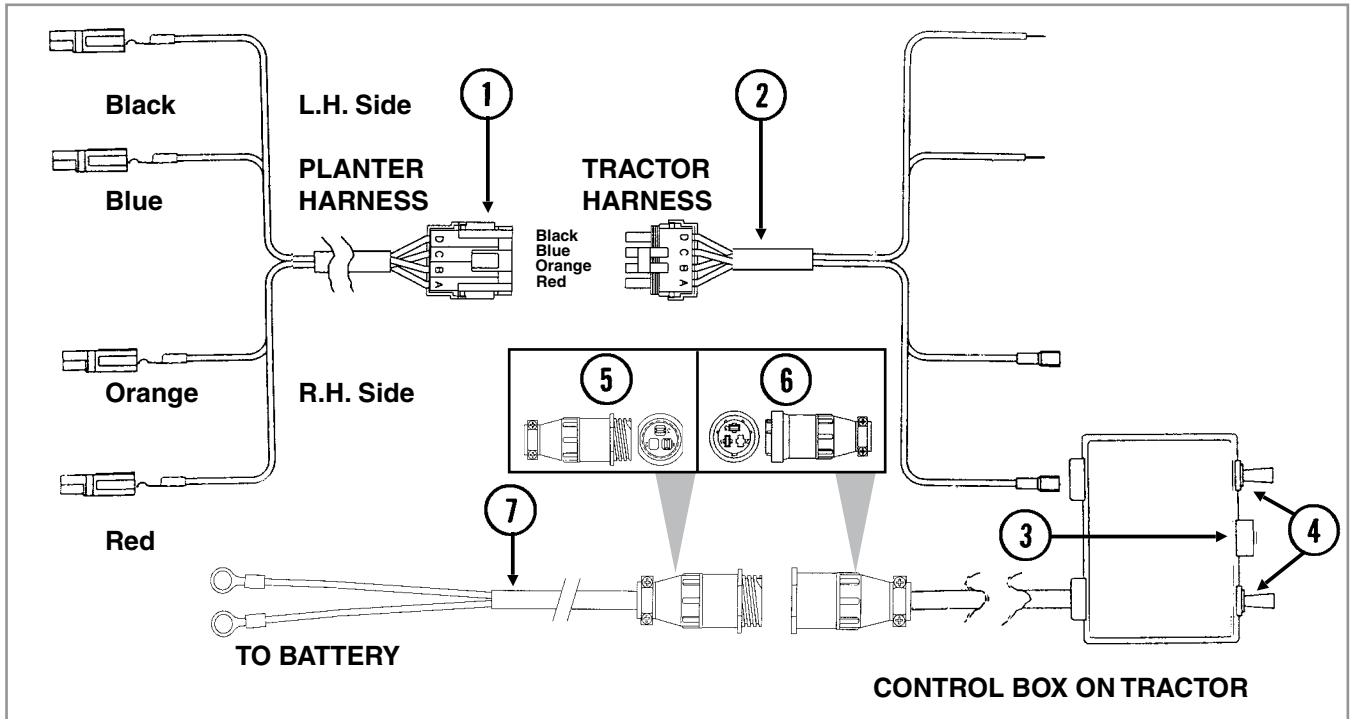
(EF40f)

L.H. Side Shown



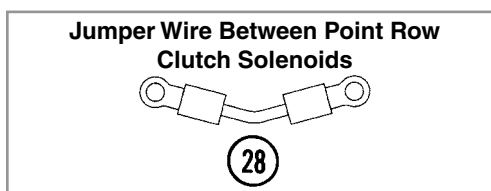
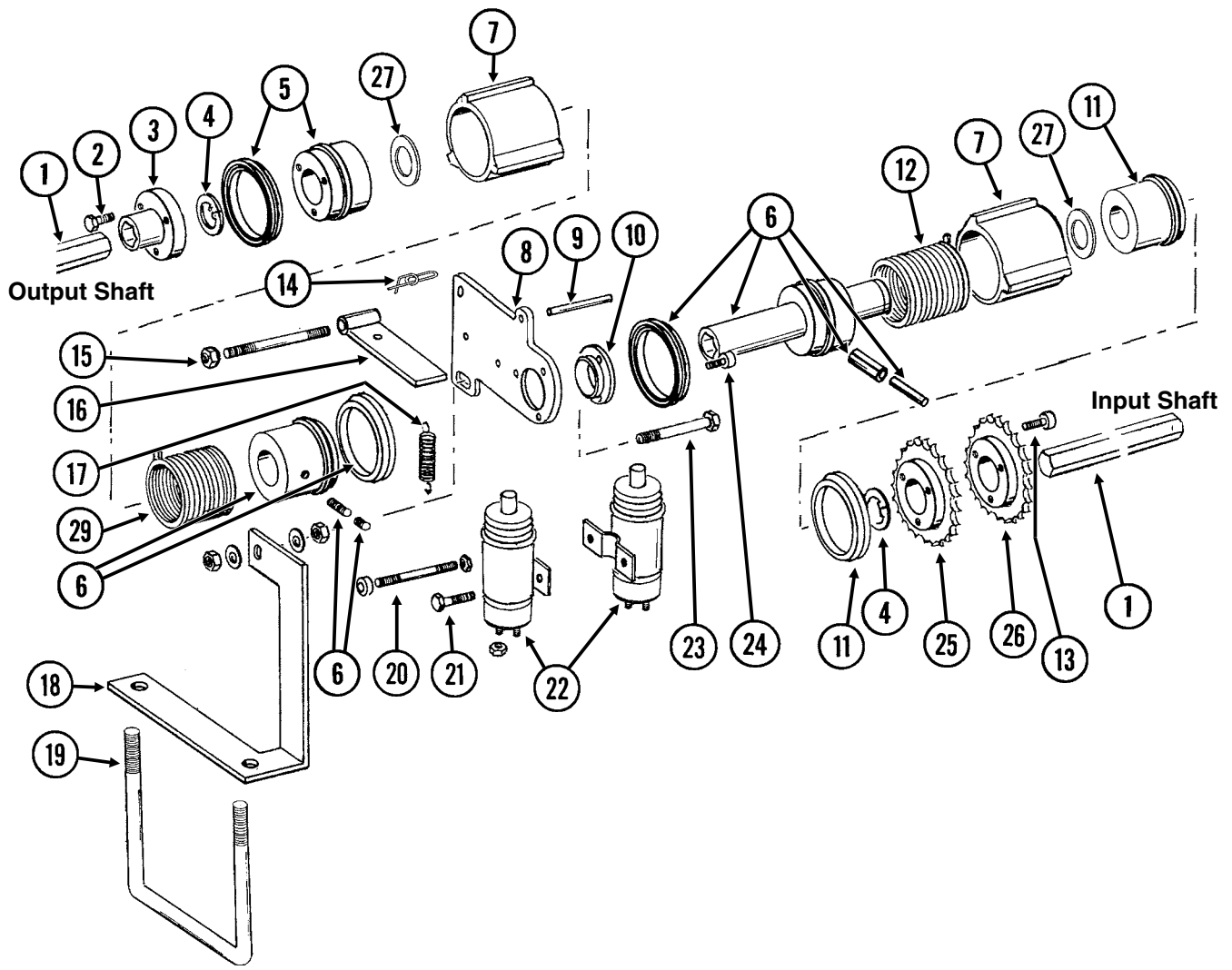
ITEM	PART NO.	QTY. (Per Assy.)	DESCRIPTION
1	---	-	See "Seed Rate Transmission Assembly and Driveline" on page P65
2	G10496	2	External Inverted Snap Ring, 1½"
3	G10253	3	Hex Socket Head Screw, No. 10-32 x ½"
	G10257	3	Lock Washer, No. 10
4	GD9667	1	Bushing
5	GD10103	1	Mounting Plate
6	G10859	1	Spring Pin, ⅜" x 2¼"
7	G10325	1	Hex Head Cap Screw, ⅜"-16 x 2¾"
	G11387	2	Flat Washer, ⅜" SAE
	G10101	2	Hex Nut, ⅜"-16
8	GD11120	1	Rue Ring Cotter, ⅜"
9	GD10510	1	Actuator Arm
10	G10049	1	Hex Head Cap Screw, ⅜"-16 x 2½"
	G10101	1	Hex Nut, ⅜"-16
	G11387	1	Flat Washer, ⅜" SAE
	G10229	2	Lock Washer, ⅜"
	G10497	1	Hex Jam Nut, ⅜"-16, Grade 2
11	GD10123	1	Spring
12	GD10104	1	Input Hub
13	GD10525	1	Sprocket, 34 Tooth
14	GD10200	1	Sleeve, ¾" Long
15	G10023	3	Hex Head Cap Screw, ¼"-20 x ¾"
	G10227	3	Lock Washer, ¼"
16	GD14512	2	V-Ring Seal
17	GD14513	1	Felt Washer
18	GA7137	1	Hub/Sleeve Assembly W/Spring Pins
	G10804	-	Spring Pin, ⅝ ₃₂ " x ⅞" (Included W/GA7137)
	G10765	-	Spring Pin, ¼" x 1" (Included W/GA7137)
19	GD9672	1	Spring, R.H.
	GD9671	-	Spring, L.H.
20	GD10102	1	Stop Collar
21	G10900	1	Hex Socket Head Cap Screw, ¼"-20 x 1¾", Grade 8
	G10227	1	Lock Washer, ¼"
	G10103	2	Hex Nut, ¼"-20
22	G10023	1	Hex Head Cap Screw, ¼"-20 x ¾"
	G10227	1	Lock Washer, ¼"
	G10103	1	Hex Nut, ¼"-20
23	GA8393	1	Solenoid Complete
	GR1306	1	Snap Ring (Included W/GA8393)
	GR1303	1	Spring (Included W/GA8393)
	GR1304	1	Boot (Included W/GA8393)
	GR1305	1	Plunger (Included W/GA8393)
24	GD10528	-	Bracket, R.H. (Shown)
	GD10529	1	Bracket, L.H.
25	GD7145	1	U-Bolt, 7" x 7" x ½"-13
	G10111	2	Lock Nut, ½"-13
26	GA10054	1	Ground Cable, Green
A	GA7418	-	Point Row Clutch Assembly, R.H. (R.H. Side Of Machine) (Items 2-6, 8-13, 15-23, And 26)
B	GA7417	-	Point Row Clutch Assembly, L.H. (L.H. Side Of Machine) (Items 2-6, 8-13, 15-23, And 26)

(EF10b/ELC34/ELC35/EF10c/SFP6/TWL18/TWL76)



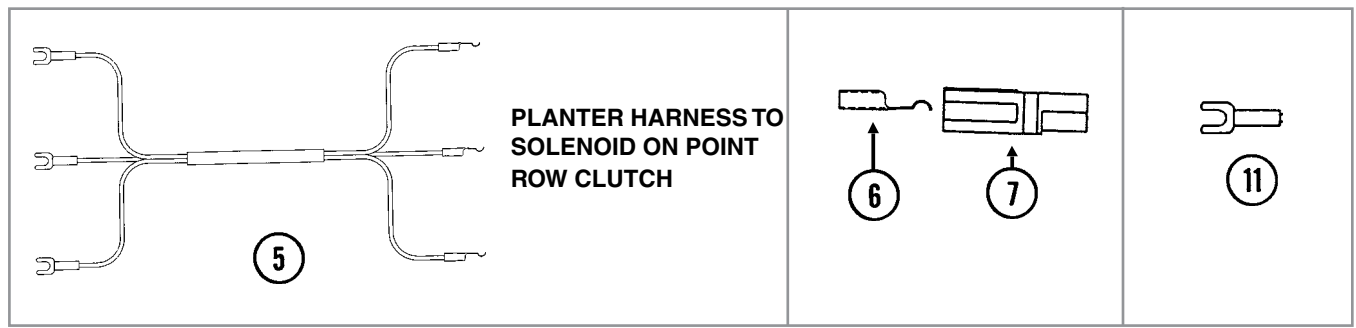
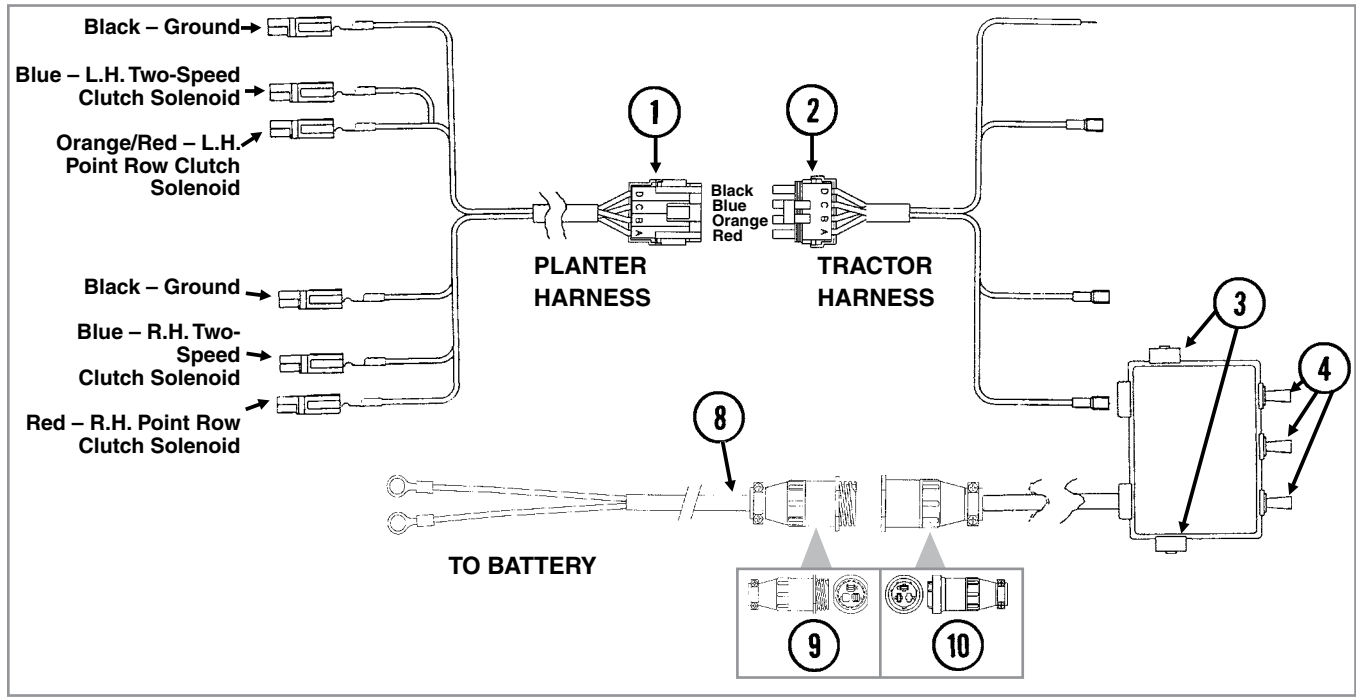
ITEM	PART NO.	QTY. (Per Assy.)	DESCRIPTION
1	GR1446 GA8328	- -	Harness W/4-Pin Connector, 194" 4-Pin Connector W/Female Housing, 4 Seals And 4 Pin Contacts (Included W/GR1446)
2	GR1447 GA8329	- -	Harness W/4-Pin Connector, 152" 4-Pin Connector W/Male Housing, 4 Seals And 4 Socket Contacts (Included W/GR1447)
3	GA7165	-	Circuit Breaker, 12 Amp
4	GA7144	-	Two-Position Switch
5	G1K267	-	Power Lead Adapter Connector Kit, Includes: (1) 3-Pin Connector, (1) Cable Clamp, (3) Male Terminal Pins
6	G1K268	-	Console Cable Connector Kit, Includes: (1) 3-Pin Connector, (1) Cable Clamp, (1) Lock Ring, (3) Female Terminal Pins
7	GA7856	1	Power Lead Adapter
8	GA7212	1	Wiring Harness, 192"
9	GD9530	-	Contact
10	GD9529 GD12726	- -	Housing, Black Housing, Red
11	G10996	-	Fork Terminal
A	GA8746	-	Control Box Assembly (Items 1-4 and 9-10)

(EF50d/SFP46/TWL71a/TWL76/TWL18)

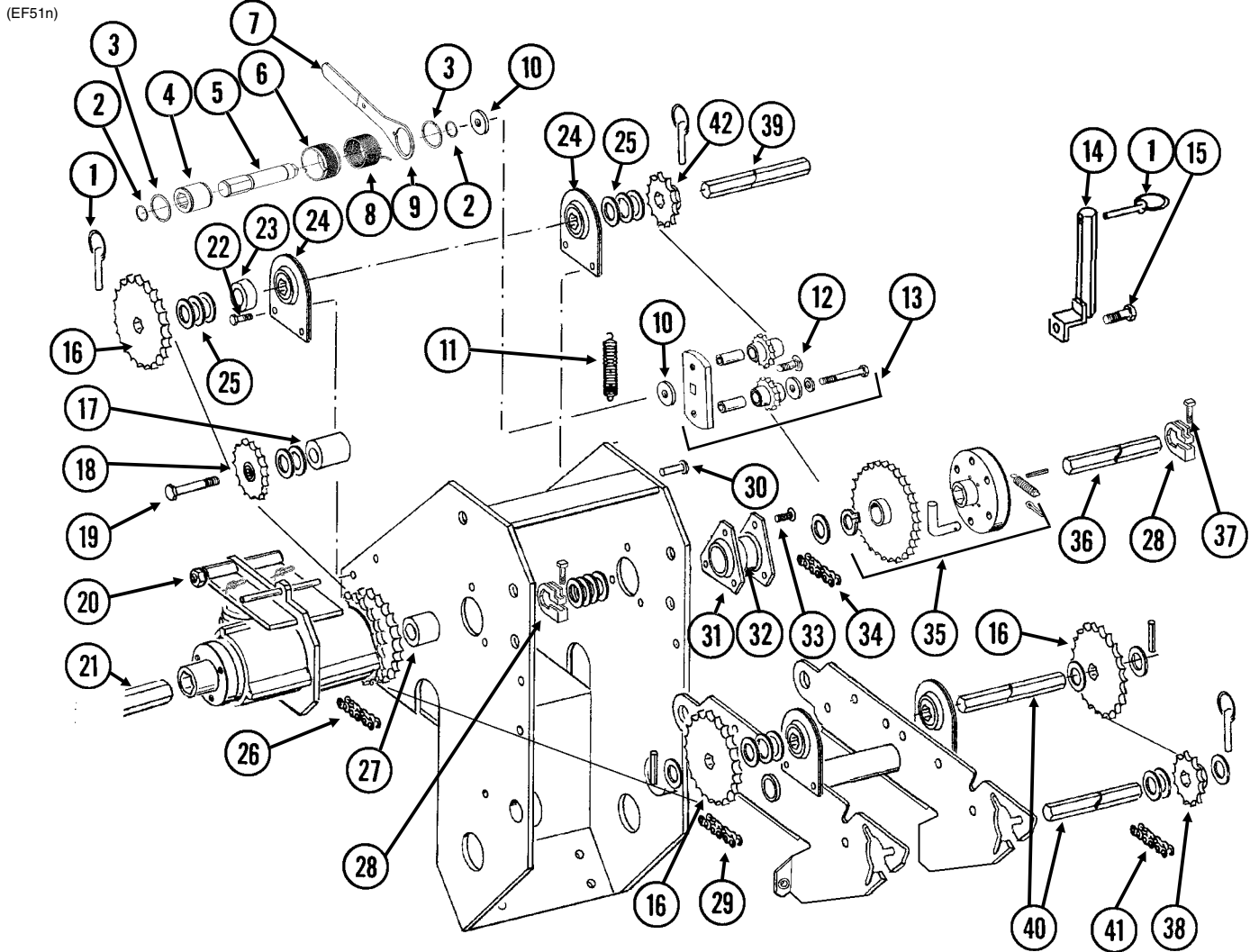


ITEM	PART NO.	QTY. (Per Assy.)	DESCRIPTION
1	---	-	See "Two-Speed Point Row Clutch Drive" on page P61
2	G10374	3	Hex Socket Head Cap Screw, 1/4"-20 x 1"
3	GA9068	1	Hex Coupler
4	G10496	2	External Inverted Snap Ring, 1 1/2"
5	GA9572	1	Hub W/Seal
	GD10120	-	Seal
6	GA7463	1	Hub/Sleeve Assembly W/Seals, Sleeve, Pins, And Screws
	GD10120	-	Seal (Included W/GA7463)
	GD10584	-	Sleeve (Included W/GA7463)
	G10873	-	Hex Socket Set Screw, 5/16"-18 x 3/4" (Included W/GA7463)
	G10872	-	Hex Socket Set Screw, 5/16"-18 x 1/4" (Included W/GA7463)
	G10804	-	Spring Pin, 5/32" x 7/8" (Included W/GA7463)
	G10765	-	Spring Pin, 1/4" x 1" (Included W/GA7463)
7	GD10585	2	Stop Collar
8	GD10103	1	Mounting Plate
9	G10859	1	Spring Pin, 3/16" x 2 1/4"
10	GD10586	1	Bushing
11	GA9571	1	Hub W/Seal
	GD10120	-	Seal
12	GD9672	2	Spring, R.H.
13	G10638	3	Hex Head Cap Screw, 1/4"-20 x 2"
	G10227	3	Lock Washer, 1/4"
14	GD11120	2	Rue Ring Cotter, 5/16"
15	GD10636	1	Threaded Rod, 3/8"-16 x 4 1/4"
	G10108	2	Lock Nut, 3/8"-16
	G10229	2	Lock Washer, 3/8"
	G10101	2	Hex Nut, 3/8"-16
16	GD10510	2	Actuator Arm
17	GD10123	2	Spring
18	GD10528	1	Bracket, R.H. (Shown)
	GD10529	-	Bracket, L.H.
19	GD7145	1	U-Bolt, 7" x 7" x 1/2"-13
	G10128	2	Machine Bushing, 1/2", 14 Gauge
	G10111	2	Lock Nut, 1/2"-13
20	GD10635	1	Threaded Rod, 1/4"-20 x 3 1/2"
	G10103	2	Hex Nut, 1/4"-20
	G10227	2	Lock Washer, 1/4"
	GD10282	2	Allen Nut, 1/4"-20
21	G10023	1	Hex Head Cap Screw, 1/4"-20 x 3/4"
	G10227	1	Lock Washer, 1/4"
	G10103	1	Hex Nut, 1/4"-20
22	GA8393	2	Solenoid Complete
	GR1306	-	Snap Ring (Included W/GA8393)
	GR1303	-	Spring (Included W/GA8393)
	GR1304	-	Boot (Included W/GA8393)
	GR1305	-	Plunger (Included W/GA8393)
23	G10172	1	Hex Head Cap Screw, 3/8"-16 x 5"
	G10101	1	Hex Nut, 3/8"-16
	G11387	2	Flat Washer, 3/8" SAE
	G10108	1	Lock Nut, 3/8"-16
24	G10876	3	Hex Socket Head Screw, No. 10-32 x 1/4"
25	GD10672	1	Input Sprocket, 30 Tooth
26	GD10673	1	Sprocket, 34 Tooth
27	GD14513	2	Felt Washer
28	GA7274	1	Jumper Wire W/Ring Terminals, 2 3/16", Between Solenoids
29	GD9671	1	Spring, L.H.

(SFP46d/SFP46e/TWL71a/TWL76/TWL18/TWL76)



ITEM	PART NO.	QTY. (Per Assy.)	DESCRIPTION
1	GR1448 GA8328	- -	Harness W/4-Pin Connector, 60" 4-Pin Connector W/Female Housing, 4 Seals, And 4 Pin Contacts (Included W/GR1448)
2	GR1449 GA8329	- -	Harness W/4-Pin Connector, 152" 4-Pin Connector W/Male Housing, 4 Seals, And 4 Socket Contacts (Included W/GR1449)
3	GA7165	2	Circuit Breaker, 12 Amp
4	GA7144	3	Two-Position Switch
5	GA7577	1	Wiring Harness, 288"
6	GD9530	-	Contact
7	GD9529 GD12726	- -	Housing, Black Housing, Red
8	GA7856	1	Power Lead Adapter
9	G1K267	-	Power Lead Adapter Connector Kit, Includes: (1) 3-Pin Connector, (1) Cable Clamp, (3) Male Terminal Pins
10	G1K268	-	Console Cable Connector Kit, Includes: (1) 3-Pin Connector, (1) Cable Clamp, (1) Lock Ring, (3) Female Terminal Pins
11	G10996	-	Fork Terminal
A	GA8748	-	Control Box Assembly (Items 1-4 and 6-7)



ITEM	PART NO.	QTY. (Per Assy.)	DESCRIPTION
1	GD2558	3	Lynch Pin, 1/4"
2	G10496	2	External Inverted Snap Ring, 1 1/2"
3	G11075	2	External Inverted Snap Ring, 7/8"
4	GD14432	1	Sleeve, 1 1/4"
5	GD14426	1	Tightener Shaft, 3 3/8"
6	GD19344	-	Release Collar, L.H. (Shown)
	GD19343	1	Release Collar, R.H.
7	G11078	1	Vinyl Cap
8	GD14414	1	Torsion Spring, R.H. (Shown)
	GD14413	-	Torsion Spring, L.H.
9	GD14431	1	Handle
10	G10235	2	Machine Bushing, 7/8", 14 Gauge
11	GD5857	1	Spring
12	G11100	1	Hex Socket Button Head Cap Screw, 1/4"-20 x 1/2", Grade 8
	G10227	1	Lock Washer, 1/4"
	G11385	1	Flat Washer, 1/4" SAE

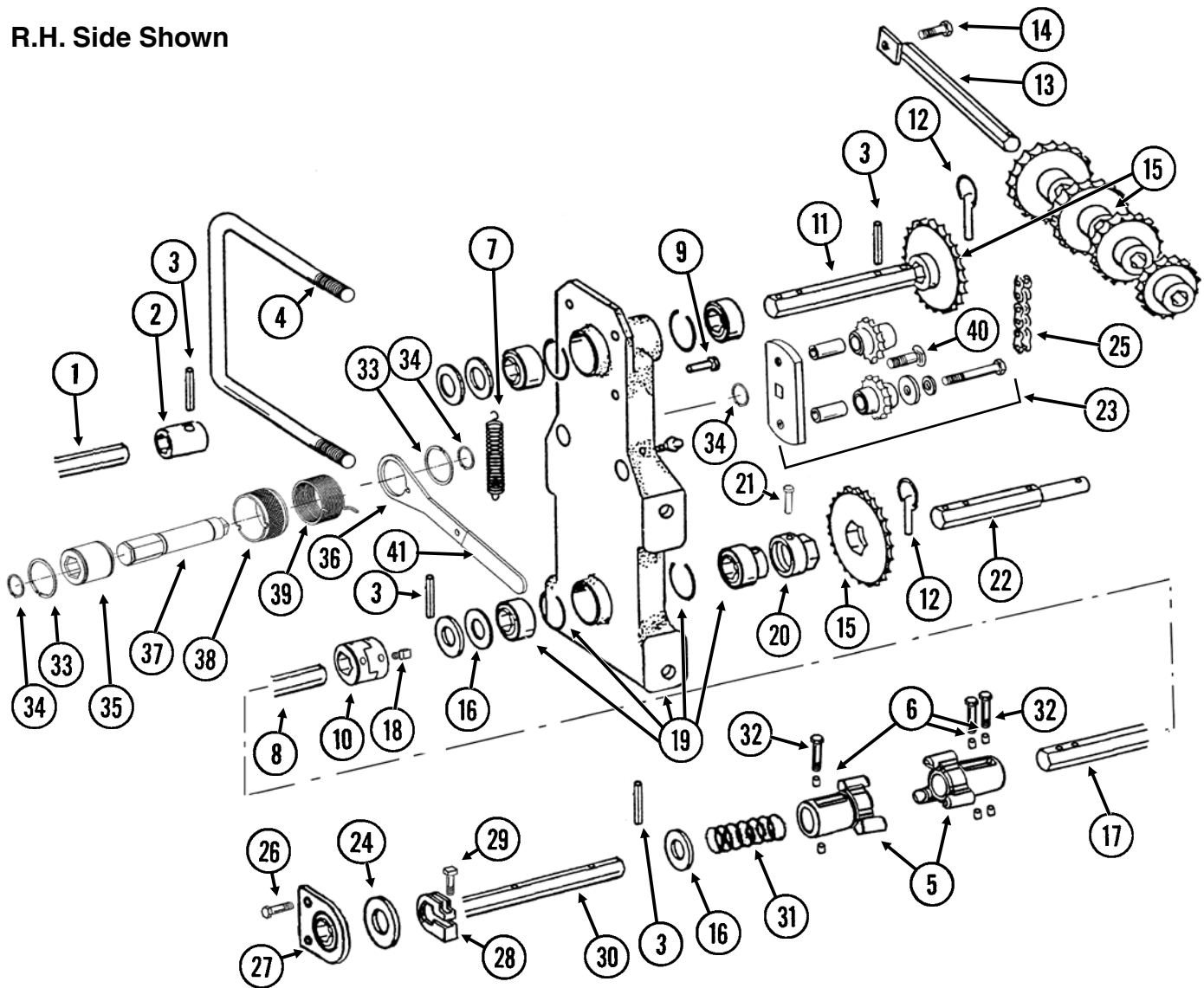
ITEM	PART NO.	QTY. (Per Assy.)	DESCRIPTION
13	GA7336	1	Idler W/Bolt-On Sprockets
	GD7426	-	Sprocket, 12 Tooth (Included W/GA7336)
	GD1026	-	Sleeve, 1 $\frac{3}{16}$ " Long (Included W/GA7336)
	G11387	-	Flat Washer, $\frac{3}{8}$ " SAE (Included W/GA7336)
	G10229	-	Lock Washer, $\frac{3}{8}$ " (Included W/GA7336)
	G10047	-	Hex Head Cap Screw, $\frac{3}{8}$ "-16 x 1 $\frac{3}{4}$ " (Included W/GA7336)
14	GA7313	1	Sprocket Storage Rod
15	G10017	1	Hex Head Cap Screw, $\frac{1}{2}$ "-13 x 1 $\frac{1}{2}$ "
	G10228	1	Lock Washer, $\frac{1}{2}$ "
	G10102	1	Hex Nut, $\frac{1}{2}$ "-13
16	GA5114	3	Sprocket, 30 Tooth
17	GD11213	1	Spacer, 1 $\frac{1}{4}$ " O.D. x 1 $\frac{3}{4}$ " Long
18	GA7154	1	Sprocket W/Bearing, 18 Tooth
19	G10035	1	Hex Head Cap Screw, $\frac{1}{2}$ "-13 x 4"
	G11389	1	Flat Washer, $\frac{1}{2}$ " SAE
	G10128	2	Machine Bushing, $\frac{1}{2}$ ", 14 Gauge
	G10111	1	Lock Nut, $\frac{1}{2}$ "-13
20	---	-	See "Two-Speed Point Row Clutch" on page P58
21	GD0914-6.25	1	Hex Shaft, $\frac{7}{8}$ " x 6 $\frac{1}{4}$ " (No Holes), 12 Row 30"
22	G10001	4	Hex Head Cap Screw, $\frac{3}{8}$ "-16 x 1"
	G10229	4	Lock Washer, $\frac{3}{8}$ "
	G10101	4	Hex Nut, $\frac{3}{8}$ "-16
23	GD11157	1	Spacer, 1 $\frac{1}{2}$ " O.D. x $\frac{5}{8}$ " Long
24	GA2180	2	Hanger Bearing, $\frac{7}{8}$ " Hex Bore
25	G10233	10	Machine Bushing, 1", 10 Gauge
26	G3310-76	1	Chain, No. 40, 76 Pitch Including Connector Link
	GR0912	-	Connector Link, No. 40
27	GD5900-25	1	Sleeve, 2"
28	GD11045	2	Lock Clamp
	G10233	4	Machine Bushing, 1", 10 Gauge
29	G3310-80	1	Chain, No. 40, 80 Pitch Including Connector Link
	GR0912	-	Connector Link, No. 40
30	G10478	1	Clevis Pin, $\frac{5}{16}$ " x 1"
	G10409	1	Retaining Ring, $\frac{5}{16}$ "
31	G3400-01	2	Flangette
32	G2100-03	1	Bearing, $\frac{7}{8}$ " Hex Bore, Spherical
33	G10303	3	Carriage Bolt, $\frac{5}{16}$ "-18 x 1"
	G10232	3	Lock Washer, $\frac{5}{16}$ "
	G11386	3	Flat Washer, $\frac{5}{16}$ " SAE (As Required)
	G10106	3	Hex Nut, $\frac{5}{16}$ "-18
34	G3310-68	1	Chain, No. 40, 68 Pitch Including Connector Link
	G3310-06	-	Chain, No. 40, 6 Pitch Including Connector Link
	GR0912	-	Connector Link, No. 40

ITEM	PART NO.	QTY. (Per Assy.)	DESCRIPTION
35	GA7320	1	Overrunning Sprocket Assembly, R.H.
	GA7321	-	Overrunning Sprocket Assembly, L.H.
	G10430	1	External Retaining Ring, 1¼" (Included W/GA7320 and GA7321)
	GD1255	6	L-Pin (Included W/GA7320 and GA7321)
	G10546	6	Spring Pin, 3/16" x 1¼" (Included W/GA7320 and GA7321)
	G10470	6	Cotter Pin, 5/32" x 1" (Included W/GA7320 and GA7321)
	GD10366	6	Spring (Included W/GA7320 and GA7321)
	GA7317	1	Block (Included W/GA7320 and GA7321)
	GA7319	1	Sprocket W/Bushing, 30 Tooth (Included W/GA7320 and GA7321)
36	GD0914-20	1	Hex Shaft, 7/8" x 20" (No Holes)
37	G10130	2	Square Head Machine Bolt, 5/16"-18 x 1¾"
	G10923	2	Flange Nut, 5/16"-18, No Serration
38	GA5105	1	Sprocket, 15 Tooth
39	GD6825-14.5	1	Hex Shaft, 7/8" x 14½" (2 Holes)
40	---	-	See "Contact Wheel and Arm Assembly" on page P51
41	G3310-92	1	Chain, No. 40, 92 Pitch Including Connector Link and Offset Link (Mechanical)
	GR0912	-	Connector Link, No. 40
42	GA5105	1	Sprocket, 15 Tooth
	GA5106	1	Sprocket, 17 Tooth
	GA5109	1	Sprocket, 24 Tooth
	GA5112	1	Sprocket, 27 Tooth
	GA5108	1	Sprocket, 23 Tooth (From Transmission)
	GA5110	1	Sprocket, 25 Tooth (From Transmission)
	GA5111	1	Sprocket, 26 Tooth (From Transmission)
A	G1K269	-	Lock Clamp Kit (Items 23 And 34)
B	G1K381	-	Wrap Spring Wrench Replacement Kit, Silver Collar, L.H. (Items 2-10 And 12) (Shown)
	G1K380	1	Wrap Spring Wrench Replacement Kit, Gold Collar, R.H. (Items 2-10 And 12)

This page left blank intentionally.

(EF45h)

R.H. Side Shown



ITEM	PART NO.	QTY. (Per Assy.)	DESCRIPTION
1	GD0914-20 ---	2 -	Hex Shaft, 7/8" x 20" (No Holes), 12 Row 30" See "Two-Speed Point Row Clutch Drive" on page P61 (If Applicable)
2	GD5961	1	Coupler, 2 1/4"
3	G10602	-	Spring Pin, 1/4" x 1 1/2"
4	GD1114 G10230 G10104	1 2 2	U-Bolt, 7" x 7" x 5/8"-11 Lock Washer, 5/8" Hex Nut, 5/8"-11
5	GB0283	2	Coupler
6	GD11395	6	Bushing, 1/2"
7	GD5857	1	Spring
8	GD12616-78	2	Hex Shaft, 7/8" x 78" (2 Holes), 12 Row 30"
9	G10478 G10409	1 1	Clevis Pin, 5/16" x 1" Retaining Ring, 5/16"
10	GB0287	2	Coupler

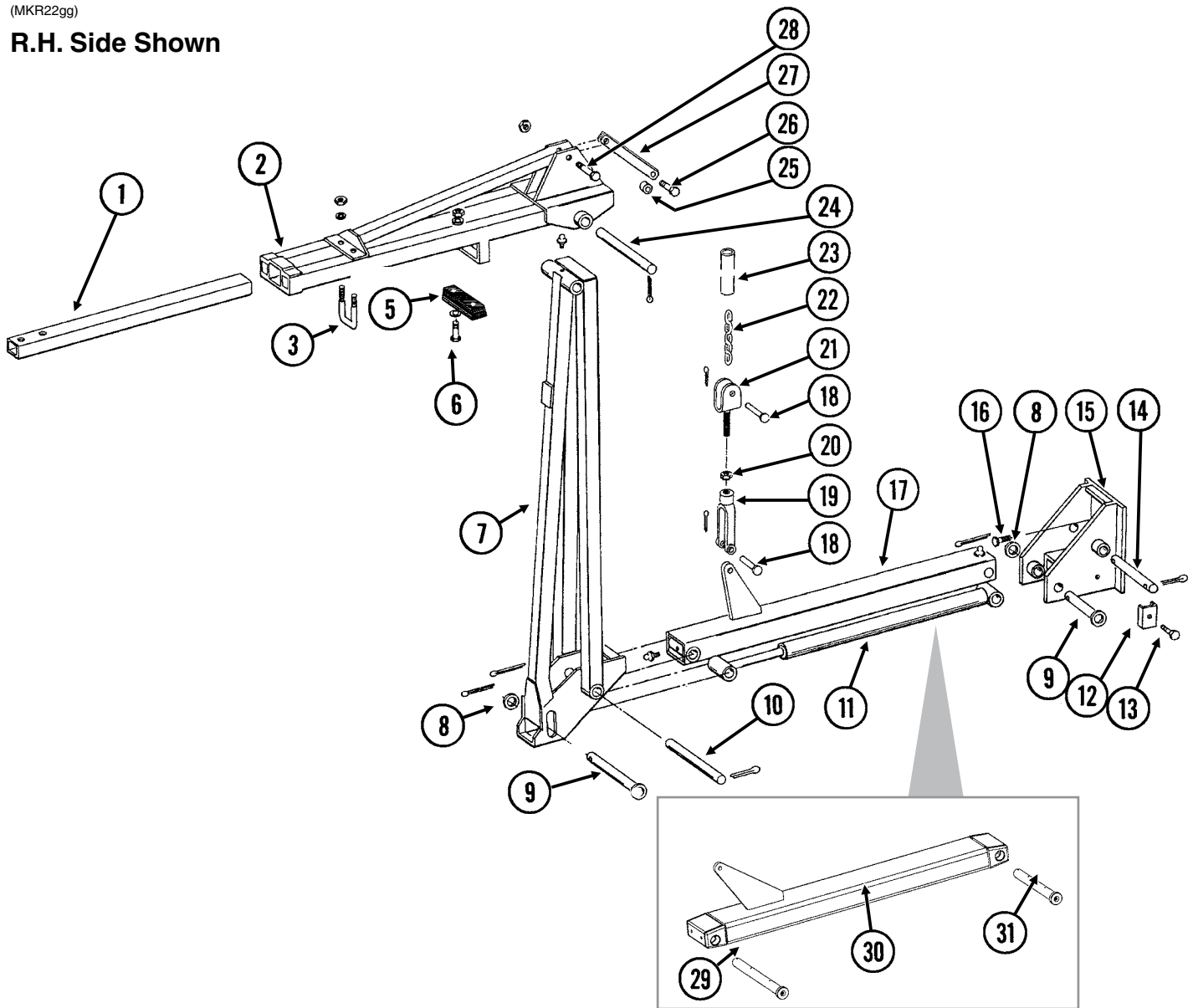
ITEM	PART NO.	QTY. (Per Assy.)	DESCRIPTION
11	GD5835	1	Shaft, 7/8" x 7"
12	GD2558	3	Lynch Pin, 1/4"
13	GA5146	1	Sprocket Storage Rod (Mechanical)
14	G10017	1	Hex Head Cap Screw, 1/2"-13 x 1 1/2"
	G10527	1	Lock Washer, 1/2", Internal/External
	G10111	1	Lock Nut, 1/2"-13
15	GA5105	1	Sprocket, 15 Tooth
	GA5106	1	Sprocket, 17 Tooth
	GA5107	1	Sprocket, 19 Tooth
	GA5108	2	Sprocket, 23 Tooth
	GA5109	1	Sprocket, 24 Tooth
	GA5110	1	Sprocket, 25 Tooth
	GA5111	1	Sprocket, 26 Tooth
	GA5112	1	Sprocket, 27 Tooth
	GA5113	1	Sprocket, 28 Tooth
16	G10233	4	Machine Bushing, 1", 10 Gauge
17	GD11393-78	2	Hex Shaft, 7/8" x 78" (3 Holes), 12 Row 30"
18	G10131	4	Square Head Set Screw, 5/16"-18 x 3/4"
19	GA5629	1	Transmission Plate W/Bearings, Grease Fittings And Retaining Rings
	GA5116	3	Bearing, 7/8" Hex Bore, Cylindrical (Included W/GA5629)
	GA5624	1	Special Bearing, 7/8" Hex Bore x 1.6" (Included W/GA5629)
	GD6551	4	Ring (Included W/GA5629)
	G10640	-	Grease Fitting, 1/4"-28 (Included W/GA5629)
20	GD7127	1	Shear Coupler
21	G10821	1	Clevis Pin, 3/16" x 2"
	G10455	-	Cotter Pin, 1/16" x 1/2"
22	GD7822	1	Shaft, 7/8" x 7"
23	GA7336	1	Idler W/Bolt-On Sprockets
	GD7426	-	Sprocket, 12 Tooth (Included W/GA7336)
	GD1026	-	Sleeve, 1 3/16" Long (Included W/GA7336)
	G11387	-	Flat Washer, 3/8" SAE (Included W/GA7336)
	G10229	-	Lock Washer, 3/8" (Included W/GA7336)
	G10047	-	Hex Head Cap Screw, 3/8"-16 x 1 3/4" (Included W/GA7336)
24	G11396	1	Flat Washer, 1 1/4"
25	G3310-80	1	Chain, No. 40, 80 Pitch Including Connector Link
	GR0912	-	Connector Link, No. 40
26	G10004	-	Hex Head Cap Screw, 3/8"-16 x 1 1/4"
	G10229	-	Lock Washer, 3/8"
	G10101	1	Hex Nut, 3/8"-16
27	GA2180	2	Hanger Bearing, 7/8" Hex Bore
28	GD11045	-	Lock Clamp
29	G10130	-	Square Head Machine Bolt, 5/16"-18 x 1 3/4"
	G10923	-	Flange Nut, 5/16"-18, No Serration
30	GD11394-79	1	Hex Shaft, 7/8" x 79" (2 Holes), L.H., 12 Row 30"
	GD11394-90	-	Hex Shaft, 7/8" x 90" (2 Holes), R.H., 12 Row 30"
31	GD2962	2	Spring
32	G10880	3	Hex Head Cap Screw, 1/4"-20 x 2 1/4"
	G10110	3	Lock Nut, 1/4"-20, Grade B
33	G10496	2	External Inverted Snap Ring, 1 1/2"
34	G11075	3	External Inverted Snap Ring, 7/8"
35	GD14432	1	Sleeve, 1 1/4"
36	GD14431	1	Handle
37	GD14427	1	Tightener Shaft, 4 7/8"

ITEM	PART NO.	QTY. (Per Assy.)	DESCRIPTION
38	GD19343	1	Release Collar, R.H. (Shown)
	GD19344	-	Release Collar L.H.
39	GD14413	-	Torsion Spring, L.H. (Shown)
	GD14414	1	Torsion Spring, R.H.
40	G11100	1	Hex Socket Button Head Cap Screw, 1/4"-20 x 1/2", Grade 8
	G10227	1	Lock Washer, 1/4"
	G11453	1	Fender Washer, 1/4"
41	G11078	1	Vinyl Cap
A	G1K269	-	Lock Clamp Kit (Items 28 And 28)
B	G1K378	1	Wrap Spring Wrench Replacement Kit, Blue Collar, R.H. (Items 33-41) (Shown)
	G1K379	-	Wrap Spring Wrench Replacement Kit, Gray Collar, L.H. (Items 33-41)

This page left blank intentionally.

(MKR22gg)

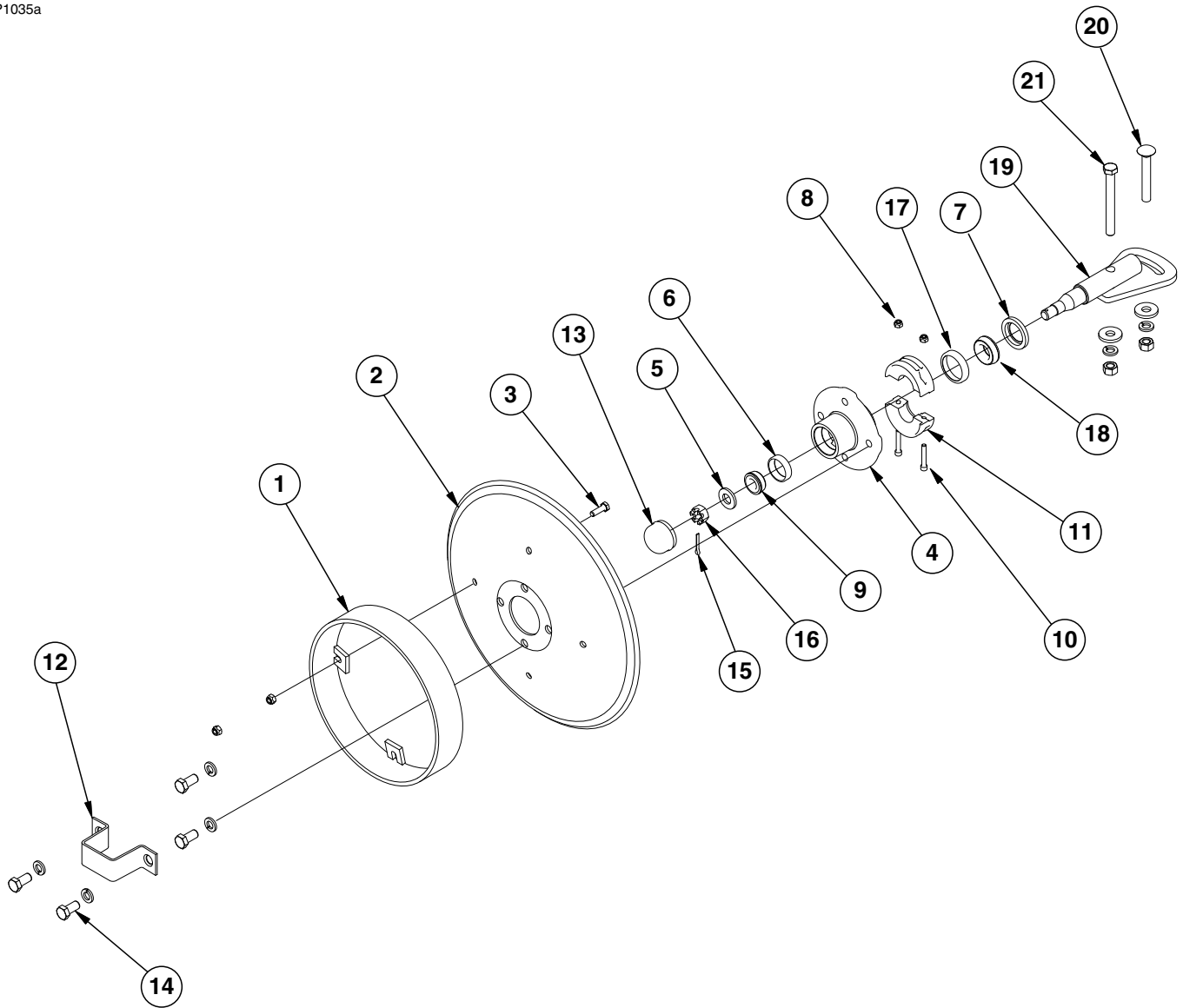
R.H. Side Shown



ITEM	PART NO.	QTY. (Per Assy.)	DESCRIPTION
1	GD0453-06	1	Extension Tube, 30"
2	GA8106	1	Arm, Third Stage, 35"
3	GD2721	1	U-Bolt, 2" x 2" x 1/2"-13
	G10228	2	Lock Washer, 1/2"
	G10102	2	Hex Nut, 1/2"-13
4	---	-	---
5	GA9145	1	Molded Stop, 6 1/4" Long
6	G10047	2	Hex Head Cap Screw, 3/8"-16 x 1 3/4"
	G10809	-	Hex Head Cap Screw, 3/8"-16 x 3 1/4"
	G10203	2	Washer, 3/8" SAE
	G10108	2	Lock Nut, 3/8"-16
7	GA8076	1	Arm W/Grease Fitting, Second Stage, 72"
	G10641	-	Grease Fitting, 1/8" NPT (Included W/GA8076)
8	G10159	-	Washer, 1 7/8"

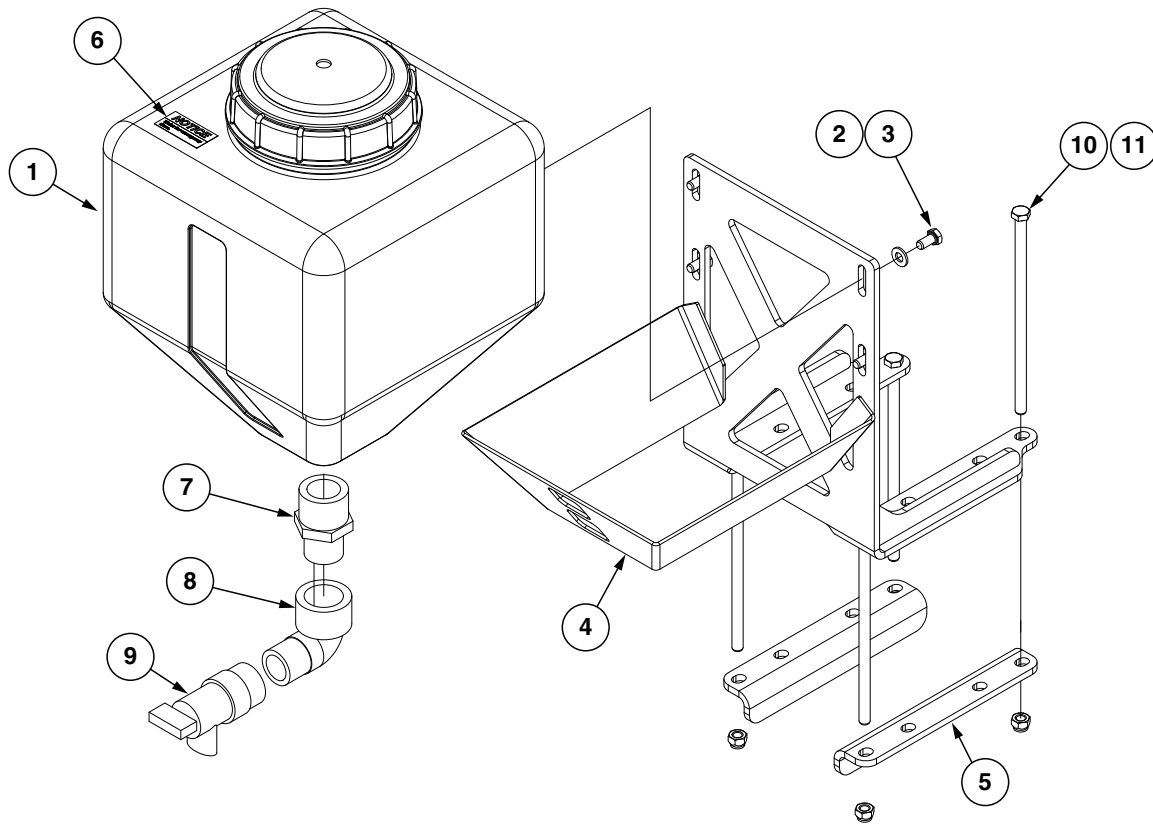
ITEM	PART NO.	QTY. (Per Assy.)	DESCRIPTION
9	GD15386	2	Pin, 1¼" x 7⅝"
	G10460	2	Cotter Pin, ¼" x 2"
10	GD3214	1	Pin, 1¼" x 12¼"
	G10460	2	Cotter Pin, ¼" x 2"
11	---	-	See "Row Marker (Cushion) Cylinder" on page P91
12	GD5875	1	Hose Clamp, ⅞" x 2½" x 2"
13	G10003	1	Hex Head Cap Screw, ⅜"-16 x 1½"
	G10108	1	Lock Nut, ⅜"-16
14	GD0652	1	Pin, 1¼" x 9½"
	G10460	2	Cotter Pin, ¼" x 2"
15	GA8073	1	Mount
16	G10879	4	Flanged 12 Point Bolt, ⅝"-11 x 2", Special Hardened
	G10230	2	Lock Washer, ⅝"
	G10104	2	Hex Nut, ⅝"-11
17	GA8074	1	Arm W/Grease Fittings, First Stage
	G10641	-	Grease Fitting, ⅛" NPT (Included W/GA8074)
18	G10560	2	Clevis Pin, ½" x 1¾"
	G10451	-	Cotter Pin, ⅛" x 1"
19	GD8218	1	Yoke
20	G10503	1	Hex Jam Nut, ⅝"-11, Grade 2
21	GD11115	1	Plain Yoke
22	G3302-07	1	Coil Chain, No. 9/0, 28 Links
23	GD10674-02	1	Chain Cover, 56", 12 Row 30"
24	GD2697	1	Pin, ⅞" x 11"
	G10463	2	Cotter Pin, ¼" x 1½"
25	GD2971-11	1	Sleeve, 1 ⅞" Long
26	G10049	1	Hex Head Cap Screw, ⅜"-16 x 2½"
	G10210	1	Washer, ⅜" USS
	G10108	1	Lock Nut, ⅜"-16
27	GA8072	1	Linkage, 10"
28	G10862	1	Hex Head Cap Screw, ⅝"-11 x 3¼"
	G10107	2	Lock Nut, ⅝"-11
29	GD21142	-	Marker Pin, 1¼" x 1⅜"
	G10640	-	Grease Fitting, ¼"-28
	G11400	-	Retaining Ring, 1¼"
	G10460	1	Cotter Pin, ¼" x 2"
30	GA11592	-	Arm, First Stage
31	GD21143	-	Marker Pin, 1¼" x 9½"
	G10640	-	Grease Fitting, ¼"-28
	G11400	-	Retaining Ring, 1¼"
	G10460	1	Cotter Pin, ¼" x 2"

IP1035a



ITEM	PART NO.	QTY. (Per Assy.)	DESCRIPTION
1	GA5853	1	Depth Band
2	GD0746	1	Disc Blade, Solid, 16" (Shown)
	GD10283	-	Disc Blade, Notched, 16" (Optional)
3	G10019	4	Hex Head Cap Screw, 5/16"-18 x 1"
	G10109	4	Lock Nut, 5/16"-18, Grade 8
4	GA0167	1	Hub W/Cups, 4 Bolt (Includes Items 6 and 17)
5	G11391	1	Flat Washer, 5/8" SAE
6	GR0151	1	Outer Cup
7	GD21540	1	Grease Seal
8	G10110	2	Lock Nut, 1/4"-20, Grade B
9	GA0257	1	Bearing
10	G11418	2	Hex Socket Head Cap Screw, 1/4"-20 x 1 1/2"
11	GB0554	2	Hub Shield
12	GD2597	1	Retainer
13	GD0840	1	Dust Cap
14	G10722	4	Hex Head Cap Screw, 1/2"-20 x 1"
	G10228	4	Lock Washer, 1/2"
15	G10544	1	Cotter Pin, 5/32" x 1"
16	G10725	1	Slotted Hex Nut, 5/8"-18
17	GR0150	1	Inner Cup
18	GA0245	1	Bearing
19	GA15151	1	Spindle
20	G10844	1	Carriage Bolt, 1/2"-13 x 3 1/2"
	G10168	1	Machine Bushing, 1/2", 7 Gauge
	G10228	1	Lock Washer, 1/2"
	G10102	1	Hex Nut, 1/2"-13
21	G10045	1	Hex Head Cap Screw, 1/2"-13 x 4 1/2"
	G10168	2	Machine Bushing, 1/2", 7 Gauge
	G10228	2	Lock Washer, 1/2"
	G10102	2	Hex Nut, 1/2"-13
A	GA13719	-	Hub And Spindle Assembly, (Items 4-7, 9, and 12-19)

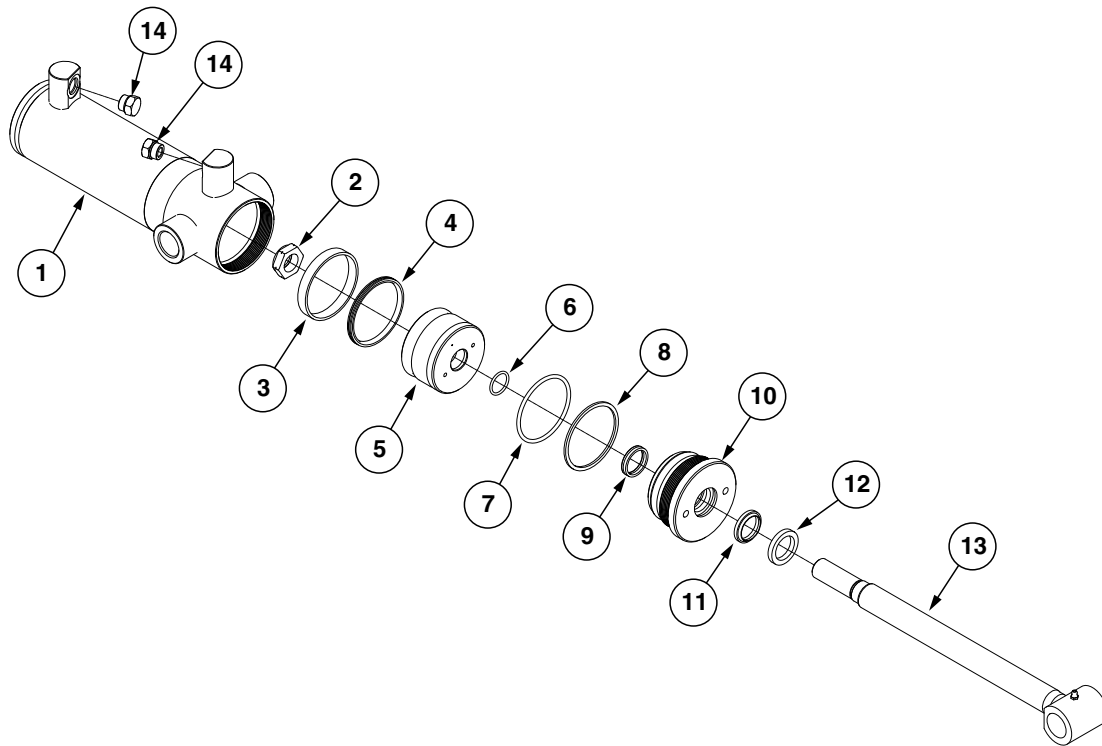
A21003



ITEM	PART NO.	QTY.	DESCRIPTION
1	GD30723	1	4 Gallon Water Tank W/Lid
2	G11386	4	Flat Washer, 5/16" SAE
3	G10018	4	Hex Head Cap Screw, 5/16"-18 x 5/8"
4	GA24449	1	Water Tank Mount
5	GD30221	2	Water Tank Mount Brackets
6	G7100-501	1	Decal, Notice
7	G10727	1	Reducing Nipple, 1-1/4" x 1"
8	G11742	1	1" NPT 90° Elbow
9	GD30722	1	1" NPTF Flush Valve
10	G10686	4	Hex Head Cap Screw, 3/8"-16 x 8"
11	G10108	4	Lock Nut, 3/8"-16

This page left blank intentionally.

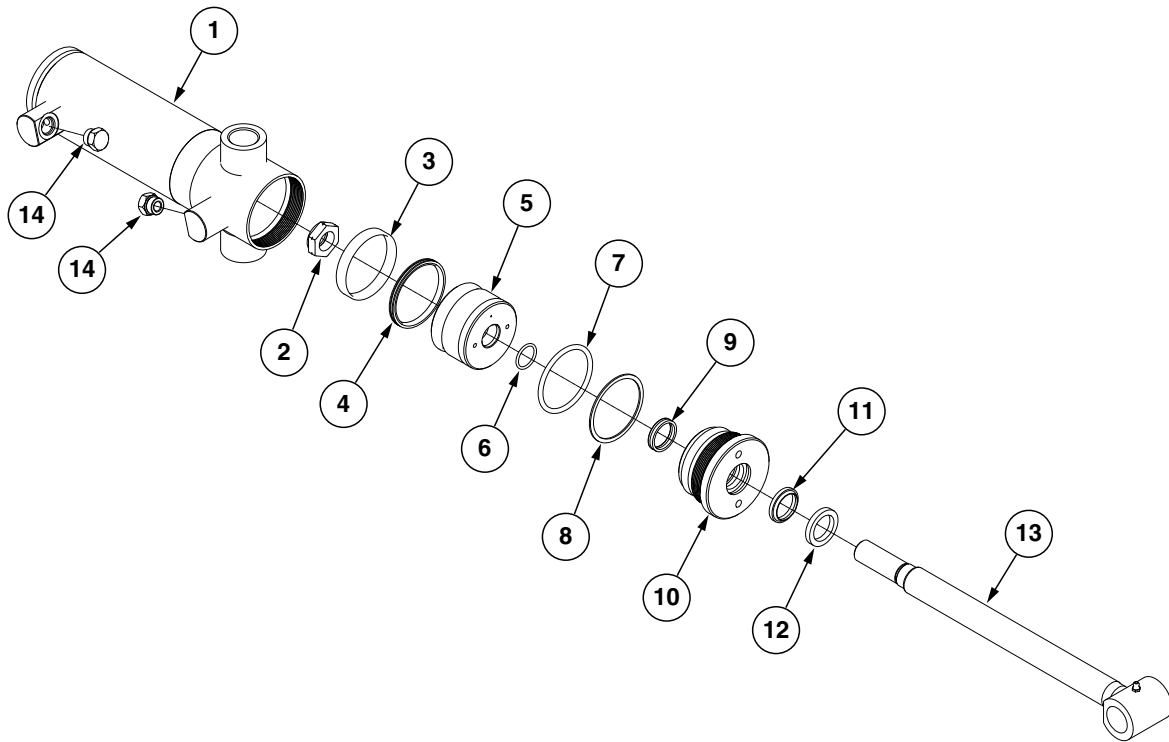
(IP1523)



ITEM	PART NO.	QTY.	DESCRIPTION
1	A4295	1	Barrel
2	GD27235	1	Nylon Lock Nut, 1"-14, Grade 8
3	*D12056	1	Wear Ring
4	*D12280	1	T-Seal
5	GA21112	1	Piston
6	*D29649	1	O-Ring, No. 215
7	*D12231	1	O-Ring, No. 338
8	*D12232	1	BU Ring
9	*D12251	1	U-Cup
10	GD12507	1	Gland
11	*D12210	1	Wiper
12	GD12102	1	Ring
13	GA21106	1	Rod
14	G6408-08	2	Plug W/O-Ring, 3/4"-16 O-Ring
	GR1037	-	O-Ring
A	GA21111	-	Cylinder Complete, 3½" x 8" (Part Number Stamped On Barrel)
B	GR2228	-	Seal Kit, Includes: (1) Wiper, (3) O-Rings, (1) BU Ring, (1) T-Seal, (1) Wear Ring, (1) U-Cup

*Item is part of seal kit, item can not be purchased individually.

(IP1524)

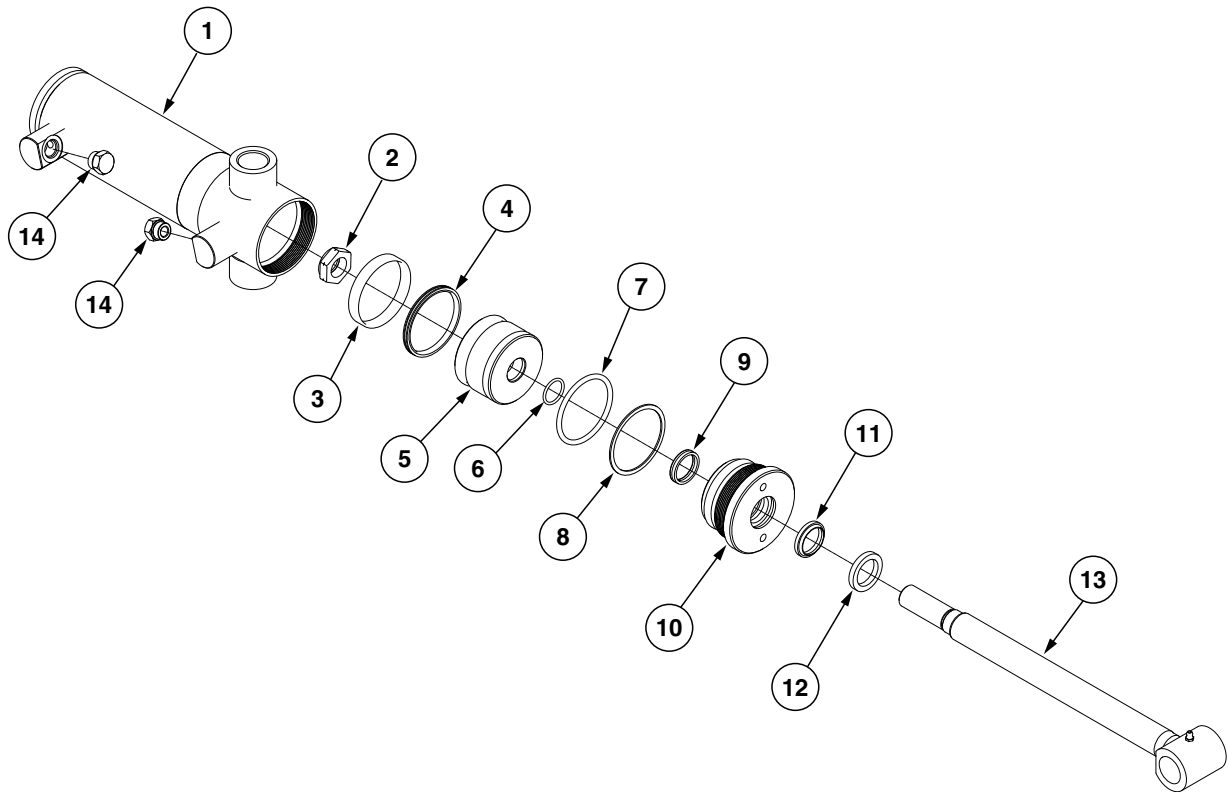


ITEM	PART NO.	QTY.	DESCRIPTION
1	A7538	1	Barrel
2	GD27235	1	Nylon Lock Nut, 1"-14, Grade 8
3	*D12038	1	Wear Ring
4	*D12279	1	T-Seal
5	GA21105	1	Piston
6	*D29649	1	O-Ring, No. 215
7	*D12227	1	O-Ring, No. 336
8	*D12228	1	Back-Up Ring
9	*D12251	1	U-Cup
10	GD12505	1	Gland
11	*D12210	1	Wiper
12	GD12102	1	Ring
13	GA21106	1	Rod
14	G6408-08	2	Plug W/O-Ring, 3/4"-16 O-Ring
	GR1037	-	O-Ring
A	GA21104	-	Cylinder Complete, 3 1/4" x 8" (Part Number Stamped On Barrel)
B	GR2225	-	Seal Kit, Includes: (1) Wiper, (1) U-Cup, (3) O-Rings, (1) BU Ring, (1) T-Seal, (1) Wear Ring

*Item is part of seal kit, item can not be purchased individually.

This page left blank intentionally.

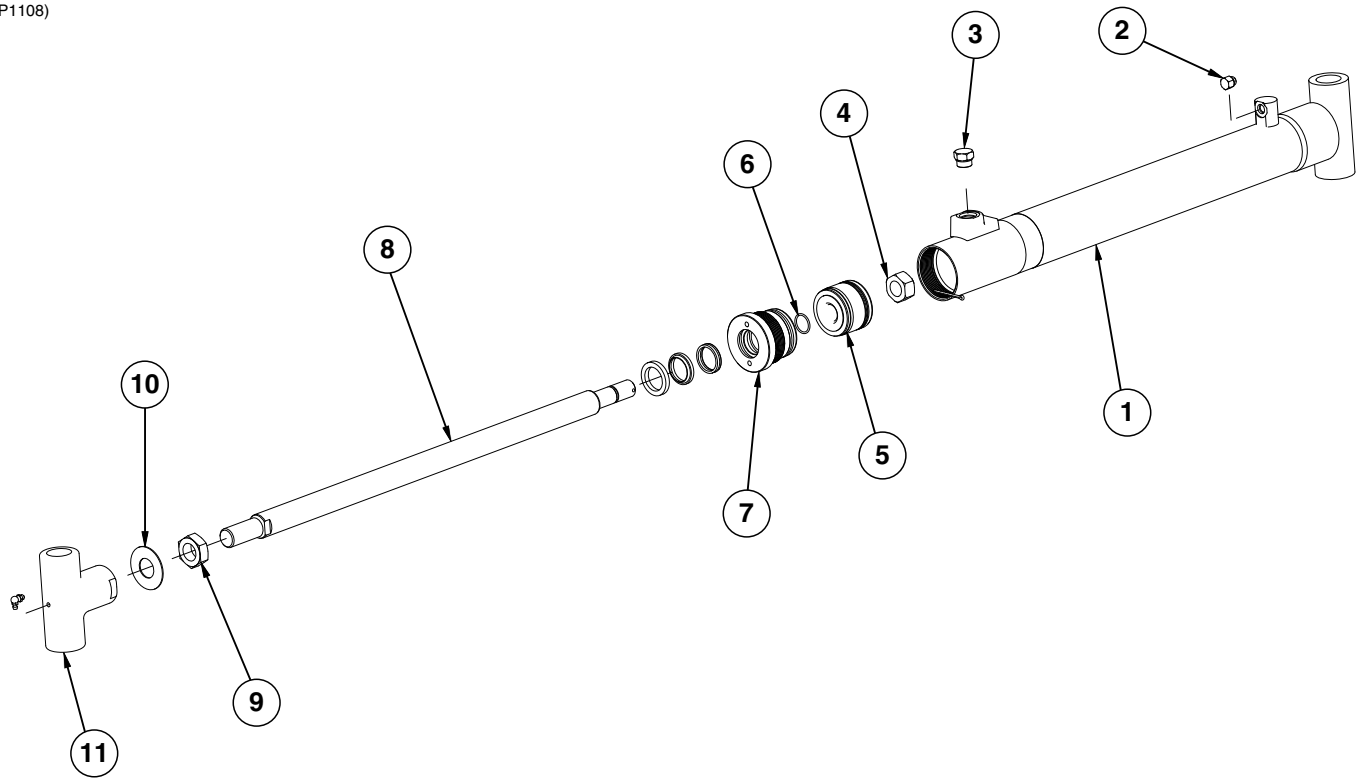
(IP1526)



ITEM	PART NO.	QTY.	DESCRIPTION
1	A7538	1	Barrel
2	GD27235	1	Nylon Lock Nut, 1"-14, Grade 8
3	*D12038	1	Wear Ring
4	*D12279	1	T-Seal
5	GD30388	1	Piston
6	*D29649	1	O-Ring, No. 215
7	*D12227	1	O-Ring, No. 336
8	*D12228	1	Back-Up Ring
9	*D12251	1	U-Cup
10	GD12505	1	Gland
11	*D12210	1	Wiper
12	GD12102	1	Ring
13	GA21106	1	Rod
14	G6408-08 GR1037	2 -	Plug W/O-Ring, 3/4"-16 O-Ring O-Ring
A	GA21109	-	Cylinder Complete, 3 1/4" x 8" (Part Number Stamped On Barrel)
B	GR2225	-	Seal Kit, Includes: (1) Wiper, (1) U-Cup, (3) O-Rings, (1) BU Ring, (1) T-Seal, (1) Wear Ring

*Item is part of seal kit, item can not be purchased individually.

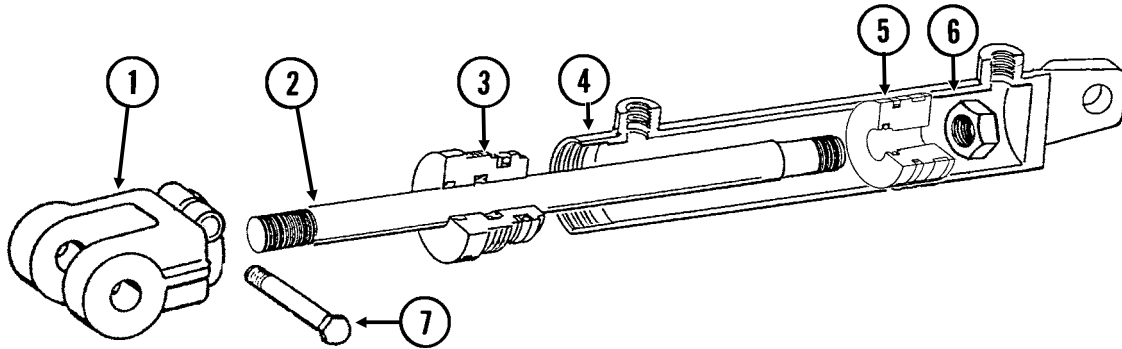
(IP1108)



ITEM	PART NO.	QTY.	DESCRIPTION
1	GA8836	1	Barrel (Non-Stock Item)
2	G6408-04 GR1465	1 -	Plug W/O-Ring, 7/16"-20 O-Ring O-Ring
3	G6408-08 GR1037	1 -	Plug W/O-Ring, 3/4"-16 O-Ring O-Ring
4	G10969	1	Lock Nut, 7/8"-14
5	GD11983 *D12275 *D12012	1 1 1	Piston T-Seal, 2 1/2" Piston Ring, 2 1/2"
6	*D12214	1	O-Ring
7	GD10207 *D12251 *D12213 *D12212 *D12210 GD12102	1 1 1 1 1 1	Gland U-Cup Back-up Ring O-Ring Wiper Cast Iron Ring
8	GD14529 GD34209	1 -	Rod (2015 - 2017 Production) Rod (2018 Production and on)
9	G10324	1	Hex Jam Nut, 1"-14
10	GD23002	1	Locking Device
11	GD14308 G10779	1 1	Threaded Sleeve End Grease Fitting, 90°, 1/4"-28
A	GA10123	-	Cylinder Complete, 2 1/2" x 20 1/16" (Part Number Stamped On Barrel)
B	GR1521	1	Seal Kit, Includes: (1) T Seal, (2) O-Rings, (1) BU Ring, (1) U-Cup, (1) Wiper, (1) Cast Iron Ring

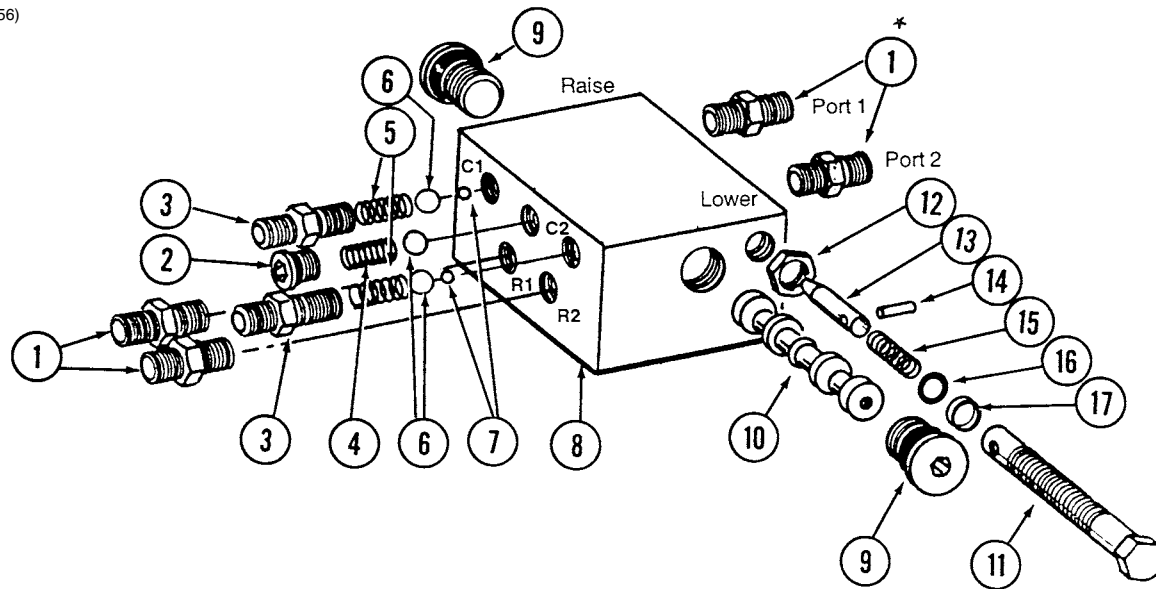
*Part of seal kit, item can not be purchased individually.

CYL032(CYL14c)



ITEM	PART NO.	QTY.	DESCRIPTION
1	GD11950	1	Clevis
2	GD12501	1	Rod
3	GD11999	1	Gland
4	A6524	1	Barrel (Non-Stock Item)
5	GD12502	1	Piston
6	G10958	1	Lock Nut, 1"-14
7	G10939	1	Hex Head Cap Screw, 3/8"-16 x 2 1/4"
	G10108	1	Lock Nut, 3/8"-16
A	GA8911	-	Cylinder Complete, 3" x 16" <i>(Part Number Stamped On Barrel)</i>
B	GR1526	-	Seal Kit, Includes: (1) Wear Ring, (1) T-Seal, (2) O-Rings, (1) BU Ring, (1) U-Cup, (1) Wiper

(PT9a/TWL56)



ITEM	PART NO.		QTY.	DESCRIPTION
	Style A**	Style B**		
1	*G6400-06	*G6400-06	4	Connector W/O-Ring, 3/16"-18 Male JIC To O-Ring
	GR1045	GR1045	-	O-Ring
2	GR1034	***	2	Hex Socket Plug W/O-Ring
	GR1035		-	O-Ring
3	GR1032	***	2	Port Adapter W/O-Ring
	GR1045		-	O-Ring
4	GR1033	***	1	Detent Spring
5	GR1036	***	2	Spring
6	GR1044	***	3	7/16" Check Ball
7	GR1043	***	2	1/4" Steel Ball
8	---	---	1	Valve Body (Non-Stock Item)
9	GR1047	GR1047	2	Hex Socket Plug W/O-Ring
	GR1037	GR1037	-	O-Ring
10	---	---	-	Spool (Non-Stock Item)
11	GR1042	****	2	Adjustment Screw
12	GR1048	****	2	Hex Jam Nut, 1/2"-20
13	GR1038	****	2	Needle
14	GR1039	****	2	Spring Pin
15	GR1046	****	2	Compression Spring
16	GR1040	****	2	O-Ring
17	GR1041	****	2	Teflon BU Ring
A	GA5552	GA5552	-	Valve Assembly Complete (Items 1-17)
B	GA5572	GA20822	-	Flow Control Assembly Portion Only (Items 11-17)
C	---	GR2203	-	Detent Kit, Includes: (2) Hex Socket Plug W/O-Ring, (2) Port Adapter W/O-Ring, (1) Detent Spring, (2) Spring, (3) Check Ball, (2) Steel Ball

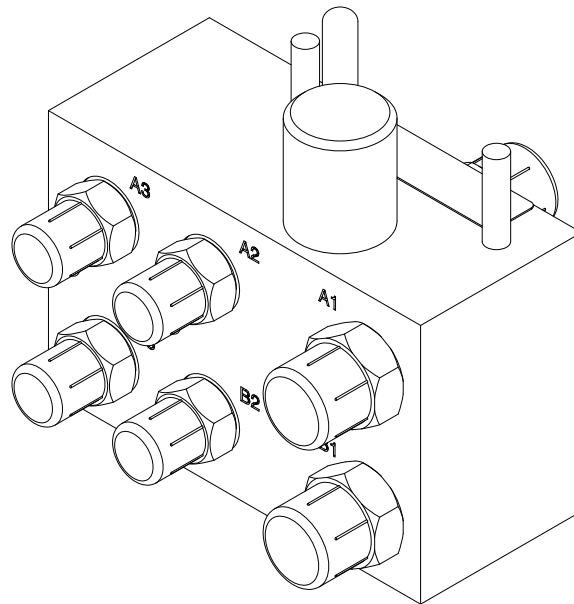
*Not used.

**Style A and B are determined by block color. Style A block will be yellow/zinc in color and manufactured by Shoemaker Inc. Style B block will be black in color and manufactured by Delta Power Company.

***Item is part of detent kit (GR2203), item can not be purchased individually

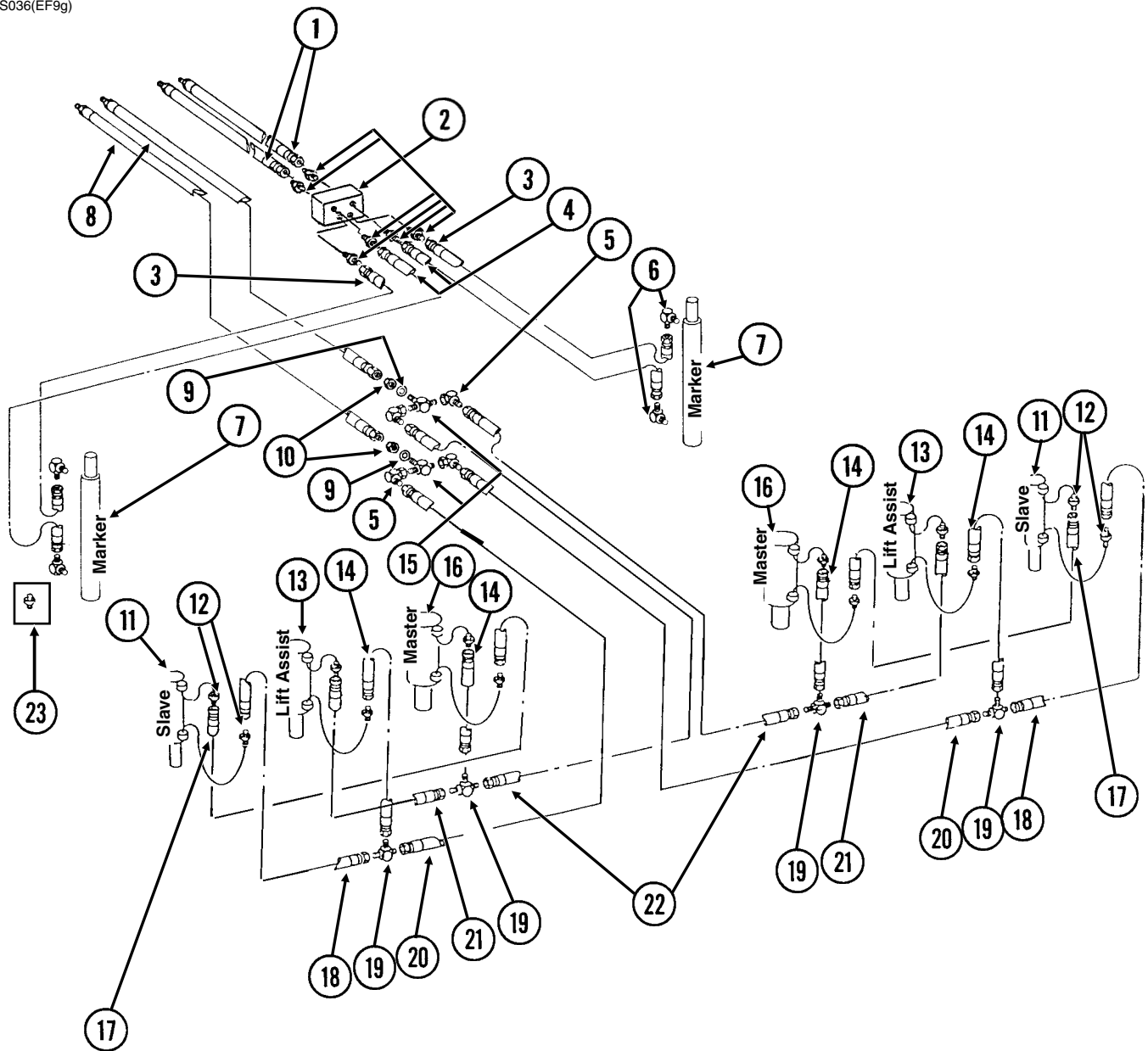
****Item is part of seal kit (GA20822), item can not be purchased individually.

(A24891)



ITEM	PART NO.	QTY.	DESCRIPTION
1		1	Seal Kit, Includes: (2) Retaining Rings, (2) O-Rings, (2) BU Rings
A	GA24891	-	Valve Assembly

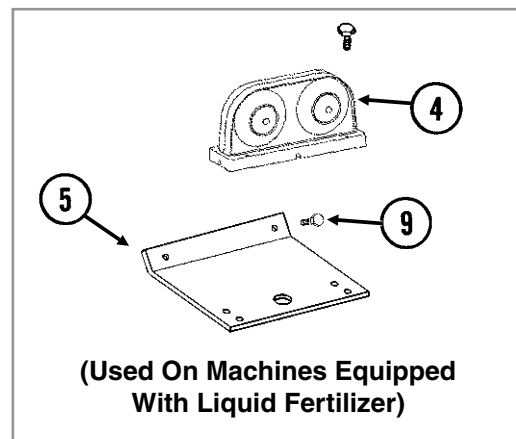
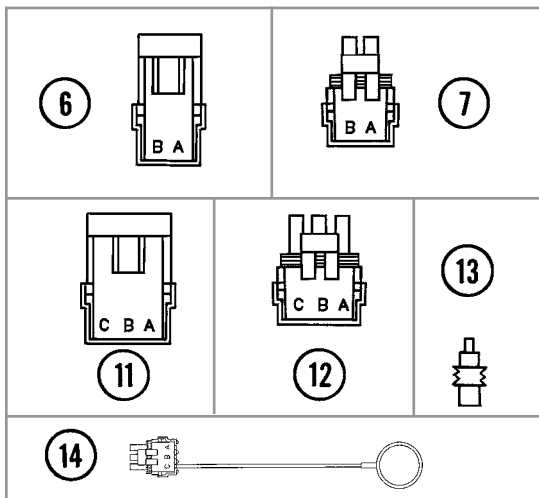
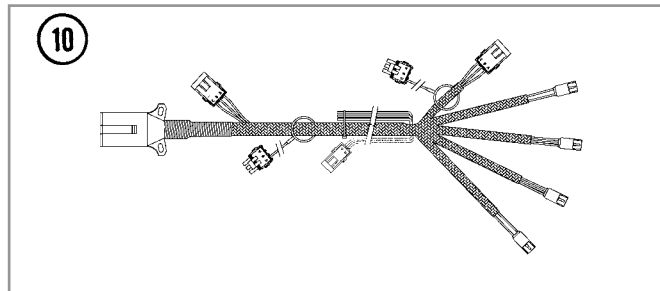
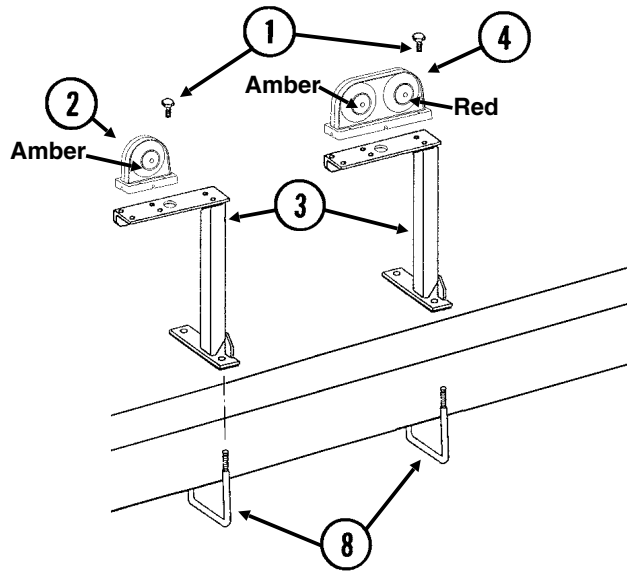
PHS036(EF9g)



ITEM	PART NO.	QTY.	DESCRIPTION
1	*A3202	2	Hose Assembly, 3/8" x 172" (1/2M NPTF-06F)
2	---	-	See "Row Marker Sequencing/Flow Control Valve" on page P81 And See "Hitch and Safety Chain" on page P41
3	*A12010	2	Hose Assembly, 3/8" x 259" (06F-08F)
4	*A12009	2	Hose Assembly, 3/8" x 244" (06F-08F)
5	G6500-08	4	Swivel Elbow, 90°, 3/4"-16 Male JIC To Female
6	G6801-08 GR1037	2-4 -	Elbow W/O-Ring, 90°, 3/4"-16 Male JIC To O-Ring O-Ring
7	---	-	See "Row Marker (Cushion) Cylinder" on page P79
8	*A3130	2	Hose Assembly, 3/8" x 173" (1/2M NPTF-08F)
9	G10215	2	Machine Bushing, 3/4", 14 Gauge
10	G306-08	2	Lock Nut, 3/4"-16
11	---	-	See "Slave Lift Cylinder" on page P76
12	G6400-08 GR1037	12 -	Connector W/O-Ring, 3/4"-16 Male JIC To O-Ring O-Ring
13	---	-	See "Assist Cylinder" on page P78
14	*A1000	4	Hose Assembly, 3/8" x 15" (08F-08F)
15	G2703-08	2	Bulkhead Tee, 3/4"-16 Male JIC
16	---	-	See "Master Lift Cylinder" on page P75
17	*A3114	2	Hose Assembly, 3/8" x 156" (08F-08F)
18	*A3136	2	Hose Assembly, 3/8" x 156" (08F-08F)
19	G2603-08	4	Tee, 3/4"-16 Male JIC
20	*A1006	2	Hose Assembly, 3/8" x 90" (08F-08F)
21	*A1020	2	Hose Assembly, 3/8" x 48" (08F-08F)
22	*A1020	2	Hose Assembly, 3/8" x 48" (08F-08F)
23	G6400-08-04 GR1045	2 -	Connector W/O-Ring, 3/4"-16 Male JIC To 7/16"-20 O-Ring O-Ring

* Hydraulic hose is not stocked by Kinze Repair Parts.

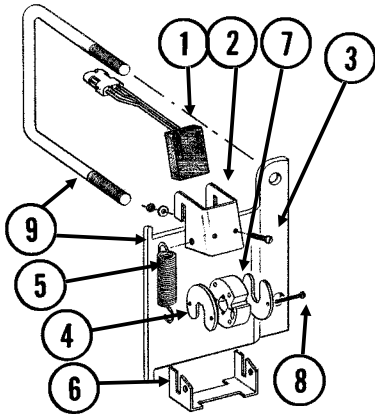
(EF64e/INS7e/ELC9/MTR27a/A9206a/ EF64f)



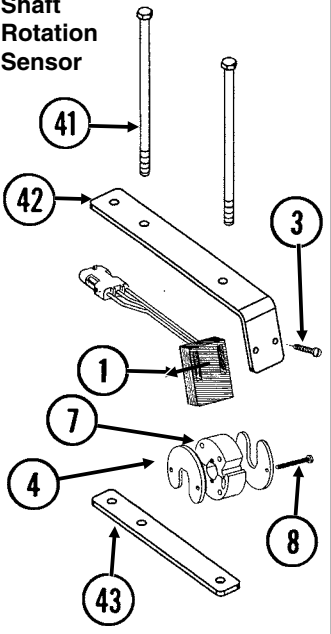
ITEM	PART NO.	QTY.	DESCRIPTION
1	G10064	8	Hex Head Cap Screw, 1/4"-20 x 1"
	G11385	8	Flat Washer, 1/4" SAE
	G10110	8	Lock Nut, 1/4"-20, Grade B
2	GA6701	2	Single Amber Light Assembly
	GR1956	-	Amber Lens Kit, Includes: (1) Amber Lens, (1) Gasket, and (3) Hex Head Cap Screws (Included W/GA6701)
	GR1208	-	Bulb (Included W/GA6701)
3	GA6824	-	Bracket, R.H.
	GA6823	1	Bracket, L.H. (Shown)
4	GA6699	1	Double Light Assembly
	GA6700	1	Double Light Assembly (Shown)
	GR1956	-	Amber Lens Kit, Includes: (1) Amber Lens, (1) Gasket, and (3) Hex Head Cap Screws (Included W/GA6699 and GA6700)
	GR1957	-	Red Lens Kit, Includes: (1) Red Lens, (1) Gasket, and (3) Hex Head Cap Screws (Included W/GA6699 and GA6700)
	GR1958	-	Black Cover Kit, Includes: (1) Black Cover, (1) Gasket, and (3) Hex Head Cap Screws (Included W/GA6699 and GA6700)
	GR1208	-	Bulb
5	GA9209	2	Light Bracket
6	G1K321	-	2-Pin Female Connector Kit (Black), Includes: (3) 2-Pin Female Housings, (6) Pin Contacts, (6) Seals
7	G1K320	-	2-Pin Male Connector Kit (Black), Includes: (3) 2-Pin Male Housings, (6) Socket Contacts, (6) Seals
8	GD7145	2-4	U-Bolt, 7" x 7" x 1/2"-13
	G10228	4-8	Lock Washer, 1/2"
	G10102	4-8	Hex Nut, 1/2"-13
9	G11385	4	Flat Washer, 1/4" SAE
	G10110	4	Lock Nut, 1/4"-20, Grade B
	G10023	4	Hex Head Cap Screw, 1/4"-20 x 3/4"
10	GA9207	-	Wiring Harness W/7 Terminal Female Connector, 329" (4 Light Connections)
	GA5385	-	7 Terminal Female Connector (Included W/GA9207)
11	G1K248	-	3-Pin Female Connector Kit (Black), Includes: (3) 3-Pin Female Housings, (9) Pin Contacts, (9) Seals
12	G1K252	-	3-Pin Male Connector Kit (Black), Includes: (3) 3-Pin Male Housings, (9) Socket Contacts, (9) Seals
13	GD11089	-	Sealing Plug
14	GA8047	-	Dust Plug (Black)

(MTR54b)

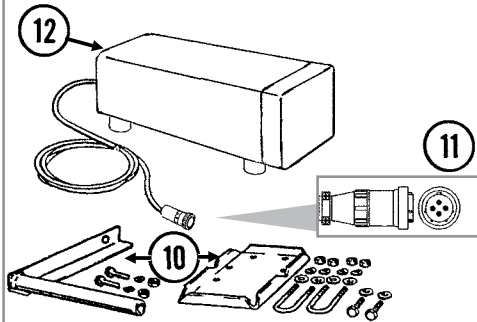
Shaft Rotation Sensor



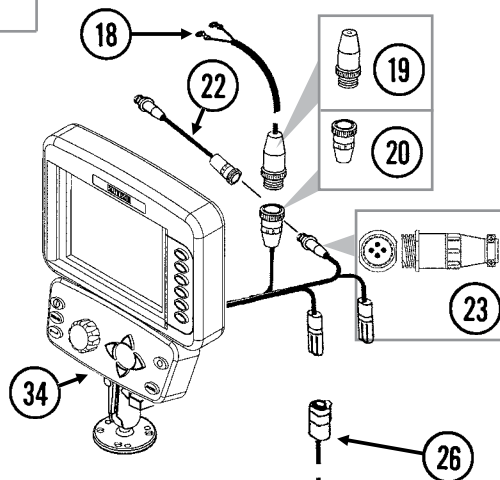
Shaft Rotation Sensor



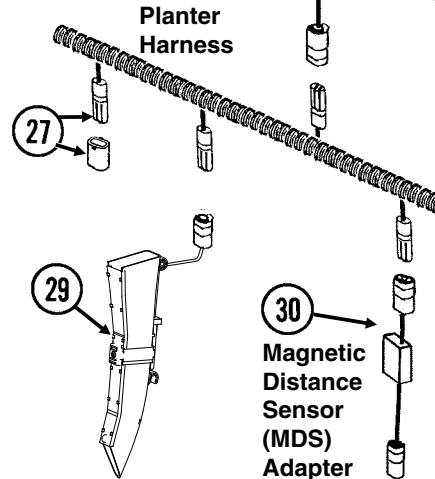
Radar Distance Sensor



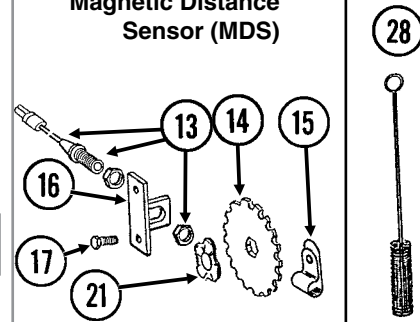
Power Lead Adapter



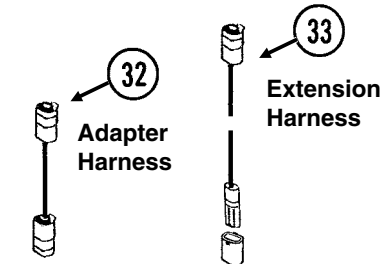
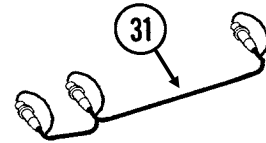
Planter Harness



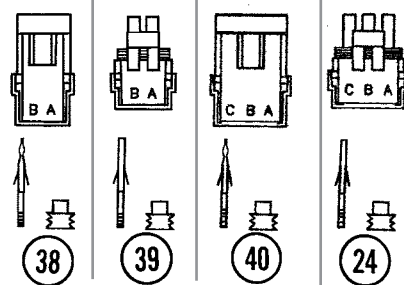
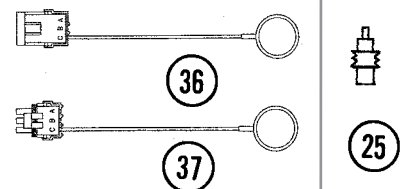
Magnetic Distance Sensor (MDS)



Radar Y-Cable



Acre Counter Switch Kit

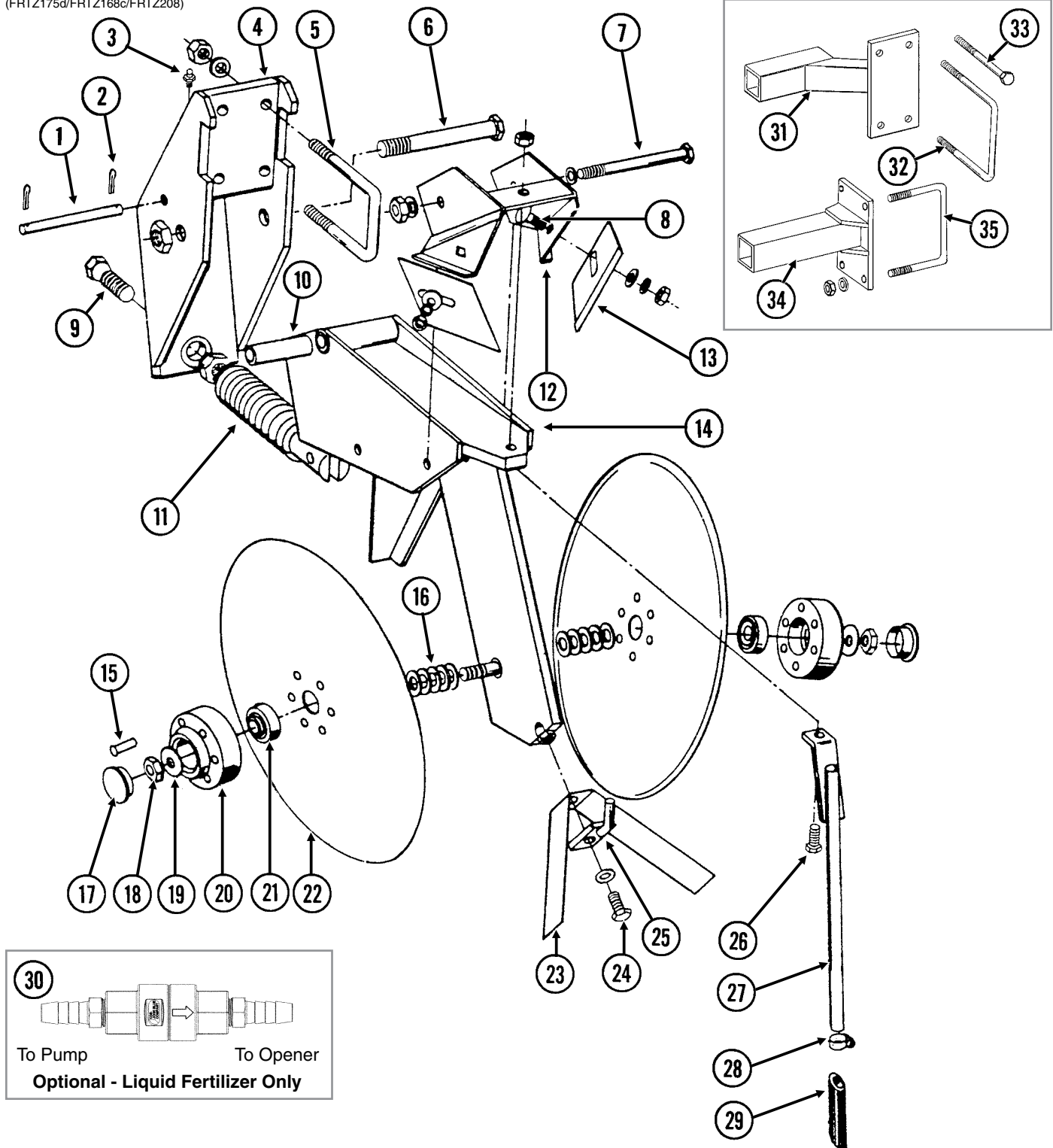


ITEM	PART NO.	QTY.	DESCRIPTION
1	GR1415	1	Rotation Sensor
2	GD11169	1	Mount
3	G11288	2	Pan Head Screw, No. 10-32 x 1 1/2"
	G10243	2	Washer, No. 10 SAE
	G10758	2	Hex Nut, No. 10-32
4	GD11474	2	Cover
5	GD5857	2	Spring
6	GD11170	1	Spring Mount
7	GR1414	1	Actuator
8	G10927	2	Pan Head Machine Screw, No. 8-32 x 1 1/4", Stainless Steel
	G10931	2	Lock Washer, No. 8, Internal/External, Stainless Steel
	G10928	2	Hex Nut, No. 8-32, Stainless Steel
9	G1K364	-	Rotation Sensor Mount Kit, Includes: (2) Mounts, (2) GD11721 5" x 7" U-Bolts, (4) G10228 Lock Washers, (4) G10102 Hex Nuts, (1) Instruction
10	GA8026	-	Radar Sensor Pipe/Mounting Bracket Package
11	G1K323	-	4-Pin Connector Kit W/Female Housing, (4) Pins And (1) Cable Clamp
12	GA7858	-	Radar Distance Sensor W/20' Cable
13	GA5600	1	Magnetic Distance Sensor
14	GD8751	-	Magnetic Distance Sensor Pulse Wheel
15	GD13348	-	Insulated Clamp, 1 1/16"
16	GD8770	1	Bracket
17	G10001	2	Hex Head Cap Screw, 3/8"-16 x 1"
	G10229	2	Lock Washer, 3/8"
	G10101	2	Hex Nut, 3/8"-16
18	GA7856	1	Power Lead Adapter
19	G1K267	-	Power Lead Adapter Connector Kit, Includes: (1) 3-Pin Connector, (1) Cable Clamp, (3) Male Terminal Pins
20	G1K268	-	Console Cable Connector Kit, Includes: (1) 3-Pin Connector, (1) Cable Clamp, (1) Lock Ring, (3) Female Terminal Pins
21	GD8771	1	Spring Wave Washer
22	GA9144	-	Monitor/Radar Adapter Cable, 10"
23	G1K322	-	4-Pin Connector Kit W/Male Housing, (4) Female Socket Contacts And (1) Cable Clamp
24	G1K252	-	3-Pin Male Connector Kit (Black), Includes: (3) 3-Pin Male Housings, (9) Socket Contacts, (9) Seals
	G1K363	-	3-Pin Male Connector Kit (Blue), Includes: (3) 3-Pin Male Housings, (9) Socket Contacts, (9) Seals
25	GD11089	-	Sealing Plug
26	---	-	Included In Light Wiring Harness. See Item 10 On page P86
27	GA7851	1	Planter Harness W/Dust Caps, 12 Row (16 Connectors)
	GB1090	-	Dust Cap (Included W/GA7851)
28	GR0594	-	Brush
29	GA21515	-	Seed Tube W/Computerized Sensor
	GA20902	-	Seed Tube (With Holes For Sensor Installation) (Included W/GA21515)
30	GA7859	1	Magnetic Distance Sensor Adapter (Analog To Digital)
31	GR0586	1	Radar Y-Cable (Used To Connect Radar Distance Sensor For Multiple Functions)
32	GA7857	-	Adapter Harness, 1'
33	GA7854	-	Extension Harness W/Dust Cap, 15'
	GA7855	-	Extension Harness W/Dust Cap, 30'
	GB1090	-	Dust Cap (Included W/GA7854 and GA7855)

ITEM	PART NO.	QTY.	DESCRIPTION
34	G8647x	1	KPM III Backlit Console W/Brush (Item 28), Dust Plug (Item 36), Mounting Bracket Assembly, Console Mounting Bracket Hardware And Power Harness
	GA12403	-	Mounting Bracket Assembly, Includes: (2) Mounting Brackets, (2) Connector Halves, (1) Compression Spring, (1) Tension Knob, (1) ¼"-20 x 1 ¾" Hex Head Cap Screw, (1) ¼" Plastic Washer, (1) ¼" Steel Washer
	GR1762	-	Console Mounting Bracket Hardware Package, Includes: (3) No. 10-32 x ⅝" Hex Socket Pan Head Plated Screws, (3) No. 10 Plated Lock Washers (Included W/G8647X)
	GA16082	-	Power Harness (Included W/G8647X)
35	G1K249	-	Acre Counter Switch Kit
36	GA8046	-	Dust Plug (Black)
	GA9978	-	Dust Plug (Blue)
37	GA8047	-	Dust Plug (Black)
	GA9979	-	Dust Plug (Blue)
38	G1K321	-	2-Pin Female Connector Kit (Black), Includes: (3) 2-Pin Female Housings, (6) Pin Contacts, (6) Seals
39	G1K320	-	2-Pin Male Connector Kit (Black), Includes: (3) 2-Pin Male Housings, (6) Socket Contacts, (6) Seals
40	G1K248	-	3-Pin Female Connector Kit (Black), Includes: (3) 3-Pin Female Housings, (9) Pin Contacts, (9) Seals
	G1K362	-	3-Pin Female Connector Kit (Blue), Includes: (3) 3-Pin Female Housings, (9) Pin Contacts, (9) Seals
41	G10686	4	Hex Head Cap Screw, ⅜"-16 x 8"
	G10229	4	Lock Washer, ⅜"
	G10101	4	Hex Nut, 3/8"-16
42	GD18118	2	Shaft Sensor Mount
43	GD18168	2	Mount
A	GA6147	-	Magnetic Distance Sensor And Mounting Package (Items 13-17 And 21)
B	GR1763	-	KPM III Loaner Display Only
C	GA13521	-	Shaft Sensor Mounting (Items 3, 4, 8, and 41-43)

This page left blank intentionally.

(FRTZ175d/FRTZ168c/FRTZ208)

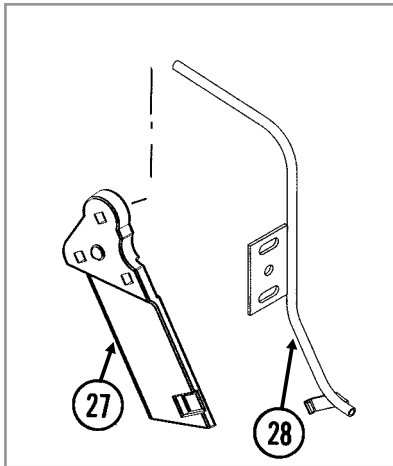
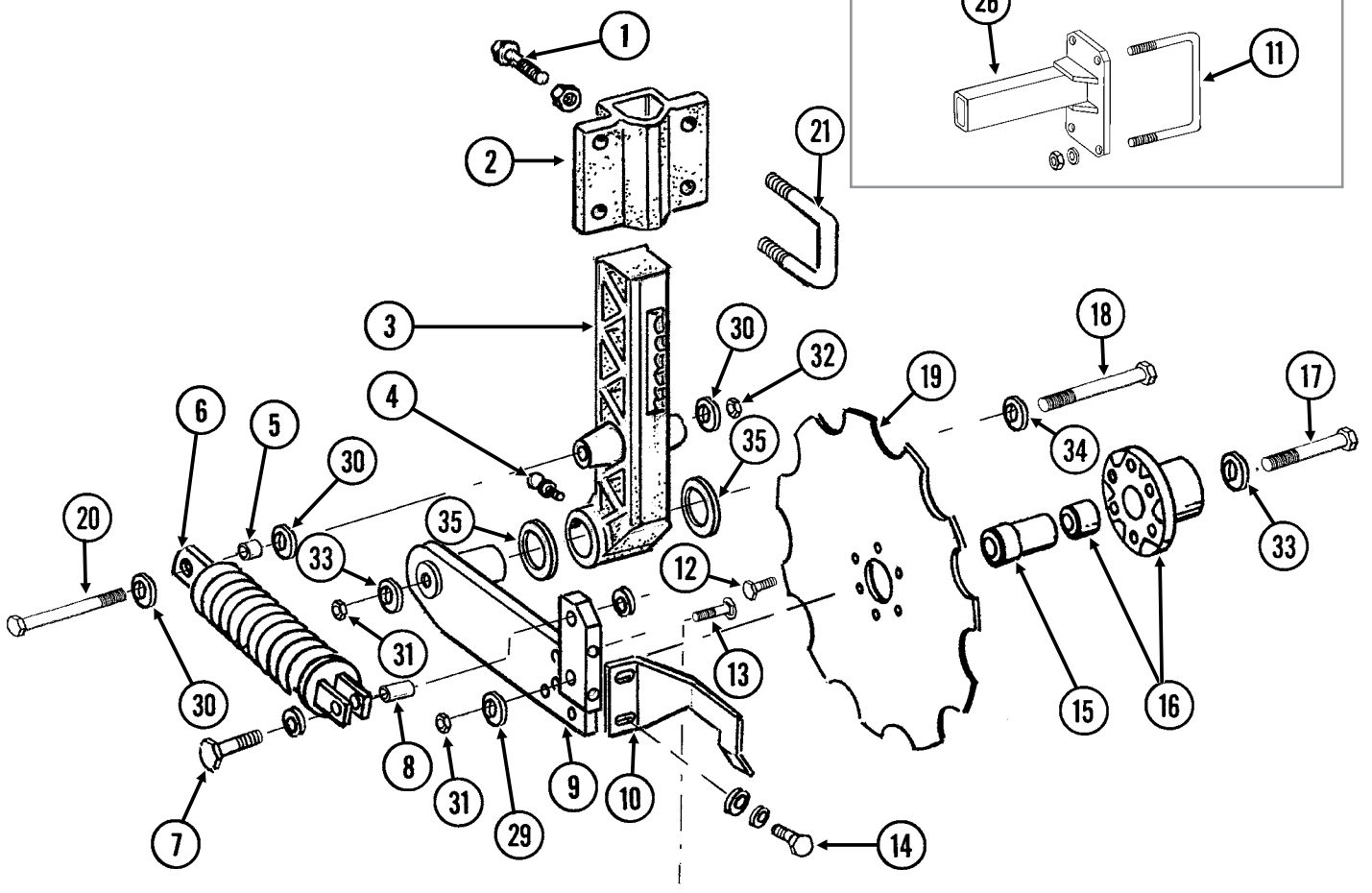
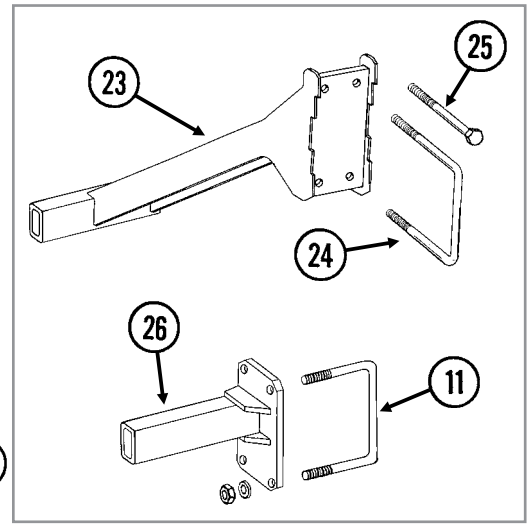
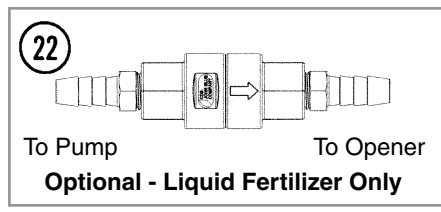


ITEM	PART NO.	QTY. (Per Assy.)	DESCRIPTION
1	GD1657	1	Lockup Pin
2	G10451	2	Cotter Pin, 1/8" x 1"
3	G10938	1	Grease Fitting, 1/4"-28, Taper Threads
4	GA8483	1	Bracket

ITEM	PART NO.	QTY. (Per Assy.)	DESCRIPTION
5	GD1138	2	U-Bolt, 2½" x 2½" x ½"-13
	G10228	4	Lock Washer, ½"
	G10102	4	Hex Nut, ½"-13
6	G10046	1	Hex Head Cap Screw, ⅝"-11 x 5"
	G10107	1	Lock Nut, ⅝"-11
7	G10045	1	Hex Head Cap Screw, ½"-13 x 4½"
	G10111	1	Lock Nut, ½"-13
8	G10305	2	Carriage Bolt, ⅜"-16 x 1"
	G11387	2	Flat Washer, ⅜" SAE
	G10229	2	Lock Washer, ⅜"
	G10101	2	Hex Nut, ⅜"-16
9	GD0962	1	Hex Head Adjusting Bolt, ⅝"-18 x 3¼"
	G10499	1	Hex Jam Nut, ⅝"-18, Grade 2
10	GD0487	1	Bushing, 4¼" I.D. x 3 ½" Long
11	GA0328	1	Spring
12	GA0810	1	Scraper Mount
13	GD1673	2	Scraper
14	GA9195	1	Shank
15	G10542	12	Rivet, ¼" x 1⅝"
16	GD30725	-	Machine Bushing, ⅝" (.030" Thick)
17	GD1132	2	Dust Cap
18	G10503	1	Hex Jam Nut, ⅝"-11, Grade 2
	G10504	1	Hex Jam Nut, ⅝"-11, L.H. Threads, Grade 2
19	G10204	2	Special Machine Bushing, ⅝" x 1" O.D.
20	GB0134	2	Hub
21	GA2014	2	Bearing
22	GD11306	2	Disc Blade, 3.5 mm x 15"
23	GD2589	1	Inner Scraper
24	G10019	1	Hex Head Cap Screw, ⅝"-18 x 1"
	G10232	1	Lock Washer, ⅝"
25	GA0312	1	Mount
26	G10133	1	Hex Head Cap Screw, ⅝"-18 x 1½"
	G11386	1	Flat Washer, ⅝" SAE
	G10109	1	Lock Nut, ⅝"-18, Grade 8
27	GA8685	-	Drop Tube, Liquid Fertilizer
28	G10681	-	Hose Clamp, No. 6
29	GD11705	-	Extension
30	GA15416	-	Check Valve, Low Rate
	GA15415	1	Check Valve
	G11436	2	Hose Barb, ¼" Male NPT To ⅜" Barb
31	GA8081	1	Opener Mount, L.H. (Shown)
	GA8080	-	Opener Mount, R.H.
32	GD1114	2	U-Bolt, 7" x 7" x ⅝"-11
	G10230	4	Lock Washer, ⅝"
	G10104	4	Hex Nut, ⅝"-11
33	G10152	-	Hex Head Cap Screw, ⅝"-11 x 9"
	G10230	-	Lock Washer, ⅝"
	G10104	-	Hex Nut, ⅝"-11
34	GA8099	1	Opener Mount, L.H. (Shown)
	GA8098	-	Opener Mount, R.H.
35	GD11132	2	U-Bolt, 4" x 7" x ½"-13
	G10228	4	Lock Washer, ½"
	G10102	4	Hex Nut, ½"-13
A	GA8845	-	Disc Blade And Bearing Assembly (Items 15 And 20-22)

(FRTZ208/EF71/FRTZ209zzz)

NOTE: R.H. and L.H. is determined by which side of blade it is on in the direction of travel.

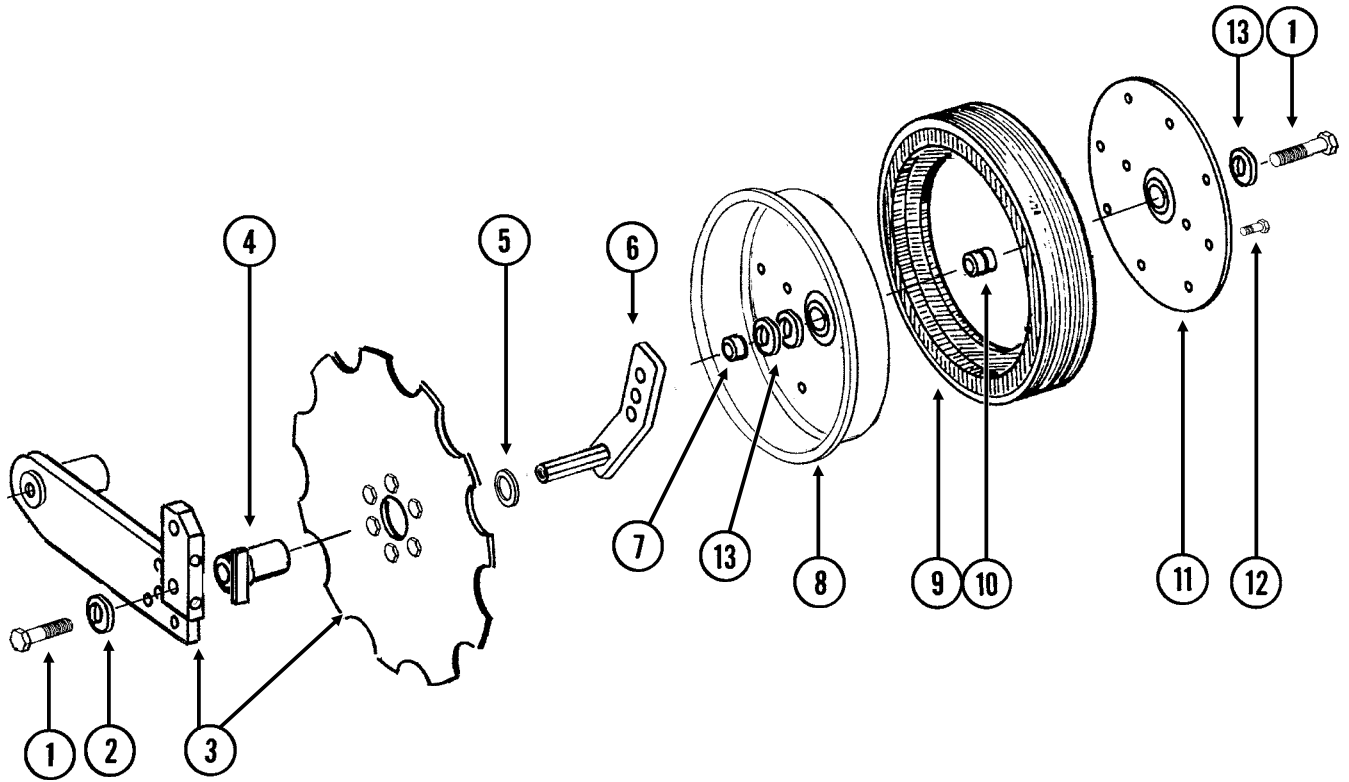


ITEM	PART NO.	QTY. (Per Assy.)	DESCRIPTION
1	G10017	3	Hex Head Cap Screw, 1/2"-13 x 1 1/2"
	G10102	3	Hex Nut, 1/2"-13
2	GB0405	1	Mount, L.H. (Shown)
	GB0400	-	Mount, R.H.
3	GB0296	1	Arm, 13 1/2"
4	G10640	1	Grease Fitting, 1/4"-28
5	GD12685	1	Bushing, 3/4" O.D. x 1/2" Long
6	GA6966	1	Compression Spring Assembly
7	G10047	1	Hex Head Cap Screw, 3/8"-16 x 1 3/4"
	G11387	2	Flat Washer, 3/8" SAE
	G10108	1	Lock Nut, 3/8"-16
8	GD1026	1	Sleeve, 1 3/16" Long
9	GA9433	1	Pivot Arm, L.H.
	GA9434	-	Pivot Arm, R.H. (Shown)
10	GD11557	1	Scraper, L.H.
	GD11558	-	Scraper, R.H. (Shown)
11	GD11132	-	U-Bolt, 4" x 7" x 1/2"-13
	G10228	-	Lock Washer, 1/2"
	G10102	-	Hex Nut, 1/2"-13
12	G10002	6	Hex Head Cap Screw, 3/8"-16 x 3/4"
13	G10306	3	Carriage Bolt, 3/8"-16 x 2"
	G10108	3	Lock Nut, 3/8"-16
14	G10991	2	Hex Head Cap Screw, 5/16"-18 x 7/8"
	G10232	2	Lock Washer, 5/16"
	G11386	6	Flat Washer, 5/16" SAE
15	GD12679	1	Stepped Spacer, 3" Long
16	GA9437	1	Hub W/Bearing
	GA8603	-	Bearing, Double Row
17	G10011	1	Hex Head Cap Screw, 5/8"-11 x 5 1/2"
18	G10046	1	Hex Head Cap Screw, 5/8"-11 x 5"
19	GD12676	1	Disc Blade, Notched, 16 3/4"
20	G10871	1	Hex Head Cap Screw, 1/2"-13 x 6"
21	GD13287	2	U-Bolt, 1 1/2" x 2 1/2" x 1/2"-13
	G11389	4	Flat Washer, 1/2" Plated SAE
	G10111	4	Lock Nut, 1/2"-13
22	GA15416	-	Check Valve, Low Rate
	GA15415	1	Check Valve
	G11436	2	Hose Barb, 1/4" Male NPT To 3/8" Barb
23	GA9457	-	Opener Mount, L.H.
	GA9456	-	Opener Mount, R.H. (Shown)
24	GD1114	-	U-Bolt, 7" x 7" x 5/8"-11
	G10230	-	Lock Washer, 5/8"
	G10104	-	Hex Nut, 5/8"-11
25	G10152	-	Hex Head Cap Screw, 5/8"-11 x 9"
	G10230	-	Lock Washer, 5/8"
	G10104	-	Hex Nut, 5/8"-11
26	GA9454	-	Opener Mount, R.H. (Shown)
	GA9455	-	Opener Mount, L.H.
27	GB0323	1	Knife, L.H. (Shown)
	GB0322	-	Knife, R.H.
28	GA12108	1	Drop Tube, Liquid Fertilizer (Shown)
	GA12109	-	Drop Tube, Liquid Fertilizer

ITEM	PART NO.	QTY. (Per Assy.)	DESCRIPTION
29	GD12677	-	Washer, 1½" O.D., 7 Gauge, Hardened
30	G11389	-	Flat Washer, ½" SAE
31	G10107	-	Lock Nut, ⅝"-11
32	G10111	-	Lock Nut, ½"-13
33	G11391	-	Flat Washer, ⅝" SAE
34	G10217	-	Washer, ⅝" USS
35	G10450	-	Machine Bushing, 1½", 18 Gauge (As Required)

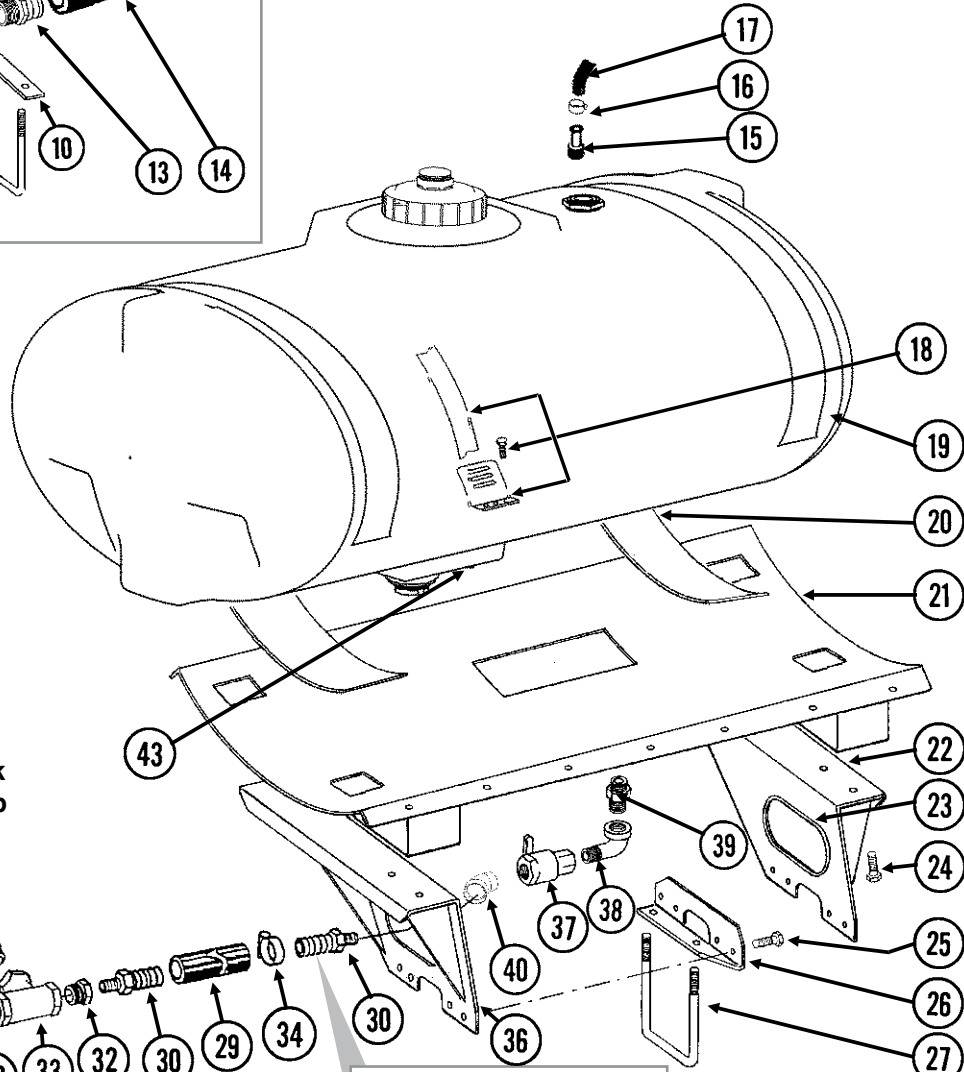
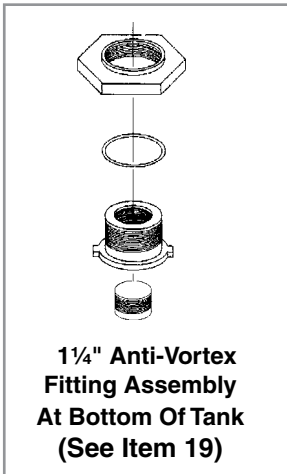
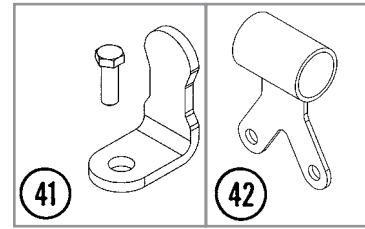
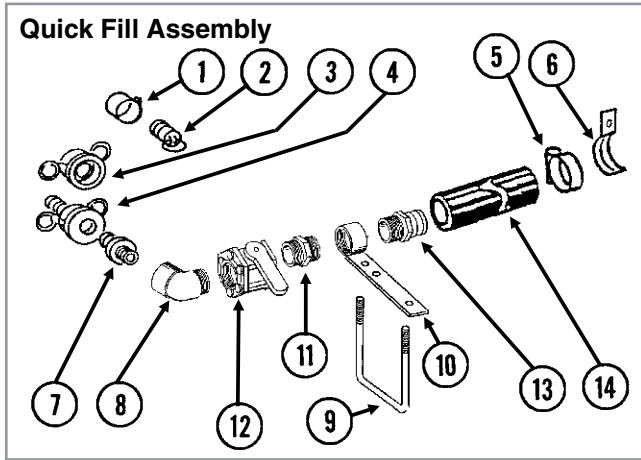
This page left blank intentionally.

(FRTZ256)



ITEM	PART NO.	QTY. (Per Assy.)	DESCRIPTION
1	G10010	2	Hex Head Cap Screw, 5/8"-11 x 3"
2	G11391	1	Flat Washer, 5/8" SAE
3	---	-	See "Notched Single Disc Fertilizer Opener" on page P93
4	GA9472	1	Blade Mount
5	G10233	1	Machine Bushing, 1", 10 Gauge
6	GA10037	1	Wheel Mount, L.H. (Shown)
	GA10036	1	Wheel Mount, R.H.
7	GD13309	1	Spacer
8	GD31466	1	Half Wheel, Black
9	GD11953	1	Offset Tire
10	GA6171	1	Bearing
11	GD26598	1	Half Wheel Cover, Black
12	G10961	11	Flanged Whiz Lock Screw, 5/16"-18 x 3/4", No Serration
	G10620	11	Serrated Flange Nut, 5/16"-18
13	G10204	-	Special Machine Bushing, 5/8" x 1" O.D. (As Required)
A	GA18311	-	Gauge Wheel Complete (Items 8-12)

(FRTZ170r/PT51)



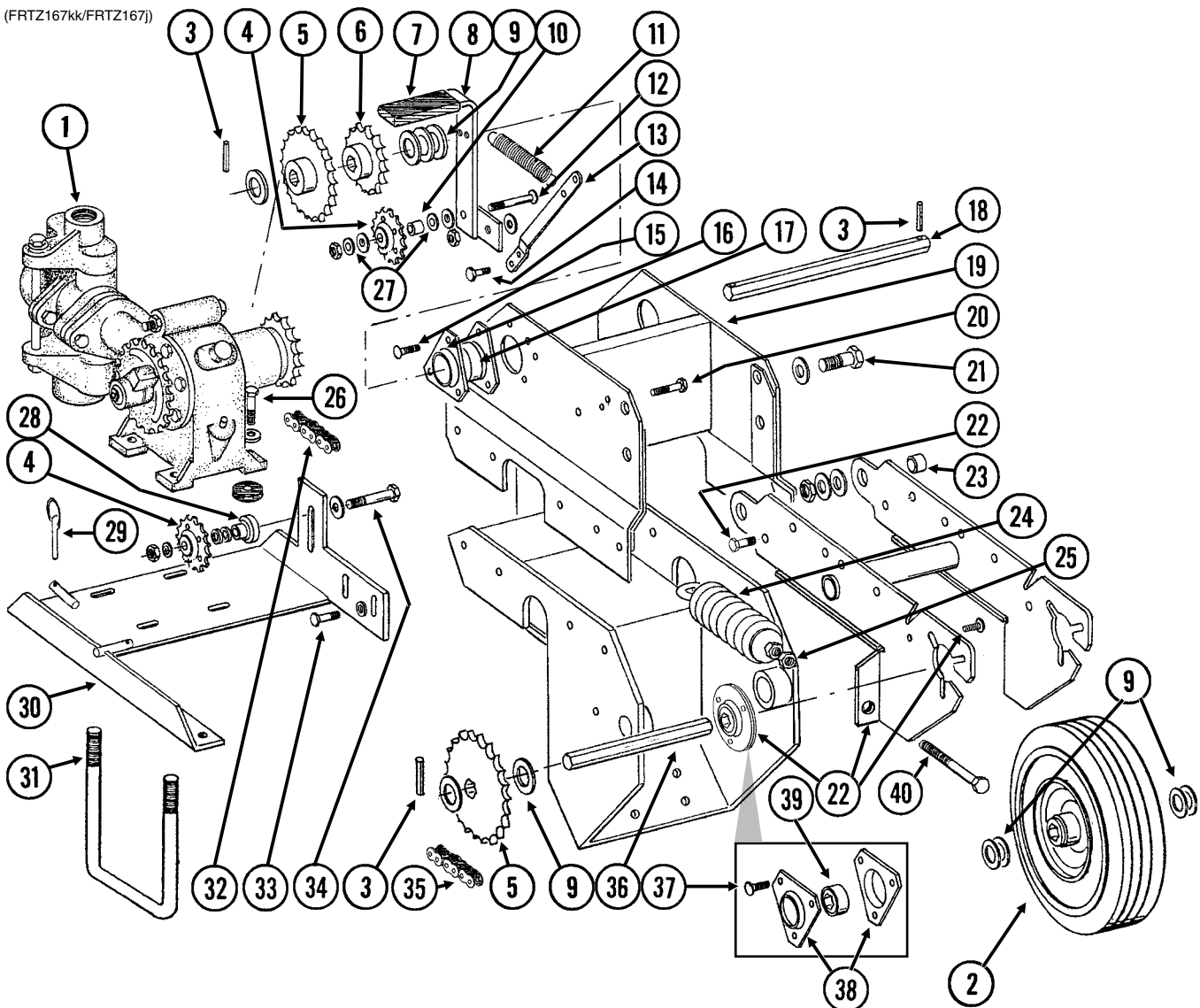
To Second Tank
To Piston Pump
To Quick Fill

35 L.H. Side Of Planter (If Applicable)

ITEM	PART NO.	QTY.	DESCRIPTION
1	G10672	1	Hose Clamp, No. 28
2	GD10777	1	Dust Plug, 2" Male Cam Lock
3	GD3622	1	Adapter, 2" Female NPT To Cam Lock
4	GD3951	1	Dust Cap, 2" Cam Lock
5	G10676	2	Hose Clamp, No. 36, Stainless Steel
6	GD11235	1	Hose Clamp, 2" (If Applicable)
7	GD3623	1	Adapter, 2" Male NPT To Cam Lock
8	G10889	1	Elbow, 45°, 2" Male NPT To Female
9	GD1114	1	U-Bolt, 7" x 7" x 5/8"-11
	G10230	2	Lock Washer, 5/8"
	G10104	2	Hex Nut, 5/8"-11

ITEM	PART NO.	QTY.	DESCRIPTION
10	GA8082	1	Quick Fill Mount, 2" NPT
11	G10623	1	Close Nipple, 2" NPT
12	GA2660	1	Shutoff Valve, 2" NPT
13	G10628	1	Adapter, 2" NPT To Barb
14	G4201-04	1	Hose, 2" x 15'
15	G10626	2	Adapter, 1 1/4" NPT to Barb
16	G10674	2	Hose Clamp, No. 24
17	G4602-02	-	Hose, 1 1/4" x 22'
18	GA8114	2	Tank Mounting Hardware Package, Includes: (2) Straps, (4) Anchors, (8) Hex Head Tap Bolts, (8) Lock Nuts
	G10485	-	Hex Head Tap Bolt, 3/8"-16 x 5"
	G10901	-	Lock Nut W/Nylon Insert, 3/8"-16
19	GA14115	2	Tank W/Lid And Fittings, 200 Gallon
	GA16428	1	Lid, 7" (Top Of Tank) W/Vacuum Breaker (Included W/GA14115)
	GA16157	-	Vacuum Breaker (Included W/GA16428)
	GR1708	-	3/4" Bulkhead Fitting Assembly (Overflow Fitting, Nut, Bushing, and O-Ring) (Included W/GA14115)
	GR1919	-	1 1/2" Bulkhead Fitting Assembly (Included W/GA14115)
	GR1709	-	1 1/4" Bulkhead Fitting Assembly (Nut, Bushing And O-Ring) (End Of Tank) (Included W/GA14115)
	GR1941	-	Seal (Included W/GA14115)
20	GD1862	-	Pad, 8" x 14'
21	GA8088	2	Tank Saddle
22	GA8086	2	Saddle Mount, R.H.
23	G4425-01	4	Molding, 3/16" x 26"
24	G10017	16	Hex Head Cap Screw, 1/2"-13 x 1 1/2"
	G11389	32	Flat Washer, 1/2" SAE
	G10228	16	Lock Washer, 1/2"
	G10102	16	Hex Nut, 1/2"-13
25	G10004	16	Hex Head Cap Screw, 3/8"-16 x 1 1/4"
	G10229	16	Lock Washer, 3/8"
	G10101	16	Hex Nut, 3/8"-16
26	GA8156	1	Bracket, R.H., 8 Row Only
	GA8155	-	Bracket, L.H., 8 Row Only (Shown)
27	GD1114	1	U-Bolt, 7" x 7" x 5/8"-11 (8 Row Only)
	G10230	2	Lock Washer, 5/8"
	G10104	2	Hex Nut, 5/8"-11
28	G11342	1	Tee, 1 1/2" Barb
29	G4202-05	1	Hose, 1 1/2" x 15'
30	G10627	3-4	Adapter, 1 1/2" NPT To Barb
31	G10630	1	Elbow, 90°, 2" NPT To Barb
32	G11308	2	Reducing Bushing, 2" Male NPT To 1 1/2" Female
33	G10888	1	Tee, 2" Female NPT
34	G10672	10	Hose Clamp, No. 28
35	G11353	1	Elbow, 90°, 1 1/2" NPT To Barb
36	GA8087	2	Saddle Mount, L.H.
37	GA13622	2	Shutoff Valve, 1 1/2" NPT
	GR1015	-	Body O-Ring
	GR1016	-	Stem O-Ring
	GR1017	-	Teflon Seal
	GR1018	-	Ball
	GR1019	-	Handle
38	G11353	2	Elbow, 90°, 1 1/2" NPT To Barb
39	G11306	3	Close Nipple, 1 1/2" NPT
40	G11354	2	Elbow, 1 1/2" NPT, 45°
41	GD20060	2	Hose Bracket
	G10857	2	Hex head Cap Screw, 1/4"-20 x 1 1/4"
	G10103	2	Hex Nut, 1/4"-20
	G10227	2	Lock Washer, 1/4"
42	GA14158	2	Hose Guide
43	G10096	2	Pipe Plug, 3/4" NPT

(FRTZ167kk/FRTZ167j)



ITEM	PART NO.	QTY.	DESCRIPTION
1	---	-	See "Liquid Fertilizer Piston Pump (Uses 18 Tooth Sprocket)" on page P109
2	GA5090 GD5753 GD5752	1 - -	Tire And Rim Assembly (Specify Brand*) Tire, 4.10" x 6" (Specify Brand*) (Included W/GA5090) Inner Tube (Included W/GA5090)
3	G10602	4	Spring Pin, 1/4" x 1 1/2"
4	GA7154	2	Sprocket W/Bearing, 18 Tooth
5	GA5202	2	Sprocket, 34 Tooth
6	GA5109	1	Sprocket, 24 Tooth
7	GD5827	1	Cover
8	GA8084	1	Arm
9	G10233	9	Machine Bushing, 1", 10 Gauge
10	GD11963-01	1	Spacer, 11/16"
11	GD5857	1	Spring
12	G10306 G11387 G10108	1 2 1	Carriage Bolt, 3/8"-16 x 2" Flat Washer, 3/8" SAE Lock Nut, 3/8"-16
13	GD5860	1	Bar

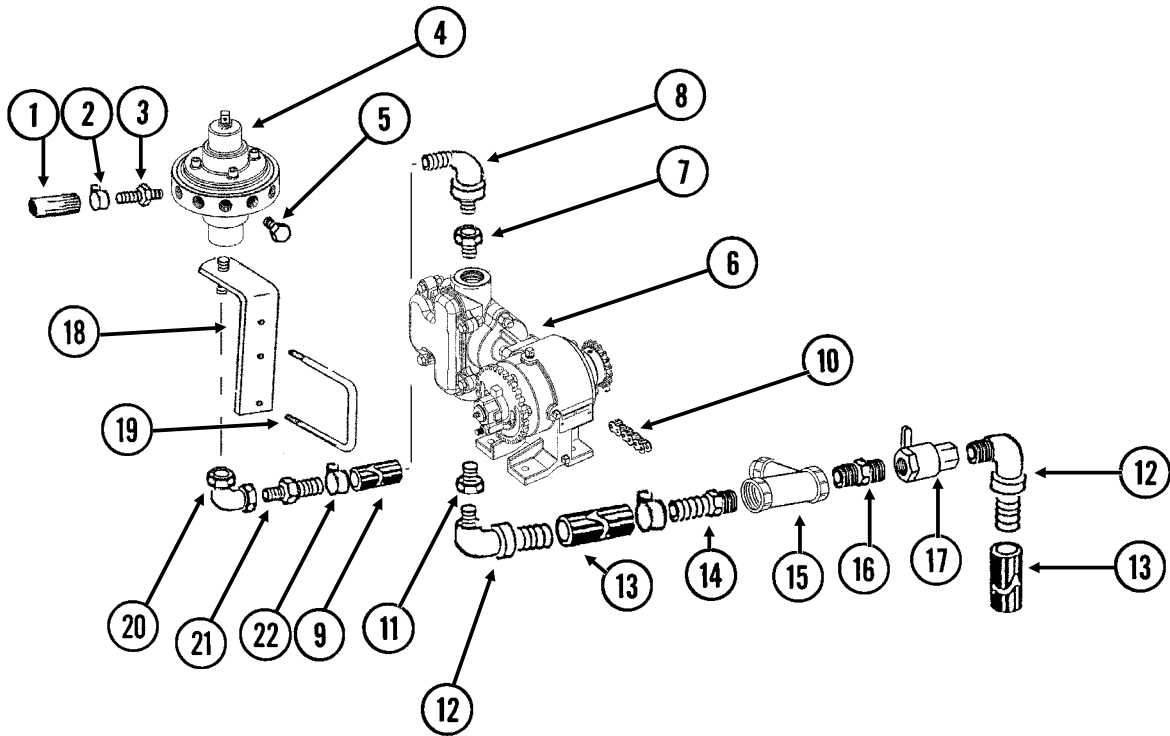
ITEM	PART NO.	QTY.	DESCRIPTION
14	G10023	2	Hex Head Cap Screw, ¼"-20 x ¾"
	G10227	2	Lock Washer, ¼"
	G10103	2	Hex Nut, ¼"-20
15	G10303	6	Carriage Bolt, ⅝"-18 x 1"
	G10232	6	Lock Washer, ⅝"
	G10106	6	Hex Nut, ⅝"-18
16	G3400-01	4	Flangette
17	G2100-03	2	Bearing, ⅞" Hex Bore, Spherical
18	GD6825-12.25	1	Hex Shaft, ⅞" x 12¼" (2 Holes)
19	GA5118	1	Mount
20	G10001	1	Hex Head Cap Screw, ⅜"-16 x 1"
	G10370	1	Machine Bushing, ⅜", 22 Gauge
	G10229	1	Lock Washer, ⅜"
	GD5756	1	Special Nut, ⅜"-16
21	G10751	2	Hex Head Cap Screw, ⅝"-18 x 1¾"
	G10235	6	Machine Bushing, ⅞", 14 Gauge
	G11391	2	Flat Washer, ⅝" SAE
	G10412	2	Lock Nut, ⅝"-18
22	A7370	1	Arm W/Flanged Bearings And Hardware (Non-Stock Item) (Sub G1K253)
	G10303	6	Carriage Bolt, ⅝"-18 x 1" (Included W/A7370)
	G10232	6	Lock Washer, ⅝" (Included W/A7370)
	G10106	6	Hex Nut, ⅝"-18 (Included W/A7370)
	GA9846	-	Flanged Bearing, ⅞" Hex Bore (Included W/A7370)
	G10055	2	Hex Head Cap Screw, ⅝"-11 x 1¼" (Stop Bolt) (Included W/A7370)
	G10107	2	Lock Nut, ⅝"-11 (Included W/A7370)
23	GB0218	2	Bushing, 2 ¹ / ₃₂ " I.D. x ⅞" O.D. x 1 ⁹ / ₃₂ " Long
24	GA2068	1	Spring W/Plug
25	G10501	2	Hex Jam Nut, ½"-13, Grade 2
26	G10003	4	Hex Head Cap Screw, ⅜"-16 x 1½"
	G11387	4	Flat Washer, ⅜" SAE
	GR1122	4	Mounting Pad
	G10229	4	Lock Washer, ⅜"
	G10101	4	Hex Nut, ⅜"-16
27	G10207	2	Washer, ⅞" O.D. x 1 ³ / ₃₂ " I.D. x .134"
28	GB0258	1	Stepped Spacer, ⅞"
29	GD2558	1	Lynch Pin, ¼"
30	GA8168	1	Pump Mount
31	GD7145	1	U-Bolt, 7" x 7" x ½"-13
	G10228	2	Lock Washer, ½"
	G10102	2	Hex Nut, ½"-13
32	G3310-66	1	Chain, No. 40, 66 Pitch Including Connector Link
	GR0912	-	Connector Link, No. 40
33	G10003	8	Hex Head Cap Screw, ⅜"-16 x 1½"
	G11387	2	Flat Washer, ⅜" SAE
	G10229	8	Lock Washer, ⅜"
	G10101	8	Hex Nut, ⅜"-16
34	G10038	1	Hex Head Cap Screw, ½"-13 x 3"
	G11389	2	Flat Washer, ½" SAE
	G10228	1	Lock Washer, ½"
	G10102	1	Hex Nut, ½"-13
35	G3310-139	1	Chain, No. 40, 139 Pitch Including Connector Link And Offset Link
	GR0912	-	Connector Link, No. 40
	GR0911	-	Offset Link, No. 40
36	GD6825-10.5	1	Hex Shaft, ⅞" x 10½" (2 Holes)

ITEM	PART NO.	QTY.	DESCRIPTION
37	G10303	6	Carriage Bolt, 5/16"-18 x 1"
	G11386	6	Flat Washer, 5/16" SAE
	G10232	6	Lock Washer, 5/16"
	G10106	6	Hex Nut, 5/16"-18
38	G3400-01	4	Flangette
39	G2100-03	2	Bearing, 7/8" Hex Bore, Spherical
40	G10890	2	Hex Head Adjusting Bolt, 1/2"-13 x 4", Grade 2
A	G1K253	-	Contact Wheel Arm Replacement Kit (Items 3, 22, 25, 36 And 40)

***Specific brand requests will be supplied only as available from current Kinze Repair Parts stock. If a specific brand requested is not in stock, the brand available will be supplied. Different brand tires may have different diameters. Change in tire brands may affect rates. Field checks are recommended after any change in contact tires.**

This page left blank intentionally.

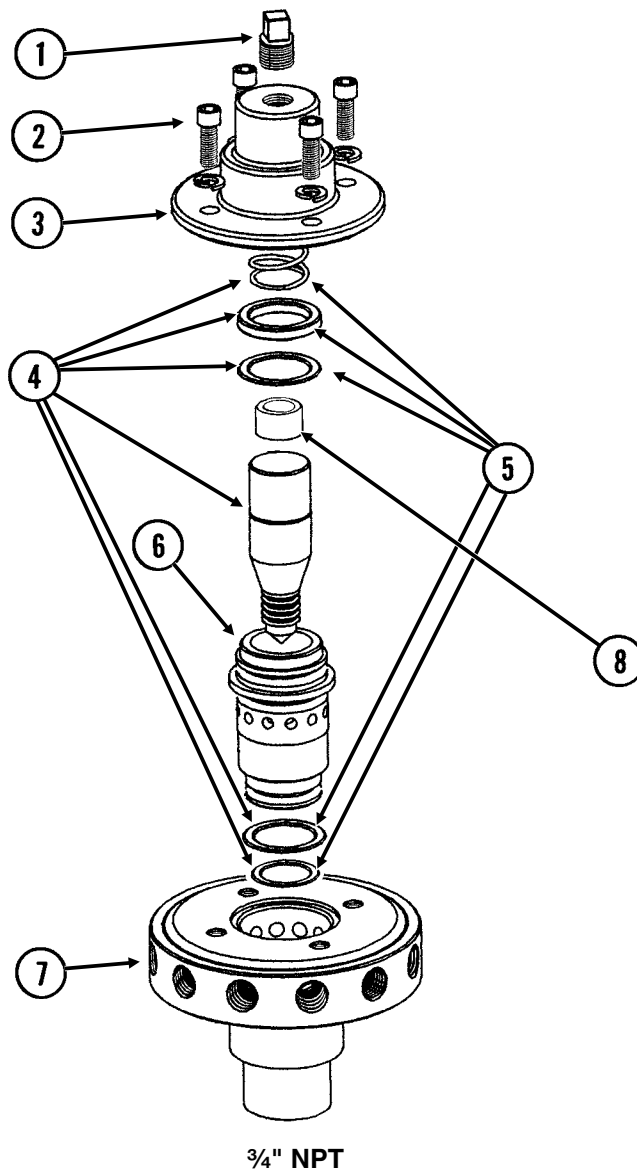
(FRTZ295)



ITEM	PART NO.	QTY.	DESCRIPTION
1	G4301-06	1	Hose, 3/8" x 160'
2	G10681	24	Hose Clamp, No. 6
3	GD11700	12	Adapter, 1/4" NPT To 3/8" Barb
4	---	-	See "Liquid Fertilizer Piston Pump Flow Divider" on page P107
5	G10292	-	Pipe Plug, 1/4" NPT
6	---	-	See "Liquid Fertilizer Piston Pump", Pages P100 And P101
7	G11237	1	Reducing Bushing, 1 1/2" Male NPT To 3/4" Female
8	G10917	1	Elbow, 90°, 3/4" NPT To Barb
9	G4205-04	-	Hose, 3/4" x 36"
10	---	-	See "Liquid Fertilizer Piston Pump Drive" on page P101
11	G10615	1	Reducing Bushing, 1 1/2" Male NPT To 1 1/4" Female
12	G10629	2	Elbow, 90°, 1 1/4" NPT To Barb,
13	---	-	See "Liquid Fertilizer Tanks, Saddles, Saddle Mounts, and Hoses" on page P99
14	G10626	1	Adapter, 1 1/4" NPT To Barb
15	GA3893	1	Strainer Complete
	GR0880	-	Screen, No. 40 Mesh (Included W/GA3893)
	GR0881	-	Gasket (Included W/GA3893)
	GR0882	-	Y-Body (Included W/GA3893)
	GR0883	-	End Cap (Included W/GA3893)
16	G10619	1	Close Nipple, 1 1/4" NPT
17	GA4976	2	Shutoff Valve, 1 1/4" NPT
	GR1015	-	Body O-Ring (Included W/GA4976)
	GR1016	-	Stem O-Ring (Included W/GA4976)
	GR1017	-	Teflon Seal (Included W/GA4976)
	GR1018	-	Ball (Included W/GA4976)
	GR1019	-	Handle (Included W/GA4976)
18	GA6527	1	Mount, 3/4" NPT
19	GD1114	1	U-Bolt, 7" x 7" x 5/8"-11
	G10230	2	Lock Washer, 5/8"
	G10104	2	Hex Nut, 5/8"-11
20	G10733	1	Elbow, 90°, 3/4" Female NPT
21	G10734	1	Adapter, 3/4" NPT To Barb
22	G10278	2	Hose Clamp, No. 16

(FRTZ202c)

Model FD-1200 Flow Divider, 12 Outlet

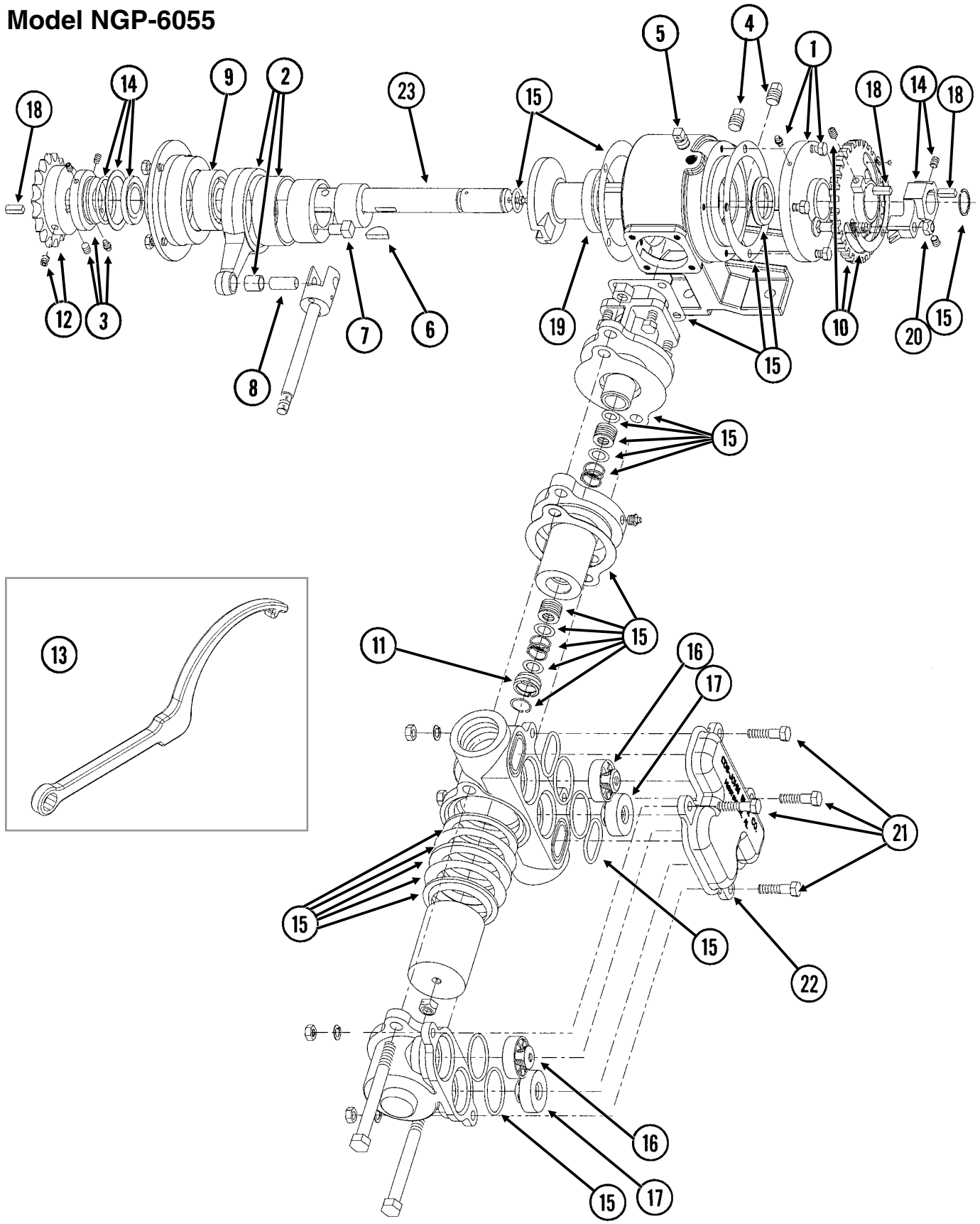


ITEM	PART NO.	QTY.	DESCRIPTION
1	GR1543	1	Vent Plug
2	GR1542	4	Hex Socket Head Screw, 1/4"-20 x 3/4"
	GR1541	4	Lock Washer, 1/4", Stainless Steel
3	GR1540	1	Cap
4	GR1544	1	Needle Assembly W/Seal Kit
5	GR1545	1	Seal Kit, Includes: (3) O-Rings, (1) Seal, (1) Spring
6	GR1535	1	Sleeve
7	GR1533	1	Body (12 Outlets)
8	GR1574	1	Sleeve, 1" O.D. x 1/2" Long, Stainless Steel
A	GA8931	1	Liquid Fertilizer Piston Pump Flow Divider Complete, 12 Outlet (Model FD-1200)

This page left blank intentionally.

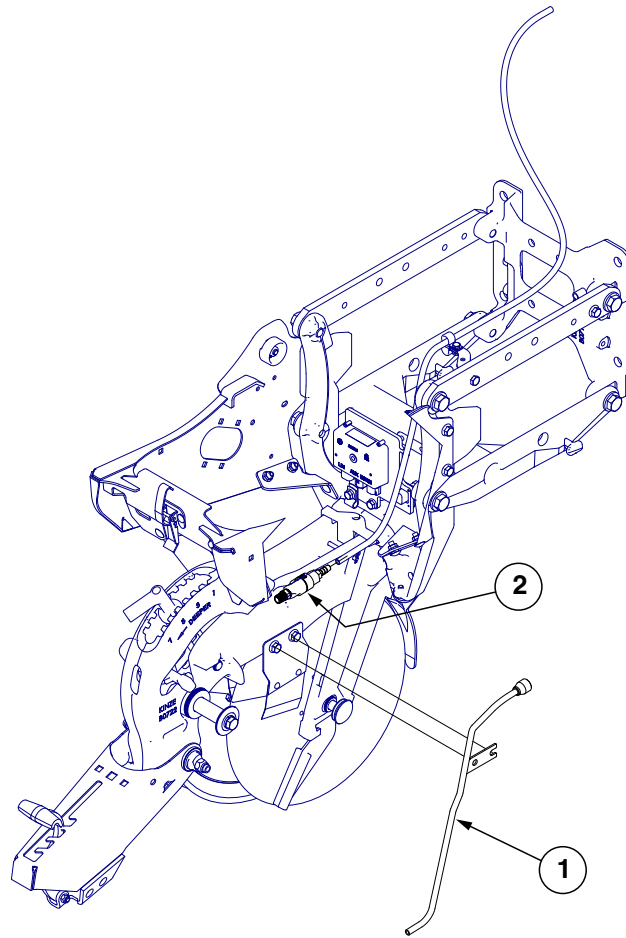
(A12335a/GR1808)

Model NGP-6055




ITEM	PART NO.	QTY.	DESCRIPTION
1	GR1804	1	Flange Cover Assembly
	G10991	4	Hex Head Cap Screw, 5/16"-18 x 7/8"
2	GR1802	1	Connecting Rod Assembly
3	GR1801	1	Spacer Assembly
	G10693	3	Hex Socket Head Set Screw, 5/16"-18 x 3/8"
4	GR1123	2	Plug
5	GR1543	1	Vent Plug
6	GR1112	1	Woodruff Key
7	GR1120	1	Eccentric Pin
8	GR1124	1	Pin
9	GR1104	1	Bearing
10	GR1805	1	Setting Hub Assembly
11	GR1134	1	Stuffing Box Insert
12	GR1389	1	Sprocket, 18 Tooth
13	GR1808	1	Adjustment Wrench
14	GR1806	1	Setting Pointer Assembly
15	GR1795	1	Repair Kit, Includes: (6) Gaskets, (9) O-Rings, (4) Washers, (1) Retaining Ring, (2) Oil Seals, (1) Snap Ring, (1) Thrust Washer, (1) Rod Bushing, (2) Flange Plunger Packings, (2) Packing Springs, (2) Rod Vee Packing Sets
16	GR1799	2	Discharge Valve Assembly
17	GR1797	2	Suction Valve Assembly
18	GR1118	3	Setting Arm Key
19	GR1116	1	Bearing
20	G10306	1	Carriage Bolt, 3/8"-16 x 2"
	G10108	1	Lock Nut, 3/8"-16
21	G10003	4	Hex Head Cap Screw, 3/8"-16 x 1 1/2"
	G11387	4	Flat Washer, 3/8" SAE
	G10229	4	Lock Washer, 3/8"
	G10101	4	Hex Nut, 3/8"-16
22	GR2003	1	Valve Cover
23	GR2185	1	Crankshaft
A	GA12330	-	Piston Pump Complete W/18 Tooth Sprocket (Model NGP-6055)

(A18821a)



ITEM	PART NO.	QTY.	DESCRIPTION
1	GA18822	-	Liquid Fertilizer Tube
2	GA20583	-	Check Valve Assembly

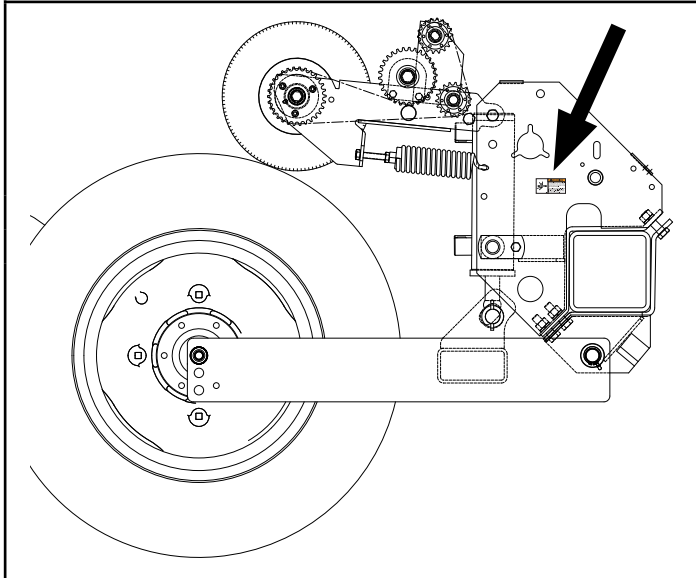
This page left blank intentionally.







Part No.: GD2199
 Description: SMV Sign
 Quantity: 1











Part No.: G7100-397
 Description: Decal, Warning
 Quantity: 1 (Per Row Marker Cylinder - Conventional)
 4 (2 Per Row Marker)

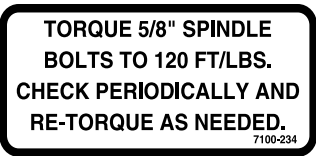
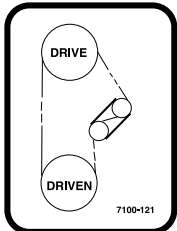
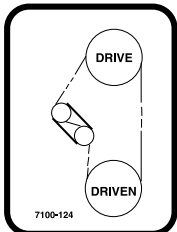
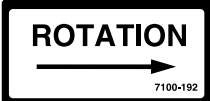
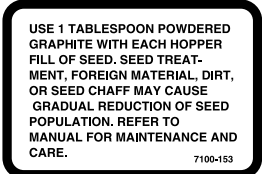
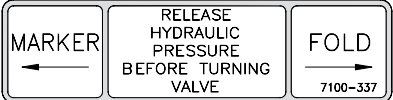
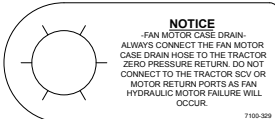
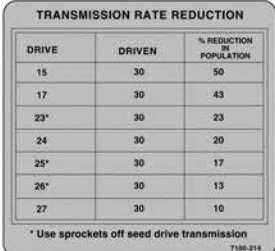



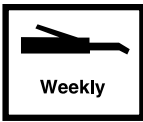


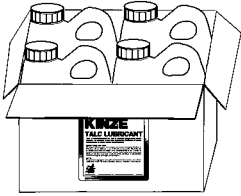
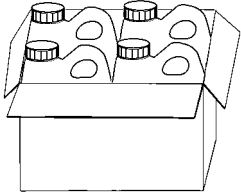


Part No.: G7100-402
 Description: Decal, Warning
 Quantity: 1 (Located on Wheel Modules On Both Ends Of Planter)
 2 (One Located On Upper Side Of Each Inner Wheel Module Arm Clamp On Each Side Of Planter)



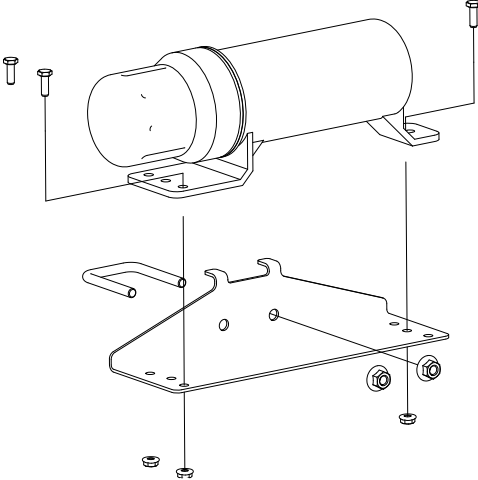
 <p>A technical drawing of a cylindrical assembly with mounting brackets on both ends. A caution decal is shown on the front surface.</p>	<div data-bbox="1003 247 1356 424">  <p>CAUTION Taking apart this assembly may allow compressed spring to fly out and cause injury. Do not take apart assembly.</p> </div> <p>Part No.: G7100-388 Description: Decal, Caution Quantity: 1</p>
 <p>A technical drawing of a rectangular granular chemical hopper lid with a grid pattern. A warning decal is shown on the underside.</p>	<div data-bbox="1003 550 1356 730">  <p>WARNING Agricultural chemicals can cause death or serious injury to persons, animals, and plants or seriously damage soil, equipment, and property. Read and follow all chemical and equipment manufacturer labels and instructions.</p> </div> <p>Part No.: G7100-381 Description: Decal, Warning Quantity: 1 (1 Per Row Unit - Located On Underside Of Granular Chemical Hopper Lid)</p>

<p style="text-align: center;">G7100-557 and G7100-559</p>	
<p>Part No.: G7100-557 Description: Reflective Decal, Red, 2" x 9" Rectangular Quantity: 2 (One Located On Top Of Rear Side Of Planter Toolbar On Each Side Of Planter) (12 Row 30" Only)</p> <p>4 (Rear-Facing In Transport Position - Two Located On Top Of Rear Side Of Tire Scraper On Each Side Of Planter)</p>	<p>Part No.: G7100-558 Description: Reflective Decal, Amber, 2" x 9", Rectangular Quantity: 2 (Forward-Facing In Transport Position - One Located On The Granular Chemical Hopper Panel Extension On First Row Unit On Outer Side Of Hinge On Each Side Of Planter) (If Applicable)</p>
<p>Part No.: G7100-559 Description: Reflective Decal, Orange, 2" x 9" Rectangular Quantity: 2 (One Located On Bottom Of Rear Side Of Planter Toolbar On Each Side Of Planter) (12 Row 30" Only)</p> <p>4 (Rear-Facing In Transport Position - Two Located On Bottom Of Rear Side Of Tire Scraper On Each Side Of Planter)</p>	
<p>Part No.: G7100-262 Description: Reflective Decal, Amber, 1 3/4" x 9", Die-Cut Quantity: 2 (Forward-Facing In Transport Position - One Located On The Hopper Support On First Row Unit On Outer Side Of Hinge On Each Side Of Planter)</p>	<div style="border: 1px solid black; padding: 5px;"> <p>WARNING</p> <p>Uncontrolled machine movement can crush resulting in death, serious injury, or damage to property and equipment.</p> <p>Install safety lockup devices before working under or transporting this equipment.</p> </div>
	<p>Part No.: G7100-385 Description: Decal, Warning Quantity: 4 (One Located on Each Safety Lockup)</p>

	<div style="display: flex; align-items: center;">  <div style="border: 1px solid black; padding: 5px; margin-left: 10px;"> <p>⚠ WARNING</p> <p>Loss of control can cause death or serious injury, or damage to property and equipment. Tow only with farm tractor weight rated and configured for this equipment. Use safety chains and transport as specified in the Operator and Parts Manual.</p> </div> </div>
	<p>Part No.: G7100-393 Description: Decal, Warning Quantity: 1</p> <p>Part No.: GD1162 Description: Tie Strap, 28"</p> <p>Part No.: GD1512 Description: Tie Strap, 7½"</p> <p>Part No.: GD2117 Description: Tie Strap, 14½"</p> <p>Part No.: GD2984 Description: Tie Strap, 34"</p>
	<p>Part No.: GD10057-01 Description: Hose Identification Sleeve, Red AA</p> <p>Part No.: GD10057-02 Description: Hose Identification Sleeve, Red BB</p> <p>Part No.: GD10057-03 Description: Hose Identification Sleeve, Blue AA</p> <p>Part No.: GD10057-04 Description: Hose Identification Sleeve, Blue BB</p>
	<p>Part No.: G7100-295 Description: Decal, Spring Tension Release Quantity: -</p>
	<p>Part No.: G7100-178 Description: Decal, Econ-Fold®, ¾" x 3" Quantity: 1</p>
	<div style="display: flex; align-items: center;">  <div style="border: 1px solid black; padding: 5px; margin-left: 10px;"> <p>⚠ WARNING</p> <p>Improper operation or servicing of this equipment can result in death or serious injury. Read and follow all instructions in the Operator and Parts Manual. Contact your Kinze dealer or go to www.kinze.com to order a replacement manual.</p> </div> </div>

 <p>TORQUE 5/8" SPINDLE BOLTS TO 120 FT/LBS. CHECK PERIODICALLY AND RE-TORQUE AS NEEDED. 7100-234</p>	<p>Part No.: G7100-234 Description: Decal, Bolt Torque Quantity: -</p>																								
 <p>DRIVE DRIVEN 7100-121</p>	<p>Part No.: G7100-121 Description: Decal, Transmission, R.H. Quantity: 1</p>																								
 <p>DRIVE DRIVEN 7100-124</p>	<p>Part No.: G7100-124 Description: Decal, Transmission, L.H. Quantity: 1</p>																								
 <p>ROTATION 7100-192</p>	<p>Part No.: G7100-192 Description: Decal, Point Row Couch Rotation</p>																								
 <p>USE 1 TABLESPOON POWDERED GRAPHITE WITH EACH HOPPER FILL OF SEED. SEED TREATMENT, FOREIGN MATERIAL, DIRT, OR SEED CHAFF MAY CAUSE GRADUAL REDUCTION OF SEED POPULATION. REFER TO MANUAL FOR MAINTENANCE AND CARE. 7100-153</p>	<p>Part No.: G7100-153 Description: Decal, Information Quantity: 1 Per Brush-Type Seed Meter</p>																								
 <p>MARKER RELEASE HYDRAULIC PRESSURE BEFORE TURNING VALVE FOLD 7100-337</p>	<p>Part No.: G7100-337 Description: Decal, Instruction</p>																								
 <p>NOTICE FAN MOTOR CASE DRAIN- ALWAYS CONNECT THE FAN MOTOR CASE DRAIN HOSE TO THE TRACTOR ZERO PRESSURE RETURN. DO NOT CONNECT TO THE TRACTOR SCV OR MOTOR RETURN PORTS AS FAN HYDRAULIC MOTOR FAILURE WILL OCCUR. 7100-329</p>	<p>Part No.: G7100-329 Description: Tag, Fan Motor Case Drain</p>																								
 <p>TRANSMISSION RATE REDUCTION</p> <table border="1"> <thead> <tr> <th>DRIVE</th> <th>DRIVEN</th> <th>% REDUCTION IN POPULATION</th> </tr> </thead> <tbody> <tr> <td>15</td> <td>30</td> <td>50</td> </tr> <tr> <td>17</td> <td>30</td> <td>43</td> </tr> <tr> <td>23*</td> <td>30</td> <td>23</td> </tr> <tr> <td>24</td> <td>30</td> <td>20</td> </tr> <tr> <td>25*</td> <td>30</td> <td>17</td> </tr> <tr> <td>26*</td> <td>30</td> <td>13</td> </tr> <tr> <td>27</td> <td>30</td> <td>10</td> </tr> </tbody> </table> <p>* Use sprockets off seed drive transmission 7100-214</p>	DRIVE	DRIVEN	% REDUCTION IN POPULATION	15	30	50	17	30	43	23*	30	23	24	30	20	25*	30	17	26*	30	13	27	30	10	<p>Part No.: G7100-214 Description: Decal, Two-Speed Point Row Clutch Rate Reduction Quantity: 1</p>
DRIVE	DRIVEN	% REDUCTION IN POPULATION																							
15	30	50																							
17	30	43																							
23*	30	23																							
24	30	20																							
25*	30	17																							
26*	30	13																							
27	30	10																							
 <p>DAILY 7100-116</p>	<p>Part No.: G7100-116 Description: Decal, Grease Daily</p>																								

 <p>Weekly</p>	<p>Part No.: G7100-110 Description: Decal, Grease Weekly</p>
	<p>Part No.: GR2127MPP Description: Blue Paint, Twelve Aerosol Cans</p>
	<p>Part No.: GR0146 Description: Powdered Graphite, 1 Pound Container</p> <p>Part No.: GR0146MPP Description: Powdered Graphite, Twenty-Four 1 Pound Containers</p>
	<p>Part No.: GR1570MPP Description: Talc Lubricant, Four 8 Pound Containers</p> <p>Part No.: GR1828 Description: Talc Lubricant, 30 Pound Container</p>
	<p>Part No.: GR1842MPP Description: Graphite Lubricant, Four 5 Pound Containers</p>
<p>Not Available</p>	<p>Part No.: GR2217 Description: Fluency Agent Seed Flow Additive, Four 4.4 Pound Pails</p>
	<p>Part No.: GR2240 Description: Talc/Graphite Blend (80 Talc/20 Graphite), 8 Pound Containers</p> <p>Part No.: GR2240MPP Description: Talc/Graphite Blend (80 Talc/20 Graphite), Four 8 Pound Containers</p>
	<p>Part No.: GR2241MPP Description: Dispensing Cap, 10/Package</p>

	<p>Part No.: G7100-564 (2018 Production and On) Description: Decal, KINZE 3200 Quantity: 2 (1 On Each Side of Hitch)</p>
	<p>Part No.: GM0283-01 Description: Operator Manual, Model 3200</p> <p>Part No.: GM0283-02 Description: Parts Manual, Model 3200</p> <p>Part No.: GPR1094 Description: Binder (Contact Kinze Parts To Order)</p>
	<p>Part No.: GA15422 Description: Operator's Manual Canister Quantity: 1</p>
	<p>Part No.: GD22685 Description: Manual Canister Bracket Quantity: 1</p>
	<p>Part No.: GD22692 Description: U-Bolt, 1 3/4" x 1 3/4" x 3/8"-16 Quantity: 1</p>
	<p>Part No.: G11091 Description: Serrated Flange Nut, 3/8"-16 Quantity: 2</p>
	<p>Part No.: G11166 Description: Hex Socket Flange Cap Screw, 1/4"-20 x 3/4" Quantity: 3</p>
<p>Part No.: G11320 Description: Lock Nut, 1/4"-20, Grade B Quantity: 3</p>	

Part No.	Page	Part No.	Page	Part No.	Page	Part No.	Page
*A1000	P96	A10759	P28	G10014	P10	G10046	P112
*A1010	P96	A11938	P56	G10014	P44	G10046	P114
*A1020	P96	A4295	P87	G10015	P12	G10047	P6
*A1020	P96	A6524	P92	G10016	P52	G10047	P74
*A1106	P58	A7370	P122	G10017	P36	G10047	P78
*A1168	P58	A7538	P88	G10017	P38	G10047	P81
*A12009	P96	A7538	P90	G10017	P38	G10047	P114
*A12010	P96	A8036	P56	G10017	P52	G10049	P66
*A12011	P47	A8048	P54	G10017	P56	G10049	P82
*A12012	P47	G10001	P12	G10017	P62	G10053	P60
*A12013	P47	G10001	P14	G10017	P62	G10053	P63
*A1414	P47	G10001	P46	G10017	P74	G10055	P62
*A3114	P96	G10001	P54	G10017	P78	G10055	P122
*A3130	P96	G10001	P74	G10017	P114	G10061	P18
*A3176	P96	G10001	P100	G10017	P120	G10062	P52
*A3180	P58	G10001	P104	G10018	P12	G10063	P46
*A3202	P96	G10001	P122	G10018	P85	G10064	P14
*A3395	P47	G10002	P28	G10019	P10	G10064	P58
*A3396	P47	G10002	P114	G10019	P54	G10064	P98
*A3397	P47	G10003	P2	G10019	P84	G10071	P2
*A8294	P47	G10003	P32	G10019	P104	G10071	P60
*A8295	P47	G10003	P82	G10019	P112	G10096	P120
*D12012	P91	G10003	P122	G10020	P22	G10101	P14
*D12038	P88	G10003	P122	G10021	P22	G10101	P15
*D12038	P90	G10003	P130	G10022	P22	G10101	P32
*D12056	P87	G10004	P4	G10023	P4	G10101	P46
*D12210	P87	G10004	P42	G10023	P28	G10101	P52
*D12210	P88	G10004	P60	G10023	P52	G10101	P63
*D12210	P90	G10004	P63	G10023	P56	G10101	P66
*D12210	P91	G10004	P63	G10023	P66	G10101	P66
*D12212	P91	G10004	P78	G10023	P66	G10101	P70
*D12213	P91	G10004	P120	G10023	P70	G10101	P70
*D12214	P91	G10005	P44	G10023	P98	G10101	P74
*D12227	P88	G10005	P52	G10023	P122	G10101	P78
*D12227	P90	G10006	P12	G10026	P60	G10101	P100
*D12228	P88	G10006	P40	G10028	P54	G10101	P101
*D12228	P90	G10006	P60	G10028	P54	G10101	P104
*D12231	P87	G10007	P15	G10031	P10	G10101	P112
*D12232	P87	G10007	P44	G10033	P40	G10101	P122
*D12251	P87	G10007	P56	G10035	P74	G10101	P122
*D12251	P88	G10010	P10	G10036	P34	G10101	P130
*D12251	P90	G10010	P42	G10036	P54	G10101	P120
*D12251	P91	G10010	P44	G10036	P62	G10102	P12
*D12275	P91	G10010	P118	G10038	P122	G10102	P12
*D12279	P88	G10011	P44	G10039	P36	G10102	P40
*D12279	P90	G10011	P44	G10039	P38	G10102	P40
*D12280	P87	G10011	P54	G10039	P44	G10102	P44
*D29649	P87	G10011	P54	G10039	P52	G10102	P52
*D29649	P88	G10011	P114	G10045	P40	G10102	P52
*D29649	P90	G10013	P14	G10045	P84	G10102	P52
700-01078	P22	G10013	P62	G10045	P112	G10102	P56
700-01079	P24	G10014	P2	G10046	P44	G10102	P74

Part No.	Page	Part No.	Page	Part No.	Page	Part No.	Page
G10102	P81	G10107	P14	G10111	P36	G10201	P2
G10102	P84	G10107	P34	G10111	P36	G10201	P6
G10102	P84	G10107	P38	G10111	P36	G10201	P28
G10102	P98	G10107	P44	G10111	P38	G10203	P81
G10102	P112	G10107	P44	G10111	P38	G10204	P7
G10102	P112	G10107	P44	G10111	P38	G10204	P10
G10102	P114	G10107	P54	G10111	P38	G10204	P112
G10102	P114	G10107	P54	G10111	P40	G10204	P118
G10102	P122	G10107	P62	G10111	P40	G10207	P2
G10102	P122	G10107	P62	G10111	P44	G10207	P122
G10102	P120	G10107	P82	G10111	P56	G10210	P82
G10103	P32	G10107	P112	G10111	P60	G10213	P44
G10103	P58	G10107	P115	G10111	P61	G10215	P96
G10103	P58	G10107	P122	G10111	P63	G10216	P10
G10103	P66	G10108	P2	G10111	P66	G10217	P115
G10103	P66	G10108	P18	G10111	P70	G10227	P32
G10103	P70	G10108	P28	G10111	P74	G10227	P58
G10103	P70	G10108	P46	G10111	P78	G10227	P58
G10103	P122	G10108	P46	G10111	P112	G10227	P66
G10103	P56	G10108	P54	G10111	P114	G10227	P66
G10103	P120	G10108	P56	G10111	P115	G10227	P66
G10104	P4	G10108	P70	G10112	P44	G10227	P70
G10104	P4	G10108	P70	G10112	P54	G10227	P70
G10104	P15	G10108	P81	G10128	P61	G10227	P70
G10104	P52	G10108	P82	G10128	P62	G10227	P73
G10104	P52	G10108	P82	G10128	P62	G10227	P79
G10104	P52	G10108	P85	G10128	P63	G10227	P122
G10104	P54	G10108	P92	G10128	P70	G10227	P120
G10104	P54	G10108	P114	G10128	P74	G10228	P10
G10104	P56	G10108	P114	G10130	P62	G10228	P40
G10104	P60	G10108	P121	G10130	P75	G10228	P40
G10104	P62	G10108	P130	G10130	P78	G10228	P52
G10104	P77	G10109	P10	G10131	P78	G10228	P52
G10104	P82	G10109	P10	G10133	P14	G10228	P52
G10104	P112	G10109	P12	G10133	P40	G10228	P56
G10104	P112	G10109	P14	G10133	P42	G10228	P74
G10104	P114	G10109	P36	G10133	P44	G10228	P81
G10104	P114	G10109	P40	G10133	P112	G10228	P84
G10104	P126	G10109	P42	G10152	P12	G10228	P84
G10104	P119	G10109	P44	G10152	P52	G10228	P84
G10104	P120	G10109	P84	G10152	P112	G10228	P98
G10105	P54	G10109	P112	G10152	P114	G10228	P112
G10106	P12	G10110	P4	G10157	P54	G10228	P112
G10106	P12	G10110	P32	G10159	P60	G10228	P114
G10106	P38	G10110	P52	G10159	P81	G10228	P122
G10106	P54	G10110	P56	G10168	P61	G10228	P122
G10106	P62	G10110	P78	G10168	P84	G10228	P120
G10106	P74	G10110	P84	G10168	P84	G10229	P15
G10106	P122	G10110	P98	G10169	P54	G10229	P28
G10106	P122	G10110	P98	G10171	P12	G10229	P32
G10106	P123	G10111	P14	G10171	P104	G10229	P42
G10107	P12	G10111	P34	G10172	P70	G10229	P46

Part No.	Page	Part No.	Page	Part No.	Page	Part No.	Page
G10229	P52	G10233	P118	G10374	P70	G10501	P62
G10229	P66	G10233	P121	G10397	P61	G10501	P62
G10229	P70	G10235	P56	G10400	P44	G10501	P122
G10229	P74	G10235	P63	G10401	P22	G10503	P36
G10229	P74	G10235	P73	G10404	P56	G10503	P38
G10229	P78	G10235	P122	G10409	P62	G10503	P42
G10229	P78	G10236	P56	G10409	P74	G10503	P44
G10229	P100	G10243	P100	G10409	P77	G10503	P82
G10229	P101	G10243	P104	G10412	P18	G10503	P112
G10229	P104	G10253	P66	G10412	P63	G10504	P112
G10229	P112	G10257	P66	G10412	P122	G10523	P32
G10229	P122	G10278	P126	G10427	P7	G10527	P78
G10229	P122	G10292	P126	G10427	P12	G10529	P33
G10229	P122	G10303	P12	G10430	P75	G10531	P24
G10229	P130	G10303	P36	G10438	P2	G10536	P36
G10229	P120	G10303	P62	G10450	P115	G10536	P38
G10230	P4	G10303	P63	G10451	P82	G10542	P112
G10230	P4	G10303	P74	G10451	P111	G10544	P84
G10230	P14	G10303	P122	G10452	P32	G10546	P29
G10230	P15	G10303	P122	G10455	P78	G10546	P75
G10230	P52	G10303	P123	G10457	P56	G10551	P2
G10230	P52	G10305	P33	G10457	P56	G10560	P82
G10230	P52	G10305	P33	G10457	P56	G10567	P18
G10230	P54	G10305	P112	G10460	P60	G10567	P28
G10230	P54	G10306	P32	G10460	P82	G10567	P29
G10230	P56	G10306	P114	G10460	P82	G10570	P29
G10230	P60	G10306	P121	G10460	P82	G10572	P38
G10230	P77	G10306	P130	G10460	P82	G10574	P34
G10230	P82	G10308	P14	G10460	P82	G10574	P40
G10230	P112	G10309	P18	G10461	P56	G10574	P44
G10230	P112	G10310	P6	G10463	P12	G10580	P58
G10230	P114	G10310	P32	G10463	P58	G10581	P56
G10230	P114	G10312	P2	G10463	P58	G10585	P36
G10230	P126	G10312	P28	G10463	P58	G10585	P38
G10230	P119	G10315	P12	G10463	P82	G10597	P36
G10230	P120	G10315	P14	G10470	P22	G10597	P38
G10231	P54	G10315	P32	G10470	P75	G10599	P14
G10231	P60	G10318	P38	G10475	P26	G10599	P15
G10232	P12	G10323	P22	G10478	P62	G10599	P46
G10232	P12	G10324	P91	G10478	P74	G10599	P52
G10232	P54	G10325	P7	G10478	P77	G10599	P56
G10232	P62	G10325	P28	G10485	P120	G10602	P18
G10232	P74	G10325	P66	G10496	P66	G10602	P22
G10232	P112	G10326	P2	G10496	P70	G10602	P24
G10232	P114	G10326	P52	G10496	P73	G10602	P28
G10232	P122	G10328	P7	G10496	P78	G10602	P29
G10232	P122	G10338	P6	G10497	P66	G10602	P61
G10232	P123	G10338	P10	G10499	P46	G10602	P77
G10233	P61	G10338	P18	G10499	P112	G10602	P121
G10233	P74	G10348	P40	G10500	P22	G10603	P22
G10233	P74	G10370	P122	G10501	P40	G10603	P24
G10233	P78	G10371	P40	G10501	P62	G10604	P22

Part No.	Page	Part No.	Page	Part No.	Page	Part No.	Page
G10615	P126	G10681	P112	G10901	P120	G11214	P56
G10619	P126	G10681	P126	G10912	P7	G11215	P46
G10620	P2	G10686	P85	G10917	P126	G11228	P42
G10620	P6	G10686	P101	G10923	P62	G11236	P42
G10620	P10	G10686	P104	G10923	P75	G11237	P126
G10620	P18	G10687	P6	G10923	P78	G11281	P26
G10620	P28	G10690	P22	G10927	P100	G11288	P100
G10620	P63	G10693	P130	G10927	P104	G11288	P104
G10620	P104	G10722	P84	G10928	P100	G11306	P120
G10620	P104	G10725	P84	G10928	P104	G11308	P120
G10620	P118	G10727	P85	G10931	P100	G11314	P60
G10621	P6	G10730	P44	G10931	P104	G11320	P139
G10621	P18	G10732	P4	G10938	P111	G11342	P120
G10621	P22	G10733	P126	G10939	P92	G11353	P120
G10621	P22	G10734	P126	G10940	P10	G11353	P120
G10621	P28	G10751	P4	G10958	P92	G11354	P120
G10621	P33	G10751	P63	G10961	P118	G11385	P4
G10622	P7	G10751	P122	G10969	P91	G11385	P29
G10622	P7	G10752	P4	G10974	P42	G11385	P32
G10622	P33	G10752	P18	G10974	P44	G11385	P73
G10622	P33	G10753	P46	G10991	P114	G11385	P98
G10622	P52	G10757	P32	G10991	P130	G11385	P98
G10622	P56	G10758	P32	G10996	P68	G11386	P12
G10623	P120	G10758	P100	G10996	P72	G11386	P36
G10626	P126	G10758	P104	G11009	P22	G11386	P74
G10626	P120	G10765	P42	G11009	P24	G11386	P85
G10627	P120	G10765	P44	G11009	P26	G11386	P112
G10628	P120	G10765	P66	G11010	P44	G11386	P114
G10629	P126	G10765	P70	G11015	P2	G11386	P123
G10630	P120	G10779	P91	G11073	P29	G11387	P2
G10634	P24	G10804	P66	G11075	P73	G11387	P6
G10636	P60	G10804	P70	G11075	P78	G11387	P12
G10638	P70	G10809	P81	G11078	P73	G11387	P14
G10640	P10	G10821	P78	G11078	P79	G11387	P14
G10640	P56	G10844	P84	G11081	P60	G11387	P15
G10640	P78	G10857	P120	G11091	P4	G11387	P18
G10640	P82	G10859	P66	G11091	P6	G11387	P28
G10640	P82	G10859	P70	G11091	P60	G11387	P32
G10640	P114	G10862	P82	G11091	P63	G11387	P46
G10641	P54	G10864	P32	G11091	P104	G11387	P54
G10641	P81	G10871	P114	G11091	P139	G11387	P54
G10641	P82	G10872	P70	G11100	P73	G11387	P66
G10643	P44	G10873	P70	G11100	P79	G11387	P66
G10660	P29	G10876	P70	G11124	P46	G11387	P70
G10669	P2	G10879	P82	G11133	P46	G11387	P74
G10670	P28	G10880	P78	G11151	P24	G11387	P78
G10672	P119	G10888	P120	G11166	P52	G11387	P112
G10672	P120	G10889	P119	G11166	P139	G11387	P114
G10674	P120	G10890	P62	G11172	P26	G11387	P121
G10676	P52	G10890	P123	G11188	P52	G11387	P122
G10676	P119	G10900	P66	G11204	P52	G11387	P122
G10681	P49	G10901	P6	G11209	P32	G11387	P130

Part No.	Page	Part No.	Page	Part No.	Page	Part No.	Page
G11389	P36	G11619	P26	G3303-108.	P29	G6801-10.	P49
G11389	P36	G11619	P26	G3303-114.	P29	G6801-10-12	P48
G11389	P36	G11693	P26	G3303-16.	P2	G6801-12.	P48
G11389	P38	G11742	P85	G3303-34.	P6	G7100-501.	P85
G11389	P38	G11793	P29	G3303-88.	P6	G7566X	P15
G11389	P38	G1K248	P98	G3303-98.	P2	G8647x	P101
G11389	P42	G1K248	P101	G3305-01.	P33	G9040X	P26
G11389	P74	G1K248	P104	G3310-06.	P74	G9041X	P26
G11389	P114	G1K249	P101	G3310-102.	P62	G9042X	P26
G11389	P115	G1K252	P98	G3310-104.	P62	G9043X	P26
G11389	P122	G1K252	P100	G3310-139.	P122	G9272X	P26
G11389	P120	G1K252	P104	G3310-66.	P122	G9273X	P26
G11391	P4	G1K253	P123	G3310-68.	P74	G9275X	P26
G11391	P6	G1K267	P68	G3310-74.	P62	G9277X	P26
G11391	P14	G1K267	P72	G3310-76.	P74	G9308X	P26
G11391	P18	G1K267	P100	G3310-80.	P74	G9421X	P109
G11391	P38	G1K268	P46	G3310-80.	P78	G9566X	P54
G11391	P44	G1K268	P68	G3310-91.	P62	GA0167	P84
G11391	P46	G1K268	P72	G3310-91.	P75	GA0245	P84
G11391	P52	G1K268	P100	G3310-92.	P75	GA0257	P84
G11391	P52	G1K269	P63	G3400-01.	P74	GA0312	P112
G11391	P54	G1K269	P75	G3400-01.	P122	GA0328	P112
G11391	P60	G1K269	P79	G3400-01.	P123	GA0810	P112
G11391	P62	G1K296	P10	G4201-04	P120	GA0895	P60
G11391	P63	G1K320	P98	G4202-05	P120	GA10036	P118
G11391	P84	G1K320	P101	G4205-04.	P126	GA10037	P118
G11391	P115	G1K321	P98	G4301-06.	P126	GA10054	P66
G11391	P118	G1K321	P101	G4425-01	P120	GA10123	P91
G11391	P122	G1K322	P100	G4602-02	P120	GA10137	P18
G11392	P42	G1K323	P100	G6326X	P4	GA10143	P46
G11396	P56	G1K345	P14	G6400-06.	P48	GA10148	P46
G11396	P78	G1K362	P101	G6400-06.	P49	GA10149	P48
G11400	P60	G1K362	P104	G6400-06.	P58	GA10151	P6
G11400	P82	G1K363	P100	G6400-08.	P96	GA10151	P18
G11400	P82	G1K363	P104	G6400-08-04	P96	GA10155	P18
G11415	P104	G1K364	P100	G6400-08-06	P58	GA10157	P2
G11418	P84	G1K378	P79	G6400-10.	P49	GA10635	P46
G11419	P12	G1K379	P79	G6400-12.	P49	GA10752	P46
G11419	P14	G1K380	P75	G6408-04.	P91	GA10799	P46
G11436	P112	G1K381	P75	G6408-06.	P49	GA11154	P46
G11436	P114	G1K385	P32	G6408-08.	P87	GA11155	P46
G11448	P26	G1K426	P48	G6408-08.	P88	GA11285	P62
G11453	P79	G1K528	P4	G6408-08.	P90	GA11592	P82
G11491	P4	G2100-03.	P74	G6408-08.	P91	GA11699	P46
G11514	P4	G2100-03.	P122	G6408-12.	P49	GA11917	P46
G11514	P4	G2100-03.	P123	G6500-06.	P48	GA11934	P49
G11514	P4	G2406-08-06	P58	G6500-06.	P49	GA11940	P52
G11556	P26	G2603-08.	P96	G6500-08.	P96	GA11945	P52
G11578	P26	G2703-08.	P96	G6500-12.	P49	GA11946	P52
G11591	P2	G306-08.	P96	G6801-06.	P49	GA11959	P52
G11592	P2	G3302-07.	P82	G6801-06-08	P58	GA11960	P52
G11618	P26	G3303-108.	P2	G6801-08.	P96	GA11961	P52

Part No.	Page	Part No.	Page	Part No.	Page	Part No.	Page
GA11968	P56	GA15416	P114	GA2014	P42	GA5089	P62
GA11987	P46	GA15422	P139	GA2014	P44	GA5090	P62
GA12108	P114	GA15464	P109	GA2014	P112	GA5090	P121
GA12109	P114	GA15882	P106	GA2019	P22	GA5105	P61
GA12143	P18	GA15883	P106	GA2020	P22	GA5105	P62
GA12235	P42	GA15884	P106	GA20254	P19	GA5105	P75
GA12235	P44	GA16082	P101	GA20346	P26	GA5105	P75
GA12236	P40	GA16157	P120	GA2054	P12	GA5105	P78
GA12236	P42	GA16343	P106	GA20622	P26	GA5106	P75
GA12236	P44	GA16348	P106	GA20640	P18	GA5106	P78
GA12330	P130	GA16349	P108	GA2068	P62	GA5107	P61
GA12403	P101	GA16350	P106	GA2068	P122	GA5107	P62
GA12537	P108	GA16351	P108	GA20746	P26	GA5107	P78
GA12539	P108	GA16352	P108	GA2075	P32	GA5108	P75
GA12540	P108	GA16355	P110	GA20878	P26	GA5108	P78
GA12552	P109	GA16374	P6	GA20902	P100	GA5109	P75
GA12558	P108	GA16374	P106	GA20902	P104	GA5109	P78
GA12559	P108	GA16374	P108	GA20903	P109	GA5109	P121
GA12563	P104	GA16374	P110	GA2094	P33	GA5110	P75
GA12596	P108	GA16382	P106	GA21104	P88	GA5110	P78
GA12598	P108	GA16382	P108	GA21105	P88	GA5111	P75
GA12812	P46	GA16428	P120	GA21106	P87	GA5111	P78
GA12812	P106	GA16826	P106	GA21106	P88	GA5112	P75
GA12852	P108	GA16826	P108	GA21106	P90	GA5112	P78
GA12853	P108	GA16829	P106	GA21109	P90	GA5113	P78
GA12868	P108	GA16829	P108	GA21111	P87	GA5114	P61
GA13521	P101	GA16830	P4	GA21112	P87	GA5114	P62
GA13562	P108	GA16831	P108	GA21151	P109	GA5114	P74
GA13622	P120	GA16832	P110	GA21152	P109	GA5116	P78
GA13719	P84	GA16833	P110	GA21406	P46	GA5118	P122
GA13986	P54	GA16834	P110	GA2148	P60	GA5121	P60
GA14115	P120	GA16868	P4	GA21515	P100	GA5122	P60
GA14158	P120	GA17009	P106	GA21515	P104	GA5146	P78
GA14251	P42	GA17009	P108	GA2180	P61	GA5202	P62
GA14348	P60	GA1720	P4	GA2180	P74	GA5202	P121
GA14349	P60	GA1720	P6	GA2180	P78	GA5385	P98
GA14412	P60	GA17200	P106	GA22165	P14	GA5600	P100
GA14413	P60	GA18201	P22	GA22213	P26	GA5600	P104
GA14447	P108	GA18208	P24	GA24239	P34	GA5624	P78
GA14449	P108	GA18311	P118	GA24449	P85	GA5629	P78
GA14450	P108	GA19112	P26	GA24576	P10	GA5651	P4
GA14452	P108	GA19113	P26	GA24648	P108	GA5654	P38
GA14847	P46	GA19114	P26	GA24649	P108	GA5654	P40
GA15151	P84	GA19115	P26	GA24652	P108	GA5654	P42
GA15197	P14	GA2007	P18	GA2660	P120	GA5654	P44
GA15197	P15	GA20110	P26	GA3893	P126	GA5698	P24
GA15288	P106	GA2012L	P7	GA4293	P49	GA5699	P24
GA15290	P106	GA2012R	P7	GA4376	P60	GA5715	P36
GA15312	P44	GA2014	P7	GA4377	P60	GA5715	P38
GA15415	P112	GA2014	P12	GA4444	P28	GA5718	P38
GA15415	P114	GA2014	P38	GA4976	P126	GA5719	P36
GA15416	P112	GA2014	P40	GA4995	P54	GA5719	P38

Part No.	Page	Part No.	Page	Part No.	Page	Part No.	Page
GA5755	P54	GA7154	P121	GA8082	P120	GA9434	P114
GA5794	P24	GA7165	P68	GA8084	P121	GA9437	P114
GA5795	P24	GA7165	P72	GA8086	P120	GA9454	P114
GA5796	P24	GA7212	P68	GA8087	P120	GA9455	P114
GA5834	P24	GA7255	P24	GA8088	P120	GA9456	P114
GA5853	P84	GA7274	P70	GA8097	P54	GA9457	P114
GA5892	P36	GA7313	P74	GA8098	P112	GA9472	P118
GA5982	P24	GA7317	P75	GA8099	P112	GA9553	P62
GA6038	P24	GA7319	P75	GA8114	P120	GA9554	P62
GA6055	P56	GA7320	P75	GA8140	P4	GA9571	P70
GA6147	P101	GA7321	P75	GA8155	P120	GA9572	P70
GA6147	P104	GA7336	P74	GA8156	P120	GA9714	P19
GA6168	P24	GA7336	P78	GA8168	P122	GA9844	P44
GA6171	P10	GA7417	P66	GA8312	P54	GA9845	P44
GA6171	P12	GA7418	P66	GA8318	P54	GA9846	P62
GA6171	P14	GA7434	P60	GA8324	P7	GA9846	P122
GA6171	P14	GA7463	P70	GA8326	P29	GA9861	P44
GA6171	P118	GA7482	P78	GA8328	P46	GA9862	P44
GA6182	P24	GA7513	P56	GA8328	P68	GA9865	P44
GA6184	P24	GA7577	P72	GA8328	P72	GA9870	P60
GA6187	P24	GA7851	P100	GA8329	P46	GA9964	P46
GA6434	P14	GA7852	P104	GA8329	P68	GA9978	P101
GA6478	P24	GA7854	P100	GA8329	P72	GA9978	P104
GA6527	P126	GA7854	P104	GA8335	P56	GA9979	P101
GA6597	P14	GA7855	P100	GA8343	P22	GA9979	P104
GA6618	P12	GA7856	P46	GA8364	P29	GB0110	P22
GA6619	P12	GA7856	P68	GA8366	P29	GB0115	P29
GA6620	P12	GA7856	P72	GA8371	P28	GB0116	P29
GA6633	P24	GA7856	P100	GA8393	P66	GB0120	P22
GA6699	P98	GA7857	P100	GA8393	P70	GB0134	P112
GA6700	P98	GA7858	P100	GA8483	P111	GB0156	P54
GA6701	P98	GA7859	P100	GA8603	P34	GB0160	P60
GA6733	P12	GA7859	P104	GA8603	P44	GB0169	P54
GA6741	P32	GA7975	P10	GA8603	P114	GB0186	P4
GA6798	P54	GA7976	P10	GA8641	P34	GB0213	P44
GA6800	P58	GA8026	P100	GA8641	P44	GB0218	P4
GA6801	P12	GA8033	P56	GA8685	P112	GB0218	P18
GA6823	P98	GA8041	P60	GA8746	P68	GB0218	P44
GA6824	P98	GA8041	P62	GA8748	P72	GB0218	P44
GA6832	P40	GA8042	P62	GA8760	P42	GB0218	P63
GA6833	P40	GA8046	P101	GA8836	P91	GB0218	P122
GA6834	P40	GA8046	P104	GA8845	P112	GB0239	P12
GA6838	P40	GA8047	P98	GA8911	P92	GB0239	P14
GA6907	P32	GA8047	P101	GA8931	P127	GB0254	P14
GA6966	P114	GA8047	P104	GA9068	P70	GB0258	P122
GA7022	P56	GA8072	P82	GA9131	P44	GB0265	P2
GA7137	P66	GA8073	P82	GA9144	P100	GB0266	P2
GA7144	P68	GA8074	P82	GA9145	P81	GB0267	P2
GA7144	P72	GA8075	P81	GA9195	P112	GB0268	P12
GA7154	P61	GA8076	P81	GA9207	P98	GB0268	P14
GA7154	P62	GA8080	P112	GA9209	P98	GB0274	P2
GA7154	P74	GA8081	P112	GA9433	P114	GB0276	P10

Part No.	Page	Part No.	Page	Part No.	Page	Part No.	Page
GB0278	P18	GD10104	P66	GD10993	P2	GD1132	P38
GB0278	P29	GD10120	P70	GD11017	P7	GD1132	P40
GB0282	P14	GD10120	P70	GD11045	P62	GD1132	P42
GB0283	P77	GD10120	P70	GD11045	P74	GD1132	P44
GB0285	P2	GD10123	P66	GD11045	P78	GD1132	P112
GB0287	P77	GD10123	P70	GD11089	P98	GD1138	P112
GB0291	P44	GD10200	P66	GD11089	P100	GD11393-78	P78
GB0296	P114	GD10207	P91	GD11089	P104	GD11394-79	P78
GB0301	P7	GD1026	P2	GD1109	P12	GD11394-90	P78
GB0314	P18	GD1026	P6	GD1109	P14	GD11395	P77
GB0322	P114	GD1026	P28	GD11115	P82	GD11413	P18
GB0323	P114	GD1026	P74	GD11120	P66	GD11413	P29
GB0331	P6	GD1026	P78	GD11120	P70	GD11422	P4
GB0331	P18	GD1026	P114	GD11122	P24	GD11424	P28
GB0383	P42	GD10282	P70	GD11125	P61	GD1143	P33
GB0387	P40	GD10283	P84	GD11132	P112	GD1144	P33
GB0387	P42	GD10366	P75	GD11132	P114	GD1145	P33
GB0387	P44	GD1041	P22	GD1114	P4	GD11474	P100
GB0400	P114	GD1042	P22	GD1114	P77	GD11474	P104
GB0405	P114	GD10473	P7	GD1114	P112	GD11490	P60
GB0410	P22	GD10473	P12	GD1114	P114	GD11508	P15
GB0464	P42	GD10510	P66	GD1114	P119	GD11509	P15
GB0554	P84	GD10510	P70	GD1114	P126	GD11528	P22
GB0676	P26	GD10519	P42	GD1114	P120	GD11557	P114
GB0697	P26	GD10519	P44	GD11157	P62	GD11558	P114
GB0780	P26	GD10525	P66	GD11157	P74	GD11677	P34
GB0815	P26	GD10528	P66	GD11158	P61	GD11700	P49
GB0816	P26	GD10528	P70	GD1115L	P32	GD11700	P126
GB0818	P26	GD10529	P66	GD1115R	P32	GD11705	P112
GB0823	P26	GD10529	P70	GD1116	P32	GD11747	P19
GB0827	P52	GD10584	P70	GD11169	P100	GD11787	P22
GB0907	P26	GD10585	P70	GD11170	P100	GD11845	P2
GB0920	P26	GD10586	P70	GD11177	P58	GD11845	P7
GB0921	P26	GD1059L	P28	GD1118	P32	GD11845	P12
GB0926	P26	GD1059R	P28	GD11213	P74	GD11950	P92
GB1090	P100	GD1060	P28	GD11219	P28	GD11953	P118
GB1090	P100	GD1061	P29	GD11235	P119	GD11962	P2
GB1090	P104	GD1063	P29	GD11239	P18	GD11962	P6
GD0453-03	P81	GD10635	P70	GD11239	P28	GD11962	P28
GD0487	P112	GD10636	P70	GD11239	P29	GD11963-01	P121
GD0652	P82	GD1065	P2	GD11240	P29	GD11983	P91
GD0746	P84	GD1065	P6	GD11259	P2	GD11999	P92
GD0840	P84	GD10672	P70	GD11279	P19	GD12102	P87
GD0914-20	P75	GD10673	P70	GD11286	P22	GD12102	P88
GD0914-20	P77	GD10674-02	P82	GD11297	P29	GD12102	P90
GD0914-21.5	P74	GD10777	P119	GD11298	P56	GD12102	P91
GD0914-6.25	P74	GD1083	P22	GD11300	P56	GD12501	P92
GD0962	P112	GD1085	P14	GD11305	P28	GD12502	P92
GD10036	P4	GD1086	P10	GD11306	P7	GD12505	P88
GD10102	P66	GD10963	P32	GD11306	P112	GD12505	P90
GD10103	P66	GD10984	P32	GD11311	P22	GD12507	P87
GD10103	P70	GD10991	P10	GD11313	P15	GD1255	P75

Part No.	Page	Part No.	Page	Part No.	Page	Part No.	Page
GD12561	P19	GD16245	P2	GD22975	P106	GD3311	P56
GD12561	P19	GD16466	P52	GD23002	P91	GD3311	P56
GD12616-78	P77	GD1657	P111	GD23773	P6	GD3373	P56
GD12676	P114	GD16598	P52	GD23774	P6	GD3373	P56
GD12677	P115	GD16598	P104	GD24126	P4	GD34206	P10
GD12679	P114	GD1673	P112	GD2423	P32	GD34209	P91
GD12685	P114	GD16839	P52	GD24352	P4	GD3612	P2
GD12726	P68	GD16840	P52	GD24545	P2	GD3622	P119
GD12726	P72	GD16842	P52	GD2460	P33	GD3623	P119
GD12817	P44	GD16991	P52	GD25147	P26	GD3951	P119
GD12826	P44	GD16992	P52	GD25147	P26	GD4086	P47
GD12827	P44	GD17046	P56	GD2558	P62	GD5752	P62
GD12829	P44	GD17052	P18	GD2558	P73	GD5752	P121
GD13287	P114	GD17061-01	P56	GD2558	P78	GD5753	P62
GD13309	P118	GD17073	P52	GD2558	P122	GD5753	P121
GD13348	P100	GD17074	P52	GD2589	P112	GD5756	P122
GD13361	P2	GD17105-01	P56	GD2597	P84	GD5827	P121
GD13401	P60	GD17106	P56	GD26146	P14	GD5835	P78
GD14170	P44	GD17151-20	P46	GD26419	P22	GD5841	P60
GD14217	P4	GD1755	P24	GD26593	P26	GD5857	P40
GD14258	P46	GD18013	P104	GD26598	P118	GD5857	P62
GD14308	P91	GD18118	P101	GD2697	P82	GD5857	P73
GD14413	P73	GD18118	P104	GD26973	P42	GD5857	P77
GD14413	P79	GD18168	P101	GD2721	P81	GD5857	P100
GD14414	P73	GD18168	P104	GD27235	P87	GD5857	P121
GD14414	P79	GD18176	P108	GD27235	P88	GD5860	P121
GD14426	P73	GD18407	P108	GD27235	P90	GD5875	P54
GD14427	P79	GD18408	P108	GD2734-13	P54	GD5875	P82
GD14431	P73	GD1862	P120	GD28390	P2	GD5900-12	P58
GD14431	P78	GD18704	P22	GD28631	P26	GD5900-25	P74
GD14432	P73	GD19292	P34	GD2947	P32	GD5961	P77
GD14432	P78	GD19292	P44	GD29507	P18	GD6279-05	P49
GD14512	P66	GD19333	P22	GD2962	P78	GD6291	P104
GD14513	P66	GD19343	P73	GD29657	P26	GD6551	P78
GD14513	P70	GD19343	P79	GD2971-10	P28	GD6825-10.5	P122
GD14529	P91	GD19344	P73	GD2971-11	P82	GD6825-11.625	P62
GD14534	P56	GD19344	P79	GD2971-26	P7	GD6825-12.25	P122
GD14626	P52	GD19759	P104	GD29798	P2	GD6825-12.75	P61
GD14660	P46	GD19790	P22	GD29806	P2	GD6825-14.5	P75
GD15386	P82	GD20060	P120	GD30221	P85	GD7127	P78
GD15698	P22	GD20456	P60	GD30388	P90	GD7145	P66
GD15699	P24	GD20458	P60	GD30722	P85	GD7145	P70
GD15789	P46	GD20461	P60	GD30723	P85	GD7145	P98
GD15790	P46	GD21142	P82	GD30725	P7	GD7145	P122
GD15792-09	P52	GD21143	P82	GD30725	P42	GD7148	P29
GD15803	P46	GD21337	P4	GD30725	P112	GD7258	P29
GD15804	P46	GD21540	P84	GD31353MPP	P14	GD7318	P2
GD15849-02	P46	GD2200	P56	GD31466	P10	GD7318	P6
GD15863	P46	GD22685	P139	GD31466	P118	GD7426	P74
GD15867-03	P52	GD22692	P139	GD3180-12	P12	GD7426	P78
GD15867-06	P52	GD22968	P106	GD3180-23	P54	GD7803	P34
GD16188	P49	GD22974	P106	GD3214	P82	GD7803	P44

Part No.	Page	Part No.	Page	Part No.	Page	Part No.	Page
GD7804	P34	GD9724	P42	GR1116	P130	GR1777	P46
GD7804	P44	GD9724	P44	GR1118	P130	GR1795	P130
GD7817-01	P38	GD9762	P58	GR1120	P130	GR1797	P130
GD7817-04	P38	GR0150	P84	GR1122	P122	GR1799	P130
GD7822	P78	GR0151	P84	GR1123	P130	GR1801	P130
GD7823	P38	GR0196	P29	GR1124	P130	GR1802	P130
GD7878	P24	GR0196	P2	GR1134	P130	GR1804	P130
GD7889	P36	GR0270	P60	GR1208	P98	GR1805	P130
GD7889	P38	GR0434	P60	GR1208	P98	GR1806	P130
GD7890	P36	GR0515	P54	GR1303	P66	GR1808	P130
GD7890	P38	GR0516	P54	GR1303	P70	GR1836	P108
GD7944	P60	GR0586	P100	GR1304	P66	GR1838	P108
GD7948	P56	GR0594	P100	GR1304	P70	GR1839	P108
GD7972	P56	GR0594	P104	GR1305	P66	GR1848	P22
GD7976	P54	GR0664	P22	GR1305	P70	GR1897	P22
GD8218	P82	GR0880	P126	GR1306	P66	GR1916	P108
GD8237	P24	GR0881	P126	GR1306	P70	GR1919	P120
GD8249	P4	GR0882	P126	GR1389	P130	GR1941	P120
GD8260	P54	GR0883	P126	GR1414	P100	GR1956	P98
GD8266	P36	GR0911	P122	GR1414	P104	GR1956	P98
GD8307	P38	GR0912	P62	GR1415	P100	GR1957	P98
GD8460	P14	GR0912	P62	GR1415	P104	GR1958	P98
GD8751	P100	GR0912	P74	GR1446	P68	GR2003	P130
GD8751	P104	GR0912	P74	GR1447	P68	GR2041	P49
GD8770	P100	GR0912	P74	GR1448	P72	GR2185	P130
GD8770	P104	GR0912	P75	GR1449	P72	GR2190	P48
GD8771	P100	GR0912	P78	GR1465	P91	GR2225	P88
GD8771	P104	GR0912	P122	GR1466	P49	GR2225	P90
GD8778	P24	GR0912	P122	GR1466	P49	GR2228	P87
GD9120	P14	GR1015	P126	GR1467	P48		
GD9229	P61	GR1015	P120	GR1467	P48		
GD9254	P34	GR1016	P126	GR1467	P49		
GD9254	P44	GR1016	P120	GR1467	P49		
GD9290	P12	GR1017	P126	GR1521	P91		
GD9305	P12	GR1017	P120	GR1526	P92		
GD9529	P68	GR1018	P126	GR1533	P127		
GD9529	P72	GR1018	P120	GR1535	P127		
GD9530	P68	GR1019	P120	GR1540	P127		
GD9530	P72	GR1019	P126	GR1541	P127		
GD9562	P12	GR1037	P58	GR1542	P127		
GD9589	P58	GR1037	P91	GR1543	P127		
GD9591	P58	GR1037	P96	GR1543	P130		
GD9667	P66	GR1037	P96	GR1544	P127		
GD9671	P66	GR1045	P48	GR1545	P127		
GD9671	P70	GR1045	P49	GR1569	P22		
GD9672	P66	GR1045	P49	GR1574	P127		
GD9672	P70	GR1045	P49	GR1708	P120		
GD9688	P56	GR1045	P58	GR1709	P120		
GD9699	P58	GR1045	P58	GR1734	P48		
GD9715	P40	GR1045	P96	GR1736	P46		
GD9720	P40	GR1104	P130	GR1762	P101		
GD9724	P40	GR1112	P130	GR1763	P101		