

**MODEL 3115
RIGID MOUNTED PLANTER**

PARTS MANUAL

M0299-02

Rev. 6/21

This manual applies to: Model: 3115 Rigid Mounted Planters
 2021 Production and on

Record serial number of your planter and date purchased:

Serial Number _____

Date Purchased _____

Information in this manual was current at time of printing. However, due to Kinze's ongoing product improvement, production changes may cause your machine to appear slightly different in detail. Kinze Manufacturing, Inc. reserves the right to change specifications or design without notice and without incurring obligation to install the same on machines previously manufactured.

Right hand (R.H.) and left hand (L.H.), as used throughout this manual, are determined by facing in the direction the machine will travel when in use, unless otherwise stated.

This page left blank intentionally.

ROW UNIT

Pull Row Unit Assembly P1
 Shank Assembly, Seed Tube, and Depth Adjustment P3
 Parallel Arms, Mounting Support Plate, and Quick Adjustable Down Force Springs P5
 15" Seed Opener Disc Blade/Bearing Assembly and Scrapers P7
 Gauge Wheels P9
 "V" Closing Wheels P11
 Hopper Support and Meter Drive P13
 Row Unit Idler P15
 Seed Hopper and Lid P16
 Finger Pickup Seed Meter P17
 Brush-Type Seed Meter 2.0 P19
 Vacuum Seed Meter P21
 Granular Chemical P23
 Granular Chemical Hopper and Hopper Panel Extension P25
 Granular Chemical Meter and Meter Drive P26
 Row Unit Mounted No Till Coulter P27
 Coulter Mounted Residue Wheels P29

VACUUM SYSTEM

Digital Vacuum Gauge, Analog Vacuum Gauge, and Vacuum Fan Assembly P33
 Vacuum Fan Hydraulic Components P35
 Vacuum Fan Hydraulic Motor Assembly P37
 Optional Flow Control Needle Valve Kit P37
 Vacuum Fan Motor Valve Block Assembly (Located Below Vacuum Fan Assembly) P38
 Manifolds and Distribution Hoses P39

BASE MACHINE

Toolbar Assembly P41
 Ground Drive Wheel Assembly P43
 Contact Drive Wheel Assembly P45
 Seed Rate Transmission and Module Drive Assembly P47
 Module Drive P49
 Front Mounted Drive Wheel P51
 Point Row Clutch P53
 Point Row Clutch Electrical Components P55
 Row Marker Assembly, Conventional 6 Row 30" P57
 Row Marker Assembly, Two-Fold Low Profile 6 Row 36"/38"/40", 8 Row 30", and 8 Row 36"/38"/40" P59
 Row Marker Spindle/Hub/Blade P61

HYDRAULICS

Row Marker Cylinder, 6 Row 30" P63
 Row Marker Cylinder, 6 Row 36"/38"/40" and 8 Row 36"/38"/40" P64
 Row Marker Sequencing/Flow Control Valve P65
 Row Marker Hydraulic System P67

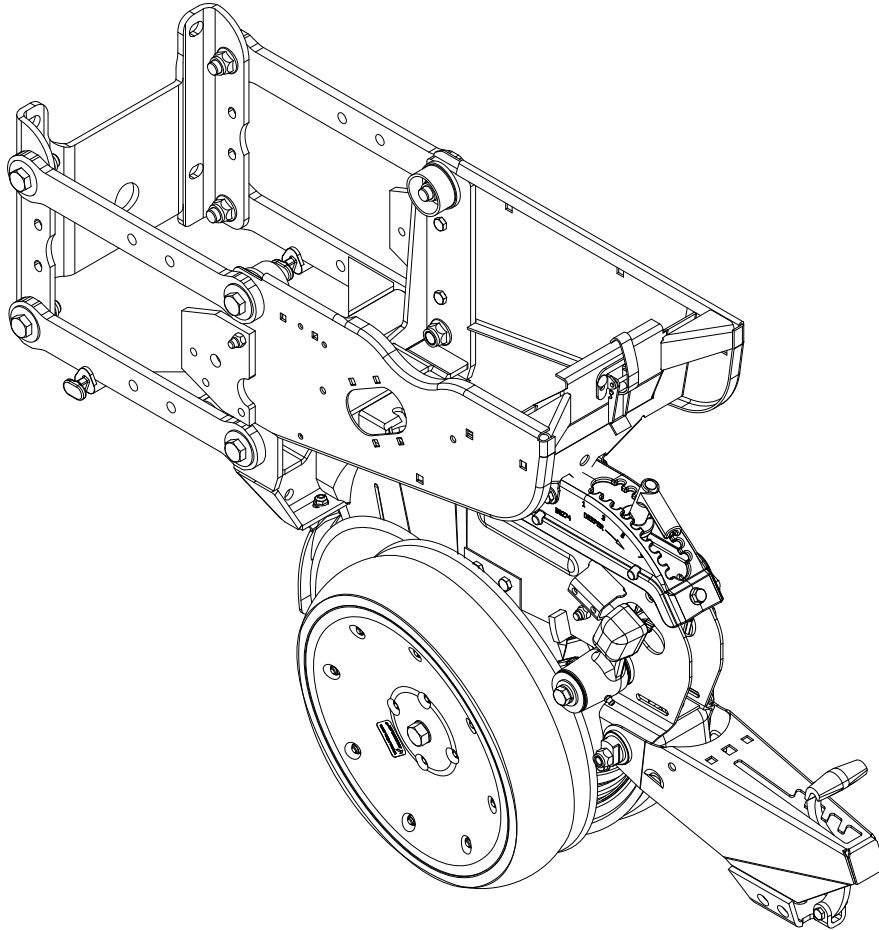
ELECTRONICS

Electrical Components P69
 KPM III Electronic Seed Monitor P70

DECALS, PAINT, AND MISCELLANEOUS P73

NUMERICAL INDEX P82

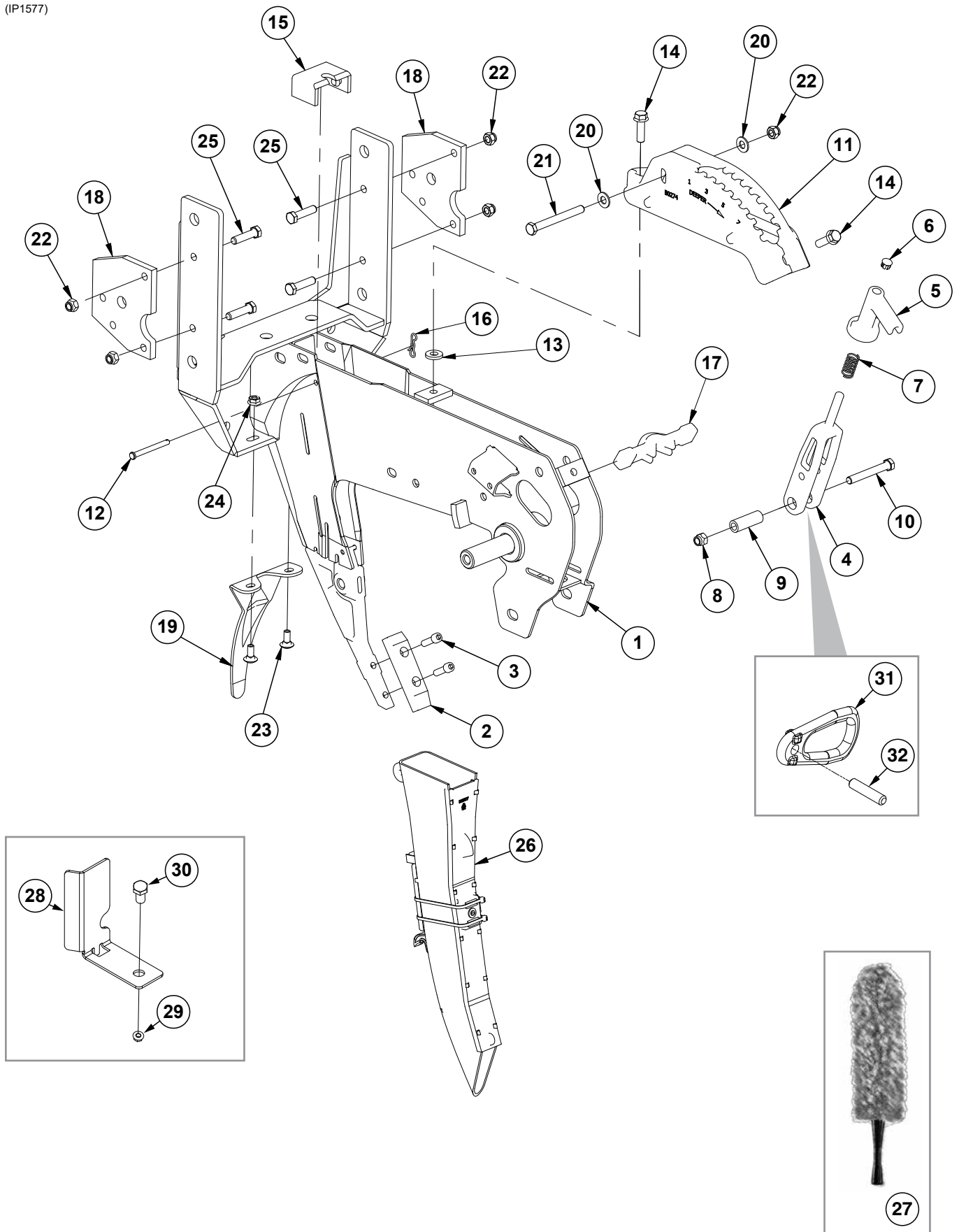
NOTE: Row unit assembly does not include the following: seed meter assembly, seed tube assembly, row unit hopper assembly, closing wheels, or seed meter clutch.



ITEM	PART NO.	QTY. (Per Row)	DESCRIPTION
1	G10502X	1	Pull Row Unit Assembly

This page left blank intentionally.

(IP1577)



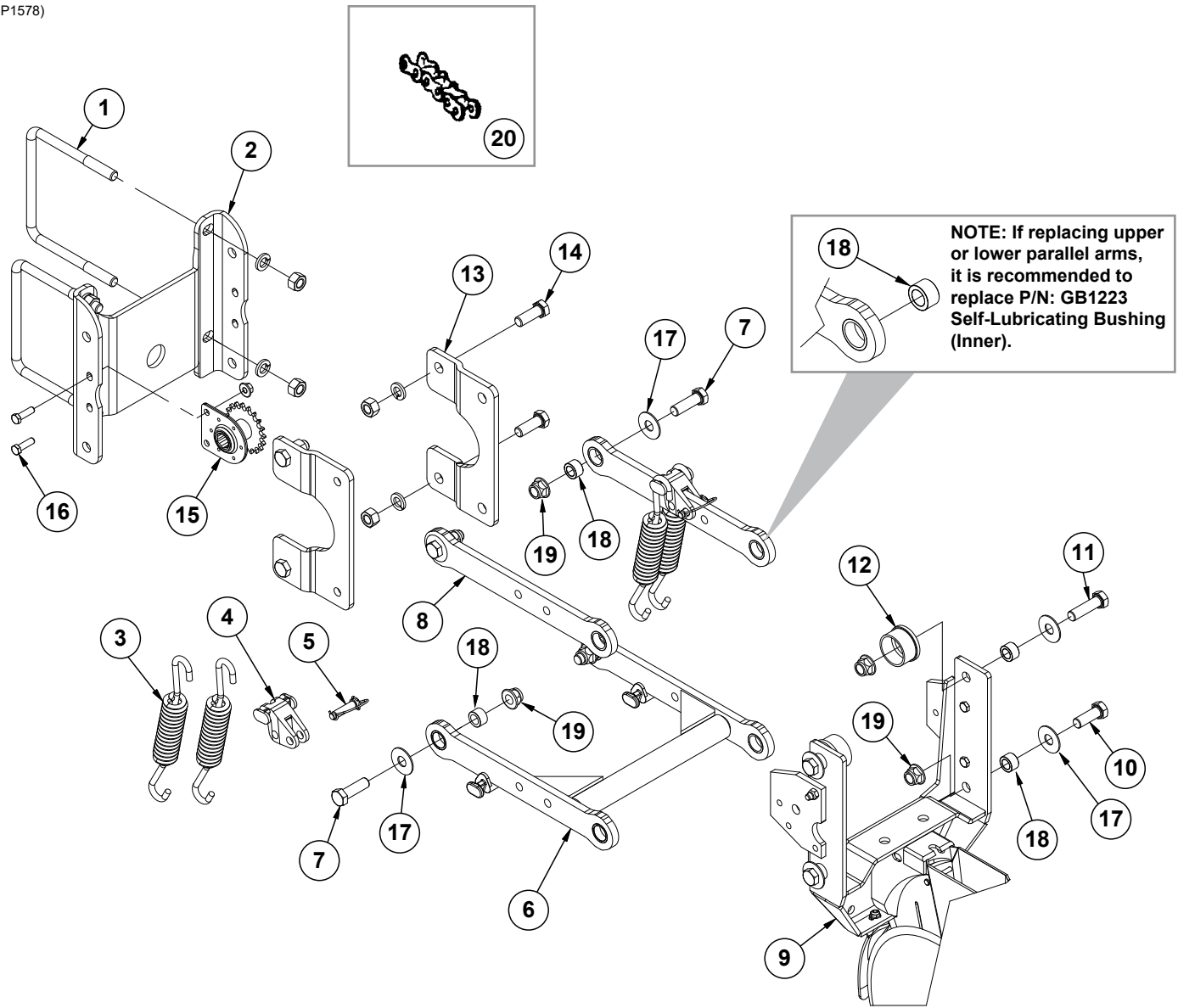
Shank Assembly, Seed Tube, and Depth Adjustment

Model 3115

M0299-02

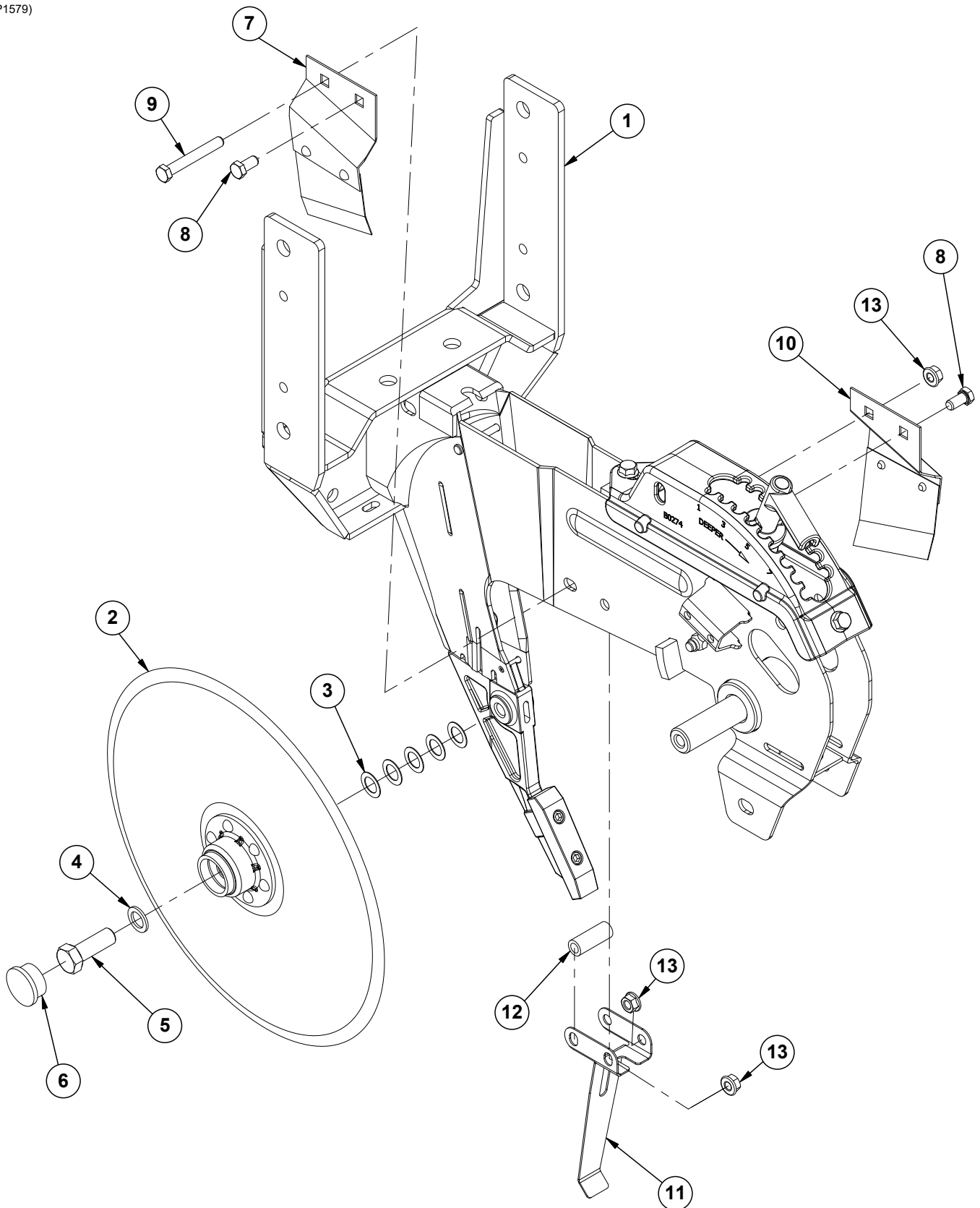
ITEM	PART NO.	QTY. (Per Row)	DESCRIPTION
1	GA10157 GD11001 G10438	1 - -	Shank W/Gauge Wheel Pivot Spindle and Set Screw Spindle Hex Head Cap Screw, 1/2"-13 x 3/4"
2	G10038601	1	Scraper
3	G10912	2	Hex Socket Head Cap Screw, 5/16"-18 x 1", Grade 8
4	GB0267	1	Lever, Depth Adjustment
5	GB0266	1	Handle, Depth Adjustment
6	GD3612	1	Cap Plug
7	GD10993	1	Spring
8	G11591	1	Hex Lock Nut, 3/8"-24, Grade C
9	GD11259	1	Sleeve, 3/8" I.D. x 5/8" O.D. x 1 ²⁵ / ₃₂ " Long
10	G11592	1	Hex Head Cap Screw, 3/8"-24 x 2 ³ / ₄ ", Grade 8
11	GB0274	1	Cover, Depth Adjustment
12	G10551	1	Clevis Pin, 1/4" x 2 1/2"
13	G10207	1	Washer, 7/8" O.D. x 1 ³ / ₃₂ " I.D. x .134" (If Applicable)
14	G11015	2	Hex Washer Head Cap Screw, 3/8"-16 x 1 1/4"
15	GD16245	1	Sun Shade (Rubber)
16	G10122301	1	Bow Tie Cotter Pin
17	GB0265	1	Pivot Link, Depth Adjustment
18	GD24545	2	Row Unit Stop
19	GD28390	1	Shield
20	G11387	2	Flat Washer, 3/8" SAE
21	G10061	1	Hex Head Cap Screw, 3/8"-16 x 3 1/2"
22	G10108	5	Lock Nut, 3/8"-16
23	G10312	2	Carriage Bolt, 5/16"-18 x 3/4"
24	G10620	2	Serrated Flange Nut, 5/16"-18
25	G10003	4	Hex Head Cap Screw, 3/8"-16 x 1 1/2"
26	GA21515	1	Seed Tube Assembly
27	G10475701	1	Seed Tube Brush, Microfiber
28	GD29798	1	Chain Guard
29	G10071	1	Serrated Flange Nut, 1/2"-13
30	G10014	1	Hex Head Cap Screw, 1/2"-13 x 1"
31	GB0285	1	Collar, Depth Adjustment
32	G10402701	1	Pin, 3/8" x 1 2/3"

(IP1578)



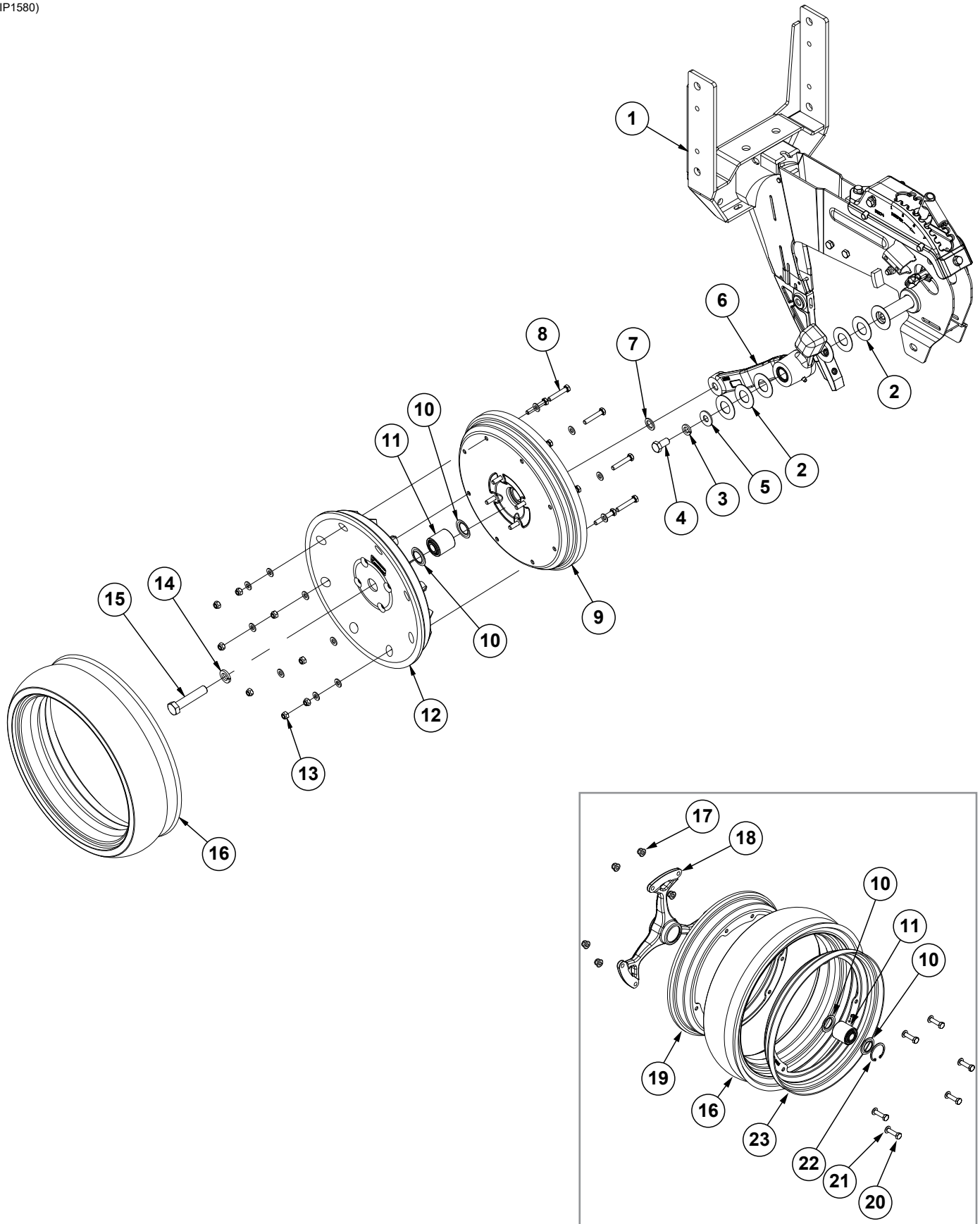
ITEM	PART NO.	QTY. (Per Row)	DESCRIPTION
1	GD1113	2	U-Bolt, 5" x 7" x 5/8"-11
	G10230	4	Lock Washer, 5/8"
	G10104	4	Hex Nut, 5/8"-11
2	GD10036	1	Mounting Support Plate
3	GD21337	4	Heavy Duty Down Pressure Spring
4	GB0186	2	Spring Anchor
5	GD14217	2	Tab Lock Pin, 7/16" x 1 1/2"
6	G10011201	1	Lower Parallel Arm Assembly
	GB1224		Self-Lubricating Bushing, 1 1/4" O.D. x 1" I.D. x 1/2" (Included in G10011201)
7	G10732	4	Hex Head Cap Screw, 5/8"-18 x 2"
8	G10011101	2	Upper Parallel Arm Assembly
	GB1224	2	Self-Lubricating Bushing, 1 1/4" O.D. x 1" I.D. x 1/2" (Included in G10011101)
9	---	1	See "Shank Assembly, Seed Tube, and Depth Adjustment" on page P3
10	G10751	2	Hex Head Cap Screw, 5/8"-18 x 1 3/4"
11	G10752	2	Hex Head Cap Screw, 5/8"-18 x 2 1/4"
12	GB0314	2	Hopper Mount
13	GB0366	2	Extension Bracket
14	G10005	4	Hex Head Cap Screw, 5/8"-11 x 1 3/4"
	G10230	4	Lock Washer, 5/8"
	G10104	4	Hex Nut, 5/8"-11
15	GA1720	1	Bearing/Sprocket, 7/8" Hex Bore
16	G10004	2	Hex Head Cap Screw, 3/8"-16 x 1 1/4"
	G11091	2	Serrated Flange Nut, 3/8"-16
17	G11976	8	Flat Washer, 5/8" x 1 1/4"
18	GB1223	8	Self-Lubricating Bushing
19	G11514	8	Lock Nut, 5/8"-18
20	G3303-98	1	Chain, No. 41, 98 Pitch Including Connector Link (Mechanical)
	G3303-108	1	Chain, No. 41, 108 Pitch Including Connector Link (Vacuum)
	G3303-16	1	Chain, No. 41, 16 Pitch Including Connector Link (Used W/Row Unit Extension Brackets)
	GR0196	-	Connector Link, No. 41
A	G6325X	-	U-Bolt Package For 5" x 7" Toolbar, Includes: (2) GD1113, (4) G10230, (4) G10104
B	G1K758	-	Pull Row Unit Parallel Arm Kit, Includes: (2) G10011101, (1) G10011201, (8) GB1223, (8) G11976, (4) G10732, (2) G10751, (2) G10752, (8) G11514, (1) IS1066

(IP1579)



ITEM	PART NO.	QTY. (Per Row)	DESCRIPTION
1	---	1	See "Shank Assembly, Seed Tube, and Depth Adjustment" on page P3
2	G10018801	2	Disc and Bearing Assembly
	GA26920	1	Bearing (Included W/G10018801)
	GD11306	1	Disc Blade, 3.5 mm x 15" (Included W/G10018801)
	GD36860	1	Bearing Housing (Included W/G10018801)
	GD36990	6	Rivet, 1/4" x 9/16" (Included W/G10018801)
3	GD30725	10	Machine Bushing, 5/8" (.030" Thick) (5 Per)
4	G10204	2	Special Machine Bushing, 5/8" x 1" O.D.
5	GD36856	1	Opener Blade Bolt, 5/8"-11 x 1 3/4", Grade 5
	G10005	1	Hex Head Cap Screw, 5/8"-11 x 1 3/4"
6	G10090401	2	Plastic Ribbed Hub Cap (1 Per)
7	GA2012L	1	Disc Scraper, L.H.
8	G10002	2	Hex Head Cap Screw, 3/8"-16 x 3/4"
9	G10325	1	Hex Head Cap Screw, 3/8"-16 x 2 3/4"
10	GA2012R	1	Disc Scraper, R.H.
11	GD35444	1	Seed Tube Bracket
12	GD2971-31	1	Sleeve, 3/8" I.D x 5/8" O.D. x 1.78" Long
13	G10622	3	Serrated Flange Nut, 3/8"-16

(IP1580)



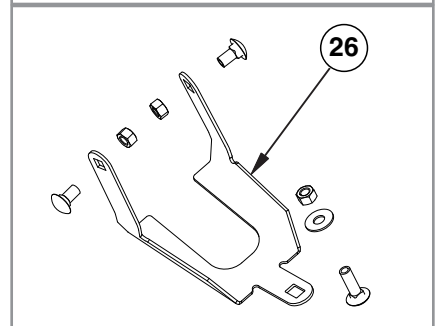
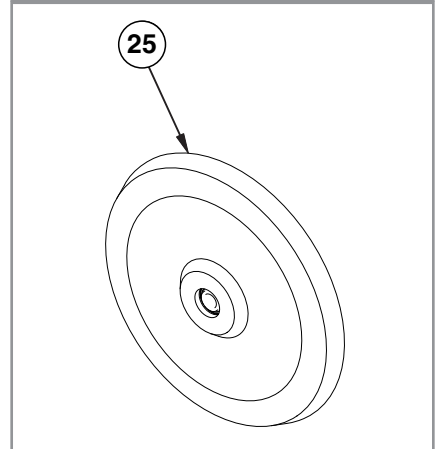
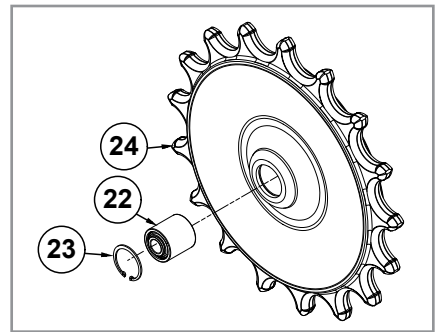
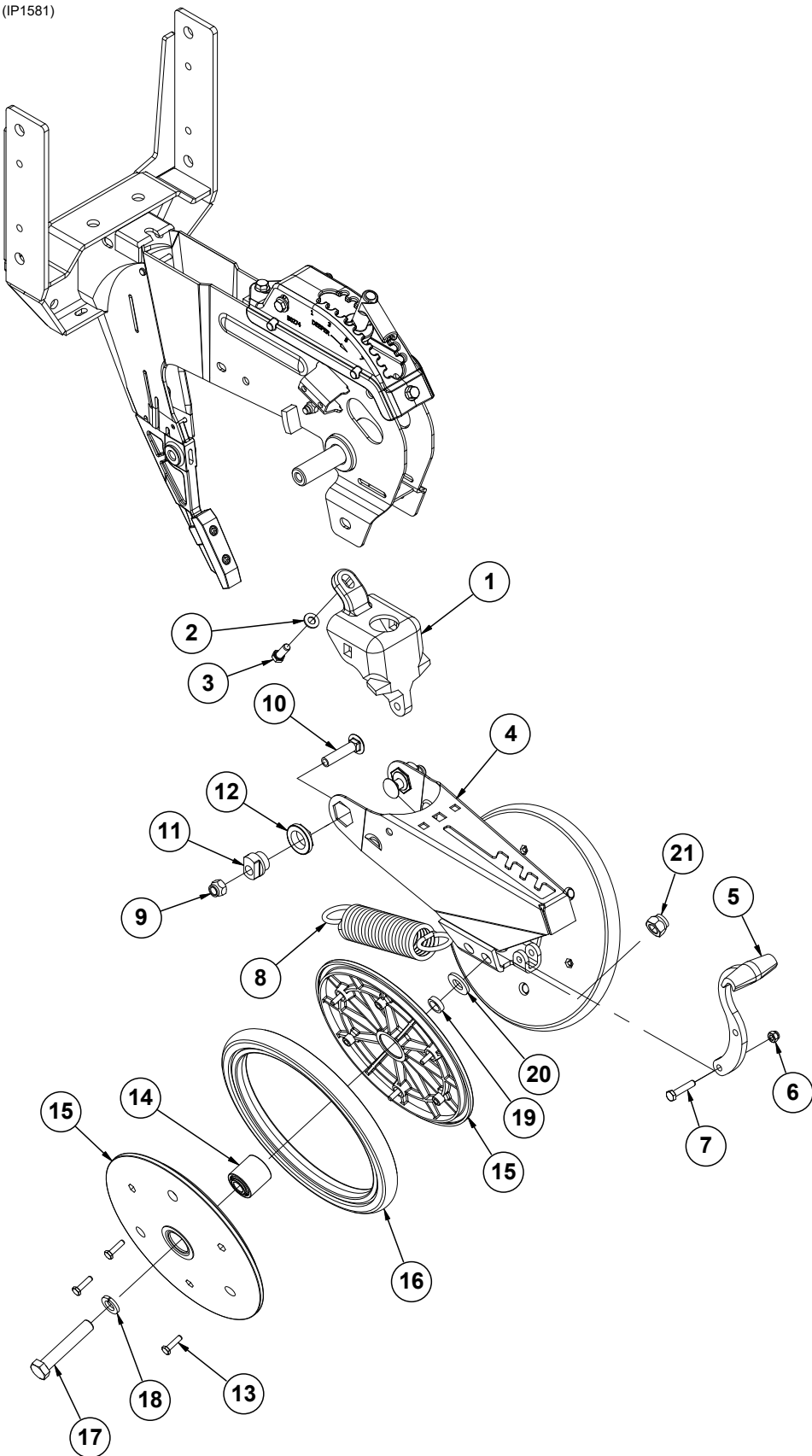
Gauge Wheels

Model 3115

M0299-02

ITEM	PART NO.	QTY. (Per Row)	DESCRIPTION
1	---	-	See "Shank Assembly, Seed Tube, and Depth Adjustment" on page P3
2	G10940	7	Machine Bushing, 1" (.048" Thick)
3	G10228	2	Lock Washer, 1/2"
4	G10014	2	Hex Head Cap Screw, 1/2"-13 x 1"
5	G10216	2	Washer, 1/2" USS
6	GA21677	1	Wheel Arm W/Grease Fitting, Bushings, and Seals, L.H. (Shown)
	GA21676	-	Wheel Arm W/Grease Fitting, Bushings, and Seals, R.H.
	GD10991	2	Seal (Per Arm) (Included W/GA21677 and GA21676)
	GB0276	2	Bushing, 1" I.D. x 1 1/4" O.D. x 1" Long (Per Arm) (Included W/GA21677 and GA21676)
7	G10397801	1	Special Machine Bushing, 5/8" x 1" O.D.
8	G10031	8	Carriage Bolt, 5/16"-18 x 1 3/4"
	G11386	8	Flat Washer, 5/16" SAE
9	G10028701	1	Half Gauge Wheel
	G10019	4	Hex Head Cap Screw, 5/16"-18 x 1"
	G11386	4	Flat Washer, 5/16" SAE
10	GD36713	2	Gauge Wheel Dust Shield
11	GA6171	1	Bearing
12	GD36709	1	Half Gauge Wheel
13	G10109	12	Lock Nut, 5/16"-18
	G11386	12	Flat Washer, 5/16" SAE
14	G10230	1	Lock Washer, 5/8"
15	G10010	1	Hex Head Cap Screw, 5/8"-11 x 3"
16	G10028601	1	Tire, 4 1/2" x 16
17	G10335001	6	Flange Wheel
18	G10334701	1	Flange Hub
19	G10334901	1	Flange Wheel
20	G10335101	6	Screw, M8 x 30/8.8
21	G11386	6	Flat Washer, 5/16" SAE
22	G10335201	1	Elastic Ring
23	G10334801	1	Flange Wheel
A	G10028801	-	Standard Gauge Wheel Complete (Items 8-13 and 16)
B	G1K296	-	Gauge Wheel Arm Bushing and Seal Driver Kit, Includes: (1) Seal Driver, (1) Bushing Driver, (1) Instruction
C	G10322501	-	Spoked Gauge Wheel Complete (Items 10-11 and 16-23)

(IP1581)



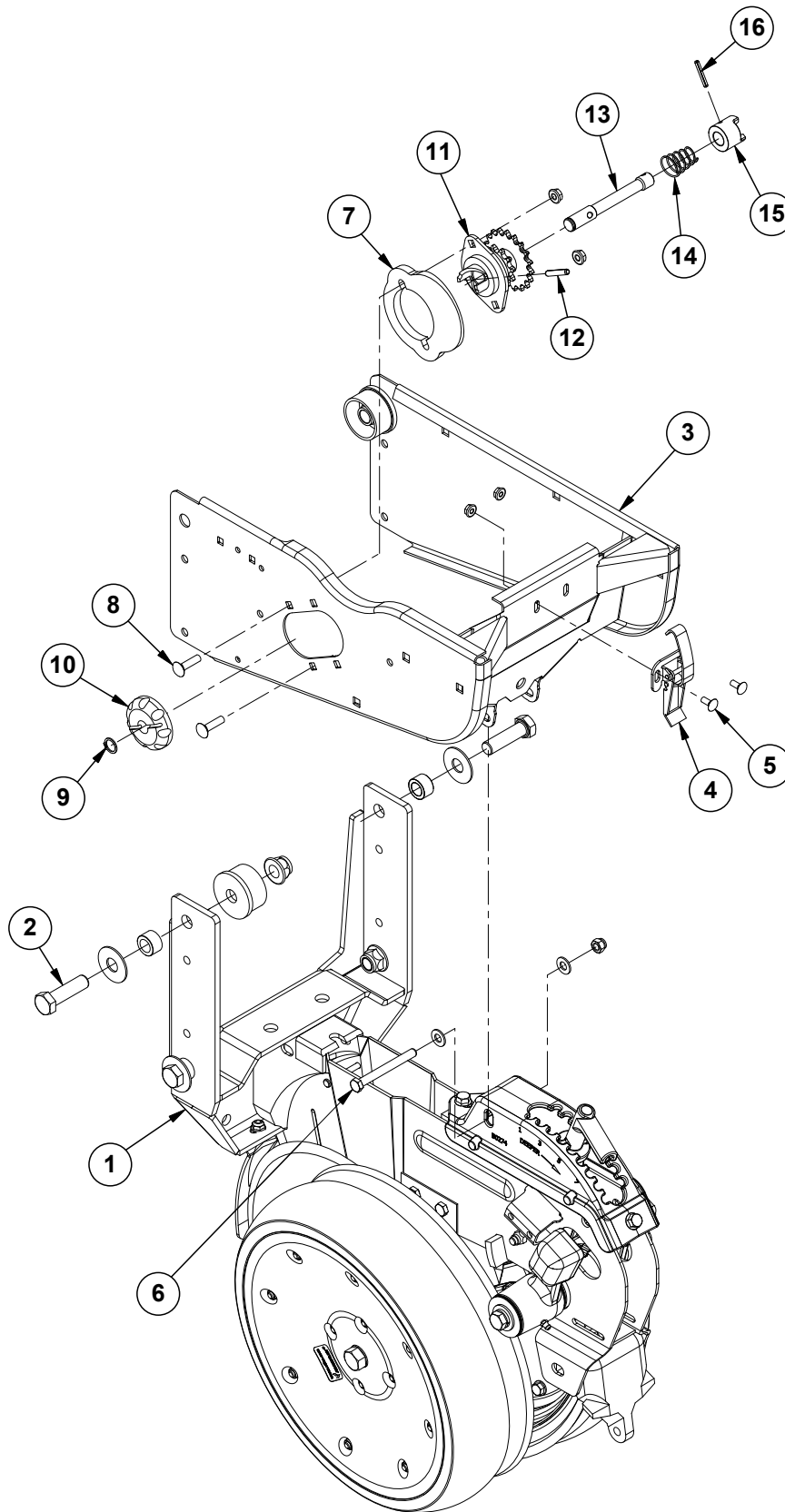
"V" Closing Wheels

Model 3115

M0299-02

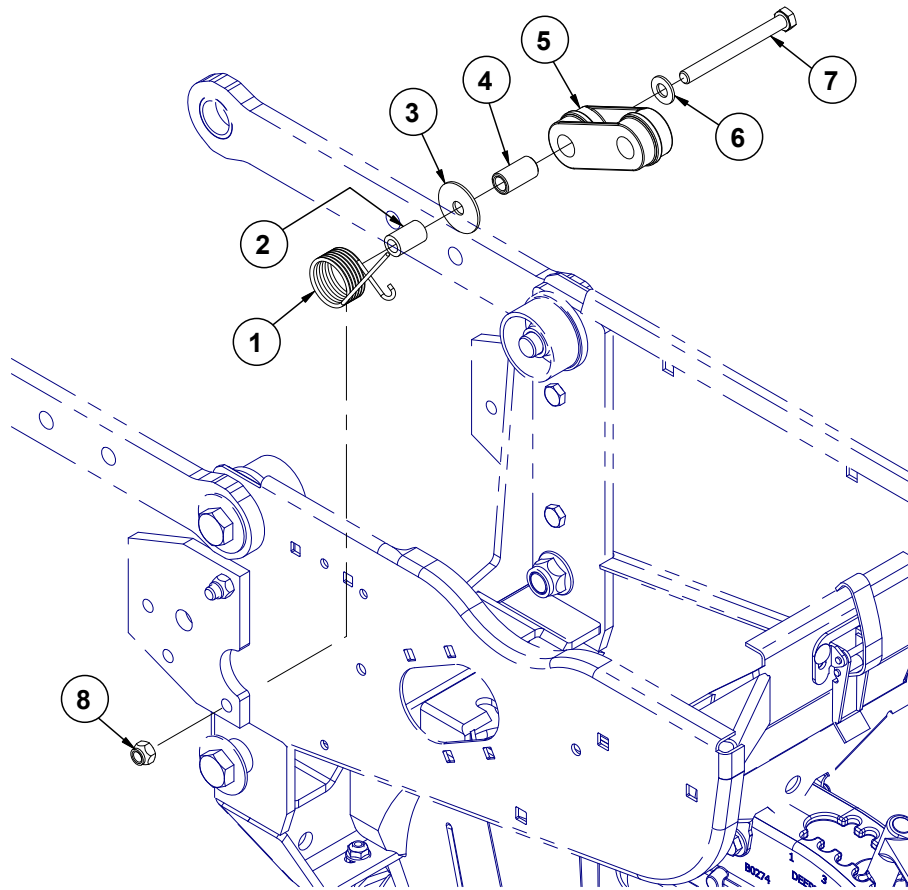
ITEM	PART NO.	QTY. (Per Row)	DESCRIPTION
1	GB0268	1	Wheel Arm Mount
2	G11387	1	Flat Washer, 3/8" SAE
3	G10001	1	Hex Head Cap Screw, 3/8"-16 x 1"
4	GA15197	1	Closing Wheel Arm
5	GB0254	1	Lever
6	G10109	1	Lock Nut, 5/16"-18, Grade 8
7	G10133	1	Hex Head Cap Screw, 5/16"-18 x 1 1/2"
8	GD8460	1	Spring
9	G10111	2	Lock Nut, 1/2"-13
10	G11419	2	Carriage Bolt, 1/2"-13 x 2 1/4"
11	GB0239	2	Eccentric Bushing
12	GB0282	2	Stepped Bushing
13	G10064	6	Hex Head Cap Screw, 1/4"-20 x 1"
14	GA6171	1	Bearing
15	GD9120	2	Nylon Half Wheel
16	GD1085	1	Rubber Tire, 1" x 12"
17	G10013	2	Hex Head Cap Screw, 5/8"-11 x 3 1/2"
18	G10230	2	Lock Washer, 5/8"
19	GD1109	2	Bushing, 4 1/64" I.D. x 7/8" O.D. x 1/4" Long
20	G11391	2	Flat Washer, 5/8" SAE
21	G10107	2	Lock Nut, 5/8"-11
22	GA6171	1	Bearing
23	G11862	1	Internal Retaining Ring
24	GA26958	1	Spiked Closing Wheel (Includes Items 22-23)
25	GA6597	1	Cast Iron Closing Wheel W/Bearing
	GA6171	1	Bearing
26	G1K345	-	Closing Wheel Shield Kit W/Hardware and Instruction
	GD26146	1	Closing Wheel Shield (Included W/G1K345)
	G10599	1	Carriage Bolt, 3/8"-16 x 1 1/4" (Included W/G1K345)
	G10308	2	Carriage Bolt, 3/8"-16 x 3/4" (Included W/G1K345)
	G10101	3	Hex Nut, 3/8"-16 (Included W/G1K345)
	G10229	3	Lock Washer, 3/8" (Included W/G1K345)
	G11387	1	Hardened Washer, 3/8" SAE (Included W/G1K345)
A	GA6434	-	Rubber Closing Wheel Complete W/Bearing (Items 13-16)

(IP1582)



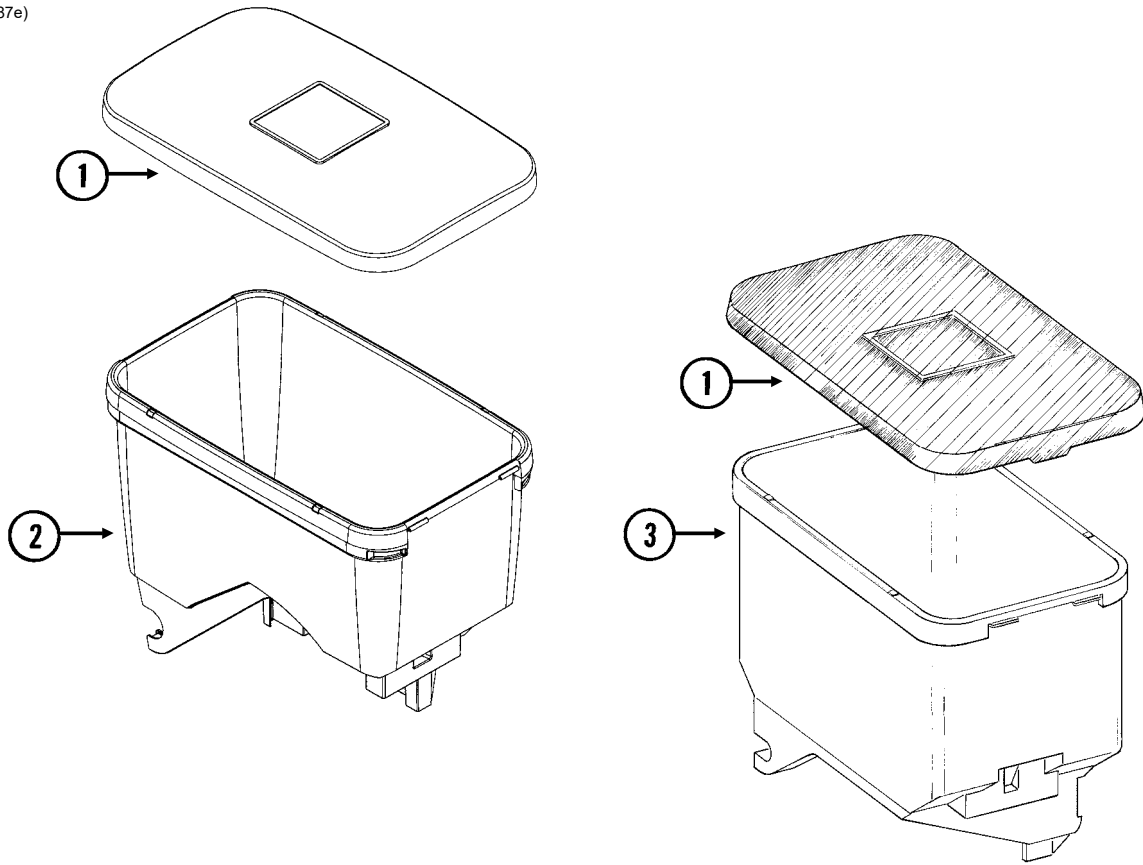
ITEM	PART NO.	QTY. (Per Row)	DESCRIPTION
1	---	1	See "Shank Assembly, Seed Tube, and Depth Adjustment" on page P3
2	G10752	2	Hex Head Cap Screw, 5/8"-18 x 2 1/4"
3	G10329801	1	Hopper Support
4	GA2007	1	Hopper Hold Down Latch
5	G10309	2	Carriage Bolt, 1/4"-20 x 5/8", Grade 2
	G10621	2	Serrated Flange Nut, 1/4"-20
6	G10061	1	Hex Head Cap Screw, 3/8"-16 x 3 1/2"
	G11387	2	Flat Washer, 3/8" SAE
	G10108	1	Lock Nut, 3/8"-16
7	GB0331	1	Clutch Adapter Plate
8	G10338	2	Carriage Bolt, 5/16"-18 x 1 1/4"
	G10620	2	Serrated Flange Nut, 5/16"-18
9	G10567	1	External Retaining Ring, 5/8"
10	GD11239	1	Knob
11	GA10137	1	Double Sprocket and Bearing, Drive Clutch, 11/19 Tooth (Mechanical)
	GA12143	-	Double Sprocket and Bearing, Drive Clutch, 11/28 Tooth (Vacuum)
12	G10602	1	Spring Pin, 1/4" x 1 1/2"
13	GD29507	1	Clutch Shaft
14	GD11413	1	Spring
15	GB0278	1	Coupler
16	G10546	1	Spring Pin, 3/16" x 1 1/4"
A	GA10151	-	Seed Meter Clutch Assembly, 11/19 Tooth (Items 9-16) (Mechanical)
B	GA20640	-	Seed Meter Clutch Assembly, 11/28 Tooth (Items 9-16) (Vacuum)

(IP1583)



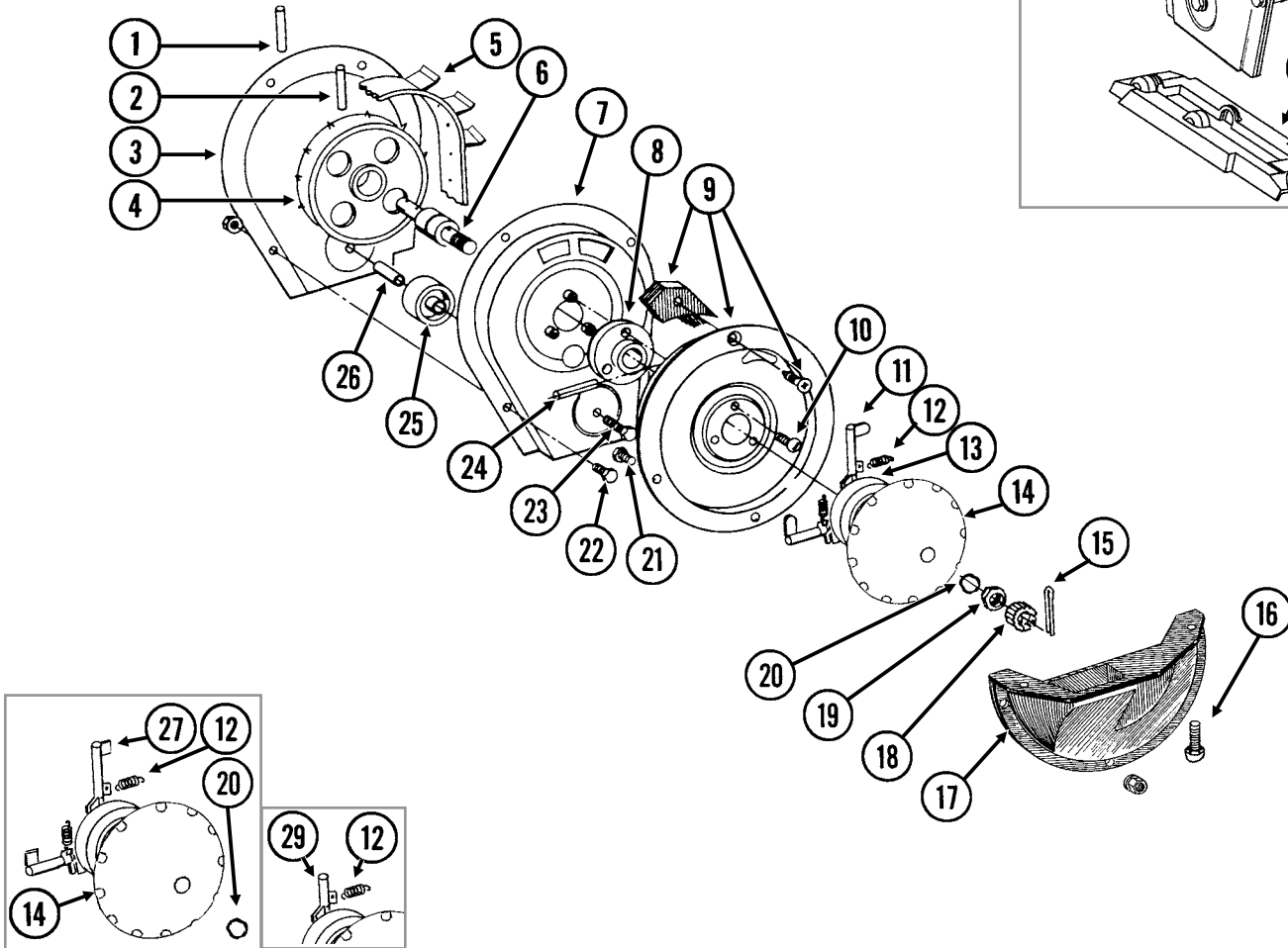
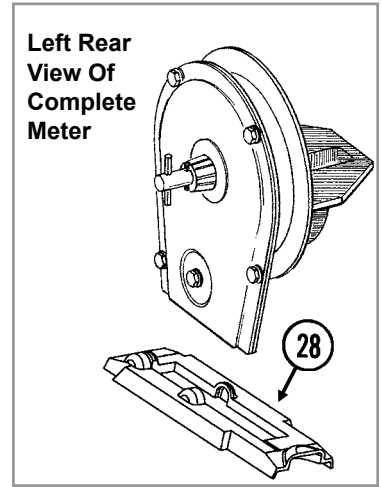
ITEM	PART NO.	QTY. (Per Row)	DESCRIPTION
1	GD1065	1	Idler Spring
2	GD7318	1	Sleeve, 1" Long
3	G10201	1	Special Washer, 3/8" x 1 1/2" O.D.
4	GD1026	1	Sleeve, 1 3/16" Long
5	GD11962	1	Idler
6	G11387	1	Flat Washer, 3/8" SAE
7	G10326	1	Hex Head Cap Screw, 3/8"-16 x 3 3/4"
8	G10108	1	Lock Nut, 3/8"-16

(METR12/RU87e)

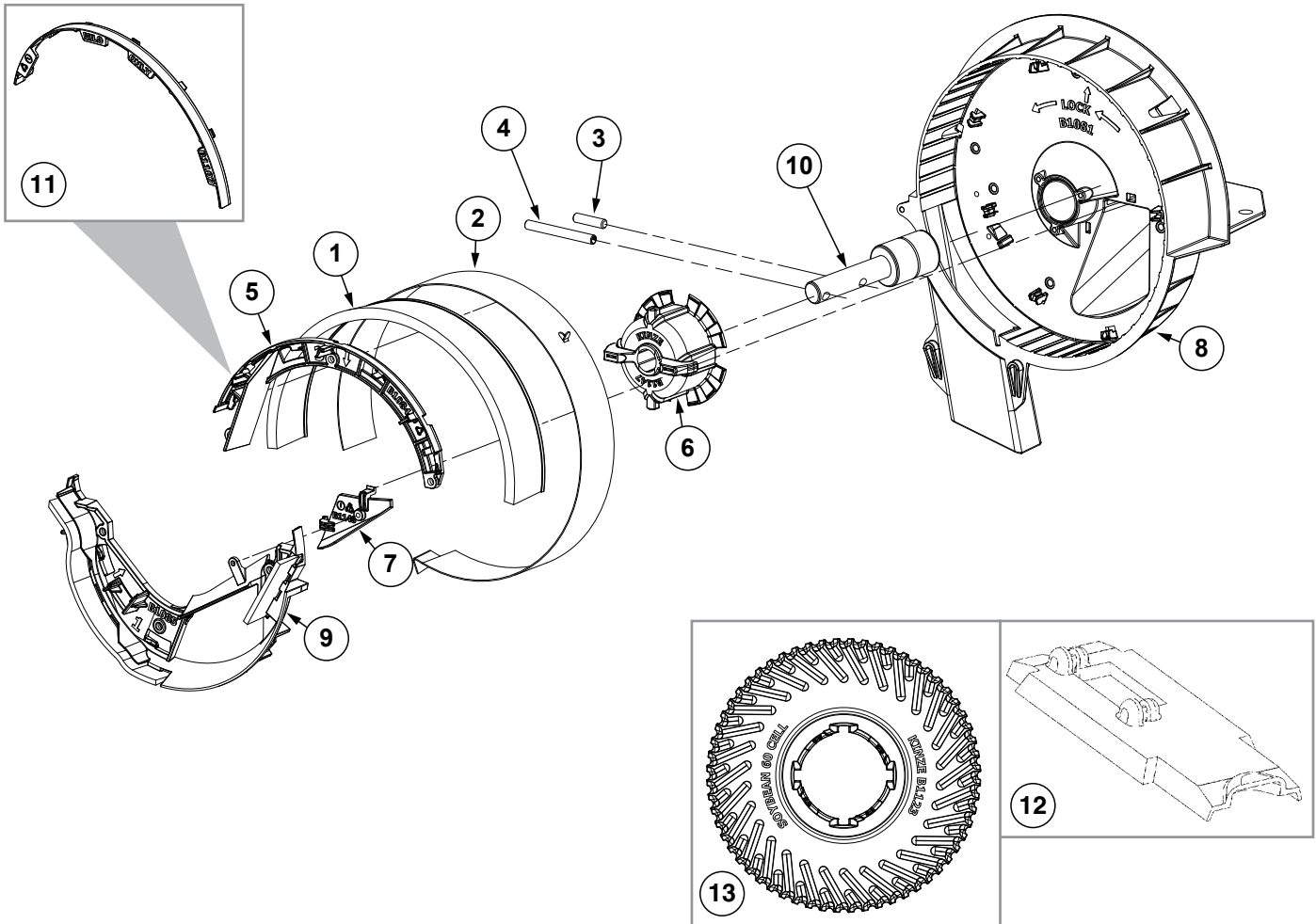


ITEM	PART NO.	QTY.	DESCRIPTION
1	GD11279	1	Lid
2	GA24873	1	Seed Hopper (Vacuum)
	GD12561	-	Threaded Insert, 5/16"-18
3	GA9714	1	Seed Hopper, Reinforced (Mechanical)
	GD12561	-	Threaded Insert, 5/16"-18

RUA015/RUA056/RUA057(RU13k/RU13d)

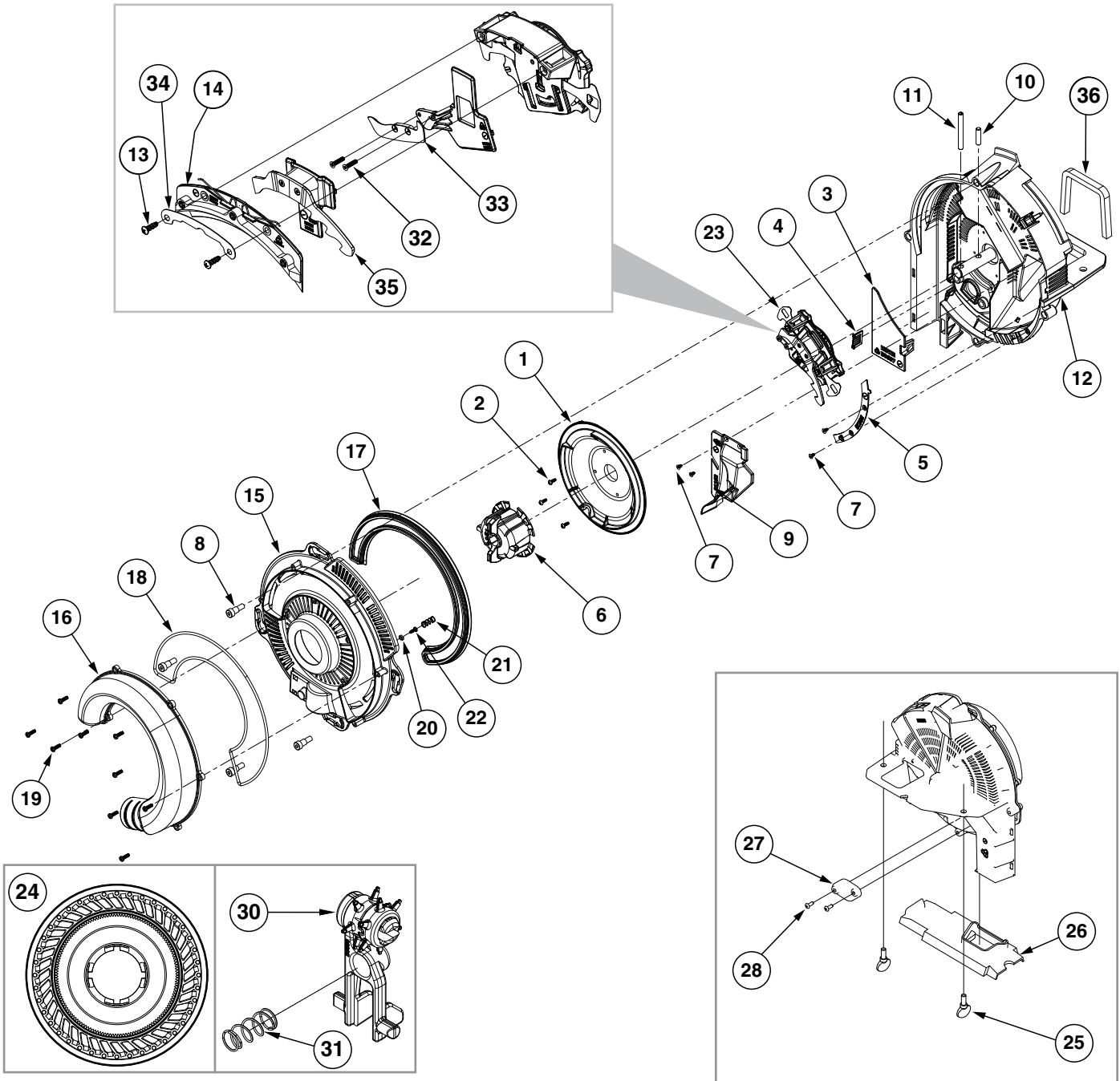


ITEM	PART NO.	QTY. (Per Row)	DESCRIPTION
1	G10602	1	Spring Pin, 1/4" x 1 1/2"
2	G10604	1	Spring Pin, 3/16" x 1 1/2"
3	GD26419	1	Housing Cover
4	GD1041	1	Belt Drive Sprocket
5	GD11286	1	Seed Belt
6	GA2019	1	Bearing
7	GA18201	1	Conveyor Housing
8	GB0110	1	Bearing Housing
9	GR1569	-	Carrier Plate W/Brush and Screw (Corn)
	GR0664	-	Carrier Plate W/Brush and Screw (Sunflower)
	GA2020	-	Brush
	G10690	-	Rolling Thread Screw, No. 10 x 3/4"
10	G10401	3	Slotted Hex Washer Head Screw, No. 10-32 x 5/8"
11	GD18704	12	Finger, Corn
12	GD19790	12	Spring
13	GB0410	1	Cam
14	GD11528	1	Finger Holder
15	G10470	1	Cotter Pin, 5/32" x 1"
16	G11009	2	Locking Thumbscrew, 5/16"-18 x 3/4"
17	GD36922	1	Seed Baffle
18	GD1083	1	Cover Nut
19	G10500	1	Jam Nut, 5/8"-18 UNF
20	GA8343	1	Wave Washer, 5/8" (Triple Wave)
21	G10020	3	Hex Head Cap Screw, 1/4"-20 x 5/8"
	G10323	3	Hex Flange Nut, 1/4"-20, No Serrations
22	G10022	4	Hex Head Cap Screw, 1/4"-20 x 1/2"
	G10621	4	Serrated Flange Nut, 1/4"-20
23	G10021	1	Hex Head Cap Screw, 1/4"-20 x 1 1/2"
	G10621	1	Serrated Flange Nut, 1/4"-20
24	G10603	1	Spring Pin, 1/4" x 1 1/4"
25	GD1042	1	Idler
26	GB0120	1	Bushing, 1 7/64" I.D. x 1 1/32" Long
27	GD19333	12	Finger, Oil Sunflower
28	GD15698	1	Shank Cover, Finger Pickup Seed Meter
29	GD11787	-	Half Rate Blank Finger
A	GR1848	-	Finger Assembly, Corn (Items 11-14 and 20)
B	GR2154	-	Finger Assembly, Oil Sunflower (Items 12, 14, 20, 27, and 30)
C	700-01078	-	Corn Meter Assembly (Items 1-26 and 28)



ITEM	PART NO.	QTY. (Per Row)	DESCRIPTION
1	GA5699	1	Upper Brush
2	GD8778	1	Wear Strip
3	G11448	1	Pin, 1/4" x 1"
4	G10475	1	Spring Pin, 1/4" x 2 1/4"
5	GB1084	1	Upper Brush Retainer (Used W/Soybean and Wheat Discs)
6	GB1147	1	Disc Hub
7	GB1148	1	Lower Retainer Wall
8	GB1081	1	Brush Meter Housing
9	GA24956	1	Lower Brush Retainer Assembly
	GB1085	1	Lower Brush Retainer (Included W/GA24956)
	GD34021-02	1	Brush, 6" (Included W/GA24956)
	GD35784-01	1	Brush, 2" (Included W/GA24956)
10	GA5698	1	Bearing
11	GB1107	-	Upper Brush Retainer (Used W/Milo/Grain Sorghum Discs)
12	GD15699	1	Shank Cover, Brush-Type Seed Meter
13	GB1123		Seed Disc, Soybean, 60 Cell, Black Color-Coded
	GB1171		Seed Disc, Soybean, 54 Cell, Dark Gray Color-Coded
	GB1124		Seed Disc, Soybean, 48 Cell, Dark Blue Color-Coded
	GB1130		Seed Disc, Small Milo/Grain Sorghum, 30 Cell, Orange Color-Coded
	GB1131		Seed Disc, Large Milo/Grain Sorghum, 30 Cell, Light Blue Color-Coded
	GB1132		Seed Disc, High Rate Small Milo/Grain Sorghum, 60 Cell, Red Color-Coded
	GB1133		Seed Disc, High Rate Large Milo/Grain Sorghum, 60 Cell, Yellow Color-Coded
	GB1134		Seed Disc, Wheat, 54 Cell, Purple Color-Coded
A	700-01339	-	Brush Meter 2.0 (Items 1-11)

(IP1507)



ITEM	PART NO.	QTY.	DESCRIPTION
1	GB0815	1	Shield
2	G11965	3	Torx Pan Head Tapping Screw, No. 6-19 x 3/8"
3	GB0697	1	Chute Cover
4	GB0780	1	Brush
5	GB0823	1	Baffle
6	GB1147	1	Disc Hub
7	G11618	4	Torx Flat Head Tapping Screw, No. 6-19 x 1/4"
8	G11172	4	Hex Socket Head Shoulder Screw, 1/4"-20 x 3/8", Stainless Steel

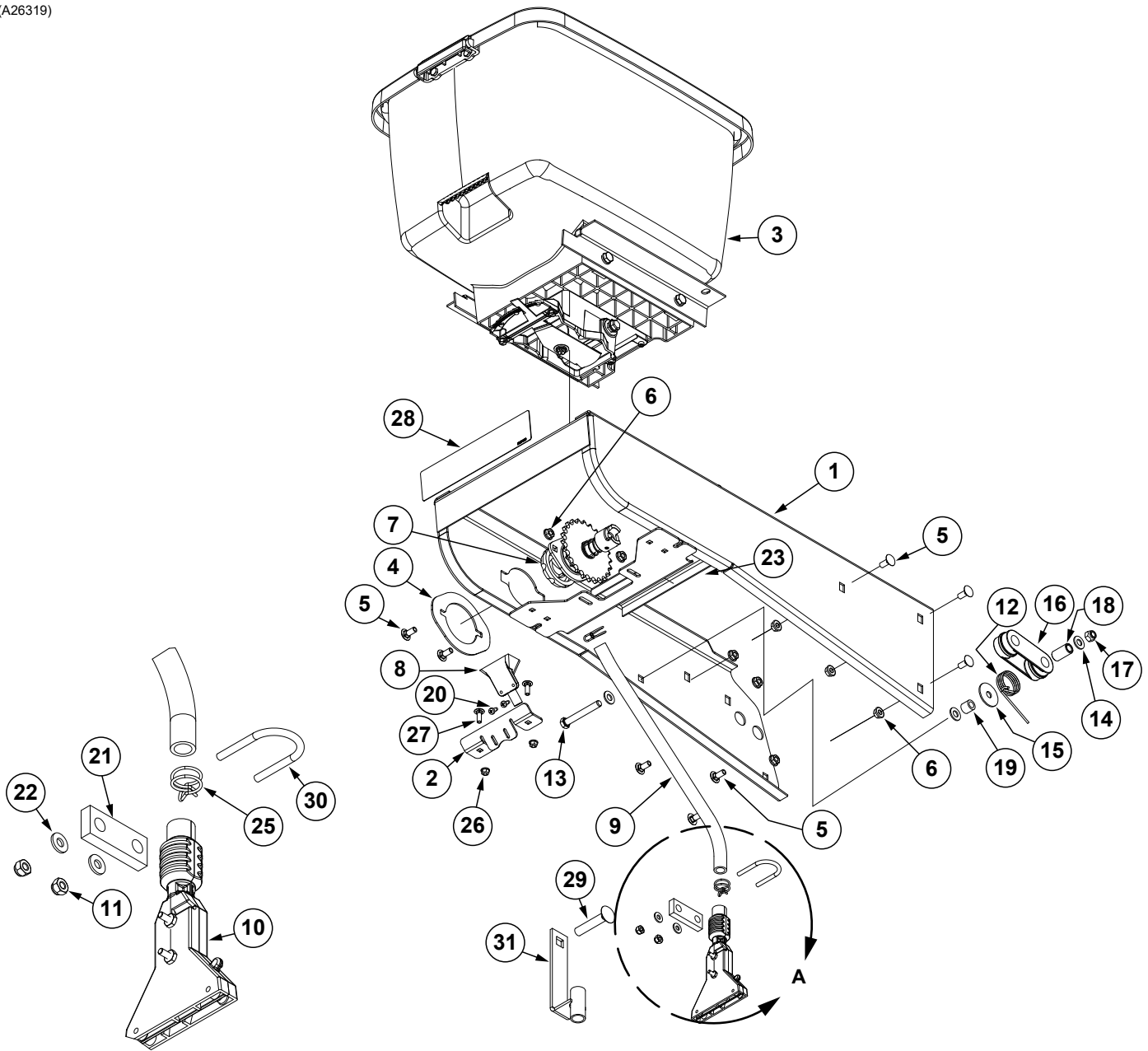
Vacuum Seed Meter

Model 3115

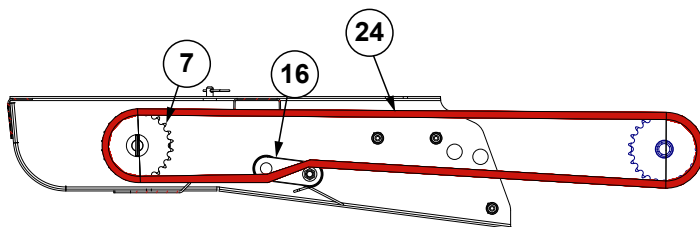
M0299-02

ITEM	PART NO.	QTY.	DESCRIPTION
9	GA24878	1	Baffle Assembly
10	G11448	1	Pin, ¼" x 1"
11	G10475	1	Spring Pin, ¼" x 2¼"
12	GA22213	1	Meter Housing W/Bearing
13	G11578	2	Phillips Pan Head Tapping Screw, No. 8-18 x ½"
14	GA24676	1	Singulator Guide Sub Assembly
15	GB0920	1	Cover
16	GB0818	1	Vacuum Port, Pull Row Unit
17	GB0676	1	Lip Seal
18	GD26593	1	Gasket Housing
19	G11556	9	Phillips Pan Head Tapping Screw, 6-19 x ½"
20	GB0907	1	Retainer Spring
21	GD25147	1	Compression Spring
22	G11619	1	Phillips Pan Head Tapping Screw, No. 6-19 x ⅜"
23	GA24752	1	Singulator Assembly (Includes Items 13 and 14)
24	G10276X	1	Seed Disc, Corn (40 Cell) Light Blue Color-Coded, Ejector Wheel, and Spring
	G10277X	-	Seed Disc, Soybean (120 Cell) Black Color-Coded, Ejector Wheel, and Spring
	G10279X	-	Seed Disc, Sugar Beets/Milo, Dark Orange Color-Coded, Ejector Wheel, and Spring
	G10278X	-	Seed Disc, Sunflower (40 Cell) Gray Color-Coded, Ejector Wheel, and Spring
	G10280X	-	Seed Disc, Cotton (60 Cell) Green Color-Coded, Ejector Wheel, and Spring
	G10281X	-	Seed Disc, Black Turtle, Navy Edible Bean and Popcorn (60 Cell) Brown Color-Coded, Ejector Wheel, and Spring
	G10282X	-	Seed Disc, Pinto, Great Northern Edible Beans, and Soybean (60 Cell) Dark Blue Color Coded, Ejector Wheel, and Spring
	GB1237	-	Anti-Static Blank Seed Disc
	GB1231	-	Blank Seed Disc
	G10275X	-	Seed Disc, Soybean (60 Cell) Black Color-Coded
	G10274X	-	Seed Disc, Wheat (54 Cell) Purple Color-Coded
25	G11009	2	Locking Thumbscrew, ⅝"-18 x ¾"
26	GB0926	1	Shank Cover
27	GD28631	1	Cover Plate
28	G11281	2	Hex Button Head Cap Screw, 10-24 x ½"
29	---	-	-
30	GA19112	-	Ejector Arm, Corn
	GA19113	-	Ejector Arm, Soybean (120 Cell)
	GA19114	-	Ejector Arm, Sunflower
	GA19115	-	Ejector Arm, Beets/Milo
	GA20346	-	Ejector Arm, Black Turtle, Navy, Pinto, Great Northern Edible Bean, Popcorn, and Soybean (60 Cell)
	GA26989	-	Ejector Arm, Wheat
31	GD25147	-	Compression Spring
32	G11693	2	Torx Flat Head Machine Screw, No. 4-40 x ½"
33	GB0921	1	Lower Blade
34	GD29657	1	Retainer
35	GB0958	1	Outer Blade
36	GD34774	1	Meter Gasket
A	G9903X	-	Vacuum Meter Assembly, Pull Row Unit (Excludes Items 24 and 29-31)
B	G9897X	-	Vacuum Meter Assembly, Push Row Unit (Excludes Items 16, 24, and 30-31)
C	GA20622	-	Cover Assembly (Items 15-22)

(A26319)



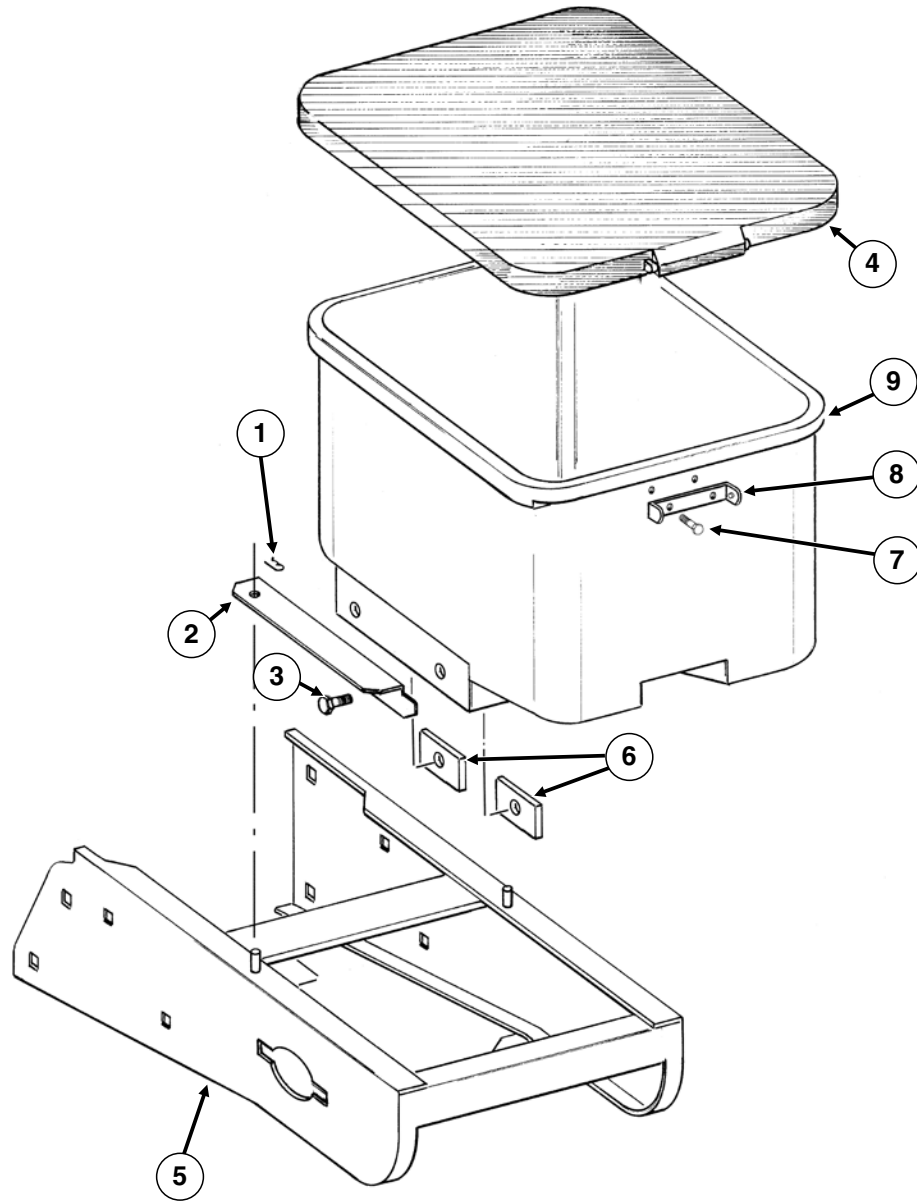
Detail A



Chain Routing

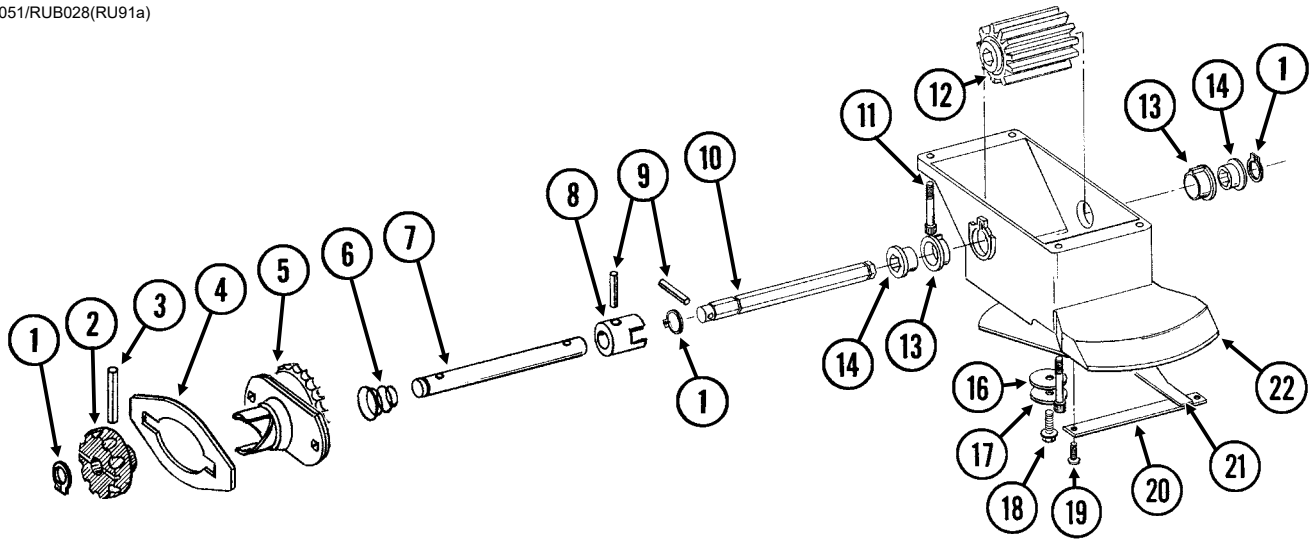
ITEM	PART NO.	QTY. (Per Row)	DESCRIPTION
1	A26287	1	Hopper Panel Extension (Non-Stock Item)
2	GD36277	1	Funnel Bracket
3	---	-	See "Granular Chemical Hopper and Hopper Panel Extension" on page P28
4	GD11305	1	Plate
5	G10312	8	Carriage Bolt, 5/16"-18 x 3/4"
6	G10620	8	Serrated Flange Nut, 5/16"-18
7	---	1	See "Granular Chemical Meter and Meter Drive" on page P29
8	GD2423	1	Funnel
9	GD2947	1	Hose, 7/16" x 28"
10	GA6907	1	Slope-Compensating Bander W/Hardware (4 1/2" Band Width)
	G10864	1	Uni-Clamp (Included W/GA6907)
	G10757	2	Pan Head Screw, No. 10-32 x 1 1/4" (Included W/GA6907)
	G10758	2	Hex Nut, No. 10-32 (Included W/GA6907)
11	G10110	2	Lock Nut, 1/4"-20, Grade B
12	GD11219	1	Spring
13	G10325	1	Hex Head Cap Screw, 3/8"-16 x 2 3/4"
14	G11387	3	Flat Washer, 3/8" SAE
15	G10201	1	Special Washer, 3/8" x 1 1/2" O.D.
16	GD11962	1	Idler
17	G10108	1	Lock Nut, 3/8"-16
18	GD1026	1	Sleeve, 1 3/16" Long
19	GD2971-10	1	Sleeve, 9/16" Long
20	G10966	2	Phillips Head Self-Tapping Screw, No. 10 x 1/2"
21	GD10984	1	Spacer
22	G11385	2	Flat Washer, 1/4" SAE
23	G10670	2	Hair Pin Clip, No. 3
24	G3303-114	1	Chain, No. 41, 114 Pitch Including Connector Link (Mechanical)
	G3303-108	-	Chain, No. 41, 108 Pitch Including Connector Link (Vacuum)
	GR0196	1	Connector Link, No. 41
25	G11209	2	Wire Hose Clamp, 3/4"
26	G10621	2	Serrated Flange Nut, 1/4"-20
27	G10310	2	Carriage Bolt, 1/4"-20 x 3/4", Grade 2
28	---	-	See "Decals, Paint, and Miscellaneous" on page P73
29	G10315	1	Carriage Bolt, 1/2"-13 x 2 1/2" (Replaces Existing 1/2" x 2 1/4" Hardware)
30	GD10963	1	U-Bolt, 1 1/2" x 1 5/16" x 1/4"-20
31	GA6741	1	Bracket (Straight Drop In-Furrow)

(METR14d)



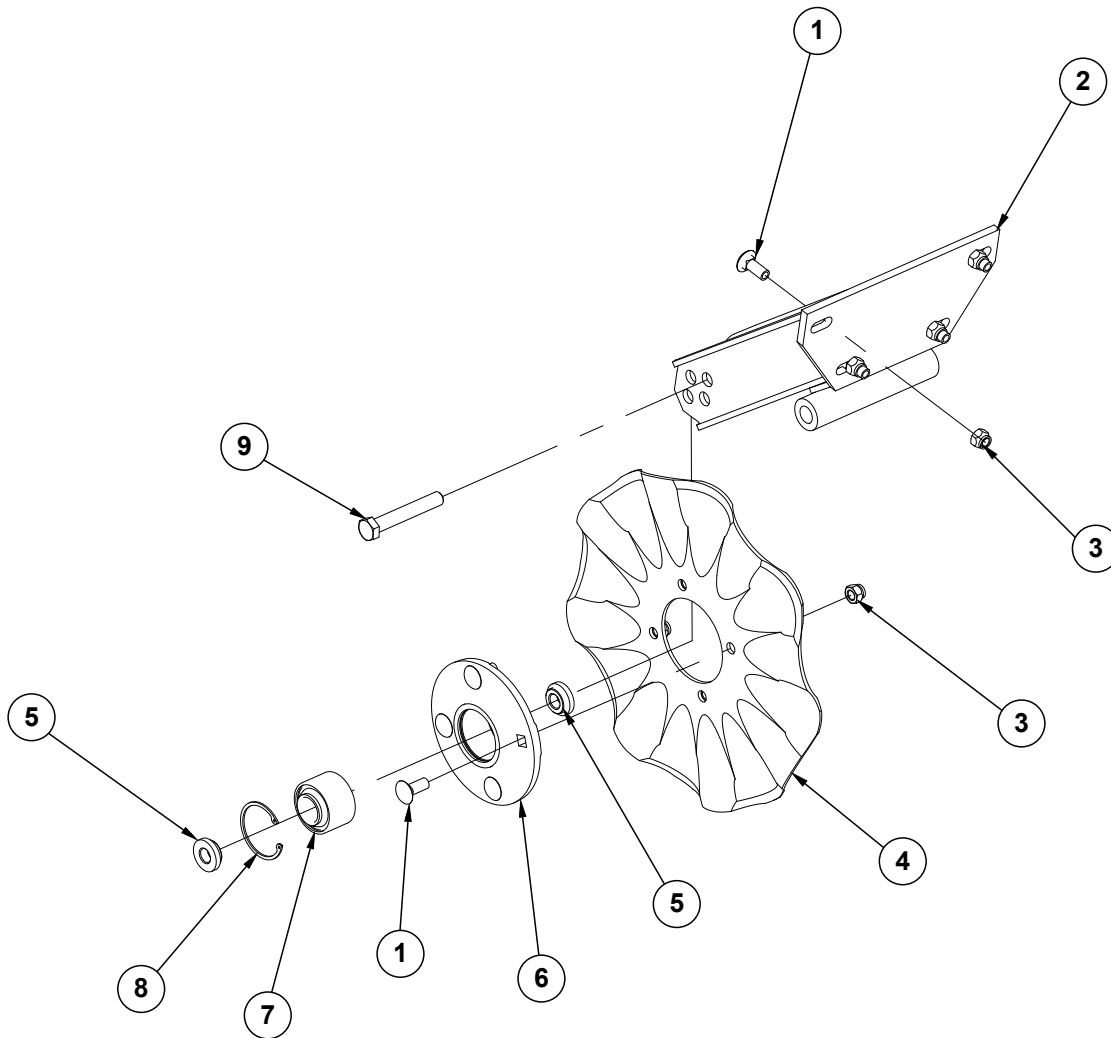
ITEM	PART NO.	QTY. (Per Row)	DESCRIPTION
1	G10670	2	Hair Pin Clip, No. 3
2	GD1059L	1	Support, L.H. (Shown)
	GD1059R	1	Support, R.H.
3	G10002	4	Hex Head Cap Screw, 3/8"-16 x 3/4"
	G10229	4	Lock Washer, 3/8"
4	GA4444	1	Lid
5	GA26287	1	Hopper Panel Extension (Non-Stock Item)
6	GD11424	4	Block
7	G10023	2	Hex Head Cap Screw, 1/4"-20 x 3/4"
	G10621	2	Serrated Flange Nut, 1/4"-20
8	GD1060	1	Hinge
9	GA8371	1	Hopper

RUA051/RUB028(RU91a)



ITEM	PART NO.	QTY. (Per Row)	DESCRIPTION
1	G10567	3	External Retaining Ring, 5/8"
2	GD11239	1	Knob
3	G10602	1	Spring Pin, 1/4" x 1 1/2"
4	---	-	See "Granular Chemical Hopper and Hopper Panel Extension" on page P28
5	GA8364	1	Sprocket and Bearing, Drive Clutch, 24 Tooth
6	GD11413	1	Spring
7	GD11240	1	Shaft
8	GB0278	1	Coupler
9	G10546	2	Spring Pin, 3/16" x 1 1/4"
10	GD11297	1	Shaft
11	G11793	4	Hex Socket Head Cap Screw, No. 10-24 x 7/8"
12	GD7148	1	Feed Roller, Hex Bore
13	GB0115	2	Bearing
14	GD7258	2	Hex Bushing
15	---	-	---
16	G10660	1	Wave Washer, 1/2"
17	G11385	1	Flat Washer, 1/4" SAE
18	G10570	1	Slotted Hex Self-Tapping Screw, 1/4"-20 x 3/4"
19	G11073	2	Slotted Hex Self-Tapping Screw, No. 10 x 3/8"
20	GD1061	1	Support Strap
21	GD1063	1	Metering Gate
22	GB0116	1	Granular Housing
A	GA8326	-	Granular Chemical Meter Complete (Items 1, 9, 10, 12-14 and 16-22)
B	GA8366	-	Granular Chemical Meter Clutch (Items 1-3 and 5-9)

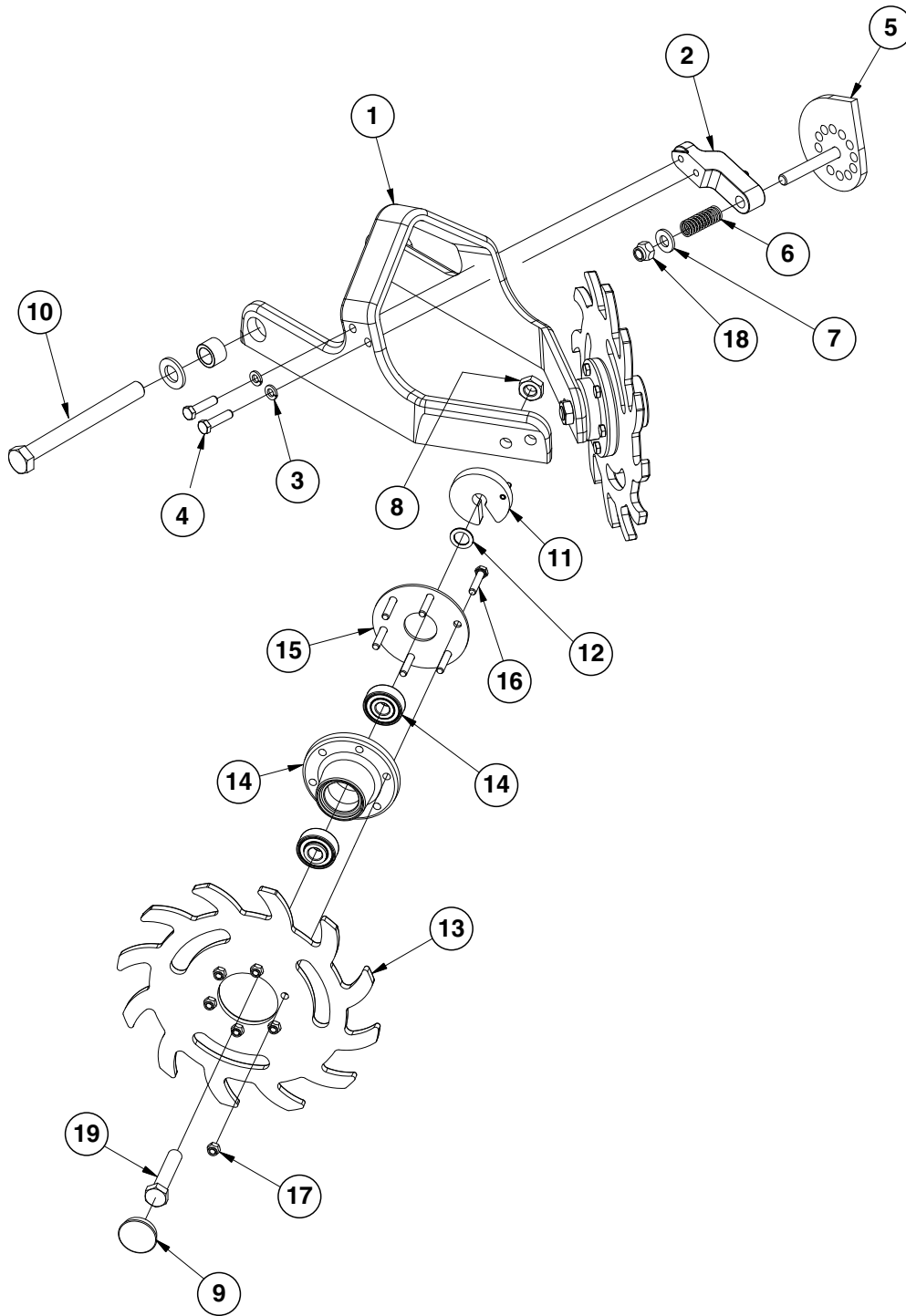
(IP1279)



ITEM	PART NO.	QTY. (Per Row)	DESCRIPTION
1	G10636	8	Carriage Bolt, 1/2"-13 x 1 1/2"
2	GA24239	1	Arm
3	G10111	8	Lock Nut, 1/2"-13
4	GD7803	1	Disc Blade, Fluted, 1", 8 Flutes (Shown)
	GD7804	-	Disc Blade, Bubbled, 1"
	GD9254	-	Disc Blade, Fluted, 3/4", 13 Flutes
5	GD11677	2	Adapter
6	GA8641	1	Hub W/Bearing And Retaining Ring (Includes items 7 and 8)
7	GA8603	1	Bearing, Double Row
8	GD19292	1	Retaining Ring (Square), 27/16"
9	G10036	1	Hex Head Cap Screw, 5/8"-11 x 4"
	G10107	1	Lock Nut, 5/8"-11

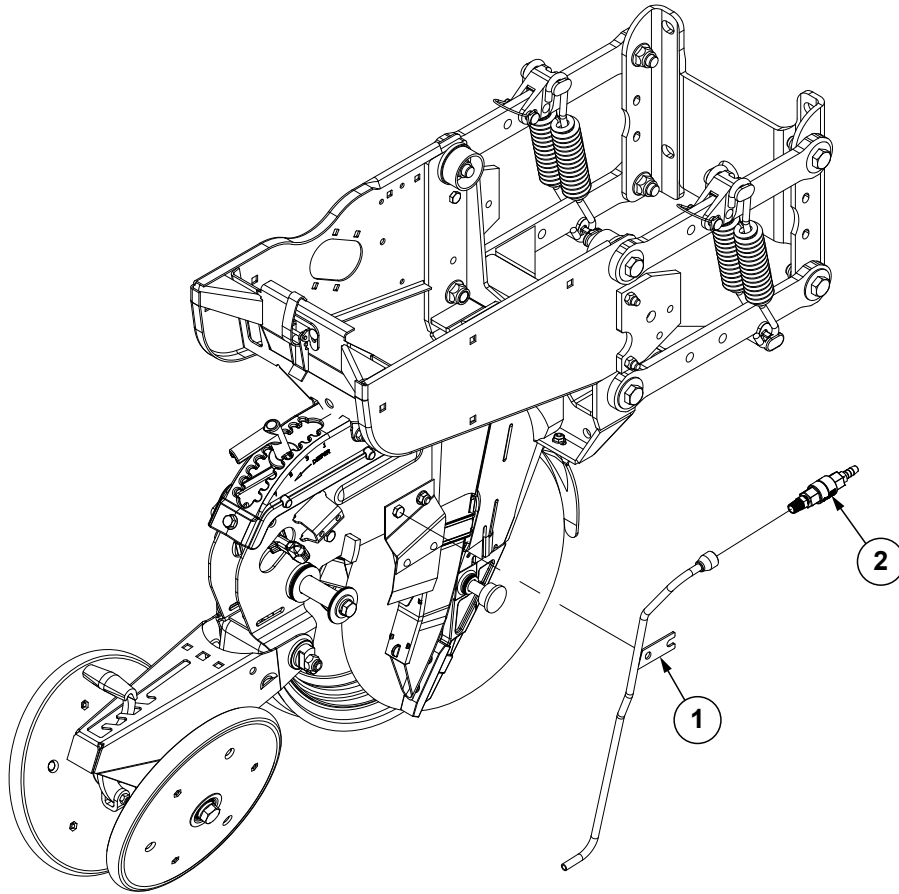
This page left blank intentionally.

(IP1468)



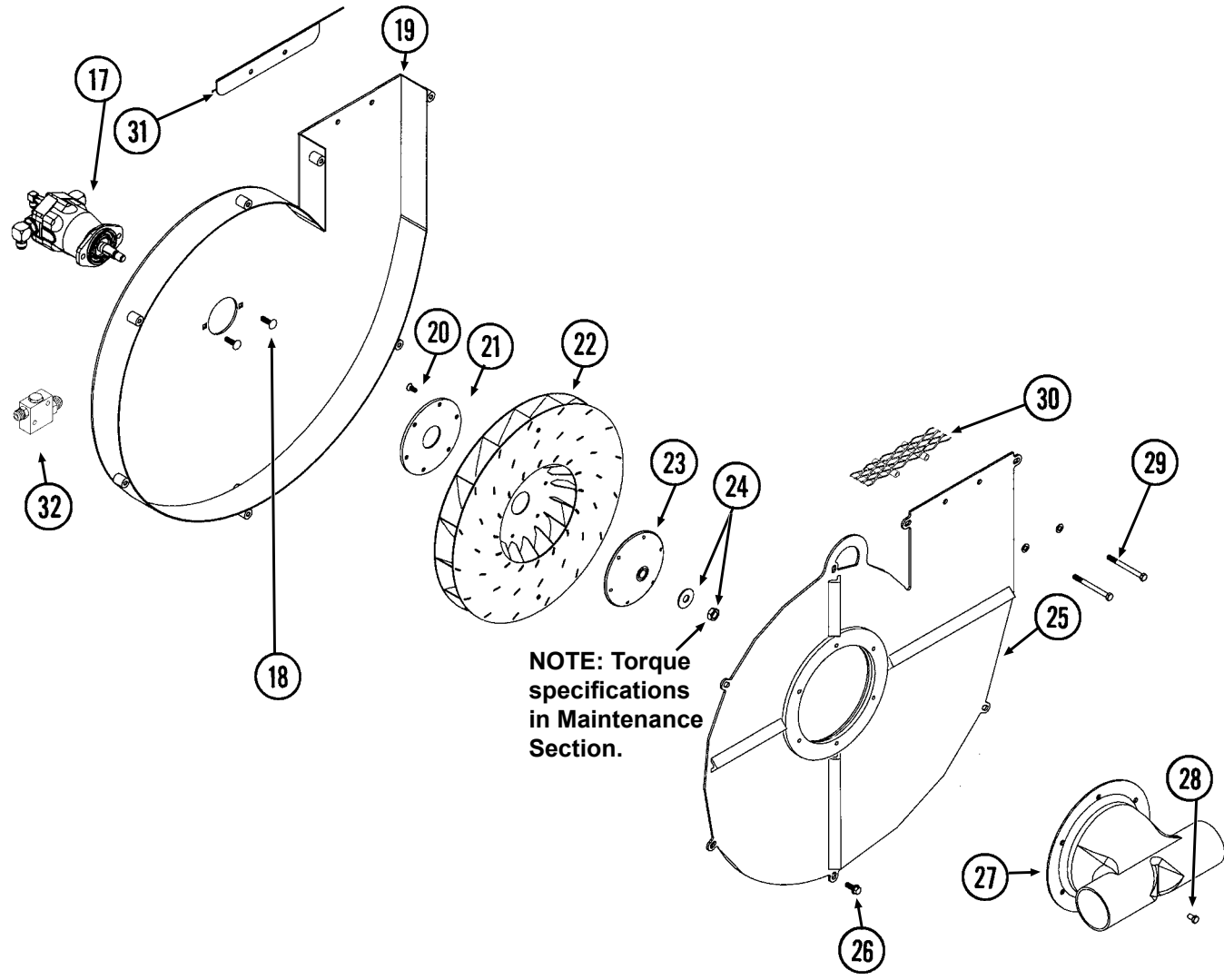
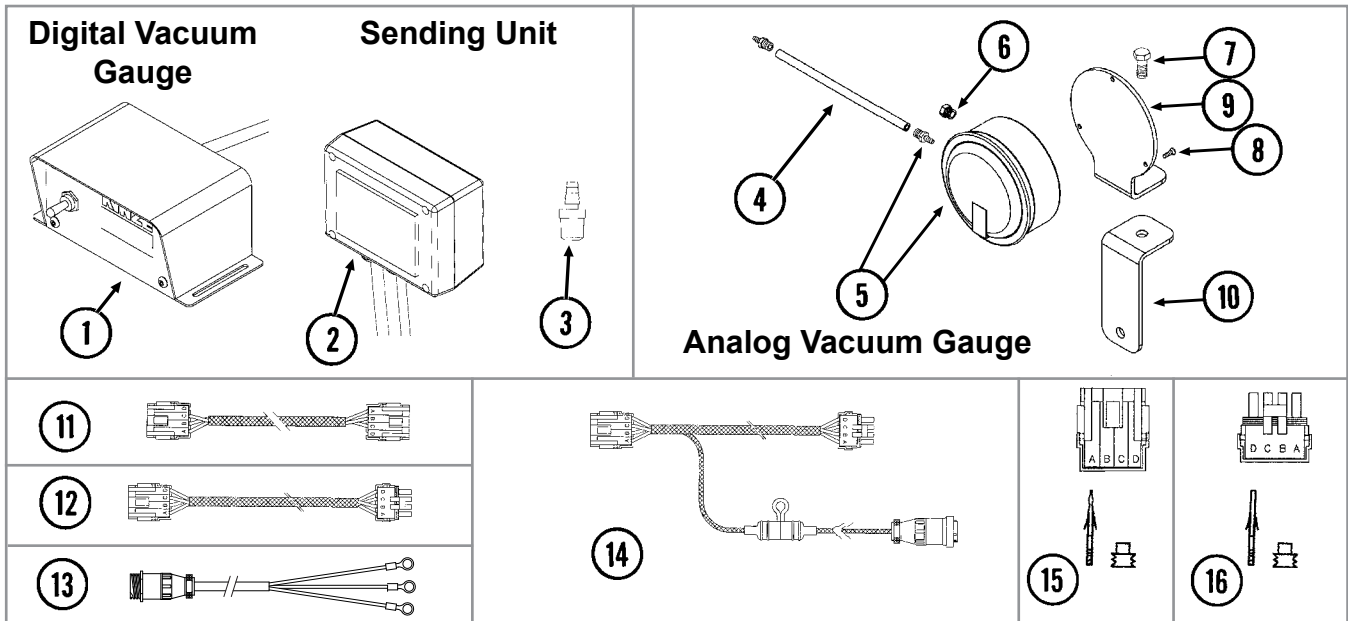
ITEM	PART NO.	QTY. (Per Row)	DESCRIPTION
1	GB0464	1	Residue Wheel Mount
2	GD26973	1	Cam Locking Pin
3	G10229	2	Lock Washer, 3/8"
4	G10004	2	Hex Head Cap Screw, 3/8"-16 x 1 1/4"
5	GA27038	1	Cam
6	GD10519	1	Spring
7	G11389	1	Flat Washer, 1/2" Plated SAE
8	G10503	2	Hex Jam Nut, 5/8"-11, Grade 2
9	GD1132	2	Dust Cap
10	G11236	1	Hex Head Cap Screw, 3/4"-10 x 10 1/2"
	G11392	2	Flat Washer, 3/4" SAE
	GB0383	2	Bushing, 1 1/8" O.D. x 25/32" I.D. x 3/4" Long
	G11228	1	Lock Nut, 3/4"-10
11	GA8760	2	Weed Guard W/Spring Pin
	G10765	-	Spring Pin, 1/4" x 1" (Included W/GA8760)
12	GD30725	4	Machine Bushing, 5/8" (.030" Thick)
13	GB0387	2	Wheel, 12 Tine, 3/8" x 12"
14	GA5654	2	Hub W/Bearings
	GA2014	-	Bearing
15	GD9724	2	Backing Plate
16	G10133	12	Hex Head Cap Screw, 5/16"-18 x 1 1/2"
17	G10109	12	Lock Nut, 5/16"-18, Grade 8
18	G10974	1	Lock Nut W/Nylon Insert, 1/2"-13
19	G10010	2	Hex Head Cap Screw, 5/8"-11 x 3"
A	GA12235	-	L.H. Residue Wheel (Items 13-17)
B	GA12236	-	R.H. Residue Wheel (Items 13-17)

(IP1624)



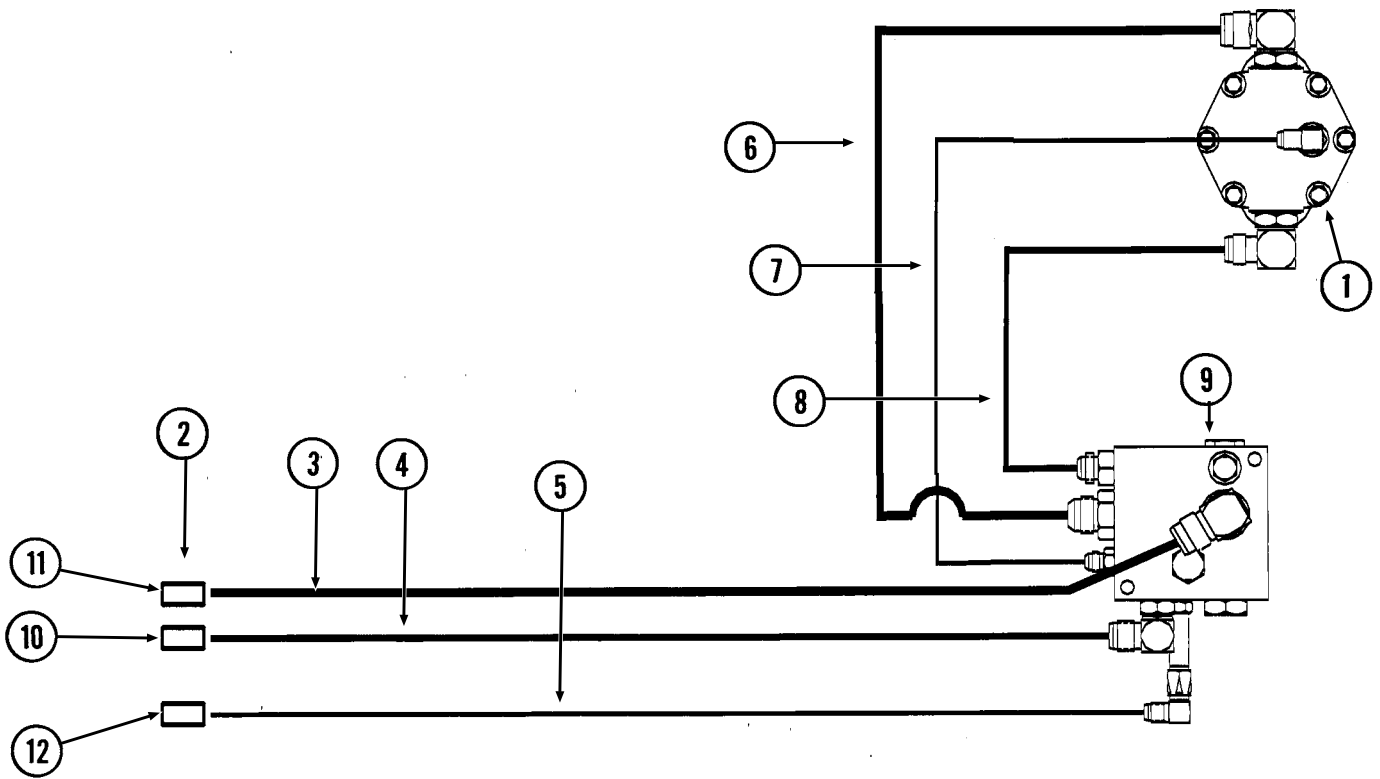
ITEM	PART NO.	QTY.	DESCRIPTION
1	GA18822	-	Liquid Fertilizer Tube
2	GD13348	-	Insulated Clamp, 1 1/16"

This page left blank intentionally.



ITEM	PART NO.	QTY. (Per Assy.)	DESCRIPTION
1	GA11154	1	Digital Vacuum Gauge W/4-Pin Connector
2	GA11156	1	Sending Unit W/ ¼" Tubing And Harness W/4-Pin Male Connector
	GD16324-01	-	Tubing, ¼" x 45" (Included W/GA11156)
	GA9964	-	Strain Relief (Included W/GA11156)
3	GR1736	1	Hose Barb, ⅜" To ⅛" NPT
4	GD15849-02	1	Clear Plastic Tubing, ⅝" O.D. x 120"
5	GA21406	1	Analog Vacuum Gauge W/Hose Barb
	GR1777	-	Hose Barb, ⅛" NPT To ⅜" Barb (Included W/GA21406)
6	GA10799	1	Breather, ⅛" Male NPT
7	G10001	1	Hex Head Cap Screw, ⅜"-16 x 1"
	G10108	1	Lock Nut, ⅜"-16
8	G11215	3	Hex Socket Head Cap Screw, No. 6-32 x ⅜", Grade 8
9	GD15804	1	Mount
10	GD15803	1	Support
11	GA11157	1	Harness, 120"
12	GA11699	-	Extension Harness, 180"
13	GA17547	-	Power Adapter Cable
14	GA11155	1	Harness W/Fuse Holder And Fuse, 132"
	GD14258	-	Fuse Holder (Included W/GA11155)
	GD14660	-	Fuse, 2 Amp Delay Action (Included W/GA11155)
	G1K268	-	Console Cable Connector Kit, Includes: (1) 3-Pin Connector, (1) Cable Clamp, (1) Lock Ring, (3) Female Terminal Pins (Included W/GA11155)
15	GA8328	-	4-Pin Connector W/Female Housing, 4 Seals And 4 Pin Contacts
16	GA8329	-	4-Pin Connector W/Male Housing, 4 Seals And 4 Sockets
17	---	-	See "Vacuum Fan Hydraulic Motor Assembly" on page P37
18	G10599	2	Carriage Bolt, ⅜"-16 x 1¼"
	G11387	2	Hardened Washer, ⅜" SAE
	G10108	2	Lock Nut, ⅜"-16
19	GA10148	1	Shroud
20	G11133	6	Hex Socket Head Cap Screw, ⅝"-18 x ¾", Grade 8
21	GD15789	1	Backing Plate
22	GA10635	1	Impeller
23	GD35847	1	Hub
24	G11389	1	Flat Washer, ½" Plated SAE
	G11704	1	Hex Jam Nut, ½"-20, Grade 2
25	GA10752	1	Cover
26	G11124	7	Whiz Lock Bolt, ⅜"-18 x 1"
27	GD14536	1	Manifold
28	G11123	6	Whiz Lock Bolt, ⅜"-16 x ¾"
29	G10063	2	Hex Head Cap Screw, ⅜"-16 x 4"
	G10753	2	Hex Head Cap Screw, ⅜"-16 x 4½"
	G11387	2	Flat Washer, ⅜" SAE
	G10108	2	Lock Nut, ⅜"-16
30	GA11987	1	Screen
31	GD15863	1	Discharge Deflector
32	---	-	See "Vacuum Fan Motor Valve Block Assembly (Located Below Vacuum Fan Assembly)" on page P38
A	GA24545	-	Vacuum Fan Assembly (Items 17-26 And 29-31)

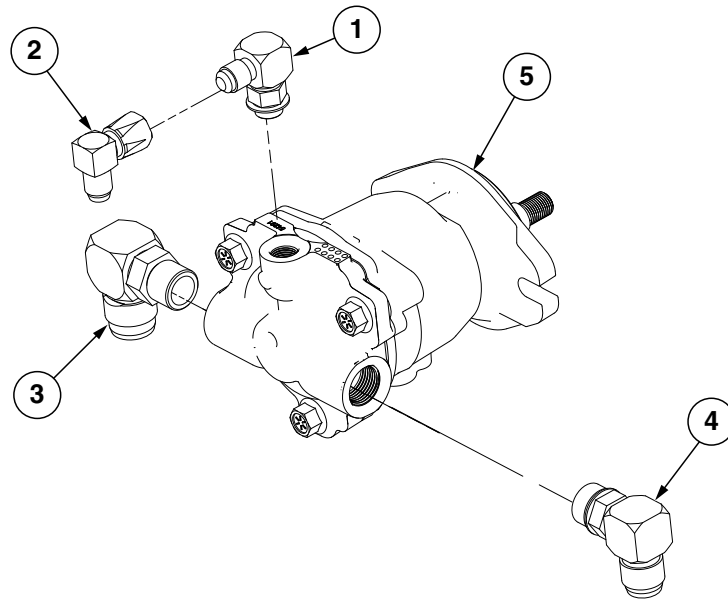
(METR35a)



ITEM	PART NO.	QTY. (Per Assy.)	DESCRIPTION
1	---	-	See "Vacuum Fan Hydraulic Motor Assembly" on page P37
2	GD4086	3	ISO Coupler
3	*A21549-60	1	Hose Assembly, 5/8" x 60" (12F-1/2M NPTF W/Ext., W/Tip)
4	*A18693-60	1	Hose Assembly, 1/2" x 60" (10F-1/2M NPTF W/Ext., W/Tip)
5	*A26939-60	1	Hose Assembly, 3/8" x 60" (06F-1/2M NPTF W/Ext., W/Tip)
6	*A3367	1	Hose Assembly, 3/4" x 21" (12F-12F)
7	*A3292	1	Hose Assembly, 3/8" x 23" (06F-06F)
8	*A8273	1	Hose Assembly, 1/2" x 21" (10F-10F)
9	---	-	See "Vacuum Fan Motor Valve Block Assembly (Located Below Vacuum Fan Assembly)" on page P38
10	GA26924-05	1	Hose Label/Cover, Green (Extend)
11	GA26924-06	1	Hose Label/Cover, Green (Retract)
12	GA26924-11	1	Hose Label/Cover, Orange (Retract)

* Hydraulic hose is not stocked by Kinze Repair Parts.

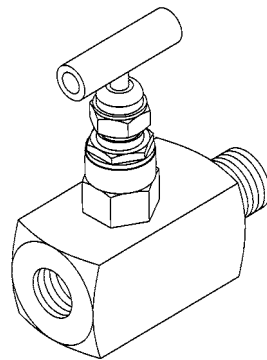
(A10636)



ITEM	PART NO.	QTY.	DESCRIPTION
1	G6801-06 GR1045	1 -	Elbow W/O-Ring, 90°, 1/16"-18 Male JIC To O-Ring
2	G6500-06	1	Swivel Elbow, 90°, 1/16"-18 Male JIC To Female
3	G6801-12-10 GR1466	1	Elbow W/O-Ring, 90°. 1 1/16"-12 Male JIC To 7/8"-14 O-Ring
4	G6801-10 GR1466	1	Elbow W/O-Ring, 90°, 7/8"-14 Male JIC To O-Ring
5	GA24543 GR2314 GR2333	1 - -	Hydraulic Motor Motor Key Seal Kit

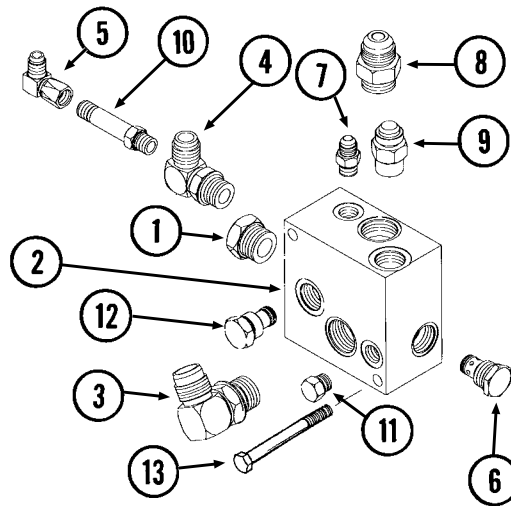
Optional Flow Control Needle Valve Kit

(A11650)



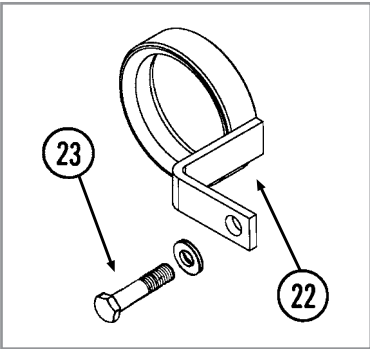
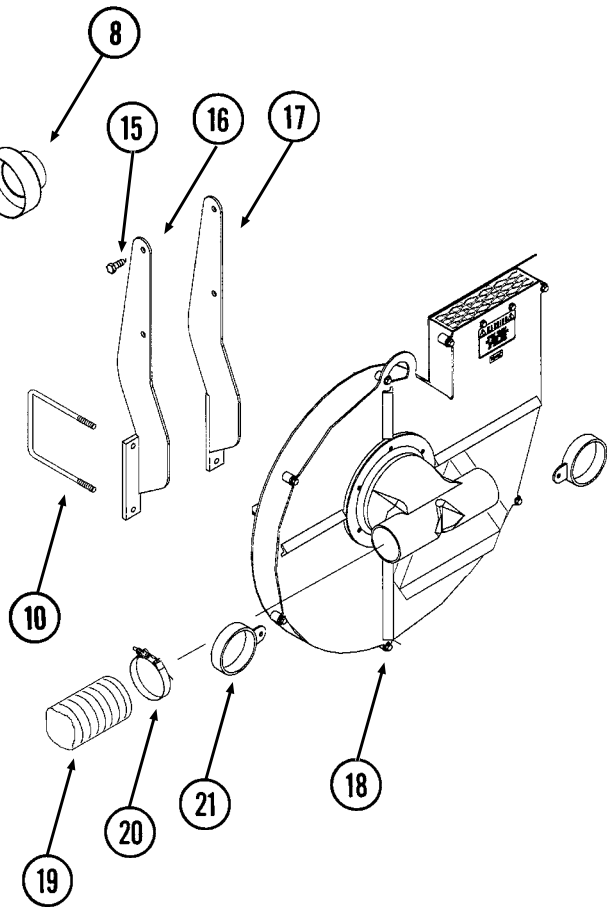
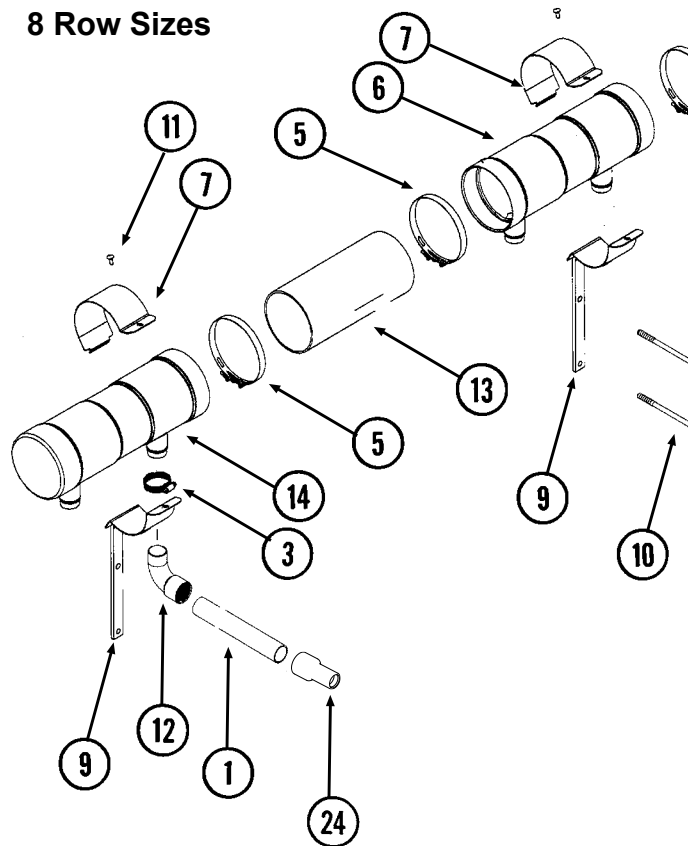
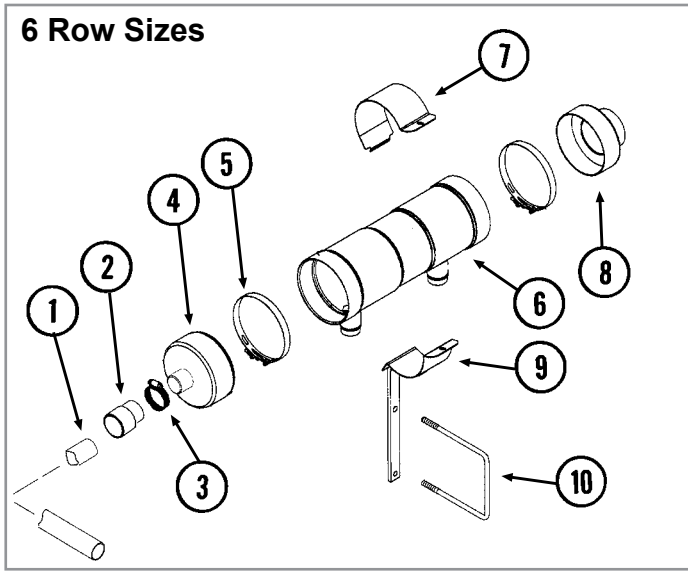
ITEM	PART NO.	QTY.	DESCRIPTION
1	G1K426	-	Needle Valve Kit W/Instructions

(A11060a)



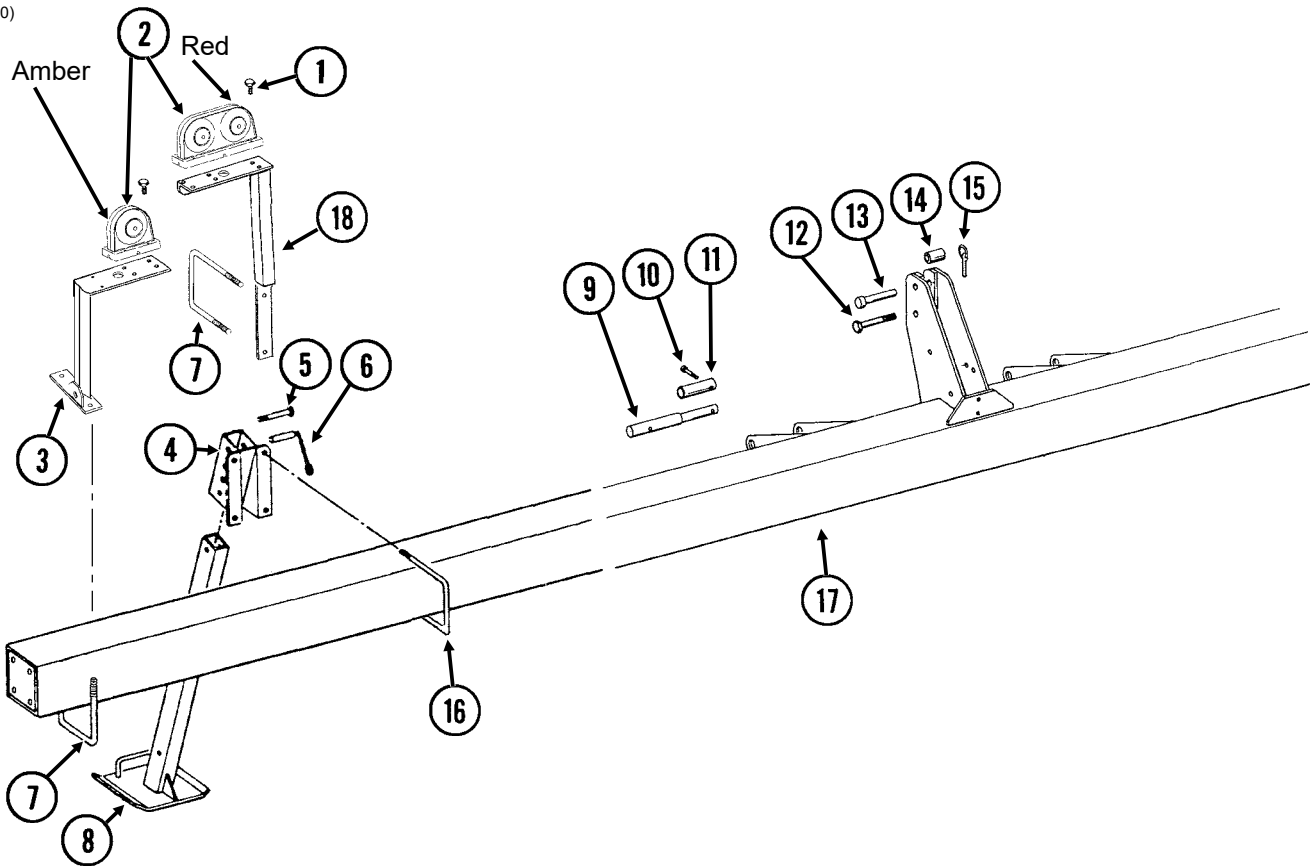
ITEM	PART NO.	QTY.	DESCRIPTION
1	G6408-12 GR1467	1 -	Plug W/O-Ring, 1 1/16"-12 O-Ring
2	GD16188	1	Valve Block
3	G6801-12 GR1467	1 -	Elbow W/O-Ring, 90°, 1 1/16"-12 Male JIC To O-Ring
4	G6801-10 GR1466	1 -	Elbow W/O-Ring, 90°, 7/8"-14 Male JIC To O-Ring
5	G6500-06	1	Swivel Elbow, 90°, 9/16"-18 Male JIC To Female
6	GA4293	1	Check Valve
7	G6400-06 GR1045	1 -	Connector W/O-Ring, 9/16"-18 Male JIC To O-Ring
8	G6400-12 GR1467	1 -	Connector W/O-Ring, 1 1/16"-12 Male JIC To O-Ring
9	G6400-10 GR1466	1 -	Connector W/O-Ring, 7/8"-14 Male JIC To O-Ring
10	G6400-L-06 GR1045	1 -	Long Connector W/O-Ring, 9/16"-18 Male JIC To O-Ring
11	G6408-06 GR1045	1 -	Plug W/O-Ring, 9/16"-18 O-Ring
12	GA11934	1	Relief Valve Cartridge
13	G10038 G11389 G10228 G10102	2 2 2 2	Hex Head Cap Screw, 1/2"-13 x 3" Flat Washer, 1/2" Plated SAE Lock Washer, 1/2" Hex Nut, 1/2"-13

(MT37a/METR36a)



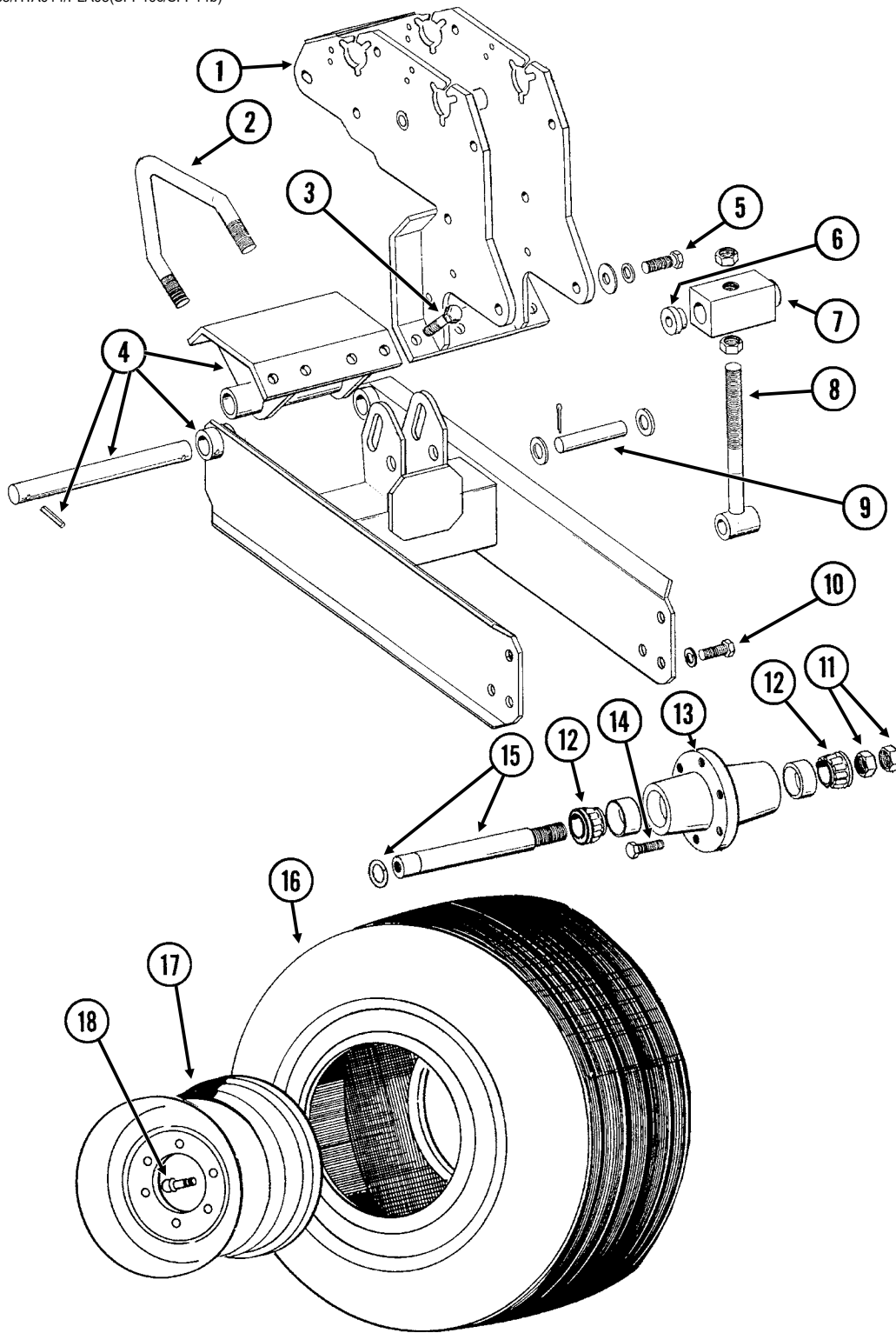
ITEM	PART NO.	QTY.	DESCRIPTION
1	GD15792-07	4-5	Hose, 2" x 65"
	GD15792-15	2	Hose, 2" x 120"
2	GD14627	2	Coupler, 2", 6 Row 36"/38"/40"
3	G10676	6-8	Hose Clamp, No. 36
4	GA11065	2	End Cap, 2"
5	G11145	4-6	T-Bolt Clamp, 7"
6	GD15799	2	Manifold, 21" Long (Open Both Ends)
7	GD15854	2-4	Clamp
8	GA11061	2	End, 4"
9	GA10808	2-4	Mount
10	GD7145	4-6	U-Bolt, 7" x 7" x 1/2"-13
	G10228	8-12	Lock Washer, 1/2"
	G10102	8-12	Hex Nut, 1/2"-13
11	G10312	2-4	Carriage Bolt, 5/16"-18 x 3/4"
	G10620	2-4	Serrated Flange Nut, 5/16"-18
12	GD14626	4-8	Elbow, 90°, 2"
13	GD15856-01	2	Pipe, 6" x 14", 8 Row 30"
	GD15856-02	-	Pipe, 6" x 20", 8 Row 36"/38"/40"
14	GD15850	2	Manifold, 21" (Open One End)
15	G10037	4	Hex Head Cap Screw, 1/2"-13 x 1 1/4"
	G10228	4	Lock Washer, 1/2"
	G10102	4	Hex Nut, 1/2"-13
16	GA10767	1	Mount, L.H.
17	GA10768	1	Mount, R.H.
18	---	-	See "Digital Vacuum Gauge, Analog Vacuum Gauge, and Vacuum Fan Assembly" on page P33
19	GD15791-03	2	Hose, 4" x 46"
20	G11137	4	T-Bolt Clamp, 4 1/4"
21	GA11062	2	Guide, 4"
22	GA10824	2	Hose Protector
23	G10038	2	Hex Head Cap Screw, 1/2"-13 x 3" (At Transmission Assembly)
	G11389	2	Flat Washer, 1/2" Plated SAE
	G10228	2	Lock Washer, 1/2"
	G10102	2	Hex Nut, 1/2"-13
	G10104	2	Hex Nut, 5/8"-11 (At U-Bolt On Row Unit)
24	GB0827	6-8	Vacuum Reducer, 2" to 1 3/4"

(MT40)



ITEM	PART NO.	QTY.	DESCRIPTION
1	G10064	16	Hex Head Cap Screw, 1/4"-20 x 1"
	G11385	16	Flat Washer, 1/4" SAE
	G10110	16	Lock Nut, 1/4"-20, Grade B
2	---	-	See "Electrical Components" on page P69
3	GA6824	1	Bracket, R.H. (Shown)
	GA6823	1	Bracket, L.H.
4	GA4707	2	Mount
5	G10016	2	Hex Head Cap Screw, 1/2"-13 x 2"
	G10111	2	Lock Nut, 1/2"-13
6	GA4733	2	Detent Pin W/Chain
7	GD7145	4	U-Bolt, 7" x 7" x 1/2"-13
	G10228	8	Lock Washer, 1/2"
	G10102	8	Hex Nut, 1/2"-13
8	GA4732	2	Parking Stand
9	GD9750	2	Pin, 11 3/4" Long
10	G10048	4	Hex Head Cap Screw, 3/8"-16 x 2"
	G10108	4	Lock Nut, 3/8"-16
11	GD9749	2	Bushing, 3 3/4"
12	G10678	1	Hex Head Cap Screw, 1"-8 x 5 1/2" (Category 2)
	G10396	1	Lock Nut, 1"-8
13	GA6078	1	Pin, 1" x 4 1/2" (Category 3N And 3)
14	GD8701	1	Bushing, 2"
15	GD2557	3	Lynch Pin, 7/16"
16	GD1114	4	U-Bolt, 7" x 7" x 5/8"-11
	G10230	8	Lock Washer, 5/8"
	G10104	8	Hex Nut, 5/8"-11
17	A6911	-	Toolbar, 7" x 7" x 180", 6 Row 30" (Non-Stock Item)
	A6912	-	Toolbar, 7" x 7" x 230", 6 Row 36"/38"/40" (Non-Stock Item)
	A6913	-	Toolbar, 7" x 7" x 240", 8 Row 30" (Non-Stock Item)
	A6914	-	Toolbar, 7" x 7" x 310", 8 Row 36"/38"/40" (Non-Stock Item)
18	GA10781	1	Bracket, L.H. (Shown)
	GA10782	1	Bracket, R.H.

PLA029/PLA028/PTD085/HTA014/PLA05(SFP10c/SFP14b)

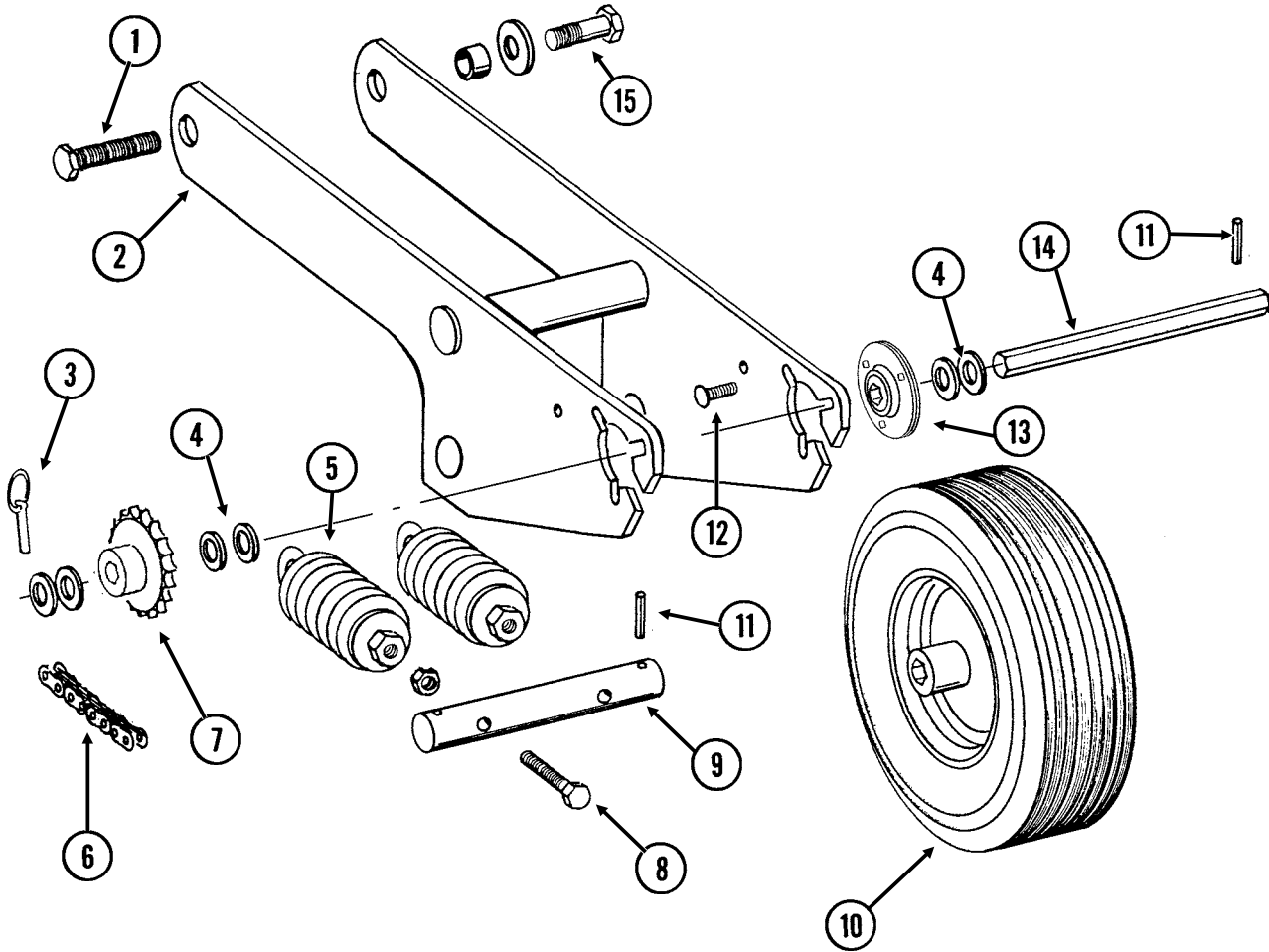


ITEM	PART NO.	QTY. (Per Assy.)	DESCRIPTION
1	---	-	See "Seed Rate Transmission and Module Drive Assembly" on page P47
2	GD8175	2	U-Bolt, 7" x 7" x 5/8"-11 (Diamond)
	G11391	4	Flat Washer, 5/8" SAE
	G10230	4	Lock Washer, 5/8"
	G10104	4	Hex Nut, 5/8"-11
3	G10005	4	Hex Head Cap Screw, 5/8"-11 x 1 3/4"
	G11391	4	Flat Washer, 5/8" SAE
	G10230	4	Lock Washer, 5/8"
	G10104	4	Hex Nut, 5/8"-11
4	GA7294	1	Arm W/Pin, Lower Clamp And Spring Pins
	GD5804	1	Pin, 1 1/4" x 12" (Included W/GA7294)
	GA7295	1	Clamp W/Grease Fittings (Included W/GA7294)
	G10641	-	Grease Fitting, 1/8" NPT (Included W/GA7295)
	G10610	-	Spring Pin, 3/8" x 2" (Included W/GA7294)
5	G10026	2	Hex Head Cap Screw, 3/4"-10 x 2"
	G11392	2	Flat Washer, 3/4" SAE
	G10231	2	Lock Washer, 3/4"
6	GD10403	2	Concentric Spacer
7	GD10328	1	Adjustment Block
8	GA4705	1	Adjusting Screw
	G10117	2	Hex Nut, 1"-8 (Included W/GA4705)
9	GD7041	1	Pin, 1" x 4"
	G11394	2	Flat Washer, 1" SAE
	G10459	2	Cotter Pin, 3/16" x 1 1/2"
10	G10026	2	Hex Head Cap Screw, 3/4"-10 x 2"
	G10231	2	Lock Washer, 3/4"
11	G11081	-	Hex Jam Nut, 1 1/2"-12, Grade 2
12	GA24825	2	Bearing
13	GA24826	1	Hub W/Cups, 6 Bolt
	GR0434	-	Cup (Included W/GA24826)
14	GR0270	6	Lug Bolt, 9/16"-18
15	GA2558	1	Spindle W/Round External Retaining Ring, 9 1/2"
	GD11490	-	Round External Retaining Ring (Included W/GA2558)
16	G10232101	1	Tire, 7.60" x 15", 8 Ply
17	GA5196	1	Wheel W/Valve Protector, 5" x 15"
18	GD1166	1	Valve Stem
A	GA24827	-	Hub And Spindle Assembly (Items 11, 12, 13, and 15)
B	GA10660	-	Ground Drive and Contact Wheel Assembly, R.H. (Items 1-18 On This Page, Items 2-15 See "Contact Drive Wheel Assembly" on page P45 , Items 1-10 And 12-40 See "Seed Rate Transmission and Module Drive Assembly" on page P47 and Items 2-20 See "Module Drive" on page P49)
	GA10661	-	Ground Drive And Contact Wheel Assembly, L.H. (Items 1-18 On This Page, Items 2-15 See "Contact Drive Wheel Assembly" on page P45 , Items 1-10 And 12-40 See "Seed Rate Transmission and Module Drive Assembly" on page P47 and Items 2-20 See "Module Drive" on page P49)

*Specific brand requests will be supplied only as available from current Kinze Repair Parts stock. If a specific brand requested is not in stock, the brand available will be supplied.

PLA027(SFP9dd)

R.H. Side Shown

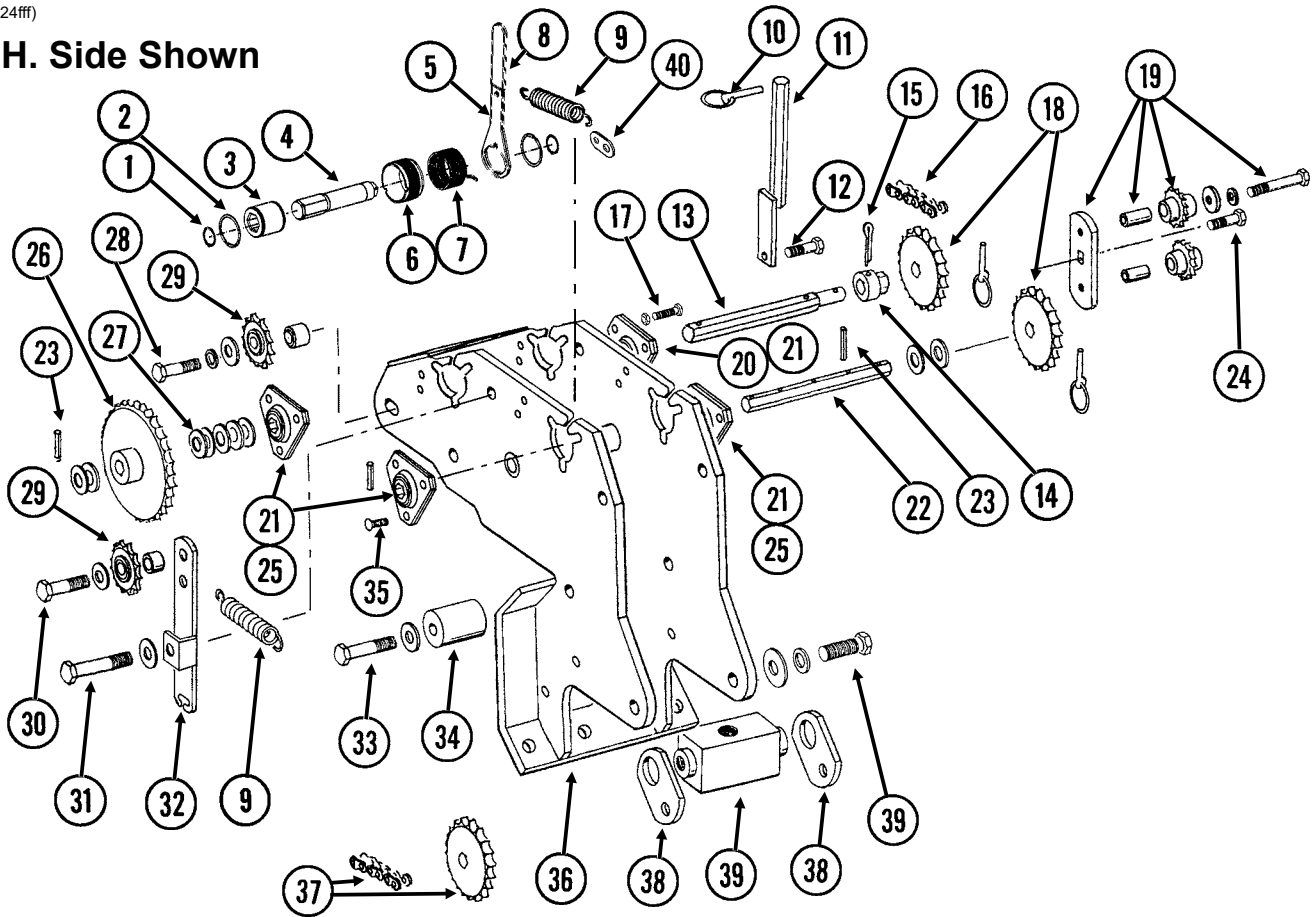


ITEM	PART NO.	QTY. (Per Assy.)	DESCRIPTION
1	---	-	See "Module Drive" on page P49 (Item 7)
2	GA7297	1	Arm
3	GD2558	1	Lynch Pin, 1/4"
4	G10233	-	Machine Bushing, 1", 10 Gauge
5	GA2068	2	Spring W/Plug
6	G3310-218	1	Chain, No. 40, 218 Pitch Including Connector Link (Used With 15 And 19 Tooth Sprockets)
	G3310-224	1	Chain, No. 40, 224 Pitch Including Connector Link (Used With 30 Tooth Sprocket)
	GR0912	-	Connector Link, No. 40
7	GA5105	-	Sprocket, 15 Tooth
	GA5107	-	Sprocket, 19 Tooth
	GA5114	1	Sprocket, 30 Tooth
8	G10861	2	Hex Head Cap Screw, 1/2"-13 x 5", Full Thread
	G11389	2	Flat Washer, 1/2" Plated SAE
	G10501	2	Hex Jam Nut, 1/2"-13, Grade 2
9	GD10329	1	Shaft
10	GA5090	1	Tire And Rim Assembly (Specify Brand*)
	GD5753	1	Tire, 4.10" x 6" (Specify Brand*) (Included W/GA5090)
	GD5752	1	Inner Tube (Included W/GA5090)
11	G10602	2	Spring Pin, 1/4" x 1 1/2"
12	G10303	6	Carriage Bolt, 5/16"-18 x 1"
	G10232	6	Lock Washer, 5/16"
	G10106	6	Hex Nut, 5/16"-18
13	GA9846	-	Flanged Bearing, 7/8" Hex Bore
14	GD10332	1	Shaft, 7/8" x 11"
15	G10005	1	Hex Head Cap Screw, 5/8"-11 x 1 3/4"
	G11391	1	Flat Washer, 5/8" SAE
	GD3180-15	1	Sleeve, 5/8" I.D. x 7/8" O.D. x 1 5/32" Long
	G10107	1	Lock Nut, 5/8"-11

* Specific brand requests will be supplied only as available from current Kinze Repair Parts stock. If a specific brand requested is not in stock, the brand available will be supplied. Different brand tires may have different diameters. Change in tire brand may affect rates. Field checks are recommended after any change in contact tires.

(SFP24ff)

R.H. Side Shown



ITEM	PART NO.	QTY. (Per Assy.)	DESCRIPTION
1	G11075	2	External Inverted Snap Ring, 7/8"
2	G10496	2	External Inverted Snap Ring, 1 1/2"
3	GD14432	1	Sleeve, 1 1/4"
4	GD14426	1	Tightener Shaft, 3 3/8"
5	GD14431	1	Handle
6	GD19344	1	Release Collar, Gold, R.H. (Shown)
	GD19343	-	Release Collar, Silver, L.H.
7	GD14414	1	Torsion Spring, R.H. (Used In L.H. Wrap Spring Wrench)
	GD14413	-	Torsion Spring, L.H. (Shown) (Used In R.H. Wrap Spring Wrench)
8	G11078	1	Vinyl Cap
9	GD5857	2	Spring
10	GD2558	3	Lynch Pin, 1/4"
11	GA11052	1	Sprocket Storage Rod (Vacuum)
	GA4630	-	Sprocket Storage Rod (Mechanical)
12	G10037	1	Hex Head Cap Screw, 1/2"-13 x 1 1/4"
	G11389	1	Flat Washer, 1/2" Plated SAE
	G10111	1	Lock Nut, 1/2"-13
13	GD10336	1	Shaft, 7/8" x 11"
14	GD7127	1	Shear Coupler
15	G10462	1	Cotter Pin, 3/16" x 2"
16	G3310-68	1	Chain, No. 40, 68 Pitch Including Connector Link
	GR0912	-	Connector Link, No. 40
17	G10338	1	Carriage Bolt, 5/16"-18 x 1 1/4"
	G10232	1	Lock Washer, 5/16"
	G10106	1	Hex Nut, 5/16"-18
	G10109	1	Lock Nut, 5/16"-18, Grade 8

Seed Rate Transmission and Module Drive Assembly

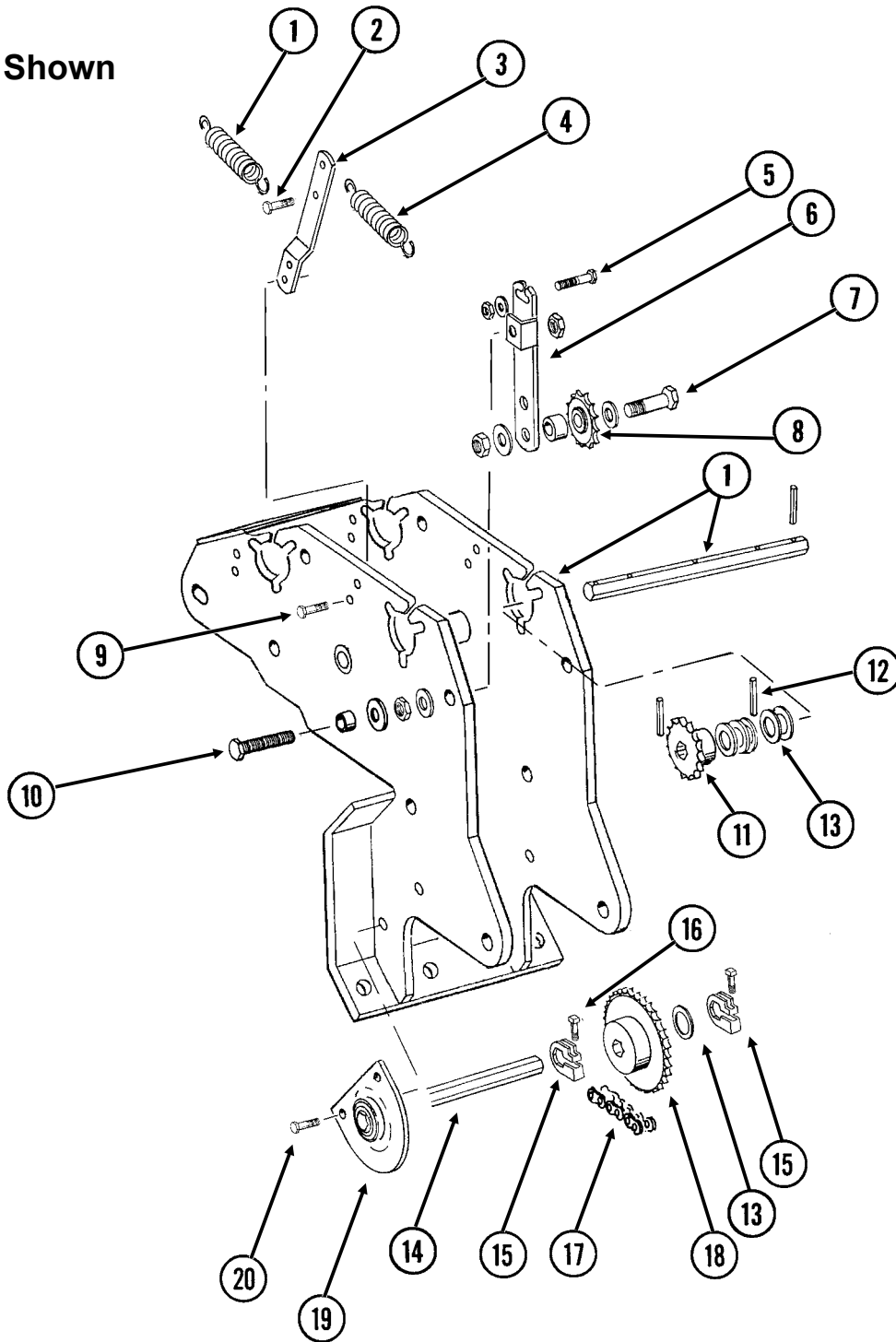
Model 3115

M0299-02

ITEM	PART NO.	QTY. (Per Assy.)	DESCRIPTION
18	GA5105	1	Sprocket, 15 Tooth
	GA5106	1	Sprocket, 17 Tooth
	GA5107	2	Sprocket, 19 Tooth
	GA5108	2	Sprocket, 23 Tooth
	GA5109	1	Sprocket, 24 Tooth
	GA5110	1	Sprocket, 25 Tooth
	GA5111	1	Sprocket, 26 Tooth
	GA5112	1	Sprocket, 27 Tooth
	GA5113	1	Sprocket, 28 Tooth
19	GA7336	1	Idler W/Bolt-On Sprockets
	GD7426	-	Sprocket, 12 Tooth (Included W/GA7336)
	GD1026	-	Sleeve, 1 $\frac{3}{16}$ " Long (Included W/GA7336)
	G11387	-	Flat Washer, $\frac{3}{8}$ " SAE (Included W/GA7336)
	G10229	-	Lock Washer, $\frac{3}{8}$ " (Included W/GA7336)
	G10047	-	Hex Head Cap Screw, $\frac{3}{8}$ "-16 x 1 $\frac{3}{4}$ " (Included W/GA7336)
20	GA5548	1	Special Bearing
21	G3400-01	4	Flangette
22	GD10337	1	Shaft, $\frac{7}{8}$ " x 10 $\frac{1}{2}$ "
23	G10602	7	Spring Pin, $\frac{1}{4}$ " x 1 $\frac{1}{2}$ "
24	G11100	1	Hex Socket Button Head Cap Screw, $\frac{1}{4}$ "-20 x $\frac{1}{2}$ ", Grade 8
	G10227	1	Lock Washer, $\frac{1}{4}$ "
	G11453	1	Fender Washer, $\frac{1}{4}$ "
25	G2100-03	3	Bearing, $\frac{7}{8}$ " Hex Bore, Spherical
26	GA5202	1	Sprocket, 34 Tooth, See "Point Row Clutch" on page P53 , For Machines Equipped With Point Row Clutches
	G10233	-	Machine Bushing, 1", 10 Gauge (As Required)
28	G10038	1	Hex Head Cap Screw, $\frac{1}{2}$ "-13 x 3"
	G10128	1	Machine Bushing, $\frac{1}{2}$ ", 14 Gauge
	GB0258	1	Stepped Spacer, $\frac{7}{8}$ "
	G11389	1	Flat Washer, $\frac{1}{2}$ " Plated SAE
	G10228	1	Lock Washer, $\frac{1}{2}$ "
	G10102	1	Hex Nut, $\frac{1}{2}$ "-13
	29	GA7154	2
30	G10581	1	Hex Head Cap Screw, $\frac{1}{2}$ "-13 x 2 $\frac{1}{4}$ "
	G10128	1	Machine Bushing, $\frac{1}{2}$ ", 14 Gauge
	GD7889	1	Bushing, 1" O.D. x $\frac{9}{16}$ " I.D. x $\frac{7}{16}$ " Long
	G10228	1	Lock Washer, $\frac{1}{2}$ "
	G10102	1	Hex Nut, $\frac{1}{2}$ "-13
31	G10036	1	Hex Head Cap Screw, $\frac{5}{8}$ "-11 x 4"
	G11391	1	Flat Washer, $\frac{5}{8}$ " SAE
	G10503	1	Hex Jam Nut, $\frac{5}{8}$ "-11, Grade 2
	G10107	1	Lock Nut, $\frac{5}{8}$ "-11
32	GD13422	1	Idler Arm, R.H. Side Of Planter (Shown)
	GD13394	-	Idler Arm, L.H. Side Of Planter
33	G10033	1	Hex Head Cap Screw, $\frac{1}{2}$ "-13 x 3 $\frac{1}{2}$ "
	G11389	1	Flat Washer, $\frac{1}{2}$ " Plated SAE
	G10228	1	Lock Washer, $\frac{1}{2}$ "
	G10102	1	Hex Nut, $\frac{1}{2}$ "-13
34	GD10407	1	Chain Support
35	G10303	12	Carriage Bolt, $\frac{5}{16}$ "-18 x 1"
	G10232	12	Lock Washer, $\frac{5}{16}$ "
	G10106	12	Hex Nut, $\frac{5}{16}$ "-18
36	GA10063	1	Module
37	---	-	See "Contact Drive Wheel Assembly" on page P45
38	GD15696	2	Strap
39	---	-	See "Ground Drive Wheel Assembly" on page P43
40	GD14595	1	Spring Tension Link
A	G1K380	1	Wrap Spring Wrench Replacement Kit, Gold Collar, R.H. (Items 1-8 And 24) (Shown)
	G1K381	-	Wrap Spring Wrench Replacement Kit, Silver Collar, L.H. (Items 1-8 And 24)

(SFP25hh)

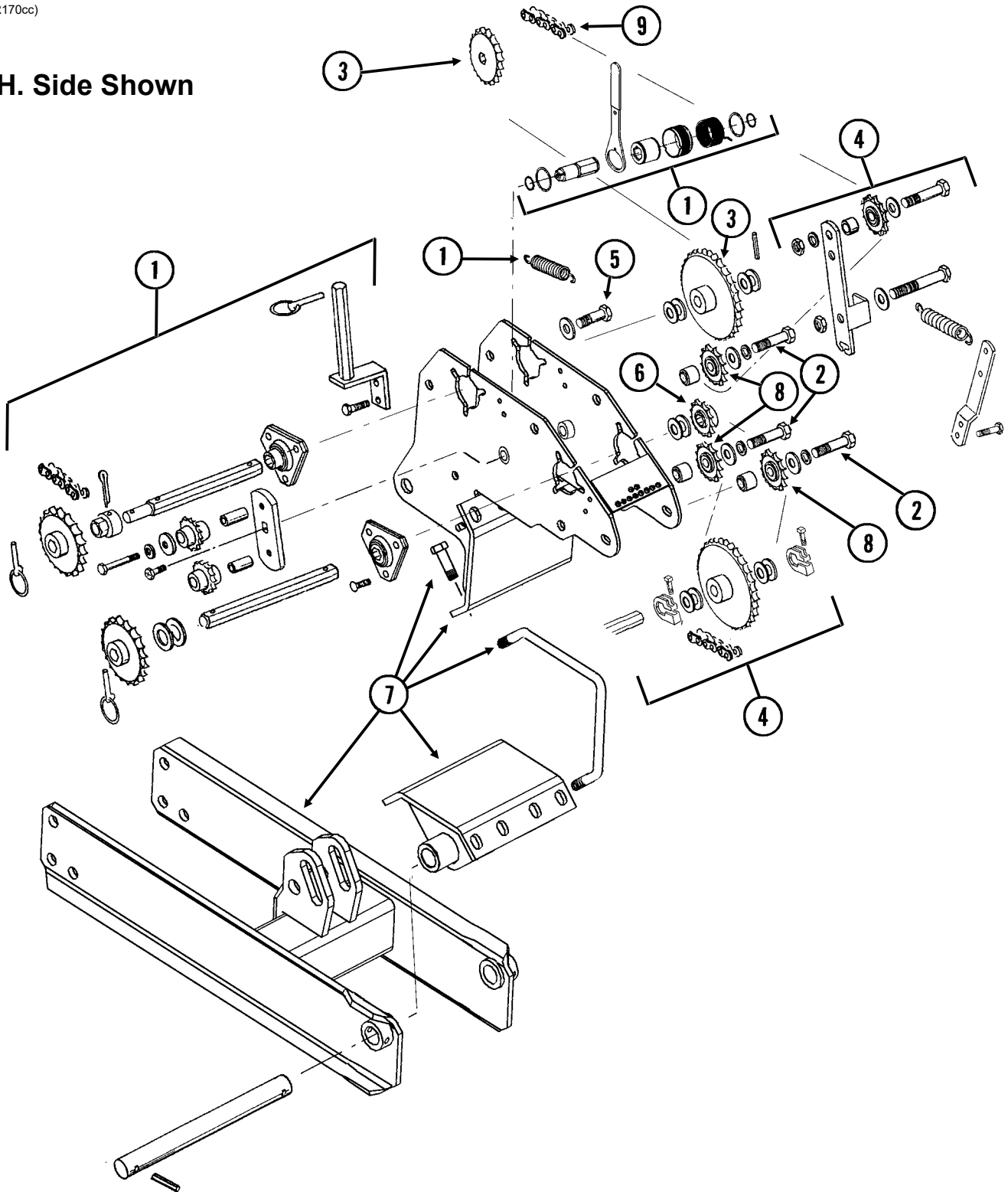
R.H. Side Shown



ITEM	PART NO.	QTY. (Per Assy.)	DESCRIPTION
1	---	-	See "Seed Rate Transmission and Module Drive Assembly" on page P47
2	G10040	1	Hex Head Cap Screw, ¼"-20 x 1¾"
	G10103	1	Hex Nut, ¼"-20
3	GD5860	1	Bar
4	GD5857	1	Spring
5	G10069	1	Hex Head Cap Screw, ⅝"-18 x 2¼"
	G11386	1	Flat Washer, ⅝" SAE
	G10106	1	Hex Nut, ⅝"-18
6	GD13394	-	Idler Arm, R.H. Side Of Planter (Shown)
	GD13422	1	Idler Arm, L.H. Side Of Planter
7	G10581	1	Hex Head Cap Screw, ½"-13 x 2¼"
	G10128	1	Machine Bushing, ½", 14 Gauge
	GD7889	1	Bushing, 1" O.D. x ⅝" I.D. x 7/16" Long
	G10228	1	Lock Washer, ½"
	G10102	1	Hex Nut, ½"-13
8	GA7154	1	Sprocket W/Bearing, 18 Tooth
9	G10064	1	Hex Head Cap Screw, ¼"-20 x 1"
	G10227	1	Lock Washer, ¼"
	G10103	1	Hex Nut, ¼"-20
10	G11028	1	Hex Head Cap Screw, ⅝"-11 x 4½", Full Thread
	G11391	1	Flat Washer, ⅝" SAE
	GD3180-15	1	Sleeve, ⅝" I.D. x 7/8" O.D. x 15/32" Long
	G10104	1	Hex Nut, ⅝"-11
	G11391	1	Flat Washer, ⅝" SAE
	G10107	1	Lock Nut, ⅝"-11
11	GA5105	1	Sprocket, 15 Tooth
12	G10602	7	Spring Pin, ¼" x 1½"
13	G10233	1	Machine Bushing, 1", 10 Gauge
14	GD0914-66	-	Hex Shaft, 7/8" x 66", 6 Row 30" (No Holes) (Two Per Planter)
	GD0914-86	-	Hex Shaft, 7/8" x 86", 6 Row 36"/38"/40" (No Holes) (Two Per Planter)
	GD0914-96	-	Hex Shaft, 7/8" x 96", 8 Row 30" (No Holes) (Two Per Planter)
	GD0914-126	-	Hex Shaft, 7/8" x 126", 8 Row 36"/38"/40" (No Holes) (Two Per Planter)
15	GD11045	2	Lock Clamp
16	G10130	2	Square Head Machine Bolt, ⅝"-18 x 1 ¾"
	G10923	2	Flange Nut, ⅝"-18, No Serration
17	G3310-75	1	Chain, No. 40, 75 Pitch Including Connector Link And Offset Link
	GR0912	-	Connector Link, No. 40
	GR0911	-	Offset Link, No. 40
18	GA5114	1	Sprocket, 30 Tooth
19	GA2180	1	Hanger Bearing, 7/8" Hex Bore
20	G10004	2	Hex Head Cap Screw, ⅜"-16 x 1¼"
	G11387	2	Flat Washer, ⅜" SAE
	G10229	2	Lock Washer, ⅜"
	G10101	2	Hex Nut, ⅜"-16
A	GA11331	-	Lock Clamp Assembly (Items 15 And 16)

(PLTR170cc)


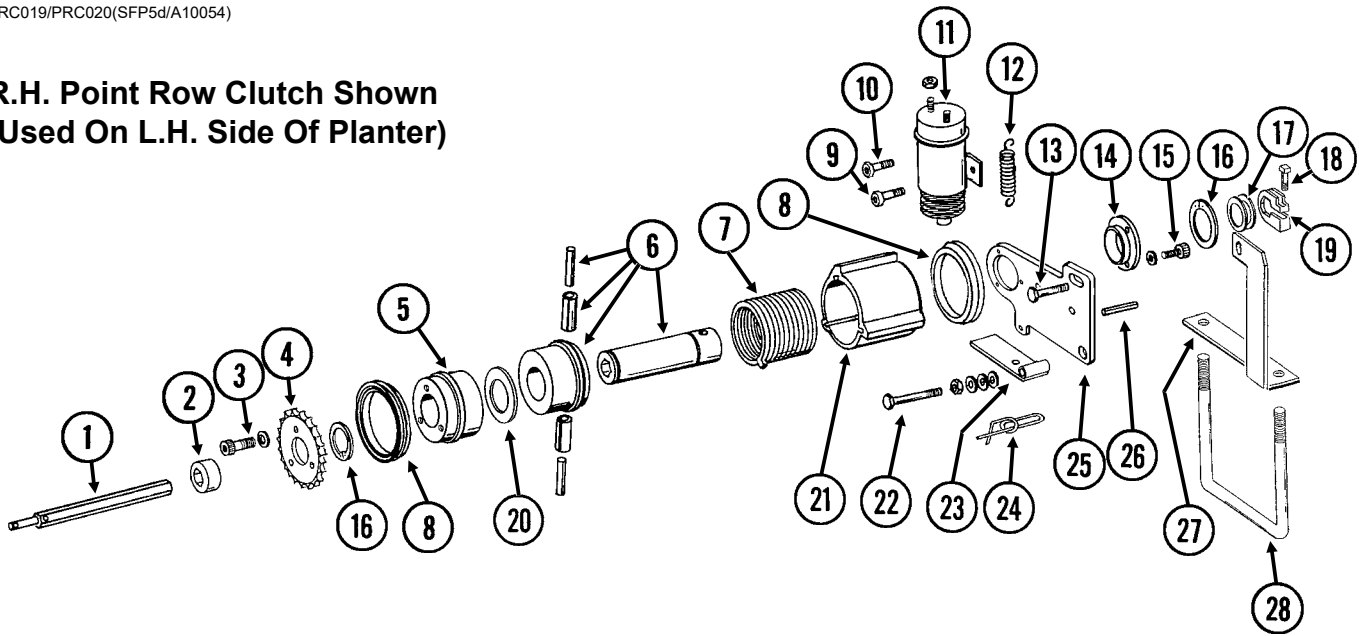
R.H. Side Shown



ITEM	PART NO.	QTY. (Per Assy.)	DESCRIPTION
1	---	-	See "Seed Rate Transmission and Module Drive Assembly" on page P47
2	G10397	3	Hex Head Cap Screw, 1/2"-13 x 2 3/4"
	G10128	3	Machine Bushing, 1/2", 14 Gauge
	G11389	3	Flat Washer, 1/2" Plated SAE
	GB0258	3	Stepped Spacer, 7/8"
	G10228	3	Lock Washer, 1/2"
	G10102	3	Hex Nut, 1/2"-13
3	---	-	See "Contact Drive Wheel Assembly" on page P45
4	---	-	See "Module Drive" on page P49
5	G10005	2	Hex Head Cap Screw, 5/8"-11 x 1 3/4"
	G11391	2	Flat Washer, 5/8" SAE
	GD3180-15	2	Sleeve, 5/8" I.D. x 7/8" O.D. x 1 5/32" Long
	G10107	2	Lock Nut, 5/8"-11
6	GA5105	1	Sprocket, 15 Tooth
7	---	-	See "Ground Drive Wheel Assembly" on page P43
8	GA7154	2	Sprocket W/Bearing, 18 Tooth
9	G3310-204	1	Chain, No. 40, 204 Pitch Including Connector Link
	GR0912	-	Connector Link, No. 40

PRC019/PRC020(SFP5d/A10054)

R.H. Point Row Clutch Shown
(Used On L.H. Side Of Planter)



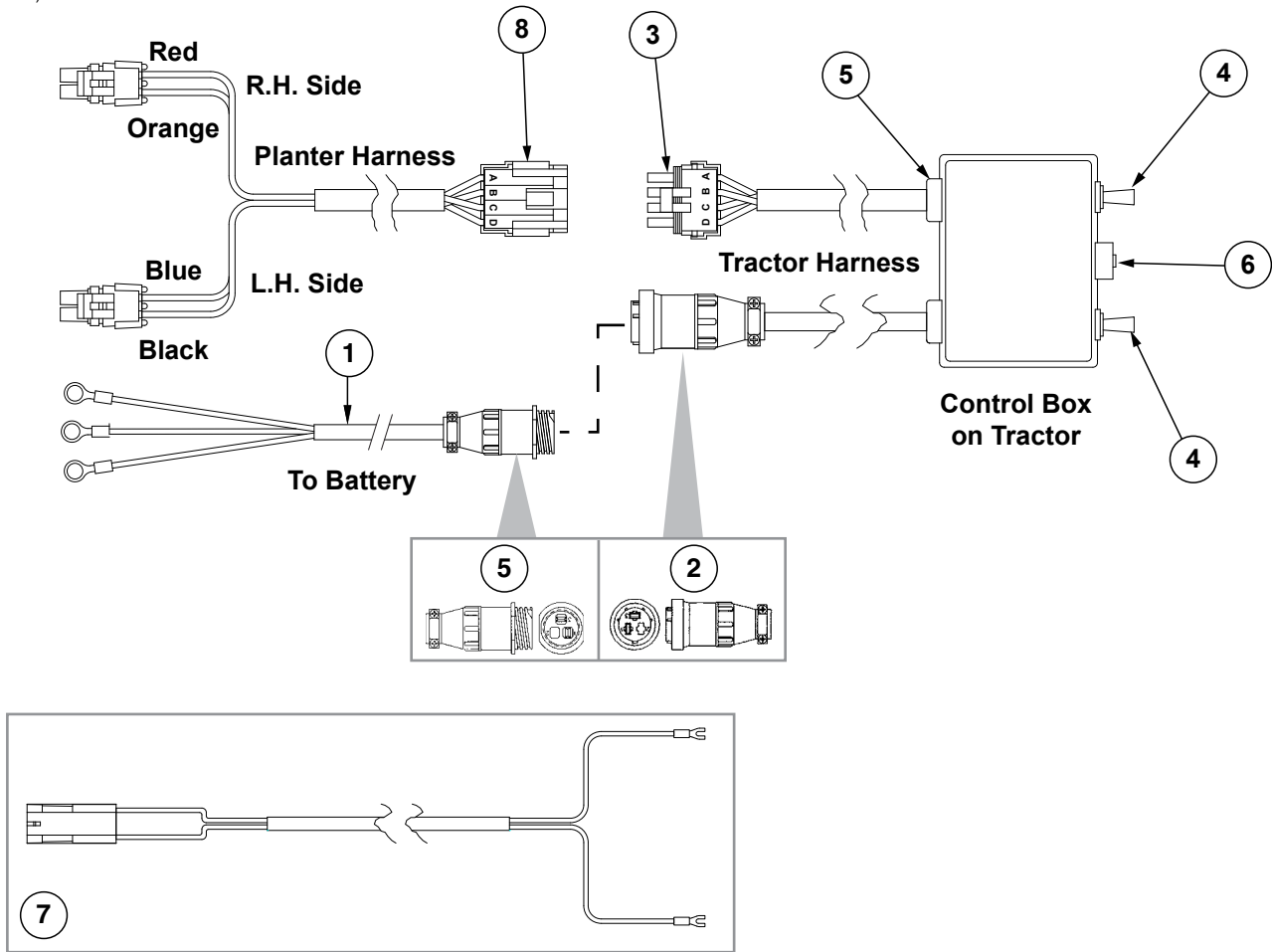
Point Row Clutch

Model 3115

M0299-02

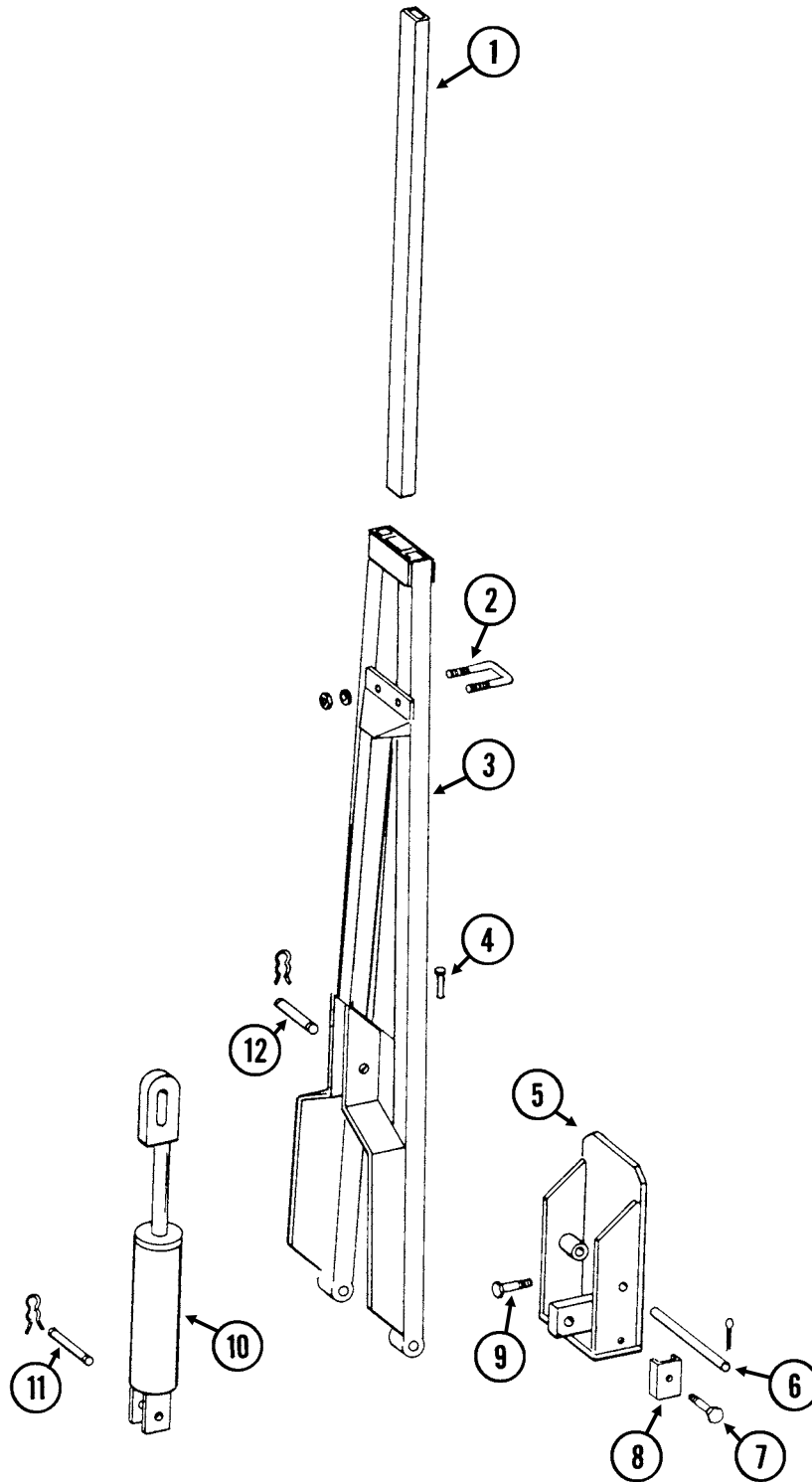
ITEM	PART NO.	QTY. (Per Assy.)	DESCRIPTION
1	GD10527	1	Input Shaft, 7/8" x 15 1/2"
2	GD10200	1	Sleeve, 3/4" Long
3	G10023	3	Hex Head Cap Screw, 1/4"-20 x 3/4"
	G10227	3	Lock Washer, 1/4"
4	GD10525	1	Sprocket, 34 Tooth
5	GD10104	1	Input Hub
6	GA7137	1	Hub/Sleeve Assembly W/Spring Pins
	G11934	2	Coiled Spring Pin, 1/4" x 1" (Included W/GA7137)
7	GD9672	1	Spring, R.H. (Shown)
	GD9671	-	Spring, L.H.
8	GD14512	2	V-Ring Seal
9	G10900	1	Hex Socket Head Cap Screw, 1/4"-20 x 1 3/4", Grade 8
	G10227	1	Lock Washer, 1/4"
	G10103	2	Hex Nut, 1/4"-20
10	G10023	1	Hex Head Cap Screw, 1/4"-20 x 3/4"
	G10227	1	Lock Washer, 1/4"
	G10103	1	Hex Nut, 1/4"-20
11	GA8393	1	Solenoid Complete
	GR1306	1	Snap Ring (Included W/GA8393)
	GR1303	1	Spring (Included W/GA8393)
	GR1304	1	Boot (Included W/GA8393)
	GR1305	1	Plunger (Included W/GA8393)
12	GD10123	1	Spring
13	G10003	1	Hex Head Cap Screw, 3/8"-16 x 1 1/2"
	G11387	2	Flat Washer, 3/8" SAE
	G10101	1	Hex Nut, 3/8"-16
14	GD9667	1	Bushing
15	G10253	3	Hex Socket Head Screw, No. 10-32 x 1/2"
	G10257	3	Lock Washer, No. 10
16	G10496	2	External Inverted Snap Ring, 1 1/2"
17	G10233	-	Machine Bushing, 1", 10 Gauge
18	G10130	-	Square Head Machine Bolt, 5/16"-18 x 1 3/4"
	G10923	-	Flange Nut, 5/16"-18, No Serration
19	GD11045	-	Lock Clamp
20	GD14513	1	Felt Washer
21	GD30903	1	Stop Collar
22	G10939	1	Hex Head Cap Screw, 3/8"-16 x 2 1/4"
	G10101	1	Hex Nut, 3/8"-16
	G11387	1	Flat Washer, 3/8" SAE
	G10229	2	Lock Washer, 3/8"
	G10497	1	Hex Jam Nut, 3/8"-16, Grade 2
23	GD30902	1	Actuator Arm
24	GD11120	1	Rue Ring Cotter, 5/16"
25	GD10103	1	Mounting Plate
26	G10859	1	Spring Pin, 3/16" x 2 1/4"
27	GD10529	1	Bracket, L.H. (Shown)
	GD10528	-	Bracket, R.H.
28	GD7145	1	U-Bolt, 7" x 7" x 1/2"-13
	G10111	2	Lock Nut, 1/2"-13
29	GA10054	1	Ground Cable, Green
A	GA11331	-	Lock Clamp Assembly (Items 18 And 19)
B	GA7418	-	Point Row Clutch Assembly, R.H. (Shown) (Items 3-12, 14-16, 20-26 And 29)
	GA7417	-	Point Row Clutch Assembly, L.H. (Items 3-12, 14-16, 20-26 And 29)

(A25955)



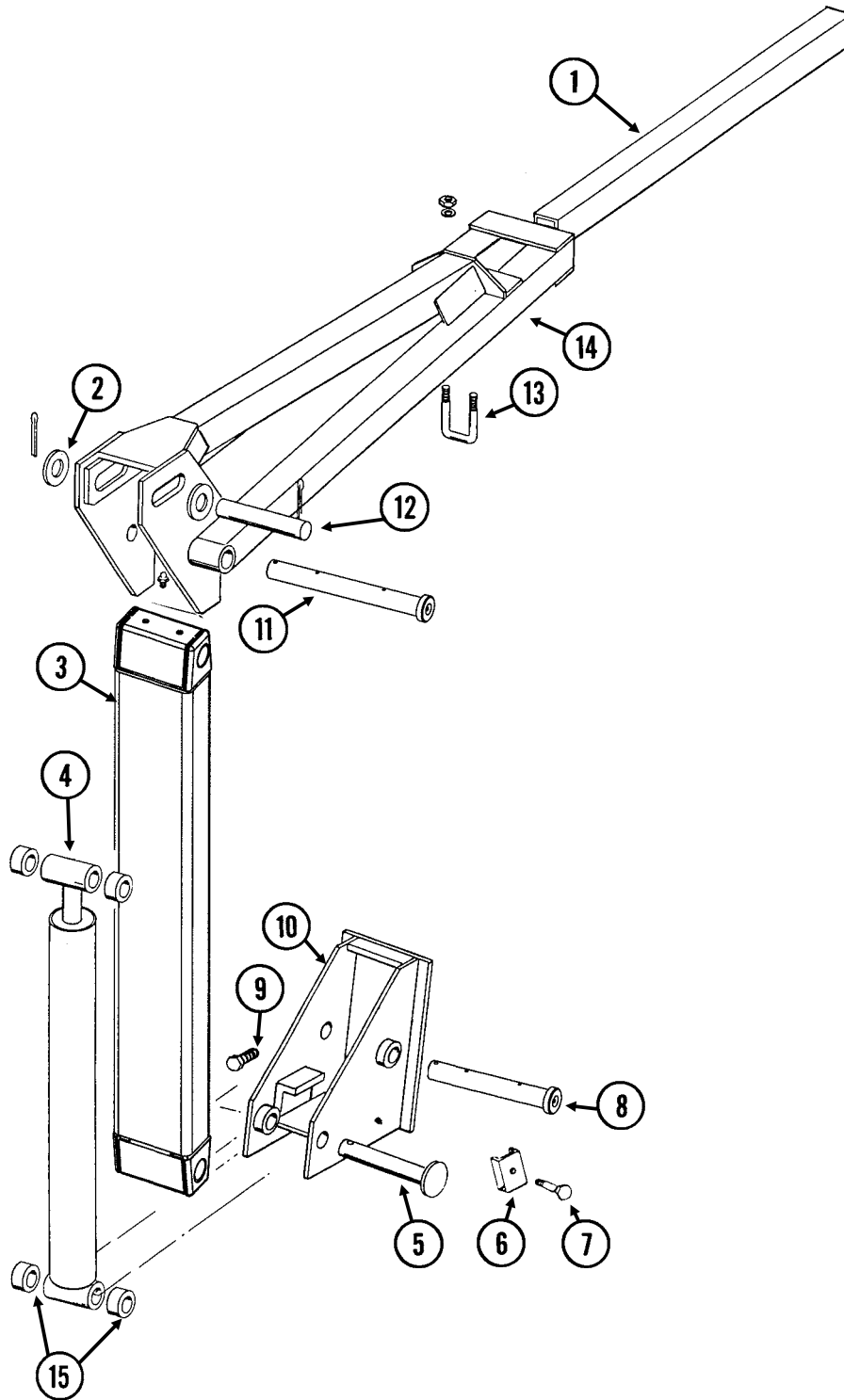
ITEM	PART NO.	QTY. (Per Assy.)	DESCRIPTION
1	GA17547	1	Power Adapter Cable
2	G1K268	-	Console Cable Connector Kit, Includes: (1) 3-Pin Connector, (1) Cable Clamp, (1) Lock Ring, (3) Female Terminal Pins
3	GA25528	1	Harness W/4-Pin Connector, 152"
	GA8329	-	4-Pin Connector W/Male Housing, 4 Seals And 4 Socket Contacts (Included W/GR1447)
4	GA7144	2	Two Position Switch
5	G1K267	-	Power Lead Adapter Connector Kit, Includes: (1) 3-Pin Connector, (1) Cable Clamp, (3) Male Terminal Pins
6	GA7165	1	Circuit Breaker, 12 Amp
7	GA25527	1	Control Box Harness
8	GA25863	1	Harness
	GA8328	-	4-Pin Connector W/Female Housing, 4 Seals and 4 Pin Contacts (Included W/ GA25863)
A	GA25955	-	Control Box Assembly (Items 4, 6, and 8)

MKR010(MKR1a)



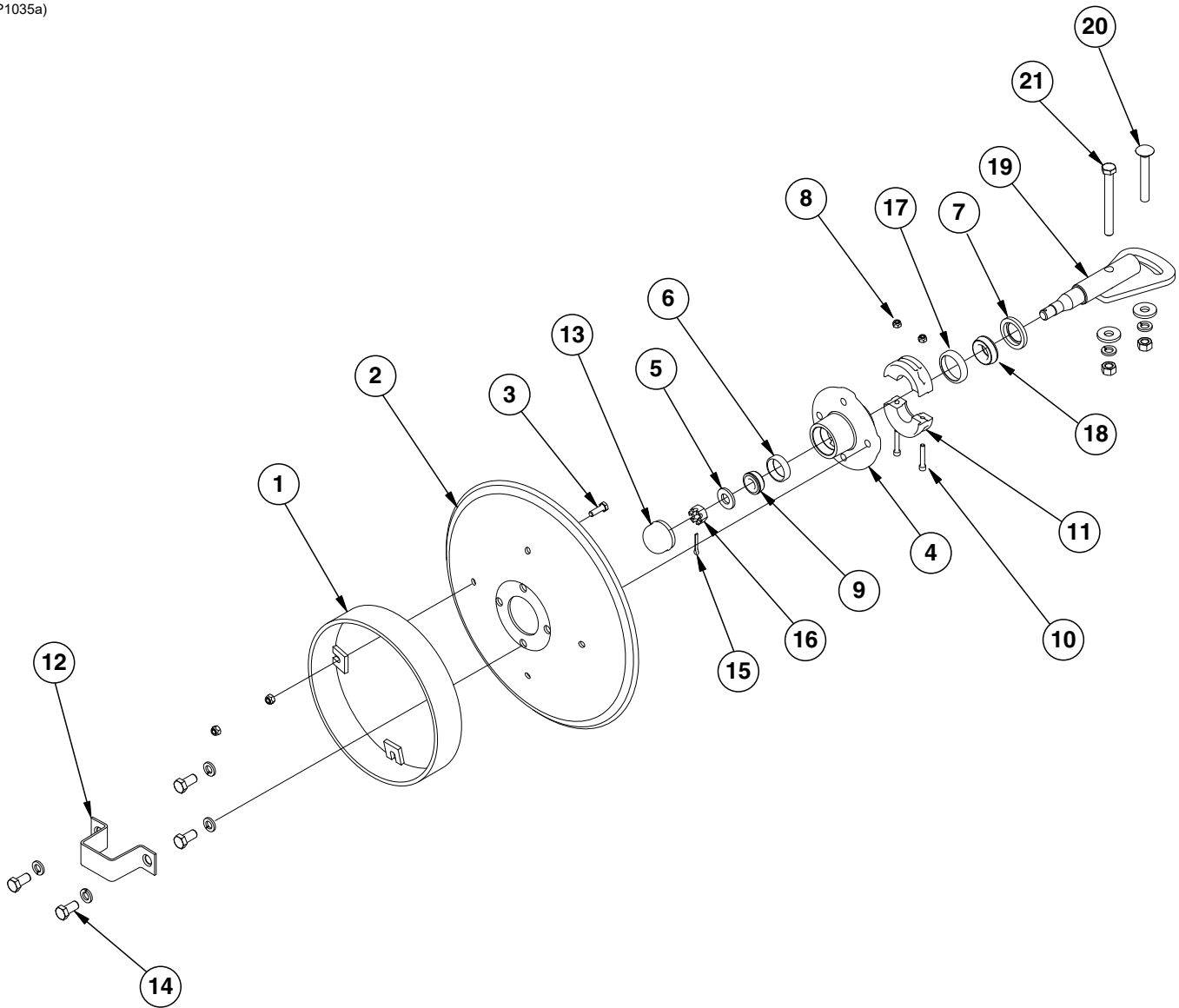
ITEM	PART NO.	QTY. (Per Assy.)	DESCRIPTION
1	GD0453-02	1	Extension Tube, 40"
2	GD2721	1	U-Bolt, 2" x 2" x 1/2"-13
	G10228	2	Lock Washer, 1/2"
	G10102	2	Hex Nut, 1/2"-13
3	GA5183	-	Arm W/Grease Fittings, 58 1/2"
	G10640	-	Grease Fitting, 1/4"-28 (Included W/GA5183)
4	GD0462	1	Safety Lockup Pin
	G10670	1	Hair Pin Clip, No. 3
	G10187	1	Spring Pin, 5/32" x 2"
5	GA5178	-	Mount W/Grease Fittings
	G10640	-	Grease Fitting, 1/4"-28 (Included W/GA5178)
6	GD0438	1	Pin, 13 1/2"
	G10460	2	Cotter Pin, 1/4" x 2"
7	G10133	1	Hex Head Cap Screw, 5/16"-18 x 1 1/2"
	G10232	1	Lock Washer, 5/16"
	G10106	1	Hex Nut, 5/16"-18
8	GD5892	1	Hose Clamp, 5/8" x 1 1/2" x 1 1/2"
9	G10008	4	Hex Head Cap Screw, 5/8"-11 x 2"
	G10230	4	Lock Washer, 5/8"
10	---	-	See "Row Marker Cylinder, 6 Row 30" on page P63
11	GR0367	1	Pin, 1" x 2 7/8"
	GR0193	2	Hair Pin Clip
12	GR0375	1	Pin, 1" x 3 1/2"
	GR0193	2	Hair Pin Clip

(MKR2ff)



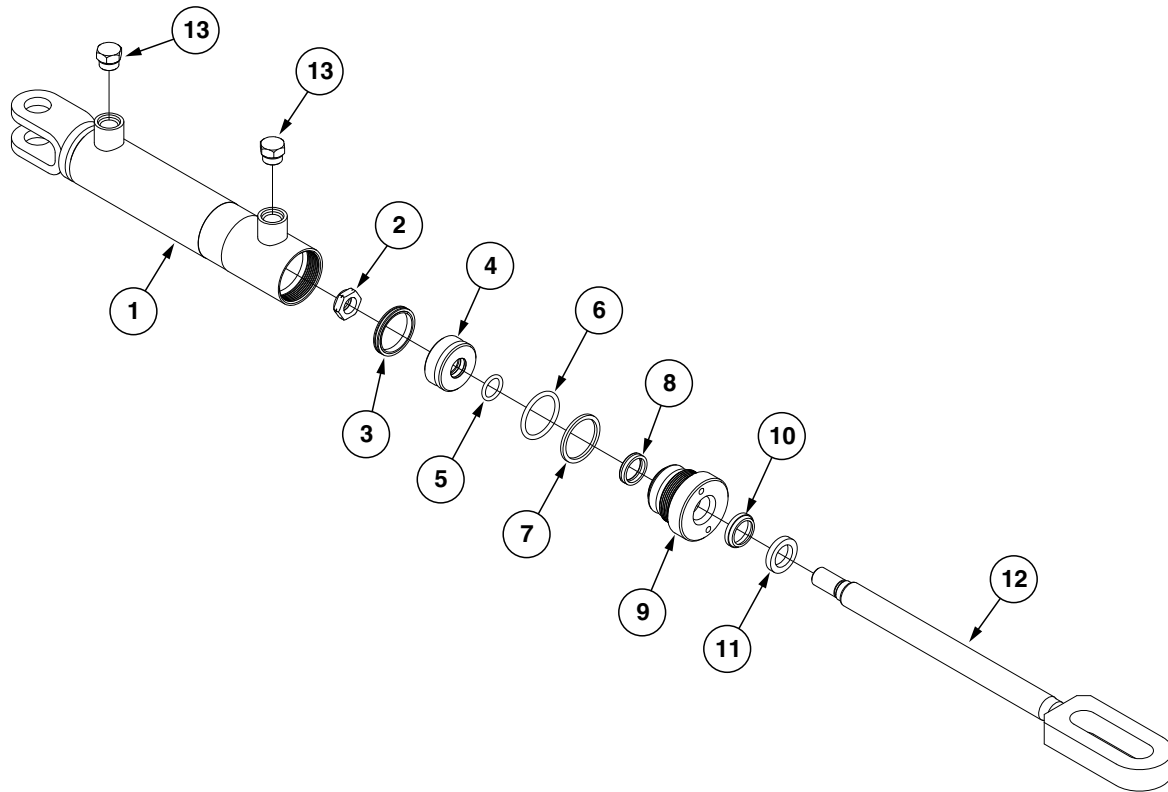
ITEM	PART NO.	QTY. (Per Assy.)	DESCRIPTION
1	GD0453-04	1	Extension Tube, 60", 6 Row 36"/38"/40"
	GD0453-03	-	Extension Tube, 50", 8 Row 30"
	GD0453-08	-	Extension Tube, 65", 8 Row 36"/38"/40"
2	G11396	2	Flat Washer, 1¼" SAE
3	GA11591	1	Arm, First Stage
4	---	-	See "Row Marker Cylinder, 6 Row 36"/38"/40" and 8 Row 36"/38"/40" on page P64
5	GD15386	1	Pin, 1¼" x 7⅝"
	G10460	1	Cotter Pin, ¼" x 2"
6	GD5875	1	Hose Clamp, ⅞" x 2½" x 2"
7	G10133	1	Hex Head Cap Screw, ⅝"-18 x 1½"
	G10232	1	Lock Washer, ⅞"
	G10106	1	Hex Nut, ⅞"-18
	G10228	2	Lock Washer, ½"
	G10102	2	Hex Nut, ½"-13
8	GA11767	1	Pin W/Grease Fitting, 1¼" x 9½"
	G10640	1	Grease Fitting, ¼"-28 (Included W/GA11767)
	G10460	2	Cotter Pin, ¼" x 2"
9	G10879	4	Flanged 12 Point Bolt, ⅝"-11 x 2", Special Hardened
10	GA5130	1	Mount
11	GA11766	1	Pin W/Grease Fitting, 1¼" x 11⅝"
	G10640	1	Grease Fitting, ¼"-28 (Included GA11766)
	G10460	2	Cotter Pin, ¼" x 2"
12	GD2161	1	Pin, 1¼" x 8¼"
	G10460	2	Cotter Pin, ¼" x 2"
13	GD2721	1	U-Bolt, 2" x 2" x ½"-13
14	GA5190	1	Arm, Second Stage, 35", 6 Row 36"/38"/40"
	GA5188	-	Arm, Second Stage, 46", 8 Row 30"
	GA5192	-	Arm, Second Stage, 67", 8 Row 36"/38"/40"
15	GD0752-41	-	Sleeve, 1" (If Applicable)

(IP1035a)



ITEM	PART NO.	QTY. (Per Assy.)	DESCRIPTION
1	GA5853	1	Depth Band
2	GD0746	1	Disc Blade, Solid, 16" (Shown)
	GD10283	-	Disc Blade, Notched, 16" (Optional)
3	G10019	4	Hex Head Cap Screw, 5/16"-18 x 1"
	G10109	4	Lock Nut, 5/16"-18, Grade 8
4	GA26876	1	Hub W/Cups, 4 Bolt (Includes Items 6 and 17)
5	G11391	1	Flat Washer, 5/8" SAE
6	GR0151	1	Outer Cup
7	GD21540	1	Grease Seal
8	G10110	2	Lock Nut, 1/4"-20, Grade B
9	GA0257	1	Bearing
10	G11418	2	Hex Socket Head Cap Screw, 1/4"-20 x 1 1/2"
11	GB0554	2	Hub Shield
12	GD2597	1	Retainer
13	GD0840	1	Dust Cap
14	G10722	4	Hex Head Cap Screw, 1/2"-20 x 1"
	G10228	4	Lock Washer, 1/2"
15	G10544	1	Cotter Pin, 5/32" x 1"
16	G10725	1	Slotted Hex Nut, 5/8"-18
17	GR0150	1	Inner Cup
18	GA0245	1	Bearing
19	GA15151	1	Spindle
20	G10844	1	Carriage Bolt, 1/2"-13 x 3 1/2"
	G10168	1	Machine Bushing, 1/2", 7 Gauge
	G10228	1	Lock Washer, 1/2"
	G10102	1	Hex Nut, 1/2"-13
21	G10045	1	Hex Head Cap Screw, 1/2"-13 x 4 1/2"
	G10168	2	Machine Bushing, 1/2", 7 Gauge
	G10228	2	Lock Washer, 1/2"
	G10102	2	Hex Nut, 1/2"-13
A	GA26909	-	Hub And Spindle Assembly, (Items 4-7, 9, and 12-19)

(IP1528)



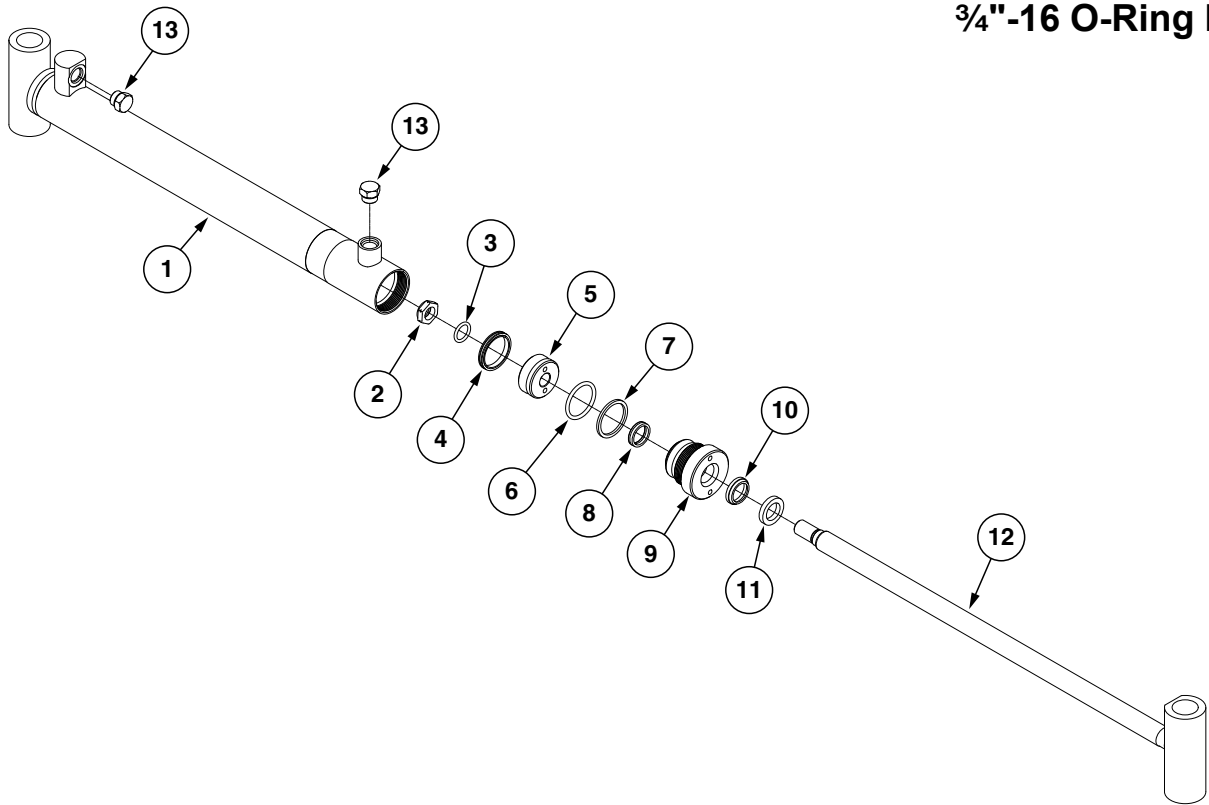
ITEM	PART NO.	QTY.	DESCRIPTION
1	A8775	1	Barrel (Non-Stock Item)
2	GD27233	1	Nylon Lock Nut, 3/4"-16, Grade 8
3	*A26166	1	BP Seal
4	GD29689	1	Piston
5	*D29692	1	O-Ring, No. 211
6	*D12235	1	O-Ring, No. 326
7	*D12236	1	Back-Up Ring
8	*D12256	1	U-Cup
9	GD12510	1	Gland
10	*D12233	1	Wiper Rod
11	GD12101	1	Ring
12	GA21168	1	Rod
13	G6408-08	2	Plug W/O-Ring, 3/4"-16 O-Ring
	GR1037	-	O-Ring

A	GA21167	-	Cylinder Complete, 2" x 8" (Part Number Stamped On Barrel)
B	GR2229	-	Seal Kit, Includes: (1) Wiper, (2) U-Cup, (3) O-Rings, (1) BU Ring, (1) BP Seal, (1) Instruction Sheet

*Item is part of seal kit, item can not be purchased individually.

(IP1527)

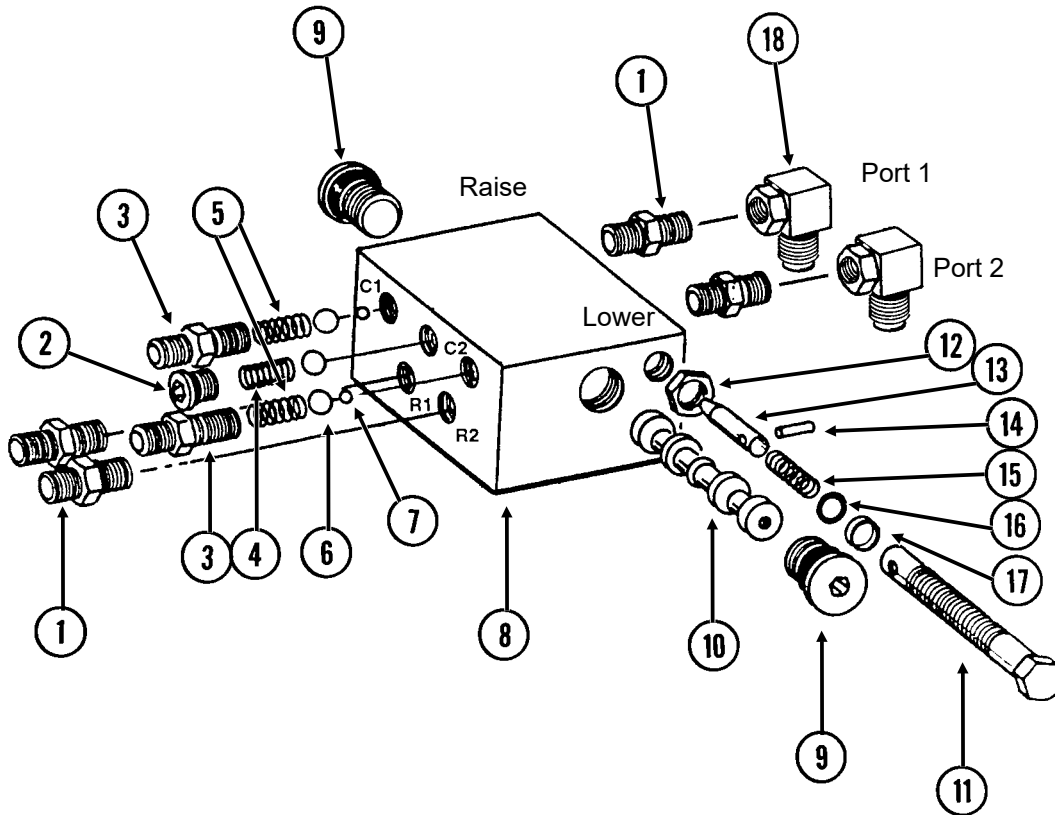
3/4"-16 O-Ring Ports



ITEM	PART NO.	QTY.	DESCRIPTION
1	A9442	1	Barrel (Non-Stock Item)
2	GD27233	1	Nylon Lock Nut, 3/4"-16, Grade 8
3	*D29692	1	O-Ring, No. 211
4	*A26166	1	BP Seal
5	GD29689	1	Piston
6	*D12235	1	O-Ring, No. 326
7	*D12236	1	Back-Up Ring
8	*D12256	1	U-Cup
9	GD12510	1	Gland
10	*D12233	1	Wiper Rod
11	GD12101	1	Ring
12	GA21159	1	Rod
13	G6408-08	2	Plug W/O-Ring, 3/4"-16 O-Ring
	GR1037	-	O-Ring
A	GA21158	-	Cylinder Complete, 2" x 20 1/16" (Part Number Stamped On Barrel)
B	GR2229	-	Seal Kit, Includes: (1) Wiper, (2) U-Cup, (3) O-Rings, (1) BU Ring, (1) BP Seal, (1) Instruction Sheet

*Item is part of seal kit, item can not be purchased individually.

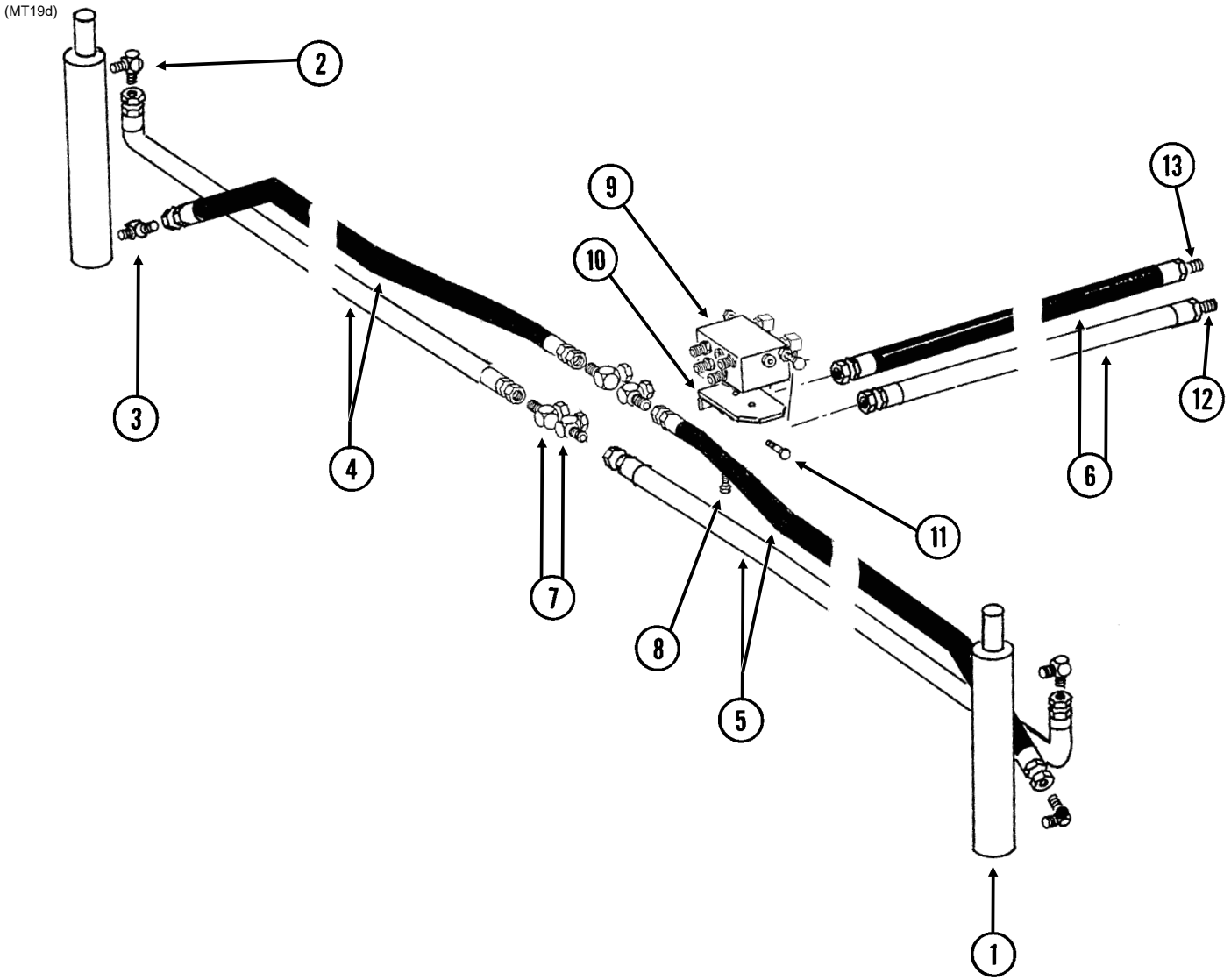
(PT9cc)



ITEM	PART NO.	QTY.	DESCRIPTION
1	G6400-06 GR1045	4 -	Connector W/O-Ring, 1/16"-18 Male JIC To O-Ring O-Ring
2	*R1034 GR1035	2 -	Hex Socket Plug W/O-Ring O-Ring
3	*R1032 GR1045	2 -	Port Adapter W/O-Ring O-Ring
4	*R1033	1	Detent Spring
5	*R1036	2	Spring
6	*R1044	3	7/16" Check Ball
7	*R1043	2	1/4" Steel Ball
8	---	1	Valve Body (Non-Stock Item)
9	*R1047 GR1037	2 -	Hex Socket Plug W/O-Ring O-Ring
10	---	-	Spool (Non-Stock Item)
11	**R1042	2	Adjustment Screw
12	**R1048	2	Hex Jam Nut, 1/2"-20
13	**R1038	2	Needle
14	**R1039	2	Spring Pin
15	**R1046	2	Compression Spring
16	**R1040	2	O-Ring
17	**R1041	2	Teflon BU Ring
A	GA5552	-	Valve Assembly Complete (Items 1-17)
B	GA20822	-	Flow Control Assembly Portion Only (Items 11-17)
C	GR2035	-	Detent Kit, Includes: (2) Hex Socket Plug W/O-Ring, (2) Port Adapter W/O-Ring, (1) Detent Spring, (2) Spring, (3) Check Ball, (2) Steel Ball

*Item is part of detent kit (GR2035), item can not be purchased individually

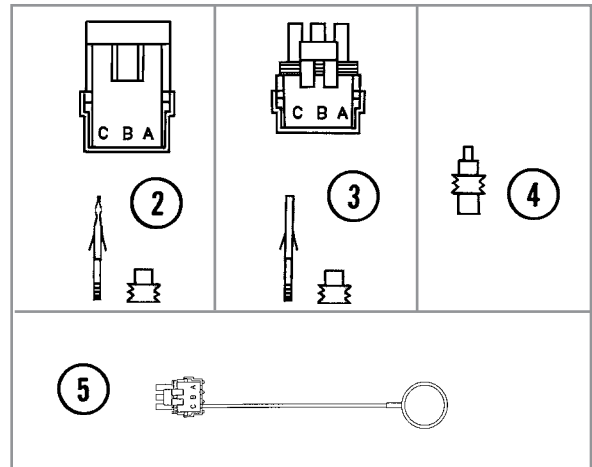
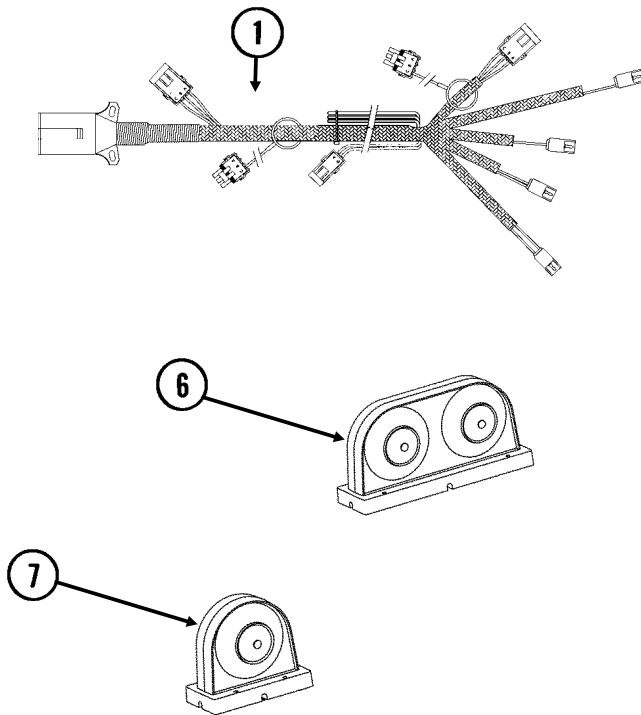
**Item is part of seal kit (GA20822), item can not be purchased individually.



ITEM	PART NO.	QTY.	DESCRIPTION
1	---	-	See "Row Marker Cylinder, 6 Row 30" on page P63 See "Row Marker Cylinder, 6 Row 36"/38"/40" and 8 Row 36"/38"/40" on page P64
2	G6801-06-08 GR1037 G6801-08 GR1037	2 - - -	Elbow W/O-Ring, 90°, 9/16"-18 Male JIC To 3/4"-16 O-Ring, 6 Row 30" O-Ring Elbow W/O-Ring, 90°, 3/4"-16 Male JIC To O-Ring, 6 Row 36"/38"/40" And 8 Row 30"/36"/38"/40" O-Ring
3	G6801-06-08 GR1037 G6400-08 GR1037 G6400-08-04 GR1465	2 - - - - -	Elbow W/O-Ring, 90°, 9/16"-18 Male JIC To 3/4"-16 O-Ring, 6 Row 30" O-Ring Connector W/O-Ring, 3/4"-16 Male JIC To O-Ring, 6 Row 36"/38"/40" And 8 Row 30"/36"/38"/40" O-Ring Connector W/O-Ring, 3/4"-16 Male JIC To 7/16"-20 O-Ring, 6 Row 36"/38"/40" And 8 Row 30"/36"/38"/40" O-Ring
4	*A1106 *A3114 *A1049 *A3154	- - - -	Hose Assembly, 1/4" x 130", 6 Row 30" Hose Assembly, 3/8" x 156", 6 Row 36"/38"/40" Hose Assembly, 3/8" x 160", 8 Row 30" Hose Assembly, 3/8" x 196", 8 Row 36"/38"/40"
5	*A1168 *A3115 *A1013 *A1028	- - - -	Hose Assembly, 1/4" x 120", 6 Row 30" Hose Assembly, 3/8" x 146", 6 Row 36"/38"/40" Hose Assembly, 3/8" x 150", 8 Row 30" Hose Assembly, 3/8" x 186", 8 Row 36"/38"/40"
6	*A26939-56	2	Hose Assembly, 3/8" x 56" (06F-1/2M NPTF W/Ext., W/Tip)
7	G6500-06 G6500-08-06	4 -	Swivel Elbow, 90°, 9/16"-18 Male JIC To Female, 6 Row 30" Swivel Elbow, 90°, 3/4"-16 Male JIC To 9/16"-18 Female, 6 Row 36"/38"/40" And 8 Row 30"/36"/38"/40"
8	G10001 G10229	2 2	Hex Head Cap Screw, 3/8"-16 x 1" Lock Washer, 3/8"
9	---	-	See "Row Marker Sequencing/Flow Control Valve" on page P65
10	GD10205	1	Mounting Angle
11	G10017 G10111	2 2	Hex Head Cap Screw, 1/2"-13 x 1 1/2" Lock Nut, 1/2"-13
12	GA26924-03	1	Hose Label/Cover, Blue (Extend)
13	GA26924-04	1	Hose Label/Cover, Blue (Retract)

* Hydraulic hose is not stocked by Kinze Repair Parts.

(PT49a/A9507a/MTR27a/ELC8)



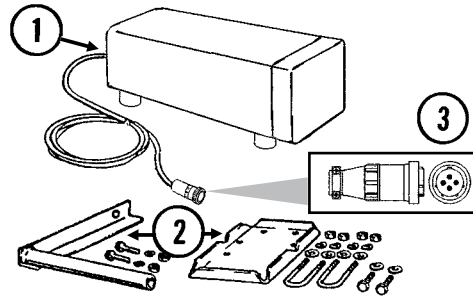
See ["Toolbar Assembly" on page P41](#) for light brackets.

See ["Digital Vacuum Gauge, Analog Vacuum Gauge, and Vacuum Fan Assembly" on page P33](#) for those electrical components.

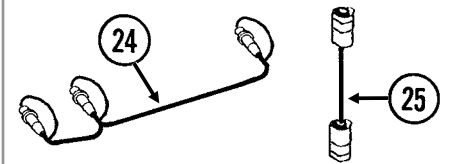
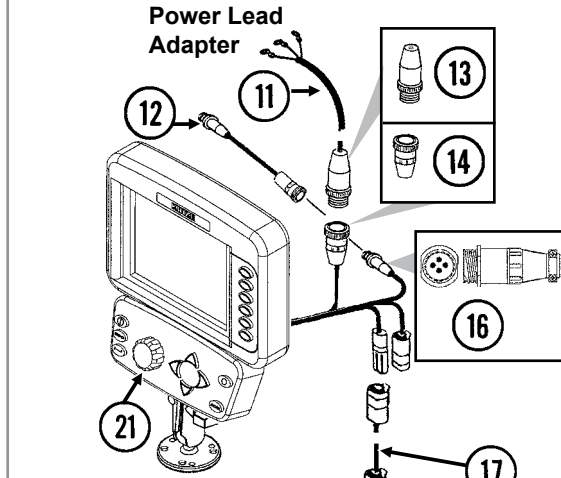
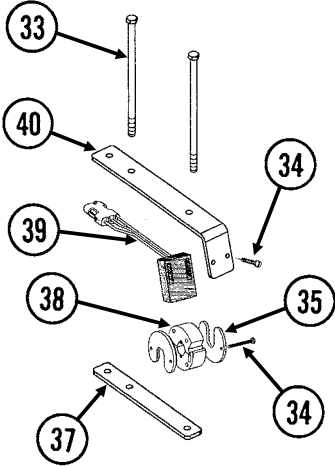
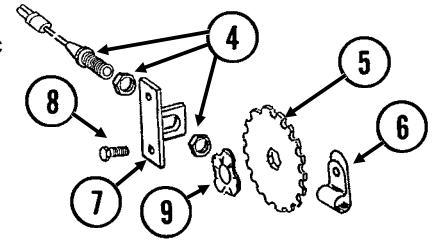
ITEM	PART NO.	QTY.	DESCRIPTION
1	GA9507	-	Wiring Harness W/7 Terminal Female Connector, 186", 6 Row 30" (4 Light Connections)
	GA9509	-	Wiring Harness W/7 Terminal Female Connector, 264", 6 Row 36"/38"/40", 8 Row 30"/36"/38"/40" (4 Light Connections)
	GA5385	-	7 Terminal Female Connector (Included W/GA9507 and GA9509)
2	G1K248	-	3-Pin Female Connector Kit (Black), Includes: (3) 3-Pin Female Housings, (9) Pin Contacts, (9) Seals
3	G1K252	-	3-Pin Male Connector Kit (Black), Includes: (3) 3-Pin Male Housings, (9) Socket Contacts, (9) Seals
4	GD11089	-	Sealing Plug
5	GA8047	-	Dust Plug (Black)
	GA6699	1	Double Light Assembly
	GA6700	1	Double Light Assembly (Shown)
	GR1956	-	Amber Lens Kit, Includes: (1) Amber Lens, (1) Gasket, and (3) Hex Head Cap Screws (Included W/GA6699 and GA6700)
	GR1957	-	Red Lens Kit, Includes: (1) Red Lens, (1) Gasket, and (3) Hex Head Cap Screws (Included W/GA6699 and GA6700)
	GR1958	-	Black Cover Kit, Includes: (1) Black Cover, (1) Gasket, and (3) Hex Head Cap Screws
6	GR1208	-	(Included W/GA6699 and GA6700) Bulb
	GA6701	2	Single Amber Light Assembly
	GR1956	-	Amber Lens Kit, Includes: (1) Amber Lens, (1) Gasket, and (3) Hex Head Cap Screws (Included W/GA6701)
7	GR1208	-	Bulb (Included W/GA6701)

(MTR46dd)

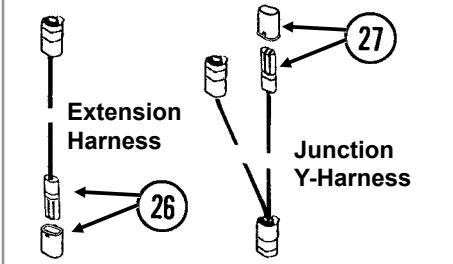
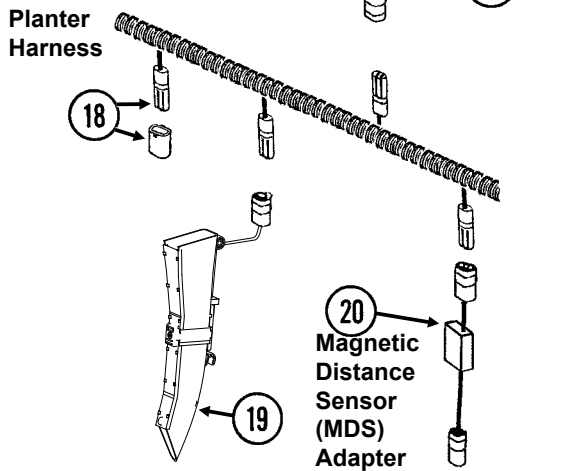
Radar Distance Sensor



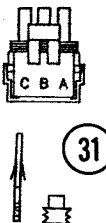
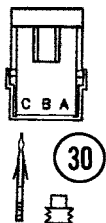
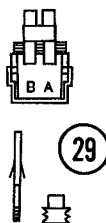
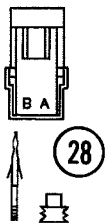
Magnetic Distance Sensor (MDS)



Radar Y-Cable Adapter Harness

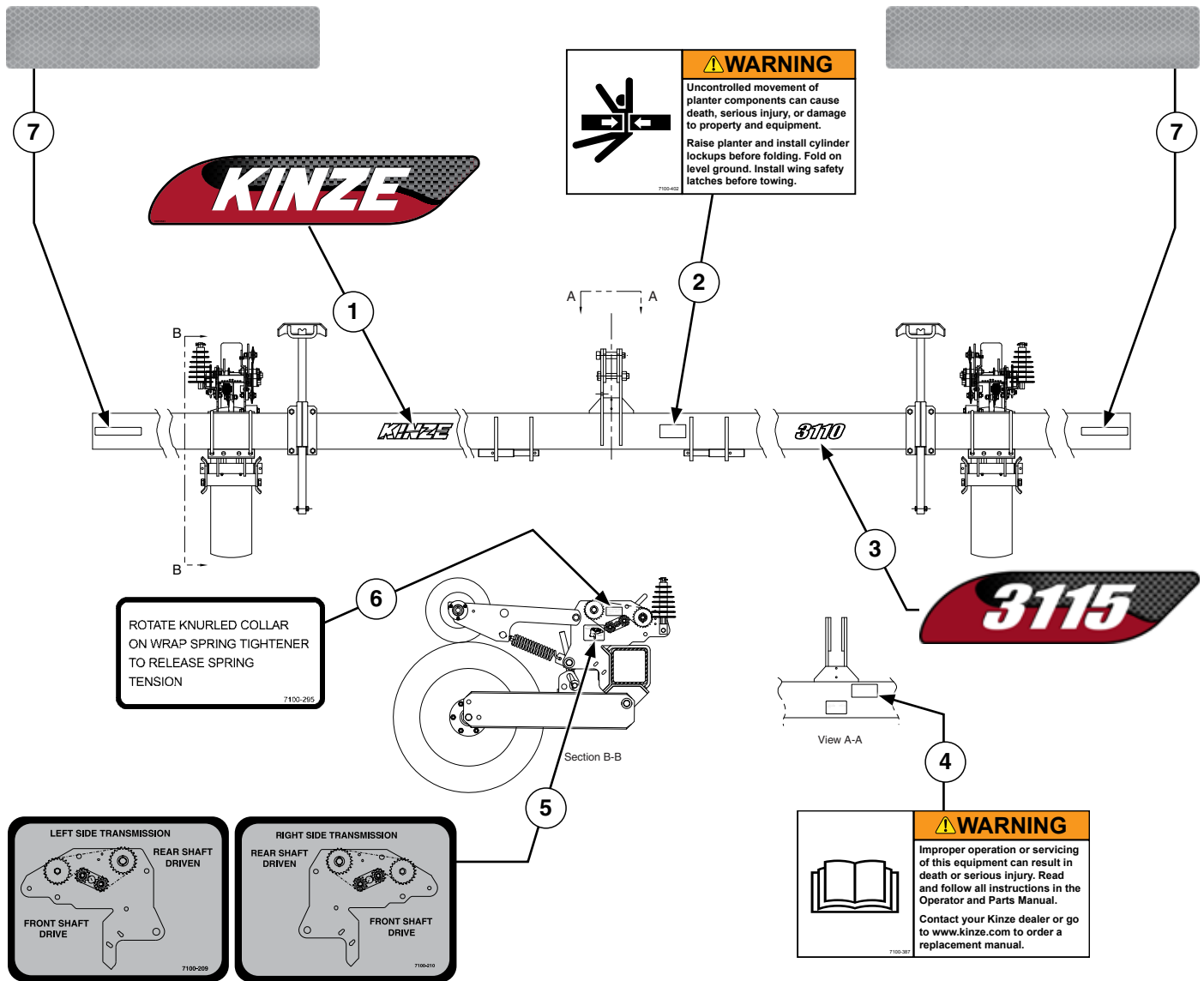


Extension Harness Junction Y-Harness

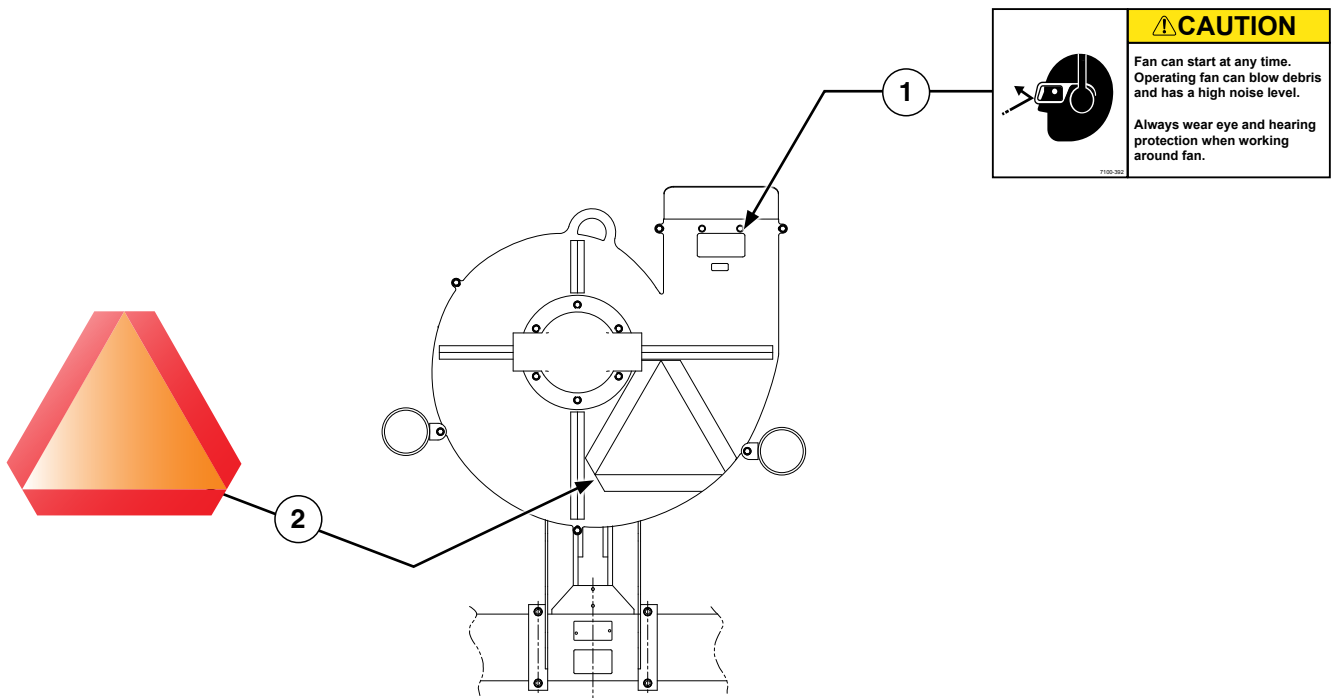


ITEM	PART NO.	QTY.	DESCRIPTION
1	GA7858	-	Radar Distance Sensor W/20' Cable
2	GA8026	-	Radar Sensor Pipe/Mounting Bracket Package
3	G1K323	-	4-Pin Connector Kit W/Female Housing, Includes: (4) Pins and (1) Cable Clamp
4	GA5600	1	Magnetic Distance Sensor
5	GD8751	-	Magnetic Distance Sensor Pulse Wheel
6	GD13348	-	Insulated Clamp, 1 ¹ / ₁₆ "
7	GD8770	1	Bracket
8	G10001	2	Hex Head Cap Screw, 3 ⁸ "-16 x 1"
	G10229	2	Lock Washer, 3 ⁸ "
	G10101	2	Hex Nut, 3 ⁸ "-16
9	GD8771	1	Spring Wave Washer
10	---	-	---
11	GA17547	1	Power Adapter Cable
12	GA9144	-	Monitor/Radar Adapter Cable, 10"
13	---	---	---
14	G1K268	-	Console Cable Connector Kit, Includes: (1) Cable Clamp, (1) 3-Pin Connector, (1) Lock Ring, (3) Female Terminal Pins
15	GA8046	-	Dust Plug (Black)
	GA9978	-	Dust Plug (Blue)
16	G1K322	-	4-Pin Connector Kit W/Male Housing, (4) Female Socket Contacts and (1) Cable Clamp
17	---	-	Included In Planter Wiring Harness, See Item 1 on page P69
18	GA8021	-	Planter Harness W/Dust Caps, 4 Row (7 Connectors)
	GA8022	-	Planter Harness W/Dust Caps, 6 Row (9 Connectors)
	GA7850	-	Planter Harness W/Dust Caps, 8 Row (12 Connectors)
	GB1090	-	Dust Cap (Included W/GA8021, GA8022, GA7850)
19	GA21515	-	Seed Tube W/Computerized Sensor
	GA20902	-	Seed Tube (With Holes For Sensor Installation) (Included W/GA21515)
20	GA7859	1	Magnetic Distance Sensor Adapter (Analog To Digital)
21	G8647x	1	KPM III Backlit Console W/Brush (Item 23), Dust Plug (Item 15), Console Mounting Bracket Hardware and Power Harness
	GA12403	-	Mounting Bracket Assembly, Includes: (2) Mounting Brackets, (2) Connector Halves, (1) Compression Spring, (1) Tension Knob, (1) 1 ⁴ "-20 x 1 ³ / ₄ " Hex Head Cap Screw, (1) 1 ⁴ " Plastic Washer, (1) 1 ⁴ " Steel Washer
	GR1762	-	Console Mounting Bracket Hardware Package, Includes: (3) No. 10-32 x 5 ⁸ " Hex Socket Pan Head Plated Screw, (3) 1 ⁴ " Plated Lock Washers (Included W/G8647X)
	GA16082	-	Power Harness (Included W/G8647X)
22	GA8047	-	Dust Plug (Black)
	GA9979	-	Dust Plug (Blue)
23	---	---	---
24	GR0586	1	Radar Y-Cable (Used To Connect Radar Distance Sensor For Multiple
25	GA7857	-	Adapter Harness, 1'
26	GA7854	-	Extension Harness W/Dust Cap, 15'
	GA7855	-	Extension Harness W/Dust Cap, 30'
	GB1090	-	Dust Cap (Included W/GA7854 and GA7855)
27	GA7853	-	Junction Y-Harness W/Dust Cap
	GB1090	-	Dust Cap (Included W/G7853)
28	G1K321	-	2-Pin Female Connector Kit (Black), Includes: (3) 2-Pin Female Housings, (6) Pin Contacts, (6) Seals
29	G1K320	-	2-Pin Male Connector Kit (Black), Includes: (3) 2-Pin Male Housings, (6) Socket Contacts, (6) Seals

ITEM	PART NO.	QTY.	DESCRIPTION
30	G1K248	-	3-Pin Female Connector Kit (Black), Includes: (3) 3-Pin Female Housings, (9) Pin Contacts, (9) Seals
	G1K362	-	3-Pin Female Connector Kit (Blue), Includes: (3) 3-Pin Female Housings, (9) Pin Contacts, (9) Seals
31	G1K252	-	3-Pin Male Connector Kit (Black), Includes: (3) 3-Pin Male Housings, (9) Pin Contacts, (9) Seals
	G1K363	-	3-Pin Male Connector Kit (Blue), Includes: (3) 3-Pin Male Housings, (9) Pin Contacts, (9) Seals
32	GD11089	-	Sealing Plug
33	G10229401	4	Hex Head Cap Screw, 3/8"-16 x 8 1/2", Grade 5
	G11387	2	Flat Washer, 3/8" SAE
	G10108	4	Lock Nut, 3/8"-16
34	G11960	2	Phillips Pan Head Machine Screw, No. 8-32 x 1 1/2", Stainless Steel
	G11961	2	Flat Washer, No. 8
	G11202	2	Lock Nut W/Nylon Insert, No. 8-32, Stainless Steel
35	GD11474	2	Cover
36	---	-	---
37	GD18168	1	Mount
38	GR1414	1	Actuator
39	GR1415	1	Rotation Sensor
40	GD18118	1	Shaft Sensor Mount
A	GA6147	-	Magnetic Distance Sensor and Mounting Package (Items 4-9)
B	GR1763	-	KPM III Loaner (Display Only)
C	GA13521	-	Shaft Sensor Mounting Package (Items 33-40)
D	GA8135	-	Shaft Rotation Kit, Includes: (2) Actuators, (2) Rotation Sensors

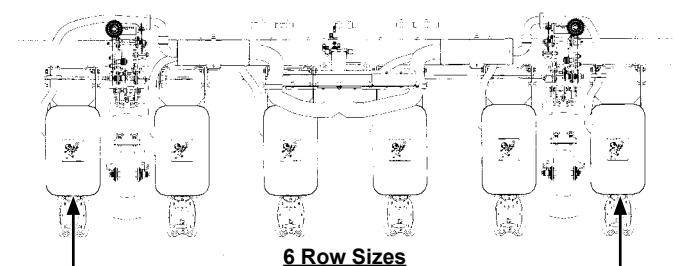


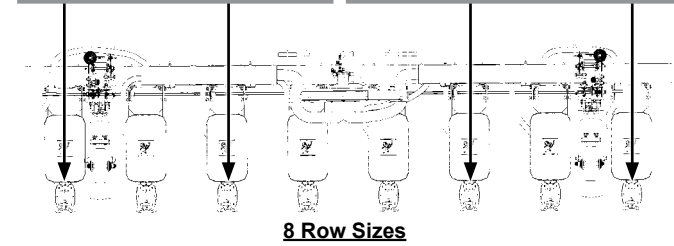

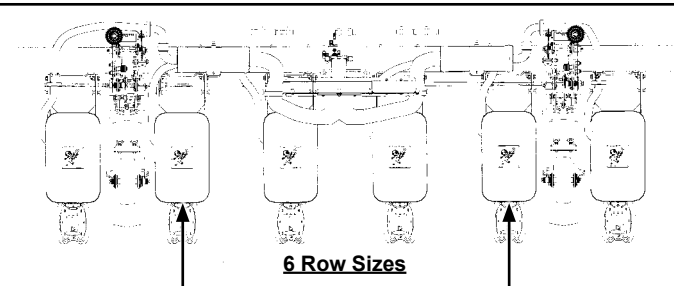


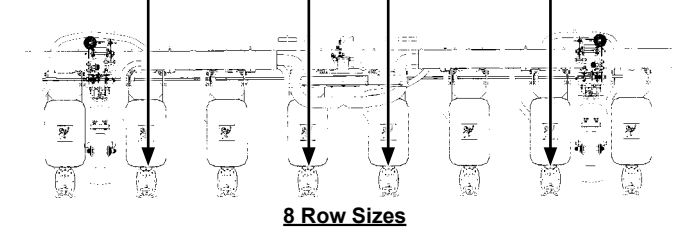



ITEM	PART NO.	QTY.	DESCRIPTION
1	G10074501	1	Decal, Kinze, 4" x 19"
2	G7100-402	1	Decal, Warning
3	G10074301	1	Decal, 3115, 4" x 15.35"
4	G7100-387	1	Decal, Warning
5	G7100-209	1	Decal, Transmission, L.H. Side
	G7100-210	1	Decal, Transmission, R.H. Side
6	G7100-295	-	Decal, Spring Tension Release
7	G7100-558	-	Reflective Decal, Amber, 2" x 9", Rectangular






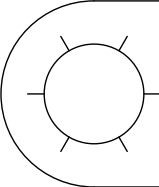



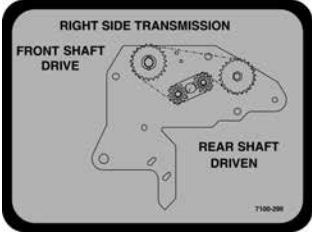
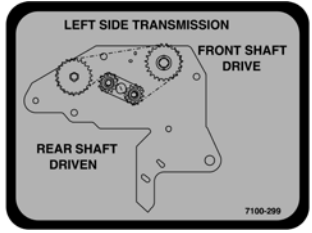
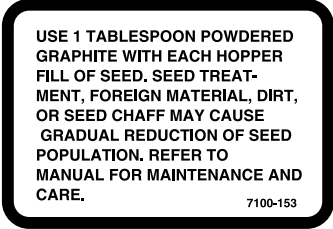




	CAUTION
	<p>Fan can start at any time. Operating fan can blow debris and has a high noise level.</p> <p>Always wear eye and hearing protection when working around fan.</p>


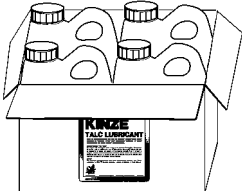
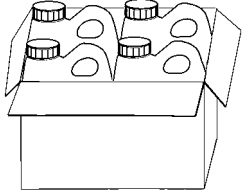



ITEM	PART NO.	QTY.	DESCRIPTION
1	G7100-392	1	Decal, Caution
2	G7100-36	1	SMV Sign

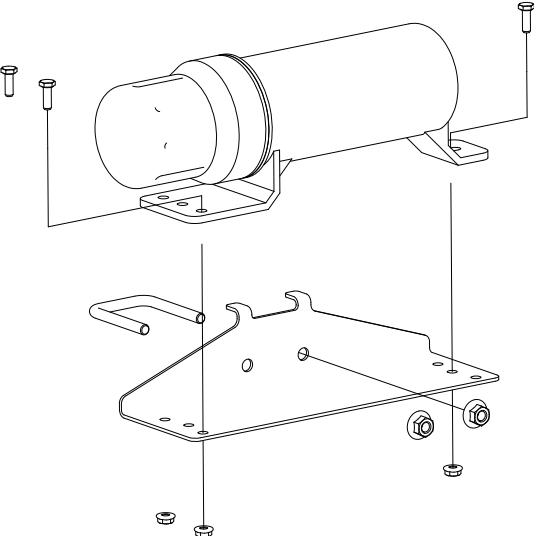

 <p style="text-align: center;">6 Row Sizes</p>	 <p>Part No.: G7100-261 Description: Reflective Decal, Red, 1 3/4" x 9", Die-Cut Quantity: 6 Row - Qty. 2; 8 Row - Qty. 4 - one per row unit - located on the hopper support</p>
 <p style="text-align: center;">Optional Granular Chemical</p>  <p style="text-align: center;">8 Row Sizes</p>	 <p>Part No.: G7100-557 Description: Reflective Decal, Red, 2" x 9", Rectangular Quantity: 6 Row - Qty. 2; 8 Row - Qty. 4 - one per row unit - located on the granular chemical hopper panel extension (if applicable)</p>
 <p style="text-align: center;">6 Row Sizes</p>	 <p>Part No.: G7100-263 Description: Reflective Decal, Orange, 1 3/4" x 9", Die-Cut Quantity: 6 Row - Qty. 2; 8 Row - Qty. 4 - one per row unit - located on the hopper support</p>
 <p style="text-align: center;">Optional Granular Chemical</p>  <p style="text-align: center;">8 Row Sizes</p>	 <p>Part No.: G7100-559 Description: Reflective Decal, Orange, 2" x 9", Rectangular Quantity: 6 Row - Qty. 2; 8 Row - Qty. 4 - one per row unit - located on the granular chemical hopper panel extension (if applicable)</p>

<p>Conventional Row Marker</p>	<p>Part No.: G7100-557 Description: Reflective Decal, Red, 2" x 9", Rectangular Quantity: 2 (Conventional - one per row marker on outside rear; Low Profile - one per row marker on bottom rear)</p>
	<p>Part No.: G7100-558 Description: Reflective Decal, Amber, 2" x 9", Rectangular Quantity: 2 (one per row marker on front)</p>
<p>Low Profile Row Marker</p>	<p>Part No.: G7100-559 Description: Reflective Decal, Orange, 2" x 9", Rectangular Quantity: 2 (Conventional - one per row marker on inside rear; Low Profile - one per row marker on bottom rear)</p>
<p>NOTE: If the machine is not equipped with row markers, one red and one orange reflective decal are located on the rear side of each safety/warning light mounting bracket and an amber reflective decal is located on the front side of each safety/warning light mounting bracket.</p>	

<div style="display: flex; justify-content: space-around;">   </div> <p>Conventional Row Marker Low Profile Row Marker</p>	<div style="border: 1px solid black; padding: 5px;"> <p>WARNING</p>  <p>Row marker can lower at any time and could cause death or serious injury.</p> <p>Stay away from row markers!</p> <p>Install safety lockup device when not in use.</p> </div> <p>Part No.: G7100-397 Description: Decal, Warning Quantity: 1 (Per Row Marker Cylinder - Conventional) 4 (2 Per Row Marker - Low Profile)</p>
	<div style="border: 1px solid black; padding: 5px;"> <p>WARNING</p>  <p>Agricultural chemicals can cause death or serious injury to persons, animals, and plants or seriously damage soil, equipment, and property. Read and follow all chemical and equipment manufacturer labels and instructions.</p> </div> <p>Part No.: G7100-381 Description: Decal, Warning Quantity: 1 per row unit - located on underside of granular chemical hopper lids</p>
<div style="border: 1px solid black; padding: 5px;">  <p>NOTICE -FAN MOTOR CASE DRAIN- ALWAYS CONNECT THE FAN MOTOR CASE DRAIN HOSE TO THE TRACTOR ZERO PRESSURE RETURN. DO NOT CONNECT TO THE TRACTOR SCV OR MOTOR RETURN PORTS AS FAN HYDRAULIC MOTOR FAILURE WILL OCCUR.</p> <p style="text-align: right;"><small>7100-329</small></p> </div>	<p>Part No.: G7100-329 Description: Tag, Fan Motor Case Drain</p>
<div style="border: 1px solid black; padding: 5px; text-align: center;"> <p>ROTATION</p>  <p style="text-align: right;"><small>7100-504</small></p> </div>	<p>Part No.: G7100-504 Description: Decal, Point Row Clutch Rotation</p>
<div style="border: 1px solid black; padding: 5px; text-align: center;"> <p>TORQUE 5/8" SPINDLE BOLTS TO 120 FT/LBS. CHECK PERIODICALLY AND RE-TORQUE AS NEEDED.</p> <p style="text-align: right;"><small>7100-234</small></p> </div>	<p>Part No.: G7100-234 Description: Decal, Bolt Torque</p>

 <p>RIGHT SIDE TRANSMISSION FRONT SHAFT DRIVE REAR SHAFT DRIVEN 7100-298</p>	<p>Part No.: G7100-298 Description: Decal, Transmission, R.H. Side (Front Mounted Drive Wheel)</p>
 <p>LEFT SIDE TRANSMISSION FRONT SHAFT DRIVE REAR SHAFT DRIVEN 7100-299</p>	<p>Part No.: G7100-299 Description: Decal, Transmission, L.H. Side (Front Mounted Drive Wheel)</p>
 <p>USE 1 TABLESPOON POWDERED GRAPHITE WITH EACH HOPPER FILL OF SEED. SEED TREATMENT, FOREIGN MATERIAL, DIRT, OR SEED CHAFF MAY CAUSE GRADUAL REDUCTION OF SEED POPULATION. REFER TO MANUAL FOR MAINTENANCE AND CARE. 7100-153</p>	<p>Part No.: G7100-153 Description: Decal, Information (1 Per Seed Meter)</p>
	<p>Part No.: GD1512 Description: Cable Tie, 7½"</p>
	<p>Part No.: GD2117 Description: Cable Tie, 14½"</p>
 <p>DAILY 7100-111</p>	<p>Part No.: G7100-111 Description: Decal, Oil Daily</p>
 <p>DAILY 7100-116</p>	<p>Part No.: G7100-116 Description: Decal, Grease Daily</p>
	<p>Part No.: GR0146MPP Description: Powdered Graphite, Twenty-Four 1 Pound Containers Part No.: GR2335 Description: Powdered Graphite, 40 Pound Container</p>

	<p>Part No.: GR2127MPP Description: Blue Paint, Twelve Aerosol Cans</p>
	<p>Part No.: GR1570MPP Description: Talc Lubricant, Four 8 Pound Containers</p> <p>Part No.: GR2334 Description: Talc Lubricant, 40 Pound Container</p>
	<p>Part No.: GR1842MPP Description: Graphite Lubricant, Four 5 Pound Containers</p>
<p>Not Available</p>	<p>Part No.: GR2217 Description: Fluency Agent Seed Flow Additive, Four 4.4 Pound Pails</p>
	<p>Part No.: GR2240MPP Description: Talc/Graphite Blend (80 Talc/20 Graphite), Four 8 Pound Containers</p>
	<p>Part No.: GR2241MPP Description: Dispensing Cap, 10/Package</p>
	<p>Part No.: GM0299-01 Description: Operators Manual</p>
	<p>Part No.: GM0299-02 Description: Parts Manual</p>
	<p>Part No.: GPR1094 Description: Binder (Contact Kinze Repair Parts To Order)</p>

	<p>Part No.: GA15422 Description: Operator's Manual Canister Quantity: 1</p>
	<p>Part No.: GD22685 Description: Manual Canister Bracket Quantity: 1</p>
	<p>Part No.: GD22692 Description: U-Bolt, 1 3/4" x 1 3/4" x 3/8"-16 Quantity: 1</p>
	<p>Part No.: G11091 Description: Serrated Flange Nut, 3/8"-16 Quantity: 2</p>
	<p>Part No.: G11166 Description: Hex Socket Flange Cap Screw, 1/4"-20 x 3/4" Quantity: 3</p>
	<p>Part No.: G11320 Description: Lock Nut, 1/4"-20, Grade B Quantity: 3</p>
	<p>Part No.: G7100-484 Description: Decal, American Flag</p>

This page left blank intentionally.

Part No.	Page	Part No.	Page	Part No.	Page	Part No.	Page
**R1038	P66	G10001	P68	G10061	P4	G10107	P52
**R1039	P66	G10001	P71	G10061	P14	G10108	P4
**R1040	P66	G10002	P8	G10063	P34	G10108	P14
**R1041	P66	G10002	P25	G10064	P12	G10108	P15
**R1042	P66	G10003	P4	G10064	P42	G10108	P24
**R1046	P66	G10003	P54	G10064	P50	G10108	P34
**R1048	P66	G10004	P6	G10069	P50	G10108	P34
*A1013	P68	G10004	P30	G10071	P4	G10108	P34
*A1028	P68	G10004	P50	G10074301	P73	G10108	P42
*A1049	P68	G10005	P6	G10074501	P73	G10108	P72
*A1106	P68	G10005	P8	G10090401	P8	G10109	P10
*A1168	P68	G10005	P44	G10101	P12	G10109	P12
*A18693-60	P36	G10005	P46	G10101	P50	G10109	P30
*A21549-60	P36	G10005	P52	G10101	P54	G10109	P47
*A26166	P63	G10008	P58	G10101	P54	G10109	P62
*A26166	P64	G10010	P10	G10101	P71	G10110	P24
*A26939-56	P68	G10010	P30	G10102	P38	G10110	P42
*A26939-60	P36	G10011101	P6	G10102	P40	G10110	P62
*A3114	P68	G10011201	P6	G10102	P40	G10111	P12
*A3115	P68	G10013	P12	G10102	P40	G10111	P27
*A3154	P68	G10014	P4	G10102	P42	G10111	P42
*A3292	P36	G10014	P10	G10102	P48	G10111	P47
*A3367	P36	G10016	P42	G10102	P48	G10111	P54
*A8273	P36	G10017	P68	G10102	P48	G10111	P68
*D12233	P63	G10018801	P8	G10102	P50	G10117	P44
*D12233	P64	G10019	P10	G10102	P52	G10122301	P4
*D12235	P63	G10019	P62	G10102	P58	G10128	P48
*D12235	P64	G10020	P18	G10102	P60	G10128	P48
*D12236	P63	G10021	P18	G10102	P62	G10128	P50
*D12236	P64	G10022	P18	G10102	P62	G10128	P52
*D12256	P63	G10023	P25	G10103	P50	G10130	P50
*D12256	P64	G10023	P54	G10103	P50	G10130	P54
*D29692	P63	G10023	P54	G10103	P54	G10133	P12
*D29692	P64	G10026	P44	G10103	P54	G10133	P30
*R1032	P66	G10026	P44	G10104	P6	G10133	P58
*R1033	P66	G10028601	P10	G10104	P6	G10133	P60
*R1034	P66	G10028701	P10	G10104	P40	G10168	P62
*R1036	P66	G10028801	P10	G10104	P42	G10168	P62
*R1043	P66	G10031	P10	G10104	P44	G10187	P58
*R1044	P66	G10033	P48	G10104	P44	G10201	P15
*R1047	P66	G10036	P27	G10104	P50	G10201	P24
700-01078	P18	G10036	P48	G10106	P46	G10204	P8
700-01339	P20	G10037	P40	G10106	P47	G10207	P4
A26287	P24	G10037	P47	G10106	P48	G10216	P10
A6911	P42	G10038	P38	G10106	P50	G10227	P48
A6912	P42	G10038	P40	G10106	P58	G10227	P50
A6913	P42	G10038	P48	G10106	P60	G10227	P54
A6914	P42	G10038601	P4	G10107	P12	G10227	P54
A8775	P63	G10040	P50	G10107	P27	G10227	P54
A9442	P64	G10045	P62	G10107	P46	G10228	P10
G10001	P12	G10047	P48	G10107	P48	G10228	P38
G10001	P34	G10048	P42	G10107	P50	G10228	P40

Part No.	Page	Part No.	Page	Part No.	Page	Part No.	Page
G10228	P40	G10282X	P22	G10551	P4	G10861	P46
G10228	P40	G10303	P46	G10567	P14	G10864	P24
G10228	P42	G10303	P48	G10567	P26	G10879	P60
G10228	P48	G10308	P12	G10570	P26	G10900	P54
G10228	P48	G10309	P14	G10581	P48	G10912	P4
G10228	P48	G10310	P24	G10581	P50	G10923	P50
G10228	P50	G10312	P4	G10599	P12	G10923	P54
G10228	P52	G10312	P24	G10599	P34	G10939	P54
G10228	P58	G10312	P40	G10602	P14	G10940	P10
G10228	P60	G10315	P24	G10602	P18	G10966	P24
G10228	P62	G10322501	P10	G10602	P26	G10974	P30
G10228	P62	G10323	P18	G10602	P46	G11009	P18
G10228	P62	G10325	P8	G10602	P48	G11009	P22
G10229	P12	G10325	P24	G10602	P50	G11015	P4
G10229	P25	G10326	P15	G10603	P18	G11028	P50
G10229	P30	G10329801	P14	G10604	P18	G11073	P26
G10229	P48	G10334701	P10	G10610	P44	G11075	P47
G10229	P50	G10334801	P10	G10620	P4	G11078	P47
G10229	P54	G10334901	P10	G10620	P14	G11081	P44
G10229	P68	G10335001	P10	G10620	P24	G11091	P6
G10229	P71	G10335101	P10	G10620	P40	G11091	P80
G10229401	P72	G10335201	P10	G10621	P14	G11100	P48
G10230	P6	G10338	P14	G10621	P18	G11123	P34
G10230	P6	G10338	P47	G10621	P18	G11124	P34
G10230	P10	G10396	P42	G10621	P24	G11133	P34
G10230	P12	G10397	P52	G10621	P25	G11137	P40
G10230	P42	G10397801	P10	G10622	P8	G11145	P40
G10230	P44	G10401	P18	G10636	P27	G11166	P80
G10230	P44	G10402701	P4	G10640	P58	G11172	P21
G10230	P58	G10475701	P4	G10640	P58	G11202	P72
G10231	P44	G10438	P4	G10640	P60	G11209	P24
G10231	P44	G10459	P44	G10640	P60	G11215	P34
G10232	P46	G10460	P58	G10641	P44	G11228	P30
G10232	P47	G10460	P60	G10660	P26	G11236	P30
G10232	P48	G10460	P60	G10670	P24	G11281	P22
G10232	P58	G10460	P60	G10670	P25	G11320	P80
G10232	P60	G10460	P60	G10670	P58	G11385	P24
G10232101	P44	G10462	P47	G10676	P40	G11385	P26
G10233	P46	G10470	P18	G10678	P42	G11385	P42
G10233	P48	G10475	P20	G10690	P18	G11386	P10
G10233	P50	G10475	P22	G10722	P62	G11386	P10
G10233	P54	G10496	P47	G10725	P62	G11386	P10
G10253	P54	G10496	P54	G10732	P6	G11386	P10
G10257	P54	G10497	P54	G10751	P6	G11386	P50
G10274X	P22	G10500	P18	G10752	P6	G11387	P4
G10275X	P22	G10501	P46	G10752	P14	G11387	P12
G10276X	P22	G10502X	P1	G10753	P34	G11387	P12
G10277X	P22	G10503	P30	G10757	P24	G11387	P14
G10278X	P22	G10503	P48	G10758	P24	G11387	P15
G10279X	P22	G10544	P62	G10765	P30	G11387	P24
G10280X	P22	G10546	P14	G10844	P62	G11387	P34
G10281X	P22	G10546	P26	G10859	P54	G11387	P34

Part No.	Page	Part No.	Page	Part No.	Page	Part No.	Page
G11387	P48	G1K267	P56	G7100-111	P78	GA11154	P34
G11387	P50	G1K268	P34	G7100-116	P78	GA11155	P34
G11387	P54	G1K268	P56	G7100-153	P78	GA11156	P34
G11387	P54	G1K268	P71	G7100-209	P73	GA11157	P34
G11387	P72	G1K296	P10	G7100-210	P73	GA11331	P50
G11389	P30	G1K320	P71	G7100-234	P77	GA11331	P54
G11389	P34	G1K321	P71	G7100-261	P75	GA11591	P60
G11389	P38	G1K322	P71	G7100-263	P75	GA11699	P34
G11389	P40	G1K323	P71	G7100-295	P73	GA11766	P60
G11389	P46	G1K345	P12	G7100-298	P78	GA11767	P60
G11389	P47	G1K362	P72	G7100-299	P78	GA11934	P38
G11389	P48	G1K363	P72	G7100-329	P77	GA11987	P34
G11389	P48	G1K380	P48	G7100-36	P74	GA12143	P14
G11389	P52	G1K381	P48	G7100-381	P77	GA12235	P30
G11391	P12	G1K426	P37	G7100-387	P73	GA12236	P30
G11391	P44	G1K758	P6	G7100-392	P74	GA12403	P71
G11391	P44	G2100-03	P48	G7100-397	P77	GA13521	P72
G11391	P46	G3303-108	P6	G7100-402	P73	GA15151	P62
G11391	P48	G3303-108	P24	G7100-484	P80	GA15197	P12
G11391	P50	G3303-114	P24	G7100-504	P77	GA15422	P80
G11391	P50	G3303-16	P6	G7100-557	P75	GA16082	P71
G11391	P52	G3303-98	P6	G7100-557	P76	GA1720	P6
G11391	P62	G3310-204	P52	G7100-558	P73	GA17547	P34
G11392	P30	G3310-218	P46	G7100-558	P76	GA17547	P56
G11392	P44	G3310-224	P46	G7100-559	P75	GA17547	P71
G11394	P44	G3310-68	P47	G7100-559	P76	GA18201	P18
G11396	P60	G3310-75	P50	G8647x	P71	GA18822	P31
G11418	P62	G3400-01	P48	G9897X	P22	GA19112	P22
G11419	P12	G6325X	P6	G9903X	P22	GA19113	P22
G11448	P20	G6400-06	P38	GA0245	P62	GA19114	P22
G11448	P22	G6400-06	P66	GA0257	P62	GA19115	P22
G11453	P48	G6400-08	P68	GA10054	P54	GA2007	P14
G11514	P6	G6400-08-04	P68	GA10063	P48	GA2012L	P8
G11556	P22	G6400-10	P38	GA10137	P14	GA2012R	P8
G11578	P22	G6400-12	P38	GA10148	P34	GA2014	P30
G11591	P4	G6400-L-06	P38	GA10151	P14	GA2019	P18
G11592	P4	G6408-06	P38	GA10157	P4	GA2020	P18
G11618	P21	G6408-08	P63	GA10635	P34	GA20346	P22
G11619	P22	G6408-08	P64	GA10660	P44	GA20622	P22
G11693	P22	G6408-12	P38	GA10661	P44	GA20640	P14
G11704	P34	G6500-06	P37	GA10752	P34	GA2068	P46
G11793	P26	G6500-06	P38	GA10767	P40	GA20822	P66
G11862	P12	G6500-06	P68	GA10768	P40	GA20902	P71
G11934	P54	G6500-08-06	P68	GA10781	P42	GA21158	P64
G11960	P72	G6801-06	P37	GA10782	P42	GA21159	P64
G11961		G6801-06-08	P68	GA10799	P34	GA21167	P63
G11965	P21	G6801-06-08	P68	GA10808	P40	GA21168	P63
G11976	P6	G6801-08	P68	GA10824	P40	GA21406	P34
G1K248	P69	G6801-10	P37	GA11052	P47	GA21515	P4
G1K248	P72	G6801-10	P38	GA11061	P40	GA21515	P71
G1K252	P69	G6801-12	P38	GA11062	P40	GA21676	P10
G1K252	P72	G6801-12-10	P37	GA11065	P40	GA21677	P10

Part No.	Page	Part No.	Page	Part No.	Page	Part No.	Page
GA2180	P50	GA5114	P50	GA8022	P71	GB0464	P30
GA22213	P22	GA5130	P60	GA8026	P71	GB0554	P62
GA24239	P27	GA5178	P58	GA8046	P71	GB0676	P22
GA24543	P37	GA5183	P58	GA8047	P69	GB0697	P21
GA24545	P34	GA5188	P60	GA8047	P71	GB0780	P21
GA24676	P22	GA5190	P60	GA8135	P72	GB0815	P21
GA24752	P22	GA5192	P60	GA8326	P26	GB0818	P22
GA24825	P44	GA5196	P44	GA8328	P34	GB0823	P21
GA24826	P44	GA5202	P48	GA8328	P56	GB0827	P40
GA24827	P44	GA5385	P69	GA8329	P34	GB0907	P22
GA24873	P16	GA5548	P48	GA8329	P56	GB0920	P22
GA24878	P22	GA5552	P66	GA8343	P18	GB0921	P22
GA24956	P20	GA5600	P71	GA8364	P26	GB0926	P22
GA25527	P56	GA5654	P30	GA8366	P26	GB0958	P22
GA25528	P56	GA5698	P20	GA8371	P25	GB1081	P20
GA2558	P44	GA5699	P20	GA8393	P54	GB1084	P20
GA25863	P56	GA5853	P62	GA8603	P27	GB1085	P20
GA25955	P56	GA6078	P42	GA8641	P27	GB1090	P71
GA26287	P25	GA6147	P72	GA8760	P30	GB1090	P71
GA26876	P62	GA6171	P10	GA9144	P71	GB1090	P71
GA26909	P62	GA6171	P12	GA9507	P69	GB1107	P20
GA26920	P8	GA6171	P12	GA9509	P69	GB1123	P20
GA26924-03	P68	GA6171	P12	GA9714	P16	GB1124	P20
GA26924-04	P68	GA6434	P12	GA9846	P46	GB1130	P20
GA26924-05	P36	GA6597	P12	GA9964	P34	GB1131	P20
GA26924-06	P36	GA6699	P69	GA9978	P71	GB1132	P20
GA26924-11	P36	GA6700	P69	GA9979	P71	GB1133	P20
GA26958	P12	GA6701	P69	GB0110	P18	GB1134	P20
GA26989	P22	GA6741	P24	GB0115	P26	GB1147	P20
GA27038	P30	GA6823	P42	GB0116	P26	GB1147	P21
GA4293	P38	GA6824	P42	GB0120	P18	GB1148	P20
GA4444	P25	GA6907	P24	GB0186	P6	GB1171	P20
GA4630	P47	GA7137	P54	GB0239	P12	GB1223	P6
GA4705	P44	GA7144	P56	GB0254	P12	GB1224	P6
GA4707	P42	GA7154	P48	GB0258	P48	GB1224	P6
GA4732	P42	GA7154	P50	GB0258	P52	GB1231	P22
GA4733	P42	GA7154	P52	GB0265	P4	GB1237	P22
GA5090	P46	GA7165	P56	GB0266	P4	GD0438	P58
GA5105	P46	GA7294	P44	GB0267	P4	GD0453-02	P58
GA5105	P48	GA7295	P44	GB0268	P12	GD0453-03	P60
GA5105	P50	GA7297	P46	GB0274	P4	GD0453-04	P60
GA5105	P52	GA7336	P48	GB0276	P10	GD0453-08	P60
GA5106	P48	GA7417	P54	GB0278	P14	GD0462	P58
GA5107	P46	GA7418	P54	GB0278	P26	GD0746	P62
GA5107	P48	GA7850	P71	GB0282	P12	GD0752-41	P60
GA5108	P48	GA7853	P71	GB0285	P4	GD0840	P62
GA5109	P48	GA7854	P71	GB0314	P6	GD0914-126	P50
GA5110	P48	GA7855	P71	GB0331	P14	GD0914-66	P50
GA5111	P48	GA7857	P71	GB0366	P6	GD0914-86	P50
GA5112	P48	GA7858	P71	GB0383	P30	GD0914-96	P50
GA5113	P48	GA7859	P71	GB0387	P30	GD10036	P6
GA5114	P46	GA8021	P71	GB0410	P18	GD10103	P54

Part No.	Page	Part No.	Page	Part No.	Page	Part No.	Page
GD10104	P54	GD11306	P8	GD15850	P40	GD3180-15	P46
GD10123	P54	GD1132	P30	GD15854	P40	GD3180-15	P50
GD10200	P54	GD11413	P14	GD15856-01	P40	GD3180-15	P52
GD10205	P68	GD11413	P26	GD15856-02	P40	GD34021-02	P20
GD1026	P15	GD11424	P25	GD15863	P34	GD34774	P22
GD1026	P24	GD11474	P72	GD16188	P38	GD35444	P8
GD1026	P48	GD11490	P44	GD16245	P4	GD35784-01	P20
GD10283	P62	GD11528	P18	GD16324-01	P34	GD35847	P34
GD10328	P44	GD1166	P44	GD18118	P72	GD3612	P4
GD10329	P46	GD11677	P27	GD18168	P72	GD36277	P24
GD10332	P46	GD11787	P18	GD18704	P18	GD36709	P10
GD10336	P47	GD11962	P15	GD19292	P27	GD36713	P10
GD10337	P48	GD11962	P24	GD19333	P18	GD36856	P8
GD10403	P44	GD12101	P63	GD19343	P47	GD36860	P8
GD10407	P48	GD12101	P64	GD19344	P47	GD36922	P18
GD1041	P18	GD12510	P63	GD19790	P18	GD36990	P8
GD1042	P18	GD12510	P64	GD2117	P78	GD4086	P36
GD10519	P30	GD12561	P16	GD21337	P6	GD5752	P46
GD10525	P54	GD12561	P16	GD21540	P62	GD5753	P46
GD10527	P54	GD13348	P31	GD2161	P60	GD5804	P44
GD10528	P54	GD13348	P71	GD22685	P80	GD5857	P47
GD10529	P54	GD13394	P48	GD22692	P80	GD5857	P50
GD1059L	P25	GD13394	P50	GD2423	P24	GD5860	P50
GD1059R	P25	GD13422	P48	GD24545	P4	GD5875	P60
GD1060	P25	GD13422	P50	GD25147	P22	GD5892	P58
GD1061	P26	GD14217	P6	GD25147	P22	GD7041	P44
GD1063	P26	GD14258	P34	GD2557	P42	GD7127	P47
GD1065	P15	GD14413	P47	GD2558	P46	GD7145	P40
GD1083	P18	GD14414	P47	GD2558	P47	GD7145	P42
GD1085	P12	GD14426	P47	GD2597	P62	GD7145	P54
GD10963	P24	GD14431	P47	GD26146	P12	GD7148	P26
GD10984	P24	GD14432	P47	GD26419	P18	GD7258	P26
GD10991	P10	GD14512	P54	GD26593	P22	GD7318	P15
GD10993	P4	GD14513	P54	GD26973	P30	GD7426	P48
GD11001	P4	GD14536	P34	GD2721	P58	GD7803	P27
GD11045	P50	GD14595	P48	GD2721	P60	GD7804	P27
GD11045	P54	GD14626	P40	GD27233	P63	GD7889	P48
GD11089	P69	GD14627	P40	GD27233	P64	GD7889	P50
GD11089	P72	GD14660	P34	GD28390	P4	GD8175	P44
GD1109	P12	GD1512	P78	GD28631	P22	GD8460	P12
GD11120	P54	GD15386	P60	GD2947	P24	GD8701	P42
GD1113	P6	GD15696	P48	GD29507	P14	GD8751	P71
GD1114	P42	GD15698	P18	GD29657	P22	GD8770	P71
GD11219	P24	GD15699	P20	GD29689	P63	GD8771	P71
GD11239	P14	GD15789	P34	GD29689	P64	GD8778	P20
GD11239	P26	GD15791-03	P40	GD2971-10	P24	GD9120	P12
GD11240	P26	GD15792-07	P40	GD2971-31	P8	GD9254	P27
GD11259	P4	GD15792-15	P40	GD29798	P4	GD9667	P54
GD11279	P16	GD15799	P40	GD30725	P8	GD9671	P54
GD11286	P18	GD15803	P34	GD30725	P30	GD9672	P54
GD11297	P26	GD15804	P34	GD30902	P54	GD9724	P30
GD11305	P24	GD15849-02	P34	GD30903	P54	GD9749	P42

Part No.	Page	Part No.	Page	Part No.	Page	Part No.	Page
GD9750	P42	GR1569	P18				
GM0299-01	P79	GR1570MPP	P79				
GM0299-02	P79	GR1736	P34				
GPR1094	P79	GR1762	P71				
GR0146MPP	P78	GR1763	P72				
GR0150	P62	GR1777	P34				
GR0151	P62	GR1842MPP	P79				
GR0193	P58	GR1848	P18				
GR0193	P58	GR1956	P69				
GR0196	P24	GR1956	P69				
GR0196	P6	GR1957	P69				
GR0270	P44	GR1958	P69				
GR0367	P58	GR2035	P66				
GR0375	P58	GR2127MPP	P79				
GR0434	P44	GR2154	P18				
GR0586	P71	GR2217	P79				
GR0664	P18	GR2229	P63				
GR0911	P50	GR2229	P64				
GR0912	P46	GR2240MPP	P79				
GR0912	P47	GR2241MPP	P79				
GR0912	P50	GR2314	P37				
GR0912	P52	GR2333	P37				
GR1035	P66	GR2334	P79				
GR1037	P63	GR2335	P78				
GR1037	P64						
GR1037	P66						
GR1037	P68						
GR1037	P68						
GR1037	P68						
GR1037	P68						
GR1045	P37						
GR1045	P38						
GR1045	P38						
GR1045	P38						
GR1045	P66						
GR1045	P66						
GR1208	P69						
GR1208	P69						
GR1303	P54						
GR1304	P54						
GR1305	P54						
GR1306	P54						
GR1414	P72						
GR1415	P72						
GR1465	P68						
GR1466	P37						
GR1466	P37						
GR1466	P38						
GR1466	P38						
GR1467	P38						
GR1467	P38						
GR1467	P38						