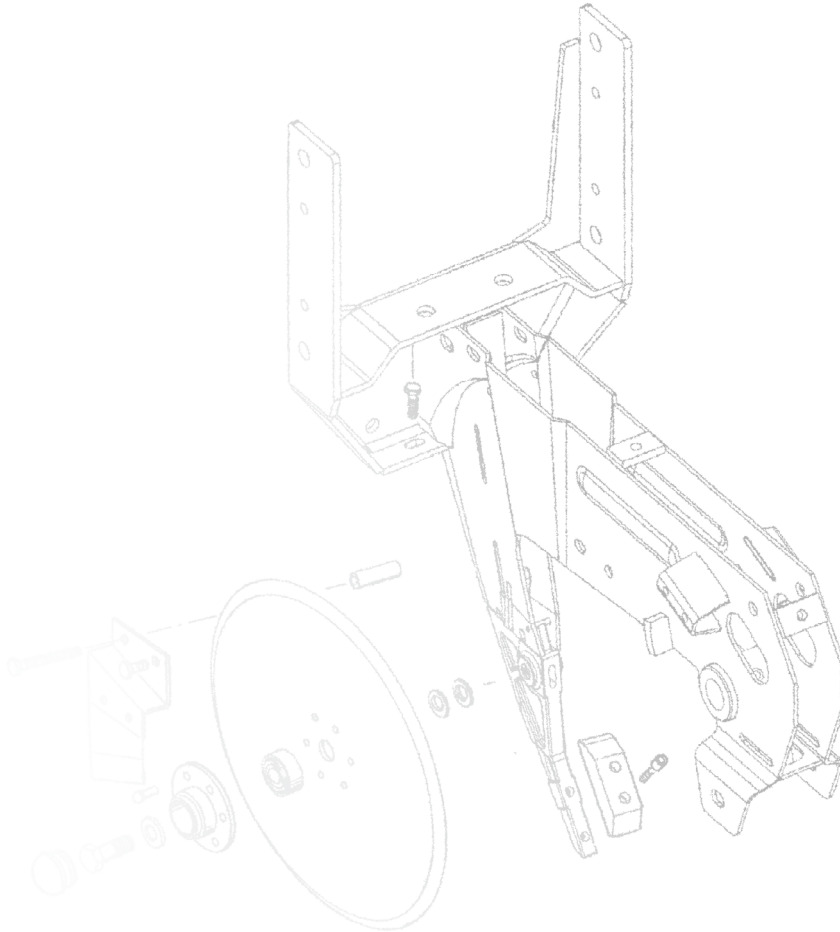


# PARTS MANUAL



**MKE002-02**

**MODEL 3030 70 CM NARROW FOLD PLANTER**

**04/20**





# MODEL 3030 70 CM NARROW FOLD EXPORT PLANTER

## PARTS MANUAL

MKE002-02

04/20

This manual applies to: Model: 3030 Pull Type Planters  
Production Year 2020 and on

Record serial number of your planter and date purchased:

Serial Number \_\_\_\_\_

Date Purchased \_\_\_\_\_

Information in this manual was current at time of printing. However, due to Kinze's ongoing product improvement, production changes may cause your machine to appear slightly different in detail. Kinze Manufacturing, Inc. reserves the right to change specifications or design without notice and without incurring obligation to install the same on machines previously manufactured.

Right hand (R.H.) and left hand (L.H.), as used throughout this manual, are determined by facing in the direction the machine will travel when in use, unless otherwise stated.

Hardware Size / Tool Required			
$\frac{1}{4}'' = \frac{7}{16}''$	$\frac{7}{16}'' = \frac{5}{8}''$ (nut for $\frac{7}{16}''$ hardware uses $\frac{1}{16}''$ tool)	$\frac{3}{4}'' = 1\frac{1}{8}''$	$1\frac{1}{4}'' = 1\frac{7}{8}''$
$\frac{5}{16}'' = \frac{1}{2}''$	$\frac{1}{2}'' = \frac{3}{4}''$	$\frac{7}{8}'' = 1\frac{5}{16}''$	$1\frac{1}{2}'' = 2\frac{1}{4}''$
$\frac{3}{8}'' = \frac{9}{16}''$	$\frac{5}{8}'' = 1\frac{5}{16}''$	$1'' = 1\frac{1}{2}''$	

**Contents**

**ROW UNIT**

Shank Assembly, Seed Tube, and Depth Adjustment . . . . P1  
 15" Seed Opener Disc Blade/Bearing Assembly and  
 Scrapers . . . . . P3  
 Parallel Arms, Mounting Support Plate, and Quick Adjustable  
 Down Force Springs . . . . . P4  
 Gauge Wheels . . . . . P6  
 "V" Closing Wheels . . . . . P8  
 Hopper Support and Meter Drive . . . . . P10  
 Seed Hopper and Lid . . . . . P12  
 Vacuum Seed Meter . . . . . P14  
 Row Unit Mounted No Till Coulter . . . . . P16

**VACUUM SYSTEM**

Vacuum System . . . . . P18  
 Vacuum Sensor Connection . . . . . P20  
 Fan Diffuser . . . . . P21  
 Vacuum Manifold . . . . . P22  
 Vacuum Fan Assembly . . . . . P24  
 Miscellaneous . . . . . P25  
 Planter Mounted PTO . . . . . P26  
 Hydraulic Tank . . . . . P28  
 Cooler Fan Assembly . . . . . P29  
 MTZ PTO Pump . . . . . P30

**BASE MACHINE**

Frame Assembly . . . . . P32  
 Center Frame Assembly . . . . . P33  
 L.H./R.H. Wing Assembly . . . . . P34  
 Wing Fold Assembly . . . . . P36  
 Hitch Assembly . . . . . P38  
 L.H./R.H. Catcher Assemblies . . . . . P40  
 Safety Chain Assembly . . . . . P41  
 Base Hydraulic Routing . . . . . P42  
 Transport and Ground Drive Wheel  
 Assembly . . . . . P44  
 Contact Wheel and Arm Assembly . . . . . P46  
 Seed Rate Transmission Assembly . . . . . P48  
 Transmission Mount Assembly . . . . . P50  
 Transmission Assembly . . . . . P52  
 Vacuum System Transmission . . . . . P54  
 Central Frame Meter Shaft Assembly . . . . . P55  
 R.H. Wing Meter Shaft Assembly . . . . . P56  
 L.H. Wing Meter Shaft Assembly . . . . . P57  
 Row Marker Cylinder Mounting . . . . . P58  
 Row Marker Assembly . . . . . P60  
 Row Marker Assembly (Continued) . . . . . P62  
 Row Marker Spindle/Hub/Blade . . . . . P64

**ELECTRONICS**

Lighting, R.H. . . . . P66  
 Lighting, L.H. and SMV Sign . . . . . P67  
 Lighting Harness and Electrical Components . . . . . P68  
 KPM III Electronic Seed Monitor . . . . . P70

**FERTILIZER**

Notched Single Disc Fertilizer Opener w/ Mounting  
 Hardware . . . . . P74  
 Depth/Gauge Wheel Attachment for Notched Single Disc  
 Fertilizer Opener . . . . . P76  
 Fertilizer Opener Mounts (Notched Single Disc Fertilizer  
 Openers) . . . . . P77  
 Dry Fertilizer Drive . . . . . P78  
 Dry Fertilizer Transmission . . . . . P80  
 Dry Fertilizer Hopper and Mounts . . . . . P82  
 Dry Fertilizer Hopper Assembly . . . . . P84  
 Dry Fertilizer System . . . . . P86  
 Dry Fertilizer Hopper Support Assembly . . . . . P88  
 L.H./R.H. Wing Hopper Shaft Assembly . . . . . P89  
 Center Frame L.H./R.H. Hopper Shaft Assembly . . . . . P90

**HYDRAULICS**

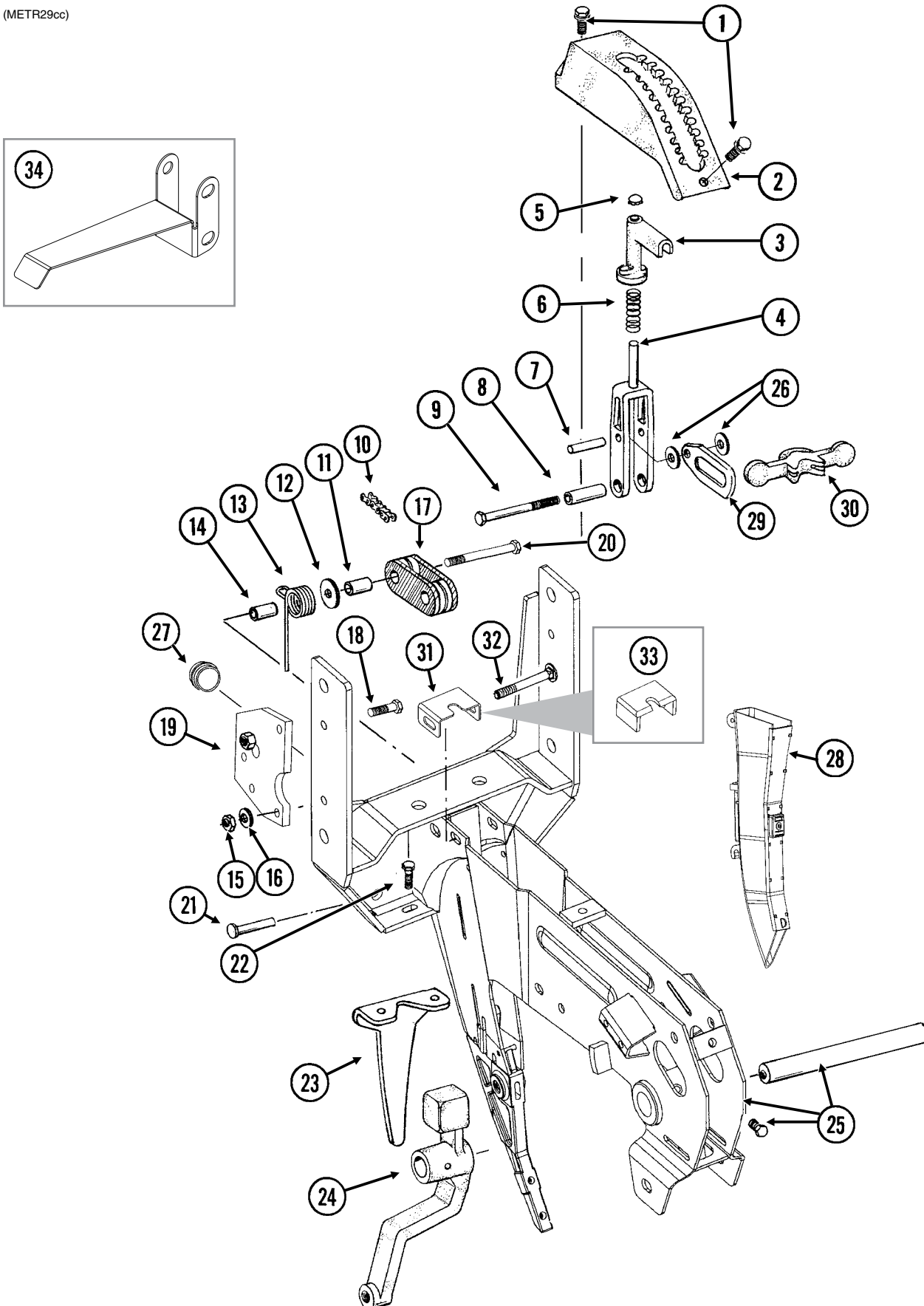
Master Lift Cylinder . . . . . P92  
 Slave Lift Cylinder . . . . . P93  
 Row Marker Cylinder . . . . . P94  
 Hydraulic Wing Fold Cylinder . . . . . P95  
 Row Marker Sequencing/Flow Control Valve . . . . . P96  
 Row Marker Sequencing/Flow Control Valve Mounting  
 Assembly . . . . . P97  
 Selector Valve Assembly . . . . . P98  
 Planter Hydraulic System . . . . . P100  
 Bypass Valve Assembly . . . . . P102  
 Vacuum Fan Override Valve Block Assembly . . . . . P103  
 Planter Mounted PTO Pump Hydraulic Schematic . . . . . P104

**MISCELLANEOUS**

Decals, Paint, and Miscellaneous . . . . . P107  
 Numerical Index . . . . . P115

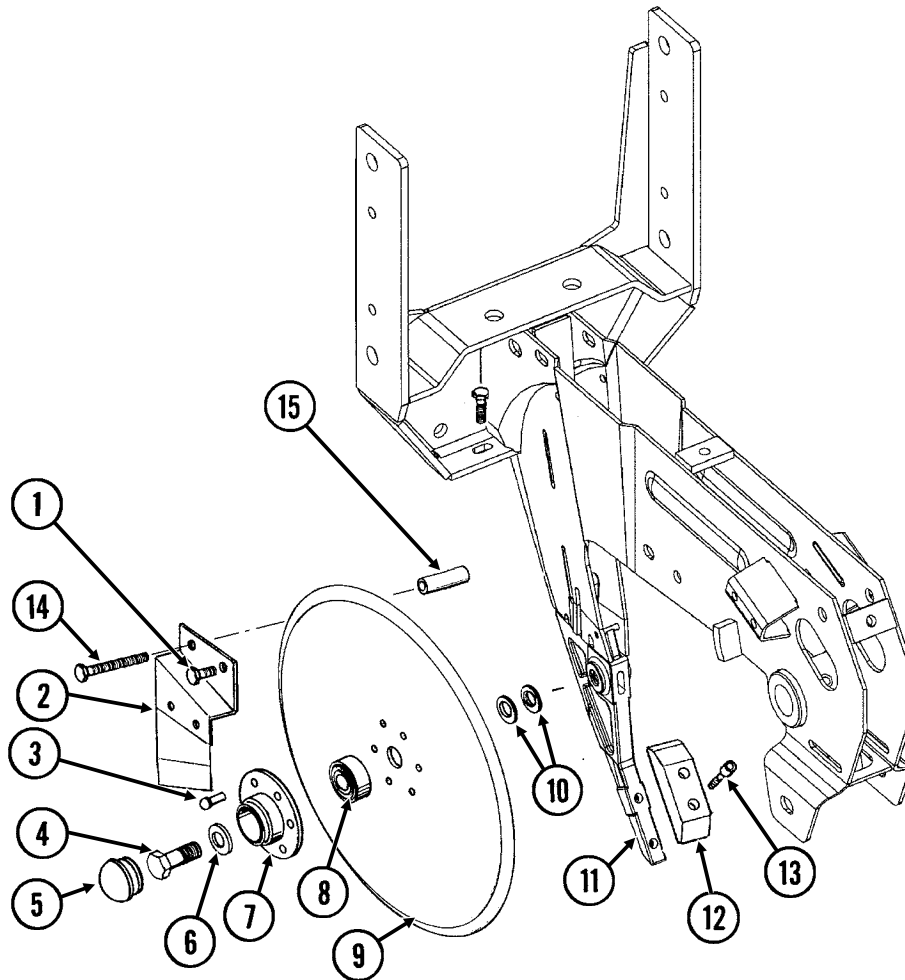
**This page left blank intentionally.**

(METR29cc)



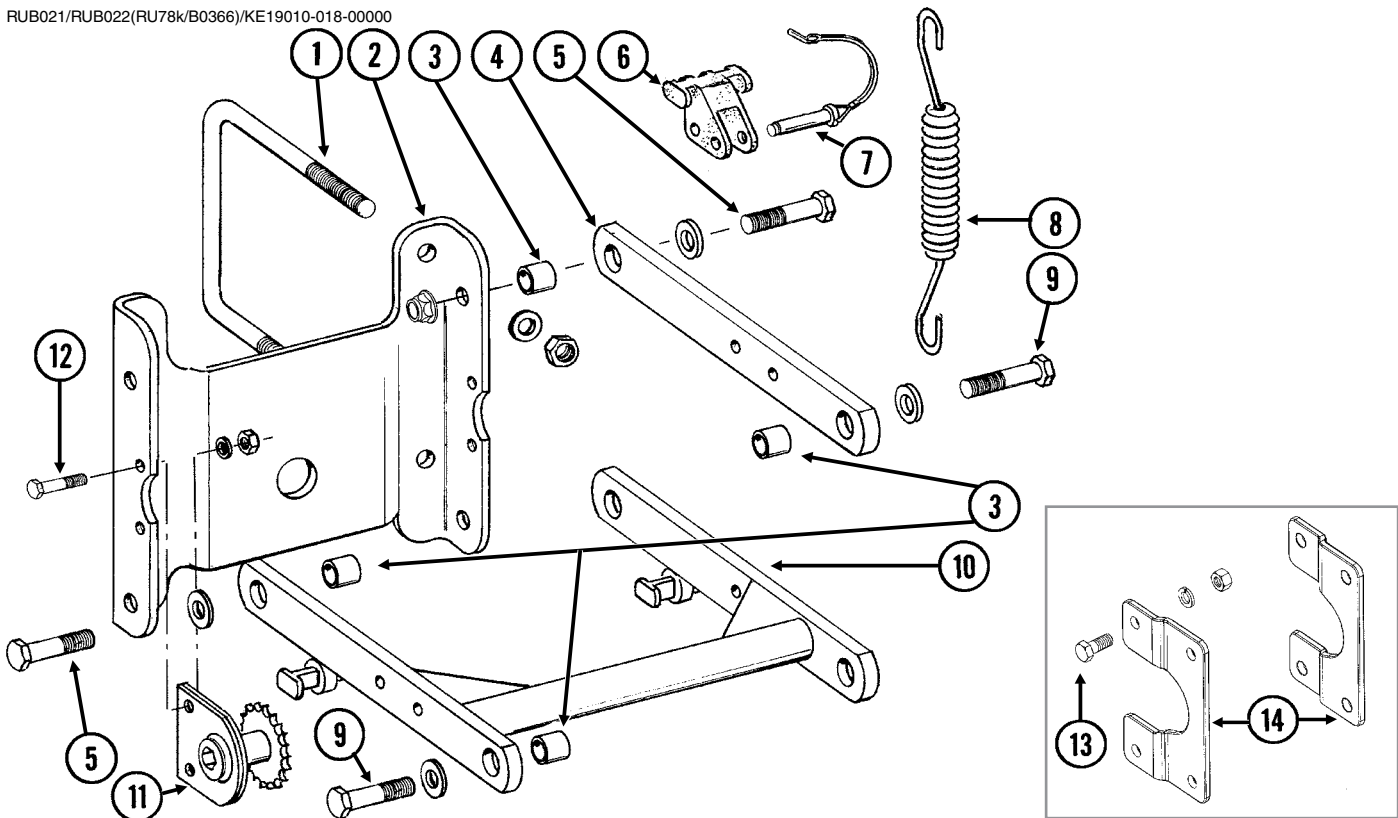
ITEM	PART NO.	QTY. (Per Row)	DESCRIPTION
1	G11015	2	Hex Washer Head Cap Screw, 3/8"-16 x 1 1/4"
2	GB0274	1	Cover, Depth Adjustment
3	GB0266	1	Handle, Depth Adjustment
4	GB0267	1	Lever, Depth Adjustment
5	GD3612	1	Cap Plug
6	GD10993	1	Spring
7	GD13361	1	Pin, 3/8" x 1 2/3"
8	GD11259	1	Sleeve, 3/8" I.D. x 5/8" O.D. x 1 25/32" Long
9	G11592	1	Hex Head Cap Screw, 3/8"-24 x 2 3/4", Grade 8
	G11591	1	Nylon Lock Nut, 3/8"-24, Grade C
10	G3303-98	1	Chain, No. 41, 98 Pitch Including Connector Link
	G3303-16	1	Chain, No. 41, 16 Pitch Including Connector Link (Used W/Row Unit Extension Brackets)
	GR0196	1	Connector Link, No. 41
11	GD1026	1	Sleeve, 1 3/16" Long
12	G10201	1	Special Washer, 3/8" x 1 1/2" O.D.
13	GD1065	1	Idler Spring
14	GD7318	1	Sleeve, 1" Long
15	G10108	1	Lock Nut, 3/8"-16
16	G11387	1	Flat Washer, 3/8" SAE
17	GD11962	1	Idler
18	G10003	3	Hex Head Cap Screw, 3/8"-16 x 1 1/2"
	G10108	3	Lock Nut, 3/8"-16
19	GD24545	2	Row Unit Stop
20	G10326	1	Hex Head Cap Screw, 3/8"-16 x 3 3/4"
21	G10551	1	Clevis Pin, 1/4" x 2 1/2"
	G10669	1	Hair Pin Clip, No. 22
22	G10312	2	Carriage Bolt, 5/16"-18 x 3/4"
	G10620	2	Serrated Flange Nut, 5/16"-18
23	GD28390	1	Shield
24	---	-	<a href="#">See "Gauge Wheels" on page P6</a>
25	GA10157	1	Shank W/Gauge Wheel Pivot Spindle and Set Screw
	GD11001	-	Spindle
	G10438	-	Hex Head Cap Screw, 1/2"-13 x 3/4"
26	G10207	2	Washer, 7/8" O.D. x 1 3/32" I.D. x .134" (If Applicable)
27	GD11845	1	Dust Cap
28	---	-	<a href="#">See "KPM III Electronic Seed Monitor" on page P70</a>
29	GB0285	1	Collar, Depth Adjustment
30	GB0265	1	Pivot Link, Depth Adjustment
31	GD15970	1	Sun Shade
32	G10304	1	Carriage Bolt, 3/8"-16 x 3"
	G10108	1	Lock Nut, 3/8"-16
33	GD16245	-	Sun Shade (Rubber)
34	GD35444	-	Seed Tube Bracket

(RU139)



ITEM	PART NO.	QTY. (Per Row)	DESCRIPTION
1	G10328	2	Hex Head Cap Screw, 3/8"-16 x 5/8"
	G10622	2	Serrated Flange Nut, 3/8"-16
2	GA2012R	1	Disc Scraper, R.H.
	GA2012L	-	Disc Scraper, L.H. (Shown)
3	G10427	12	Rivet, 1/4" x 1/2"
4	GD11017	1	Special Hex Head Cap Screw, 5/8"-11 x 1 1/2", L.H. Threads
	G10007	1	Hex Head Cap Screw, 5/8"-11 x 1 1/2"
5	GD11845	2	Dust Cap
6	G10204	2	Special Machine Bushing, 5/8" x 1" O.D.
7	GD10473	2	Bearing Housing
8	GA2014	2	Bearing
9	GD11306	2	Disc Blade, 3.5 mm x 15"
10	GD30725	-	Machine Bushing, 5/8" (.030" Thick) (As Required)
11	---	-	<a href="#">See "Shank Assembly, Seed Tube, and Depth Adjustment" on page P1</a>
12	GB0301	1	Seed Tube Guard/Inner Scraper
13	G10912	2	Hex Socket Head Cap Screw, 5/16"-18 x 1", Grade 8
14	G10325	1	Hex Head Cap Screw, 3/8"-16 x 2 3/4"
	G10622	1	Serrated Flange Nut, 3/8"-16
15	GD2971-26	1	Sleeve, 3/8" I.D x 5/8" O.D. x 1.63" Long
A	GA8324	-	Disc Blade/Bearing Assembly, Less Dust Cap (Items 3 and 7-9)

RUB021/RUB022(RU78k/B0366)/KE19010-018-00000

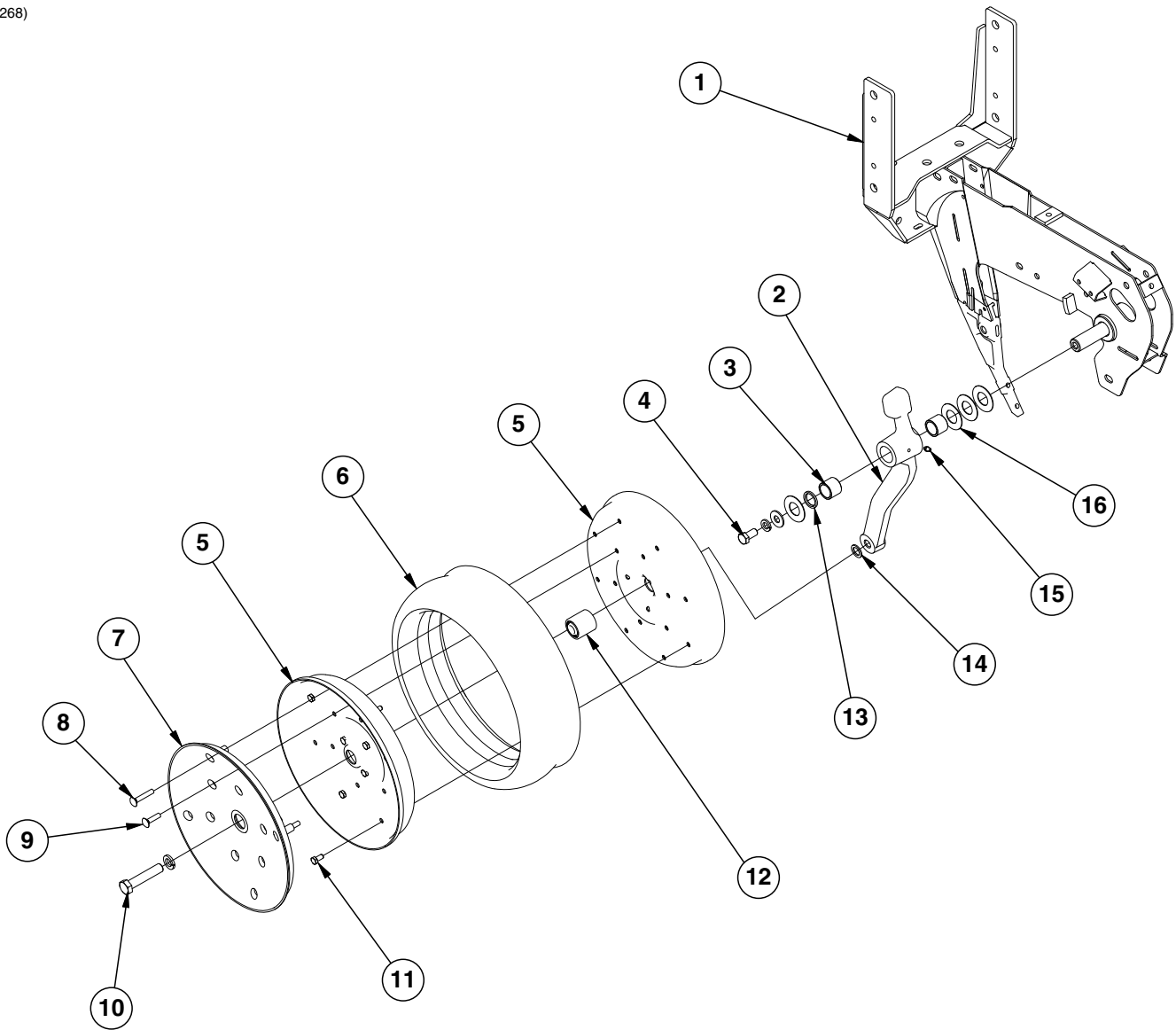


ITEM	PART NO.	QTY. (Per Row)	DESCRIPTION
1	G19010-018-00001	2	U-Bolt, M16-2 x 170
	G10230	4	Lock Washer, 5/8"
	G12033	4	Hex Nut, M16-2.0
2	GD10036	1	Mounting Support Plate
3	GB0218	4	Bushing, 2 <sup>1</sup> / <sub>32</sub> " I.D. x 7/8" O.D. x 1 <sup>9</sup> / <sub>32</sub> " Long
4	GD11422	2	Upper Parallel Arm
5	G10732	4	Hex Head Cap Screw, 5/8"-18 x 2"
	G11391	4	Flat Washer, 5/8" SAE
	G11514	4	Lock Nut, 5/8"-18
6	GB0186	2	Spring Anchor
7	GD14217	2	Tab Lock Pin, 7/16" x 1 1/2"
8	GD8249	2-4	Spring
9	---	-	<a href="#">See "Hopper Support and Meter Drive" on page P10</a>
10	GA24693	1	Lower Parallel Arm
11	GA1720	1	Bearing/Sprocket, 7/8" Hex Bore
12	G10001	2	Hex Head Cap Screw, 3/8"-16 x 1"
	G10229	2	Lock Washer, 3/8"
	G10101	2	Hex Nut, 3/8"-16
13	G10008	4	Hex Head Cap Screw, 5/8"-11 x 2"
	G10230	4	Lock Washer, 5/8"
	G10104	4	Hex Nut, 5/8"-11
14	GB0366	2	Extension Bracket

**This page left blank intentionally.**

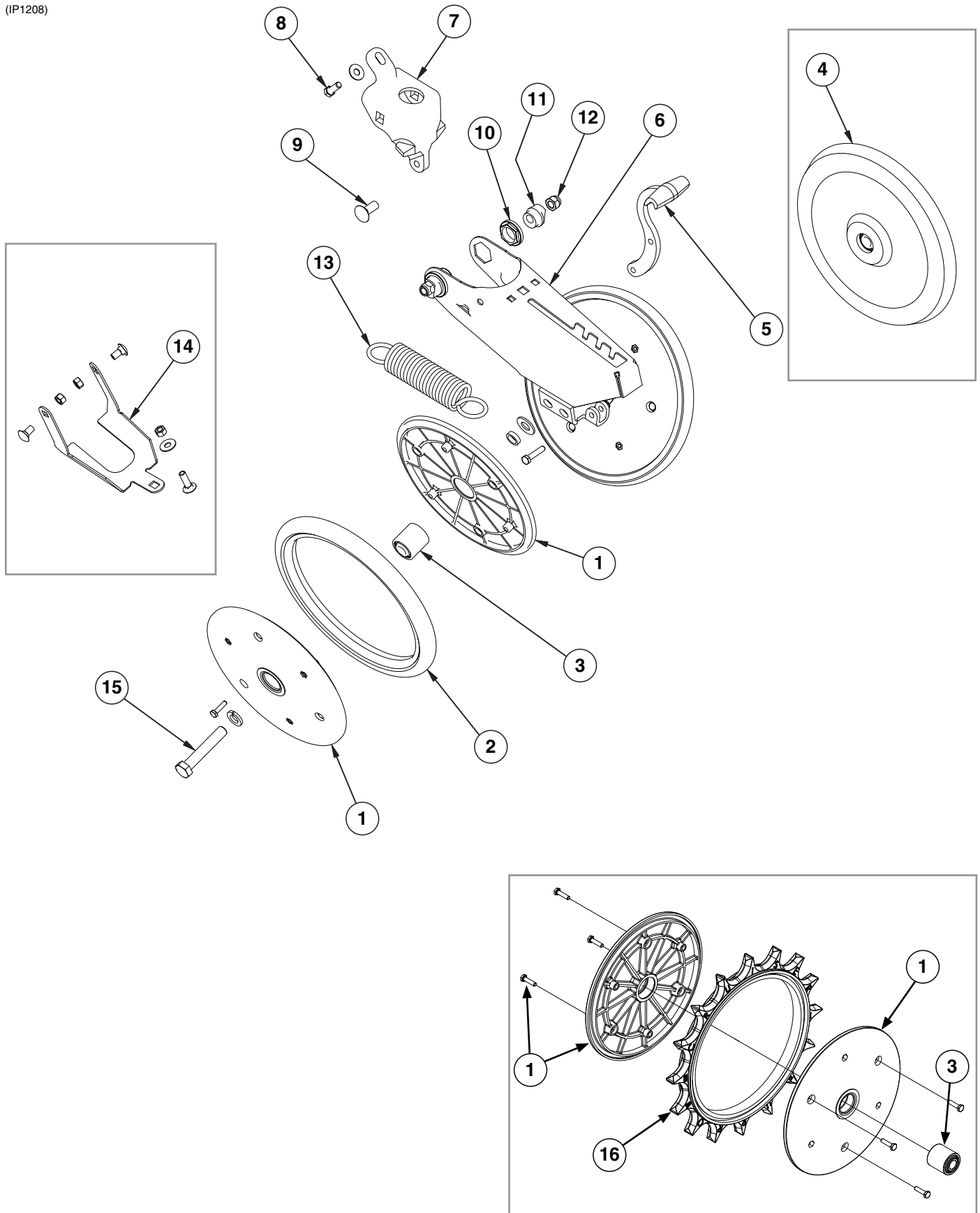


(IP1268)



ITEM	PART NO.	QTY. (Per Row)	DESCRIPTION
1	GA10157	-	<a href="#">See "Shank Assembly, Seed Tube, and Depth Adjustment" on page P1</a>
2	GA21677	1	Wheel Arm W/Grease Fitting, Bushings, and Seals, L.H. (Shown) (Includes Items 3 and 13)
	GA21676	1	Wheel Arm W/Grease Fitting, Bushings, and Seals, R.H. (Includes Items 3 and 13)
3	GB0276	2	Bushing, 1" I.D. x 1¼" O.D. x 1" Long (Per Arm)
4	G10014	1	Hex Head Cap Screw, ½"-13 x 1"
	G10228	2	Lock Washer, ½"
	G10216	2	Washer, ½" USS
5	GD31466	4	Half Wheel
6	GD1086	2	Tire
7	GD11453	2	Cover
8	G10924	8	Carriage Bolt, ⅝"-18 x 1¾"
	G10620	8	Serrated Flange Nut, ⅝"-18
9	G10338	12	Carriage Bolt, ⅝"-18 x 1¼"
	G10620	12	Serrated Flange Nut, ⅝"-18
10	G10010	2	Hex Head Cap Screw, ⅝"-11 x 3"
11	G10018	14	Hex Head Cap Screw, ⅝"-18 x ⅝"
	G10109	14	Lock Nut, ⅝"-18, Grade 8
12	GA6171	2	Bearing
13	GD10991	2	Seal (Per Arm)
14	G10204	2	Special Machine Bushing, ⅝" x 1" O.D.
15	G10640	1	Grease Fitting, ¼"-28 (Per Arm)
16	G10940	-	Machine Bushing, 1" (.048" Thick)
A	GA7949 GA24576	-	Gauge Wheel Complete- White Color (Items 5-9 and 11-12) Gauge Wheel Complete- Black color (Items 5-9 and 11-12)
B	G1K296	-	Gauge Wheel Arm Bushing and Seal Driver Kit, Includes: (1) Seal Driver, (1) Bushing Driver, (1) Instruction

(IP1208)



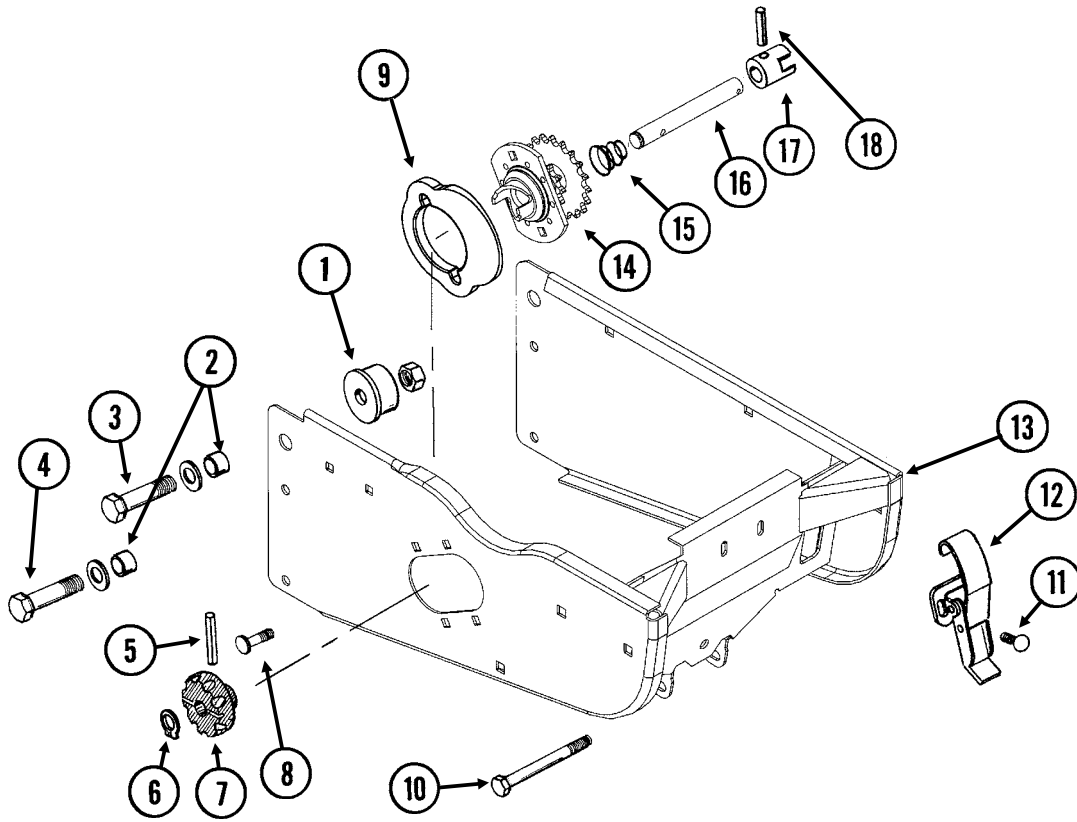
## “V” Closing Wheels

MKE002-02

Model 3030

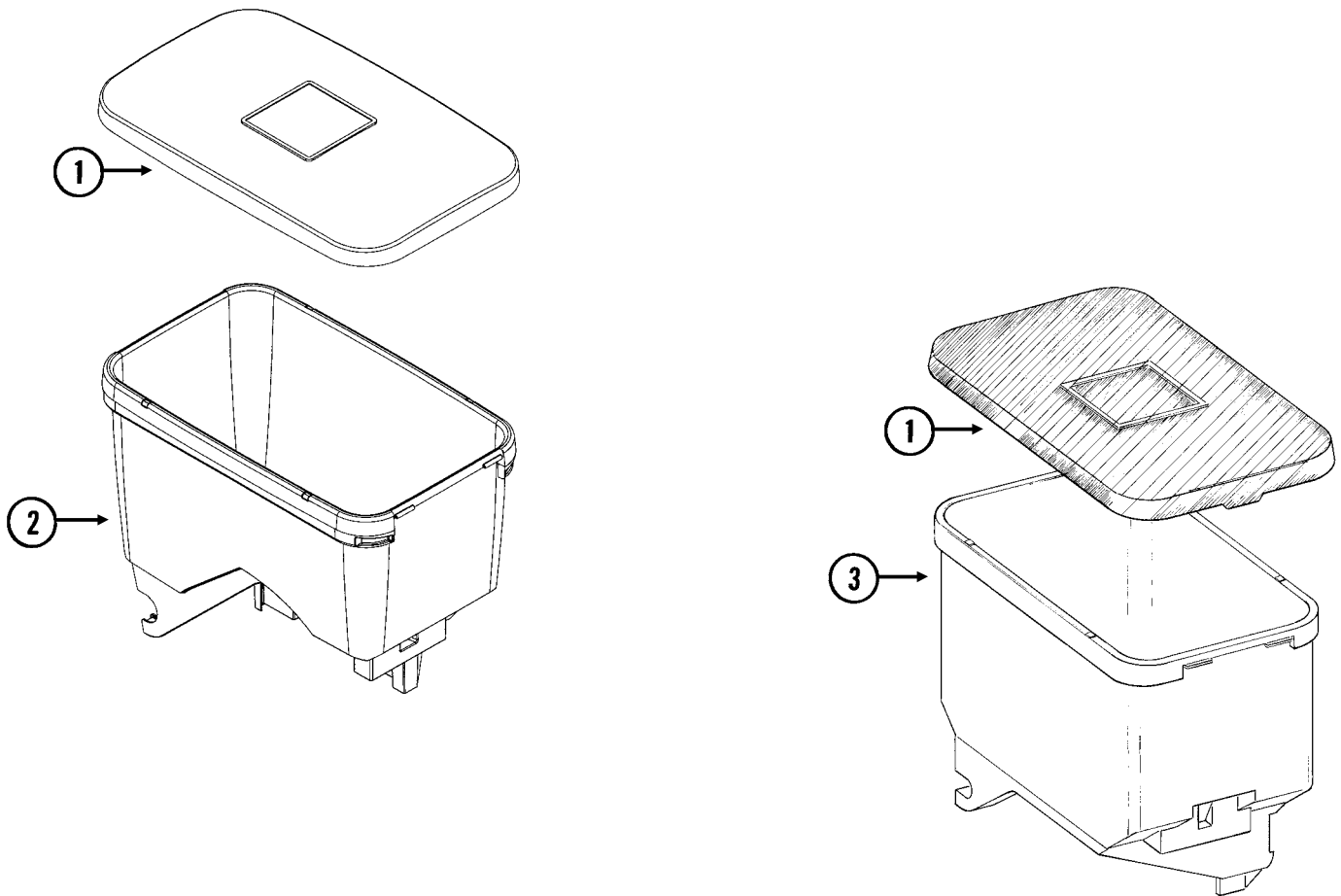
ITEM	PART NO.	QTY. (Per Row)	DESCRIPTION
1	GD9120	4	Nylon Half Wheel
	G10064	12	Hex Head Cap Screw, ¼"-20 x 1"
2	GD1085	2	Rubber Tire, 1" x 12"
3	GA6171	2	Bearing
4	GA6597	1	Cast Iron Closing Wheel W/Bearing
	GA6171	1	Bearing
5	GB0254	1	Lever
	G10133	1	Hex Head Cap Screw, ⅝"-18 x 1½"
	G10109	1	Lock Nut, ⅝"-18, Grade 8
6	GA15197	1	Closing Wheel Arm
7	GB0268	1	Wheel Arm Mount
8	G10001	1	Hex Head Cap Screw, ⅜"-16 x 1"
	G11387	2	Flat Washer, ⅜" SAE
9	G11419	2	Carriage Bolt, ½"-13 x 2¼"
	G10315	-	Carriage Bolt, ½"-13 x 2½" (Used W/Straight Drop In-Furrow Granular Chemical Bracket)
	G11387	-	Flat Washer, ⅜" SAE
10	GB0282	2	Stepped Bushing
11	GB0239	2	Eccentric Bushing
12	G10111	2	Lock Nut, ½"-13
13	GD8460	1	Spring
14	G1K345	-	Closing Wheel Shield Kit W/Hardware and Instruction
	GD26146	1	Closing Wheel Shield (Included W/G1K345)
	G10599	1	Carriage Bolt, ⅜"-16 x 1¼" (Included W/G1K345)
	G10308	2	Carriage Bolt, ⅜"-16 x ¾" (Included W/G1K345)
	G10101	3	Hex Nut, ⅜"-16 (Included W/G1K345)
	G10229	3	Lock Washer, ⅜" (Included W/G1K345)
	G11387	1	Hardened Washer, ⅜" SAE (Included W/G1K345)
15	G10013	2	Hex Head Cap Screw, ⅝"-11 x 3½"
	G11391	2	Flat Washer, ⅝" SAE
	GD1109	2	Bushing, 4⅛" I.D. x 7⁄8" O.D. x ¼" Long
	G10230	2	Lock Washer, ⅝"
	G10107	2	Lock Nut, ⅝"-11
16	GD31353MPP	2	Spiked Wheel Insert (Package of 2)
A	GA6434	-	Rubber Closing Wheel Complete W/Bearing (Items 1-3)
B	GA22165	-	Spiked Closing Wheel (Items 1, 3, and 16)

(METR2d)



ITEM	PART NO.	QTY. (Per Row)	DESCRIPTION
1	GB0314	2	Hopper Mount
2	GB0218	4	Bushing, 2 <sup>1</sup> / <sub>32</sub> " I.D. x 7 <sup>7</sup> / <sub>8</sub> " O.D. x 1 <sup>9</sup> / <sub>32</sub> " Long
3	G10752	2	Hex Head Cap Screw, 5 <sup>8</sup> / <sub>8</sub> "-18 x 2 <sup>1</sup> / <sub>4</sub> "
	G11391	2	Flat Washer, 5 <sup>8</sup> / <sub>8</sub> " SAE
	G11514	2	Lock Nut, 5 <sup>8</sup> / <sub>8</sub> "-18
4	G10751	2	Hex Head Cap Screw, 5 <sup>8</sup> / <sub>8</sub> "-18 x 1 <sup>3</sup> / <sub>4</sub> "
	G11391	2	Flat Washer, 5 <sup>8</sup> / <sub>8</sub> " SAE
	G11514	2	Lock Nut, 5 <sup>8</sup> / <sub>8</sub> "-18
5	G10602	1	Spring Pin, 1 <sup>4</sup> / <sub>4</sub> " x 1 <sup>1</sup> / <sub>2</sub> "
6	G10567	1	External Retaining Ring, 5 <sup>8</sup> / <sub>8</sub> "
7	GD11239	1	Knob
8	G10338	2	Carriage Bolt, 5 <sup>16</sup> / <sub>16</sub> "-18 x 1 <sup>1</sup> / <sub>4</sub> "
	G10620	2	Serrated Flange Nut, 5 <sup>16</sup> / <sub>16</sub> "-18
9	GB0331	1	Clutch Adapter Plate
10	G10061	1	Hex Head Cap Screw, 3 <sup>8</sup> / <sub>8</sub> "-16 x 3 <sup>1</sup> / <sub>2</sub> "
	G11387	2	Flat Washer, 3 <sup>8</sup> / <sub>8</sub> " SAE
	G10108	1	Lock Nut, 3 <sup>8</sup> / <sub>8</sub> "-16
11	G10309	2	Carriage Bolt, 1 <sup>4</sup> / <sub>4</sub> "-20 x 5 <sup>8</sup> / <sub>8</sub> ", Grade 2
	G10621	2	Serrated Flange Nut, 1 <sup>4</sup> / <sub>4</sub> "-20
12	GA2007	1	Hopper Hold Down Latch
13	GA25180	1	Hopper Support
14	GA10137	1	Double Sprocket and Bearing, Drive Clutch, 11/19 Tooth
15	GD11413	1	Spring
16	GD15747	1	Shaft
17	GB0278	1	Coupler
18	G10546	1	Spring Pin, 3 <sup>16</sup> / <sub>16</sub> " x 1 <sup>1</sup> / <sub>4</sub> "
A	GA10151	-	Seed Meter Clutch Assembly, 11/19 Tooth (Items 5-7 and 14-18)

(METR12/RU87e)

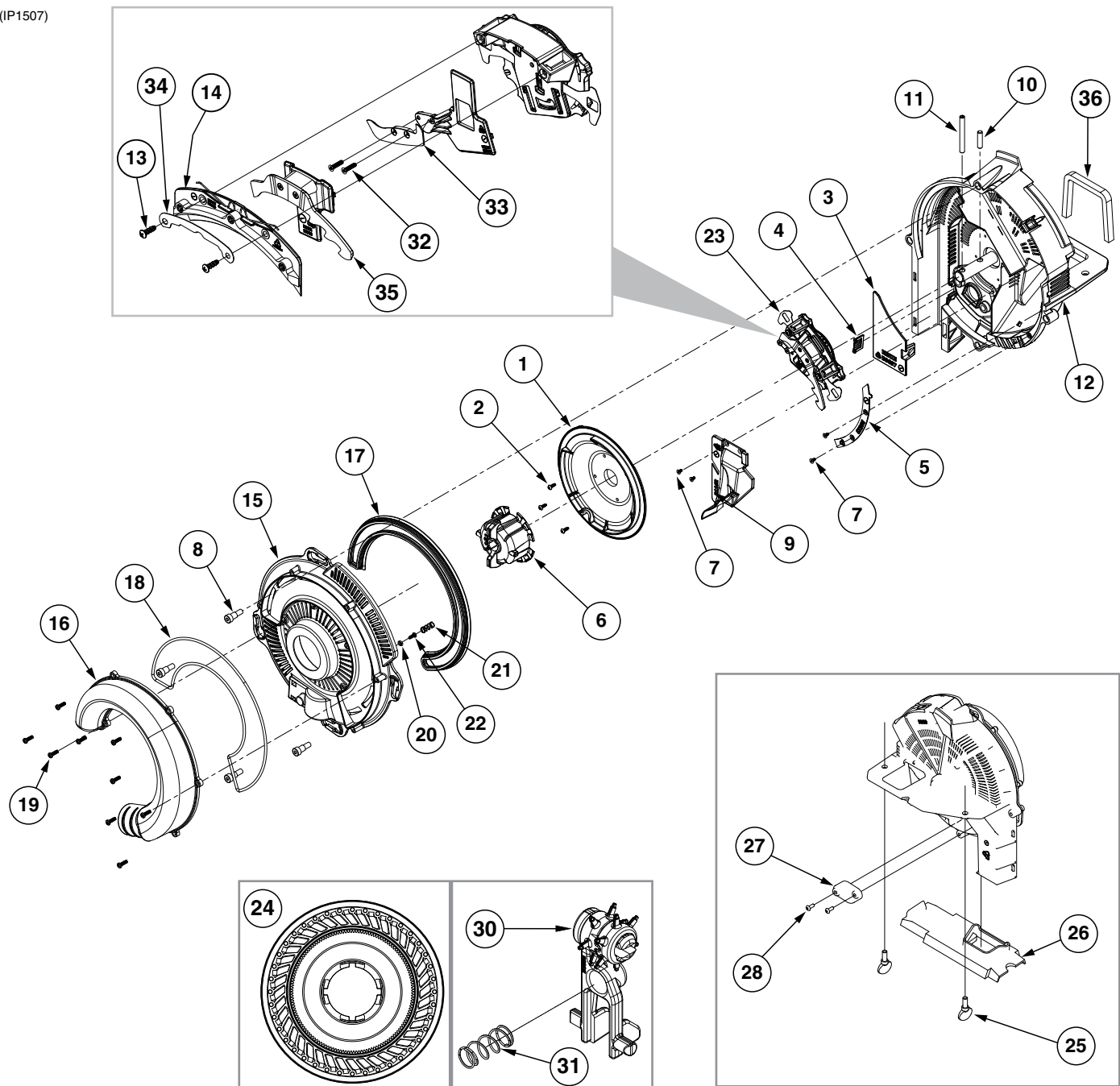


ITEM	PART NO.	QTY.	DESCRIPTION
1	GD11279	1	Lid
2	GA24873 GD12561	1 -	Seed Hopper (Vacuum) Threaded Insert, 5/16"-18
3	GA9714 GD12561	1 -	Seed Hopper, Reinforced (Mechanical) Threaded Insert, 5/16"-18

**This page left blank intentionally.**



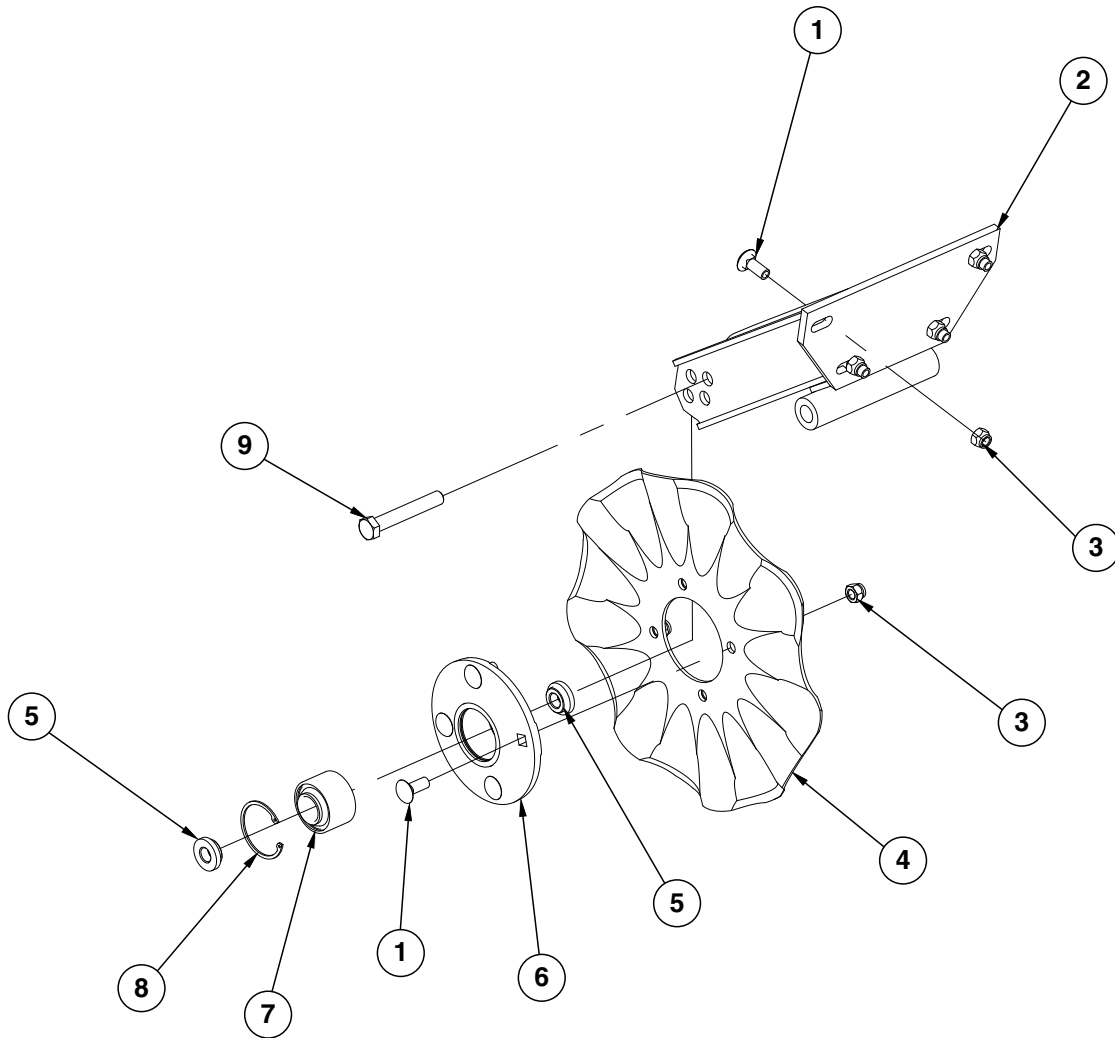
(IP1507)



ITEM	PART NO.	QTY.	DESCRIPTION
1	GB0815	1	Shield
2	G11619	3	Phillips Pan Head Tapping Screw, No. 6-19 x 3/8"
3	GB0697	1	Chute Cover
4	GB0780	1	Brush
5	GB0823	1	Baffle
6	GB1147	1	Disc Hub
7	G11618	4	Torx Flat Head Tapping Screw, No. 6-19 x 1/4"
8	G11172	4	Hex Socket Head Shoulder Screw, 1/4"-20 x 3/8", Stainless Steel

ITEM	PART NO.	QTY.	DESCRIPTION
9	GA24878	1	Brush Assembly
10	G11448	1	Pin, 1/4" x 1"
11	G10475	1	Spring Pin, 1/4" x 2 1/4"
12	GA24877	1	Meter Housing W/Bearing
13	G11578	2	Phillips Pan Head Tapping Screw, No. 8-18 x 1/2"
14	GA24676	1	Singulator Guide Assembly
15	GB0920	1	Cover
16	GB0818	1	Vacuum Port, Pull Row Unit
17	GB0676	1	Lip Seal
18	GD26593	1	Gasket Housing
19	G11556	9	Phillips Pan Head Tapping Screw, 6-19 x 1/2"
20	GB0907	1	Retainer Spring
21	GD25147	1	Compression Spring
22	G11619	1	Phillips Pan Head Tapping Screw, No. 6-19 x 3/8"
23	GA24752	1	Singulator Assembly (Includes Items 13 and 14)
24	G10276X	1	Seed Disc, Corn, 40 Cell, Light Blue Color-Coded, Ejector Wheel, and Spring
	G10277X	-	Seed Disc, Soybean, 120 Cell, Black Color-Coded, Ejector Wheel, and Spring
	G10278X	-	Seed Disc, Sunflower, 40 Cell, Gray Color-Coded, Ejector Wheel, and Spring
25	G11009	2	Locking Thumbscrew, 5/16"-18 x 3/4"
26	GB0926	1	Shank Cover
27	GD28631	1	Cover Plate
28	G11281	2	Hex Button Head Cap Screw, 10-24 x 1/2"
30	GA19112	-	Ejector Arm, Corn
	GA19113	-	Ejector Arm, Soybean
	GA19114	-	Ejector Arm, Sunflower
31	GD25147	-	Compression Spring
32	G11693	2	Torx Flat Head Machine Screw, No. 4-40 x 1/2"
33	GB0921	1	Lower Blade
34	GD29657	1	Retainer
35	GB0958	1	Outer Blade
36	GD34774	1	Meter Gasket
A	G9903X	-	Vacuum Meter Assembly, Pull Row Unit (Excludes Items 24 and 30-31)
B	GA20622	-	Cover Assembly (Items 15-22)

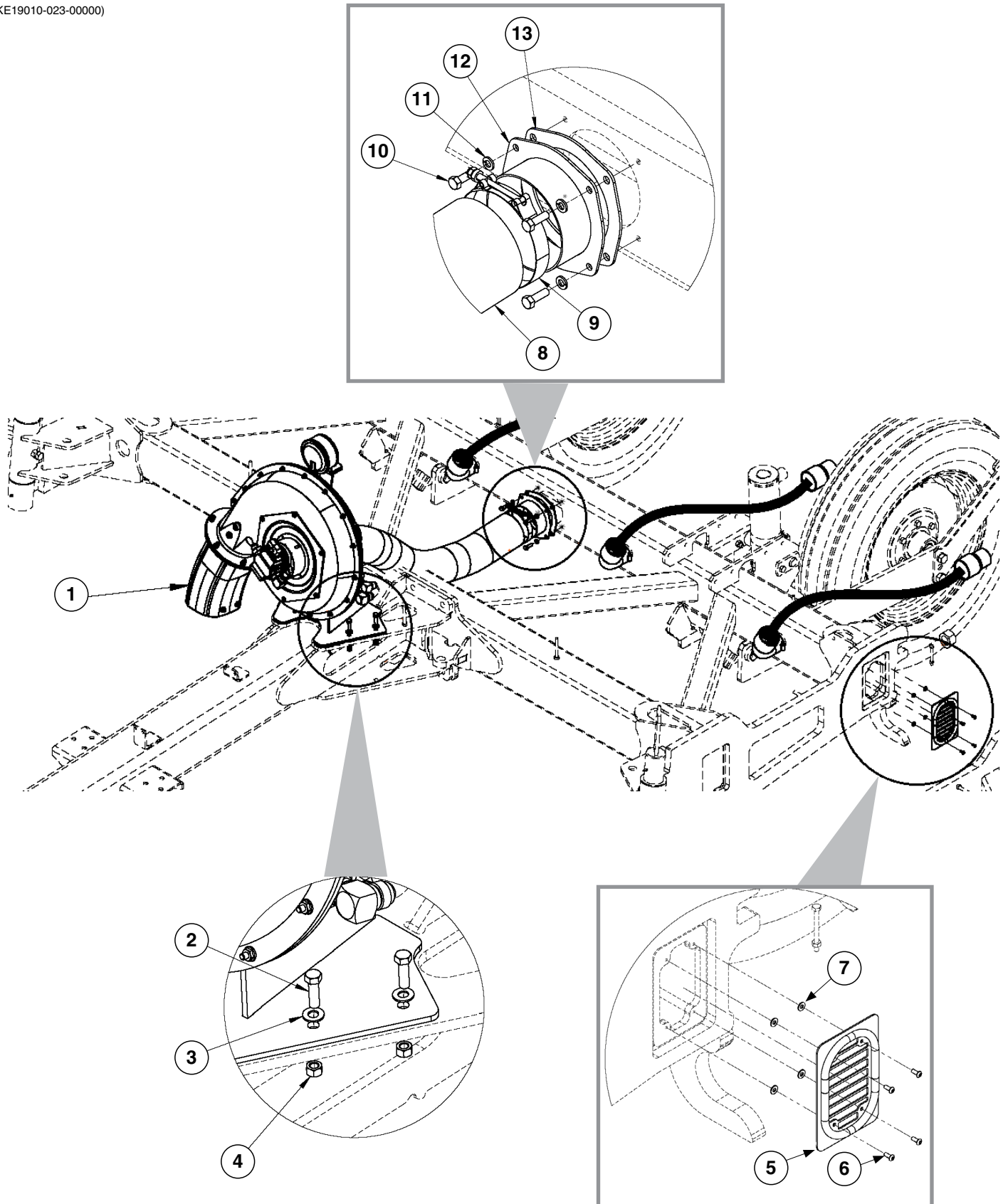
(IP1279)



ITEM	PART NO.	QTY. (Per Row)	DESCRIPTION
1	G10574	8	Carriage Bolt, 1/2"-13 x 1 1/4"
2	GA24239	1	Arm
3	G10111	8	Lock Nut, 1/2"-13
4	GD7804	-	Disc Blade, Bubbled, 1"
	GD9254	-	Disc Blade, Fluted, 3/4", 13 Flutes
5	GD11677	2	Adapter
6	GA8641	1	Hub W/Bearing And Retaining Ring (Includes items 7 and 8)
7	GA8603	1	Bearing, Double Row
8	GD19292	1	Retaining Ring (Square), 27/16"
9	G10036	1	Hex Head Cap Screw, 5/8"-11 x 4"
	G10107	1	Lock Nut, 5/8"-11

**This page left blank intentionally.**

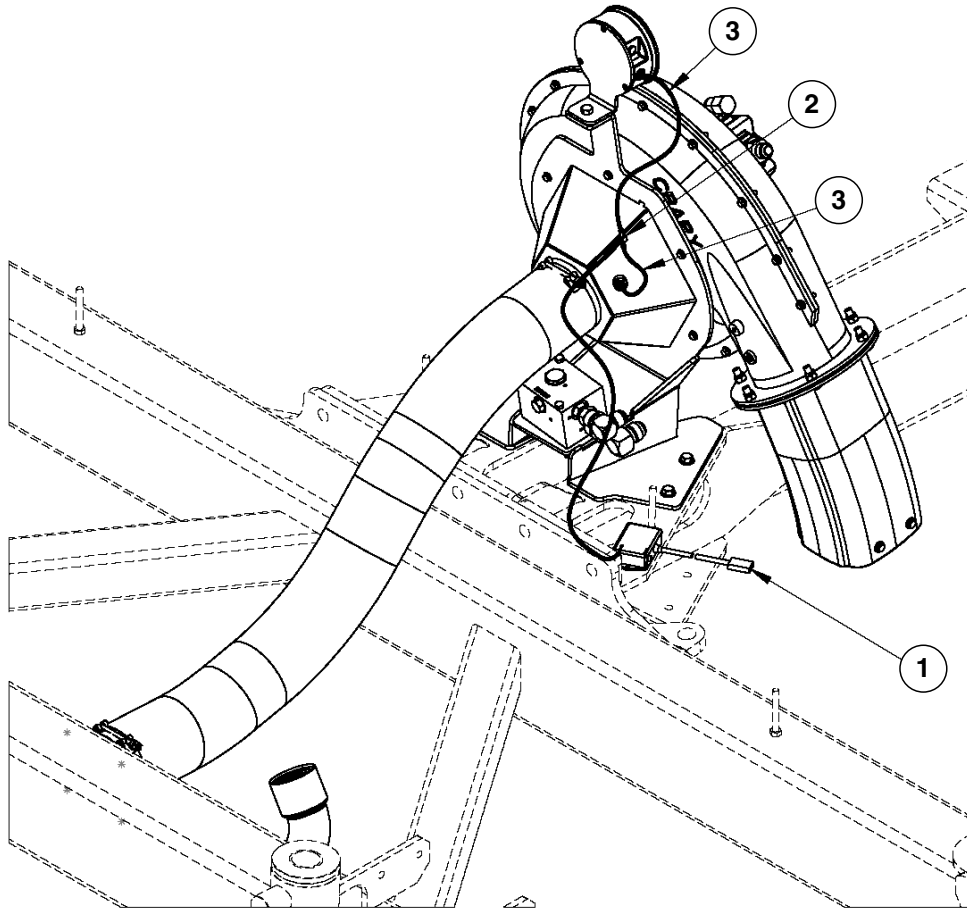
(KE19010-023-00000)



ITEM	PART NO.	QTY.	DESCRIPTION
1	---	-	<a href="#">See "Vacuum Manifold" on page P22</a>
2	G10004	4	Hex Head Cap Screw, 3/8"-16 x 1-1/4"
3	G11387	4	Flat Washer, 3/8"
4	G10101	4	Hex Nut, 3/8"-16
5	G19010-023-08001	4	Vacuum Seal Mount Plate
	GD17061-01	2*	Rubber Vacuum Seal
6	G11281	16	Hex Button Head Cap Screw, 10-24 x 1/2"
7	G10243	16	Flat Washer No. 10
8	GD19659-03	1	Black Hose, 4½" x 49"
9	G11360	2	T-Bolt Hose Clamp, 4 ½"
10	G10019	4	Hex Head Cap Screw, 5/16"-18 x 1"
11	G10232	4	Lock Washer, 5/16"
12	G19010-023-03000	1	Vacuum Outlet Adapter
13	G19010-023-02008	1	Vacuum Outlet Frame Gasket

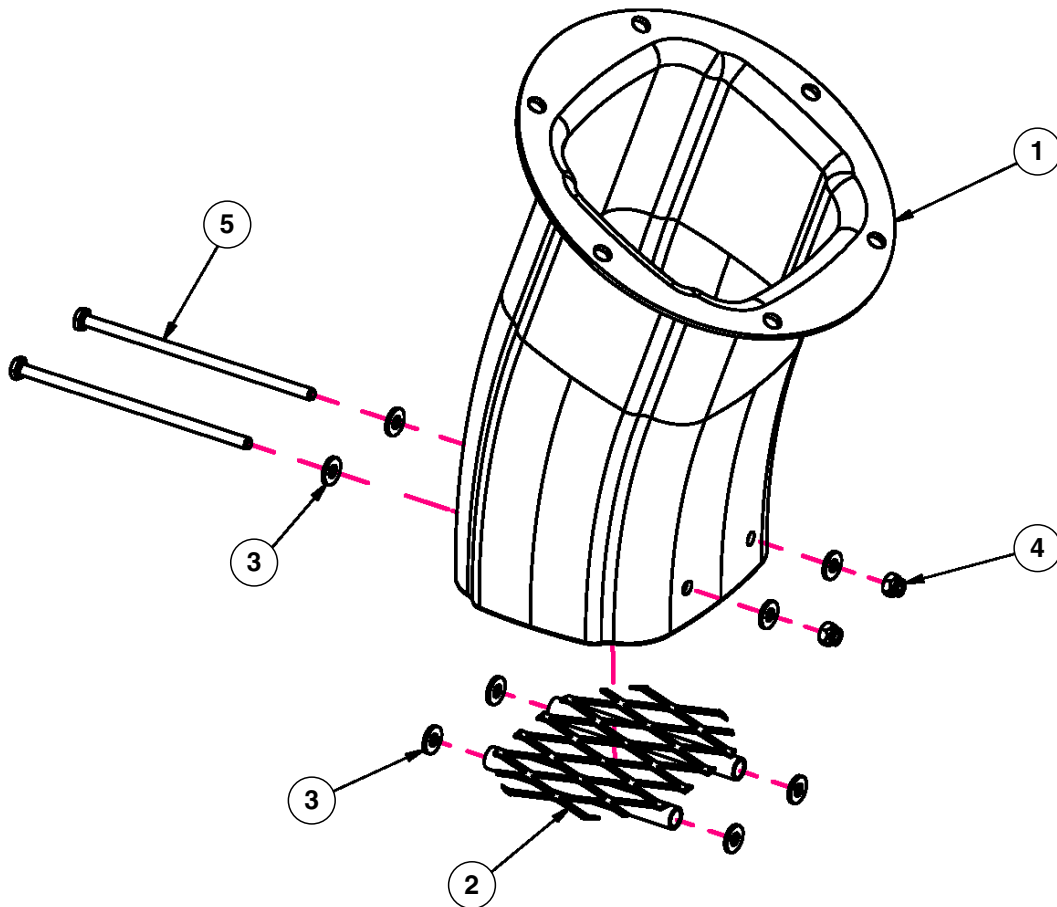
\*1 Rubber Seal is used for 2 Mount Plates.

(KE19010-023-00000)



ITEM	PART NO.	QTY.	DESCRIPTION
1	GA14847	1	Low Pressure Sensor (0-40 IN H2O)
2	GD21278	1	Reducing Tee, 3/16" x 1/8" x 3/16"
3	GD15849-01	1	Clear Tube, 5/16" x 23-1/4"

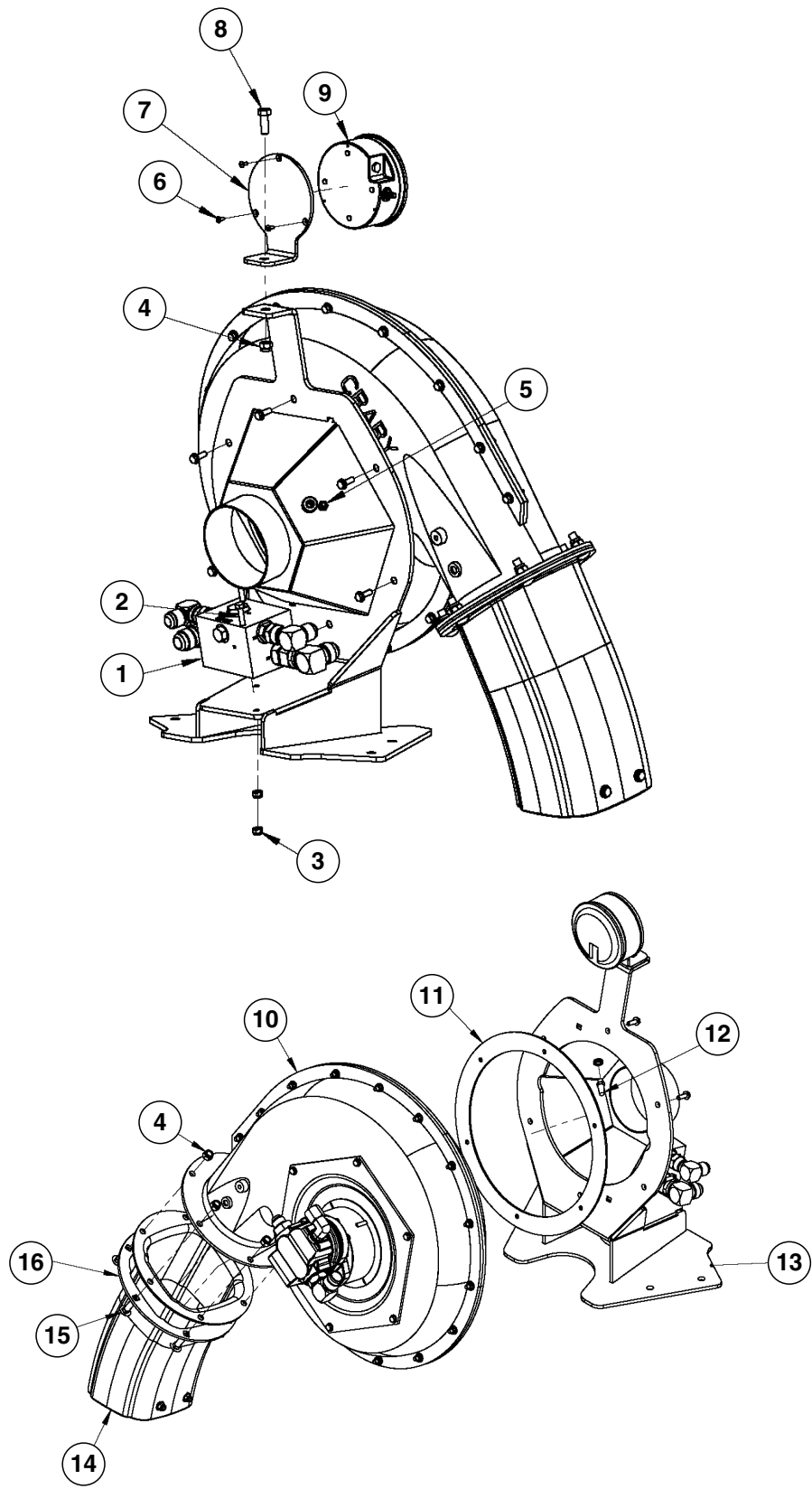
(A21337)



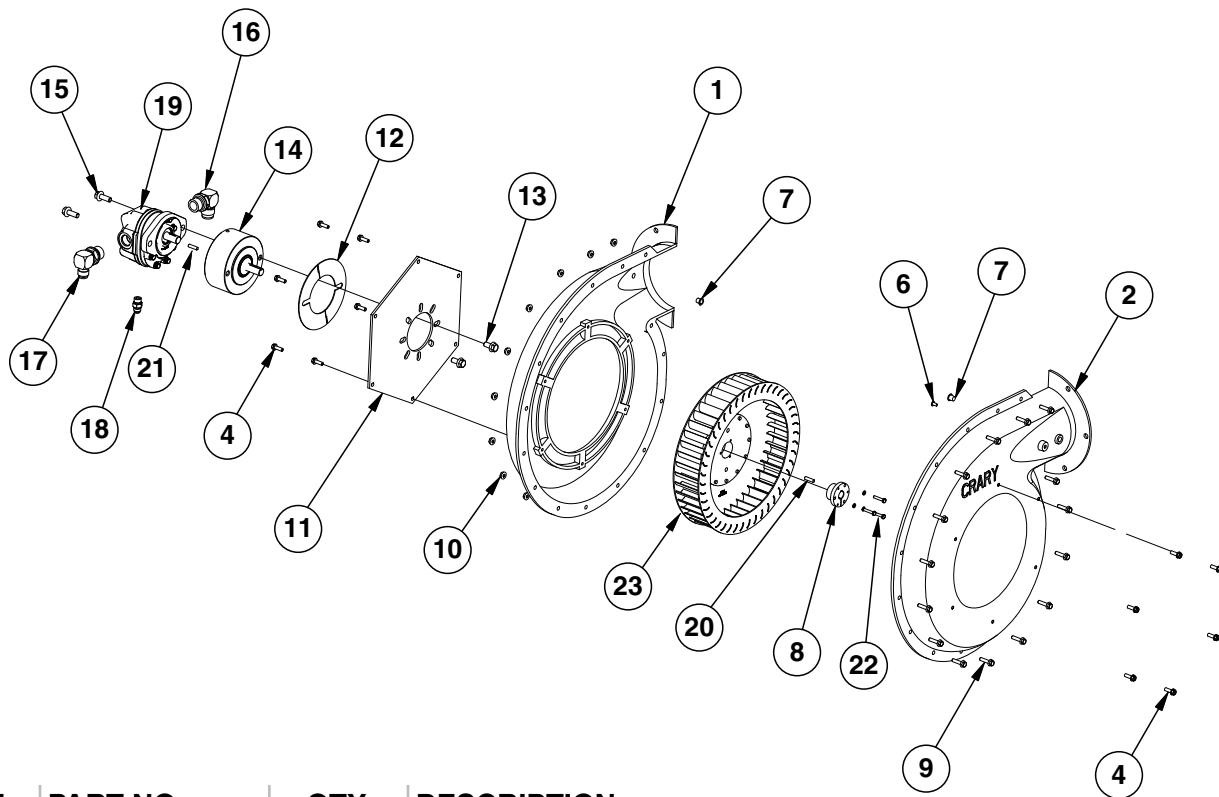
ITEM	PART NO.	QTY.	DESCRIPTION
1	GD27402	1	Exhaust Fan Diffuser
2	GA15812	1	Screen
3	G11385	8	Flat Washer, 1/4"
4	G11320	2	Lock Nut, 1/4"-20
5	G11730	2	Hex Head Cap Screw, 1/4"-20 x 6"



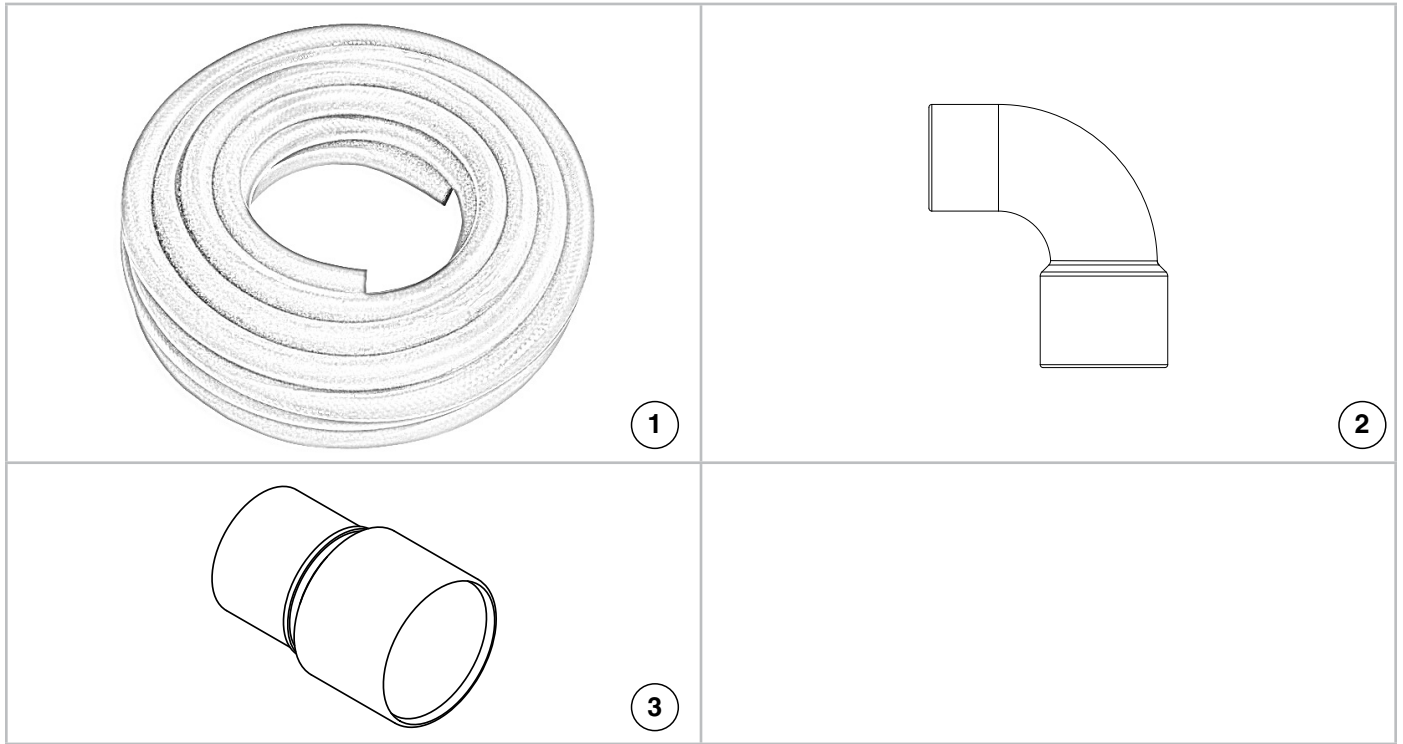
(KE19010-023-06000)



ITEM	PART NO.	QTY.	DESCRIPTION
1	GA14531	1	ASD Fan Block Assembly
2	G11135	2	Hex Head Cap Screw, 1/4"-20 X 3 3/4"
3	G10110	2	Lock Nut, 1/4"-20
4	G10108	7	Lock Nut, 3/8"-16
5	GR1777	1	Hose Barb, 3/16" x 1/8" NPT
6	G11215	3	Hex Flat Head Cap Screw, No. 6-32 x 3/8"
7	GD15804	1	Pressure Gauge Mount
8	G10001	1	Hex Head Cap Screw, 3/8"-16 x 1"
9	GA21406	1	Pressure Gauge
10	---	-	<a href="#">See "Vacuum Fan Assembly" on page P24</a>
11	GD26697	1	Gasket Fan
12	GA19018	1	Air Filter, 1/8" NPT
13	G19010-023-06100	1	Vacuum Fan Mount
14	GA21337	1	<a href="#">See "Fan Diffuser" on page P21</a>
15	G10599	6	Carriage Bolt, 3/8"-16 x 1-1/4"
16	GD27181	1	Fan Diffuser Gasket

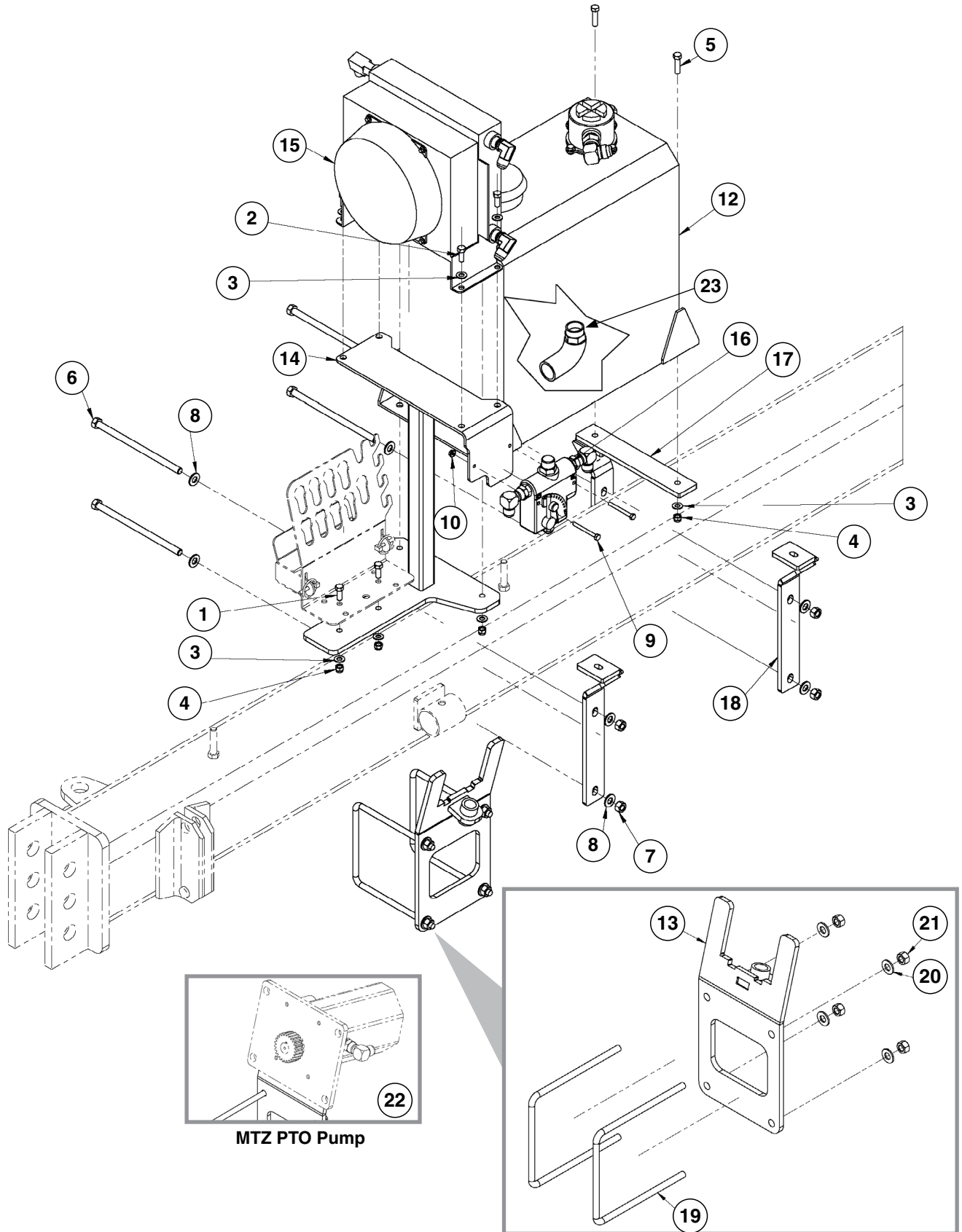


ITEM	PART NO.	QTY.	DESCRIPTION
1	GR1971	1	Flanged Inner Case
2	GR1970	1	Flanged Outer Case
3	---	-	---
4	G10988	12	Hex Non-Serrated Flange Cap Screw, 1/4"-20 x 3/4"
5	---	-	---
6	GR1978	1	Plastic Plug, 1/4"
7	GR1979	2	Plastic Plug, 7/16"
8	GR1961	1	Bushing, 5/8"
9	G11409	15	Hex Serrated Flanged Cap Screw, 1/4"-20 x 1"
10	G10621	15	Serrated Flange Nut, 1/4"-20
11	GR1969	2	Backing Plate
12	GR1968	2	Cover Plate
13	G11123	2	Hex Serrated Flange Cap Screw, 3/8"-16 x 3/4"
14	GA15452	1	Overhung Load Adapter
15	G11124	2	Hex Serrated Flange Cap Screw, 3/8"-16 x 1"
16	G6801-12	1	Elbow W/O-Ring, 90°, 1 1/16"-12 Male JIC To O-Ring
17	G6801-10-12	1	Elbow W/O-Ring, 90°, 7/8"-14 Male JIC To 1 1/16"-12 O-Ring
18	G6400-06	1	Connector W/O-Ring, 9/16"-18 Male JIC To O-Ring
19	GA14574	1	Hydraulic Motor
20	GD21300	1	Key Stock, 3/16" x 3/4"
21	GR2000	1	Hydraulic Motor Key
22	G11518	3	Hex Head Machine Screw, #10-24 x 1"
	G10243	3	Washer, No. 10 SAE
23	GR2109	-	Impeller
A	GR1960	-	Fan Motor Seal Kit
B	GA14573	-	Fan Assembly (Flanged) (Items 1-7 and 9-12)



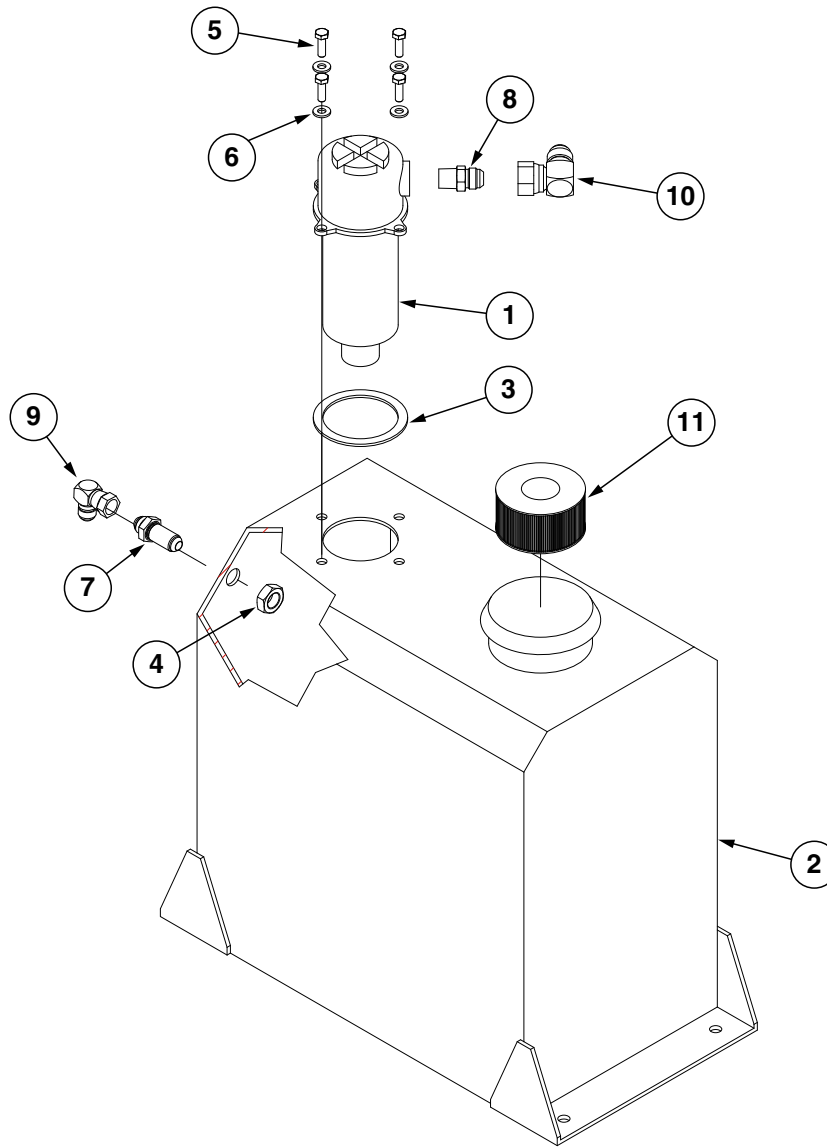
ITEM	PART NO.	QTY.	DESCRIPTION
1	GD15792-24	-	Vacuum Hose, 2" x 40"
2	GD14626	-	90° Elbow
3	GD14627	-	Coupler, 2"
4	G10676	-	Hose Clamp, No. 36

(KE19010-021-0000)



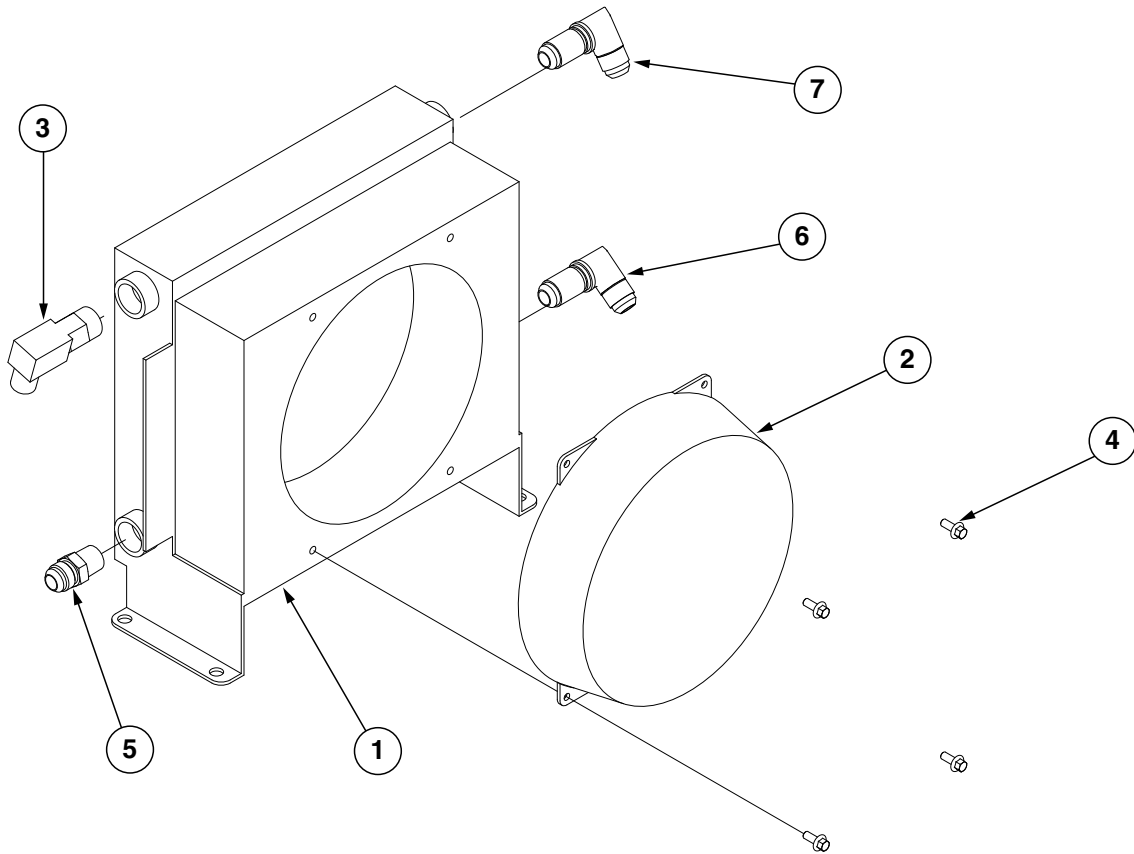
ITEM	PART NO.	QTY.	DESCRIPTION
1	G10001	2	Hex Head Cap Screw, 3/8"-16 x 1"
2	G10001	4	Hex Head Cap Screw, 3/8"-16 x 1"
3	G11387	10	Flat Washer, 3/8"
4	G10108	6	Lock Nut, 3/8"-16
5	G10003	4	Hex Head Cap Screw, 3/8"-16 x 1 1/2"
6	G10909	4	Hex Head Cap Screw, 1/2"-13 x 9"
7	G10102	4	Hex Nut, 1/2"-13
8	G11389	8	Flat Washer, 1/2"
9	G10403	2	Hex Head Cap Screw, 1/4"-20 x 2 1/2"
10	G10621	2	Serrated Flange Nut, 1/4"-20
11	G10101	4	Hex Nut, 3/8"-16
12	GA22223	1	<a href="#">See "Hydraulic Tank" on page P28</a>
13	G19010-021-03100	1	Universal PTO Pump Mount
14	G19010-021-07000	1	Cooler Support
15	GA22306	1	Cooler Fan Assembly
16	GA22305	1	<a href="#">See "Bypass Valve Assembly" on page P102</a>
17	G19010-021-07003	1	PTO Tank Spacer Plate
18	G10018501	4	Tank Mount
19	GD7145	2	U-Bolt, 7" x 7" x 1/2"-13
20	G11389	4	Flat Washer, 1/2" Plated SAE
21	G10102	4	Hex Nut, 1/2"-13
22	---	-	<a href="#">See "MTZ PTO Pump" on page P30</a>
23	G3801-16-20	1	90° Elbow, 1-5/16"-12 JIC to 1-1/4" BSP

(A22223)



ITEM	PART NO.	QTY.	DESCRIPTION
1	GA21197	1	Return Line Filter
2	GA21295	1	Tank, 60 l
3	GD31439	1	Filter Gasket
4	G10176	1	Hex Jam Nut, 3/4"-16 Grade 2
5	G12003-25	4	Hex Head Cap Screw, M8-1,25 x 25
6	G12081	4	Flat Washer, M8
7	G2700-08	1	Bulkhead Tube Union, 3/4"-16 Male JIC
8	G3800-12-12	1	Adapter, 3/4"-14 BSP x 1 1/16"-12 JIC
9	G6500-08	1	Swivel Elbow, 90°, 3/4"-16 Male JIC To Female
10	G6500-12	1	Swivel Elbow, 90°, 1 1/16"-12 Male JIC To Female
11	GA25474	1	Filter

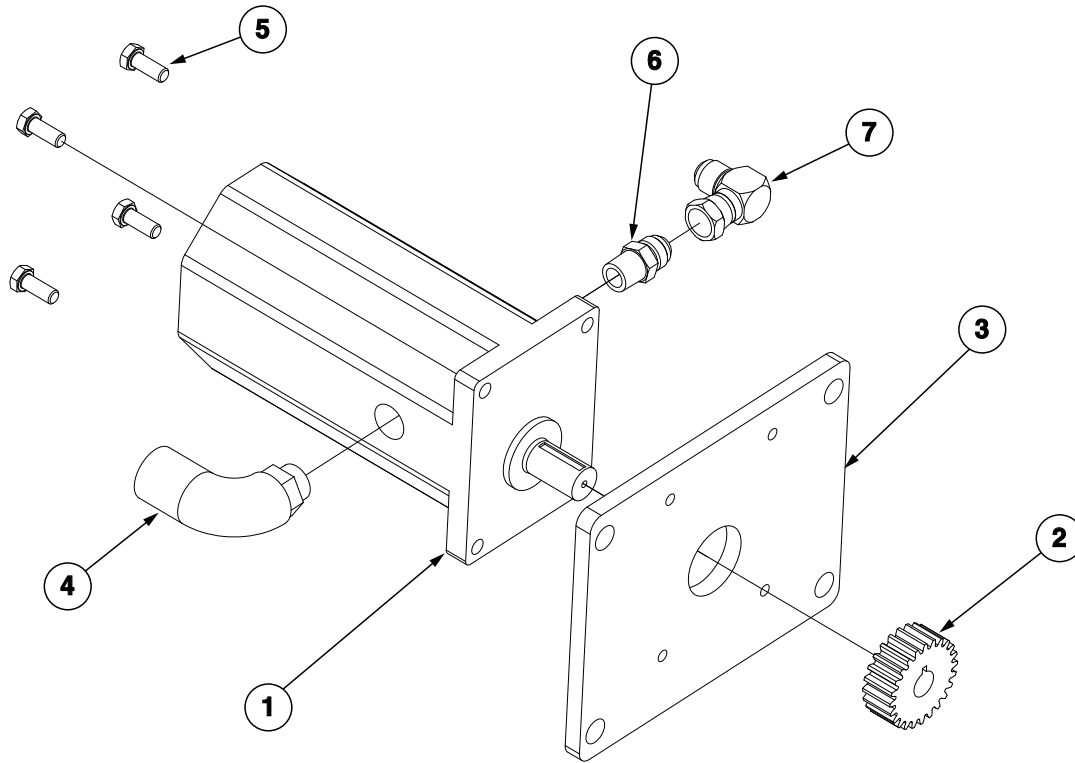
(A22306)



ITEM	PART NO.	QTY.	DESCRIPTION
1	GA21294	1	Oil Cooler
2	GA21300	1	Oil Cooler Fan, 12V (3000 RPM)
3	GA22221	1	Thermostat
4	G12187-15	4	Hex Serrated Flange Cap Screw, M6-1.0 x 15
5	G3800-12-12	1	Male Adapter, 3/4"-14 BSP x 1 1/16"-12 JIC
6	G3801-10-08	1	90° Elbow, 1/2"-12 BSP to 7/8"-14 JIC
7	G3801-12-12	1	90° Elbow, 3/4"-14 BSP to 1 1/16"-12 JIC



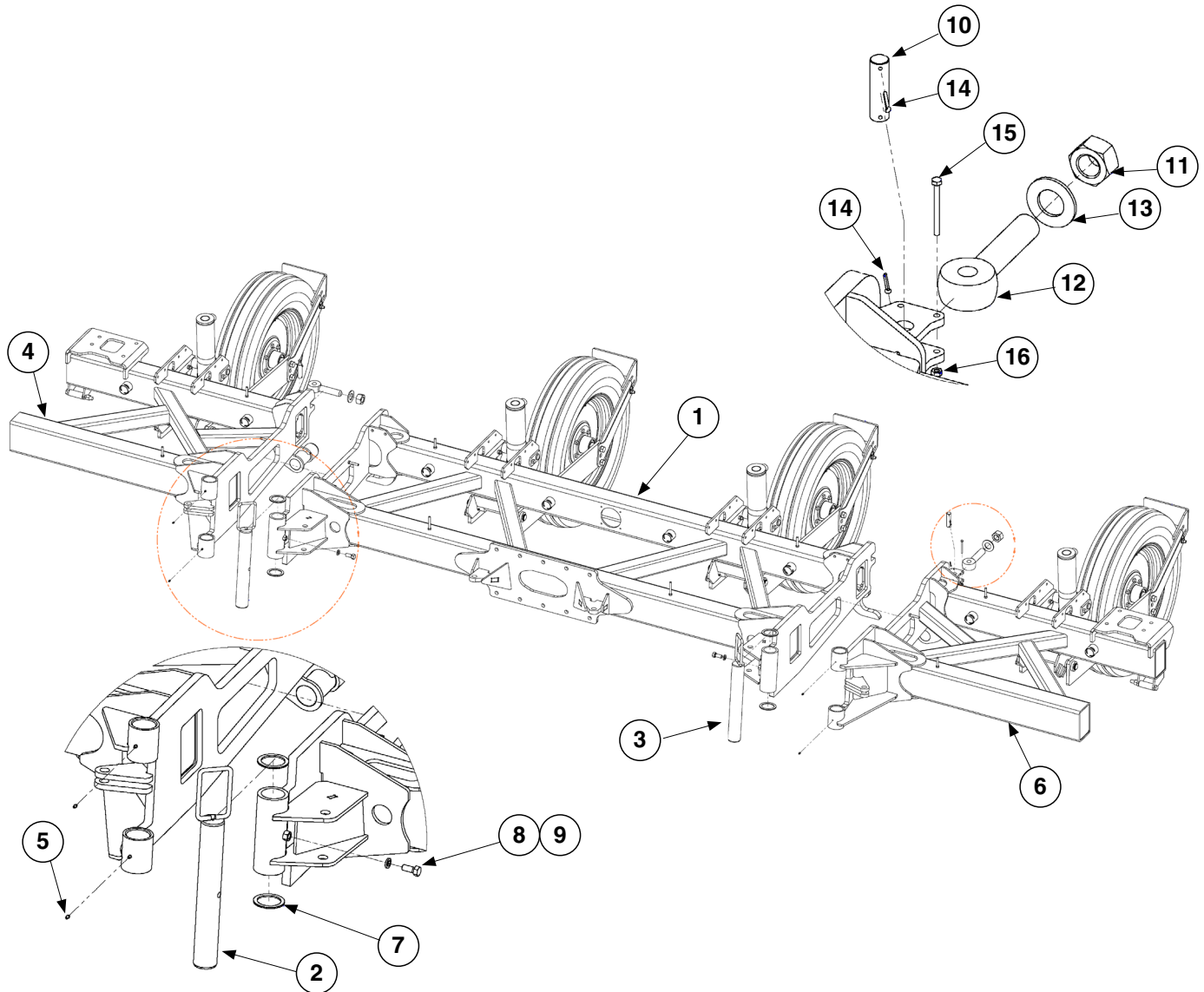
(A22308)



ITEM	PART NO.	QTY.	DESCRIPTION
1	GA21190	1	PTO Gear Pump, 56 CM3/REV
2	GD31435	1	PTO Gear Adapter
3	GD31436	1	PTO Mount Plate
4	G3801-16-16	1	90° Elbow, 1-5/16"-12 JIC to 1" BSP O-Ring
5	G12000-25	4	Hex Head Cap Screw, M10-1,5 x 25
6	G3800-10-12	1	Adapter, 3/4-14 BSP x 7/8-14 JIC
7	G6500-10	1	Swivel Elbow, 90°, 7/8"-14 Male JIC To Female

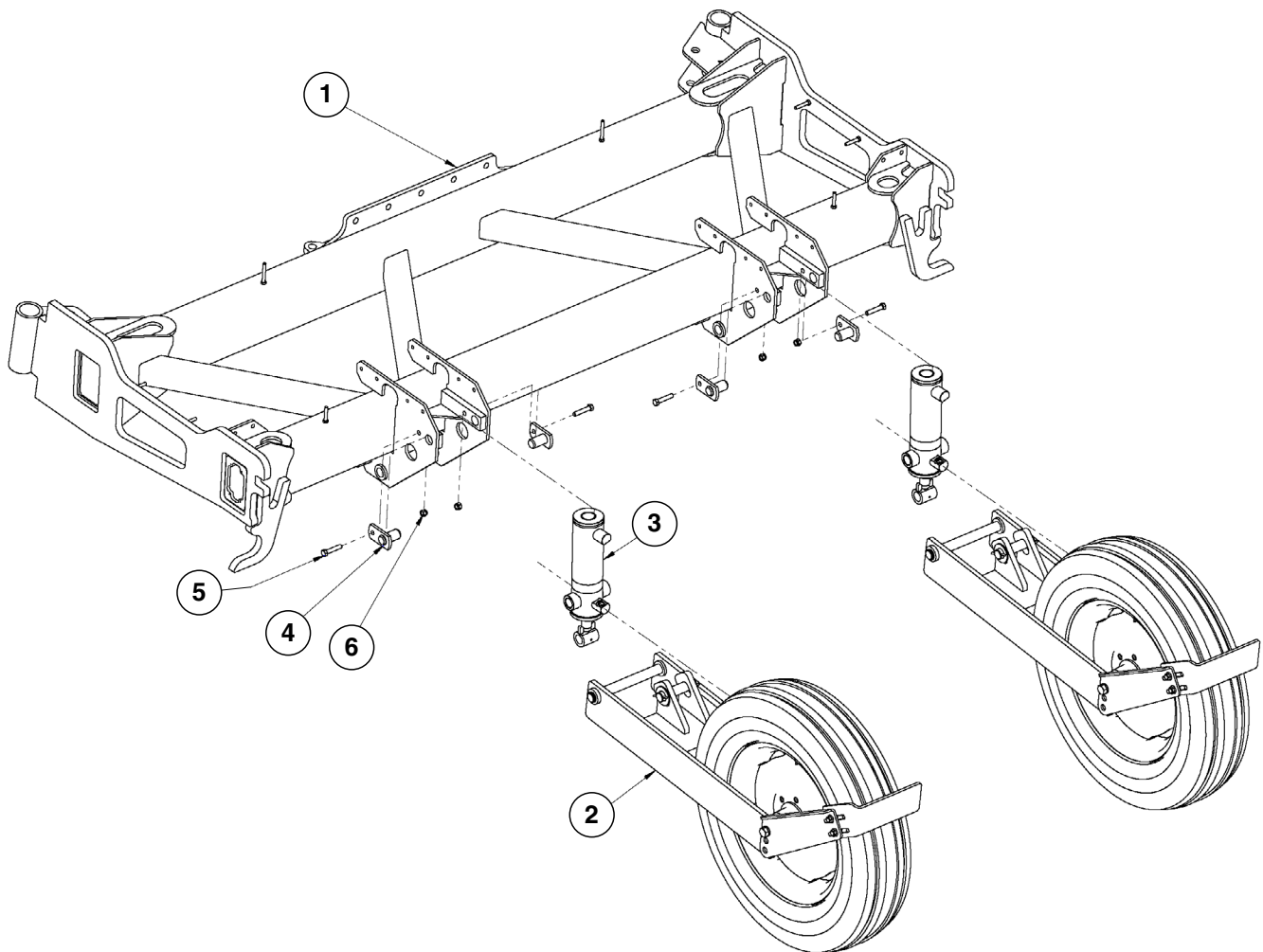
**This page left blank intentionally.**

(KE19010-005-00000)



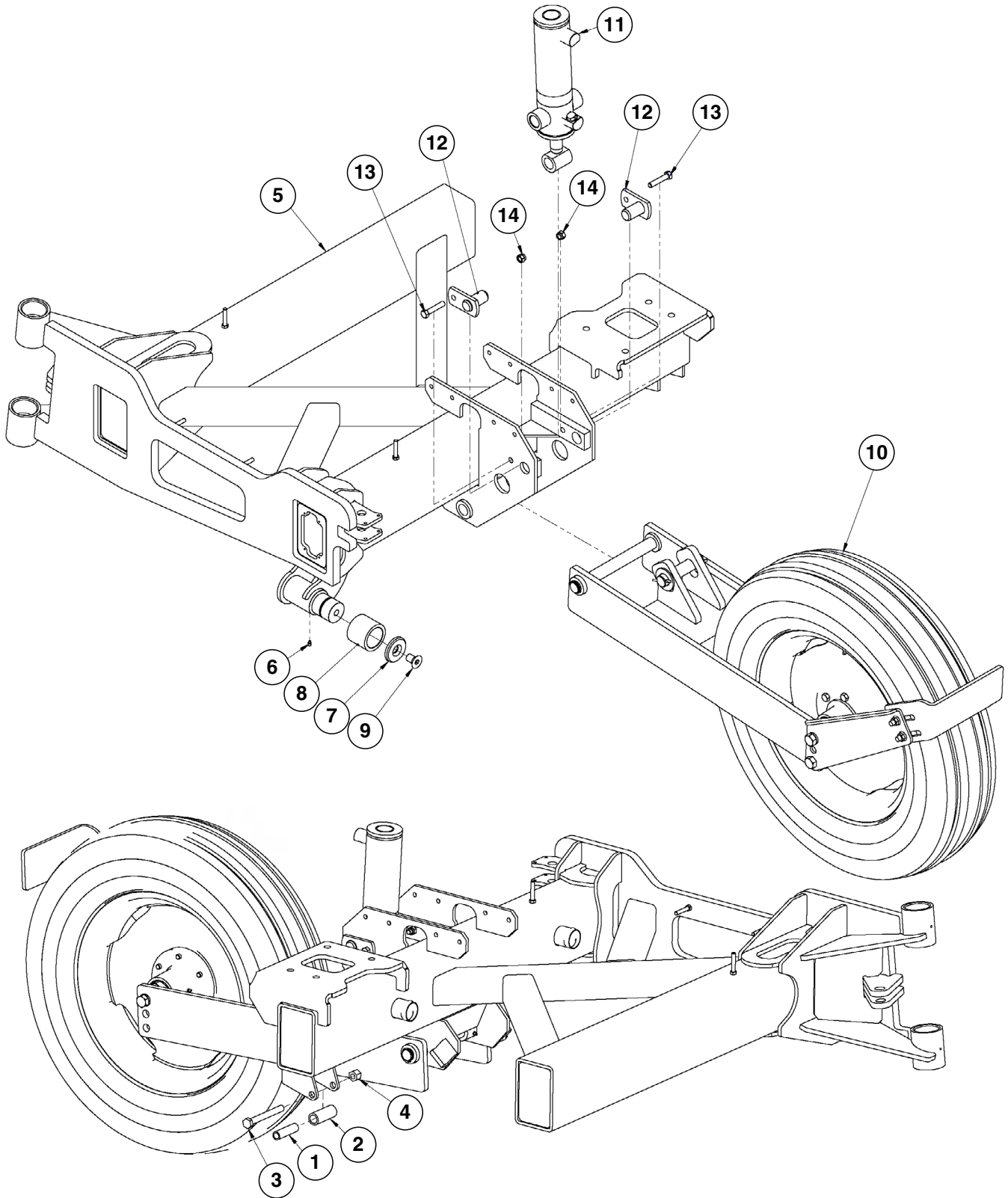
ITEM	PART NO.	QTY.	DESCRIPTION
1	---	-	<a href="#">See "Center Frame Assembly" on page P33</a>
2	G19010-006-04000	1	Pin, R.H.
3	G19010-006-04100	1	Pin, L.H.
4	---	-	<a href="#">See "L.H/R.H. Wing Assembly" on page P34</a>
5	G10640	4	Grease Fitting, 1/4"-28
6	---	-	<a href="#">See "L.H/R.H. Wing Assembly" on page P34</a>
7	G19010-005-00001	4	Bushing, 85 mm O.D. x 65 mm I.D. x 4 mm
8	G10007	2	Hex Head Cap Screw, 5/8"-11 x 1 1/2"
9	G10230	2	Lock Washer, 5/8"
10	GD3311	2	Pin, 7/8" x 3 1/8"
11	GD9688	1	Special Nut, 1 1/4"-7
12	GD3373	2	Eyebolt
13	G11396	2	Flat Washer, 1-1/4"
14	G10457	4	Cotter Pin, 5/32" x 1-1/2"
15	G10746	2	Hex Head Cap Screw, 1/4"-20 x 2 3/4"
16	G10103	2	Hex Nut, 1/4"-20

(KE19010-003-10000)



ITEM	PART NO.	QTY.	DESCRIPTION
1	G19010-003-00000	1	3030 Center Frame
2	---	-	Insert Ground Drive Assembly Cross-Reference
3	GA27182	2	Hydraulic Cylinder Assembly, 3.5 x 8 <a href="#">See "Master Lift Cylinder" on page P92</a>
4	GA5121	4	Cylinder Pin, 2-1/8"
5	G10053	4	Hex Head Cap Screw, 1/2"-13 x 2 1/2"
6	G10111	4	Lock Nut, 1/2"-13

(KE19010-004-04000/ KE19010-004-05000)



ITEM	PART NO.	QTY.	DESCRIPTION
1	GD3180-23	1	Sleeve, 5/8" I.D. x 7/8" O.D. x 3 3/16" Long
2	GD2734-13	1	Sleeve, 1 1/4" O.D. x 3 1/8" Long
3	G10011	1	Hex Head Cap Screw, 5/8"-11 x 5 1/2"
4	G10107	1	Lock Nut, 5/8"-11
5*	G19010-004-01000 or G19010-004-02000	1	Wing, R.H.
		1	Wing, L.H.
6	G10640	1	Grease Fitting, 1/4"-28
7	GD34906	1	Roller Retainer
8	GD34905	1	Stub Wing Roller
9	G11853	1	Hex Flat Head Cap Screw, 3/4"-10 x 1-1/4"
10	---	-	<a href="#">See "Transport and Ground Drive Wheel Assembly" on page P44</a>
11	GA21104	1	Hydraulic Cylinder Assembly, 3.25 x 8 <a href="#">See "Slave Lift Cylinder" on page P93</a>
12	GA5121	2	Cylinder Pin, 2-1/8"
13	G10053	2	Hex Head Cap Screw, 1/2"-13 x 2 1/2"
14	G10111	2	Lock Nut, 1/2"-13

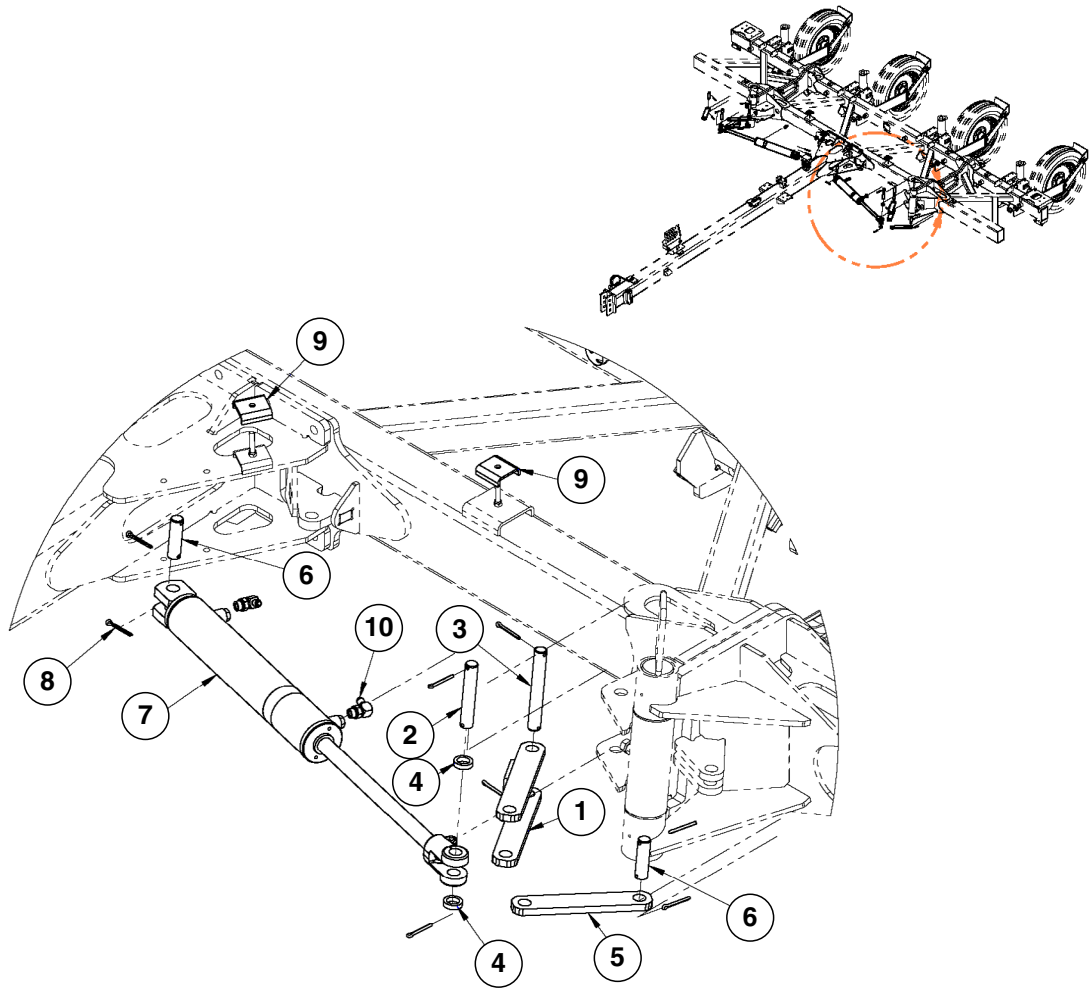
\*Parts-wise, planter wings are mirrored.

# Wing Fold Assembly

Model 3030

MKE002-02

(KE19010-007-00000)



ITEM	PART NO.	QTY.	DESCRIPTION
1	G19010-001-04000	2	Wing Fold Link
2	GD9591	2	Pin, 1" x 5 3/4"
3	GD11177	1	Pin, 1" x 7 1/4"
4	GD5900-12	4	Sleeve, 3/8"
5	G19010-005-00002	2	Wing Fold Link
6	GD9762	4	Pin, 1" x 3 1/2"
7	GA8911	2	<a href="#">See "Hydraulic Wing Fold Cylinder" on page P95</a>
8	G10460	16	Cotter Pin, 1/4" x 2"
9	GD5875	4	Hose Clamp, 9/16" x 2 1/2" x 2"
10	G6801-06-08	4	Elbow W/O-Ring, 90°, 9/16"-18 Male JIC To 3/4"-16 O-Ring

**This page left blank intentionally.**

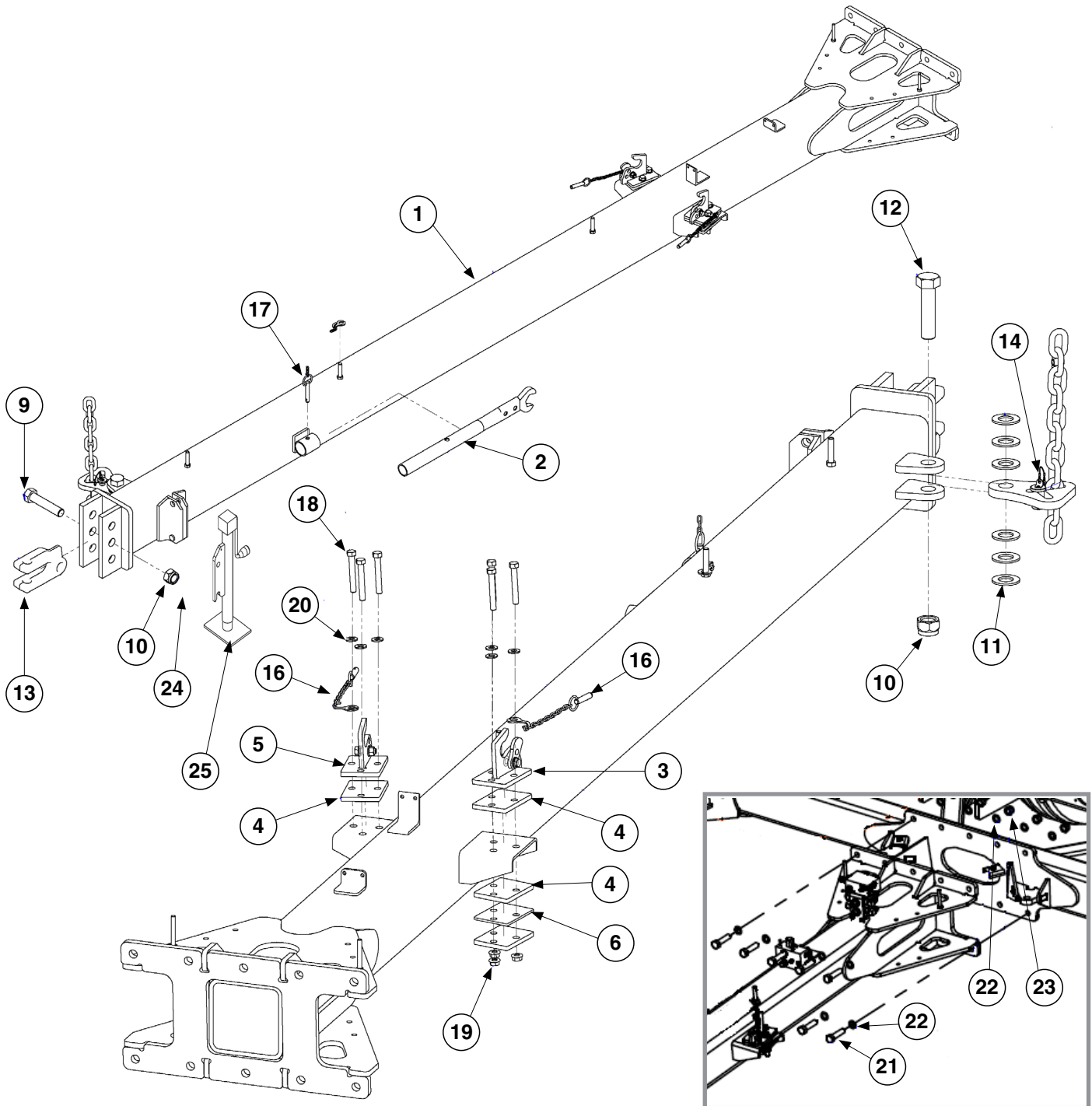


# Hitch Assembly

Model 3030

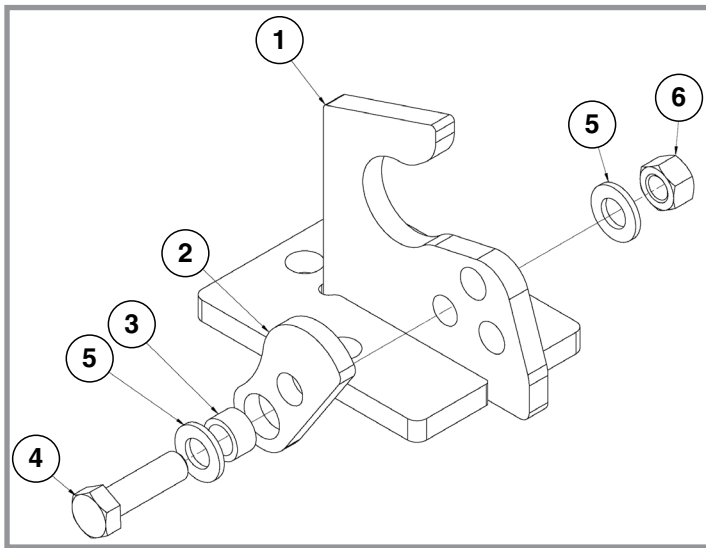
MKE002-02

(KE19010-014-02000/KE19010-018-00000)

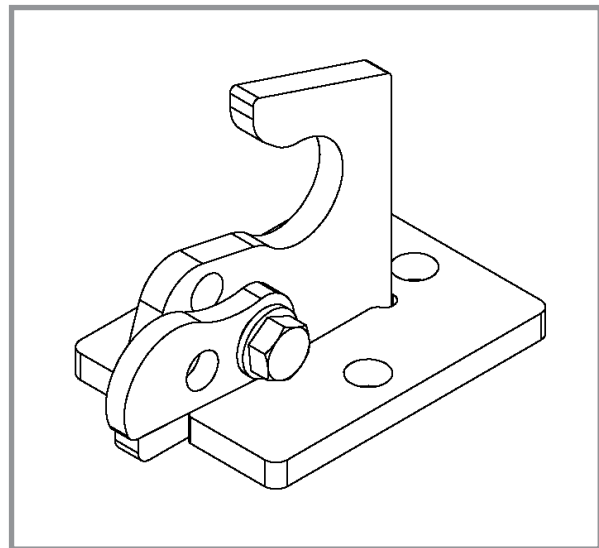


ITEM	PART NO.	QTY.	DESCRIPTION
1	G19010-014-02100	1	Hitch, Model 3030 8 Row
2	GA6798	1	Wrench
3	---	-	<a href="#">See "L.H./R.H. Catcher Assemblies" on page P40</a>
4	G19010-014-02002	6	Spacer Plate, 10 mm
5	---	-	<a href="#">See "L.H./R.H. Catcher Assemblies" on page P40</a>
6	G19010-014-02004	2	Spacer Plate, 5 mm
7	---	-	---
8	---	-	---
9	G10169	1	Hex Head Cap Screw, 1 ¼"-7 x 6"
10	G10157	2	Lock Nut, 1 ¼"-7
11	G11396	6	Flat Washer, 1 ¼"
12	G11290	1	Hex Head Cap Screw, 1 ¼"-7 x 5"
13	GB0156	1	Double Clevis
14	---	-	<a href="#">See "Safety Chain Assembly" on page P41</a>
15	---	-	---
16	G19010-014-09000	2	Detent Pin with Chain
17	G19010-014-02200	1	Detent Pin with Chain
18	G10033	6	Hex Head Cap Screw, ½"-13 x 3 ½"
19	G10071	6	Serrated Flange Nut, 1/2"-13
20	G11389	6	Flat Washer, ½" Plated SAE
21	G11313	10	Hex Head Cap Screw, 3/4"-10 x 3"
22	GD2169	20	Special Washer, 25/32" I.D. x 1 1/4" O.D., Hardened
23	G10112	10	Lock Nut, ¾"-10
24	GA4995	1	Pin Assembly, 7/8" Hitch w/ Chain
25	GA13986	1	Jack Assembly

(KE19010-014-05000/KE19010-014-06000)



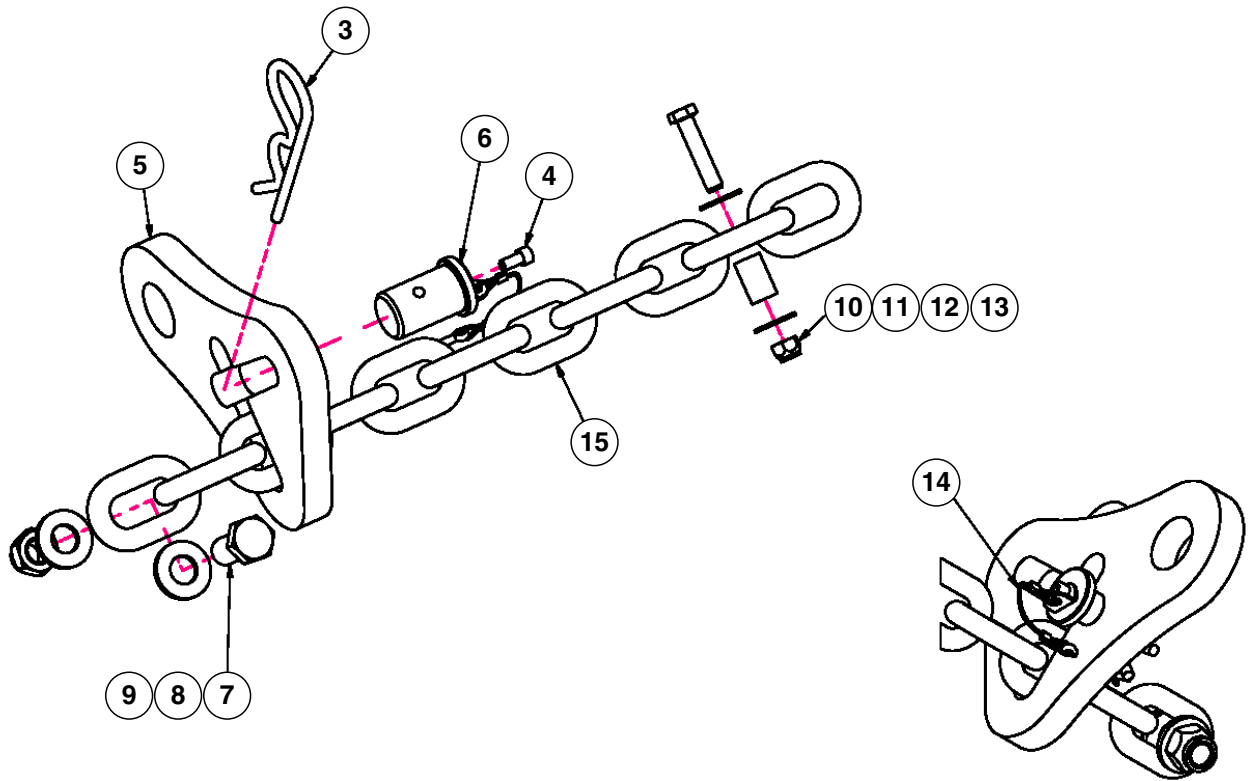
R.H. Catcher



L.H. Catcher (Assembled)

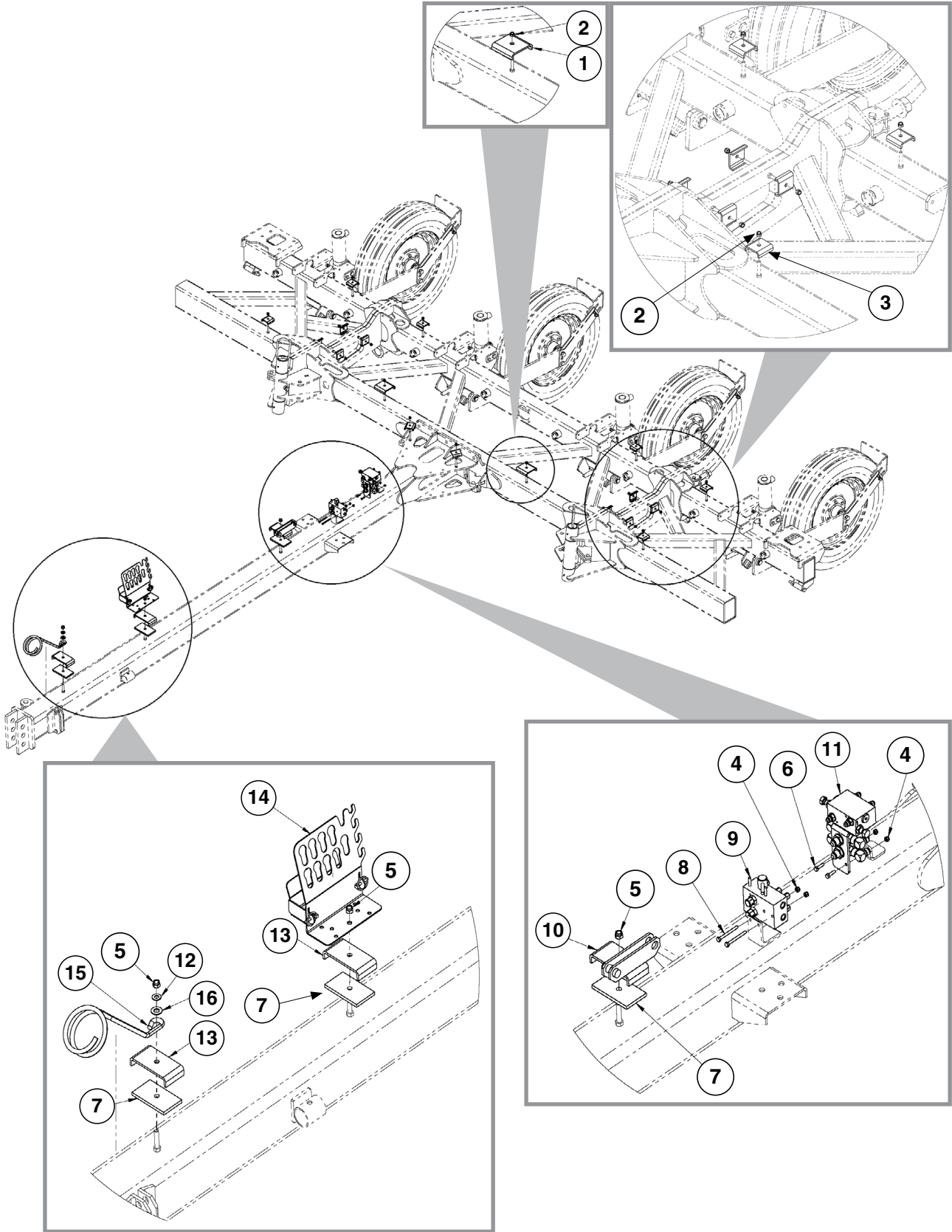
ITEM	PART NO.	QTY.	DESCRIPTION
1	G19010-014-07000	2	Catcher, Model 3030 8 Row
2	G19010-004-01023	1	Locker Plate
3	G19010-014-05001	1	Sleeve, D18x10
4	G12002-40	1	Hex Head Cap Screw, M12-1,75 x 40
5	G12039	2	Flat Washer, M12
6	G12089	1	Hex Nut, M12-1,75

(A25107)



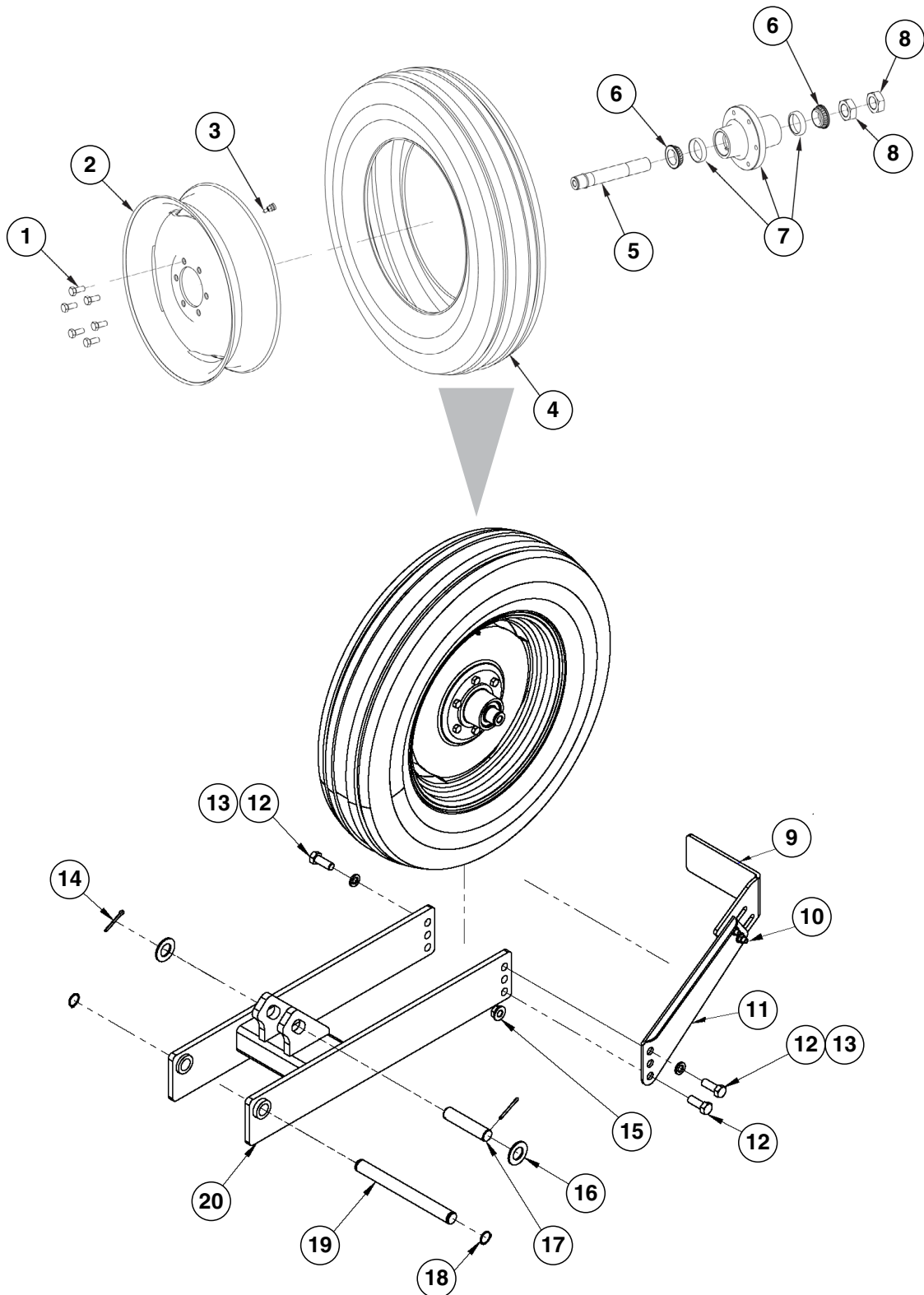
ITEM	PART NO.	QTY.	DESCRIPTION
1	---	-	---
2	---	-	---
3	G10671	1	Hairpin Clip, 3/16" x 3 1/4"
4	G11874	1	Hex Socket Head Cap Screw, 1/4"-20 x 1/2"
5	GD35127	1	Single Chain Latch
6	GD35340	1	Chain Latch Pin
7	G10007	1	Hex Head Cap Screw, 5/8"-11 x 1 1/2"
8	G11391	2	Flat Washer, 5/8" SAE
9	G10107	1	Lock Nut, 5/8"-11
10	G10108	1	Lock Nut, 3/8"-16
11	GD8893-07	1	Sleeve, 1" Long
12	G10047	1	Hex Head Cap Screw, 3/8"-16 x 1 3/4"
13	G10210	2	Washer, 3/8" USS
14	GD35339	1	Looped Tether with Tabs and Cotter Pin
15	G3324-01	1	Safety Chain, 13MM Grade , 97-1/2"

(KE19010-020-00020)



ITEM	PART NO.	QTY.	DESCRIPTION
1	GD0740	2	Hose Clamp, 3/4" x 4" x 3 1/2"
2	G10108	18	Lock Nut, 3/8"-16
3	GD5875	16	Hose Clamp, 9/16" x 2 1/2" x 2"
4	G10110	4	Lock Nut, 1/4"-20
5	G10111	3	Lock Nut, 1/2"-13
6	G10064	2	Hex Head Cap Screw, 1/4"-20 x 1"
7	GD8189	3	Rubber Strip, 3/8"
8	G10746	2	Hex Head Cap Screw, 1/4"-20 x 2 3/4"
9	---	-	<a href="#">See "Selector Valve Assembly" on page P98</a>
10	GA5842	1	Jack Mount
11	---	-	<a href="#">See "Row Marker Sequencing/Flow Control Valve Mounting Assembly" on page P97</a>
12	G11389	1	Flat Washer, 1/2" Plated SAE
13	GD8188	2	Hose Clamp, 7/8" x 3" x 5 3/8"
14	GD35727	1	Hydraulic Hose Holder
	GA25763	1	Hydraulic Hose Holder Cup
	GD2558	2	Lynch Pin, 1/4"
15	GD8260	1	Hose Holder
16	G11391	1	Flat Washer, 5/8" SAE
A	GA25760	1	Hydraulic Hose Holder Assembly (All Parts of Item 14)

(KE19010-018-01000/IP1313)

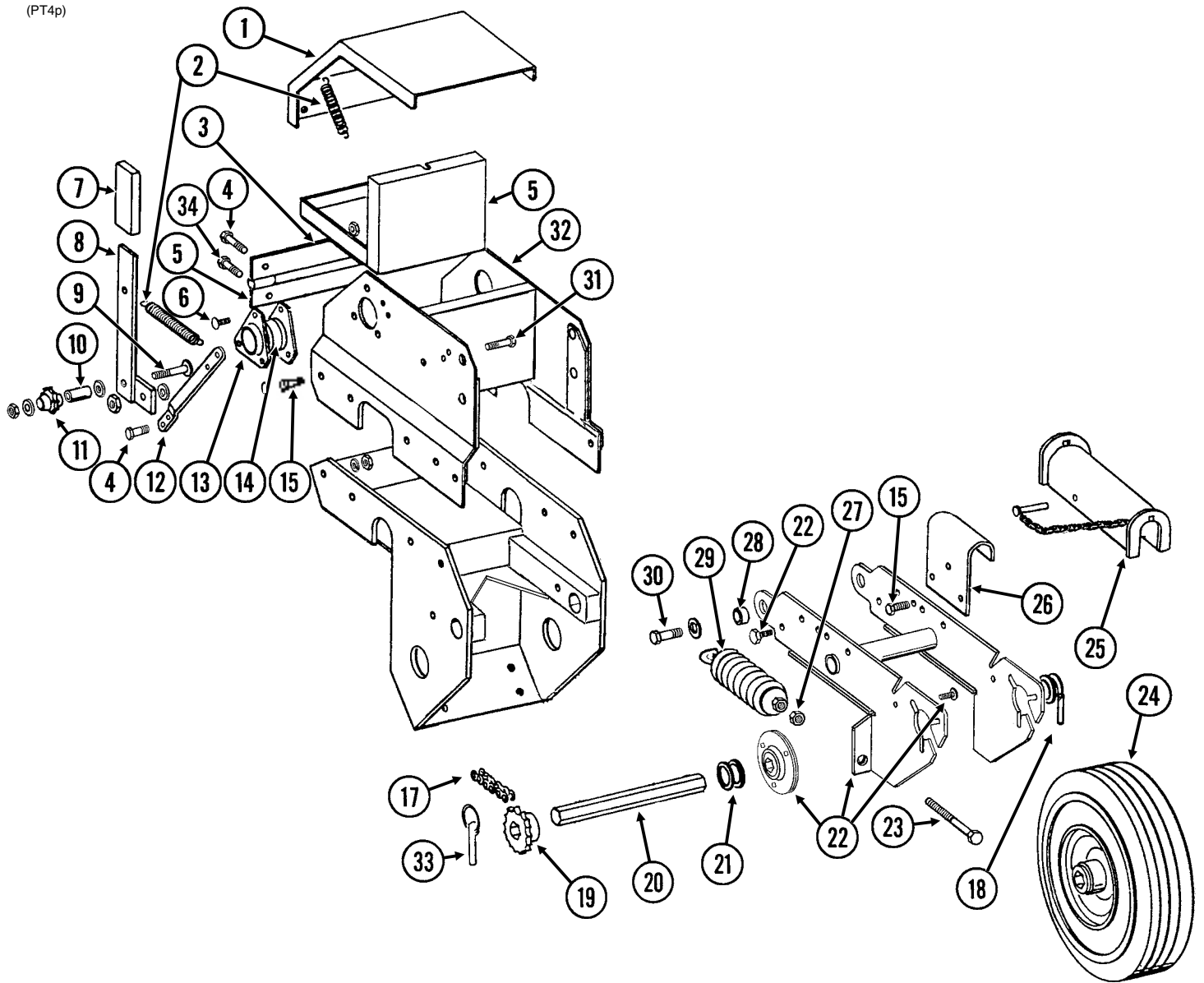


ITEM	PART NO.	QTY. (Per Assy.)	DESCRIPTION
1	G10017	6	Hex Head Cap Screw, ½"-13 x 1 ½"
2	GA14413	1	Rim, 5.50" x 20"
3	GA7434	1	Valve Stem
4	GD13401	1	Tire, 7.50" x 20", 8 Ply, Tubeless W/O Center Rib (Specify Brand*)
5	GA4376	1	Spindle Assembly
	GD11490	1	Round External Retaining Ring (Included with GA4376)
	GD11458	1	Spindle (Included with GA4376)
6	GA24825	2	Bearing
7	GA24826	1	Hub with Cups, 6 Bolt
	GR0434	2	Cup (Included with GA24826)
8	G11081	2	Hex Jam Nut, 1½"-12, Grade 2
9	GD34178	1	Slotted Scrapper
10	G10636	2	Carriage Bolt, ½"-13 x 1 ½"
	G10071	2	Serrated Flange Nut, ½"-13
11	GA5121	2	Pin, 2½"
12	G10026	3	Hex Head Cap Screw, ¾"-10 x 2"
13	G10231	2	Lock Washer, ¾"
14	G10460	2	Cotter Pin, ¼" x 2"
15	G11314	1	Serrated Flange Nut, ¾"-10
16	G11396	2	Flat Washer, 1¼" SAE
17	GD5841	1	Pin, 1¼" x 5 ⅝"
18	G11400	2	Retaining Ring, 1¼"
19	GD20461	1	Pin, 1¼" x 13"
20	GA14349	1	Wheel Arm
A	GA24828	1	Hub and Spindle Assembly (Items 5-8)
C	GA14412	1	Tire and Rim Assembly (Items 2-4) (Specify Brand*)

**\*Specific brand requests will be supplied only as available from current Kinze Repair Parts stock. If a specific brand requested is not in stock, the brand available will be supplied.**



(PT4p)

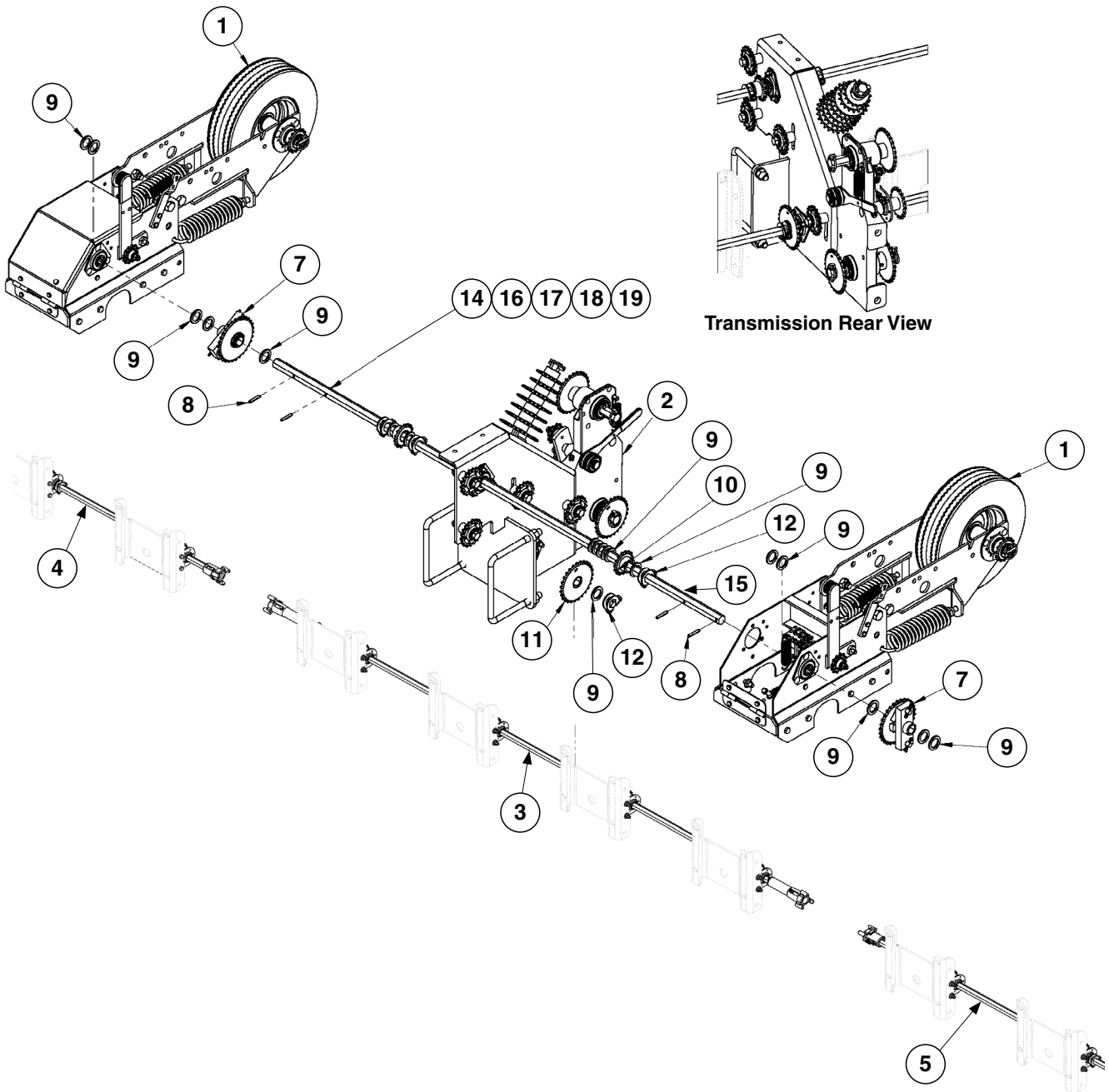


ITEM	PART NO.	QTY. (Per Assy.)	DESCRIPTION
1	GA5791	1	Cover
	G10860	-	Retaining Ring, 3/8"
	G10870	-	Clevis Pin, 3/8" x 1"
2	GD5857	2	Spring
	GA13790	1	Slip Joint Assembly
3	GD5789	1	Hinge W/Pins, Female (Included W/GA13790)
	GD5790	1	Hinge W/Pins, Male (Included W/GA13790)
	GA7235	1	Tool Box Insert
4	G10064	4	Hex Head Cap Screw, 1/4"-20 x 1"
	G10621	4	Serrated Flange Nut, 1/4"-20
	G10303	-	Carriage Bolt, 5/16"-18 x 1"
6	G11386	-	Washer, 5/16" SAE (As Required)
	G10620	-	Serrated Flange Nut, 5/16"-18
	GD5827	1	Cover

ITEM	PART NO.	QTY. (Per Assy.)	DESCRIPTION
8	GA5157	1	Idler Arm, L.H.
	GA5158	-	Idler Arm, R.H.
9	G10306	1	Carriage Bolt, 3/8"-16 x 2"
	G11387	-	Flat Washer, 3/8" SAE (As Required)
	G10108	1	Lock Nut, 3/8"-16
10	GD1026	1	Sleeve, 1 3/16" Long
11	GD7426	1	Sprocket, 12 Tooth
12	GD5860	1	Bar
13	G3400-01	-	Flangette
14	G2100-03	-	Bearing, 7/8" Hex Bore, Spherical
15	G10004	8	Hex Head Cap Screw, 3/8"-16 x 1 1/4"
	G11091	8	Serrated Flange Nut, 3/8"-16
16	---	-	---
17	G3310-132	1	Chain, No. 40, 132 Pitch Including Connector Link
	GR0912	-	Connector Link, No. 40
18	G10602	1	Spring Pin, 1/4" x 1 1/2"
19	GA5105	1	Sprocket, 15 Tooth
20	GD6825-10.5	1	Hex Shaft, 7/8" x 10 1/2" (2 Holes)
21	G10233	6	Machine Bushing, 1", 10 Gauge
22	A7370	1	Arm W/Flanged Bearings and Hardware <b>(Non-Stock Item) (Sub G1K253)</b>
	G10303	6	Carriage Bolt, 5/16"-18 x 1" (Included W/A7370)
	G10620	6	Serrated Flange Nut, 5/16"-18 (Included W/A7370)
	GA9846	2	Flanged Bearing, 7/8" Hex Bore (Included W/A7370)
	G10055	2	Hex Head Cap Screw, 5/8"-11 x 1 1/4" (Stop Bolt) (Included W/A7370)
	G10107	2	Lock Nut, 5/8"-11 (Included W/A7370)
23	G10890	2	Hex Head Adjusting Bolt, 1/2"-13 x 4", Grade 2
24	GA5090	1	Tire and Rim Assembly (Specify Brand*)
	GD5753	-	Tire, 4.10" x 6" (Specify Brand*) (Included W/GA5090)
	GD5752	-	Inner Tube (Included W/GA5090)
25	GA9870	-	Lockup W/Pin
	G10874	-	Detent Pin, 1/2" x 3 1/2" Grip (Included W/GA9870)
26	GD7944	1	Mount
27	G10501	2	Hex Jam Nut, 1/2"-13, Grade 2
28	GB0218	2	Bushing, 2 1/32" I.D. x 7/8" O.D. x 1 9/32" Long
29	GA2068	2	Spring W/Plug
30	G10005	2	Hex Head Cap Screw, 5/8"-11 x 1 3/4"
	G10235	6	Machine Bushing, 7/8", 14 Gauge
	G11391	2	Flat Washer, 5/8" SAE
	G10107	2	Lock Nut, 5/8"-11
31	G10004	1	Hex Head Cap Screw, 3/8"-16 x 1 1/4"
	G10229	1	Lock Washer, 3/8"
	G10370	1-2	Machine Bushing, 3/8", 22 Gauge
	GD5756	1	Special Nut, 3/8"-16
32	GA5118	1	Mount
33	GD2558	1	Lynch Pin, 1/4"
34	G10064	2	Hex Head Cap Screw, 1/4"-20 x 1"
	G11385	2	Flat Washer, 1/4" SAE
	G10227	2	Lock Washer, 1/4"
	G10103	2	Hex Nut, 1/4"-20
A	G1K253	-	Contact Wheel Arm Replacement Kit, (Items 18, 20, 22, 23 and 27)
B	GA7122	-	Contact Wheel Assembly

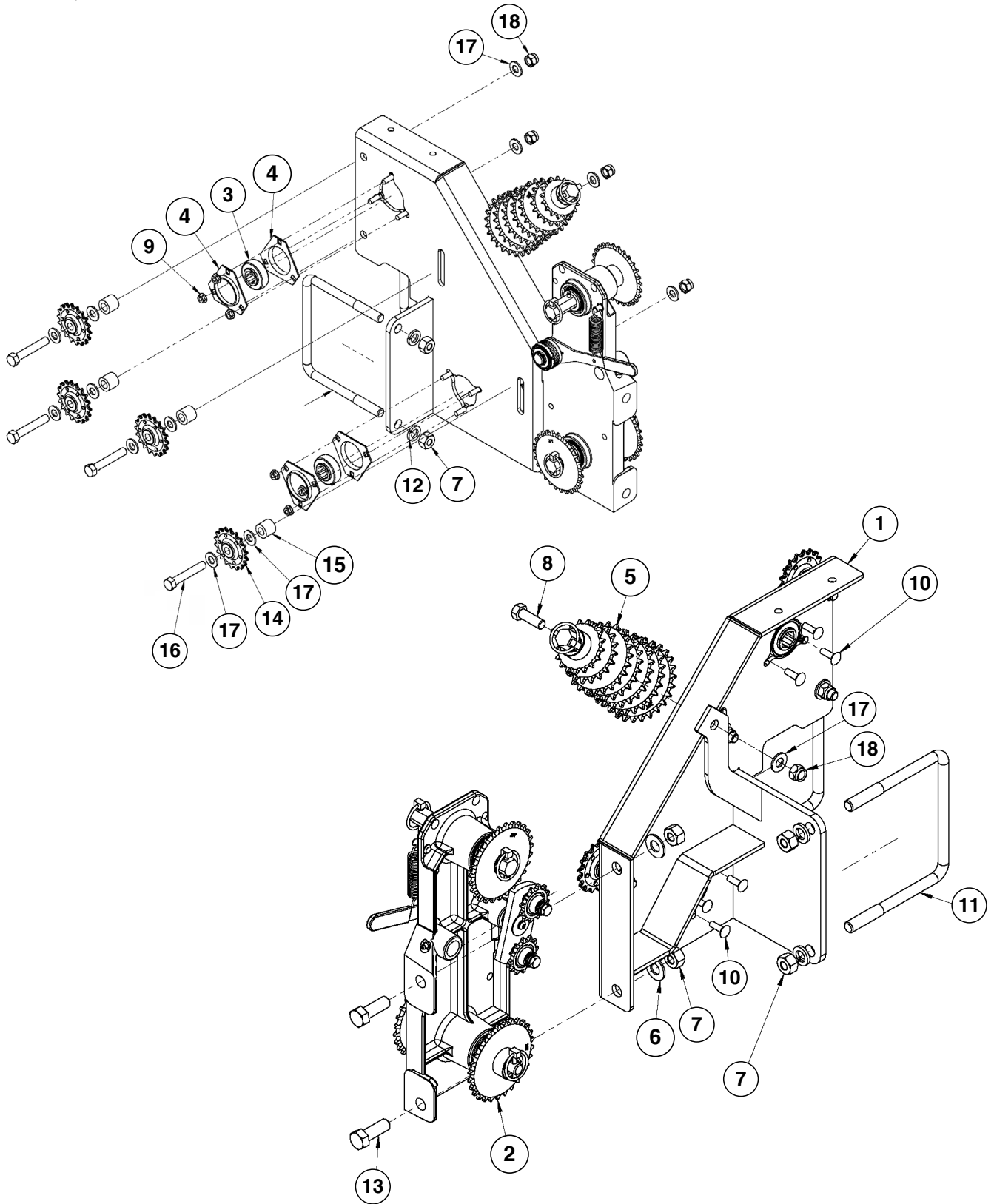
\* Specific brand requests will be supplied only as available from current Kinze Repair Parts stock. If a specific brand requested is not in stock, the brand available will be supplied. Different brand tires may have different diameters. Change in tire brand may affect rates. Field checks are recommended after any change in contact tires.

(KE19010-027-00000)



ITEM	PART NO.	QTY.	DESCRIPTION
1	GA7122	2	<a href="#">See "Contact Wheel and Arm Assembly" on page P46</a>
2	---	-	<a href="#">See "Transmission Mount Assembly" on page P50</a>
3	---	-	<a href="#">See "Central Frame Meter Shaft Assembly" on page P55</a>
4	---	-	<a href="#">See "R.H. Wing Meter Shaft Assembly" on page P56</a>
5	---	-	<a href="#">See "L.H. Wing Meter Shaft Assembly" on page P57</a>
6	---	-	---
7	GA5164	2	Ratchet/Sprocket Assembly
8	G10602	4	Spring Pin, 1/4" x 1 1/2"
9	G10233	17	Machine Bushing, 1-1/2" x 1/32", 10 Gauge (.1345")
10	GA5105	1	Sprocket, 15 Tooth
11	GA5112	1	Sprocket, 27 Tooth
12	GA11331	2	Hex Lock Clamp Assembly
13	---	-	---
14	G101189	1	Hex Shaft, 7/8" W/ 3 Holes
15	G101188	1	Hex Shaft, 7/8" W/ 2 Holes
16	GD10126	1	Coupler, 4"
17	G10880	1	Hex Head Cap Screw, 1/4"-20 x 2 1/4"
18	G11320	1	Lock Nut, 1/4"-20, Grade B
19	G11385	2	Flat Washer, 1/4" SAE

(KE19010-027-01000)



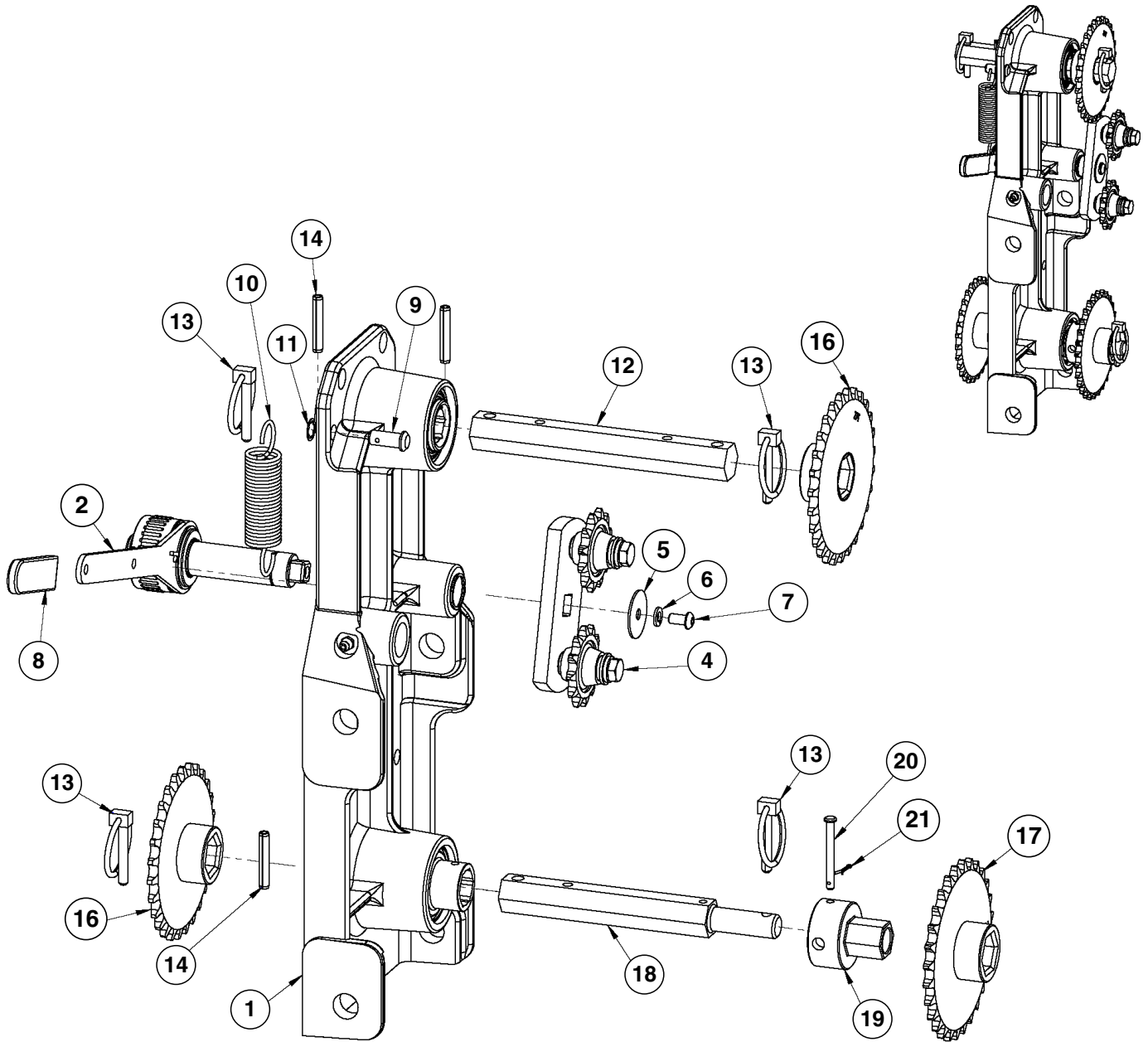
## Transmission Mount Assembly

MKE002-02

Model 3030

ITEM	PART NO.	QTY. (Per Assy.)	DESCRIPTION
1	G19010-027-01100	1	Transmission Mount
2	---	-	<a href="#">See "Transmission Assembly" on page P52</a>
3	G2100-03	2	Bearing, 7/8" Hex Bore, Spherical
4	G3400-01	4	Flangette
5	GA6041	1	Sprocket Tree Assembly
6	G11391	2	Flat Washer, 5/8"
7	G10104	6	Hex Nut, 5/8"-11
8	G10017	1	Hex Head Cap Screw, 1/2"-13 x 1 1/2"
9	G10620	6	Serrated Flange Nut, 5/16"-18
10	G10303	6	Carriage Bolt, 5/16"-18 x 1"
11	GD1113	2	U-Bolt, 5" x 7" x 5/8"-11
12	G10230	4	Lock Washer, 5/8" SAE
13	G10005	2	Hex Head Cap Screw, 5/8"-11 x 1 3/4"
14	GA7154	4	Sprocket W/Bearing, 18 Tooth
15	GD4887-14	4	Sleeve, 1" O.D. x 9/16" I.D. x 7/8"
16	G10038	4	Hex Head Cap Screw, 1/2"-13 x 3"
17	G11389	13	Flat Washer, 1/2" Plated SAE
18	G10111	5	Lock Nut, 1/2"-13

(KE19010-027-02000)



## Transmission Assembly

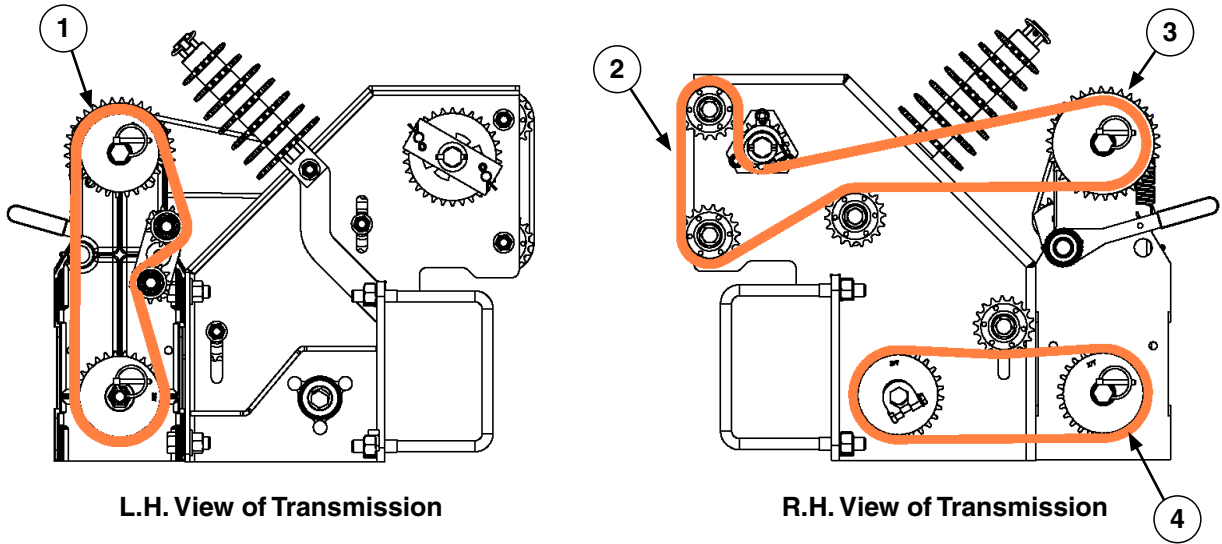
MKE002-02

Model 3030

ITEM	PART NO.	QTY. (Per Assy.)	DESCRIPTION
1	GA5629	1	Transmission Plate Assembly
2	GA10030	1	Wrap Spring Wrench Assembly
3	G11075	1	Retaining Ring, 7/8"
4	GA7336	1	Double Idler Assembly
5	G11453	1	Fender Washer, 1/4" x 1"
6	G10227	1	Lock Washer, 1/4"
7	G11100	1	Hex Socket Button Head Cap Screw, 1/4"-20 x 1/2"
8	G11078	1	Vinyl Cap
9	G10870	1	Clevis Pin, 3/8" x 1"
10	GD5857	1	Spring
11	G10860	1	Retaining Ring, 3/8"
12	GD5835	1	Shaft, 7/8" x 7"
13	GD2558	4	Lynch Pin, 1/4"
14	G10602	3	Spring Pin, 1/4" x
15	G10233	2	Machine Bushing, 1-1/2" x 1/32", 10 Gauge (.1345")
16	GA5112	2	Sprocket, 27 Tooth
17	GA5113	1	Sprocket, 28 Tooth
18	GD37060	1	Hex Shaft, 7/8" with 6x Holes
19	GD7127	1	Shear Coupler
20	G10821	1	Clevis Pin, 3/16" x 2"
21	G10455	1	Cotter Pin, 1/16" x 1/2"

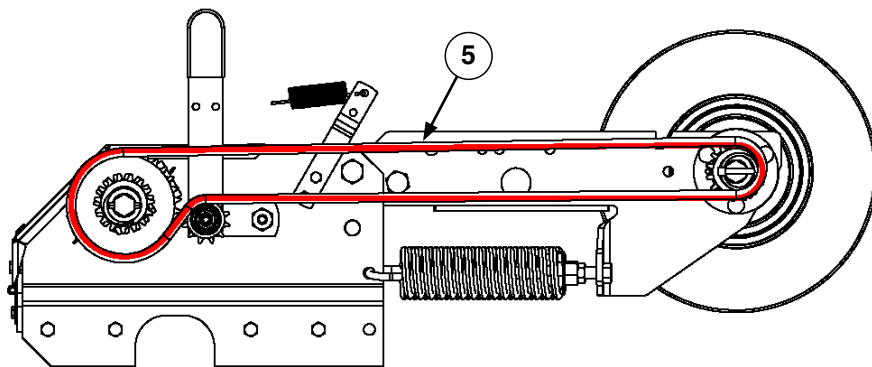


(KE19010-000-01000)



L.H. View of Transmission

R.H. View of Transmission



Contact Drive Chain

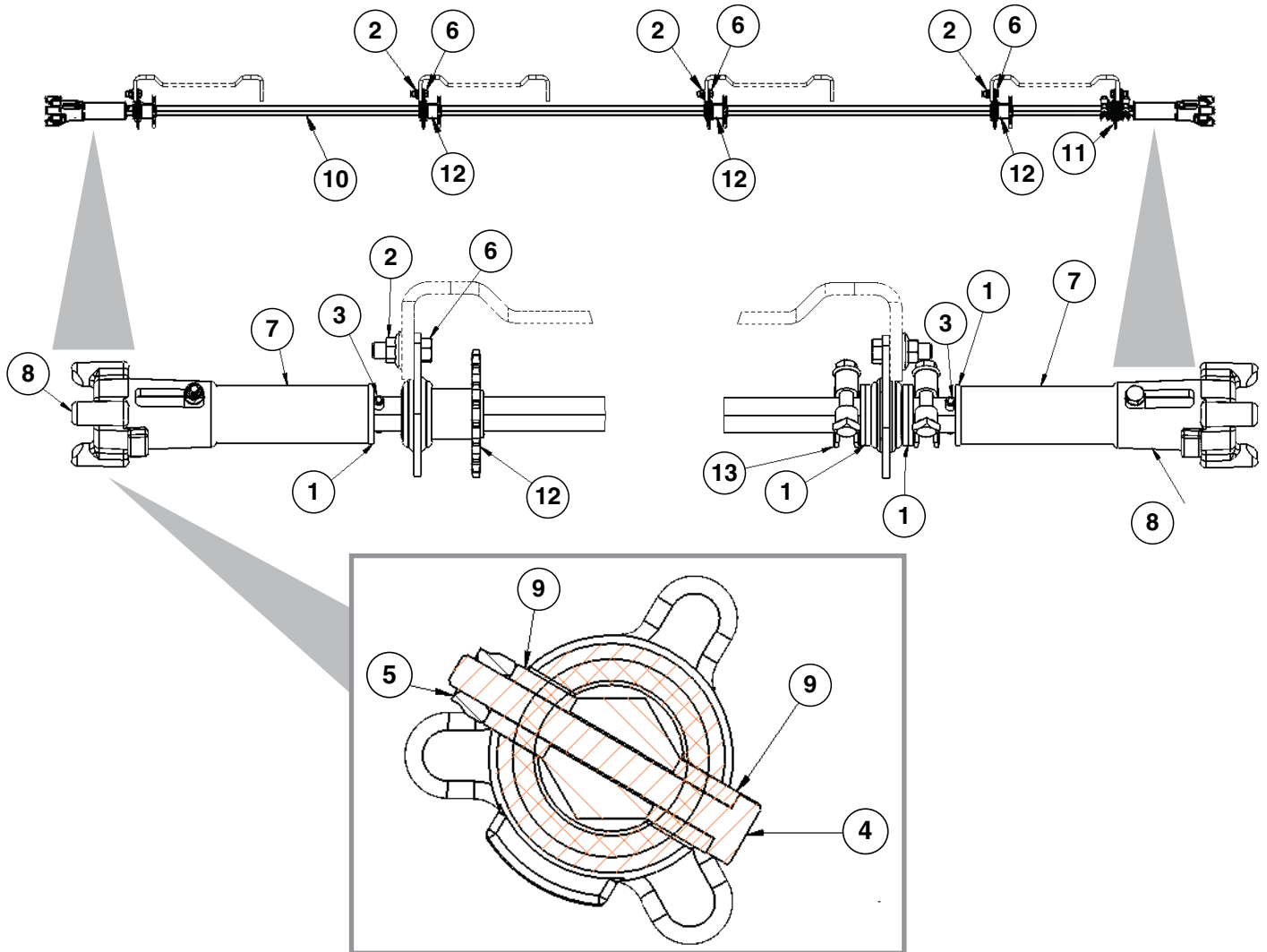
ITEM	PART NO.	QTY.	DESCRIPTION
1	G3310-80	1	Chain, No. 40, 80 Pitch Including Connector Link
2	G3310-130	1	Chain, No. 40, 130 Pitch Including Connector Link
3	GA5202	1	Sprocket, 34 Tooth
4	G3310-72	1	Chain, No. 40, 72 Pitch Including Connector Link
5	G3310-132	1	Chain, No. 40, 132 Pitch Including Connector Link

# Central Frame Meter Shaft Assembly

MKE002-02

Model 3030

(KE19010-027-04000)



**Coupler Cross-Section**

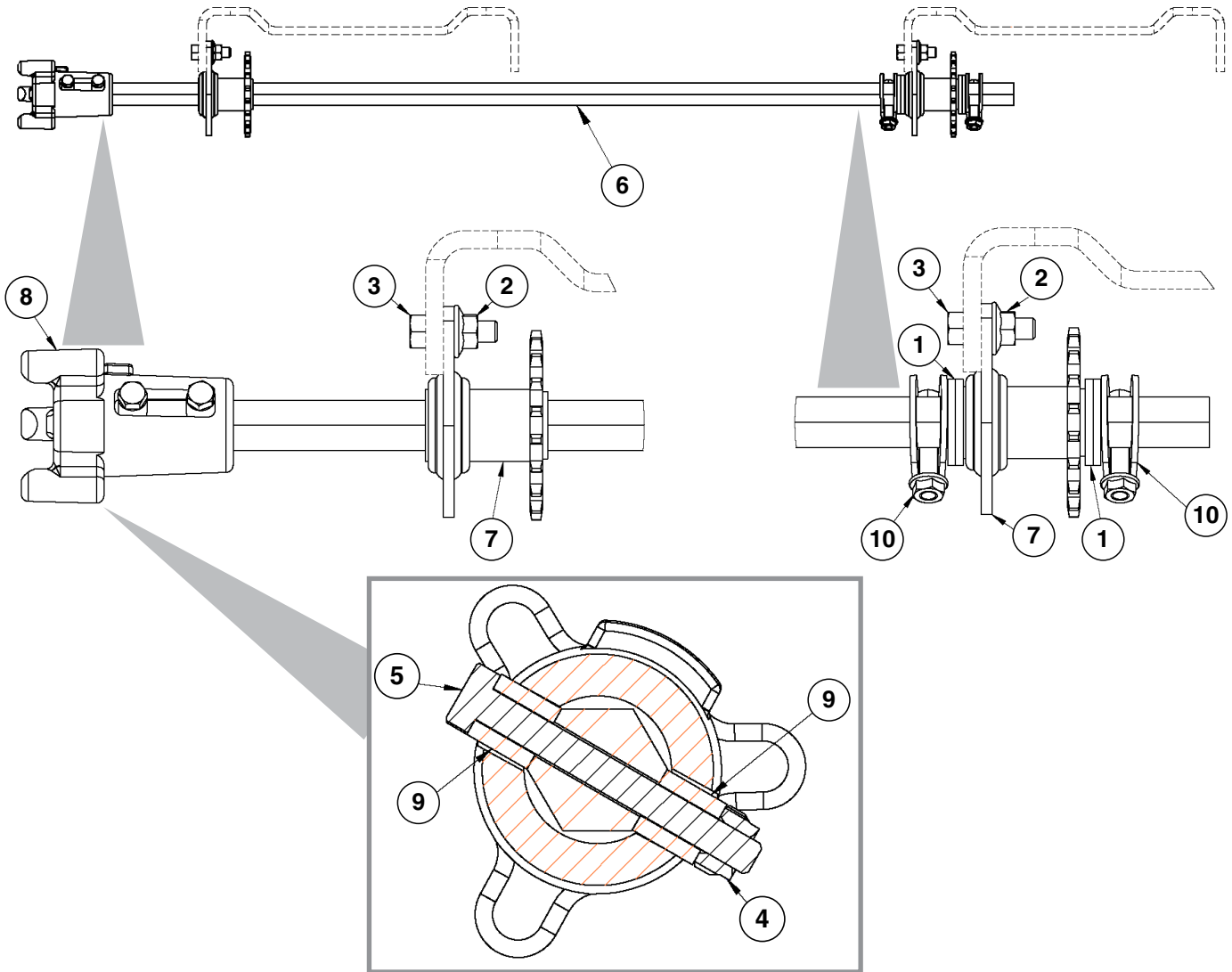
ITEM	PART NO.	QTY. (Per Assy.)	DESCRIPTION
1	G10233	6	Machine Bushing, 1 1/2" x 1/32", 10 Gauge (.1345")
2	G11091	10	Serrated Flange Nut, 3/8"-16
3	G10602	2	Spring Pin, 1/4" x 1 1/2"
4	G10880	2	Hex Head Cap Screw, 1/4"-20 x 2 1/4"
5	G10110	2	Lock Nut, 1/4"-20
6	G10004	10	Hex Head Cap Screw, 3/8"-16 x 1-1/4"
7	GD2962	2	Spring
8	GB0283	2	Drive Line Coupler
9	GD11395	4	Bushing, 1/2"
10	GD37056	1	Hex Shaft, 7/8"
11	GA2180	1	Hanger Bearing, 7/8" Hex Bore
12	GA1720	4	Bearing/Sprocket, 7/8" Hex Bore, 19 Tooth
13	GA11331	2	Hex Lock Clamp Assembly

# R.H. Wing Meter Shaft Assembly

Model 3030

MKE002-02

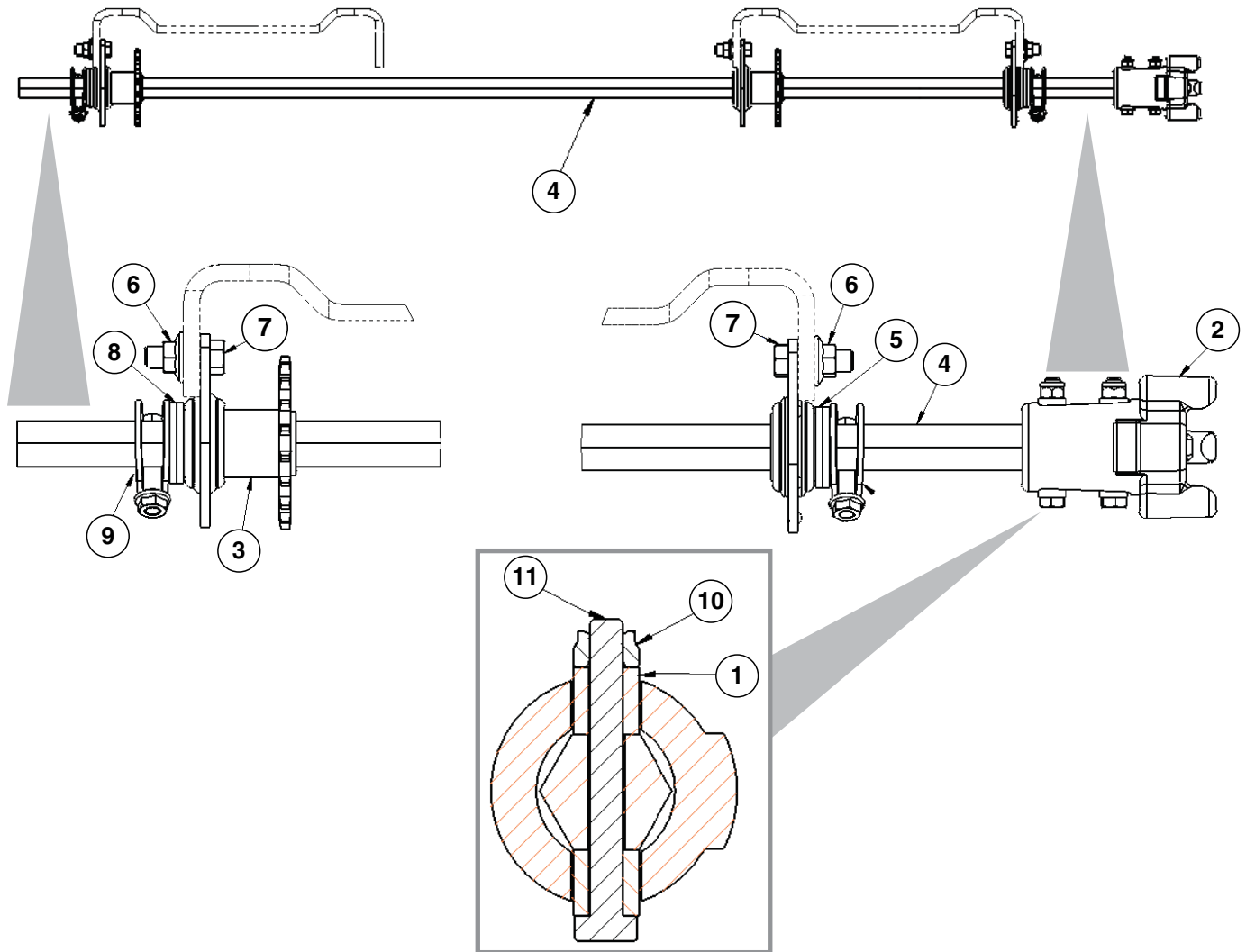
(KE19010-027-05000)



**Coupler Cross-Section**

ITEM	PART NO.	QTY. (Per Assy.)	DESCRIPTION
1	G10233	4	Machine Bushing, 1 1/2" x 1/32", 10 Gauge (.1345")
2	G11091	4	Serrated Flange Nut, 3/8"-16
3	G10004	4	Hex Head Cap Screw, 3/8"-16 x 1-1/4"
4	G10110	2	Lock Nut, 1/4"-20
5	G10880	2	Hex Head Cap Screw, 1/4"-20 x 2 1/4"
6	GD37059	1	Hex Shaft, 7/8" with 2x Holes
7	GA1720	2	Bearing/Sprocket, 7/8" Hex Bore, 19 Tooth
8	GB0283	1	Drive Line Coupler
9	GD11395	4	Bushing, 1/2"
10	GA11331	2	Hex Lock Clamp Assembly

(KE19010-027-06000)



Coupler Cross-Section

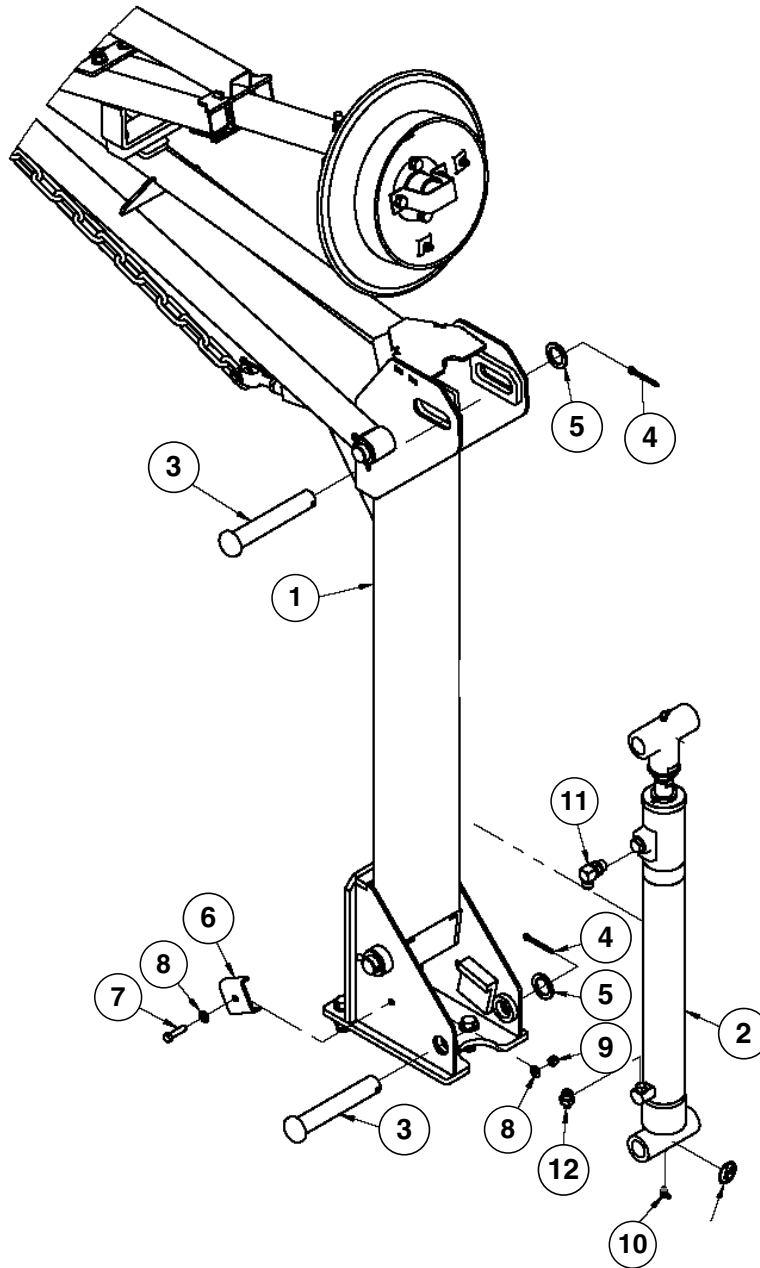
ITEM	PART NO.	QTY. (Per Assy.)	DESCRIPTION
1	GD11395	4	Bushing, 1/2"
2	GB0283	1	Drive Line Coupler
3	GA1720	2	Bearing/Sprocket, 7/8" Hex Bore, 19 Tooth
4	GD37057	1	Hex Shaft, 7/8" with 2x Holes
5	GA2180	1	Hanger Bearing, 7/8" Hex Bore
6	G11091	6	Serrated Flange Nut, 3/8"-16
7	G10004	6	Hex Head Cap Screw, 3/8"-16 x 1-1/4"
8	G10233	4	Machine Bushing, 1 1/2" x 1/32", 10 Gauge (.1345")
9	GA11331	2	Hex Lock Clamp Assembly
10	G10110	2	Lock Nut, 1/4"-20
11	G10880	2	Hex Head Cap Screw, 1/4"-20 x 2 1/4"

# Row Marker Cylinder Mounting

Model 3030

MKE002-02

(KE19010-009-00002)



ITEM	PART NO.	QTY. (Per Assy.)	DESCRIPTION
1	---	-	<a href="#">See "Row Marker Assembly" on page P60</a>
2	GA10123	1	<a href="#">See "Row Marker Cylinder" on page P94</a>
3	GD15386	2	Pin, 1 1/4" x 7 5/8"
4	G10460	2	Cotter Pin, 1/4" x 2"
5	G10159	2	Washer, 1", 10 Gauge (.1345")
6	GD5875	1	Hose Clamp, 9/16" x 2 1/2" x 2"
7	G10003	1	Hex Head Cap Screw, 3/8"-16 x 1 1/2"
8	G11387	2	Flat Washer, 3/8" SAE
9	G10108	1	Lock Nut, 3/8"-16
10	G10779	1	Grease Fitting, 90°, 1/4"-28
11	G6801-08	1	Elbow W/O-Ring, 90°, 3/4"-16 x 3/4"-16
12	G6400-08-04	1	Connector W/O-Ring, 3/4"-16 Male JIC To 7/16"-20 O-Ring

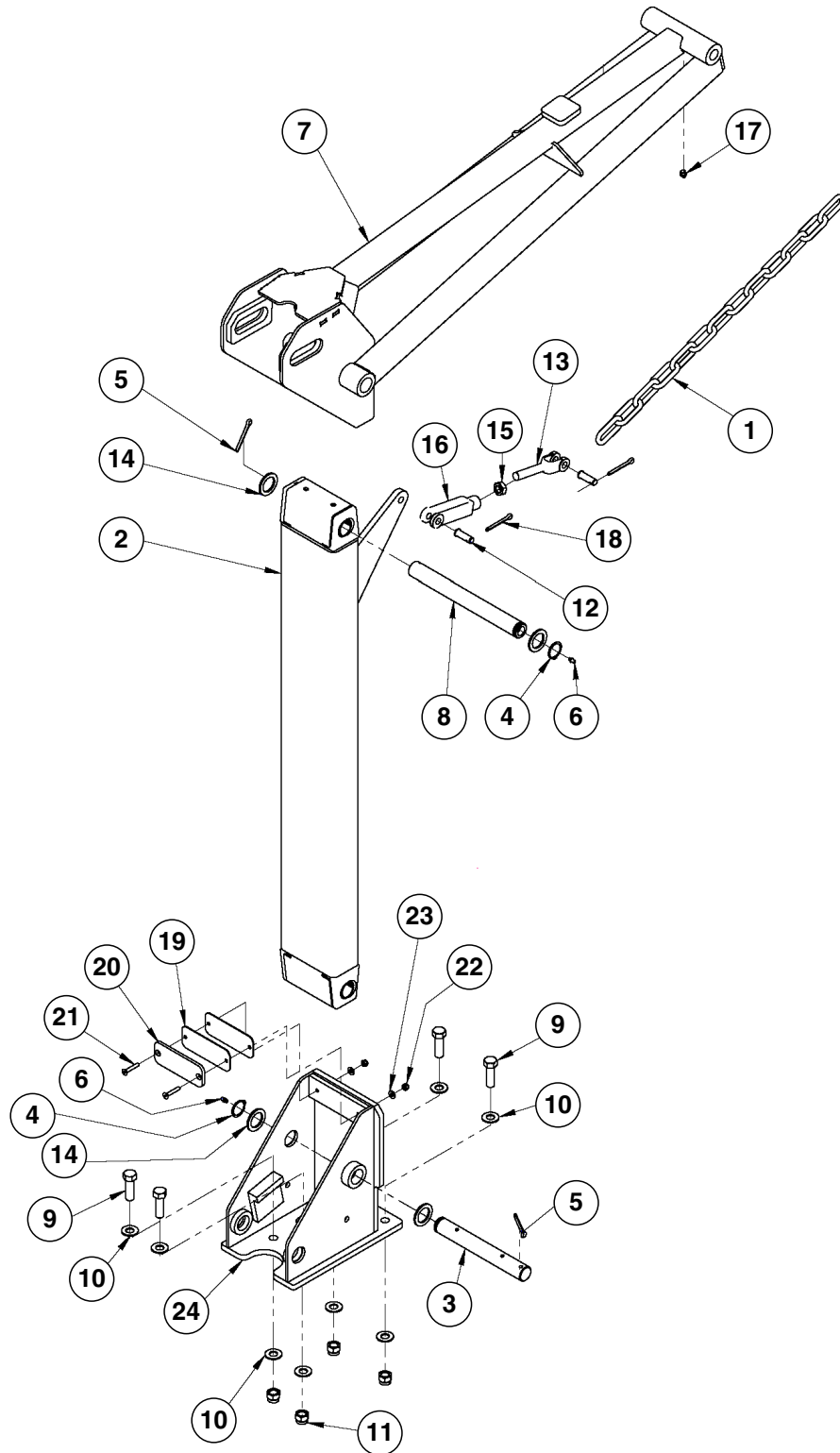
**This page left blank intentionally.**

# Row Marker Assembly

Model 3030

MKE002-02

(KE19010-009-00003)



## Row Marker Assembly

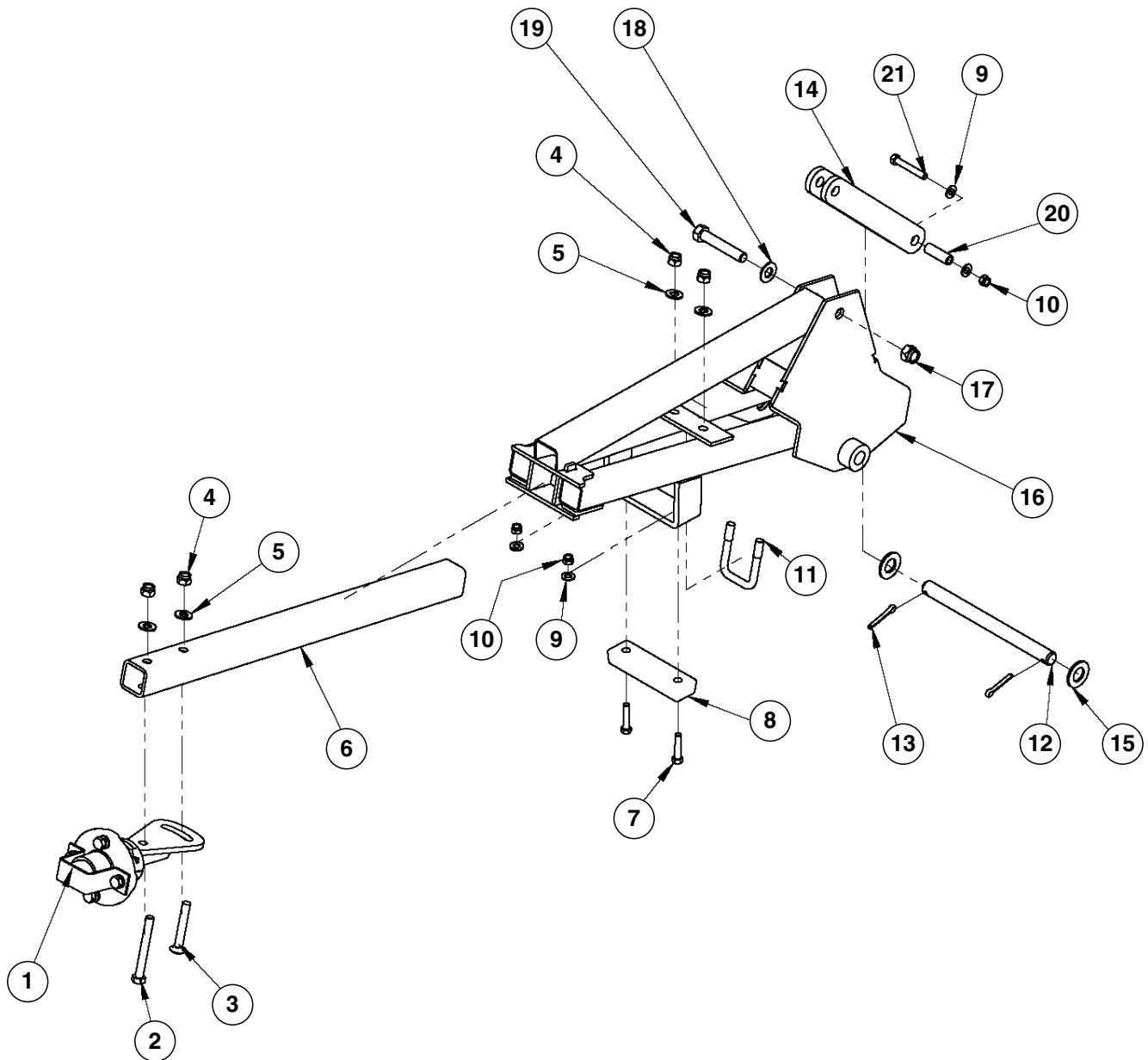
MKE002-02

Model 3030

ITEM	PART NO.	QTY. (Per Assy.)	DESCRIPTION
1	G19010-009-06006	1	Model 3030 Marker Chain
2	GA11592	1	1st Stage Marker, 3" x 6" x 44"
3	GD21143	1	Marker Pin, 1¼" x 9½"
4	G11400	2	Retaining Ring, 1¼"
5	G10460	2	Cotter Pin, ¼" x 2"
6	G10640	2	Grease Fitting, 1/4"-28
7	G19010-009-01000	1	2nd Stage Marker
8	GD21142	1	Marker Pin, 1¼" x 13/16"
9	G10008	4	Hex Head Cap Screw, 5/8"-11 x 2"
10	G11391	9	Flat Washer, 5/8" SAE
11	G10412	4	Lock Nut, 5/8"-18
12	G10560	2	Clevis Pin, ½" x 1 ¾"
13	GD11115	1	Plain Yoke
14	G10159	4	Washer, 1", 10 Gauge (.1345")
15	G10503	1	Hex Jam Nut, 5/8"-11
16	GD8218	1	Yoke End
17	G10641	1	Grease Fitting, 1/8" NPT
18	G10451	2	Cotter Pin, 1/8" x 1"
19	GD26954	2	Shim Stop
20	GD26955	1	Shim Stop
21	G11570	2	Hex Flat Head Cap Screw, 1/4"-20 x 1-1/2"
22	G10110	2	Lock Nut, 1/4"-20, Grade B
23	G11385	2	Flat Washer, ¼" SAE
24	G19010-009-07000	1	Marker Base

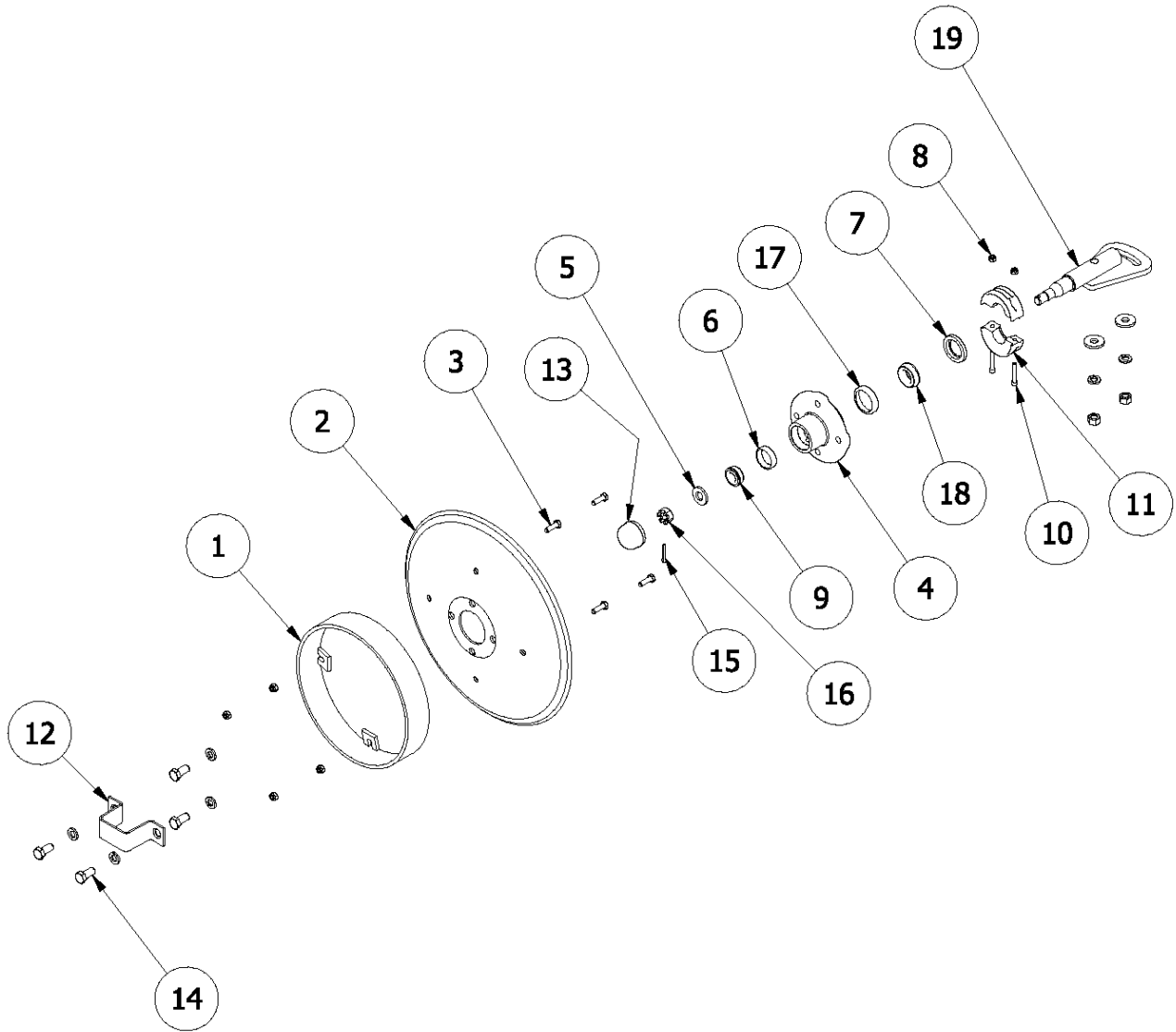


(KE19010-009-00003)



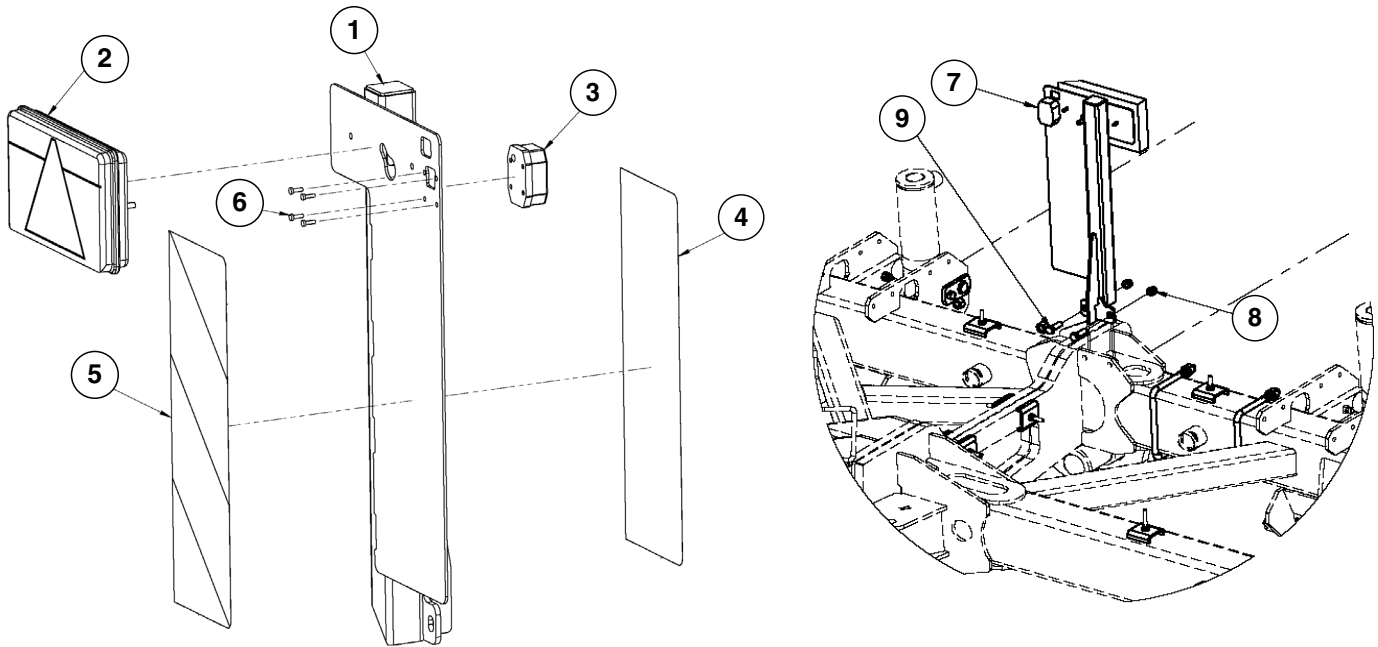
ITEM	PART NO.	QTY. (Per Assy.)	DESCRIPTION
1	GA26909	1	<a href="#">See "Row Marker Spindle/Hub/Blade" on page P64</a>
2	G10045	1	Hex Head Cap Screw, ½"-13 x 4 ½"
3	G10844	1	Carriage Bolt, ½"-13 x 3 ½"
4	G10111	4	Lock Nut, 1/2"-13
5	G11389	4	Flat Washer, ½" Plated SAE
6	G19010-009-05001	1	Marker Slide Tube
7	G10047	2	Hex Head Cap Screw, 3/8"-16 x 1 3/4"
8	GA9145	1	Molded Stop, 6 1/4" Long
9	G11387	4	Hex Head Cap Screw, 5/8"-11 x 2"
10	G10108	3	Lock Nut, 3/8"-16
11	GD2721	1	U-Bolt, 2" x 2" x 1/2"-13
12	GD2697	1	Pin, 1/2" x 3-1/4"
13	G10463	2	Cotter Pin, 1/4" x 1 ½"
14	GA8072	1	Marker Link
15	G11393	2	Flat Washer, 7/8"
16	G19010-009-04000	1	3rd Stage Marker
17	G10107	1	Lock Nut, 5/8"-11
18	G11391	9	Flat Washer, 5/8" SAE
19	G10013	1	Hex Head Cap Screw, 5/8"-11 x 3 ½"
20	GD2971-11	1	Sleeve, 1 7/8" Long
21	G10049	1	Hex Head Cap Screw, 3/8"-16 x 2 1/2"

(IP1035)



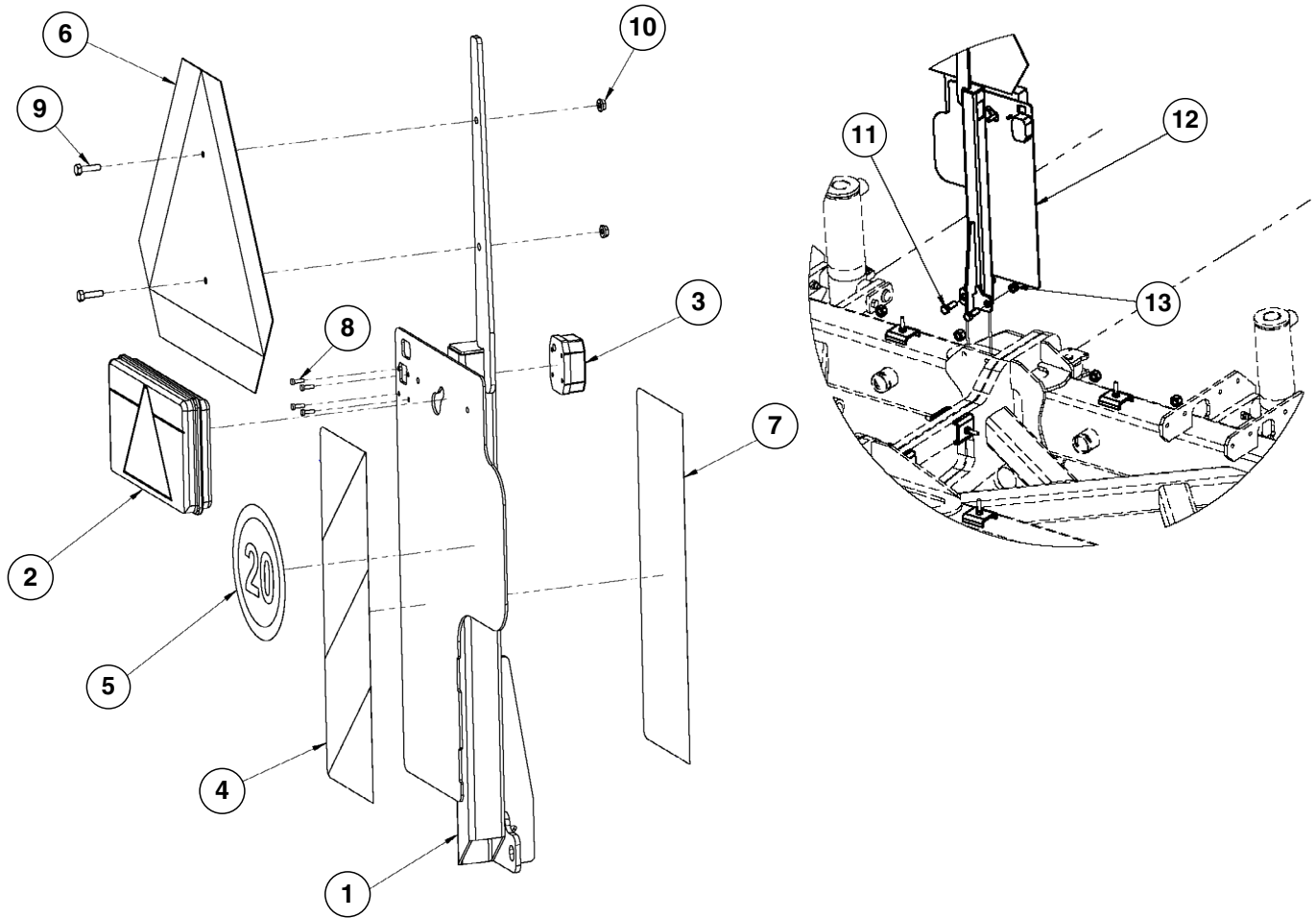
ITEM	PART NO.	QTY. (Per Assy.)	DESCRIPTION
1	A5853	1	Depth Band
2	GD0746	1	Disc Blade, Solid, 16" (Shown)
	GD10283	-	Disc Blade, Notched, 16" (Optional)
3	G10019	4	Hex Head Cap Screw, 5/16"-18 x 1"
	G10109	4	Lock Nut, 5/16"-18
4	GA26876	1	4 Bolt Hub with Cups (Comes with Items 6 and 17)
5	G11391	1	Flat Washer, 5/8" SAE
6	GR0151	1	Outer Cup
7	GD21540	1	Grease Seal
8	G10110	2	Lock Nut, 1/4"-20, Grade B
9	GA0257	1	Bearing
10	G11418	2	Hex Socket Head Cap Screw, 1/4" x 1 1/2"
11	GB0554	2	Hub Shield
12	GD2597	1	Retainer
13	GD0840	1	Dust Cap
14	G10722	4	Hex Head Cap Screw, 1/2"-20 x 1"
	G10228	4	Lock Washer, 1/2"
15	G10544	1	Cotter Pin, 5/32" x 1"
16	G10725	1	Slotted Hex Nut, 5/8"-18
17	GR0150	1	Inner Cup
18	GA0245	1	Bearing
19	GA15151	1	Spindle
A	GA26909	-	Marker Hub Assembly, (Items B and 12-17, 19)
B	GA26877	-	4-Bolt Hub Assembly, W/O Spindle (Includes Items 4, 7, 9 and 18)

(KE19010-028-02200/KE19010-018-00000)



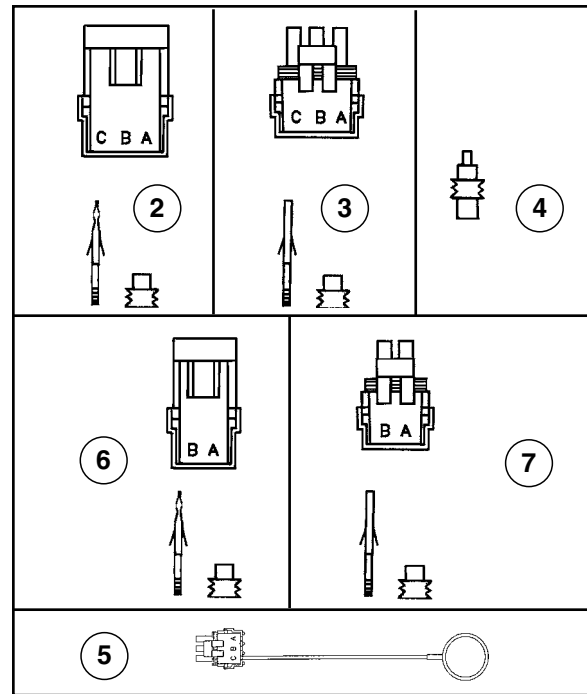
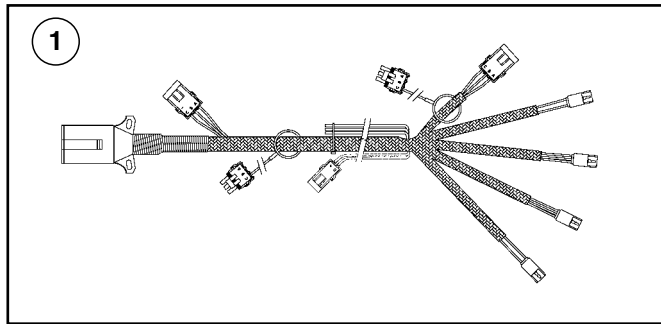
ITEM	PART NO.	QTY.	DESCRIPTION
1	G19010-028-02100	1	Light Bracket, R.H.
2	GA25774	1	Light Assembly (RH)
3	GA25776	1	Tail Light Assembly
4	G19010-028-00005	1	Reflective Decal
5	G19010-028-00010	1	Reflective Decal
6	G11556	4	Phillips Pan Head Tapping Screw, 6-19 x 1/2"
7	---	-	Lighting Assembly, R.H.
8	G10111	2	Lock Nut, 1/2"-13
9	G10017	2	Hex Head Cap Screw, 1/2"-13 x 1 1/2"

(KE19010-028-02400/KE19010-018-00000)



ITEM	PART NO.	QTY.	DESCRIPTION
1	G19010-028-02300	1	Light Bracket, L.H.
2	GA25775	1	Light Assembly (LH)
3	GA25776	1	Tail Light Assembly
4	G19010-028-00005	1	Reflective Decal
5	G7100-578	1	Reflective Decal
6	GD2199	1	SMV Emblem
7	G19010-028-00010	1	Reflective Decal
8	G11556	4	Phillips Pan Head Tapping Screw, 6-19 x 1/2"
9	G10064	2	Hex Head Cap Screw, 1/4"-20 x 1"
10	G10621	2	Serrated Flange Nut, 1/4"-20
11	G10017	2	Hex Head Cap Screw, 1/2"-13 x 1 1/2"
12	---	-	Lighting Assembly, L.H.
13	G10111	2	Lock Nut, 1/2"-13

(PFA052/PFA055(ELC9/A9206a/MTR27a/ELC8/PT49f))



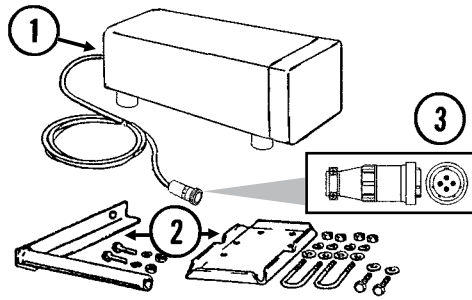
ITEM	PART NO.	QTY.	DESCRIPTION
1	G19010-024-01000 GA25321 GA5385	- - -	Light Harness Assembly EU Harness Adapter 7 Terminal Female Connector
2	G1K248	-	3-Pin Female Connector Kit (Black), Includes: (3) 3-Pin Female Housings, (9) Pin Contacts, (9) Seals
3	G1K252	-	3-Pin Male Connector Kit (Black), Includes: (3) 3-Pin Male Housings, (9) Socket Contacts, (9) Seals
4	GD11089	-	Sealing Plug
5	GA8047	-	Dust Plug (Black)
6	G1K321	-	2-Pin Female Connector Kit (Black), Includes: (3) 2-Pin Female Housings, (6) Pin Contacts, (6) Seals
7	G1K320	-	2-Pin Male Connector Kit (Black), Includes: (3) 2-Pin Male Housings, (6) Socket Contacts, (6) Seals
8	GA26751	1	EU Harness Power Adapter

ITEM	PART NO.	QTY.	DESCRIPTION
1	G10023	2	Hex Head Cap Screw, 1/4"-20 x 3/4"
	G10110	2	Lock Nut, 1/4"-20, Grade B
2	GA9207	-	Wiring Harness W/7 Terminal Female Connector, 329", 6 Row (4 Light Connections)
	GA9206	-	Wiring Harness W/7 Terminal Female Connector, 396", 8 Row (4 Light Connections)
	GA25321	-	Eu Harness Adapter
	GA5385	-	7 Terminal Female Connector
3	G1K248	-	3-Pin Female Connector Kit (Black), Includes: (3) 3-Pin Female Housings, (9) Pin Contacts, (9) Seals
4	G1K252	-	3-Pin Male Connector Kit (Black), Includes: (3) 3-Pin Male Housings, (9) Socket Contacts, (9) Seals
5	GD11089	-	Sealing Plug
6	GA8047	-	Dust Plug (Black)
7	G10064	8-16	Hex Head Cap Screw, 1/4"-20 x 1"
	G11385	8-16	Flat Washer, 1/4" SAE
	G10110	8-16	Lock Nut, 1/4"-20, Grade B
8	GA6701	1	Single Amber Light Assembly
	GR1956	-	Amber Lens Kit, Includes: (1) Amber Lens, (1) Gasket, and (3) Hex Head Cap Screws (Included W/GA6701)
	GR1208	-	Bulb (Included W/GA6701)
9	GA6699	1	Double Light Assembly
	GA6700	1	Double Light Assembly (Shown)
	GR1956	-	Amber Lens Kit, Includes: (1) Amber Lens, (1) Gasket, and (3) Hex Head Cap Screws (Included W/GA6699 or GA6700)
	GR1957	-	Red Lens Kit, Includes: (1) Red Lens, (1) Gasket, and (3) Hex Head Cap Screws (Included W/GA6699 or GA6700)
	GR1958	-	Black Cover Kit, Includes: (1) Black Cover, (1) Gasket, and (3) Hex Head Cap Screws (Included W/GA6699 or GA6700)
	GR1208	-	Bulb
10	GA6823	1	Bracket, L.H. (Shown)
	GA6824	1	Bracket, R.H.
11	GD7152	1	Bracket
12	GD7145	2-4	U-Bolt, 7" x 7" x 1/2"-13
	G10228	4-8	Lock Washer, 1/2"
	G10102	4-8	Hex Nut, 1/2"-13
13	G10039	-	Hex Head Cap Screw, 1/2"-13 x 1 3/4"
	G10228	-	Lock Washer, 1/2"
	G10102	-	Hex Nut, 1/2"-13
14	GD8304	-	Bracket (Used To Mount Light Bracket When HD Single Disc Fertilizer Openers Are Used)
15	GD2199	1	SMV Sign
16	G1K321	-	2-Pin Female Connector Kit (Black), Includes: (3) 2-Pin Female Housings, (6) Pin Contacts, (6) Seals
17	G1K320	-	2-Pin Male Connector Kit (Black), Includes: (3) 2-Pin Male Housings, (6) Socket Contacts, (6) Seals
18	GA26751	1	EU Harness Powder Adapter

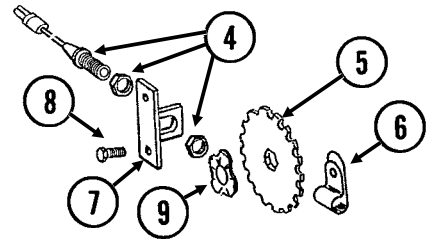


(MTR46dd)

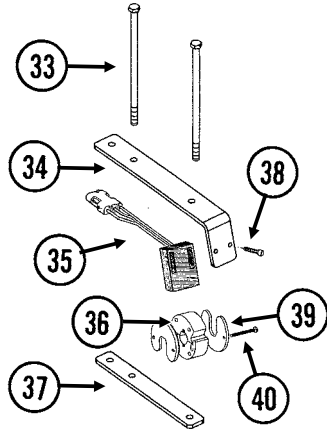
Radar Distance Sensor



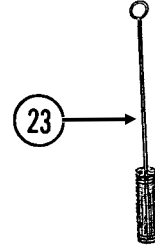
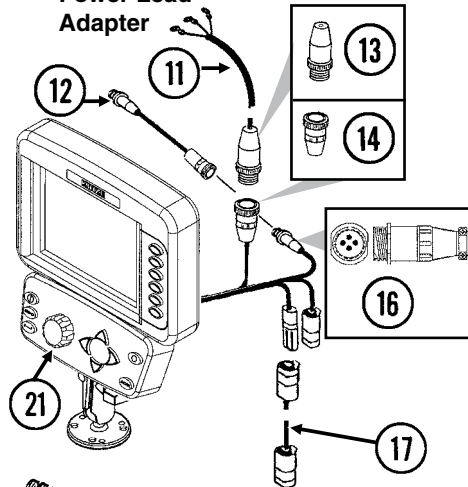
Magnetic Distance Sensor (MDS)



Shaft Rotation Sensor

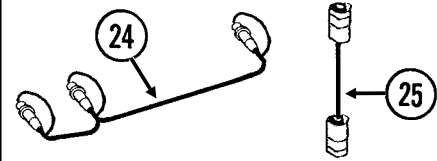


Power Lead Adapter

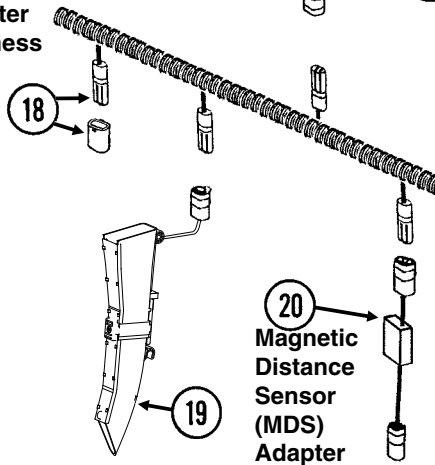


Radar Y-Cable

Adapter Harness

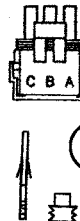

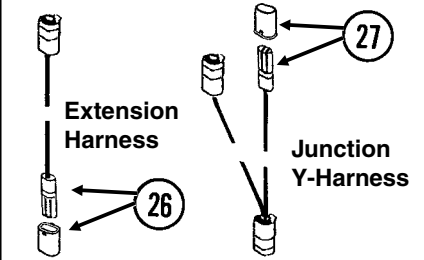


Planter Harness



Extension Harness


Junction Y-Harness



32



15



22

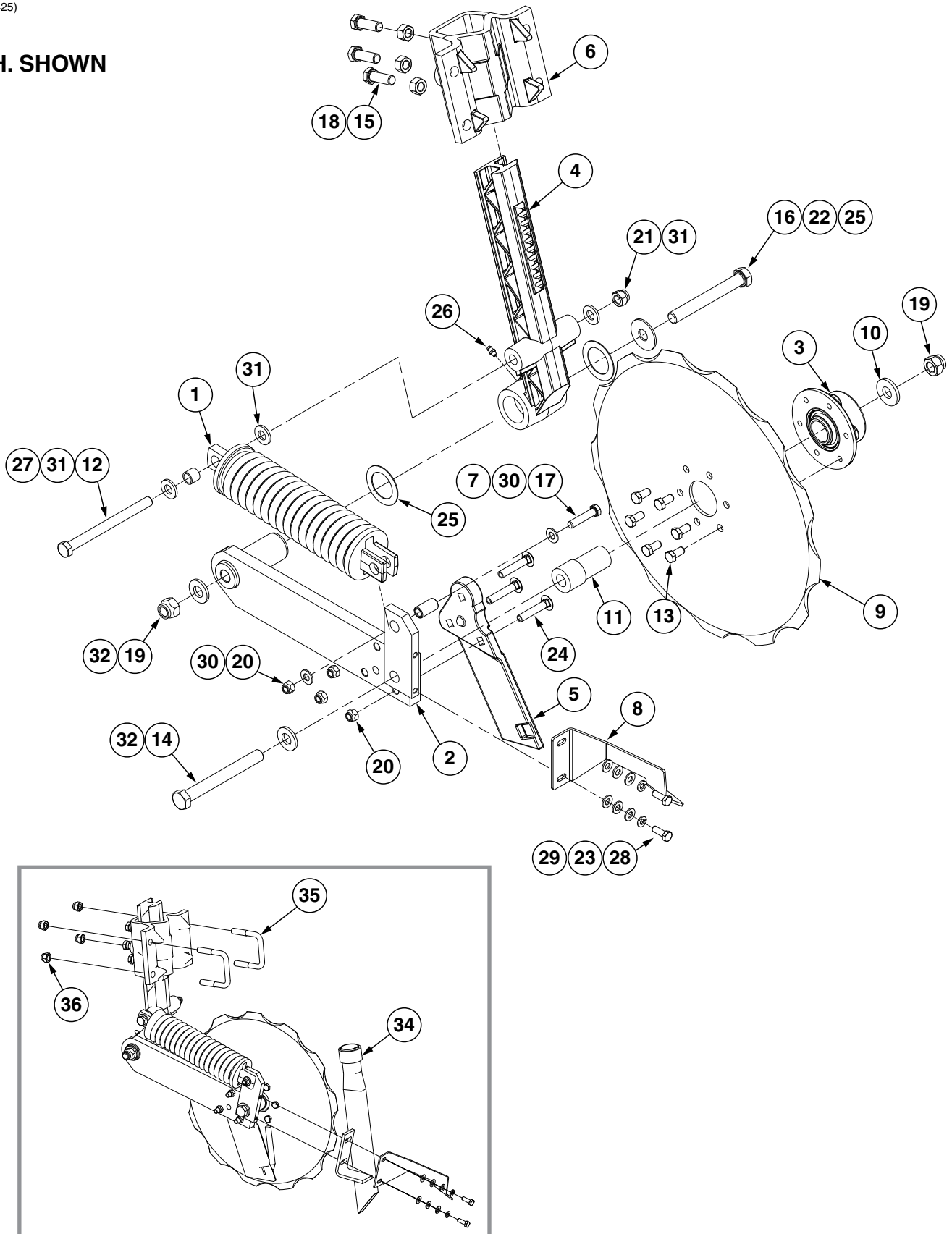
ITEM	PART NO.	QTY.	DESCRIPTION
1	GA7858	-	Radar Distance Sensor W/20' Cable
2	GA8026	-	Radar Sensor Pipe/Mounting Bracket Package
3	G1K323	-	4-Pin Connector Kit W/Female Housing, Includes: (4) Pins and (1) Cable Clamp
4	GA5600	1	Magnetic Distance Sensor
5	GD8751	-	Magnetic Distance Sensor Pulse Wheel
6	GD13348	-	Insulated Clamp, 1 <sup>1</sup> / <sub>16</sub> "
7	GD8770	1	Bracket
8	G10001	2	Hex Head Cap Screw, 3/8"-16 x 1"
	G10229	2	Lock Washer, 3/8"
	G10101	2	Hex Nut, 3/8"-16
9	GD8771	1	Spring Wave Washer
10	G1K249	-	Acre Counter Switch Kit
11	GA7856	1	Power Lead Adapter
12	GA9144	-	Monitor/Radar Adapter Cable, 10"
13	G1K267	-	Power Lead Adapter Connector Kit, Includes: (1) Cable Clamp, (1) 3-Pin Connector, (3) Male Terminal Pins
14	G1K268	-	Console Cable Connector Kit, Includes: (1) Cable Clamp, (1) 3-Pin Connector, (1) Lock Ring, (3) Female Terminal Pins
15	GA8046	-	Dust Plug (Black)
	GA9978	-	Dust Plug (Blue)
16	G1K322	-	4-Pin Connector Kit W/Male Housing, (4) Female Socket Contacts and (1) Cable Clamp
17	---	-	Included In Planter Wiring Harness, See Item 1, on <a href="#">page P68</a>
18	GA7850	-	Planter Harness W/Dust Caps, 8 Row (12 Connectors)
	GB1090	-	Dust Cap (Included W/GA8021, GA8022, and GA7850)
19	GA21515	-	Seed Tube W/Computerized Sensor
	GA20902	-	Seed Tube (With Holes For Sensor Installation) (Included W/GA21515)
20	GA7859	1	Magnetic Distance Sensor Adapter (Analog To Digital)
21	G8647x	1	KPM III Backlit Console W/Brush (Item 23), Dust Plug (Item 15), Console Mounting Bracket Hardware and Power Harness
	GA12403	-	Mounting Bracket Assembly, Includes: (2) Mounting Brackets, (2) Connector Halves, (1) Compression Spring, (1) Tension Knob, (1) 1/4"-20 x 1 3/4" Hex Head Cap Screw, (1) 1/4" Plastic Washer, (1) 1/4" Steel Washer
	GR1762	-	Console Mounting Bracket Hardware Package, Includes: (3) No. 10-32 x 5/8" Hex Socket Pan Head Plated Screw, (3) 1/4" Plated Lock Washers (Included W/G8647X)
	GA16082	-	Power Harness (Included W/G8647X)
22	GA8047	-	Dust Plug (Black)
	GA9979	-	Dust Plug (Blue)
23	GR0594	-	Brush
24	GR0586	1	Radar Y-Cable (Used To Connect Radar Distance Sensor For Multiple
25	GA7857	-	Adapter Harness, 1'
26	GA7854	-	Extension Harness W/Dust Cap, 15'
	GA7855	-	Extension Harness W/Dust Cap, 30'
	GB1090	-	Dust Cap (Included W/GA7854 and GA7855)
27	GA7853	-	Junction Y-Harness W/Dust Cap
	GB1090	-	Dust Cap (Included W/GA7853)
28	G1K321	-	2-Pin Female Connector Kit (Black), Includes: (3) 2-Pin Female Housings, (6) Pin Contacts, (6) Seals
29	G1K320	-	2-Pin Male Connector Kit (Black), Includes: (3) 2-Pin Male Housings, (6) Socket Contacts, (6) Seals

ITEM	PART NO.	QTY.	DESCRIPTION
30	G1K248	-	3-Pin Female Connector Kit (Black), Includes: (3) 3-Pin Female Housings, (9) Pin Contacts, (9) Seals
	G1K362	-	3-Pin Female Connector Kit (Blue), Includes: (3) 3-Pin Female Housings, (9) Pin Contacts, (9) Seals
31	G1K252	-	3-Pin Male Connector Kit (Black), Includes: (3) 3-Pin Male Housings, (9) Pin Contacts, (9) Seals
	G1K363	-	3-Pin Male Connector Kit (Blue), Includes: (3) 3-Pin Male Housings, (9) Pin Contacts, (9) Seals
32	GD11089	-	Sealing Plug
33	G10686	4	Hex Head Cap Screw, 3/8"-16 x 8"
	G10229	2	Lock Washer, 3/8"
	G10101	2	Hex Nut, 3/8"-16
34	GD18118	2	Shaft Sensor Mount
35	GR1415	1	Rotation Sensor
36	GR1414	1	Actuator
37	GD18168	2	Mount
38	G11288	2	Pan Head Screw, No. 10-32 x 1 1/2"
	G10243	2	Washer, No. 10 SAE
	G10758	2	Hex Nut, No. 10-32
39	GD11474	2	Cover
40	G10927	2	Pan Head Machine Screw, No. 8-32 x 1 1/4", Stainless Steel
	G10931	2	Lock Washer, No. 8, Internal/External, Stainless Steel
	G10928	2	Hex Nut, No. 8-32, Stainless Steel
A	GA6147	-	Magnetic Distance Sensor and Mounting Package (Items 4-9)
B	GR1763	-	KPM III Loaner (Display Only)
C	GA13521	-	Shaft Sensor Mounting Pkg. (Items 33, 34, and 37-40)
D	GA13522	-	Shaft Rotation Sensor (1 Sensor, 1 Actuator) (Items 35 and 36)

**This page left blank intentionally.**

(A12425)

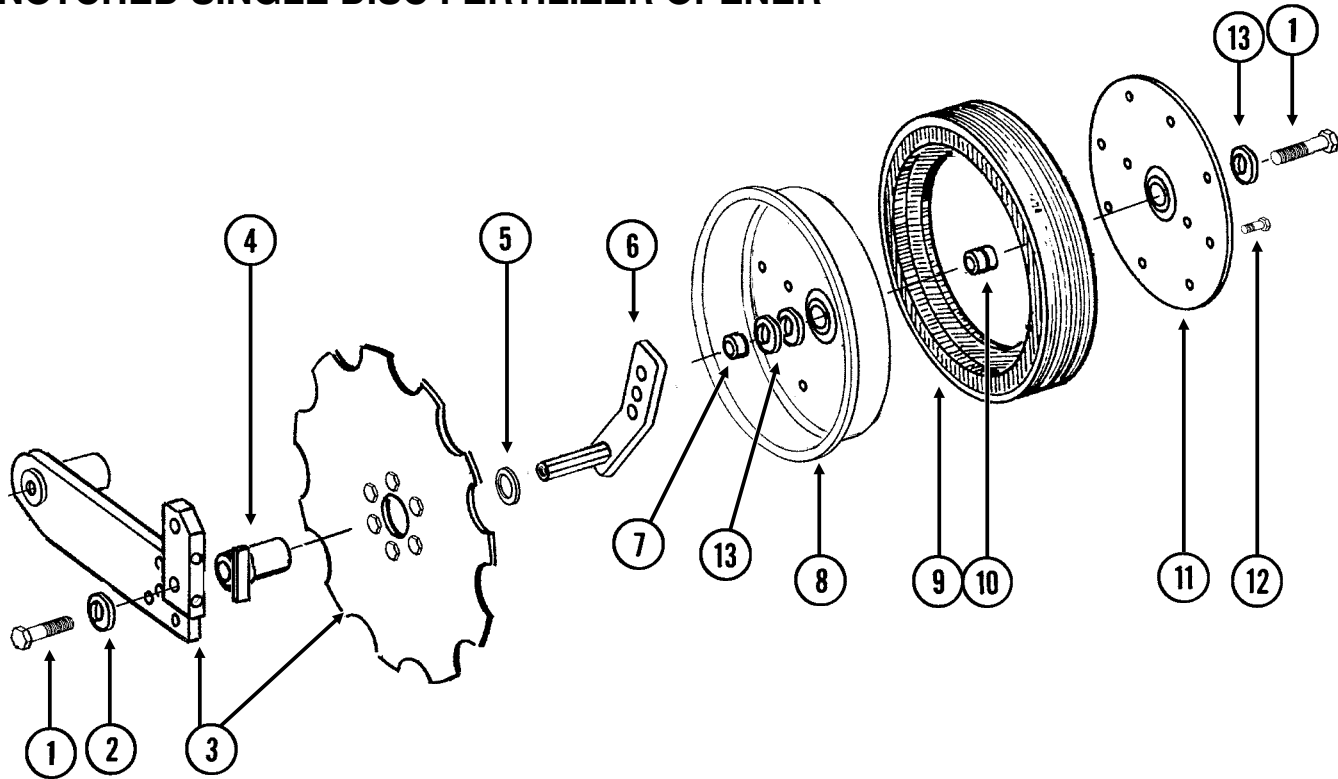
L.H. SHOWN



ITEM	PART NO.	QTY.	DESCRIPTION
1	GA6966	1	Compression Spring Assembly
2	GA9433	1	Pivot Arm, L.H.
	GA9434	-	Pivot Arm, R.H.
3	GA9437	1	Hub W/Bearing
	GA8603	-	Bearing, Double Row (Included W/GA9437)
4	GB0296	1	Arm. 13½"
5	GB0323	1	Knife, L.H.
	GB0322	-	Knife, R.H.
6	GB0400	1	Mount, R.H.
	GB0405	-	Mount, L.H.
7	GD1026	1	Sleeve, 1⅜" Long
8	GD11557	1	Scraper, L.H.
	GD11558	-	Scraper, R.H.
9	GD12676	1	Disc Blade, Notched, 16¾"
10	GD12677	1	Washer, 1½" O.D., 7 Gauge (.1793"), Hardened
11	GD12679	1	Stepped Spacer, 3" Long
12	GD12685	1	Bushing, ¾" O.D. x ½" Long
13	G10002	6	Hex Head Cap Screw, ⅜"-16 x ¾"
14	G10011	1	Hex Head Cap Screw, ⅝"-11 x 5½"
15	G10017	3	Hex Head Cap Screw, ½"-13 x 1½"
16	G10046	1	Hex Head Cap Screw, ⅝"-11 x 5"
17	G10047	1	Hex Head Cap Screw, ⅜"-16 x 1¾"
18	G10102	3	Hex Nut, ½"-13
19	G10107	2	Lock Nut, ⅝"-11
20	G10108	4	Lock Nut, ⅜"-16
21	G10111	1	Lock Nut, ½"-13
22	G10217	1	Washer, ⅝" USS
23	G10232	2	Lock Washer, ⅝"
24	G10306	3	Carriage Bolt, ⅜"-16 x 2"
25	G10450	2	Washer, 2¼", 18 Gauge (.0478")
26	G10640	1	Grease Fitting, ¼"-28
27	G10871	1	Hex Head Cap Screw, ½"-13 x 6"
28	G10991	2	Hex Head Cap Screw, ⅝"-18 x 7⁄8"
29	G11386	6	Flat Washer, ⅝" SAE
30	G11387	2	Hardened Washer, ⅜" SAE
31	G11389	3	Flat Washer, ½" Plated SAE
32	G11391	2	Flat Washer, 5⁄8" SAE
33	---	-	---
34	GA10047	1	Drop Tube, L.H., Dry Fertilizer
	GA10048	-	Drop Tube, R.H., Dry Fertilizer
35	GD13287	2	U-Bolt, 1½" x 2½" x ½"-13
36	G11511	4	Lock Nut, ½"-13
A	GA24337 GA24336	-	LH (Items 1-36) RH (Items 1-36)

(FRTZ256)

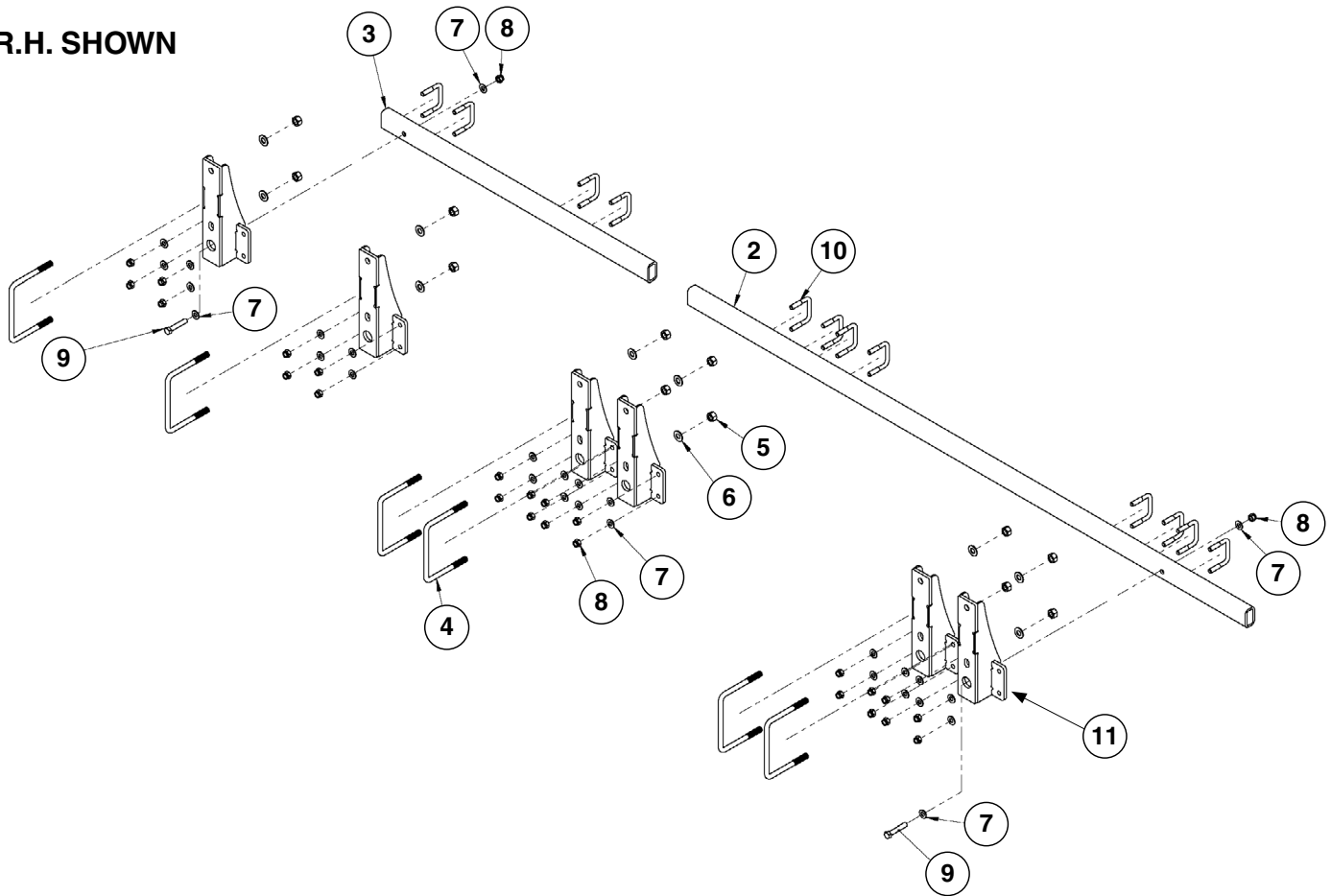
**FOR USE WITH  
NOTCHED SINGLE DISC FERTILIZER OPENER**



ITEM	PART NO.	QTY. (Per Assy.)	DESCRIPTION
1	G10010	2	Hex Head Cap Screw, 5/8"-11 x 3"
2	G11391	1	Flat Washer, 5/8" SAE
3	---	-	<a href="#">See "Notched Single Disc Fertilizer Opener w/ Mounting Hardware" on page P74</a>
4	GA9472	1	Blade Mount
5	G10233	1	Machine Bushing, 1", 10 Gauge
6	GA10037	1	Wheel Mount, L.H. (Shown)
	GA10036	1	Wheel Mount, R.H.
7	GD13309	1	Spacer
8	GD11423	1	Half Wheel
9	GD11953	1	Offset Tire
10	GA6171	1	Bearing
11	GD11954	1	Half Wheel Cover, Nylon
12	G10961	11	Flanged Whiz Lock Screw, 5/16"-18 x 3/4", No Serration
	G10620	11	Serrated Flange Nut, 5/16"-18
13	G10204	-	Special Machine Bushing, 5/8" x 1" O.D. (As Required)
A	GA8877	-	Gauge Wheel Complete (Items 8-12)

(KE19010-015-30000)

R.H. SHOWN

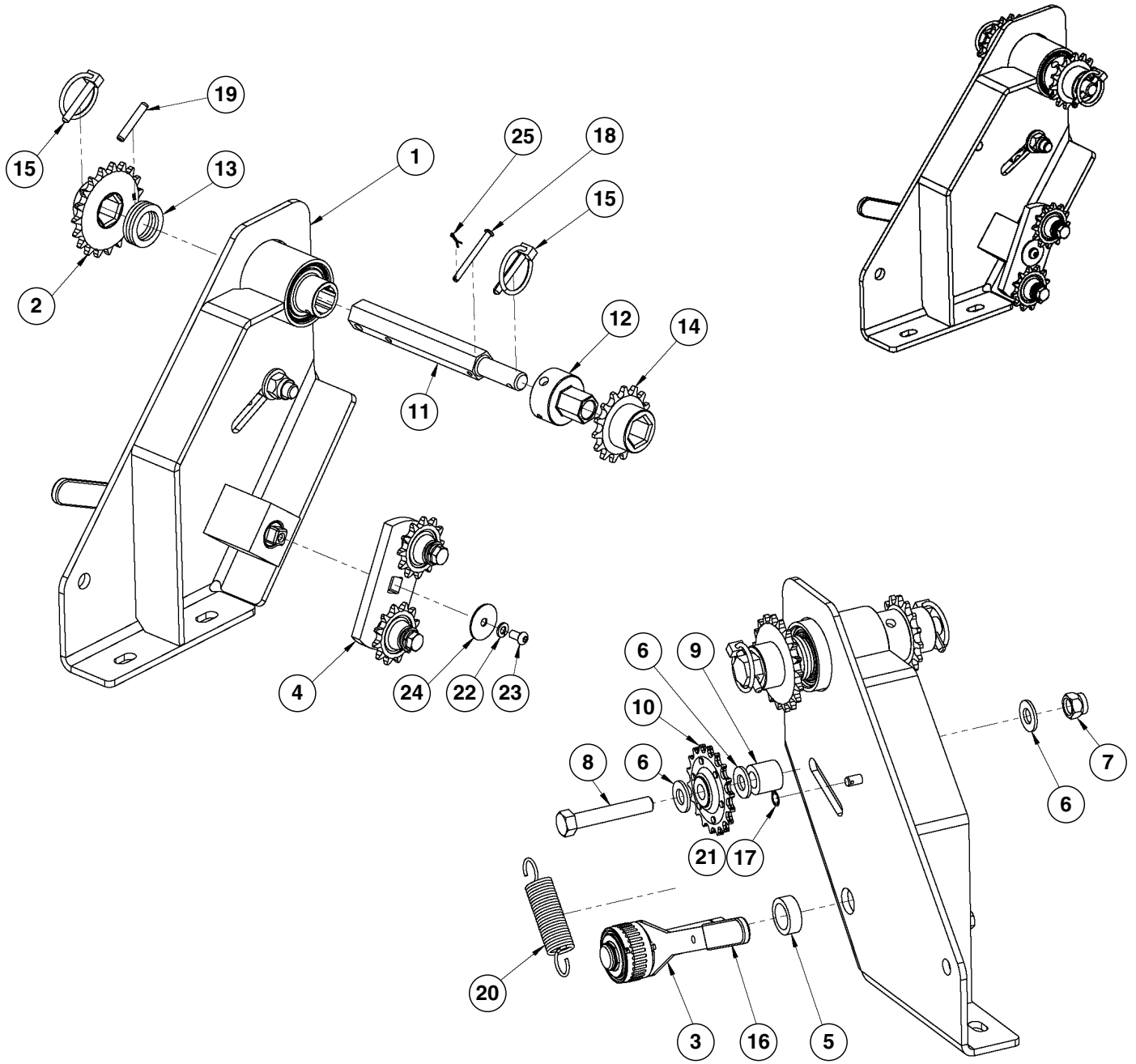


ITEM	PART NO.	QTY. (Per Assy.)	DESCRIPTION
1	---	-	---
2	G100186	2	Center Fertilizer Bar Tube
3	*G100187	2	Wing Fertilizer Bar Tube
4	G19010-018-00001	8	U-Bolt, M16-2
5	G12033	16	Hex Nut, M16-2
6	G11391	16	Flat Washer, 5/8" SAE
7	G11389	38	Flat Washer, 1/2" Plated SAE
8	G10111	35	Lock Nut, 1/2"-13
9	G10397	3	Hex Head Cap Screw, 1/2"-13 x 2 3/4"
10	GD13287	16	U-Bolt, 1 1/2" x 2 1/2" x 1/2"-13
11	G19010-015-30208	8	Opener Tube Holder

\*L.H./R.H. Wing Fertilizer Bar Tubes are identical parts-wise.

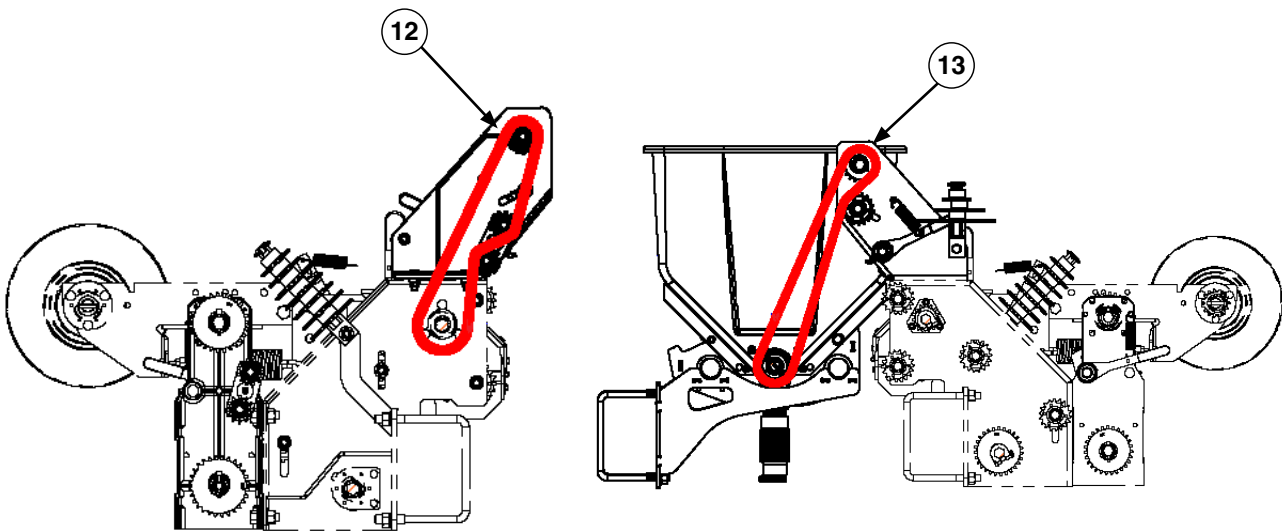
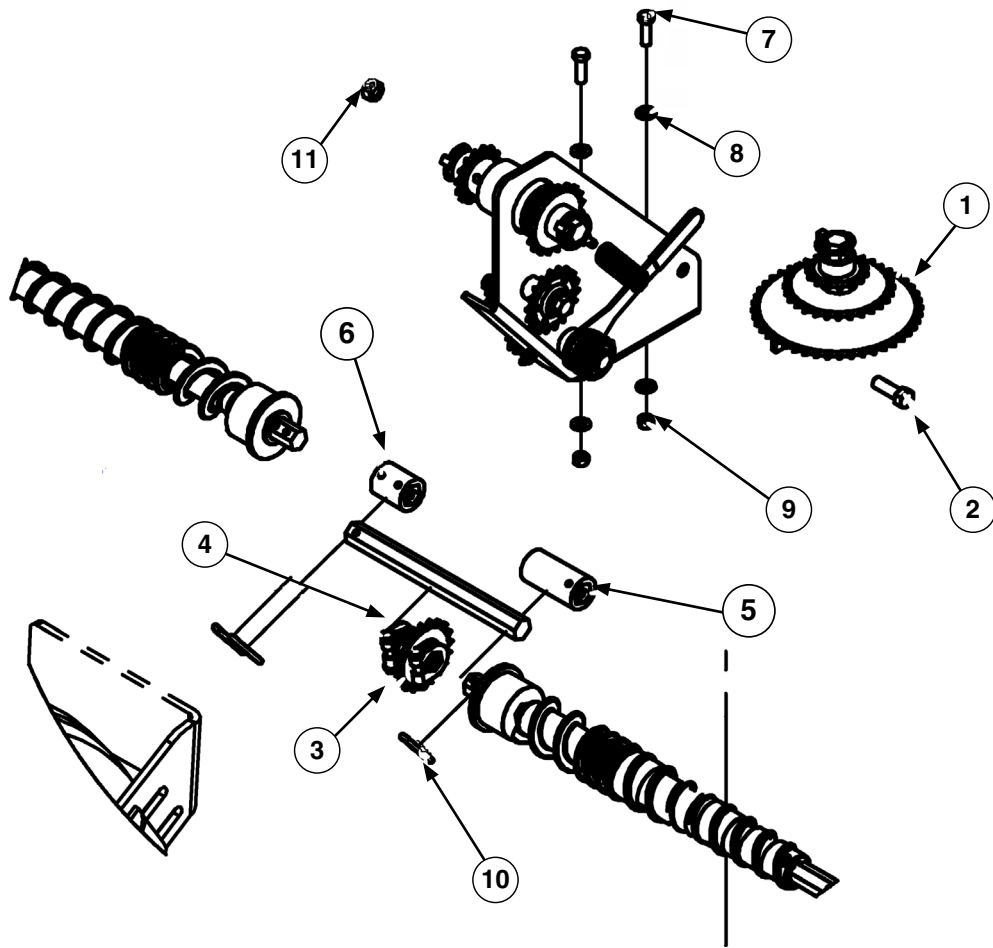


(KE19010-015-06000)



ITEM	PART NO.	QTY.	DESCRIPTION
1	G19010-015-06100	1	Fertilizer Transmission Sub-Assembly
	G19010-015-05100	-	Transmission Machining (Included W/ G19010-015-06100)
	GA5116	-	Bearing, 7/8" Hex Bore, Cylindrical (Included W/ G19010-015-06100)
	GA5624	-	Special Bearing, 7/8" Hex Bore x 1.6" (Included W/ G19010-015-06100)
	G10640	-	Grease Fitting, 1/4"-28 (Included W/ G19010-015-06100)
	G10643	-	Grease Fitting, 1/4"-28 (Included W/ G19010-015-06100)
2	GA5107	1	Sprocket, 19 Tooth
3	GA10030	1	Wrap Spring Wrenc Assembly
4	GA7336	1	Idler W/Bolt-On Sprockets
	GD7426	-	Sprocket, 12 Tooth (Included W/GA7336)
	GD1026	-	Sleeve, 1 3/16" Long (Included W/GA7336)
	G11387	-	Flat Washer, 3/8" SAE (Included W/GA7336)
	G10229	-	Lock Washer, 3/8" (Included W/GA7336)
	G10047	-	Hex Head Cap Screw, 3/8"-16 x 1 3/4" (Included W/GA7336)
	GD10401	-	Double Idler Bar (Included W/GA7336)
5	GD2734-18	1	Sleeve, 1 1/4" O.D. x 7/16" Long
6	G11389	3	Flat Washer, 1/2" Plated SAE
7	G10111	1	Lock Nut, 1/2"-13
8	G10038	1	Hex Head Cap Screw, 1/2"-13 x 3"
9	GD4887-14	1	Sleeve, 1" O.D. x 9/16" I.D. x "
10	GA7154	1	Sprocket W/Bearing, 18 Tooth
11	GD37060	1	Hex Shaft, 7/8", w/ 6 Holes
12	GD7127	1	Shear Coupler
13	G10233	3	Machine Bushing, 1 1/2" x 1/32", 10 Gauge (.1345")
14	GA5105	1	Sprocket, 15 Tooth
15	GD2558	2	Lynch Pin, 1/4"
16	G11078	1	Vinyl Cap
17	G10408	1	Clevis Pin, 5/16" x 3/4"
18	G10821	1	Clevis Pin, 3/16" x 2"
19	G10602	1	Spring Pin, 1/4" x 1 1/2"
20	GD5857	1	Spring
21	G10409	1	Retaining Ring, 5/16"
22	G10227	1	Lock Washer, 1/4"
23	G11100	1	Hex Socket Button Head Cap Screw, 1/4"-20 x 1/2"
24	G11453	1	Fender Washer, 1/4"
25	G10455	1	Coupler, 1 3/4"

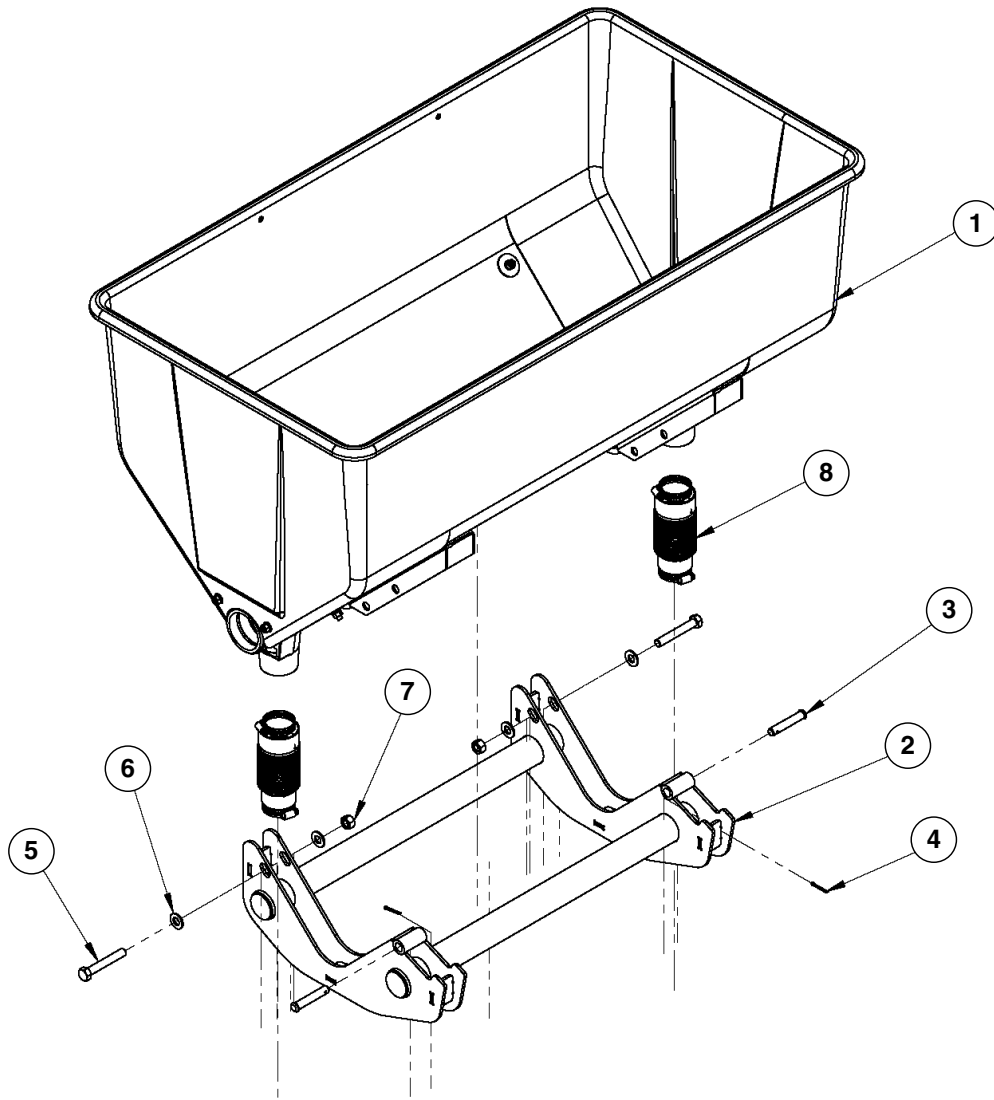
(KE19010-015-10000)



Transmission Side View (Both Sides)

ITEM	PART NO.	QTY.	DESCRIPTION
1	GA22322	1	Sprocket Tree Assembly
	GA12191	-	Sprocket, 44 Tooth (Included w/ GA22322)
	GA5105	-	Sprocket, 15 Tooth (Included w/ GA22322)
	GA5113	-	Sprocket, 28 Tooth (Included w/ GA22322)
	GA7313	-	Sprocket Storage Rod (Included w/ GA22322)
	GD2558	-	Lynch Pin, 1/4" (Included w/ GA22322)
2	G10017	1	Hex Head Cap Screw, 1/2"-13 x 1 1/2"
3	GA5107	1	Sprocket, 19 Tooth
4	GA11331	2	Hex Lock Clamp Assembly
5	GD7867	1	Coupler, 3"
6	GD5886	1	Coupler, 1 3/4"
7	G10004	2	Hex Head Cap Screw, 3/8"-16 x 1 1/4"
8	G11387	4	Flat Washer, 3/8" SAE
9	G10101	2	Hex Nut, 3/8"-16
10	G10460	3	Cotter Pin, 1/4" x 2"
11	G10102	1	Hex Nut, 1/2"-13
12	G3310-80	1	Chain, No. 40, 80 Pitch Including Connector Link
13	G3310-104	1	Chain, No. 40, 104 Pitch Including Connector Link

(KE19010-015-11000)



ITEM	PART NO.	QTY. (Per Hopper)	DESCRIPTION
1	GA5666	1	Hopper Sub-Assembly
2	G19010-015-30202	1	Dry Fertilizer Tank Holder
3	G10561	2	Clevis Pin, 1/2" x 3"
4	G10451	2	Cotter Pin, 1/8" x 1"
5	G10585	2	Hex Head Cap Screw, 1/2"-13 x 3 1/4"
6	G11389	4	Flat Washer, 1/2" Plated SAE
7	G10102	2	Hex Nut, 1/2"-13
8	G10676	1	Hose Clamp, No. 36, Stainless Steel
	GD21398	1	Rubber Tube
	G10672	1	Hose Clamp, No. 28

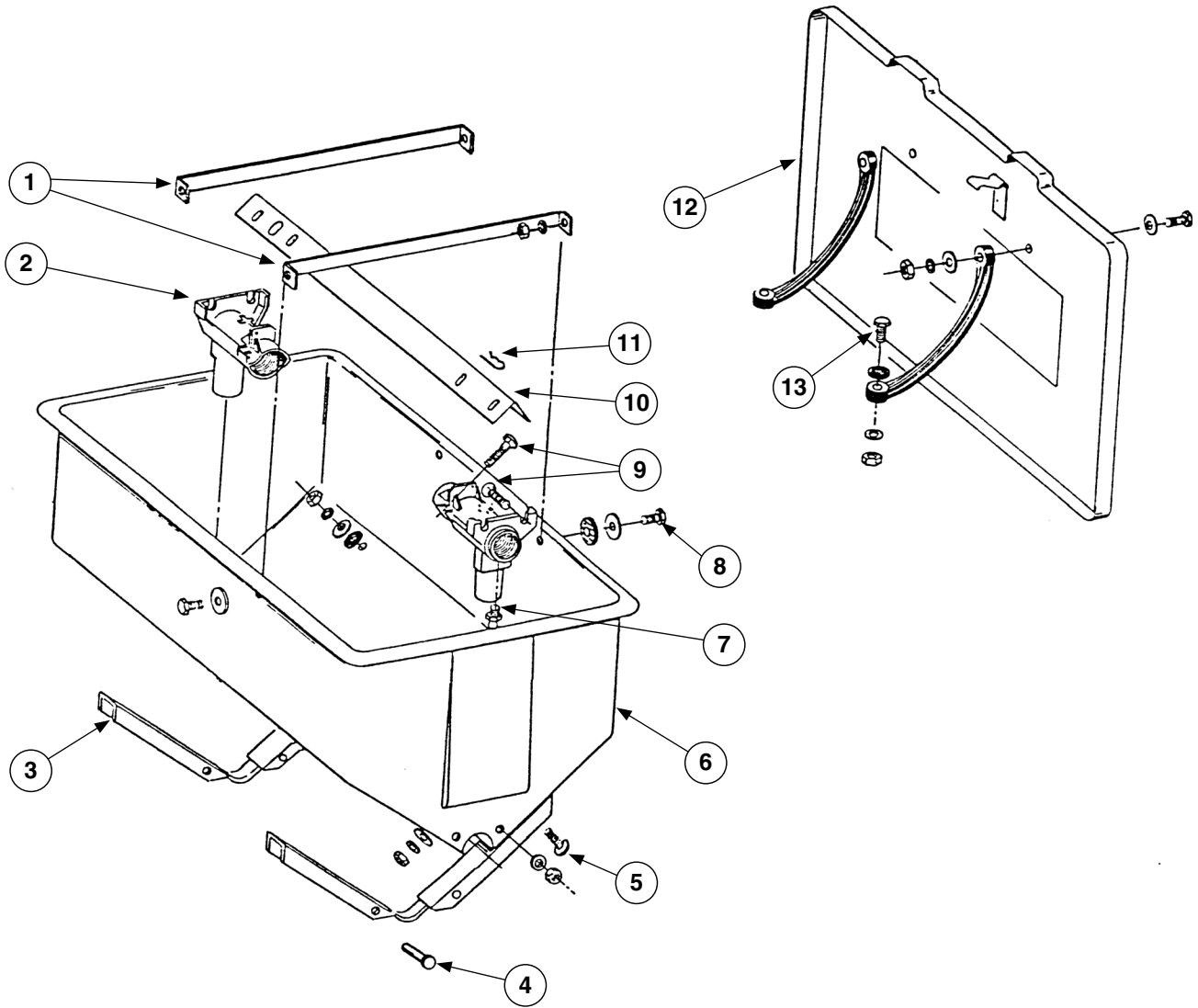
**This page left blank intentionally.**

# Dry Fertilizer Hopper Assembly

Model 3030

MKE002-02

DFC009/DFC014/DFC018(PT30a)



## Dry Fertilizer Hopper Assembly

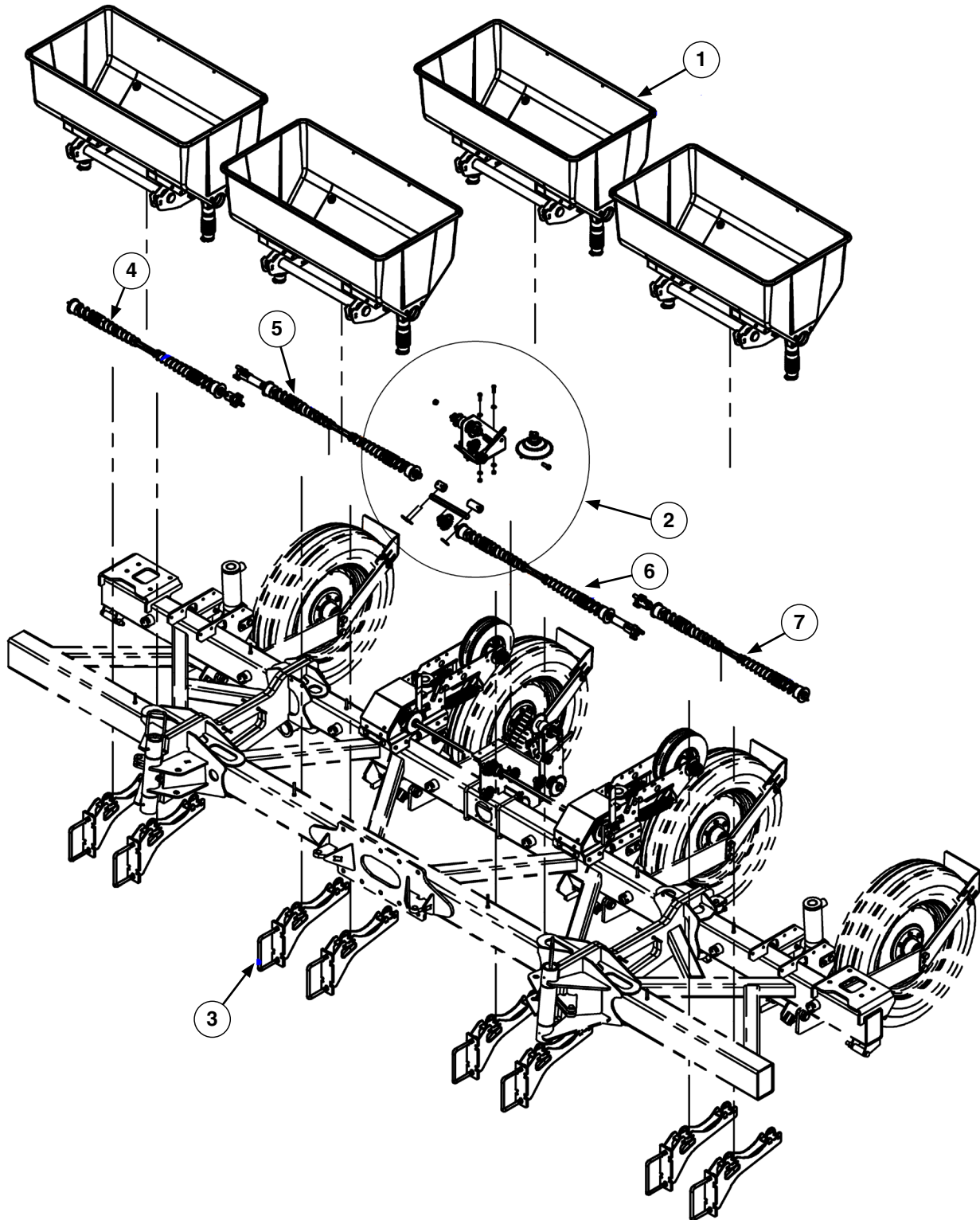
MKE002-02

Model 3030

ITEM	PART NO.	QTY. (Per Hopper)	DESCRIPTION
1	GD1209	2	Strap
2	GD1200	2	Outlet Housing
3	GA5652	2	Saddle
4	G10561	2	Clevis Pin, 1/2" x 3"
	G10451	2	Cotter Pin, 1/8" x 1"
5	G10303	8	Carriage Bolt, 5/16"-18 x 1"
	G10201	8	Special Washer, 3/8" x 1 1/2" O.D.
	GD1213	8	Rubber Washer
	G10232	8	Lock Washer, 5/16"
	G10106	8	Hex Nut, 5/16"-18
6	GD1379	1	Hopper
7	G10640	2	Grease Fitting, 1/4"-28
8	G10171	4	Hex Head Cap Screw, 5/16"-18 x 1 1/4"
	G10201	4	Special Washer, 3/8" x 1 1/2" O.D.
	GD1213	4	Rubber Washer
	G10232	6	Lock Washer, 5/16"
	G10106	6	Hex Nut, 5/16"-18
	G10133	2	Hex Head Cap Screw, 5/16"-18 x 1 1/2"
	G11389	2	Flat Washer, 1/2" Plated SAE
9	G10303	8	Carriage Bolt, 5/16"-18 x 1"
	G11386	8	Flat Washer, 5/16" SAE
	G10232	8	Lock Washer, 5/16"
	G10106	8	Hex Nut, 5/16"-18
10	GD1207	1	Baffle
11	G10670	2	Hair Pin Clip, No. 3
12	GA0898	1	Lid W/Retainers, Clips, Rivets, Rubber Straps and Hardware
	GD1654	-	Dry Fertilizer Hopper Lid with Kinze Logo (Included W/GA0898)
	GD1380	-	Front Clip (Included W/GA0898)
	GD2412	-	Rear Retainer (Included W/GA0898)
	G10655	-	Rivet, 3/16" x 13/32" (Included W/GA0898)
	GD1210	-	Rubber Strap (Included W/GA0898)
	G10171	-	Hex Head Cap Screw, 5/16"-18 x 1 1/4" (Included W/GA0898)
	G11386	-	Flat Washer, 5/16" SAE (Included W/GA0898)
	G10232	-	Lock Washer, 5/16" (Included W/GA0898)
	G10106	-	Hex Nut, 5/16"-18 (Included W/GA0898)
13	G10133	2	Hex Head Cap Screw, 5/16"-18 x 1 1/2"
	G11386	2	Flat Washer, 5/16" SAE
	G10232	2	Lock Washer, 5/16"
	G10106	2	Hex Nut, 5/16"-18
A	GA5666	-	Hopper Sub-Assembly (Items 2, 3, 5, 6, 9 and 11)
B	GA5668	-	Strap Assembly (Items 1, 8)



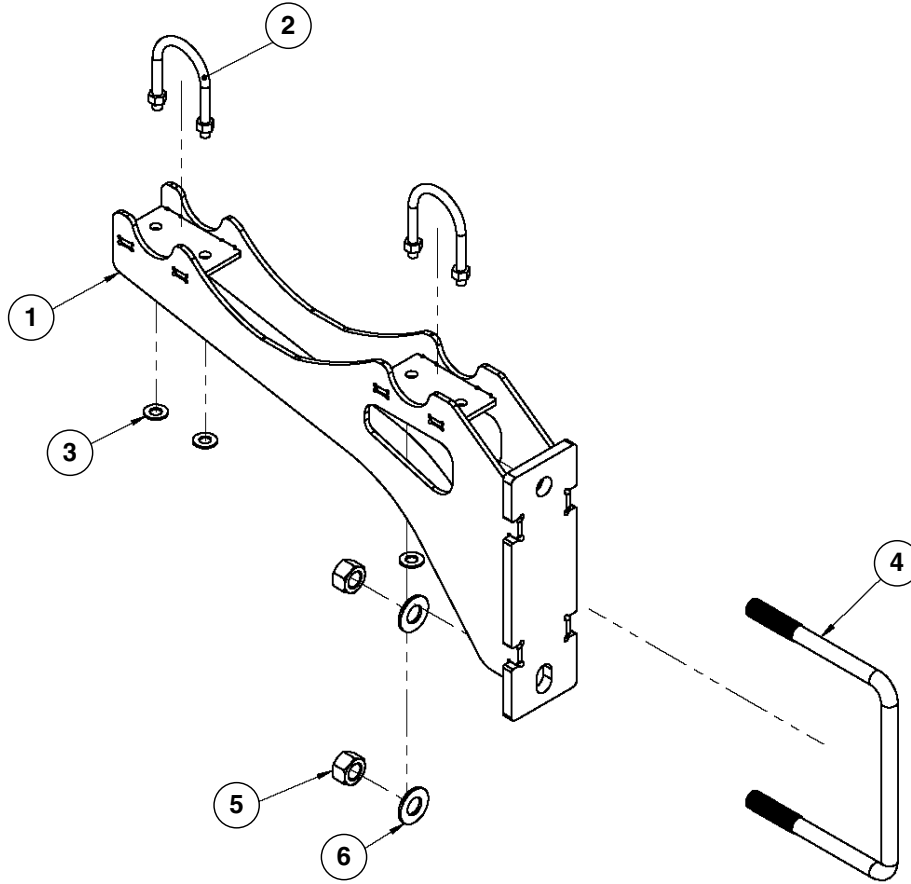
(KE19010-015-10000)



---

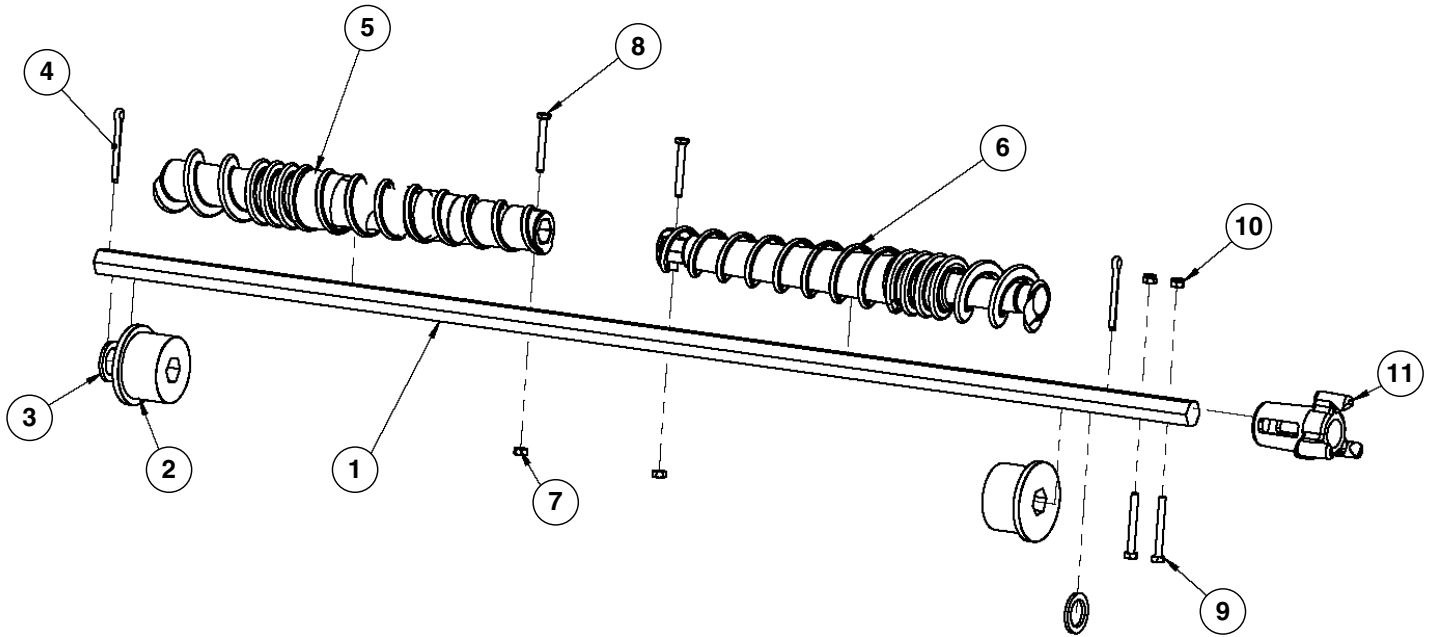
ITEM	PART NO.	QTY. (Per Hopper)	DESCRIPTION
1	G19010-015-11000	4	<a href="#">See "Dry Fertilizer Hopper and Mounts" on page P82</a>
2	---	-	<a href="#">See "Dry Fertilizer Transmission" on page P80</a>
3	---	-	<a href="#">See "Dry Fertilizer Hopper Support Assembly" on page P88</a>
4	---	-	<a href="#">See "L.H./R.H. Wing Hopper Shaft Assembly" on page P89</a>
5	---	-	<a href="#">See "Center Frame L.H./R.H. Hopper Shaft Assembly" on page P90</a>
6	---	-	<a href="#">See "Center Frame L.H./R.H. Hopper Shaft Assembly" on page P90</a>
7	---	-	<a href="#">See "L.H./R.H. Wing Hopper Shaft Assembly" on page P89</a>

(KE19010-015-01130)



ITEM	PART NO.	QTY.	DESCRIPTION
1	G19010-015-30205	1	Dry Fertilizer Holder
2	G19010-015-01100	2	U-Bolt, 1-1/2" M8
3	G11387	4	Flat Washer, 3/8" SAE
4	G19010-018-00001	1	U-Bolt, M16-2
5	G12033	2	Hex Nut, M16-2
6	G11391	2	Flat Washer, 5/8" SAE

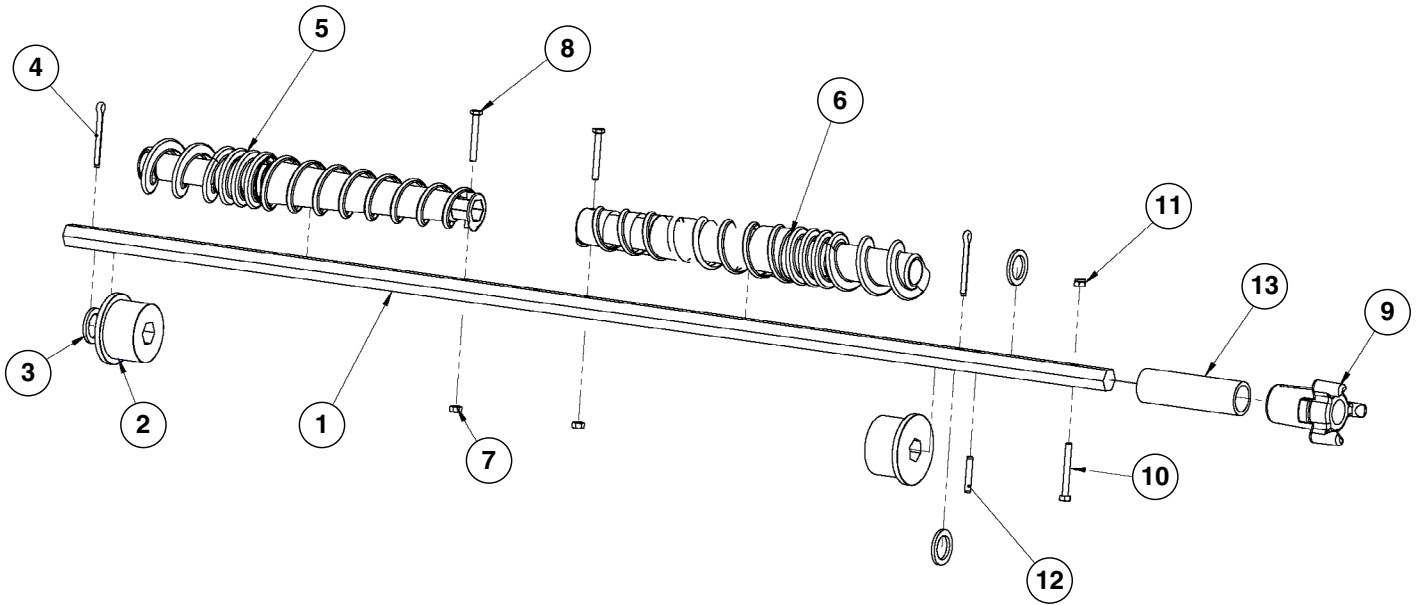
(KE19010-015-10000)



ITEM	PART NO.	QTY.	DESCRIPTION
1	G100156	1	Wing Hopper Hex Shaft
2	GB0200	2	Bearing
3	G10233	2	Machine Bushing, 1 1/2" x 1/32", 10 Gauge (.1345")
4	G10460	2	Cotter Pin, 1/4" x 2"
5	GB0199	1	Auger, L.H.
6	GB0198	1	Auger, R.H.
7	G10588	2	Hex Nut, 1/4"-20
8	G10587	2	Hex Head Cap Screw, 1/4"-20 x 2"
9	G10880	2	Hex Head Cap Screw, 1/4"-20 x 2 1/4"
10	G10110	2	Lock Nut, 1/4"-20
11	GB0283	1	Coupler

\*Parts-wise, L.H. and R.H. Shaft Assemblies are identical.

(KE19010-015-10000)

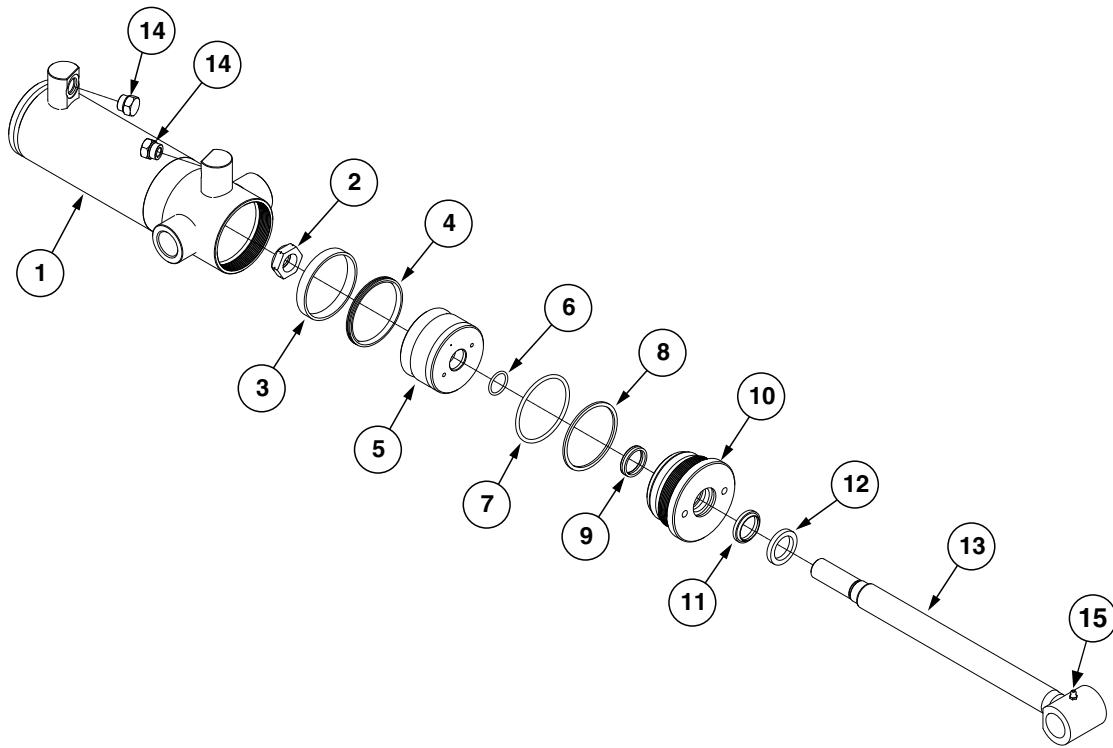


ITEM	PART NO.	QTY.	DESCRIPTION
1	G100157	1	Center Frame Hopper Hex Shaft
2	GB0200	2	Bearing
3	G10233	3	Machine Bushing, 1 1/2" x 1/32", 10 Gauge (.1345")
4	G10460	2	Cotter Pin, 1/4" x 2"
5	GB0199	1	Auger, L.H.
6	GB0198	1	Auger, R.H.
7	G10588	2	Hex Nut, 1/4"-20
8	G10587	2	Hex Head Cap Screw, 1/4"-20 x 2"
9	GB0283	1	Drive Line Coupler
10	G10880	2	Hex Head Cap Screw, 1/4"-20 x 2 1/4"
11	G10110	2	Lock Nut, 1/4"-20
12	G10602	1	Spring Pin, 1/4" x 1 1/2"
13	GD2962	1	Compression Spring

\*Parts-wise, L.H. and R.H. Shaft Assemblies are identical. Auger positions are NOT.

**This page left blank intentionally.**

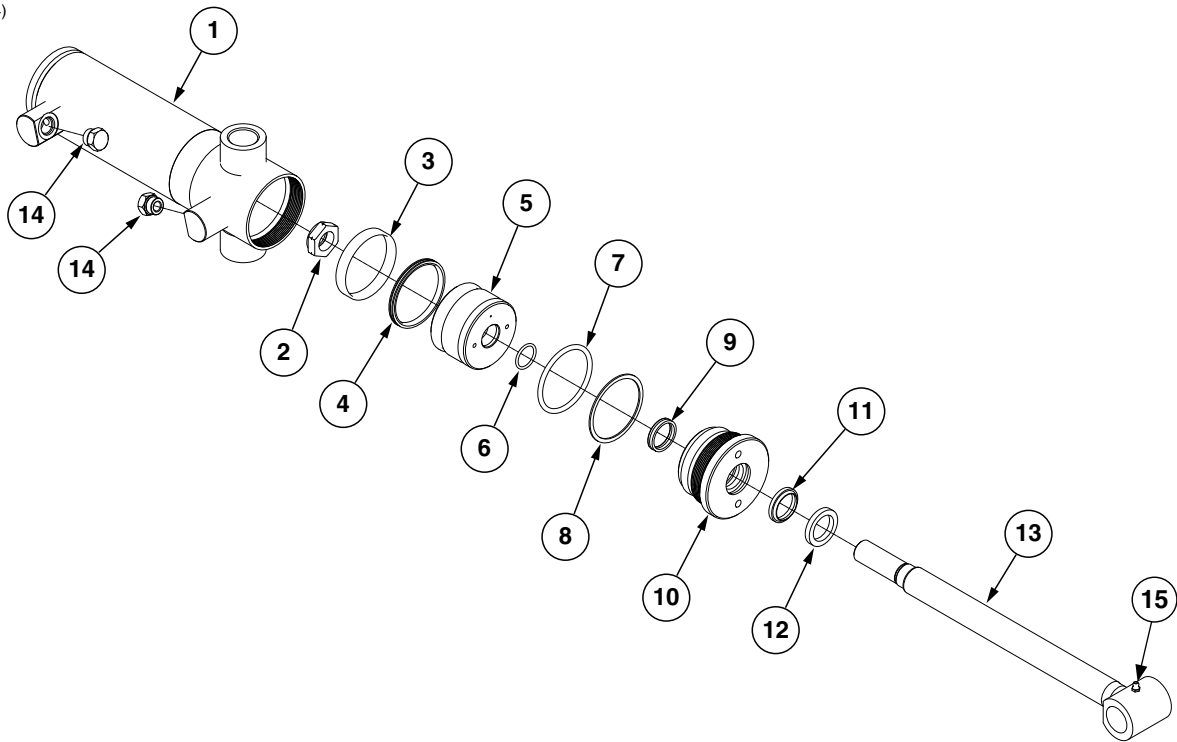
(IP1523)



ITEM	PART NO.	QTY.	DESCRIPTION
1	A4295	1	Barrel (Non-Stock Item)
2	GD27235	1	Nylon Lock Nut, 1"-14, Grade 8
3	*D12056	1	Wear Ring
4	GA26168	1	Piston Seal
5	GA21112	1	Piston
6	*D29649	1	O-Ring, No. 215
7	*D12231	1	O-Ring, No. 338
8	*D12232	1	BU Ring
9	*D12251	1	U-Cup
10	*D12507	1	Gland
11	*D12210	1	Wiper
12	*D12102	1	Ring
13	GA27183	1	Rod
14	G6408-08 GR1037	2 -	Plug W/O-Ring, 3/4"-16 O-Ring O-Ring
15	G10640	1	Grease Fitting, 1/4"-28
A	GA27182	-	Cylinder Complete, 3 1/2" x 8" (Part Number Stamped On Barrel)
B	GR2228	-	Seal Kit, Includes: (1) Wiper, (3) O-Rings, (1) BU Ring, (1) T-Seal, (1) Wear Ring, (1) U-Cup

\*Item is part of seal kit, item can not be purchased individually.

(IP1524/A21104)

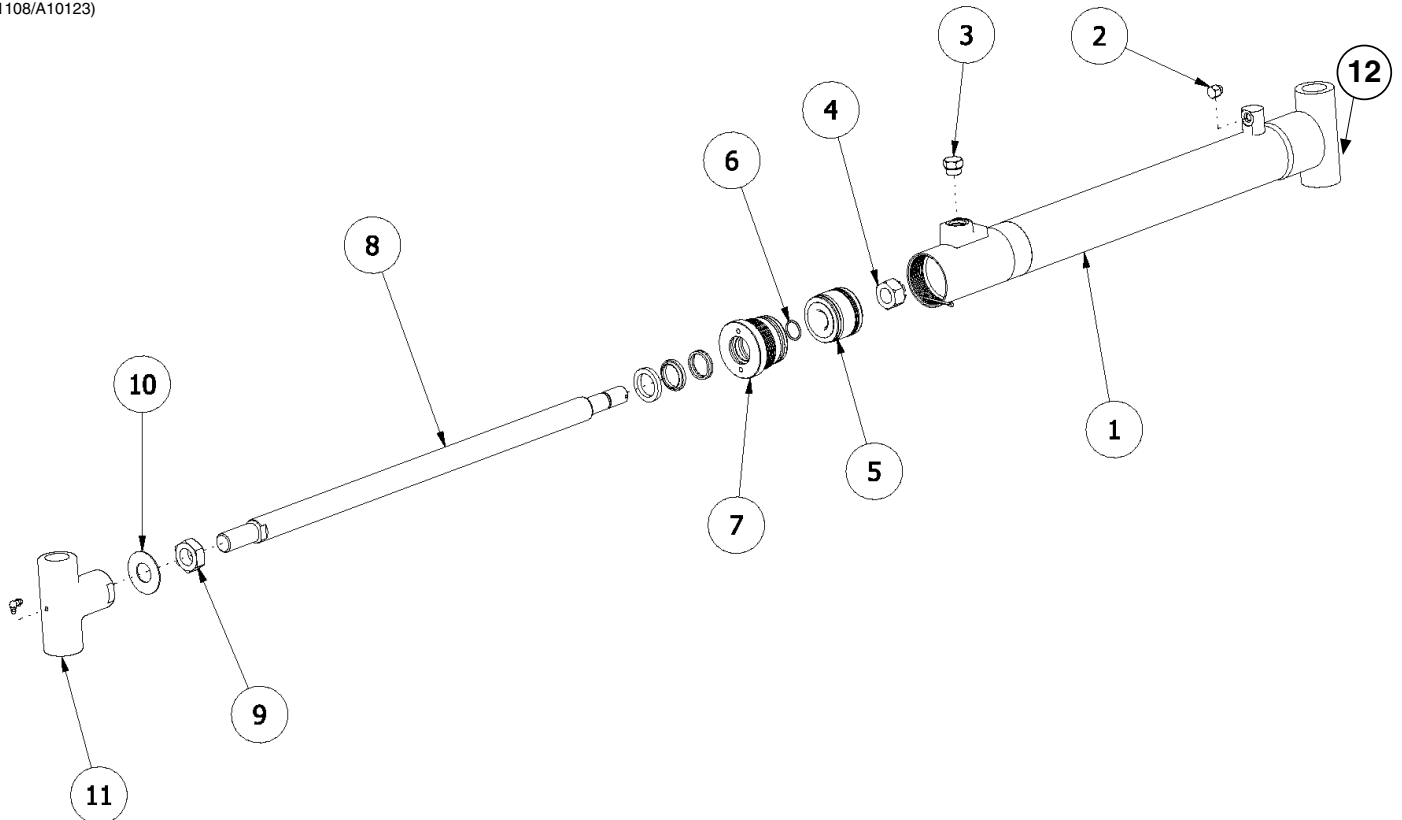


ITEM	PART NO.	QTY.	DESCRIPTION
1	A7538	1	Barrel (Non-Stock Item)
2	GD27235	1	Nylon Lock Nut, 1"-14, Grade 8
3	*D12038	1	Wear Ring
4	GA26167	1	Piston Seal
5	GA21105	1	Piston
6	GD29649	1	O-Ring, No. 215
7	*D12227	1	O-Ring, No. 336
8	*D12228	1	Back-Up Ring
9	*D12251	1	U-Cup
10	*D12505	1	Gland
11	*D12210	1	Wiper
12	*D12102	1	Ring
13	GA21106	1	Rod
14	G6408-08 GR1037	2 -	Plug W/O-Ring, 3/4"-16 O-Ring O-Ring
15	G10640	1	Grease Fitting, 1/4"-28
A	GA21104	-	Cylinder Complete, 3 1/4" x 8" (Part Number Stamped On Barrel)
B	GR2225	-	Seal Kit, Includes: (1) Wiper, (1) U-Cup, (3) O-Rings, (1) BU Ring, (1) T-Seal, (1) Wear Ring

\*Item is part of seal kit, item can not be purchased individually.



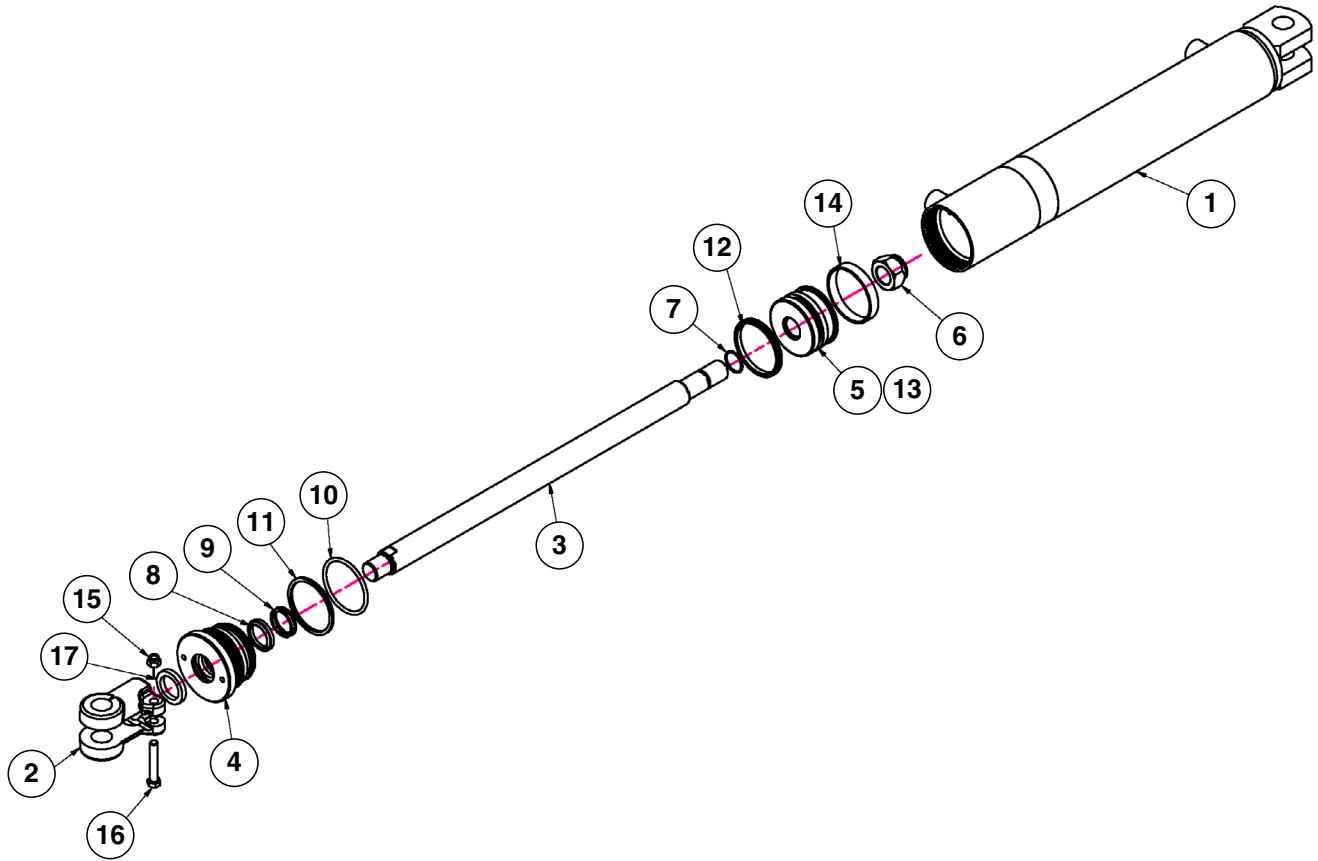
(IP1108/A10123)



ITEM	PART NO.	QTY.	DESCRIPTION
1	A8836	1	Barrel (Non-Stock Item)
2	G6408-04 GR1465	1 -	Plug W/O-Ring, 7/16"-20 O-Ring O-Ring
3	G6408-08 GR1037	1 -	Plug W/O-Ring, 3/4"-16 O-Ring O-Ring
4	G10969	1	Lock Nut, 7/8"-14
5	GD11983 GA24473 *D12012	1 1 1	Piston Piston Seal Assembly, 2 1/2" Piston Ring, 2 1/2"
6	*D12214	1	O-Ring
7	GD10207 *D12251 *D12008 *D12212 *D12210 *D12213 *D12102	1 1 1 1 1 1 1	Gland U-Cup Lip Seal Back-up Ring O-Ring Rod Wiper Back-Up Ring Cast Iron Ring
8	GD34209	1	Rod
9	G10324	1	Hex Jam Nut, 1"-14
10	GD23002	1	Locking Device
11	GD14308 G10779	1 1	Threaded Sleeve End Grease Fitting, 90°, 1/4"-28
12	G10640	1	Grease Fitting, 1/4"-28
A	GA10123	-	Cylinder Complete, 2 1/2" x 20 1/16" (Part Number Stamped On Barrel)
B	GR1521	-	Seal Kit, Includes: (1) Rod Wiper, (1) U-Cup Lip Seal, (2) O-Rings, (1) BU Ring, (1) T-Seal, (1) Cast Iron Ring

\*Item is part of seal kit, item can not be purchased individually.

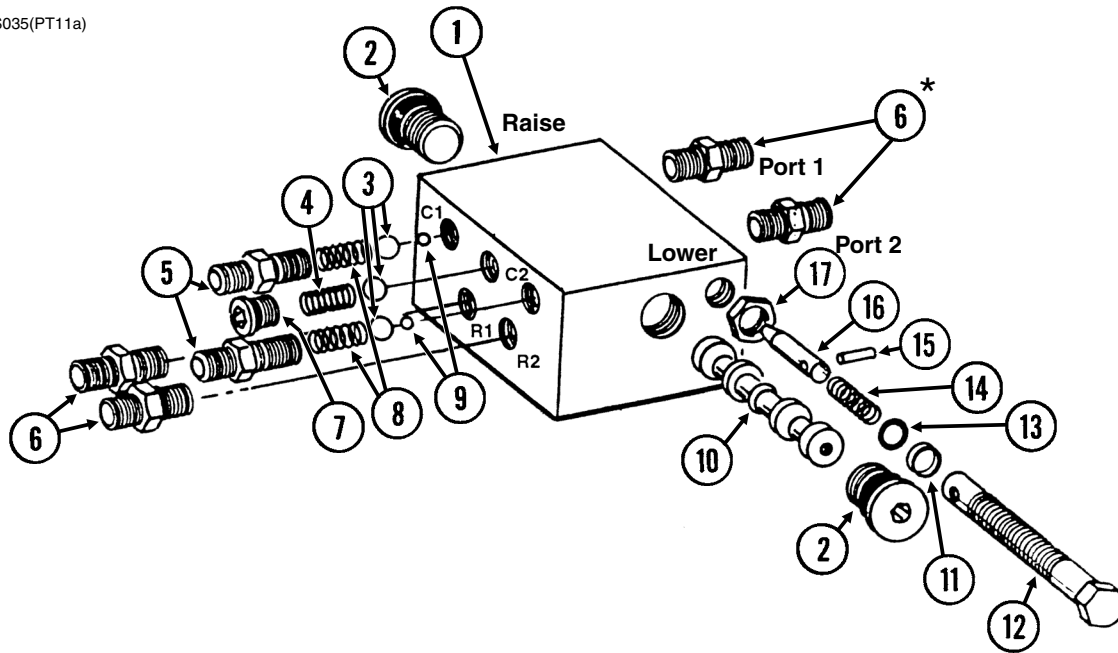
(A8911\_INV\_custom)



ITEM	PART NO.	QTY.	DESCRIPTION
1	A6524	1	Barrel (Non-Stock Item)
2	GD11950	1	Clevis
3	GD12501	1	Rod
4	GD11999	1	Gland
5	GD12502	1	Piston
6	G10958	1	Lock Nut, 1"-14
7	G6408-08 GR1037	2 -	Plug W/O-Ring, 3/4"-16 O-Ring O-Ring
8	*D12210	1	Wiper
9	*D12251	1	U-Cup
10	*D12202	1	O-Ring, No. 334
11	*D12203	1	BU Ring
12	*D12226	1	O-Ring, No. 120
13	GA24016	1	Piston Seal
14	*D12047	1	Wear Ring
15	G10108	1	Lock Nut, 3/8"-16
16	G10939	1	Hex Head Cap Screw, 3/8"-16 x 2 1/4"
17	*D12102	1	Lathe Ring
A	GA8911	-	Cylinder Complete, 3" x 16" (Part Number Stamped On Barrel)
B	GR1526	-	Seal Kit, Includes: (1) Wiper, (2) O-Rings, (1) BU Ring, (1) T-Seal, (1) U-Cup, (1) Wear Ring

\*Item is part of seal kit, item can not be purchased individually.

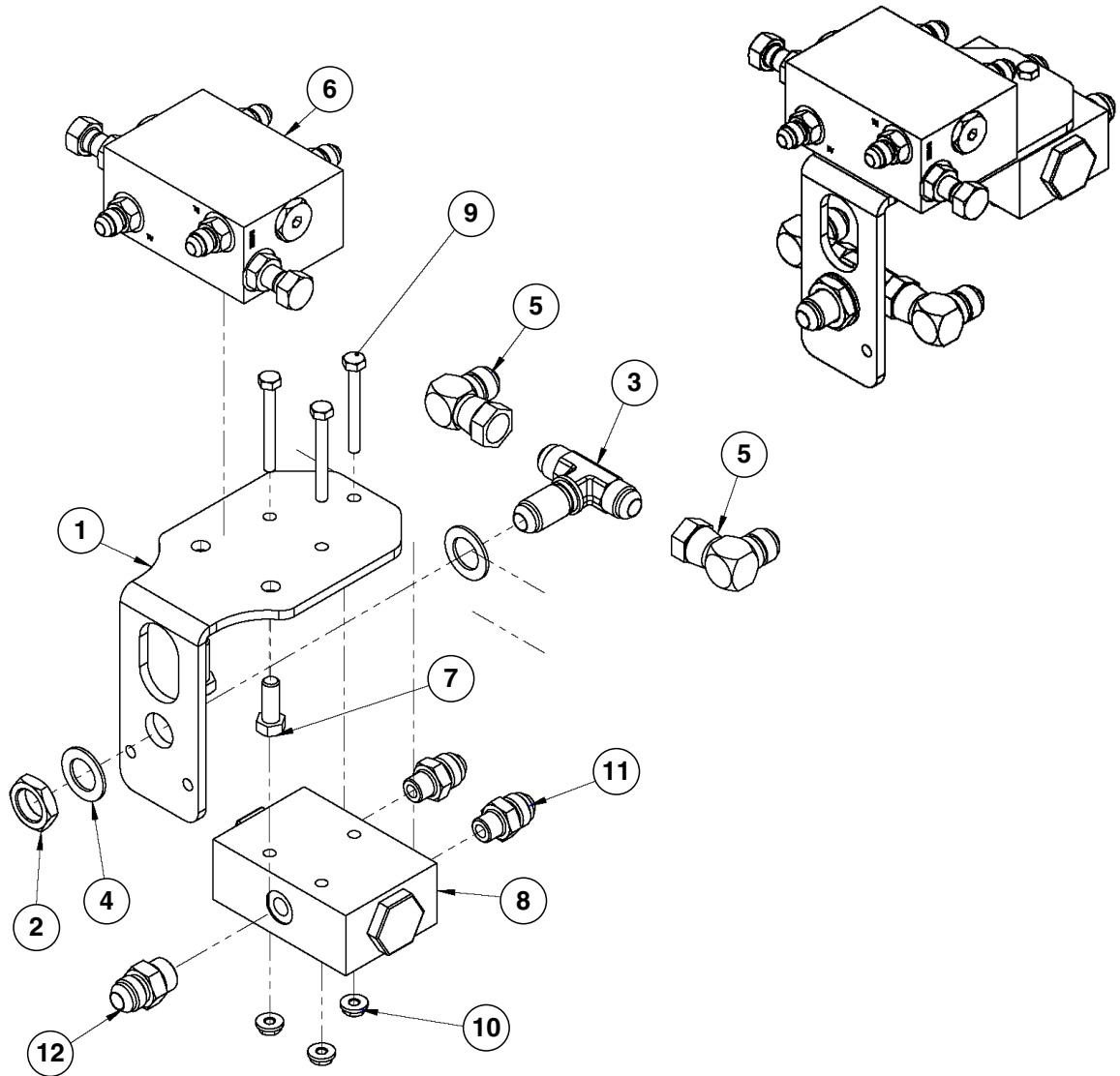
VVB025/PHS035(PT11a)



ITEM	PART NO.	QTY.	DESCRIPTION
1	---	-	Valve Body ( <b>Non-Stock Item</b> )
2	GR1047 GR1037	2 -	Hex Socket Plug W/O-Ring O-Ring
3	GR1044	3	7/16" Check Ball
4	GR1033	1	Detent Spring
5	GR1032 GR1045	2 -	Port Adapter W/O-Ring O-Ring
6	*G6400-06 GR1045	4 -	Connector W/O-Ring, 1/16"-18 Male 37° JIC To 1/16"-18 O-Ring O-Ring
7	GR1034 GR1035	1 -	Hex Socket Plug W/O-Ring O-Ring
8	GR1036	2	Spring
9	GR1043	2	1/4" Steel Ball
10	---	-	Spool ( <b>Non-Stock Item</b> )
11	GR1041	2	Teflon BU Ring
12	GR1042	2	Adjustment Screw
13	GR1040	2	O-Ring
14	GR1046	2	Compression Spring
15	GR1039	2	Spring Pin
16	GR1038	2	Needle
17	GR1048	2	Hex Jam Nut, 1/2"-20
A	GA5552	-	Valve Assembly Complete (Items 1-17)
B	GA5572	-	Flow Control Portion Only (Items 11-17)

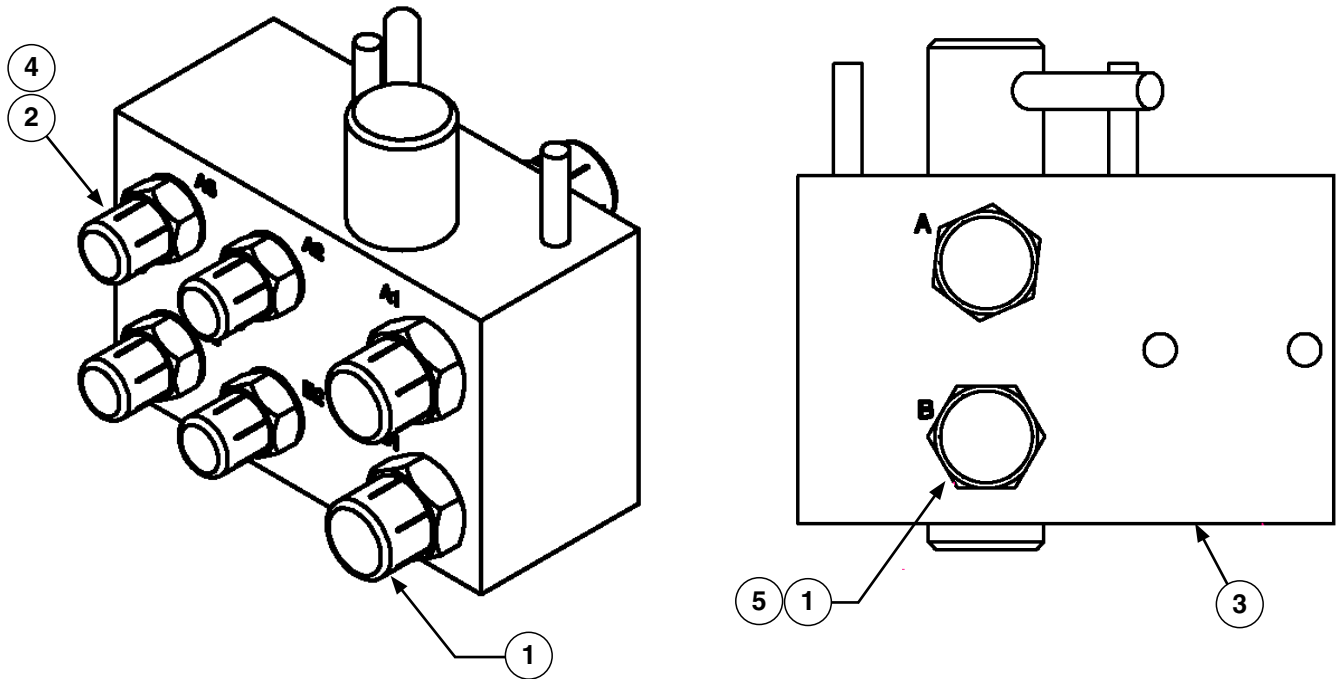
\*Not used on sizes with 3/8" hoses.

(KE19010-020-01000)



ITEM	PART NO.	QTY.	DESCRIPTION
1	G19010-020-00032	1	Hydraulic Block Mount
2	G306-08	2	Lock Nut, 3/4"-16
3	G2703-08	2	Bulkhead Tee 7/8"-14 Male JIC To 3/4"-16 JIC
4	G10215	2	Machine Bushing, 3/4", 14 Gauge (.0747")
5	G6500-08	4	Swivel Elbow, 90°, 3/4"-16 Male JIC To 9/16"-18 Female
6	GA5552	1	<a href="#">See "Row Marker Sequencing/Flow Control Valve" on page P96</a>
7	G10001	2	Hex Head Cap Screw, 3/8"-16 x 1"
8	G19010-020-00030	1	Flow Control Valve
9	G10880	3	Hex Head Cap Screw, 1/4"-20 x 2 1/4"
10	G10621	3	Serrated Flange Nut, 1/4"-20
11	G3800-08-06	2	Adapter, 3/8"-19 BSP to 3/4"-16 JIC
12	G3800-08-08	1	Adapter, 1/2"-14 BSP to 3/4"-16 JIC

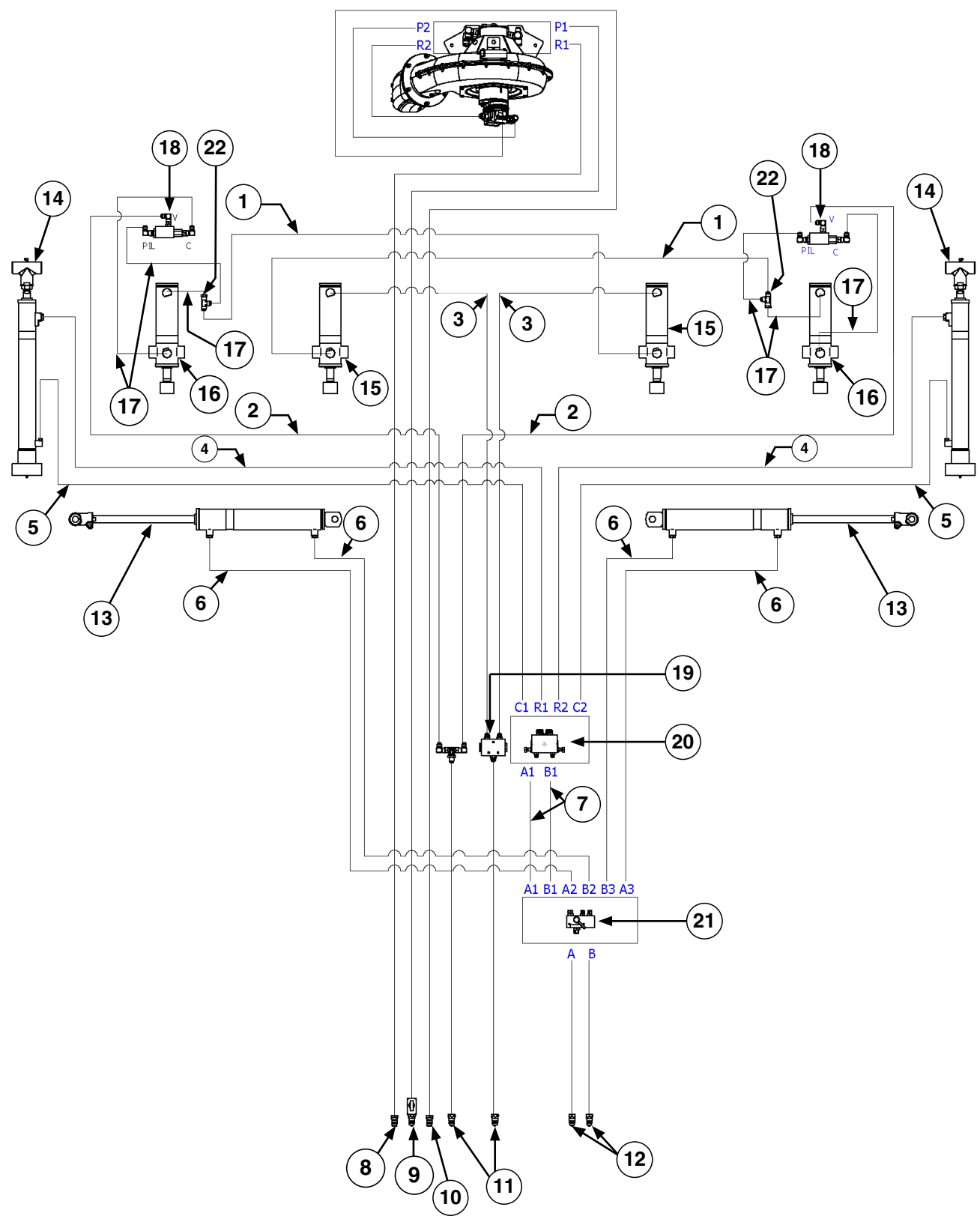
(A26111)



ITEM	PART NO.	QTY.	DESCRIPTION
1	G6400-08-06	4	Connector W/O-Ring, 3/4"-16 Male JIC To 9/16"-18 O-Ring
2	G6400-06	4	Connector W/O-Ring, 9/16"-18 Male JIC To O-Ring
3	GA24857	1	Selector Valve Assembly
4	G10491	4	Thread Protector, 9/16"-18
5	G10492	4	Thread Protector, 3/4"-16

**This page left blank intentionally.**

(KE19010-020-00010)

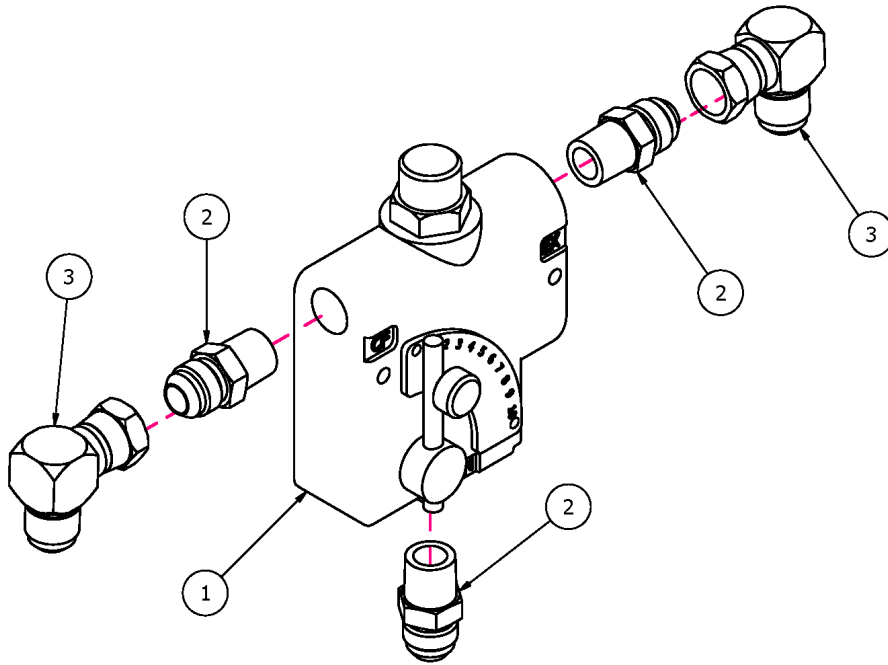


ITEM	PART NO.	QTY.	DESCRIPTION
1	*A1036	-	Hose Assembly, 3/8" x 280"
2	*A1030	-	Hose Assembly, 3/8" x 192"
3	*A3137	-	Hose Assembly, 3/8" x 140"
4	*A15086-216	-	Hose Assembly, 3/8" x 216" (06F - 08F)
5	*A15086-209	-	Hose Assembly, 3/8" x 209" (06F - 08F)
6	*A1154	-	Hose Assy 1/4" x 72" (06F - 06F)
7	*A15092-16.25	-	Hose Assembly, 3/8" x 16.25" (06F - 08F)
8	*A21518-225	-	Hose Assembly, 5/8" x 225" (1/2" Male NPTF - 12F)
9	*A18684-225	-	Hose Assembly, 1/2" x 225" (1/2" Male NPTF - 10F)
	GA11650	1	Needle Valve
10	*A15050	-	Hose Assembly, 3/8" x 230" W/Tip (1/2" M NPTF - 08F)
11	*A3134	-	Hose Assembly W/Tip, 3/8" x 198" (1/2" Male NPTF - 08F)
12	*A3133	-	Hose Assembly, 3/8" x 191"
13	---	2	<a href="#">See "Hydraulic Wing Fold Cylinder" on page P95</a>
14	---	2	<a href="#">See "Row Marker Cylinder" on page P94</a>
15	---	2	<a href="#">See "Slave Lift Cylinder" on page P93</a>
16	---	2	<a href="#">See "Master Lift Cylinder" on page P92</a>
17	*A1000	-	Hose Assembly, 3/8" x 15" (08F-08F)
18	G19010-020-00040	2	PO Check Valve
	G6500-08	6	Swivel Elbow, 90°, 3/4"-16 Male JIC To Female
	G3800-08-06	4	Adapter, 3/8"-19 BSP x 3/4"-16 JIC
	G3800-08-04	2	Adapter, 1/4"-19 BSP x 3/4"-16 JIC
19	G19010-020-00030	2	Flow Control Valve
20	---	-	<a href="#">See "Row Marker Sequencing/Flow Control Valve" on page P96</a>
21	---	-	<a href="#">See "Selector Valve Assembly" on page P98</a>
22	G6602-08	2	Swivel Tee, 3/4"-16 JIC
A	---	-	Vacuum System Hydraulics (Items 8-10)

**\*Hydraulic hose is not stocked by Kinze Repair Parts.**

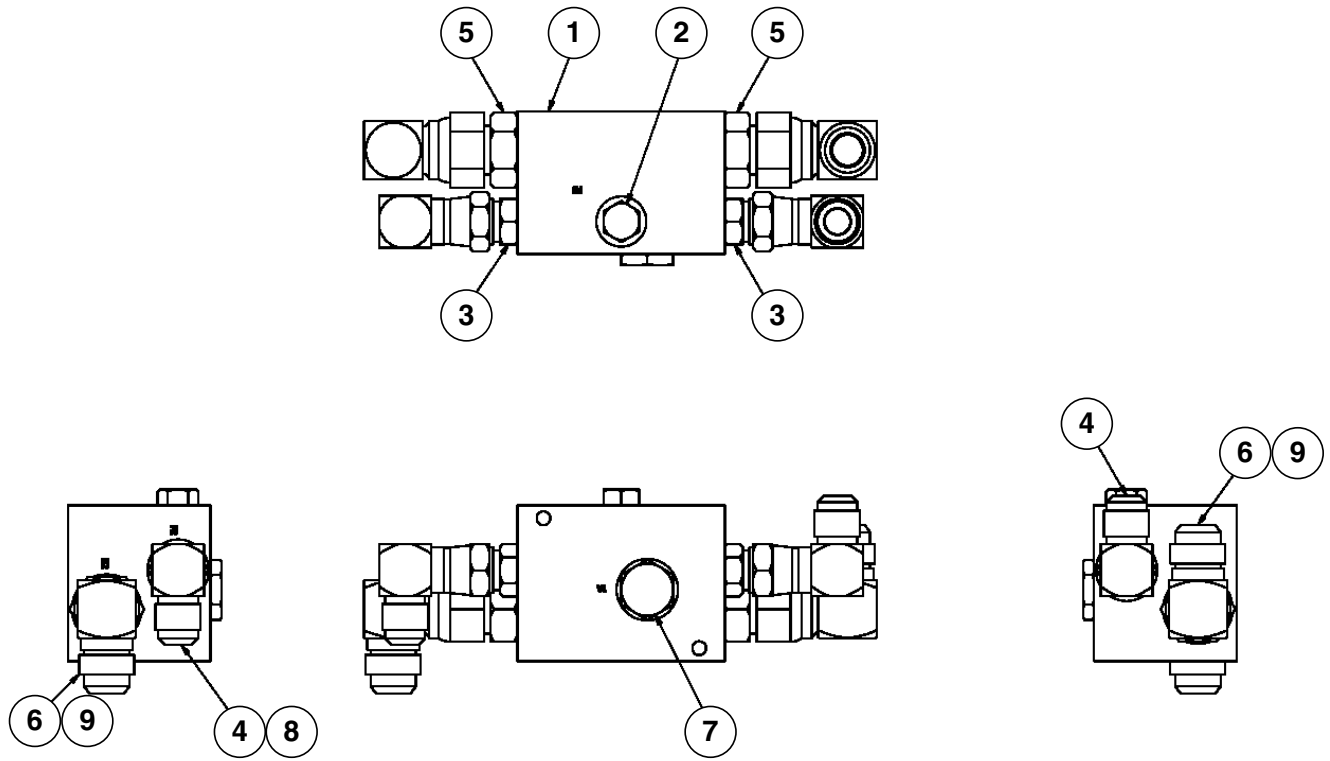


(A22305)



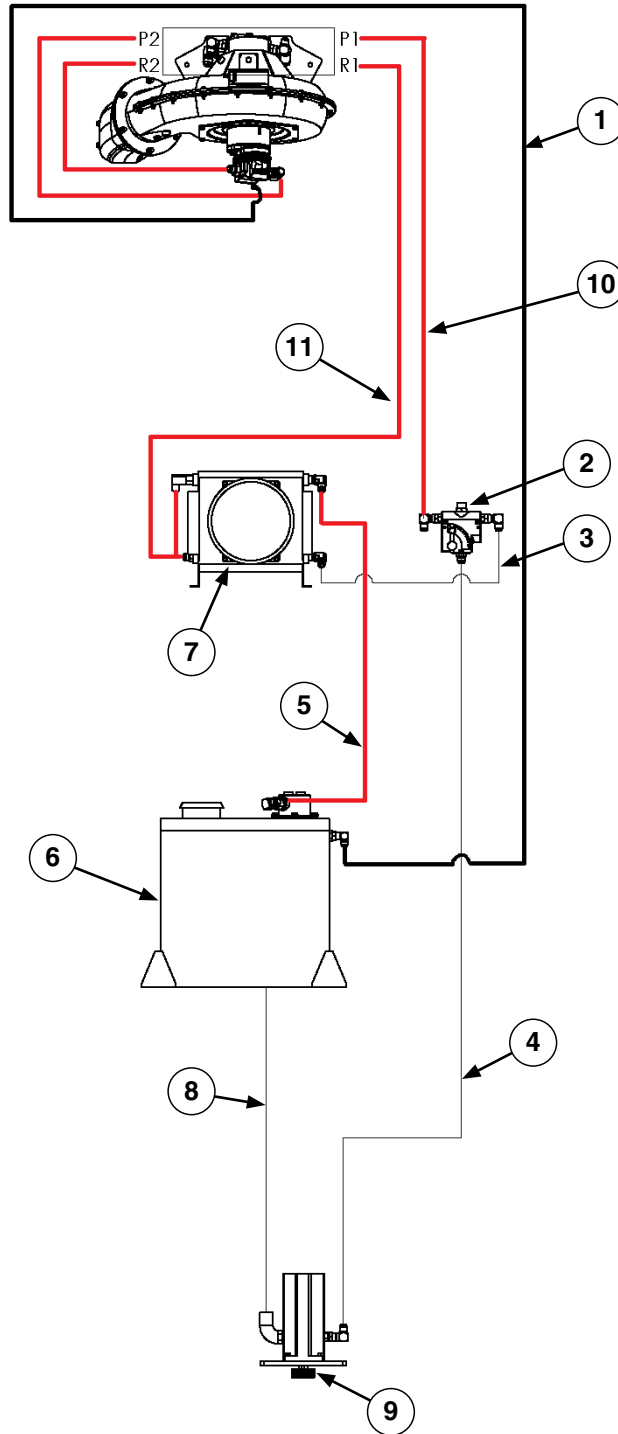
ITEM	PART NO.	QTY.	DESCRIPTION
1	GA10918	1	Flow Control Valve
2	G2404-10-08	3	Straight Male Adapter, 7/8"-14 JIC x 1/2" NPT
3	G6500-10	2	Swivel Elbow, 90°, 7/8"-14 Male JIC To Female

(A14531)



ITEM	PART NO.	QTY.	DESCRIPTION
1	GD19123	1	Vacuum Fan Override Valve Block
2	G6408-06 GR1045	1 -	Plug W/O-Ring, 9/16"-18 O-Ring O-Ring
3	G6400-10-08 GR1037	2 -	Connector W/O-Ring, 7/8"-14 Male JIC To 3/4"-16 O-Ring O-Ring
4	G6500-10	2	Swivel Elbow, 90°, 7/8"-14 Male JIC To Female
5	G6400-12-10	2	Connector W/O-Ring, 1 1/16"-12 JIC To 7/8"-14 O-Ring
6	G6500-12	2	Swivel Elbow, 90°, 1 1/16"-12 Male JIC To Female
7	GA4293	1	Check Valve Cartridge
8	G10493	1	Thread Protector, 7/8"-14
9	G11139	1	Thread Protector, 1-1/16"-12




(KE19010-021-00010)

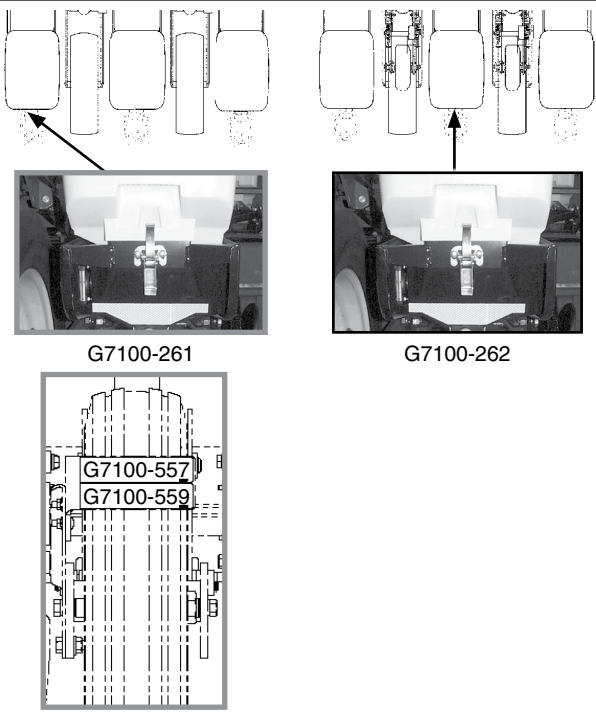

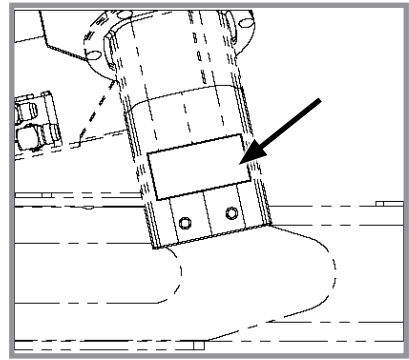



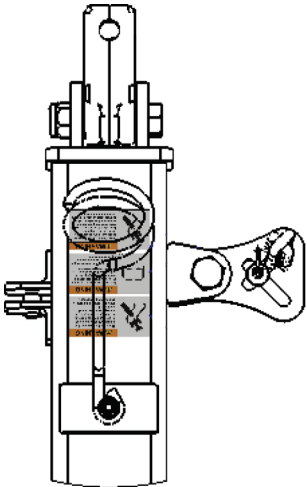
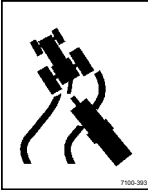


ITEM	PART NO.	QTY.	DESCRIPTION
1	*A25400-138	-	Hose Assembly, 3/8" x 131" (08F-08F)
2	---	-	<a href="#">See "Bypass Valve Assembly" on page P102</a>
3	*A18666-24	-	Hose Assembly, 1/2" x 24" (10F-10F)
4	*A18666-100	-	Hose Assembly, 1/2" x 100" (10F-10F)
5	*A21527-36	-	Hose Assembly, 5/8" x 36' (12F-12F)
6	---	-	<a href="#">See "Hydraulic Tank" on page P28</a>
7	---	-	<a href="#">See "Cooler Fan Assembly" on page P27</a>
8	*A12990-90	-	Hose Assembly, 1" x 90" (16F-16F)
9	---	-	<a href="#">See "MTZ PTO Pump" on page P30</a>
10	*A12792	-	Hose Assembly, 1/2" x 146" (10F - 10F)
11	*A11458	-	Hose Assembly, 5/8" x 152" (12F-12F)

\*Hydraulic hose is not stocked by Kinze Repair Parts.



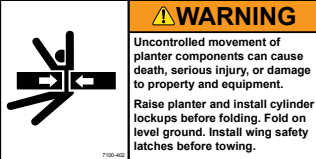


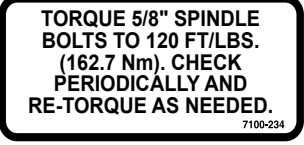
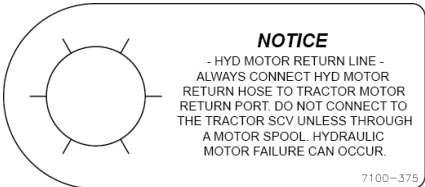
**This page left blank intentionally.**

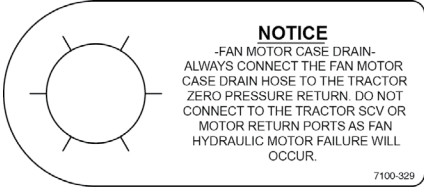
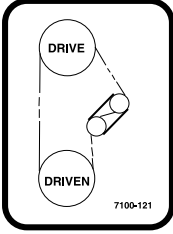




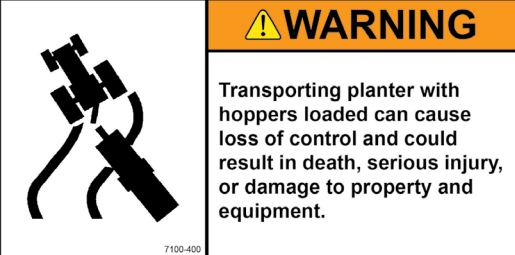
	<p>Part No.: GD2199                  Description: SMV Sign                  Quantity: 1</p>
 <p>Conventional Row Marker</p>	<div data-bbox="1094 617 1265 953" style="border: 1px solid black; padding: 5px;"> <p><b>WARNING</b></p>  <p>Row marker can lower at any time and could cause death or serious injury.</p> <p>Stay away from row markers!</p> <p>Install safety lockup device when not in use.</p> </div> <p>Part No.: English version G7100-397                  Russian version G7100-397RUS                  Bulgarian version G7100-397BGR                  Romanian version G7100-397ROU                  Ukrainian version G7100-397UKR</p> <p>Description: Decal, Warning                  Quantity: 1 (Per Row Marker Cylinder - Conventional)</p>





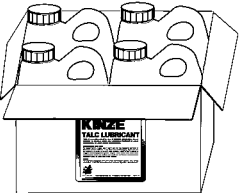
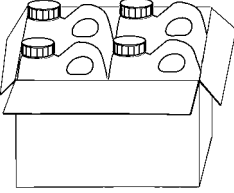
 <p>G7100-261</p> <p>G7100-262</p> <p>G7100-557</p> <p>G7100-559</p>	 <p>Part No.: G7100-261 Description: Reflective Decal, Red, 1¾" x 9", Die-Cut Quantity: 2 (One per row unit located on the hopper support on the outside row unit on each end of the planter) (if applicable)</p> <p>Part No.: G7100-262 Description: Reflective Decal, Orange, 1¾" x 9", Die-Cut Quantity: 2 (One per row unit located on the hopper support on the second row unit in on each end of the planter) (if applicable)</p> <p>Part No.: G7100-557 Description: Reflective Decal, Red, 2" x 9", Rectangular Quantity: 2 (One per row unit located on the granular chemical hopper panel extension on the outside row unit on each end of the planter) (If applicable)</p> <p>Part No.: G7100-559 Description: Reflective Decal, Orange, 2" x 9", Rectangular Quantity: 2 (One per row unit located on the granular chemical hopper panel extension on the second row unit in on each end of the planter) (if applicable)</p> <p>Part No.: G7100-558 Description: Reflective Decal, Amber, 2" x 9", Rectangular Quantity: 8 (Each side of hitch, planter wings and central frame)</p>
	 <p><b>CAUTION</b></p> <p>Fan can start at any time. Operating fan can blow debris and has a high noise level.</p> <p>Always wear eye and hearing protection when working around fan.</p> <p>7108392</p> <p>Part No.: English version G7100-392 Russian version G7100-392RUS Bulgarian version G7100-392BGR Romanian version G7100-392ROU Ukrainian version G7100-392UKR</p> <p>Description: Decal, Caution</p> <p>Quantity: 1</p>





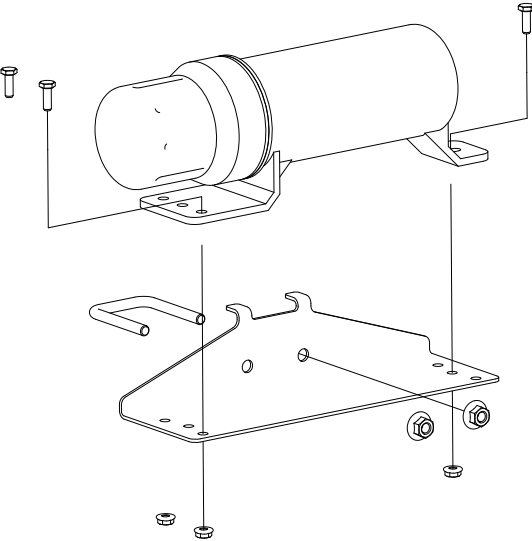
		<b>WARNING</b>
	<p>Loss of control can cause death or serious injury, or damage to property and equipment. Tow only with farm tractor weight rated and configured for this equipment. Use safety chains and transport as specified in the Operator and Parts Manual.</p>	
	Part No.: English version Russian version Bulgarian version Romanian version Ukrainian version	G7100-393 G7100-393RUS G7100-393BGR G7100-393ROU G7100-393UKR
	Description: Decal, Warning Quantity: 1	
		<b>WARNING</b>
<p>Improper operation or servicing of this equipment can result in death or serious injury. Read and follow all instructions in the Operator and Parts Manual. Contact your Kinze dealer or go to <a href="http://www.kinze.com">www.kinze.com</a> to order a replacement manual.</p>		
Part No.: English version Russian version Bulgarian version Romanian version Ukrainian version	G7100-387 G7100-387RUS G7100-387BGR G7100-387ROU G7100-387UKR	
Description: Decal, Warning Quantity: 1		
		<b>WARNING</b>
<p>Uncontrolled movement of equipment can cause loss of control and could result in death, serious injury, or damage to property and equipment. Install all safety pins before transporting equipment.</p>		
Part No.: English version Russian version Bulgarian version Romanian version Ukrainian version	G7100-384 G7100-384RUS G7100-384BGR G7100-384ROU G7100-384UKR	
Description: Decal, Warning Quantity: -		




	
<p>Part No.: English version G7100-385                  Russian version G7100-385RUS                  Bulgarian version G7100-385BGR                  Romanian version G7100-385ROU                  Ukrainian version G7100-385UKR</p> <p>Description: Decal, Warning (2012 Production and on)                  Quantity: 1 (Per Contact Wheel Assembly)</p>	
	
<p>Part No.: English version G7100-402                  Russian version G7100-402RUS                  Bulgarian version G7100-402BGR                  Romanian version G7100-402ROU                  Ukrainian version G7100-402UKR</p> <p>Description: Decal, Warning                  Quantity: 1 (Per Contact Wheel Assembly)</p>	
	<p>Part No.: GD1162                  Description: Tie Strap, 28"</p> <p>Part No.: GD1512                  Description: Tie Strap, 7½"</p> <p>Part No.: GD2117                  Description: Tie Strap, 14½"</p> <p>Part No.: GD2984                  Description: Tie Strap, 34"</p>
	<p>Part No.: English version G7100-295                  Russian version G7100-295RUS                  Bulgarian version G7100-295BGR                  Romanian version G7100-295ROU                  Ukrainian version G7100-295UKR</p> <p>Description: Decal, Spring Tension Release                  Quantity: -</p>
	<p>Part No.: G7100-234                  Description: Decal, Bolt Torque                  Quantity: -</p>
	<p>Part No.: English version G7100-375                  Russian version G7100-375RUS                  Bulgarian version G7100-375BGR                  Romanian version G7100-375ROU                  Ukrainian version G7100-375UKR</p> <p>Description: Tag, Hydraulic Motor Return Line                  Quantity: -</p>

 <p><b>NOTICE</b> -FAN MOTOR CASE DRAIN- ALWAYS CONNECT THE FAN MOTOR CASE DRAIN HOSE TO THE TRACTOR ZERO PRESSURE RETURN. DO NOT CONNECT TO THE TRACTOR SCV OR MOTOR RETURN PORTS AS FAN HYDRAULIC MOTOR FAILURE WILL OCCUR.</p> <p>7100-329</p>	<p>Part No.: English version Russian version Bulgarian version Romanian version Ukrainian version</p> <p>Description: Tag, Fan Motor Case Drain</p> <p>Quantity: -</p>	<p>G7100-329 G7100-329RUS G7100-329BGR G7100-329ROU G7100-329UKR</p>
 <p>7100-121</p>	<p>Part No.: English version Russian version Bulgarian version Romanian version Ukrainian version</p> <p>Description: Decal, Transmission</p> <p>Quantity: 1</p>	<p>G7100-121 G7100-121RUS G7100-121BGR G7100-121ROU G7100-121UKR</p>
 <p>7100-111</p>	<p>Part No.: English version Russian version Bulgarian version Romanian version Ukrainian version</p> <p>Description: Decal, Oil Daily</p> <p>Quantity: -</p>	<p>G7100-111 G7100-111RUS G7100-111BGR G7100-111ROU G7100-111UKR</p>
 <p>710-116</p>	<p>Part No.: English version Russian version Bulgarian version Romanian version Ukrainian version</p> <p>Description: Decal, Grease Daily</p> <p>Quantity: -</p>	<p>G7100-116 G7100-116RUS G7100-116BGR G7100-116ROU G7100-116UKR</p>
 <p>7100-110</p>	<p>Part No.: English version Russian version Bulgarian version Romanian version Ukrainian version</p> <p>Description: Decal, Grease Weekly</p> <p>Quantity: -</p>	<p>G7100-110 G7100-110RUS G7100-110BGR G7100-110ROU G7100-110UKR</p>
 <p>7100-498</p>	<p>Part No.: G7100-498</p> <p>Description: Decal, Patent</p> <p>Quantity: -</p>	
 <p><b>WARNING</b></p> <p>Transporting planter with hoppers loaded can cause loss of control and could result in death, serious injury, or damage to property and equipment.</p> <p>7100-400</p>	<p>Part No.: English version Russian version Bulgarian version Romanian version Ukrainian version</p> <p>Description: Decal, Warning</p> <p>Quantity: -</p>	<p>G7100-400 G7100-400RUS G7100-400BGR G7100-400ROU G7100-400UKR</p>

	<p>Part No.: English version Russian version Bulgarian version Romanian version Ukrainian version</p> <p>Description: Decal, Instruction Quantity: -</p>	<p>G7100-337 G7100-337RUS G7100-337BGR G7100-337ROU G7100-337UKR</p>
	<p>Part No.: English version Russian version Bulgarian version Romanian version Ukrainian version</p> <p>Description: Decal, Warning Quantity: -</p>	<p>G7100-386 G7100-386RUS G7100-386BGR G7100-386ROU G7100-386UKR</p>
	<p>Part No.: GR0155 Description: Blue Paint, Aerosol Can</p> <p>Part No.: GR0155MPP Description: Blue Paint, Twelve Aerosol Cans</p>	
	<p>Part No.: GR0146 Description: Powdered Graphite, 1 Pound Container</p> <p>Part No.: GR0146MPP Description: Powdered Graphite, Twenty-Four 1 Pound Containers</p>	
	<p>Part No.: GR1570MPP Description: Talc Lubricant, Four 8 Pound Containers</p> <p>Part No.: GR1828 Description: Talc Lubricant, 30 Pound Container</p>	
	<p>Part No.: GR1842MPP Description: Graphite Lubricant, Four 5 Pound Containers</p>	

	<p>Part No.: GR2240 Description: Talc/Graphite Blend (80 Talc/20 Graphite), 8 Pound Containers</p>
	<p>Part No.: GR2240MPP Description: Talc/Graphite Blend (80 Talc/20 Graphite), Four 8 Pound Containers</p>
	<p>Part No.: GR2241MPP Description: Dispensing Cap, 10/Package</p>
	<p>Part No.: G7100-637 Description: Decal, Kinze 3030 (2020 production and on) Quantity: 2 (1 On Each Side of Hitch)</p>
	<p>Part No.: GMKE002-01 Description: Operator Manual, Model 3030</p> <p>Part No.: GMKE002-02 Description: Parts Manual, Model 3030</p> <p>Part No.: GPR1094 Description: Binder (Contact Kinze Parts To Order)</p>
	<p>Part No.: GA15422 Description: Operator's Manual Canister Quantity: 1</p>
	<p>Part No.: GD22685 Description: Manual Canister Bracket Quantity: 1</p>
	<p>Part No.: GD22692 Description: U-Bolt, 1 3/4" x 1 3/4" x "-16 Quantity: 1</p>
	<p>Part No.: G11091 Description: Serrated Flange Nut, "-16 Quantity: 2</p>
	<p>Part No.: G11166 Description: Hex Socket Flange Cap Screw, 1/4"-20 x 3/4" Quantity: 3</p>
<p>Part No.: G10621 Description: Serrated Flange Nut, 1/4"-20 Quantity: 3</p>	

---

 A rectangular decal featuring the United States flag, with a blue canton containing white stars and red and white horizontal stripes.	<p>Part No.: G7100-484 Description: Decal, American Flag</p>
---	--

Part No.	Page	Part No.	Page	Part No.	Page	Part No.	Page
*A1000.....	P101	*D12251.....	P95	G3801-12-12.....	P29	G7100-295.....	P110
*A1030.....	P101	*D12505.....	P93	G3801-16-16.....	P30	G7100-295BGR.....	P110
*A1036.....	P101	*D12507.....	P92	G3801-16-20.....	P27	G7100-295ROU.....	P110
*A1154.....	P101	*D29649.....	P92	*G6400-06.....	P96	G7100-295RUS.....	P110
*A3133.....	P101	G1K248.....	P68	G6400-06.....	P24	G7100-295UKR.....	P110
*A3134.....	P101	G1K248.....	P69	G6400-06.....	P98	G7100-329.....	P111
*A3137.....	P101	G1K248.....	P72	G6400-08-04.....	P58	G7100-329BGR.....	P111
A4295.....	P92	G1K249.....	P71	G6400-08-06.....	P98	G7100-329ROU.....	P111
A5853.....	P65	G1K252.....	P68	G6400-10-08.....	P103	G7100-329RUS.....	P111
A6524.....	P95	G1K252.....	P69	G6400-12-10.....	P103	G7100-329UKR.....	P111
A7370.....	P47	G1K252.....	P72	G6408-04.....	P94	G7100-337.....	P112
A7538.....	P93	G1K253.....	P47	G6408-06.....	P103	G7100-337BGR.....	P112
A8836.....	P94	G1K267.....	P71	G6408-08.....	P92	G7100-337ROU.....	P112
*A11458.....	P105	G1K268.....	P71	G6408-08.....	P93	G7100-337RUS.....	P112
*A12792.....	P105	G1K296.....	P7	G6408-08.....	P94	G7100-337UKR.....	P112
*A12990-90.....	P105	G1K320.....	P68	G6408-08.....	P95	G7100-375.....	P110
*A15050.....	P101	G1K320.....	P69	G6500-08.....	P28	G7100-375BGR.....	P110
*A15086-209.....	P101	G1K320.....	P71	G6500-08.....	P97	G7100-375ROU.....	P110
*A15086-216.....	P101	G1K321.....	P68	G6500-08.....	P101	G7100-375RUS.....	P110
*A15092-16.25.....	P101	G1K321.....	P69	G6500-10.....	P30	G7100-375UKR.....	P110
*A18666-24.....	P105	G1K321.....	P71	G6500-10.....	P102	G7100-384.....	P109
*A18666-100.....	P105	G1K322.....	P71	G6500-10.....	P103	G7100-384BGR.....	P109
*A18684-225.....	P101	G1K323.....	P71	G6500-12.....	P28	G7100-384ROU.....	P109
*A21518-225.....	P101	G1K345.....	P9	G6500-12.....	P103	G7100-384RUS.....	P109
*A21527-36.....	P105	G1K362.....	P72	G6602-08.....	P101	G7100-384UKR.....	P109
*A25400-138.....	P105	G1K363.....	P72	G6801-06-08.....	P36	G7100-385.....	P110
*D12008.....	P94	G306-08.....	P97	G6801-08.....	P58	G7100-385BGR.....	P110
*D12012.....	P94	G2100-03.....	P47	G6801-10-12.....	P24	G7100-385ROU.....	P110
*D12038.....	P93	G2100-03.....	P51	G6801-12.....	P24	G7100-385RUS.....	P110
*D12047.....	P95	G2404-10-08.....	P102	G7100-110.....	P111	G7100-385UKR.....	P110
*D12056.....	P92	G2700-08.....	P28	G7100-110BGR.....	P111	G7100-386.....	P112
*D12102.....	P92	G2703-08.....	P97	G7100-110ROU.....	P111	G7100-386BGR.....	P112
*D12102.....	P93	G3303-16.....	P2	G7100-110RUS.....	P111	G7100-386ROU.....	P112
*D12102.....	P94	G3303-98.....	P2	G7100-110UKR.....	P111	G7100-386RUS.....	P112
*D12102.....	P95	G3310-72.....	P54	G7100-111.....	P111	G7100-386UKR.....	P112
*D12202.....	P95	G3310-80.....	P54	G7100-111BGR.....	P111	G7100-387.....	P109
*D12203.....	P95	G3310-80.....	P81	G7100-111ROU.....	P111	G7100-387BGR.....	P109
*D12210.....	P92	G3310-104.....	P81	G7100-111RUS.....	P111	G7100-387ROU.....	P109
*D12210.....	P93	G3310-130.....	P54	G7100-111UKR.....	P111	G7100-387RUS.....	P109
*D12210.....	P94	G3310-132.....	P47	G7100-116.....	P111	G7100-387UKR.....	P109
*D12210.....	P95	G3310-132.....	P54	G7100-116BGR.....	P111	G7100-392.....	P108
*D12212.....	P94	G3324-01.....	P41	G7100-116ROU.....	P111	G7100-392BGR.....	P108
*D12213.....	P94	G3400-01.....	P47	G7100-116RUS.....	P111	G7100-392ROU.....	P108
*D12214.....	P94	G3400-01.....	P51	G7100-116UKR.....	P111	G7100-392RUS.....	P108
*D12226.....	P95	G3800-08-04.....	P101	G7100-121.....	P111	G7100-392UKR.....	P108
*D12227.....	P93	G3800-08-06.....	P97	G7100-121BGR.....	P111	G7100-393.....	P109
*D12228.....	P93	G3800-08-06.....	P101	G7100-121ROU.....	P111	G7100-393BGR.....	P109
*D12231.....	P92	G3800-08-08.....	P97	G7100-121RUS.....	P111	G7100-393ROU.....	P109
*D12232.....	P92	G3800-10-12.....	P30	G7100-121UKR.....	P111	G7100-393RUS.....	P109
*D12251.....	P92	G3800-12-12.....	P28	G7100-234.....	P110	G7100-393UKR.....	P109
*D12251.....	P93	G3800-12-12.....	P29	G7100-261.....	P108	G7100-397.....	P107
*D12251.....	P94	G3801-10-08.....	P29	G7100-262.....	P108	G7100-397BGR.....	P107

Part No.	Page	Part No.	Page	Part No.	Page	Part No.	Page
G7100-397ROU.....	P107	G10013.....	P63	G10103.....	P47	G10111.....	P75
G7100-397RUS.....	P107	G10014.....	P7	G10104.....	P4	G10111.....	P77
G7100-397UKR.....	P107	G10017.....	P45	G10104.....	P51	G10111.....	P79
G7100-400.....	P111	G10017.....	P51	G10106.....	P85	G10112.....	P39
G7100-400BGR.....	P111	G10017.....	P66	G10106.....	P85	G10133.....	P9
G7100-400ROU.....	P111	G10017.....	P67	G10106.....	P85	G10133.....	P85
G7100-400RUS.....	P111	G10017.....	P75	G10106.....	P85	G10133.....	P85
G7100-400UKR.....	P111	G10017.....	P81	G10106.....	P85	G10157.....	P39
G7100-402.....	P110	G10018.....	P7	G10107.....	P9	G10159.....	P58
G7100-402BGR.....	P110	G10019.....	P19	G10107.....	P16	G10159.....	P61
G7100-402ROU.....	P110	G10019.....	P65	G10107.....	P35	G10169.....	P39
G7100-402RUS.....	P110	G10023.....	P69	G10107.....	P41	G10171.....	P85
G7100-402UKR.....	P110	G10026.....	P45	G10107.....	P47	G10171.....	P85
G7100-484.....	P114	G10033.....	P39	G10107.....	P47	G10176.....	P28
G7100-498.....	P111	G10036.....	P16	G10107.....	P63	G10201.....	P2
G7100-557.....	P108	G10038.....	P51	G10107.....	P75	G10201.....	P85
G7100-558.....	P108	G10038.....	P79	G10108.....	P2	G10201.....	P85
G7100-559.....	P108	G10039.....	P69	G10108.....	P2	G10204.....	P3
G7100-578.....	P67	G10045.....	P63	G10108.....	P2	G10204.....	P7
G7100-637.....	P113	G10046.....	P75	G10108.....	P11	G10204.....	P76
G8647x.....	P71	G10047.....	P41	G10108.....	P23	G10207.....	P2
G9903X.....	P15	G10047.....	P63	G10108.....	P27	G10210.....	P41
G10001.....	P4	G10047.....	P75	G10108.....	P41	G10215.....	P97
G10001.....	P9	G10047.....	P79	G10108.....	P43	G10216.....	P7
G10001.....	P23	G10049.....	P63	G10108.....	P47	G10217.....	P75
G10001.....	P27	G10053.....	P33	G10108.....	P58	G10227.....	P47
G10001.....	P27	G10053.....	P35	G10108.....	P63	G10227.....	P53
G10001.....	P71	G10055.....	P47	G10108.....	P75	G10227.....	P79
G10001.....	P97	G10061.....	P11	G10108.....	P95	G10228.....	P7
G10002.....	P75	G10064.....	P9	G10109.....	P7	G10228.....	P65
G10003.....	P2	G10064.....	P43	G10109.....	P9	G10228.....	P69
G10003.....	P27	G10064.....	P46	G10109.....	P65	G10228.....	P69
G10003.....	P58	G10064.....	P47	G10110.....	P23	G10229.....	P4
G10004.....	P19	G10064.....	P67	G10110.....	P43	G10229.....	P9
G10004.....	P47	G10064.....	P69	G10110.....	P55	G10229.....	P47
G10004.....	P47	G10071.....	P39	G10110.....	P56	G10229.....	P71
G10004.....	P55	G10071.....	P45	G10110.....	P57	G10229.....	P72
G10004.....	P56	G10101.....	P4	G10110.....	P61	G10229.....	P79
G10004.....	P57	G10101.....	P9	G10110.....	P65	G10230.....	P4
G10004.....	P81	G10101.....	P19	G10110.....	P69	G10230.....	P4
G10005.....	P47	G10101.....	P27	G10110.....	P69	G10230.....	P9
G10005.....	P51	G10101.....	P71	G10110.....	P89	G10230.....	P32
G10007.....	P3	G10101.....	P72	G10110.....	P90	G10230.....	P51
G10007.....	P32	G10101.....	P81	G10111.....	P9	G10231.....	P45
G10007.....	P41	G10102.....	P27	G10111.....	P16	G10232.....	P19
G10008.....	P4	G10102.....	P27	G10111.....	P33	G10232.....	P75
G10008.....	P61	G10102.....	P69	G10111.....	P35	G10232.....	P85
G10010.....	P7	G10102.....	P69	G10111.....	P43	G10232.....	P85
G10010.....	P76	G10102.....	P75	G10111.....	P51	G10232.....	P85
G10011.....	P35	G10102.....	P81	G10111.....	P63	G10232.....	P85
G10011.....	P75	G10102.....	P82	G10111.....	P66	G10232.....	P85
G10013.....	P9	G10103.....	P32	G10111.....	P67	G10233.....	P47

Part No.	Page	Part No.	Page	Part No.	Page	Part No.	Page
G10233	P49	G10460	P61	G10640	P32	G10939	P95
G10233	P53	G10460	P81	G10640	P35	G10940	P7
G10233	P55	G10460	P89	G10640	P61	G10958	P95
G10233	P56	G10460	P90	G10640	P75	G10961	P76
G10233	P57	G10463	P63	G10640	P79	G10969	P94
G10233	P76	G10475	P15	G10640	P85	G10988	P24
G10233	P79	G10491	P98	G10640	P92	G10991	P75
G10233	P89	G10492	P98	G10640	P93	G11009	P15
G10233	P90	G10493	P103	G10640	P94	G11015	P2
G10235	P47	G10501	P47	G10641	P61	G11075	P53
G10243	P19	G10503	P61	G10643	P79	G11078	P53
G10243	P24	G10544	P65	G10655	P85	G11078	P79
G10243	P72	G10546	P11	G10669	P2	G11081	P45
G10276X	P15	G10551	P2	G10670	P85	G11091	P47
G10277X	P15	G10560	P61	G10671	P41	G11091	P55
G10278X	P15	G10561	P82	G10672	P82	G11091	P56
G10303	P46	G10561	P85	G10676	P25	G11091	P57
G10303	P47	G10567	P11	G10676	P82	G11091	P113
G10303	P51	G10574	P16	G10686	P72	G11100	P53
G10303	P85	G10585	P82	G10722	P65	G11100	P79
G10303	P85	G10587	P89	G10725	P65	G11123	P24
G10304	P2	G10587	P90	G10732	P4	G11124	P24
G10306	P47	G10588	P89	G10746	P32	G11135	P23
G10306	P75	G10588	P90	G10746	P43	G11139	P103
G10308	P9	G10599	P9	G10751	P11	G11166	P113
G10309	P11	G10599	P23	G10752	P11	G11172	P14
G10312	P2	G10602	P11	G10758	P72	G11215	P23
G10315	P9	G10602	P47	G10779	P58	G11281	P15
G10324	P94	G10602	P49	G10779	P94	G11281	P19
G10325	P3	G10602	P53	G10821	P53	G11288	P72
G10326	P2	G10602	P55	G10821	P79	G11290	P39
G10328	P3	G10602	P79	G10844	P63	G11313	P39
G10338	P7	G10602	P90	G10860	P46	G11314	P45
G10338	P11	G10620	P2	G10860	P53	G11320	P21
G10370	P47	G10620	P7	G10870	P46	G11320	P49
G10397	P77	G10620	P7	G10870	P53	G11360	P19
G10403	P27	G10620	P11	G10871	P75	G11385	P21
G10408	P79	G10620	P46	G10874	P47	G11385	P47
G10409	P79	G10620	P47	G10880	P49	G11385	P49
G10412	P61	G10620	P51	G10880	P55	G11385	P61
G10427	P3	G10620	P76	G10880	P56	G11385	P69
G10438	P2	G10621	P11	G10880	P57	G11386	P46
G10450	P75	G10621	P24	G10880	P89	G11386	P75
G10451	P61	G10621	P27	G10880	P90	G11386	P85
G10451	P82	G10621	P46	G10880	P97	G11386	P85
G10451	P85	G10621	P67	G10890	P47	G11386	P85
G10455	P53	G10621	P97	G10909	P27	G11387	P2
G10455	P79	G10621	P113	G10912	P3	G11387	P9
G10457	P32	G10622	P3	G10924	P7	G11387	P9
G10460	P36	G10622	P3	G10927	P72	G11387	P9
G10460	P45	G10636	P45	G10928	P72	G11387	P11
G10460	P58	G10640	P7	G10931	P72	G11387	P19



Part No.	Page	Part No.	Page	Part No.	Page	Part No.	Page
G11387	P27	G11556	P66	G19010-018-00001	P77	GA5112	P49
G11387	P47	G11556	P67	G19010-018-00001	P88	GA5112	P53
G11387	P58	G11570	P61	G19010-020-00030	P97	GA5113	P53
G11387	P63	G11578	P15	G19010-020-00030	P101	GA5113	P81
G11387	P75	G11591	P2	G19010-020-00032	P97	GA5116	P79
G11387	P79	G11592	P2	G19010-020-00040	P101	GA5118	P47
G11387	P81	G11618	P14	G19010-021-03100	P27	GA5121	P33
G11387	P88	G11619	P14	G19010-021-07000	P27	GA5121	P35
G11389	P27	G11619	P15	G19010-021-07003	P27	GA5121	P45
G11389	P27	G11693	P15	G19010-023-02008	P19	GA5157	P47
G11389	P39	G11730	P21	G19010-023-03000	P19	GA5158	P47
G11389	P43	G11853	P35	G19010-023-06100	P23	GA5164	P49
G11389	P51	G11874	P41	G19010-023-08001	P19	GA5202	P54
G11389	P63	G12000-25	P30	G19010-024-01000	P68	GA5385	P68
G11389	P75	G12002-40	P40	G19010-027-01100	P51	GA5385	P69
G11389	P77	G12003-25	P28	G19010-028-00005	P66	GA5552	P96
G11389	P79	G12033	P4	G19010-028-00005	P67	GA5552	P97
G11389	P82	G12033	P77	G19010-028-00010	P66	GA5572	P96
G11389	P85	G12033	P88	G19010-028-00010	P67	GA5600	P71
G11391	P4	G12039	P40	G19010-028-02100	P66	GA5624	P79
G11391	P9	G12081	P28	G19010-028-02300	P67	GA5629	P53
G11391	P11	G12089	P40	G100156	P89	GA5652	P85
G11391	P11	G12187-15	P29	G100157	P90	GA5666	P82
G11391	P41	G19010-001-04000	P36	G100186	P77	GA5666	P85
G11391	P43	G19010-003-00000	P33	*G100187	P77	GA5668	P85
G11391	P47	G19010-004-01000	P35	G101188	P49	GA5791	P46
G11391	P51	G19010-004-01023	P40	G101189	P49	GA5842	P43
G11391	P61	G19010-004-02000	P35	G10018501	P27	GA6041	P51
G11391	P63	G19010-005-00001	P32	GA0245	P65	GA6147	P72
G11391	P65	G19010-005-00002	P36	GA0257	P65	GA6171	P7
G11391	P75	G19010-006-04000	P32	GA0898	P85	GA6171	P9
G11391	P76	G19010-006-04100	P32	GA1720	P4	GA6171	P9
G11391	P77	G19010-009-01000	P61	GA1720	P55	GA6171	P76
G11391	P88	G19010-009-04000	P63	GA1720	P56	GA6434	P9
G11393	P63	G19010-009-05001	P63	GA1720	P57	GA6597	P9
G11396	P32	G19010-009-06006	P61	GA2007	P11	GA6699	P69
G11396	P39	G19010-009-07000	P61	GA2012L	P3	GA6700	P69
G11396	P45	G19010-014-02002	P39	GA2012R	P3	GA6701	P69
G11400	P45	G19010-014-02004	P39	GA2014	P3	GA6798	P39
G11400	P61	G19010-014-02100	P39	GA2068	P47	GA6823	P69
G11409	P24	G19010-014-02200	P39	GA2180	P55	GA6824	P69
G11418	P65	G19010-014-05001	P40	GA2180	P57	GA6966	P75
G11419	P9	G19010-014-07000	P40	GA4293	P103	GA7122	P47
G11448	P15	G19010-014-09000	P39	GA4376	P45	GA7122	P49
G11453	P53	G19010-015-01100	P88	GA4995	P39	GA7154	P51
G11453	P79	G19010-015-05100	P79	GA5090	P47	GA7154	P79
G11511	P75	G19010-015-06100	P79	GA5105	P47	GA7235	P46
G11514	P4	G19010-015-11000	P87	GA5105	P49	GA7313	P81
G11514	P11	G19010-015-30202	P82	GA5105	P79	GA7336	P53
G11514	P11	G19010-015-30205	P88	GA5105	P81	GA7336	P79
G11518	P24	G19010-015-30208	P77	GA5107	P79	GA7434	P45
G11556	P15	G19010-018-00001	P4	GA5107	P81	GA7850	P71

Part No.	Page	Part No.	Page	Part No.	Page	Part No.	Page
GA7853	P71	GA11592	P61	GA24473	P94	GB0278	P11
GA7854	P71	GA11650	P101	GA24576	P7	GB0282	P9
GA7855	P71	GA12191	P81	GA24676	P15	GB0283	P55
GA7856	P71	GA12403	P71	GA24693	P4	GB0283	P56
GA7857	P71	GA13521	P72	GA24752	P15	GB0283	P57
GA7858	P71	GA13522	P72	GA24825	P45	GB0283	P89
GA7859	P71	GA13790	P46	GA24826	P45	GB0283	P90
GA7949	P7	GA13986	P39	GA24828	P45	GB0285	P2
GA8026	P71	GA14349	P45	GA24857	P98	GB0296	P75
GA8046	P71	GA14412	P45	GA24873	P12	GB0301	P3
GA8047	P68	GA14413	P45	GA24877	P15	GB0314	P11
GA8047	P69	GA14531	P23	GA24878	P15	GB0322	P75
GA8047	P71	GA14573	P24	GA25180	P11	GB0323	P75
GA8072	P63	GA14574	P24	GA25321	P68	GB0331	P11
GA8324	P3	GA14847	P20	GA25321	P69	GB0366	P4
GA8603	P16	GA15151	P65	GA25474	P28	GB0400	P75
GA8603	P75	GA15197	P9	GA25760	P43	GB0405	P75
GA8641	P16	GA15422	P113	GA25763	P43	GB0554	P65
GA8877	P76	GA15452	P24	GA25774	P66	GB0676	P15
GA8911	P36	GA15812	P21	GA25775	P67	GB0697	P14
GA8911	P95	GA16082	P71	GA25776	P66	GB0780	P14
GA9144	P71	GA19018	P23	GA25776	P67	GB0815	P14
GA9145	P63	GA19112	P15	GA26167	P93	GB0818	P15
GA9206	P69	GA19113	P15	GA26168	P92	GB0823	P14
GA9207	P69	GA19114	P15	GA26751	P68	GB0907	P15
GA9433	P75	GA20622	P15	GA26751	P69	GB0920	P15
GA9434	P75	GA20902	P71	GA26876	P65	GB0921	P15
GA9437	P75	GA21104	P35	GA26877	P65	GB0926	P15
GA9472	P76	GA21104	P93	GA26909	P63	GB0958	P15
GA9714	P12	GA21105	P93	GA26909	P65	GB1090	P71
GA9846	P47	GA21106	P93	GA27182	P33	GB1090	P71
GA9870	P47	GA21112	P92	GA27182	P92	GB1090	P71
GA9978	P71	GA21190	P30	GA27183	P92	GB1147	P14
GA9979	P71	GA21197	P28	GB0156	P39	GD0740	P43
GA10030	P53	GA21294	P29	GB0186	P4	GD0746	P65
GA10030	P79	GA21295	P28	GB0198	P89	GD0840	P65
GA10036	P76	GA21300	P29	GB0198	P90	GD1026	P2
GA10037	P76	GA21337	P23	GB0199	P89	GD1026	P47
GA10047	P75	GA21406	P23	GB0199	P90	GD1026	P75
GA10048	P75	GA21515	P71	GB0200	P89	GD1026	P79
GA10123	P58	GA21676	P7	GB0200	P90	GD1065	P2
GA10123	P94	GA21677	P7	GB0218	P4	GD1085	P9
GA10137	P11	GA22165	P9	GB0218	P11	GD1086	P7
GA10151	P11	GA22221	P29	GB0218	P47	GD1109	P9
GA10157	P2	GA22223	P27	GB0239	P9	GD1113	P51
GA10157	P7	GA22305	P27	GB0254	P9	GD1162	P110
GA10918	P102	GA22306	P27	GB0265	P2	GD1200	P85
GA11331	P49	GA22322	P81	GB0266	P2	GD1207	P85
GA11331	P55	GA24016	P95	GB0267	P2	GD1209	P85
GA11331	P56	GA24239	P16	GB0268	P9	GD1210	P85
GA11331	P57	GA24336	P75	GB0274	P2	GD1213	P85
GA11331	P81	GA24337	P75	GB0276	P7	GD1213	P85

Part No.	Page	Part No.	Page	Part No.	Page	Part No.	Page
GD1379	P85	GD7145	P69	GD11490	P45	GD23002	P94
GD1380	P85	GD7152	P69	GD11557	P75	GD24545	P2
GD1512	P110	GD7318	P2	GD11558	P75	GD25147	P15
GD1654	P85	GD7426	P47	GD11677	P16	GD25147	P15
GD2117	P110	GD7426	P79	GD11845	P2	GD26146	P9
GD2169	P39	GD7804	P16	GD11845	P3	GD26593	P15
GD2199	P67	GD7867	P81	GD11950	P95	GD26697	P23
GD2199	P69	GD7944	P47	GD11953	P76	GD26954	P61
GD2199	P107	GD8188	P43	GD11954	P76	GD26955	P61
GD2412	P85	GD8189	P43	GD11962	P2	GD27181	P23
GD2558	P43	GD8218	P61	GD11983	P94	GD27235	P92
GD2558	P47	GD8249	P4	GD11999	P95	GD27235	P93
GD2558	P53	GD8260	P43	GD12501	P95	GD27402	P21
GD2558	P79	GD8304	P69	GD12502	P95	GD28390	P2
GD2558	P81	GD8460	P9	GD12561	P12	GD28631	P15
GD2597	P65	GD8751	P71	GD12561	P12	GD29649	P93
GD2697	P63	GD8770	P71	GD12676	P75	GD29657	P15
GD2721	P63	GD8771	P71	GD12677	P75	GD30725	P3
GD2734-13	P35	GD8893-07	P41	GD12679	P75	GD31353MPP	P9
GD2734-18	P79	GD9120	P9	GD12685	P75	GD31435	P30
GD2962	P55	GD9254	P16	GD13287	P75	GD31436	P30
GD2962	P90	GD9591	P36	GD13287	P77	GD31439	P28
GD2971-11	P63	GD9688	P32	GD13309	P76	GD31466	P7
GD2971-26	P3	GD9762	P36	GD13348	P71	GD34178	P45
GD2984	P110	GD10036	P4	GD13361	P2	GD34209	P94
GD3180-23	P35	GD10126	P49	GD13401	P45	GD34774	P15
GD3311	P32	GD10207	P94	GD14217	P4	GD34905	P35
GD3373	P32	GD10283	P65	GD14308	P94	GD34906	P35
GD3612	P2	GD10401	P79	GD14626	P25	GD35127	P41
GD4887-14	P51	GD10473	P3	GD14627	P25	GD35339	P41
GD4887-14	P79	GD10991	P7	GD15386	P58	GD35340	P41
GD5752	P47	GD10993	P2	GD15747	P11	GD35444	P2
GD5753	P47	GD11001	P2	GD15792-24	P25	GD35727	P43
GD5756	P47	GD11017	P3	GD15804	P23	GD37056	P55
GD5789	P46	GD11089	P68	GD15849-01	P20	GD37057	P57
GD5790	P46	GD11089	P69	GD15970	P2	GD37059	P56
GD5827	P46	GD11089	P72	GD16245	P2	GD37060	P53
GD5835	P53	GD11115	P61	GD17061-01	P19	GD37060	P79
GD5841	P45	GD11177	P36	GD18118	P72	GMKE002-01	P113
GD5857	P46	GD11239	P11	GD18168	P72	GMKE002-02	P113
GD5857	P53	GD11259	P2	GD19123	P103	GPR1094	P113
GD5857	P79	GD11279	P12	GD19292	P16	GR0146	P112
GD5860	P47	GD11306	P3	GD19659-03	P19	GR0146MPP	P112
GD5875	P36	GD11395	P55	GD20461	P45	GR0150	P65
GD5875	P43	GD11395	P56	GD21142	P61	GR0151	P65
GD5875	P58	GD11395	P57	GD21143	P61	GR0155	P112
GD5886	P81	GD11413	P11	GD21278	P20	GR0155MPP	P112
GD5900-12	P36	GD11422	P4	GD21300	P24	GR0196	P2
GD6825-10.5	P47	GD11423	P76	GD21398	P82	GR0434	P45
GD7127	P53	GD11453	P7	GD21540	P65	GR0586	P71
GD7127	P79	GD11458	P45	GD22685	P113	GR0594	P71
GD7145	P27	GD11474	P72	GD22692	P113	GR0912	P47

Part No.	Page	Part No.	Page	Part No.	Page	Part No.	Page
GR1032.....	P96	GR2228.....	P92				
GR1033.....	P96	GR2240.....	P113				
GR1034.....	P96	GR2240MPP.....	P113				
GR1035.....	P96	GR2241MPP.....	P113				
GR1036.....	P96						
GR1037.....	P92						
GR1037.....	P93						
GR1037.....	P94						
GR1037.....	P95						
GR1037.....	P96						
GR1037.....	P103						
GR1038.....	P96						
GR1039.....	P96						
GR1040.....	P96						
GR1041.....	P96						
GR1042.....	P96						
GR1043.....	P96						
GR1044.....	P96						
GR1045.....	P96						
GR1045.....	P96						
GR1045.....	P103						
GR1046.....	P96						
GR1047.....	P96						
GR1048.....	P96						
GR1208.....	P69						
GR1208.....	P69						
GR1414.....	P72						
GR1415.....	P72						
GR1465.....	P94						
GR1521.....	P94						
GR1526.....	P95						
GR1570MPP.....	P112						
GR1762.....	P71						
GR1763.....	P72						
GR1777.....	P23						
GR1828.....	P112						
GR1842MPP.....	P112						
GR1956.....	P69						
GR1956.....	P69						
GR1957.....	P69						
GR1958.....	P69						
GR1960.....	P24						
GR1961.....	P24						
GR1968.....	P24						
GR1969.....	P24						
GR1970.....	P24						
GR1971.....	P24						
GR1978.....	P24						
GR1979.....	P24						
GR2000.....	P24						
GR2109.....	P24						
GR2225.....	P93						



**Kinze Manufacturing, Inc.**

I-80 at Exit 216 North, Williamsburg, Iowa 52361