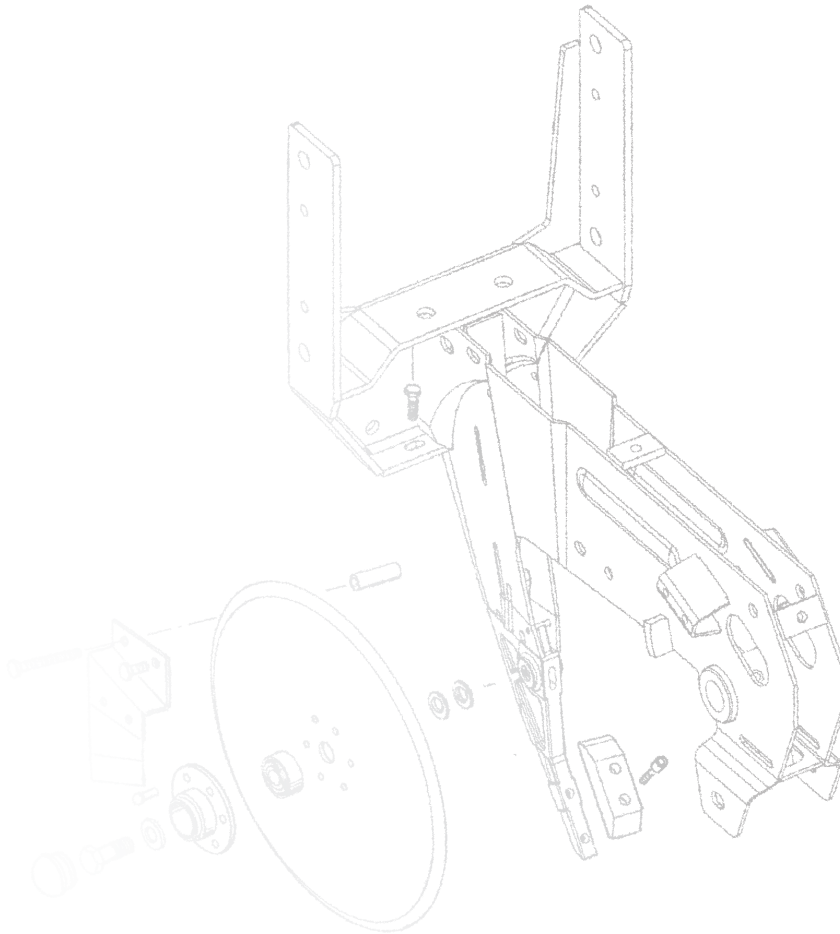


PARTS MANUAL



M0289-02

MODEL 3000 70 CM RIGID FRAME PLANTER

07/19

MODEL 3000 70 CM RIGID FRAME EXPORT PLANTER

PARTS MANUAL

M0289-02

07/19

This manual applies to: Model: 3000 Pull Type Planters
Production Year 2014 and on

Record serial number of your planter and date purchased:

Serial Number _____

Date Purchased _____

Information in this manual was current at time of printing. However, due to Kinze's ongoing product improvement, production changes may cause your machine to appear slightly different in detail. Kinze Manufacturing, Inc. reserves the right to change specifications or design without notice and without incurring obligation to install the same on machines previously manufactured.

Right hand (R.H.) and left hand (L.H.), as used throughout this manual, are determined by facing in the direction the machine will travel when in use, unless otherwise stated.

| Hardware Size / Tool Required | | | |
|----------------------------------|--|-----------------------------------|-----------------------------------|
| $\frac{1}{4}'' = \frac{7}{16}''$ | $\frac{7}{16}'' = \frac{5}{8}''$ (nut for $\frac{7}{16}''$ hardware uses $\frac{1}{16}''$ tool) | $\frac{3}{4}'' = 1\frac{1}{8}''$ | $1\frac{1}{4}'' = 1\frac{7}{8}''$ |
| $\frac{5}{16}'' = \frac{1}{2}''$ | $\frac{1}{2}'' = \frac{3}{4}''$ | $\frac{7}{8}'' = 1\frac{5}{16}''$ | $1\frac{1}{2}'' = 2\frac{1}{4}''$ |
| $\frac{3}{8}'' = \frac{9}{16}''$ | $\frac{5}{8}'' = 1\frac{5}{16}''$ | $1'' = 1\frac{1}{2}''$ | |

Contents

ROW UNIT

Pull Row Unit Assembly P1
 Shank Assembly, Seed Tube, and Depth Adjustment P2
 Parallel Arms, Mounting Support Plate, and Quick Adjustable
 Down Force Springs P4
 15" Seed Opener Disc Blade/Bearing Assembly and
 Scrapers P5
 Gauge Wheels P6
 Covering Discs/Single Press Wheel P8
 "V" Closing Wheels P10
 Drag Closing Attachment P12
 Hopper Support and Meter Drive P14
 Seed Hopper and Lid P16
 Finger Pickup Seed Meter P18
 Brush-Type Seed Meter P20
 Vacuum Seed Meter P22
 Granular Chemical Hopper and Hopper Panel Extension P24
 Granular Chemical Meter and Meter Drive P26
 Granular Chemical Banding Options P28
 Spring Tooth Incorporator P30
 Row Unit Mounted No Till Coulter P31
 Row Unit Mounted Disc Furrower P32
 Row Unit Mounted Residue Wheel P34
 Coulter Mounted Residue Wheels P36
 Frame Mounted Coulter W/Residue Wheels P38

INTERPLANT SYSTEM

Interplant Push Row Unit P40
 Interplant Push Row Unit Drive P42
 Interplant Self-Leveling Hitch Extension P44

BASE MACHINE

Hitch and Frame Assembly/Safety Chain P58
 Transport and Ground Drive Wheel
 Assembly P60
 Contact Wheel and Arm Assembly P62
 Driveline, 6 Row and 8 Row P65
 Seed Rate Transmission Assembly P66
 Row Marker Assembly, Conventional P70
 Row Marker Spindle/Hub/Blade P72
 Water Tank Assembly P74

ELECTRONICS

Electrical Components and SMV Sign P75
 KPM III Electronic Seed Monitor P77

FERTILIZER

Double Disc Fertilizer Opener P81

HD Single Disc Fertilizer Opener (Soil Press Wheel) . . . P83
 HD Single Disc Fertilizer Opener (Blade and Drop Tube) P85
 Notched Single Disc Fertilizer Opener P87
 Residue Wheel Attachment for Notched Single Disc Fertilizer
 Opener P89
 Depth/Gauge Wheel Attachment for Notched Single Disc
 Fertilizer Opener P91
 Fertilizer Opener Mounting Bar (Double Disc and Notched
 Single Disc Fertilizer Openers) P92
 Dry Fertilizer Transmission Assembly P93
 Dry Fertilizer Hopper and Mounts P95
 Dry Fertilizer Couplers/Shafts P97
 Liquid Fertilizer Tanks, Saddles, Mounts, Hoses, and Fittings,
 6 and 8 Row P99
 Liquid Fertilizer Piston Pump Drive P101
 Liquid Fertilizer Piston Pump (Crankcase Assembly) Uses 18
 Tooth Sprocket P105
 Liquid Fertilizer Piston Pump (Cylinder Assembly) Uses 18
 Tooth Sprocket P107
 Liquid Fertilizer Piston Pump Uses 18 Tooth Sprocket P109
 Liquid Fertilizer Piston Pump Flow Divider P111
 Liquid Fertilizer Tube In Furrow P113

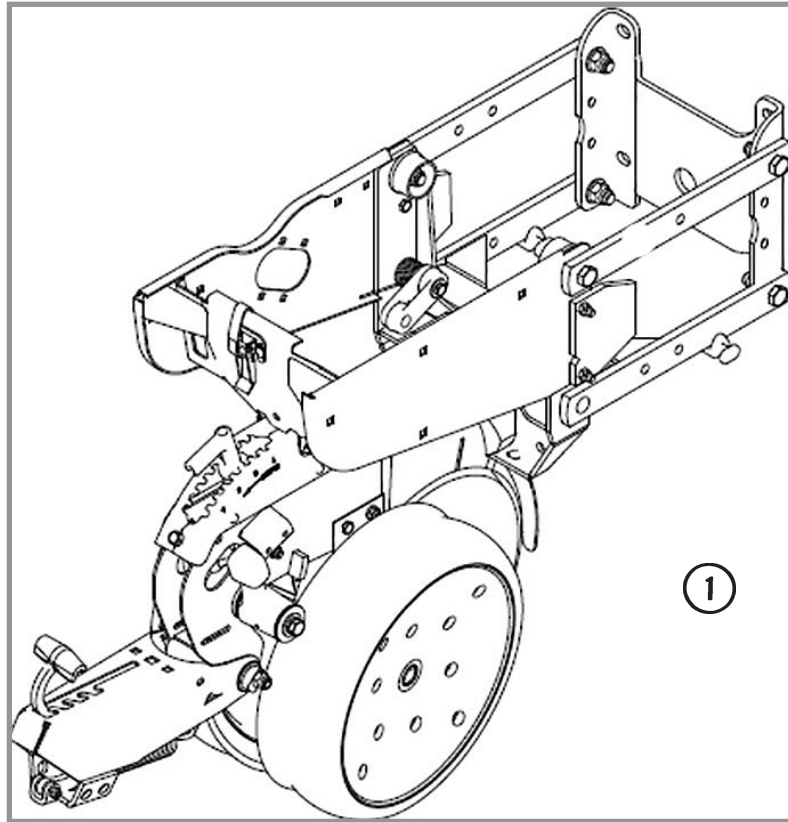
HYDRAULICS

Master Lift Cylinder P114
 Slave Lift Cylinder P115
 Lift Assist Cylinder, 6 Row and 8 Row P116
 Row Marker Cylinder, 6 Row P117
 Row Marker Cylinder, 8 Row P118
 Interplant Lift Cylinder P119
 Row Marker Sequencing/Flow Control Valve P121
 Hydraulic System, 6 Row Conventional Row Marker . . P123
 Hydraulic System, 8 Row Two-Fold Low Profile Row
 Marker P125
 Vacuum Hydraulic System P127
 Bypass Valve Kit P128
 Vacuum Fan Override Valve Block Assembly P129
 Vacuum Hydraulic Schematic P130
 Planter Mounted PTO Pump Hydraulic Schematic P131

MISCELLANEOUS

Decals, Paint, and Miscellaneous P134
 Numerical Index P141

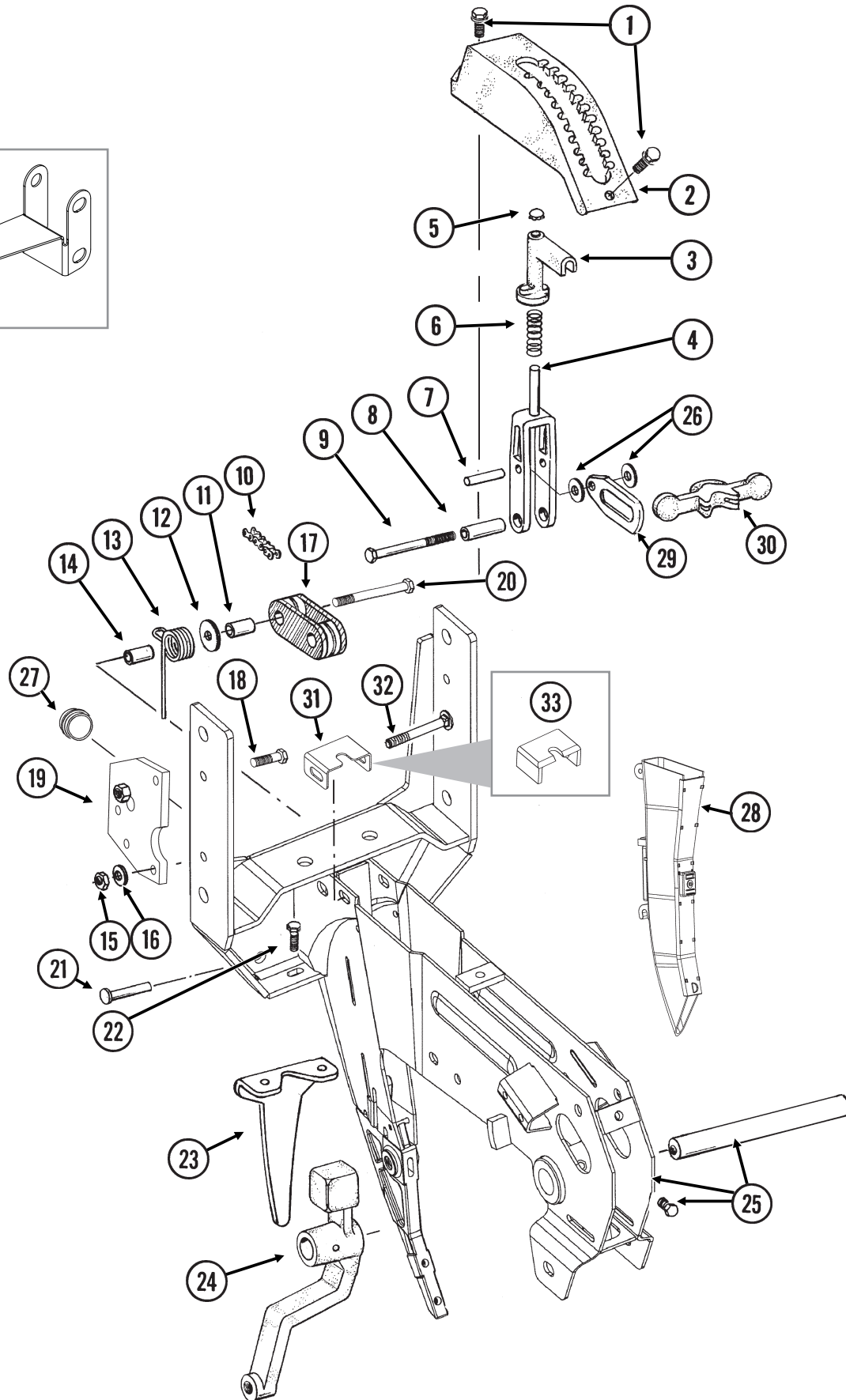
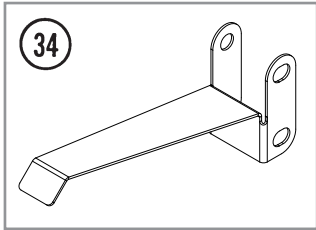
This page left blank intentionally.



NOTE: Row unit assembly does not include the following: seed meter assembly, seed tube assembly, row unit hopper assembly, closing wheels or seed meter clutch.

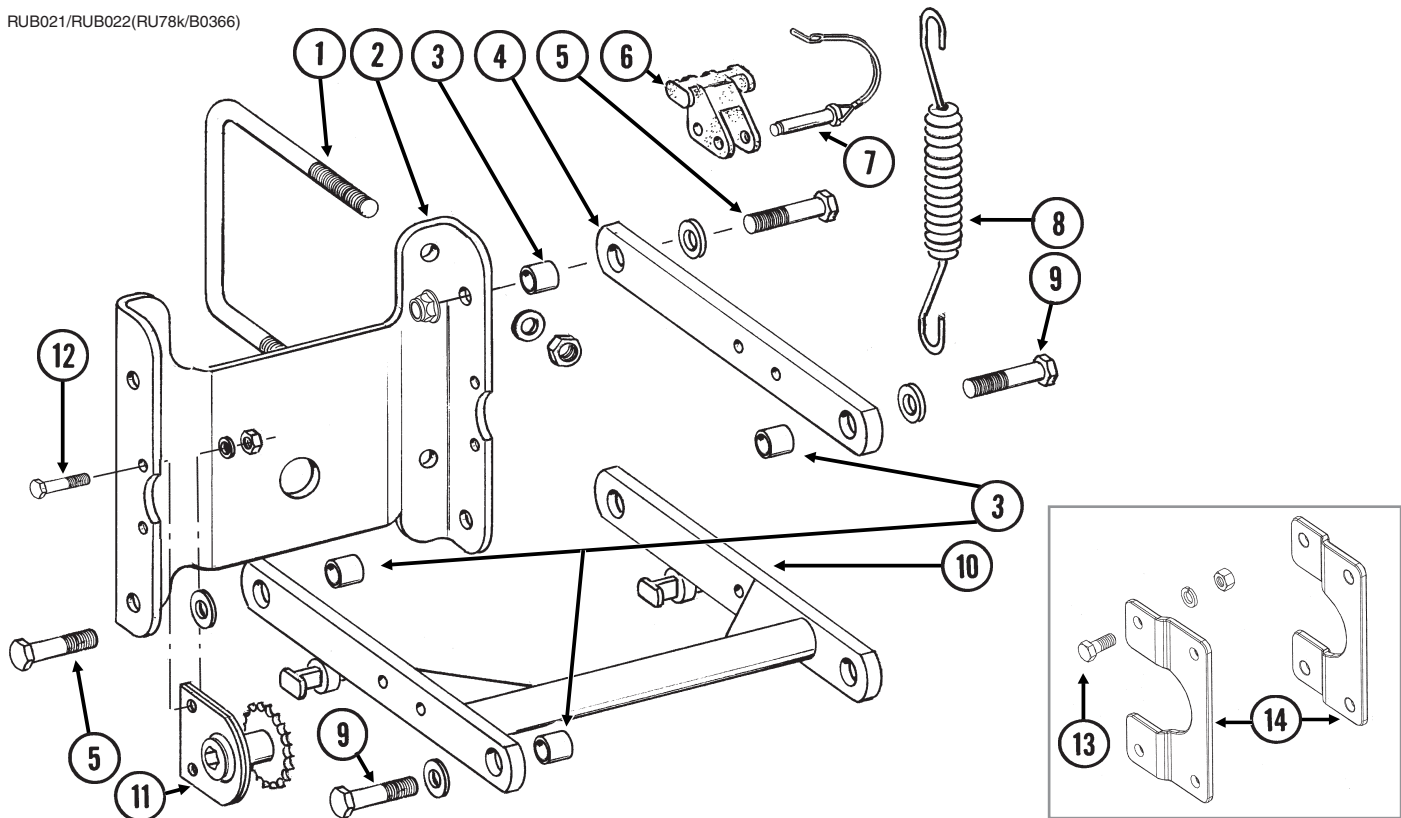
| ITEM | PART NO. | QTY. (Per Row) | DESCRIPTION |
|------|----------|-------------------|---------------|
| 1 | G10141X | 1 | Pull Row Unit |

(METR29cc)



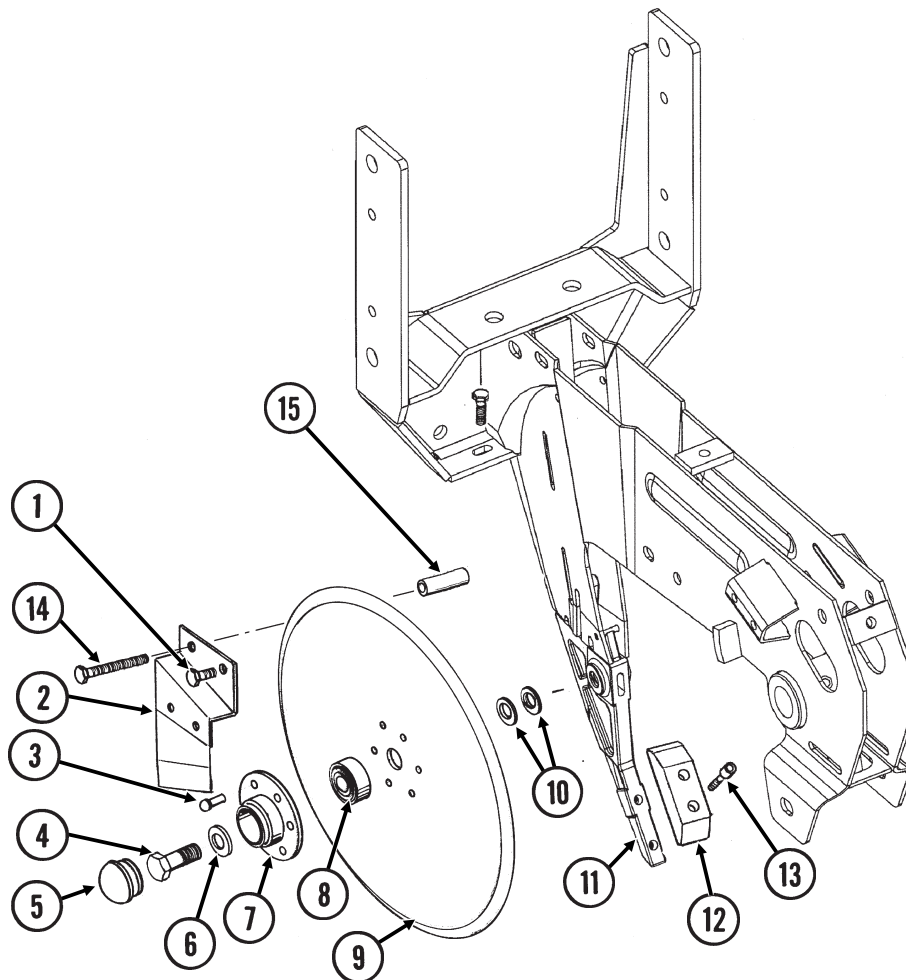
| ITEM | PART NO. | QTY. (Per Row) | DESCRIPTION |
|------|----------|-------------------|---|
| 1 | G11015 | 2 | Hex Washer Head Cap Screw, 3/8"-16 x 1 1/4" |
| 2 | GB0274 | 1 | Cover, Depth Adjustment |
| 3 | GB0266 | 1 | Handle, Depth Adjustment |
| 4 | GB0267 | 1 | Lever, Depth Adjustment |
| 5 | GD3612 | 1 | Cap Plug |
| 6 | GD10993 | 1 | Spring |
| 7 | GD13361 | 1 | Pin, 3/8" x 1 2/3" |
| 8 | GD11259 | 1 | Sleeve, 3/8" I.D. x 5/8" O.D. x 1 25/32" Long |
| 9 | G11592 | 1 | Hex Head Cap Screw, 3/8"-24 x 2 3/4", Grade 8 |
| | G11591 | 1 | Nylon Lock Nut, 3/8"-24, Grade C |
| 10 | G3303-98 | 1 | Chain, No. 41, 98 Pitch Including Connector Link |
| | G3303-16 | 1 | Chain, No. 41, 16 Pitch Including Connector Link (Used W/Row Unit Extension Brackets) |
| | GR0196 | 1 | Connector Link, No. 41 |
| 11 | GD1026 | 1 | Sleeve, 1 3/16" Long |
| 12 | G10201 | 1 | Special Washer, 3/8" x 1 1/2" O.D. |
| 13 | GD1065 | 1 | Idler Spring |
| 14 | GD7318 | 1 | Sleeve, 1" Long |
| 15 | G10108 | 1 | Lock Nut, 3/8"-16 |
| 16 | G11387 | 1 | Flat Washer, 3/8" SAE |
| 17 | GD11962 | 1 | Idler |
| 18 | G10003 | 3 | Hex Head Cap Screw, 3/8"-16 x 1 1/2" |
| | G10108 | 3 | Lock Nut, 3/8"-16 |
| 19 | GD24545 | 2 | Row Unit Stop |
| 20 | G10326 | 1 | Hex Head Cap Screw, 3/8"-16 x 3 3/4" |
| 21 | G10551 | 1 | Clevis Pin, 1/4" x 2 1/2" |
| | G10669 | 1 | Hair Pin Clip, No. 22 |
| 22 | G10312 | 2 | Carriage Bolt, 5/16"-18 x 3/4" |
| | G10620 | 2 | Serrated Flange Nut, 5/16"-18 |
| 23 | GD28390 | 1 | Shield |
| 24 | --- | - | See "Gauge Wheels" on page P6 |
| 25 | GA10157 | 1 | Shank W/Gauge Wheel Pivot Spindle and Set Screw |
| | GD11001 | - | Spindle |
| | G10438 | - | Hex Head Cap Screw, 1/2"-13 x 3/4" |
| 26 | G10207 | 2 | Washer, 7/8" O.D. x 1 3/32" I.D. x .134" (If Applicable) |
| 27 | GD11845 | 1 | Dust Cap |
| 28 | --- | - | See "KPM III Electronic Seed Monitor" on page P77 |
| 29 | GB0285 | 1 | Collar, Depth Adjustment |
| 30 | GB0265 | 1 | Pivot Link, Depth Adjustment |
| 31 | GD15970 | 1 | Sun Shade |
| 32 | G10304 | 1 | Carriage Bolt, 3/8"-16 x 3" |
| | G10108 | 1 | Lock Nut, 3/8"-16 |
| 33 | GD16245 | - | Sun Shade (Rubber) |
| 34 | GD35444 | - | Seed Tube Bracket |

RUB021/RUB022(RU78k/B0366)



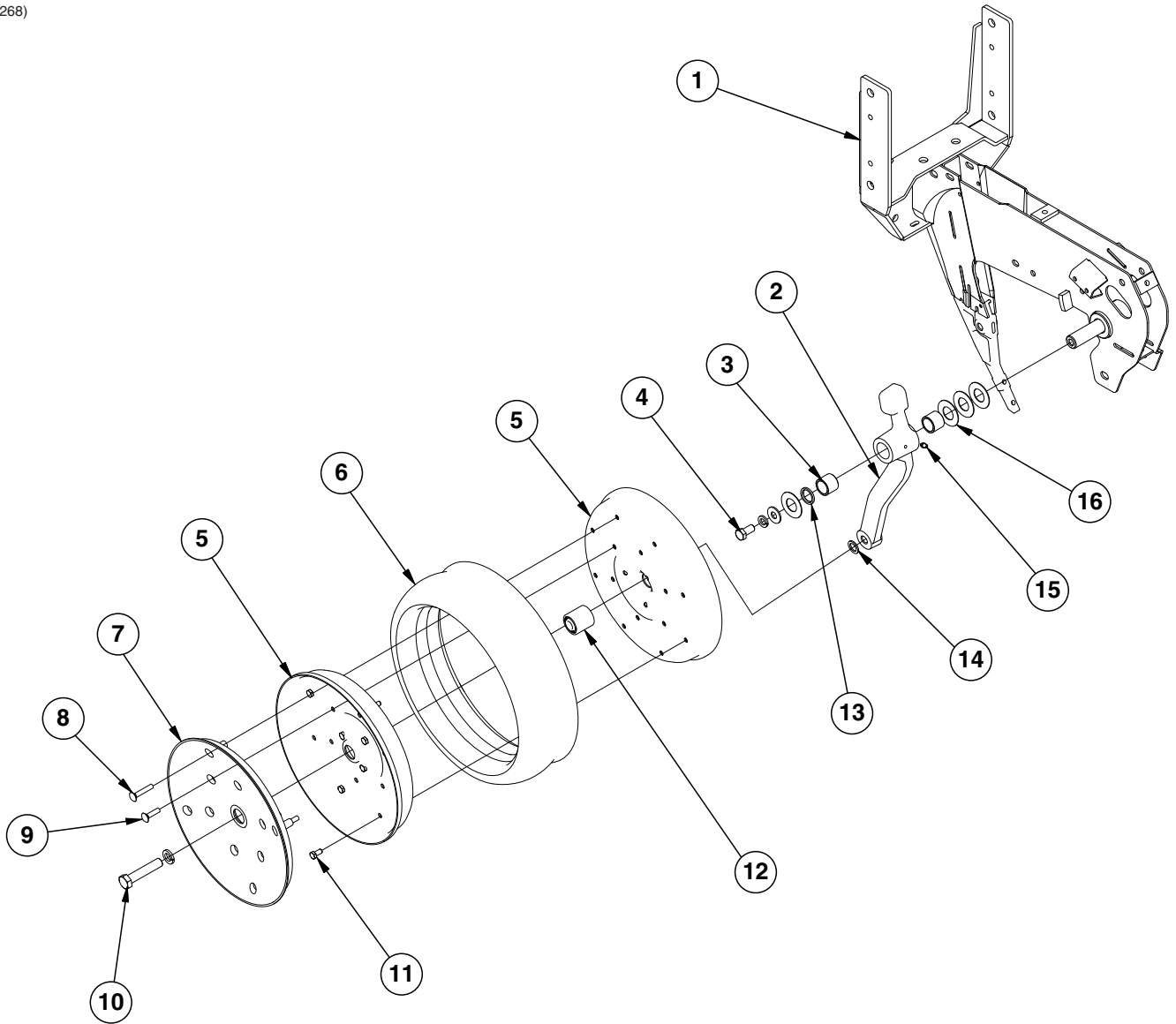
| ITEM | PART NO. | QTY. (Per Row) | DESCRIPTION |
|------|----------|-------------------|--|
| 1 | GD1114 | 2 | U-Bolt, 7" x 7" x 5/8"-11 |
| | G10230 | 4 | Lock Washer, 5/8" |
| | G10104 | 4 | Hex Nut, 5/8"-11 |
| 2 | GD10036 | 1 | Mounting Support Plate |
| 3 | GB0218 | 4 | Bushing, 2 1/32" I.D. x 7/8" O.D. x 1 9/32" Long |
| 4 | GD11422 | 2 | Upper Parallel Arm |
| 5 | G10732 | 4 | Hex Head Cap Screw, 5/8"-18 x 2" |
| | G11391 | 4 | Flat Washer, 5/8" SAE |
| | G11514 | 4 | Lock Nut, 5/8"-18 |
| 6 | GB0186 | 2 | Spring Anchor |
| 7 | GD14217 | 2 | Tab Lock Pin, 7/16" x 1 1/2" |
| 8 | GD8249 | 2-4 | Spring |
| 9 | --- | - | See "Hopper Support and Meter Drive" on page P14 |
| 10 | GA24693 | 1 | Lower Parallel Arm |
| 11 | GA1720 | 1 | Bearing/Sprocket, 7/8" Hex Bore |
| 12 | G10001 | 2 | Hex Head Cap Screw, 3/8"-16 x 1" |
| | G10229 | 2 | Lock Washer, 3/8" |
| | G10101 | 2 | Hex Nut, 3/8"-16 |
| 13 | G10008 | 4 | Hex Head Cap Screw, 5/8"-11 x 2" |
| | G10230 | 4 | Lock Washer, 5/8" |
| | G10104 | 4 | Hex Nut, 5/8"-11 |
| 14 | GB0366 | 2 | Extension Bracket |
| A | G6326X | - | U-Bolt Package For 7" x 7" Toolbar, Includes: (2) GD1114, (4) G10230, (4) G10104 |

(RU139)



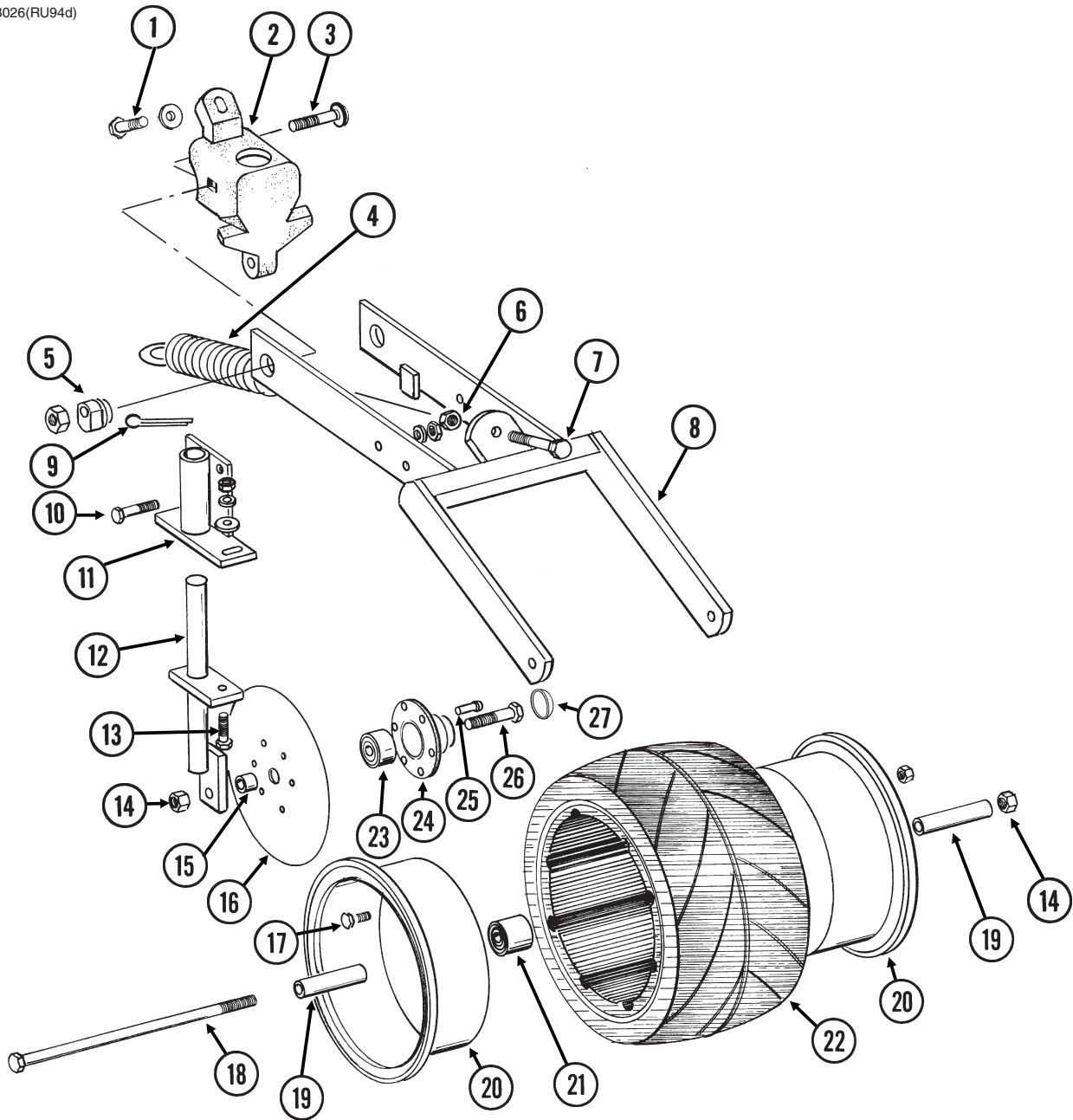
| ITEM | PART NO. | QTY. (Per Row) | DESCRIPTION |
|------|--------------------|-------------------|--|
| 1 | G10328 G10622 | 2 2 | Hex Head Cap Screw, 3/8"-16 x 5/8" Serrated Flange Nut, 3/8"-16 |
| 2 | GA2012R GA2012L | 1 - | Disc Scraper, R.H. Disc Scraper, L.H. (Shown) |
| 3 | G10427 | 12 | Rivet, 1/4" x 1/2" |
| 4 | GD11017 G10007 | 1 1 | Special Hex Head Cap Screw, 5/8"-11 x 1 1/2", L.H. Threads Hex Head Cap Screw, 5/8"-11 x 1 1/2" |
| 5 | GD11845 | 2 | Dust Cap |
| 6 | G10204 | 2 | Special Machine Bushing, 5/8" x 1" O.D. |
| 7 | GD10473 | 2 | Bearing Housing |
| 8 | GA2014 | 2 | Bearing |
| 9 | GD11306 | 2 | Disc Blade, 3.5 mm x 15" |
| 10 | GD30725 | - | Machine Bushing, 5/8" (.030" Thick) (As Required) |
| 11 | --- | - | See "Shank Assembly, Seed Tube, and Depth Adjustment" on page P2 |
| 12 | GB0301 | 1 | Seed Tube Guard/Inner Scraper |
| 13 | G10912 | 2 | Hex Socket Head Cap Screw, 5/16"-18 x 1", Grade 8 |
| 14 | G10325 G10622 | 1 1 | Hex Head Cap Screw, 3/8"-16 x 2 3/4" Serrated Flange Nut, 3/8"-16 |
| 15 | GD2971-26 | 1 | Sleeve, 3/8" I.D x 5/8" O.D. x 1.63" Long |
| A | GA8324 | - | Disc Blade/Bearing Assembly, Less Dust Cap (Items 3 and 7-9) |

(IP1268)



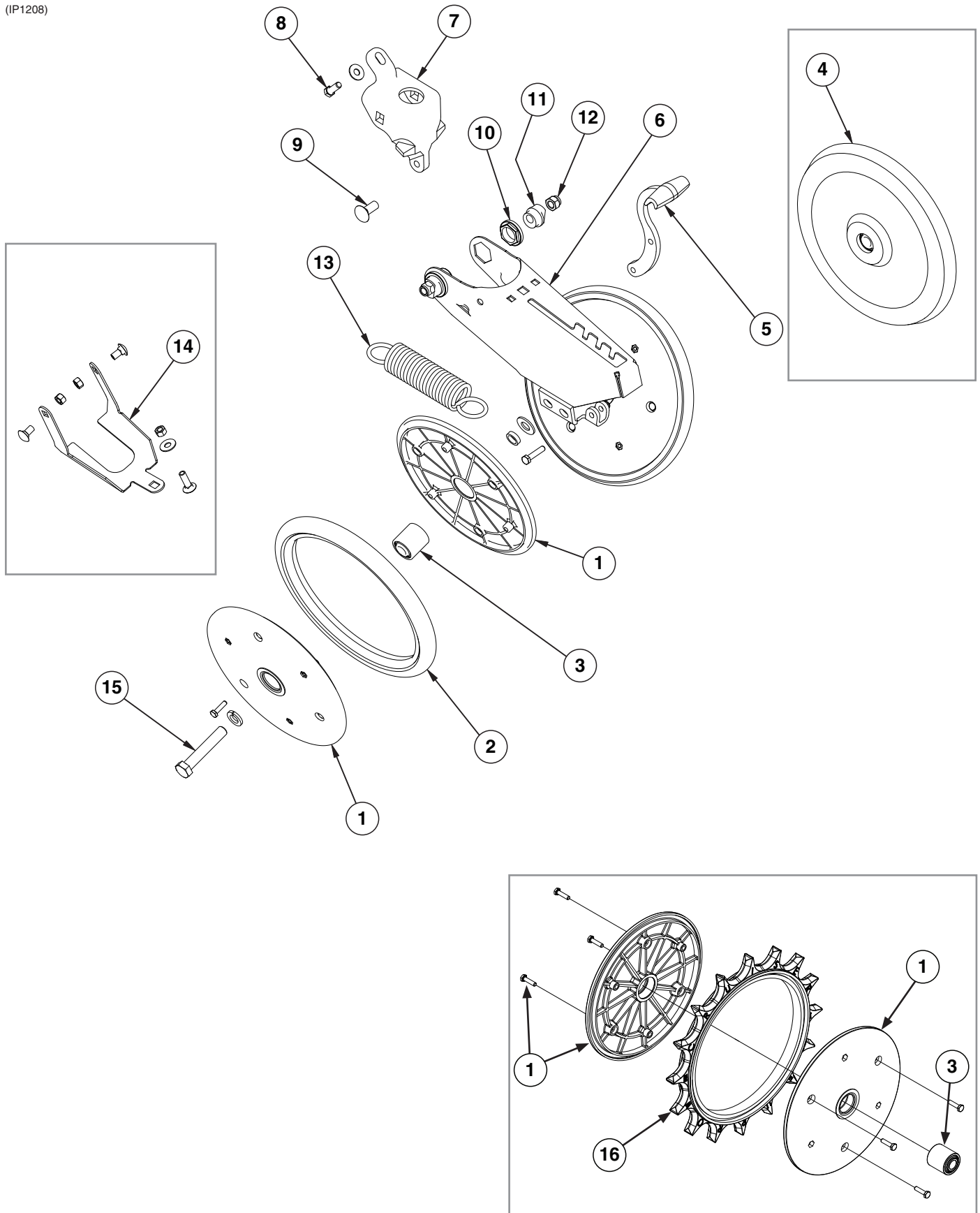
| ITEM | PART NO. | QTY. (Per Row) | DESCRIPTION |
|------|-------------------|-------------------|--|
| 1 | GA10157 | - | See "Shank Assembly, Seed Tube, and Depth Adjustment" on page P2 |
| 2 | GA21677 | 1 | Wheel Arm W/Grease Fitting, Bushings, and Seals, L.H. (Shown) (Includes Items 3 and 13) |
| | GA21676 | 1 | Wheel Arm W/Grease Fitting, Bushings, and Seals, R.H. (Includes Items 3 and 13) |
| 3 | GB0276 | 2 | Bushing, 1" I.D. x 1¼" O.D. x 1" Long (Per Arm) |
| 4 | G10014 | 1 | Hex Head Cap Screw, ½"-13 x 1" |
| | G10228 | 2 | Lock Washer, ½" |
| | G10216 | 2 | Washer, ½" USS |
| 5 | GD31466 | 4 | Half Wheel |
| 6 | GD1086 | 2 | Tire |
| 7 | GD11453 | 2 | Cover |
| 8 | G10924 | 8 | Carriage Bolt, ⅝"-18 x 1¾" |
| | G10620 | 8 | Serrated Flange Nut, ⅝"-18 |
| 9 | G10338 | 12 | Carriage Bolt, ⅝"-18 x 1¼" |
| | G10620 | 12 | Serrated Flange Nut, ⅝"-18 |
| 10 | G10010 | 2 | Hex Head Cap Screw, ⅝"-11 x 3" |
| 11 | G10018 | 14 | Hex Head Cap Screw, ⅝"-18 x ⅝" |
| | G10109 | 14 | Lock Nut, ⅝"-18, Grade 8 |
| 12 | GA6171 | 2 | Bearing |
| 13 | GD10991 | 2 | Seal (Per Arm) |
| 14 | G10204 | 2 | Special Machine Bushing, ⅝" x 1" O.D. |
| 15 | G10640 | 1 | Grease Fitting, ¼"-28 (Per Arm) |
| 16 | G10940 | - | Machine Bushing, 1" (.048" Thick) |
| A | GA7949 GA24576 | - | Gauge Wheel Complete- White Color (Items 5-9 and 11-12) Gauge Wheel Complete- Black color (Items 5-9 and 11-12) |
| B | G1K296 | - | Gauge Wheel Arm Bushing and Seal Driver Kit, Includes: (1) Seal Driver, (1) Bushing Driver, (1) Instruction |

RUA054/RUB026(RU94d)



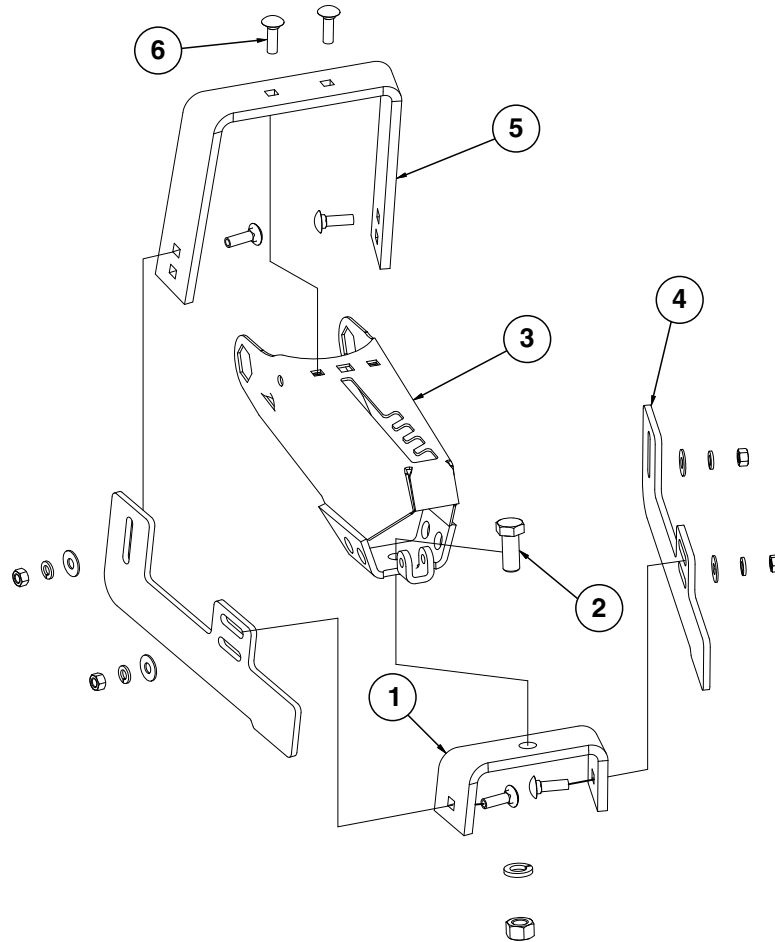
| ITEM | PART NO. | QTY. (Per Row) | DESCRIPTION |
|------|-----------|-------------------|--|
| 1 | G10001 | 1 | Hex Head Cap Screw, 3/8"-16 x 1" |
| | G11387 | 1 | Flat Washer, 3/8" SAE |
| 2 | GB0268 | 1 | Wheel Arm Stop |
| 3 | G11419 | 2 | Carriage Bolt, 1/2"-13 x 2 1/4" |
| | G10315 | - | Carriage Bolt, 1/2"-13 x 2 1/2" (Used W/Straight Drop In-Furrow Granular Chemical Bracket) |
| | G10102 | 2 | Hex Nut, 1/2"-13 |
| 4 | GA2054 | 1 | Spring |
| 5 | GB0239 | 2 | Eccentric Bushing |
| 6 | G10102 | 1 | Hex Nut, 1/2"-13 |
| 7 | G10015 | 1 | Adjusting Bolt, 1/2"-13 x 5" |
| 8 | GA6619 | 1 | Mounting Arm |
| 9 | G10463 | 2 | Cotter Pin, 1/4" x 1 1/2" |
| 10 | G10171 | 4 | Hex Head Cap Screw, 5/16"-18 x 1 1/4" |
| | G10232 | 4 | Lock Washer, 5/16" |
| | G10106 | 4 | Hex Nut, 5/16"-18 |
| 11 | GA6620 | 2 | Bracket |
| 12 | GA6618 | 2 | Mount |
| 13 | G10303 | 2 | Carriage Bolt, 5/16"-18 x 1" |
| | G11386 | 2 | Flat Washer, 5/16" SAE |
| | G10232 | 2 | Lock Washer, 5/16" |
| | G10106 | 2 | Hex Nut, 5/16"-18 |
| 14 | G10107 | 3 | Lock Nut, 5/8"-11 |
| 15 | GD1109 | 2 | Bushing, 4 1/64" I.D. x 7/8" O.D. x 1/4" Long |
| 16 | GD9290 | 2 | Disc Blade, 8" |
| 17 | G10018 | 7 | Hex Head Cap Screw, 5/16"-18 x 5/8" |
| | G10109 | 7 | Lock Nut, 5/16"-18, Grade 8 |
| 18 | G10152 | 1 | Hex Head Cap Screw, 5/8"-11 x 9" |
| 19 | GD3180-12 | 2 | Sleeve, 5/8" I.D. x 7/8" O.D. x 2 7/8" Long |
| 20 | GD9562 | 2 | Half Wheel |
| 21 | GA6171 | 1 | Bearing |
| 22 | GD9305 | 1 | Tire |
| 23 | GA2014 | 2 | Bearing |
| 24 | GD10473 | 2 | Bearing Housing |
| 25 | G10427 | 12 | Rivet, 1/4" x 1/2" |
| 26 | G10006 | 2 | Hex Head Cap Screw, 5/8"-11 x 2 1/4" |
| 27 | GD11845 | 2 | Dust Cap |
| A | GA6733 | - | Single Press Wheel Complete W/Bearing (Items 17 and 20-22) |
| B | GA6801 | - | Covering Disc Blade Complete W/Bearing (Items 16 and 23-25) |

(IP1208)



| ITEM | PART NO. | QTY. (Per Row) | DESCRIPTION |
|------|------------|-------------------|--|
| 1 | GD9120 | 4 | Nylon Half Wheel |
| | G10064 | 12 | Hex Head Cap Screw, 1/4"-20 x 1" |
| 2 | GD1085 | 2 | Rubber Tire, 1" x 12" |
| 3 | GA6171 | 2 | Bearing |
| 4 | GA6597 | 1 | Cast Iron Closing Wheel W/Bearing |
| | GA6171 | 1 | Bearing |
| 5 | GB0254 | 1 | Lever |
| | G10133 | 1 | Hex Head Cap Screw, 5/16"-18 x 1 1/2" |
| | G10109 | 1 | Lock Nut, 5/16"-18, Grade 8 |
| 6 | GA15197 | 1 | Closing Wheel Arm |
| 7 | GB0268 | 1 | Wheel Arm Mount |
| 8 | G10001 | 1 | Hex Head Cap Screw, 3/8"-16 x 1" |
| | G11387 | 2 | Flat Washer, 3/8" SAE |
| 9 | G11419 | 2 | Carriage Bolt, 1/2"-13 x 2 1/4" |
| | G10315 | - | Carriage Bolt, 1/2"-13 x 2 1/2" (Used W/Straight Drop In-Furrow Granular Chemical Bracket) |
| | G11387 | - | Flat Washer, 3/8" SAE |
| 10 | GB0282 | 2 | Stepped Bushing |
| 11 | GB0239 | 2 | Eccentric Bushing |
| 12 | G10111 | 2 | Lock Nut, 1/2"-13 |
| 13 | GD8460 | 1 | Spring |
| 14 | G1K345 | - | Closing Wheel Shield Kit W/Hardware and Instruction |
| | GD26146 | 1 | Closing Wheel Shield (Included W/G1K345) |
| | G10599 | 1 | Carriage Bolt, 3/8"-16 x 1 1/4" (Included W/G1K345) |
| | G10308 | 2 | Carriage Bolt, 3/8"-16 x 3/4" (Included W/G1K345) |
| | G10101 | 3 | Hex Nut, 3/8"-16 (Included W/G1K345) |
| | G10229 | 3 | Lock Washer, 3/8" (Included W/G1K345) |
| | G11387 | 1 | Hardened Washer, 3/8" SAE (Included W/G1K345) |
| 15 | G10013 | 2 | Hex Head Cap Screw, 5/8"-11 x 3 1/2" |
| | G11391 | 2 | Flat Washer, 5/8" SAE |
| | GD1109 | 2 | Bushing, 4 1/64" I.D. x 7/8" O.D. x 1/4" Long |
| | G10230 | 2 | Lock Washer, 5/8" |
| | G10107 | 2 | Lock Nut, 5/8"-11 |
| 16 | GD31353MPP | 2 | Spiked Wheel Insert (Package of 2) |
| A | GA6434 | - | Rubber Closing Wheel Complete W/Bearing (Items 1-3) |
| B | GA22165 | - | Spiked Closing Wheel (Items 1, 3, and 16) |

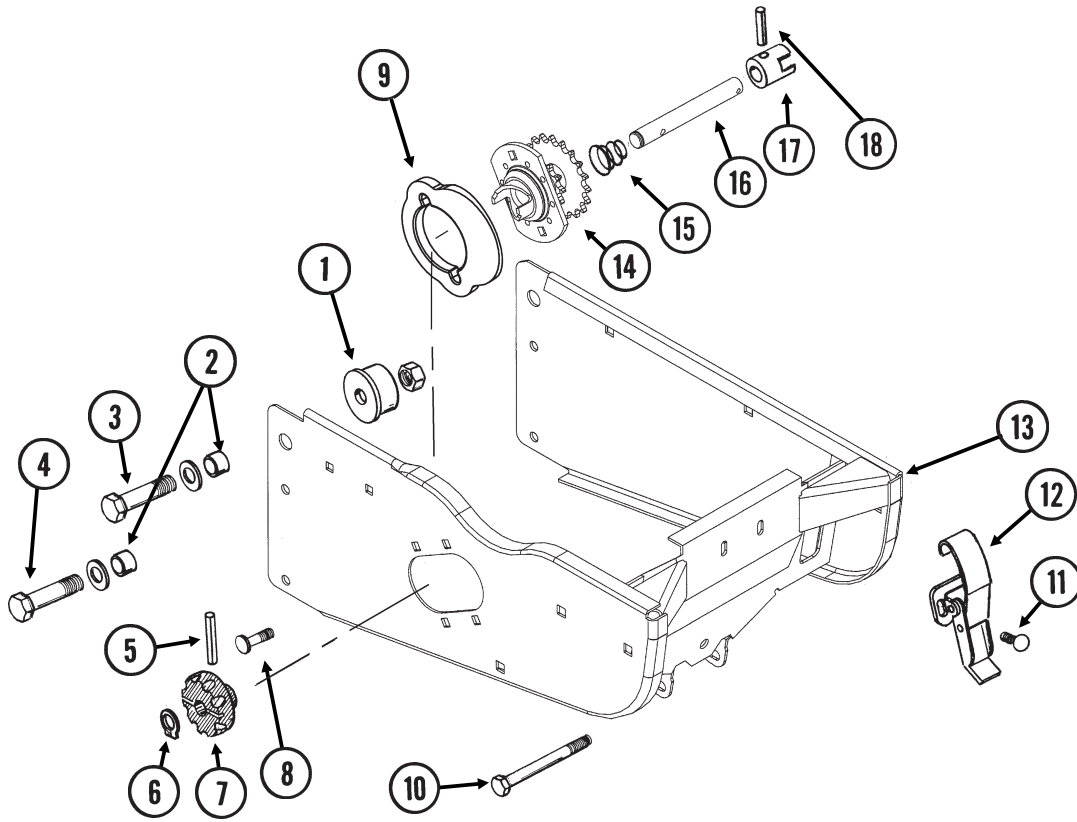
(IP1202)



| ITEM | PART NO. | QTY. (Per Row) | DESCRIPTION |
|------|----------|-------------------|--|
| 1 | GD11509 | 1 | Rear Bracket |
| 2 | G10007 | 1 | Hex Head Cap Screw, 5/8"-11 x 1 1/2" |
| | G10230 | 1 | Lock Washer, 5/8" |
| | G10104 | 1 | Hex Nut, 5/8"-11 |
| 3 | GA15197 | 1 | Closing Wheel Arm |
| 4 | GD11313 | 2 | Blade |
| 5 | GD11508 | 1 | Front Bracket |
| 6 | G10599 | 6 | Carriage Bolt, 3/8"-16 x 1 1/4" |
| | G10229 | 6 | Lock Washer, 3/8" |
| | G11387 | 6 | Flat Washer, 3/8" SAE |
| | G10101 | 6 | Hex Nut, 3/8"-16 |
| A | G7566X | - | Drag Closing Attachment Complete (Items 1-6) |

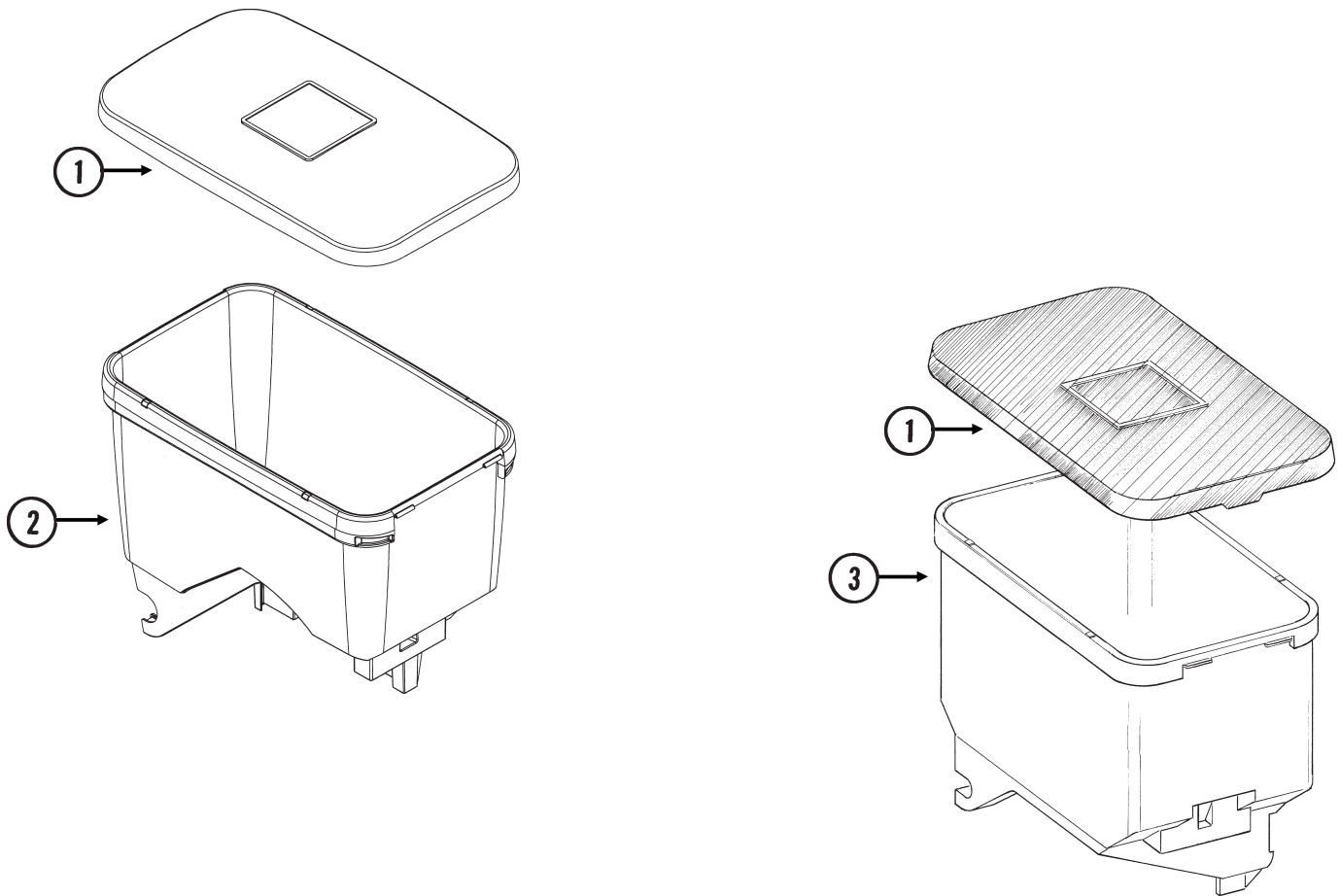
This page left blank intentionally.

(METR2d)



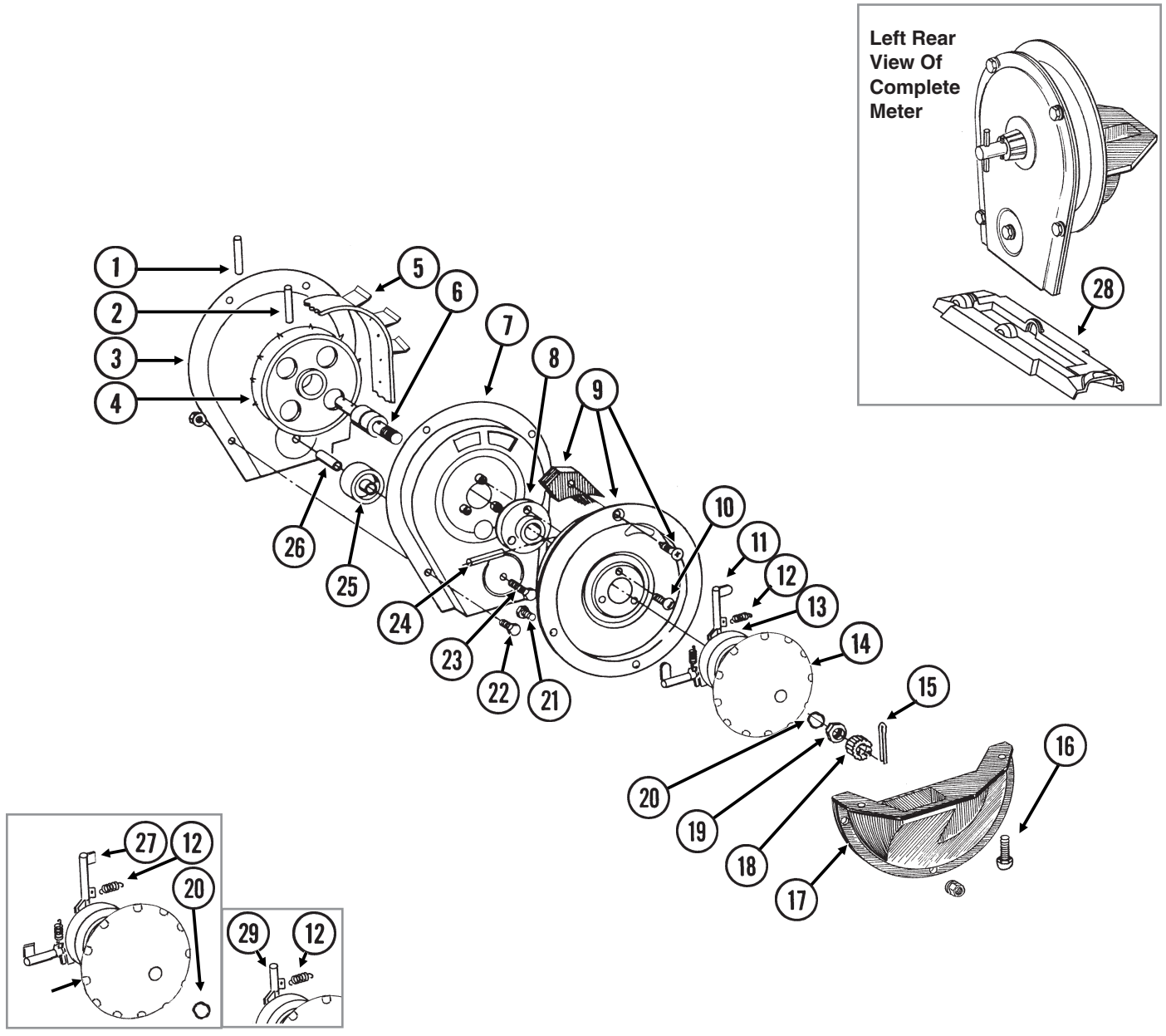
| ITEM | PART NO. | QTY. (Per Row) | DESCRIPTION |
|------|----------|-------------------|---|
| 1 | GB0314 | 2 | Hopper Mount |
| 2 | GB0218 | 4 | Bushing, 2 ¹ / ₃₂ " I.D. x 7 ⁷ / ₈ " O.D. x 1 ⁹ / ₃₂ " Long |
| 3 | G10752 | 2 | Hex Head Cap Screw, 5 ⁸ / ₈ "-18 x 2 ¹ / ₄ " |
| | G11391 | 2 | Flat Washer, 5 ⁸ / ₈ " SAE |
| | G11514 | 2 | Lock Nut, 5 ⁸ / ₈ "-18 |
| 4 | G10751 | 2 | Hex Head Cap Screw, 5 ⁸ / ₈ "-18 x 1 ³ / ₄ " |
| | G11391 | 2 | Flat Washer, 5 ⁸ / ₈ " SAE |
| | G11514 | 2 | Lock Nut, 5 ⁸ / ₈ "-18 |
| 5 | G10602 | 1 | Spring Pin, 1 ⁴ / ₄ " x 1 ¹ / ₂ " |
| 6 | G10567 | 1 | External Retaining Ring, 5 ⁸ / ₈ " |
| 7 | GD11239 | 1 | Knob |
| 8 | G10338 | 2 | Carriage Bolt, 5 ¹ / ₁₆ "-18 x 1 ¹ / ₄ " |
| | G10620 | 2 | Serrated Flange Nut, 5 ¹ / ₁₆ "-18 |
| 9 | GB0331 | 1 | Clutch Adapter Plate |
| 10 | G10061 | 1 | Hex Head Cap Screw, 3 ⁸ / ₈ "-16 x 3 ¹ / ₂ " |
| | G11387 | 2 | Flat Washer, 3 ⁸ / ₈ " SAE |
| | G10108 | 1 | Lock Nut, 3 ⁸ / ₈ "-16 |
| 11 | G10309 | 2 | Carriage Bolt, 1 ⁴ / ₄ "-20 x 5 ⁸ / ₈ ", Grade 2 |
| | G10621 | 2 | Serrated Flange Nut, 1 ⁴ / ₄ "-20 |
| 12 | GA2007 | 1 | Hopper Hold Down Latch |
| 13 | GA25180 | 1 | Hopper Support |
| 14 | GA10137 | 1 | Double Sprocket and Bearing, Drive Clutch, 11/19 Tooth |
| 15 | GD11413 | 1 | Spring |
| 16 | GD15747 | 1 | Shaft |
| 17 | GB0278 | 1 | Coupler |
| 18 | G10546 | 1 | Spring Pin, 3 ¹ / ₁₆ " x 1 ¹ / ₄ " |
| A | GA10151 | - | Seed Meter Clutch Assembly, 11/19 Tooth (Items 5-7 and 14-18) |

(METR12/RU87e)



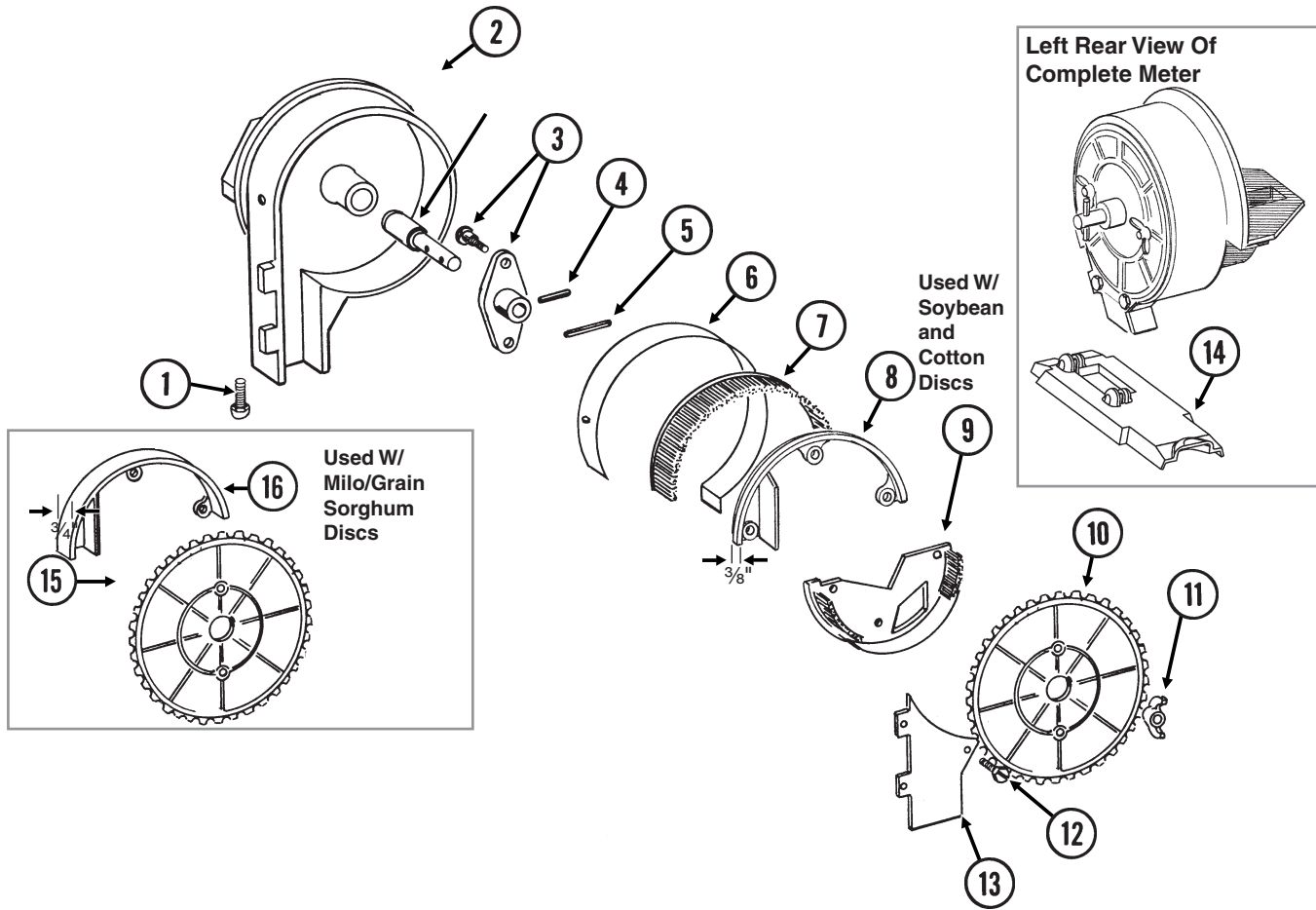
| ITEM | PART NO. | QTY. | DESCRIPTION |
|------|--------------------|--------|---|
| 1 | GD11279 | 1 | Lid |
| 2 | GA24873 GD12561 | 1 - | Seed Hopper (Vacuum) Threaded Insert, 5/16"-18 |
| 3 | GA9714 GD12561 | 1 - | Seed Hopper, Reinforced (Mechanical) Threaded Insert, 5/16"-18 |

This page left blank intentionally.



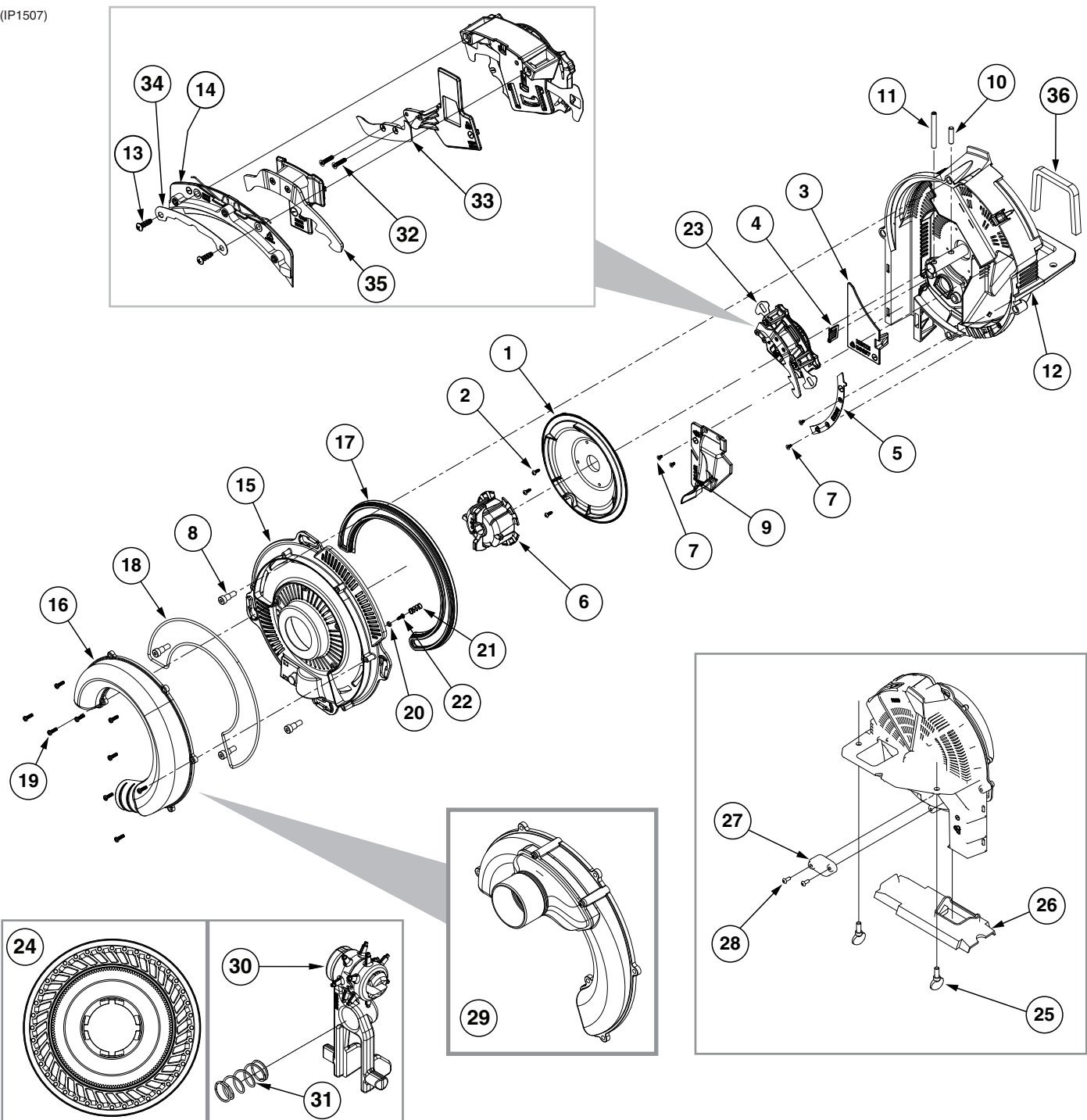
| ITEM | PART NO. | QTY. (Per Row) | DESCRIPTION |
|------|-----------|-------------------|---|
| 1 | G10602 | 1 | Spring Pin, 1/4" x 1 1/2" |
| 2 | G10604 | 1 | Spring Pin, 3/16" x 1 1/2" |
| 3 | GD26419 | 1 | Housing Cover |
| 4 | GD1041 | 1 | Belt Drive Sprocket |
| 5 | GD11286 | 1 | Seed Belt |
| 6 | GA2019 | 1 | Bearing |
| 7 | GA18201 | 1 | Conveyor Housing |
| 8 | GB0110 | 1 | Bearing Housing |
| 9 | GR1569 | - | Carrier Plate W/Brush and Screw (Corn) |
| | GR0664 | - | Carrier Plate W/Brush and Screw (Sunflower) |
| | GA2020 | - | Brush |
| | G10690 | - | Rolling Thread Screw, No. 10 x 3/4" |
| 10 | G10401 | 3 | Slotted Hex Washer Head Screw, No. 10-32 x 5/8" |
| 11 | GD18704 | 12 | Finger, Corn |
| 12 | GD19790 | 12 | Spring |
| 13 | GB0410 | 1 | Cam |
| 14 | GD11528 | 1 | Finger Holder (Corn and Sunflower - Used With GR1848) |
| | GD26594 | - | Finger Holder (Corn and Sunflower - Used With GR2154) |
| 15 | G10470 | 1 | Cotter Pin, 5/32" x 1" |
| 16 | G11009 | 2 | Locking Thumbscrew, 5/16"-18 x 3/4" |
| 17 | GD11311 | 1 | Seed Baffle |
| 18 | GD1083 | 1 | Cover Nut |
| 19 | G10500 | 1 | Jam Nut, 5/8"-18 UNF |
| 20 | GA8343 | 1 | Wave Washer, 5/8" (Triple Wave) |
| 21 | G10020 | 3 | Hex Head Cap Screw, 1/4"-20 x 5/8" |
| | G10323 | 3 | Hex Flange Nut, 1/4"-20, No Serrations |
| 22 | G10022 | 4 | Hex Head Cap Screw, 1/4"-20 x 1/2" |
| | G10621 | 4 | Serrated Flange Nut, 1/4"-20 |
| 23 | G10021 | 1 | Hex Head Cap Screw, 1/4"-20 x 1 1/2" |
| | G10621 | 1 | Serrated Flange Nut, 1/4"-20 |
| 24 | G10603 | 1 | Spring Pin, 1/4" x 1 1/4" |
| 25 | GD1042 | 1 | Idler |
| 26 | GB0120 | 1 | Bushing, 1 7/64" I.D. x 1 1/32" Long |
| 27 | GD19333 | 12 | Finger, Oil Sunflower |
| 28 | GD15698 | 1 | Shank Cover, Finger Pickup Seed Meter |
| 29 | GD11787 | - | Half Rate Blank Finger |
| 30 | GB0410 | - | Cam (Sunflower) |
| A | GR1848 | - | Finger Assembly, Corn (Items 11-14 and 20) |
| B | GR2154 | - | Finger Assembly, Sunflower (Items 12, 14, 20, 27, and 30) |
| C | 700-01082 | - | Corn Meter Assembly (Items 1-26 and 28) |
| D | 900-01117 | - | Sunflower Meter Assembly (Items 1-10, 12, 14-15, 17-27, and 30) |

RUA037/RUA056/RUA057(RU14f)



| ITEM | PART NO. | QTY. (Per Row) | DESCRIPTION |
|------|-----------|-------------------|---|
| 1 | G11009 | 2 | Locking Thumbscrew, 5/16"-18 x 3/4" |
| 2 | GA18208 | 1 | Housing W/Bearing |
| | GA5698 | - | Bearing (Included W/GA18208) |
| 3 | GA6038 | 1 | Hub W/Shoulder Bolts |
| | GD1755 | - | Shoulder Bolt, 1/4"-20 (2 Used) |
| 4 | G10603 | 1 | Spring Pin, 1/4" x 1 1/4" |
| 5 | G10602 | 1 | Spring Pin, 1/4" x 1 1/2" |
| 6 | GD8778 | 1 | Wear Strip |
| 7 | GA5699 | 1 | Upper Brush |
| 8 | GD11122 | 1 | Upper Brush Retainer (Used W/Soybean and Cotton Discs) |
| 9 | GA5834 | 1 | Lower Brush |
| 10 | GA5794 | - | Seed Disc, Soybean, 60 Cell, Black Color-Coded |
| | GA6184 | - | Seed Disc, Specialty Soybean, 48 Cell, Dark Blue Color-Coded |
| | GA5796 | - | Seed Disc, Cotton, Acid-Delinted, 30 Cell, White Color-Coded |
| | GA6168 | - | Seed Disc, Large Cotton, Acid-Delinted, 36 Cell, Tan Color-Coded |
| | GA6478 | - | Seed Disc, High-Rate Cotton, Acid-Delinted, 48 Cell, Light Green Color-Coded |
| | GA6182 | - | Seed Disc, Hill-Drop Cotton, Acid-Delinted, 12 Cell, Brown Color-Coded |
| | GA7255 | - | Seed Disc, Small Hill-Drop Cotton, Acid-Delinted, 12 Cell, Dark Green Color-Coded |
| 11 | G10531 | 2 | Wing Nut W/Nylon Insert, 1/4"-20 |
| 12 | G11151 | 9 | Hex Washer Head Screw, No. 10-16 x 1/2" |
| | G10634 | - | Slotted Tap Screw, No. 10-24 x 5/8" (Use As Required) |
| 13 | GD7878 | 1 | Cover |
| 14 | GD15699 | 1 | Shank Cover, Brush-Type Seed Meter |
| 15 | GA5982 | - | Seed Disc, Small Milo/Grain Sorghum, 30 Cell, Red Color-Coded |
| | GA6187 | - | Seed Disc, Large Milo/Grain Sorghum, 30 Cell, Light Blue Color-Coded |
| | GA5795 | - | Seed Disc, High-Rate Small Milo/Grain Sorghum, 60 Cell, Red Color-Coded |
| | GA6633 | - | Seed Disc, High-Rate Large Milo/Grain Sorghum, 60 Cell, Yellow Color-Coded |
| 16 | GD8237 | - | Upper Brush Retainer (Used W/Milo/Grain Sorghum Discs) |
| A | 700-01079 | - | Brush Meter (Items 1-9 and 11-14) |

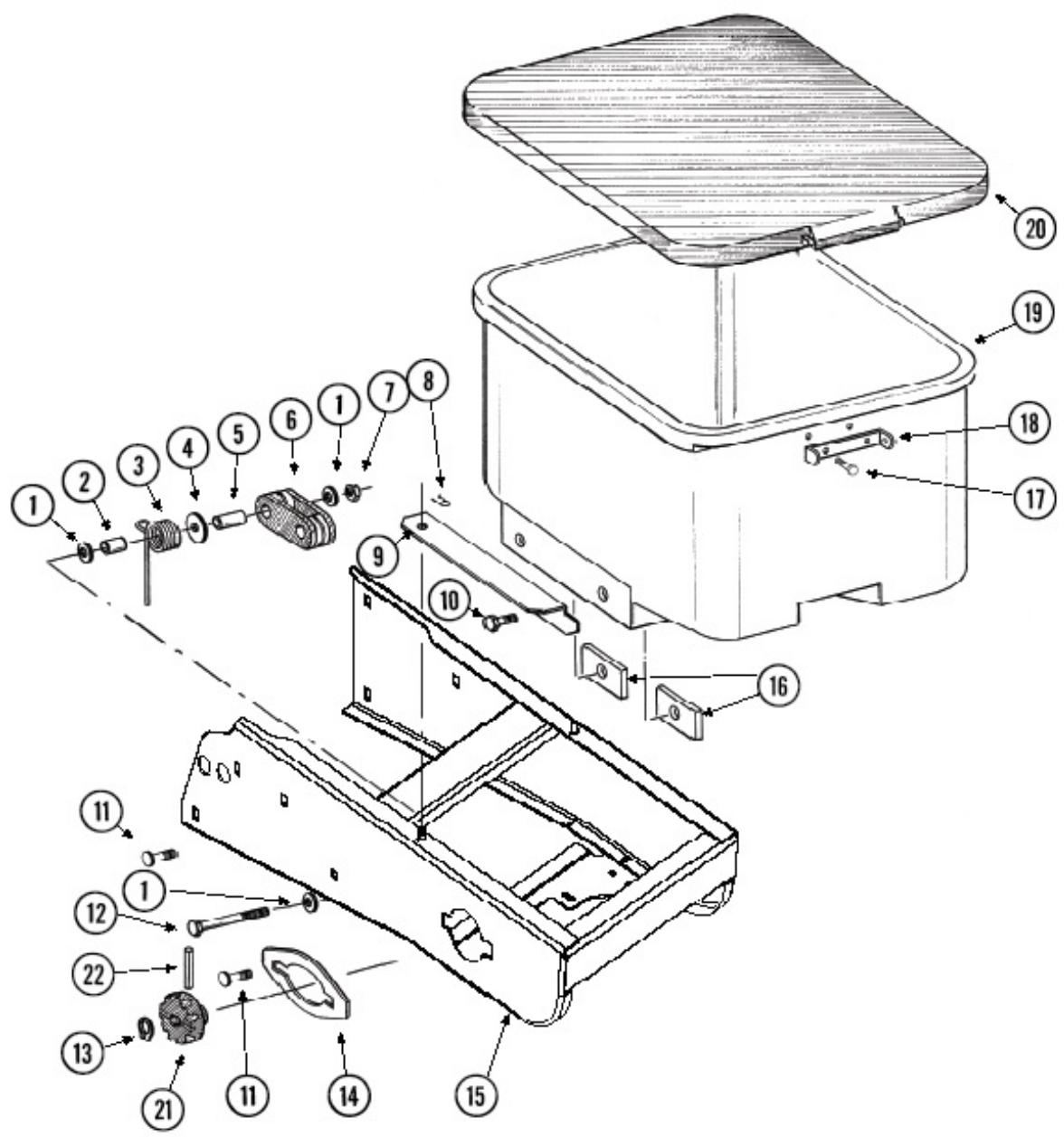
(IP1507)



| ITEM | PART NO. | QTY. | DESCRIPTION |
|------|----------|------|---|
| 1 | GB0815 | 1 | Shield |
| 2 | G11619 | 3 | Phillips Pan Head Tapping Screw, No. 6-19 x 3/8" |
| 3 | GB0697 | 1 | Chute Cover |
| 4 | GB0780 | 1 | Brush |
| 5 | GB0823 | 1 | Baffle |
| 6 | GB1147 | 1 | Disc Hub |
| 7 | G11618 | 4 | Torx Flat Head Tapping Screw, No. 6-19 x 1/4" |
| 8 | G11172 | 4 | Hex Socket Head Shoulder Screw, 1/4"-20 x 3/8", Stainless Steel |

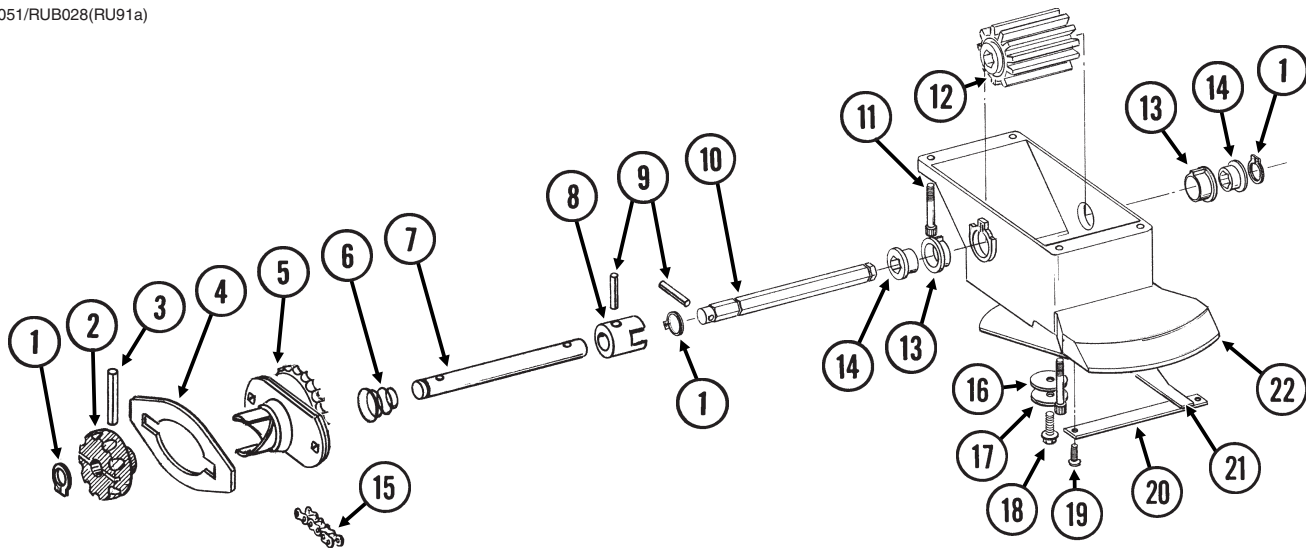
| ITEM | PART NO. | QTY. | DESCRIPTION |
|------|----------|------|--|
| 9 | GA24878 | 1 | Brush Assembly |
| 10 | G11448 | 1 | Pin, ¼" x 1" |
| 11 | G10475 | 1 | Spring Pin, ¼" x 2¼" |
| 12 | GA24877 | 1 | Meter Housing W/Bearing |
| 13 | G11578 | 2 | Phillips Pan Head Tapping Screw, No. 8-18 x ½" |
| 14 | GA24676 | 1 | Singulator Guide Assembly |
| 15 | GB0920 | 1 | Cover |
| 16 | GB0818 | 1 | Vacuum Port, Pull Row Unit |
| 17 | GB0676 | 1 | Lip Seal |
| 18 | GD26593 | 1 | Gasket Housing |
| 19 | G11556 | 9 | Phillips Pan Head Tapping Screw, 6-19 x ½" |
| 20 | GB0907 | 1 | Retainer Spring |
| 21 | GD25147 | 1 | Compression Spring |
| 22 | G11619 | 1 | Phillips Pan Head Tapping Screw, No. 6-19 x ⅜" |
| 23 | GA24752 | 1 | Singulator Assembly (Includes Items 13 and 14) |
| 24 | G10276X | 1 | Seed Disc, Corn, 40 Cell, Light Blue Color-Coded, Ejector Wheel, and Spring |
| | G10277X | - | Seed Disc, Soybean, 120 Cell, Black Color-Coded, Ejector Wheel, and Spring |
| | G10279X | - | Seed Disc, Sugar Beets/Milo, Dark Orange Color-Coded, Ejector Wheel, and Spring |
| | G10278X | - | Seed Disc, Sunflower, 40 Cell, Gray Color-Coded, Ejector Wheel, and Spring |
| | G10280X | - | Seed Disc, Cotton, 60 Cell, Green Color-Coded, Ejector Wheel, and Spring |
| | G10281X | - | Seed Disc, Black Turtle and Navy Edible Bean and Popcorn, 60 Cell, Brown Color-Coded, Ejector Wheel, and Spring |
| | G10282X | - | Seed Disc, Pinto and Great Northern Edible Beans and Low-Rate Soybean, 60 Cell, Dark Blue Color Coded, Ejector Wheel, and Spring |
| | GB1237 | - | Anti-Static Blank Seed Disc |
| | GB1231 | - | Blank Seed Disc |
| | G10274X | - | Seed Disc, Wheat, 54 Cell |
| | G10283X | - | Seed Disc, Rapeseed, 83 Cell |
| 25 | G11009 | 2 | Locking Thumbscrew, ⅜"-18 x ¼" |
| 26 | GB0926 | 1 | Shank Cover |
| 27 | GD28631 | 1 | Cover Plate |
| 28 | G11281 | 2 | Hex Button Head Cap Screw, 10-24 x ½" |
| 29 | GA20111 | 1 | Vacuum Port, Push Row Unit |
| 30 | GA19112 | - | Ejector Arm, Corn |
| | GA19113 | - | Ejector Arm, Soybean |
| | GA19114 | - | Ejector Arm, Sunflower |
| | GA19115 | - | Ejector Arm, Beets/Milo |
| | GA20346 | - | Ejector Arm, Black Turtle, Navy, Pinto, and Great Northern Edible Bean, Popcorn, and Low-Rate Soybean |
| | GA26989 | - | Ejector Arm, Wheat |
| | GA25550 | - | Ejector Arm, Rapessed |
| 31 | GD25147 | - | Compression Spring |
| 32 | G11693 | 2 | Torx Flat Head Machine Screw, No. 4-40 x ½" |
| 33 | GB0921 | 1 | Lower Blade |
| 34 | GD29657 | 1 | Retainer |
| 35 | GB0958 | 1 | Outer Blade |
| 36 | GD34774 | 1 | Meter Gasket |
| A | G9903X | - | Vacuum Meter Assembly, Pull Row Unit (Excludes Items 24 and 29-31) |
| B | G9897X | - | Vacuum Meter Assembly, Push Row Unit (Excludes Items 16, 24, and 30-31) |
| C | GA20622 | - | Cover Assembly (Items 15-22) |

(METR14d)



| ITEM | PART NO. | QTY. (Per Row) | DESCRIPTION |
|------|-----------|-------------------|--------------------------------------|
| 1 | G11387 | 3 | Flat Washer, 3/8" SAE |
| 2 | GD2971-10 | 1 | Sleeve, 9/16" Long |
| 3 | GD11219 | 1 | Spring |
| 4 | G10201 | 1 | Special Washer, 3/8" x 1 1/2" O.D. |
| 5 | GD1026 | 1 | Sleeve, 1 3/16" Long |
| 6 | GD11962 | 1 | Idler |
| 7 | G10108 | 1 | Lock Nut, 3/8"-16 |
| 8 | G10670 | 2 | Hair Pin Clip, No. 3 |
| 9 | GD1059L | 1 | Support, L.H. (Shown) |
| | GD1059R | 1 | Support, R.H. |
| 10 | G10002 | 4 | Hex Head Cap Screw, 3/8"-16 x 3/4" |
| | G10229 | 4 | Lock Washer, 3/8" |
| 11 | G10312 | 8 | Carriage Bolt, 5/16"-18 x 3/4" |
| | G10620 | 8 | Serrated Flange Nut, 5/16"-18 |
| 12 | G10325 | 1 | Hex Head Cap Screw, 3/8"-16 x 2 3/4" |
| 13 | G10567 | 3 | External Retaining Ring, 5/8" |
| 14 | GD11305 | 1 | Plate |
| 15 | GA26287 | 1 | Hopper Support |
| 16 | GD11424 | 4 | Block |
| 17 | G10023 | 2 | Hex Head Cap Screw, 1/4"-20 x 3/4" |
| | G10621 | 2 | Serrated Flange Nut, 1/4"-20 |
| 18 | GD1060 | 1 | Hinge |
| 19 | GA8371 | 1 | Hopper |
| 20 | GA4444 | 1 | Lid |
| 21 | GD11239 | 1 | Knob |
| 22 | G10602 | 1 | Spring Pin, 1/4" x 1 1/2" |

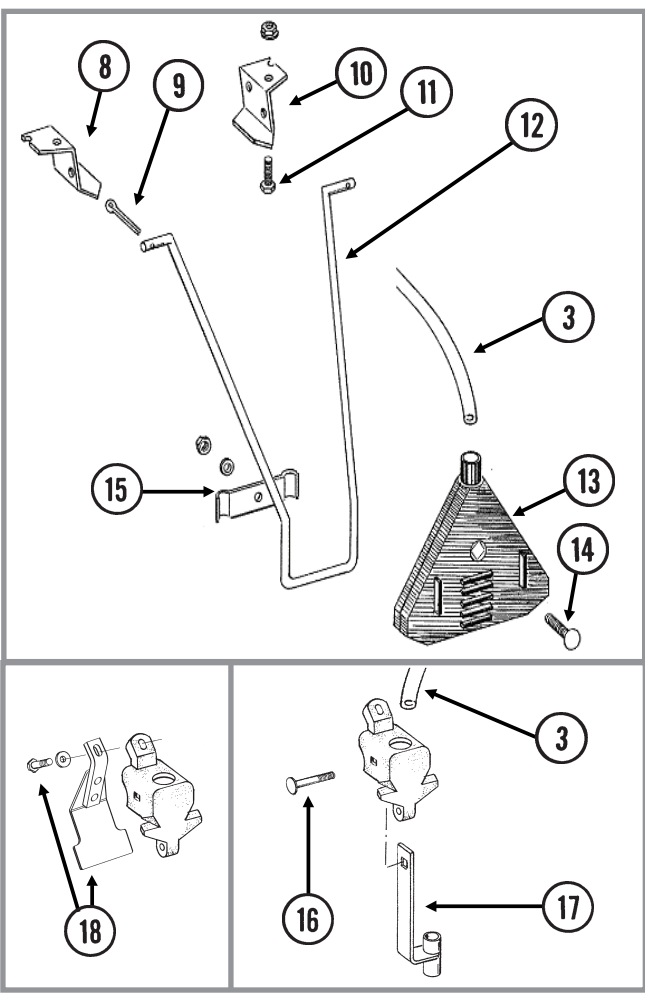
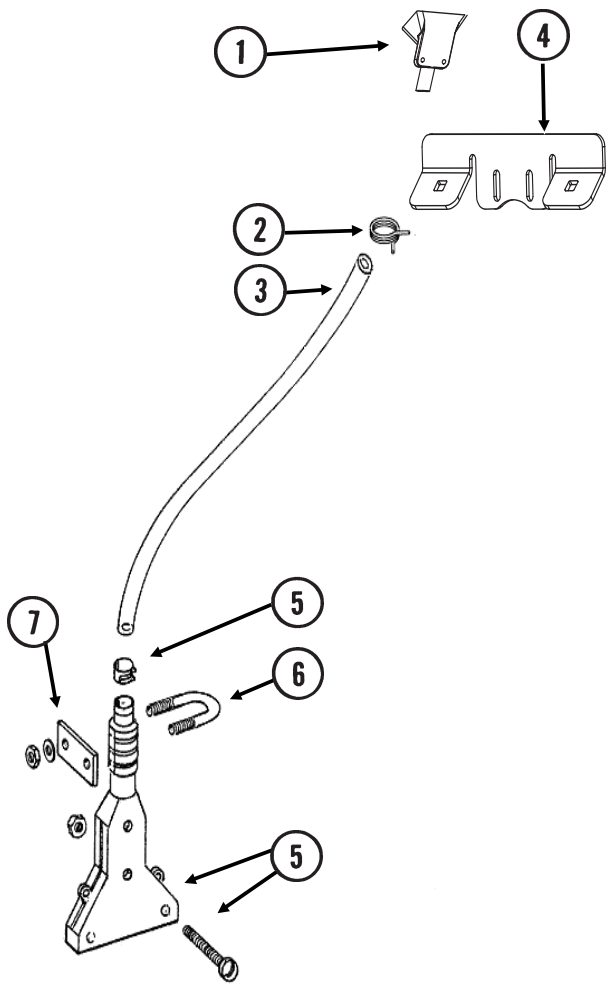
RUA051/RUB028(RU91a)



| ITEM | PART NO. | QTY. (Per Row) | DESCRIPTION |
|------|-----------|-------------------|---|
| 1 | G10567 | 3 | External Retaining Ring, 5/8" |
| 2 | GD11239 | 1 | Knob |
| 3 | G10602 | 1 | Spring Pin, 1/4" x 1 1/2" |
| 4 | --- | - | See "Granular Chemical Hopper and Hopper Panel Extension" on page P24 |
| 5 | GA8364 | 1 | Sprocket and Bearing, Drive Clutch, 24 Tooth |
| 6 | GD11413 | 1 | Spring |
| 7 | GD11240 | 1 | Shaft |
| 8 | GB0278 | 1 | Coupler |
| 9 | G10546 | 2 | Spring Pin, 3/16" x 1 1/4" |
| 10 | GD11297 | 1 | Shaft |
| 11 | G11793 | 4 | Hex Socket Head Cap Screw, No. 10-24 x 7/8" |
| 12 | GD7148 | 1 | Feed Roller, Hex Bore |
| 13 | GB0115 | 2 | Bearing |
| 14 | GD7258 | 2 | Hex Bushing |
| 15 | G3303-114 | 1 | Chain, No. 41, 114 Pitch Including Connector Link |
| | GR0196 | 1 | Connector Link, No. 41 |
| 16 | G10660 | 1 | Wave Washer, 1/2" |
| 17 | G11385 | 1 | Flat Washer, 1/4" SAE |
| 18 | G10570 | 1 | Slotted Hex Self-Tapping Screw, 1/4"-20 x 3/4" |
| 19 | G11073 | 2 | Slotted Hex Self-Tapping Screw, No. 10 x 3/8" |
| 20 | GD1061 | 1 | Support Strap |
| 21 | GD1063 | 1 | Metering Gate |
| 22 | GB0116 | 1 | Granular Housing |
| A | GA8326 | - | Granular Chemical Meter Complete (Items 1, 9, 10, 12-14 and 16-22) |
| B | GA8366 | - | Granular Chemical Meter Clutch (Items 1-3 and 5-9) |

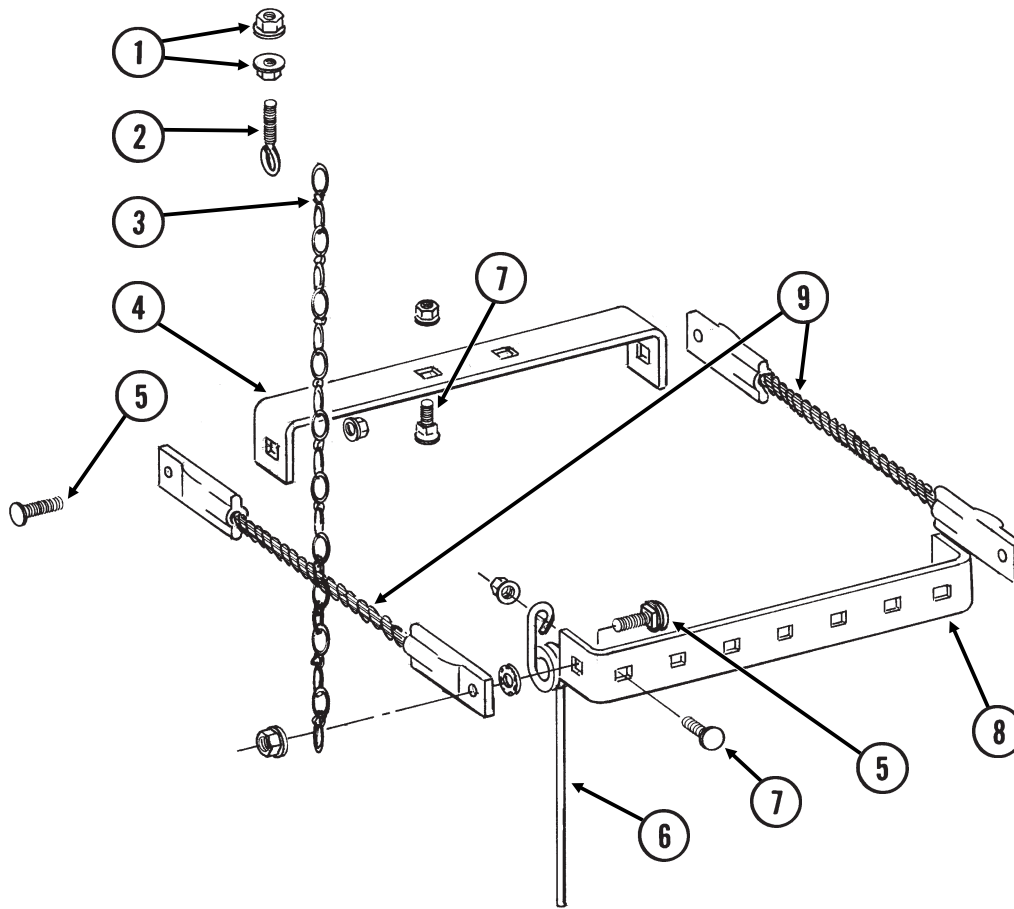
This page left blank intentionally.

RUA061/RUA073(RU101mm/RU83m)



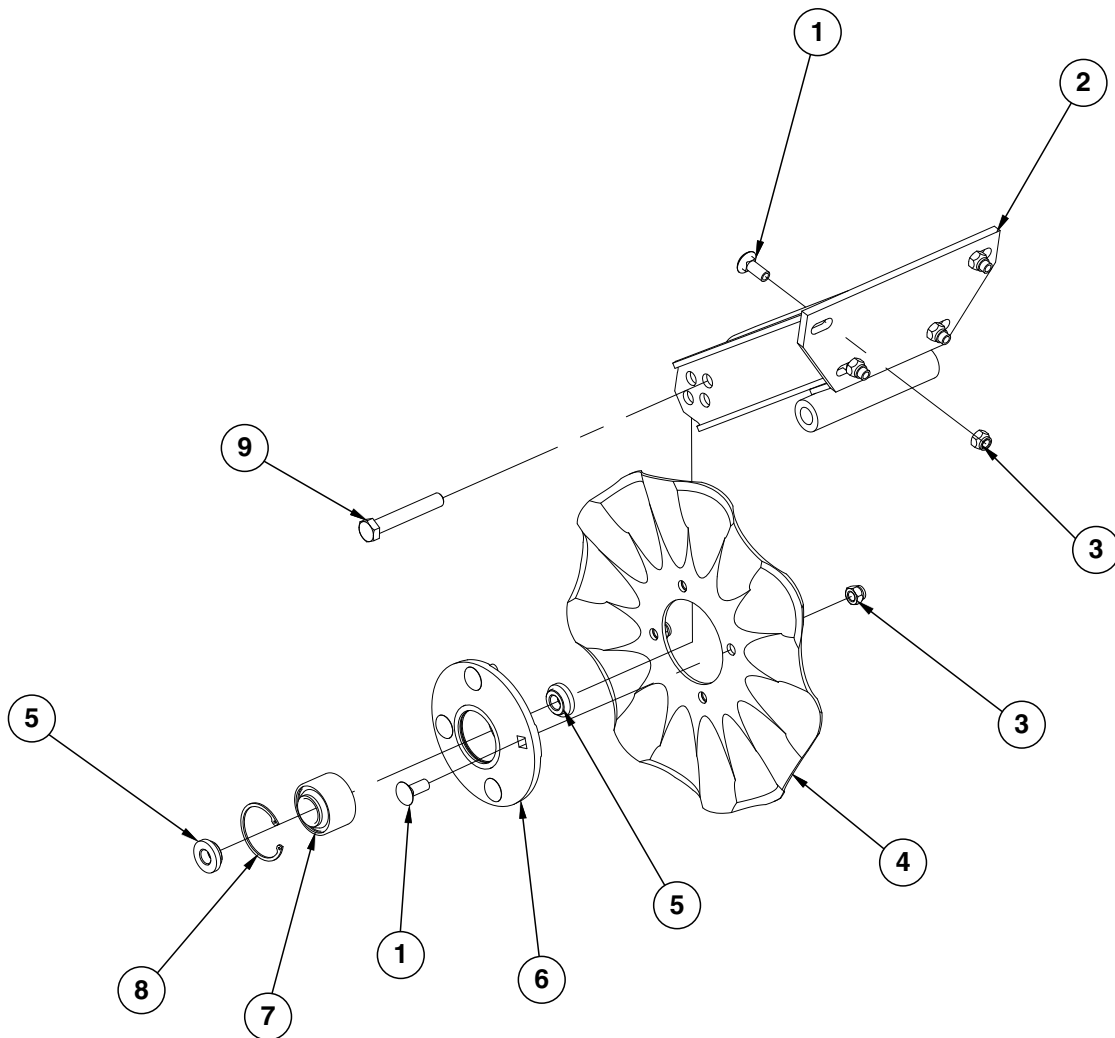
| ITEM | PART NO. | QTY. | DESCRIPTION |
|------|----------|------|--|
| 1 | GD2423 | 1 | Funnel |
| 2 | G11209 | 1 | Wire Hose Clamp, ¾" |
| 3 | GD2947 | 1 | Hose, 7/16" x 28" |
| 4 | G10523 | 1 | Slotted Pan Head Self-Tapping Screw, No. 10 x ½" |
| | G10621 | 2 | Serrated Flange Nut, ¼"-20 |
| | G10310 | 2 | Carriage Bolt, ¼"-20 x ¾", Grade 2 |
| 5 | GA6907 | 1 | Slope-Compensating Bander W/Hardware (4½" Band Width) |
| | G10864 | 1 | Uni-Clamp (Included W/GA6907) |
| | G10757 | 2 | Pan Head Screw, No. 10-32 x 1¼" (Included W/GA6907) |
| | G10758 | 2 | Hex Nut, No. 10-32 (Included W/GA6907) |
| 6 | GD10963 | 1 | U-Bolt, 1½" x 1⅝" x ¼"-20 |
| | G11385 | 2 | Flat Washer, ¼" SAE |
| | G10110 | 2 | Lock Nut, ¼"-20, Grade B |
| 7 | GD10984 | 1 | Spacer |
| 8 | GD1115L | - | Hanger Bracket, L.H. |
| 9 | G10452 | - | Cotter Pin, ⅛" x ½" |
| 10 | GD1115R | - | Hanger Bracket, R.H. |
| 11 | G10310 | - | Carriage Bolt, ¼"-20 x ¾", Grade 2 |
| | G10227 | - | Lock Washer, ¼" |
| | G10103 | - | Hex Nut, ¼"-20 |
| 12 | GD1116 | - | Hanger |
| 13 | GA2075 | - | Diffuser, 14" Band |
| 14 | G10306 | - | Carriage Bolt, ⅜"-16 x 2" |
| | G10229 | - | Lock Washer, ⅜" |
| | G10101 | - | Hex Nut, ⅜"-16 |
| 15 | GD1118 | - | Clamp |
| 16 | G10315 | 1 | Carriage Bolt, ½"-13 x 2½" (Replaces Existing ½" x 2¼" Hardware) |
| 17 | GA6741 | 1 | Bracket (Straight Drop In-Furrow) |
| 18 | G1K385 | - | Bander Shield Kit W/Hardware and Instruction |
| | G10003 | 1 | Hex Head Cap Screw, ⅜"-16 x 1½" (Included W/G1K385) |
| | G11387 | 1 | Flat Washer, ⅜" SAE (Included W/G1K385) |

RUA055(RU95)



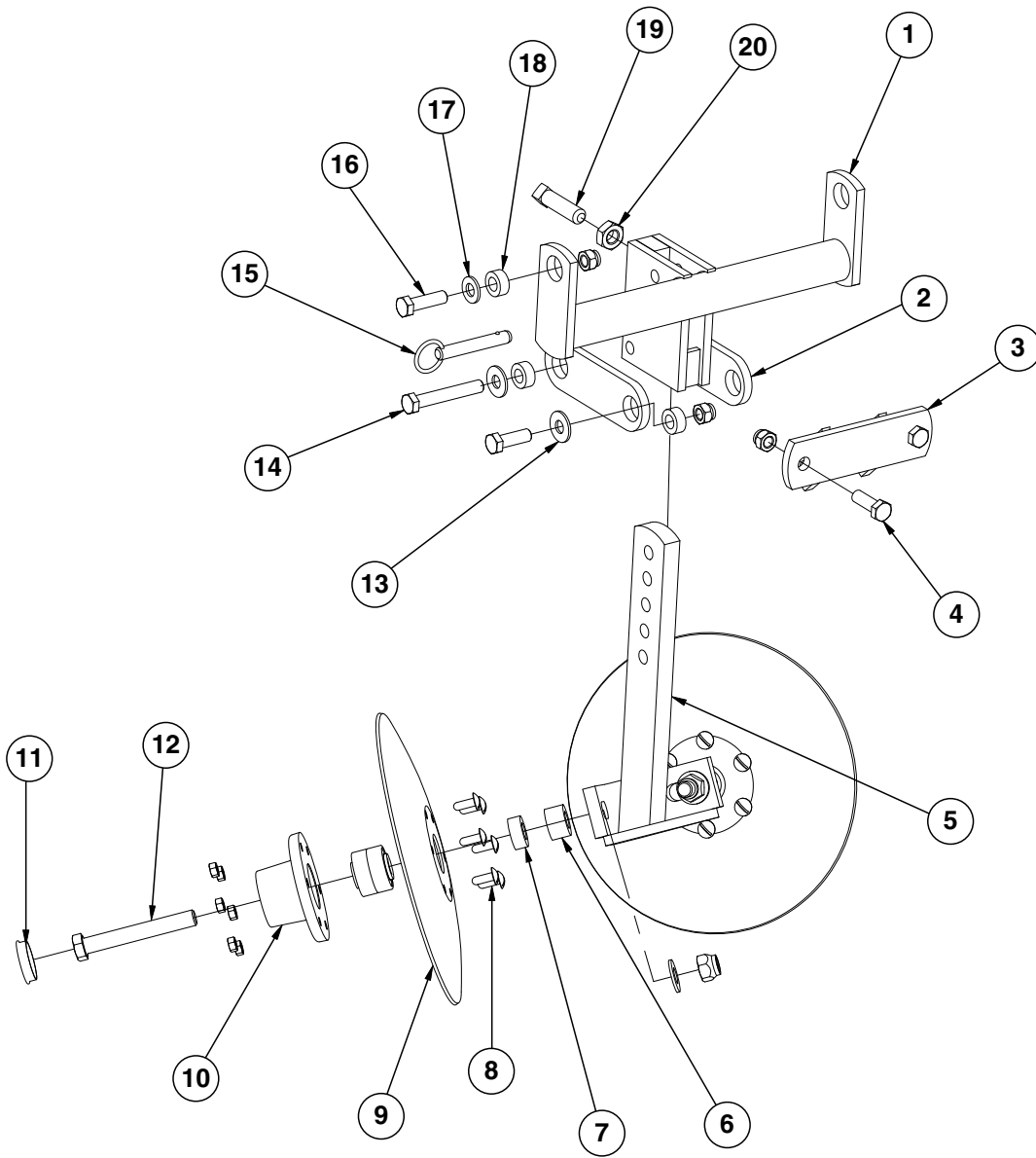
| ITEM | PART NO. | QTY. (Per Row) | DESCRIPTION |
|------|----------|-------------------|----------------------------------|
| 1 | G10621 | 4 | Serrated Flange Nut, 1/4"-20 |
| 2 | GD2460 | 2 | Eyebolt, 1/4"-20 |
| 3 | G3305-01 | 2 | Twin Loop Chain, 9 Links |
| 4 | GD1143 | 1 | Front Bracket |
| 5 | G10305 | 4 | Carriage Bolt, 3/8"-16 x 1" |
| | G10529 | 4 | External Tooth Lock Washer, 3/8" |
| | G10622 | 4 | Serrated Flange Nut, 3/8"-16 |
| 6 | GD1145 | 7 | Spring Tooth |
| 7 | G10305 | 9 | Carriage Bolt, 3/8"-16 x 1" |
| | G10622 | 9 | Serrated Flange Nut, 3/8"-16 |
| 8 | GD1144 | 1 | Rear Bracket |
| 9 | GA2094 | 2 | Cable Assembly |

(IP1279)



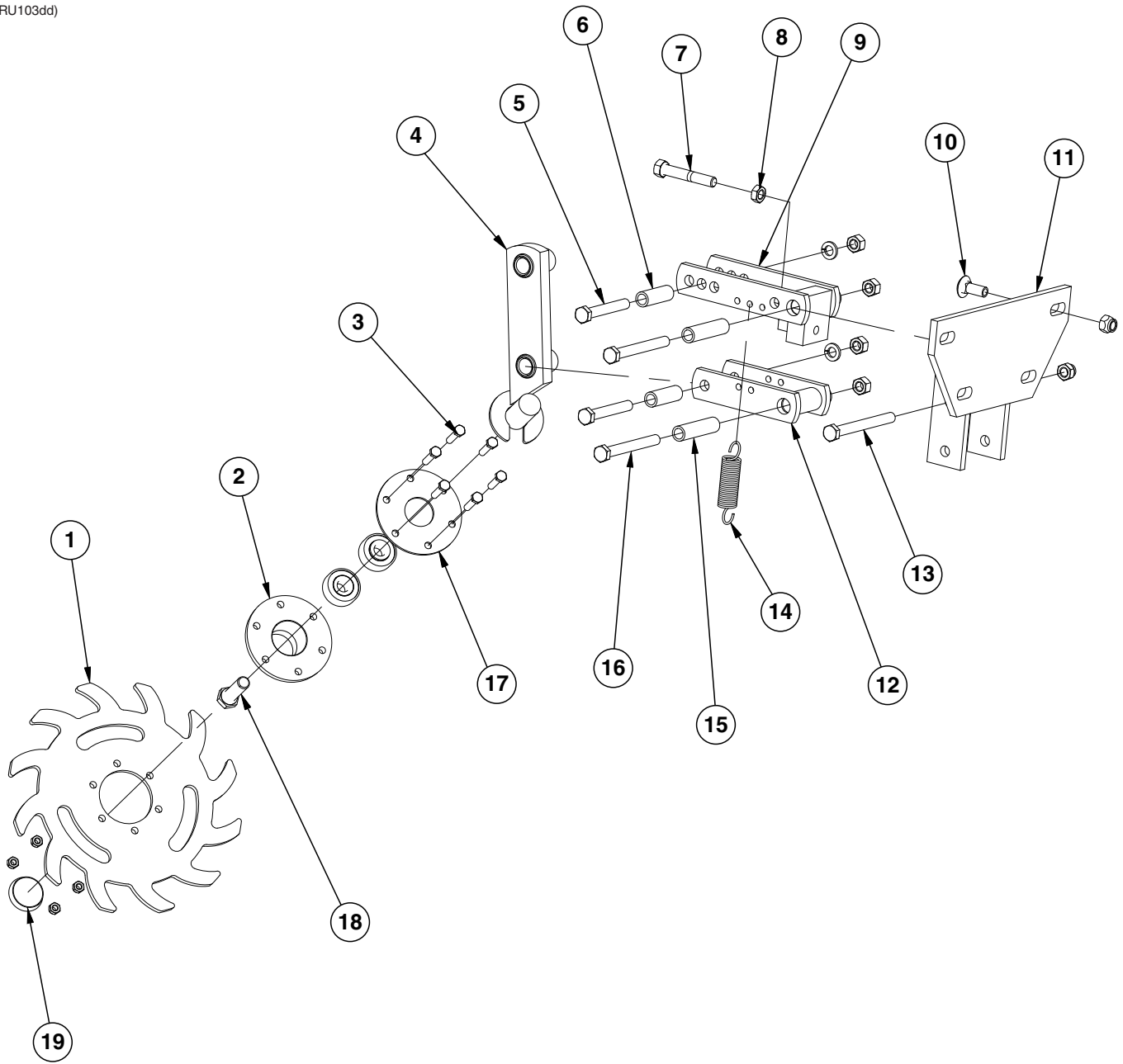
| ITEM | PART NO. | QTY. (Per Row) | DESCRIPTION |
|------|----------|-------------------|---|
| 1 | G10574 | 8 | Carriage Bolt, 1/2"-13 x 1 1/4" |
| 2 | GA24239 | 1 | Arm |
| 3 | G10111 | 8 | Lock Nut, 1/2"-13 |
| 4 | GD7803 | 1 | Disc Blade, Fluted, 1", 8 Flutes (Shown) |
| | GD7804 | - | Disc Blade, Bubbled, 1" |
| | GD9254 | - | Disc Blade, Fluted, 3/4", 13 Flutes |
| 5 | GD11677 | 2 | Adapter |
| 6 | GA8641 | 1 | Hub W/Bearing And Retaining Ring (Includes items 7 and 8) |
| 7 | GA8603 | 1 | Bearing, Double Row |
| 8 | GD19292 | 1 | Retaining Ring (Square), 27/16" |
| 9 | G10036 | 1 | Hex Head Cap Screw, 5/8"-11 x 4" |
| | G10107 | 1 | Lock Nut, 5/8"-11 |

(IP1284)



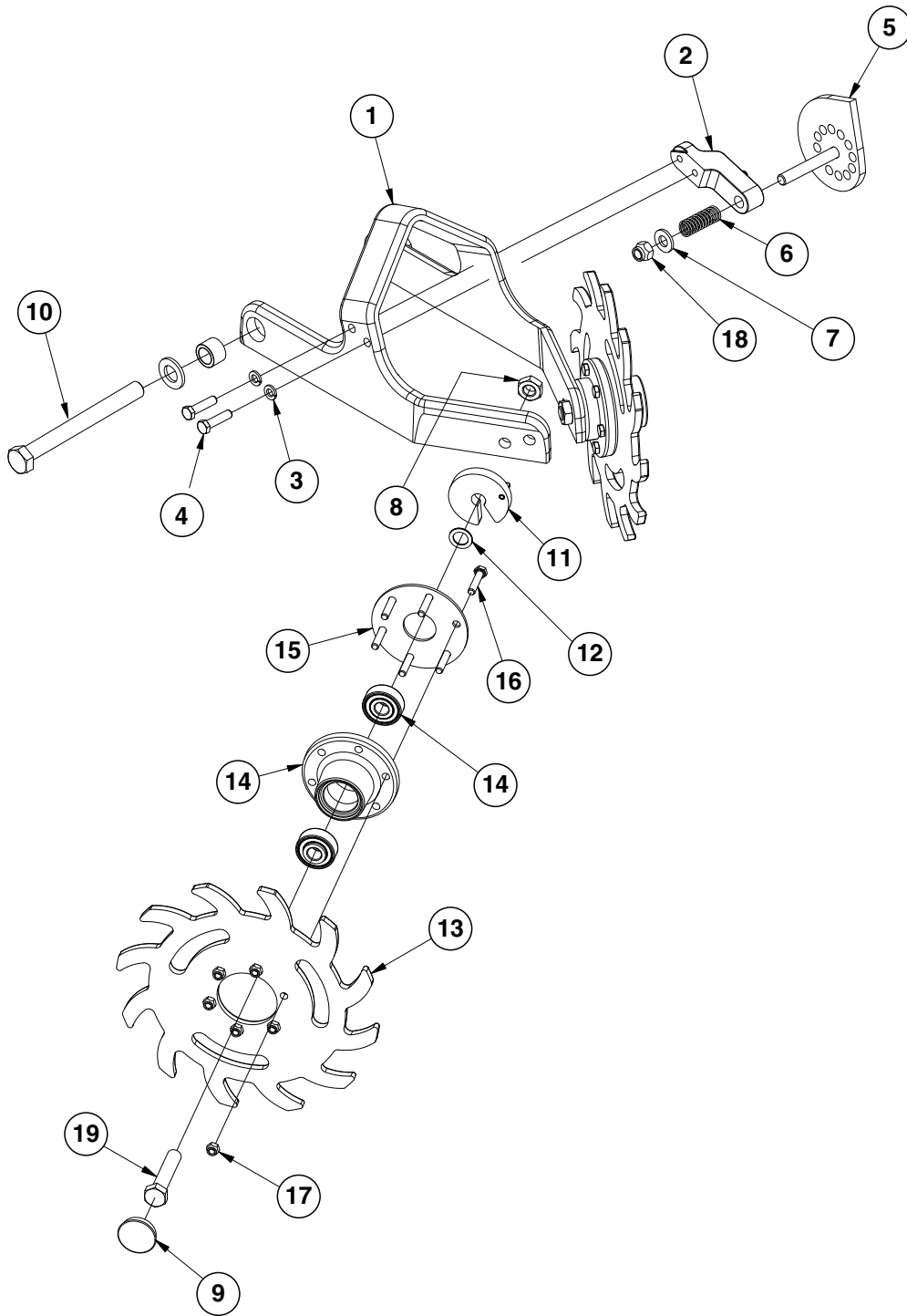
| ITEM | PART NO. | QTY. (Per Row) | DESCRIPTION |
|------|-----------|-------------------|---|
| 1 | GA5719 | 1 | Mounting Bracket |
| 2 | GD7890 | 2 | Link |
| 3 | GA5715 | 1 | Anchor |
| 4 | G10017 | 2 | Hex Head Cap Screw, 1/2"-13 x 1 1/2" |
| | G10111 | 2 | Lock Nut, 1/2"-13 |
| 5 | GA5718 | 1 | Support Arm |
| 6 | GD7817-01 | 2 | Spacer, 1 1/16" I.D. x 3/4" Long |
| 7 | GD7817-04 | 2 | Spacer, 1 1/16" I.D. x 1/2" Long |
| 8 | G10572 | 12 | Truss Head Slotted Machine Screw, 5/16"-18 x 7/8" |
| | G10106 | 12 | Hex Nut, 5/16"-18 |
| 9 | GD7823 | - | Disc Blade, Solid, 12" (Shown) |
| | GD8307 | - | Disc Blade, Notched, 12" |
| 10 | GA5654 | 2 | Hub W/Bearings |
| | GA2014 | - | Bearing (Included W/GA5654) |
| 11 | GD1132 | 2 | Dust Cap |
| 12 | G10318 | 2 | Hex Head Cap Screw, 5/8"-11 x 4 1/2" |
| | G10107 | 2 | Lock Nut, 5/8"-11 |
| | G11391 | 2 | Flat Washer, 5/8" SAE |
| 13 | G11389 | 2 | Flat Washer, 1/2" SAE |
| | G10017 | 2 | Hex Head Cap Screw, 1/2"-13 x 1 1/2" |
| | G10111 | 2 | Lock Nut, 1/2"-13 |
| 14 | G10585 | 1 | Hex Head Cap Screw, 1/2"-13 x 3 1/4" |
| | G11389 | 2 | Flat Washer, 1/2" SAE |
| | G10111 | 1 | Lock Nut, 1/2"-13 |
| 15 | G10536 | 1 | Detent Pin, 1/2" x 2 1/2" Grip |
| 16 | G10039 | 2 | Hex Head Cap Screw, 1/2"-13 x 1 3/4" |
| | G10111 | 2 | Lock Nut, 1/2"-13 |
| 17 | G11389 | 2 | Flat Washer, 1/2" SAE |
| 18 | GD7889 | 6 | Bushing, 1" O.D. x 9/16" I.D. x 7/16" Long |
| 19 | G10597 | 1 | Square Head Set Screw, 5/8"-11 x 2 1/4" |
| 20 | G10503 | 1 | Hex Jam Nut, 5/8"-11, Grade 2 |

(RU103dd)



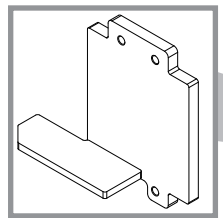
| ITEM | PART NO. | QTY. (Per Row) | DESCRIPTION |
|------|----------------------------|-------------------|---|
| 1 | GB0387 | 1 | Wheel, 12 Tine, 3/8" x 12" |
| 2 | GA5654 GA2014 | 1 - | Hub W/Bearings Bearing |
| 3 | G10133 G10109 | 6 6 | Hex Head Cap Screw, 5/16"-18 x 1 1/2" Lock Nut, 5/16"-18, Grade 8 |
| 4 | GA6838 | 1 | Wheel Mount |
| 5 | G10033 G10228 G10102 | 2 2 2 | Hex Head Cap Screw, 1/2"-13 x 3 1/2" Lock Washer, 1/2" Hex Nut, 1/2"-13 |
| 6 | GD9720 | 2 | Spacer, 1/2" x 2 3/16" Long |
| 7 | G10371 | 1 | Hex Head Cap Screw, 1/2"-13 x 3", Full Thread |
| 8 | G10501 | 1 | Hex Jam Nut, 1/2"-13, Grade 2 |
| 9 | GA6833 | 1 | Upper Link |
| 10 | G10574 G10111 | 4 4 | Carriage Bolt, 1/2"-13 x 1 1/4" Lock Nut, 1/2"-13 |
| 11 | GA6832 | 1 | Mount |
| 12 | GA6834 | 1 | Lower Link |
| 13 | G10348 G10111 | 1 1 | Hex Head Cap Screw, 1/2"-13 x 5" (Lockup Bolt) Lock Nut, 1/2"-13 |
| 14 | GD5857 | 2 | Spring |
| 15 | GD9715 | 2 | Spacer, 1/2" x 3" Long |
| 16 | G10045 G10228 G10102 | 2 2 2 | Hex Head Cap Screw, 1/2"-13 x 4 1/2" Lock Washer, 1/2" Hex Nut, 1/2"-13 |
| 17 | GD9724 | 1 | Backing Plate |
| 18 | G10006 | 1 | Hex Head Cap Screw, 5/8"-11 x 2 1/4" |
| 19 | GD1132 | 1 | Dust Cap |
| A | GA12236 | - | Wheel Assembly, 12 Tine, R.H. (Items 1-3 and 18) |

(IP1468)

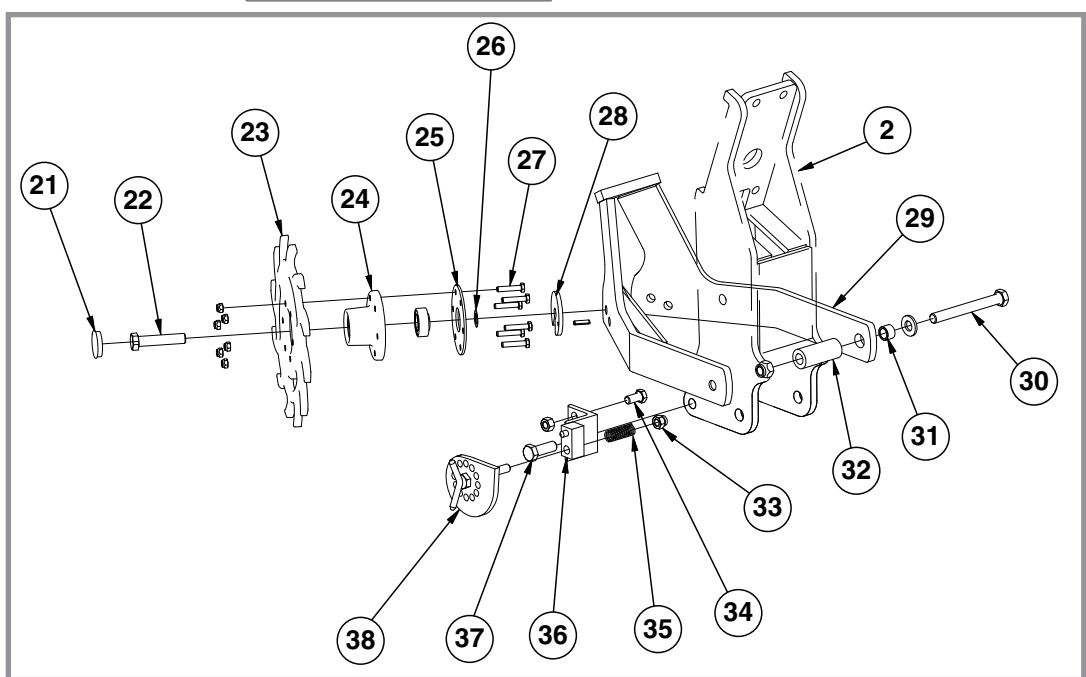
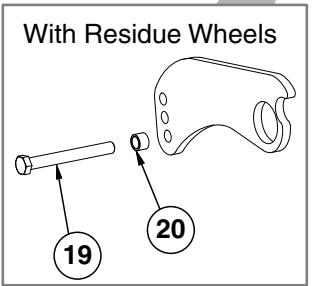
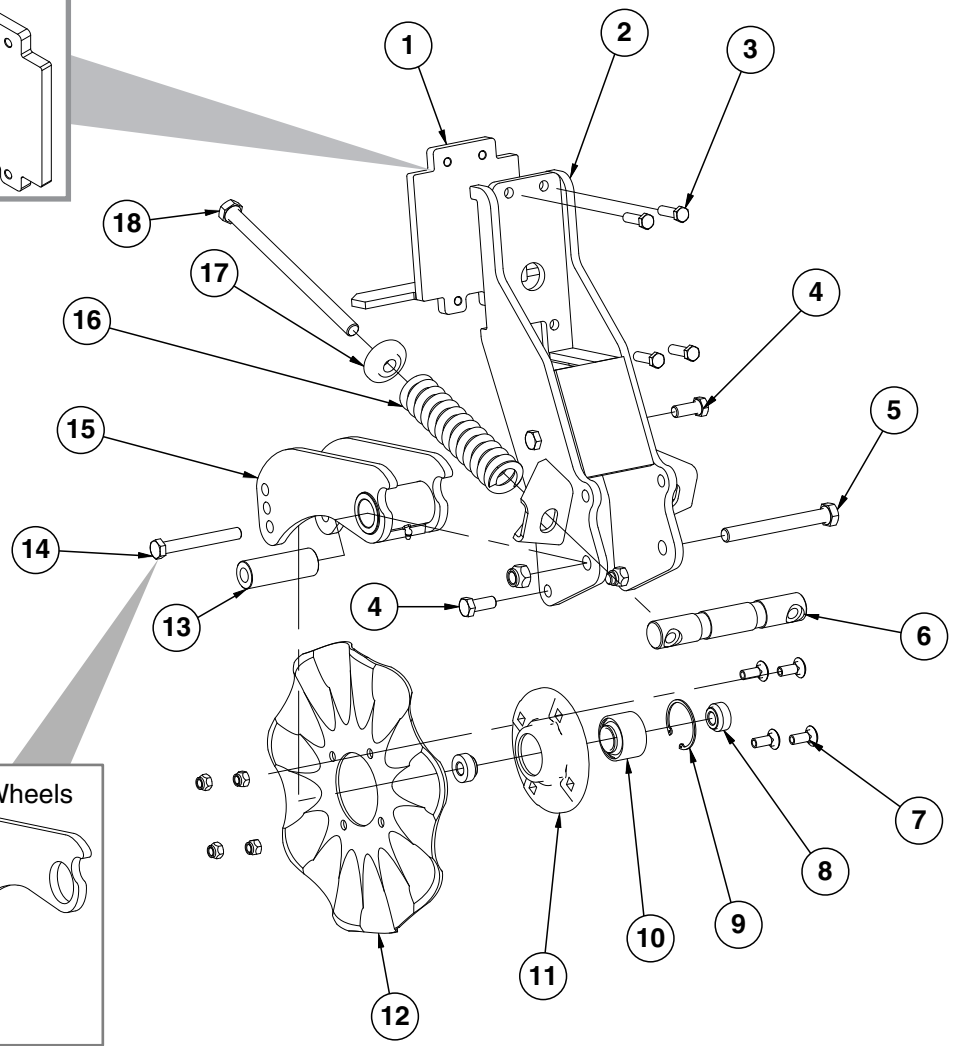


| ITEM | PART NO. | QTY. (Per Row) | DESCRIPTION |
|------|----------|-------------------|--|
| 1 | GB0464 | 1 | Residue Wheel Mount |
| 2 | GD26973 | 1 | Cam Locking Pin |
| 3 | G10229 | 2 | Lock Washer, 3/8" |
| 4 | G10004 | 2 | Hex Head Cap Screw, 3/8"-16 x 1 1/4" |
| 5 | GA14251 | 1 | Cam |
| 6 | GD10519 | 1 | Spring |
| 7 | G11389 | 1 | Flat Washer, 1/2" Plated SAE |
| 8 | G10503 | 2 | Hex Jam Nut, 5/8"-11, Grade 2 |
| 9 | GD1132 | 2 | Dust Cap |
| 10 | G11236 | 1 | Hex Head Cap Screw, 3/4"-10 x 10 1/2" |
| | G11392 | 2 | Flat Washer, 3/4" SAE |
| | GB0383 | 2 | Bushing, 1 1/8" O.D. x 25/32" I.D. x 3/4" Long |
| | G11228 | 1 | Lock Nut, 3/4"-10 |
| 11 | GA8760 | 2 | Weed Guard W/Spring Pin |
| | G10765 | - | Spring Pin, 1/4" x 1" (Included W/GA8760) |
| 12 | GD30725 | 4 | Machine Bushing, 5/8" (.030" Thick) |
| 13 | GB0387 | 2 | Wheel, 12 Tine, 3/8" x 12" |
| 14 | GA5654 | 2 | Hub W/Bearings |
| | GA2014 | - | Bearing (Included W/GA5654) |
| 15 | GD9724 | 2 | Backing Plate |
| 16 | G10133 | 12 | Hex Head Cap Screw, 5/16"-18 x 1 1/2" |
| 17 | G10109 | 12 | Lock Nut, 5/16"-18, Grade 8 |
| 18 | G10974 | 1 | Lock Nut W/Nylon Insert, 1/2"-13 |
| 19 | G10010 | 2 | Hex Head Cap Screw, 5/8"-11 x 3" |
| A | GA12235 | - | L.H. Residue Wheel (Items 13-17) |
| B | GA12236 | - | R.H. Residue Wheel (Items 13-17) |

(IP1292/IP1294)

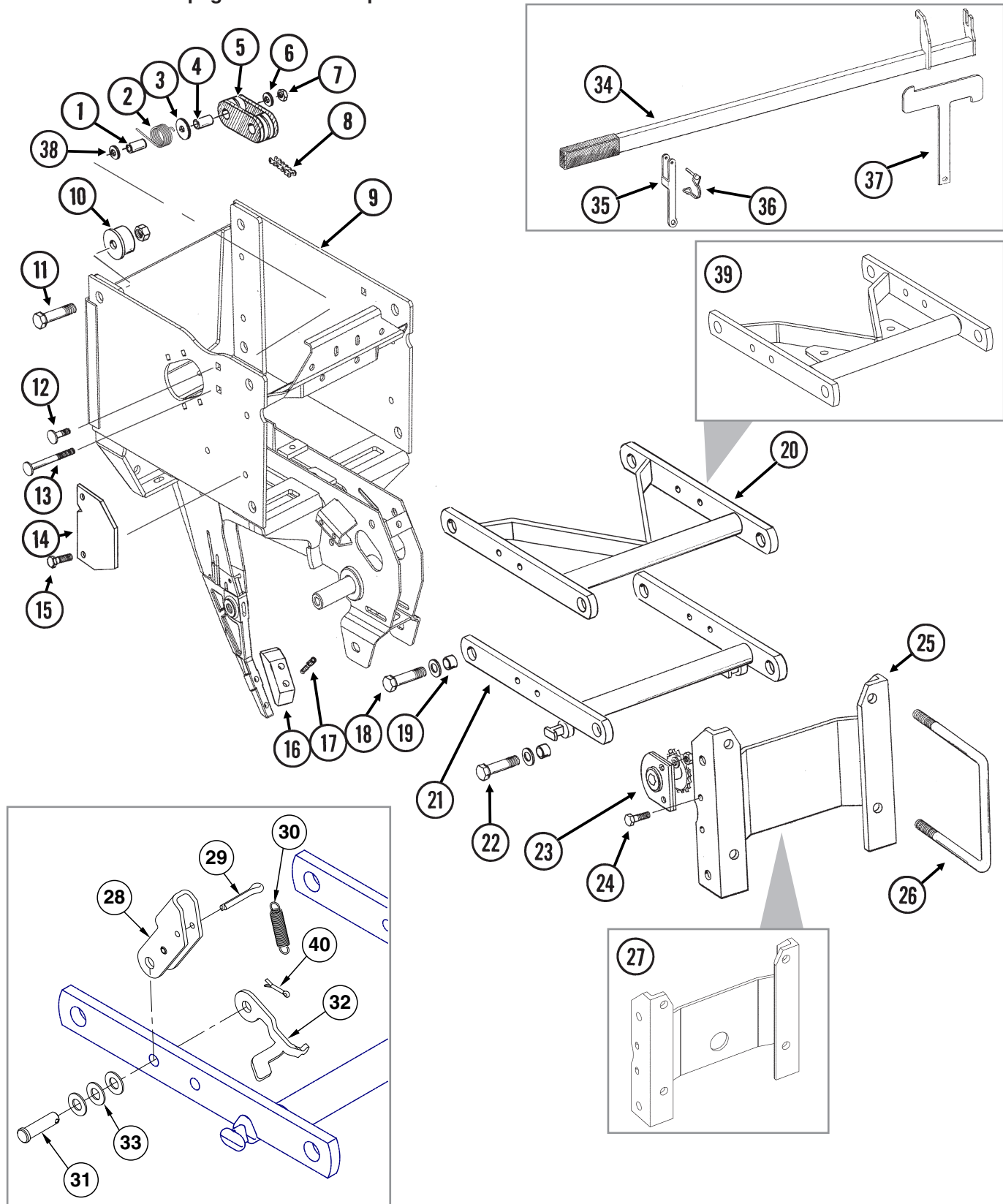


NOTE: Four center row units require special mount and extension brackets when using Frame Mounted Coultter W/Residue Wheels. See ["Parallel Arms, Mounting Support Plate, and Quick Adjustable Down Force Springs"](#) on page P4.



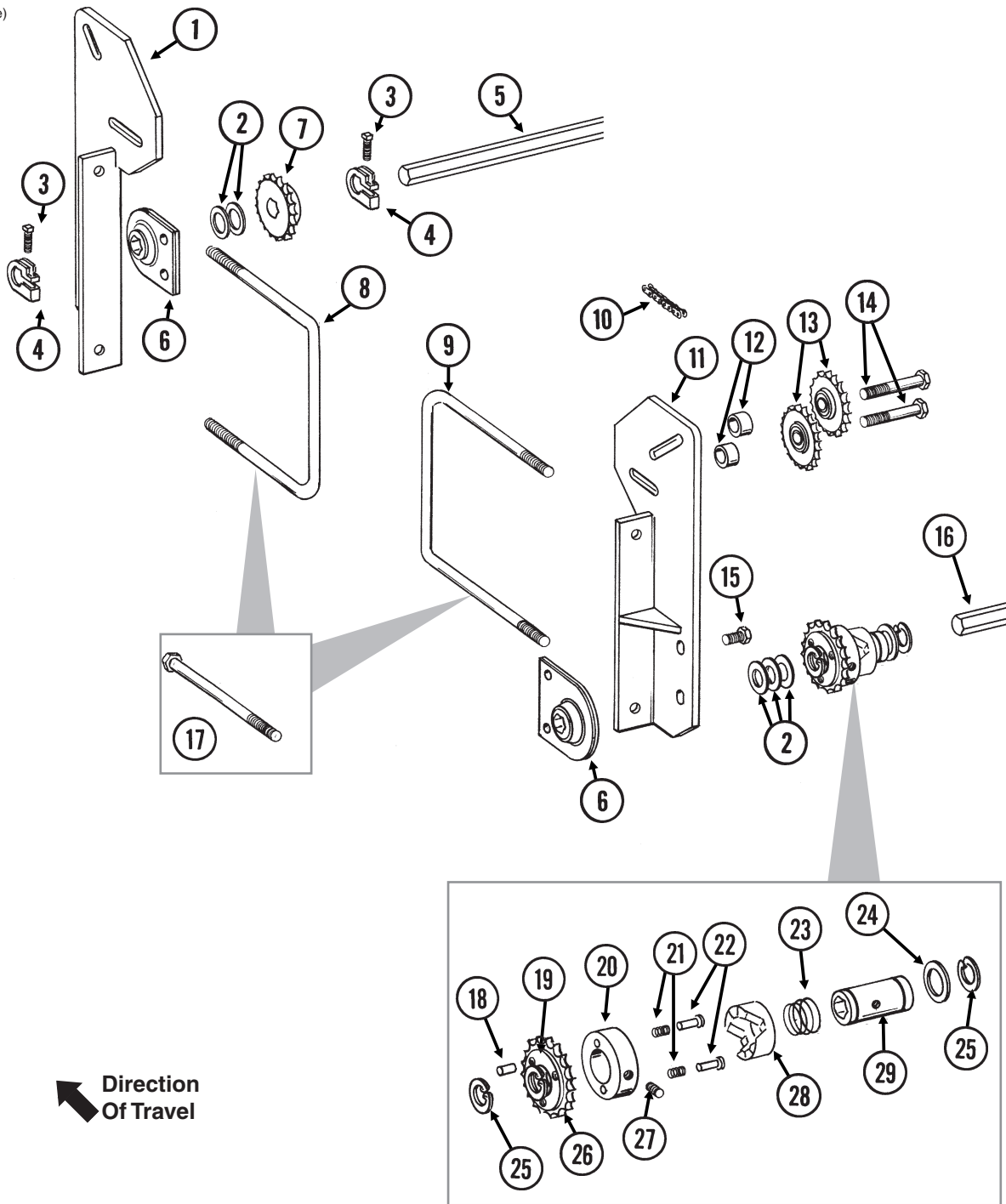
| ITEM | PART NO. | QTY. (Per Row) | DESCRIPTION |
|------|----------|-------------------|--|
| 1 | GA9844 | 1 | Plate W/Angle |
| 2 | GA9131 | 1 | Coulter Frame |
| 3 | G10039 | 4 | Hex Head Cap Screw, 1/2"-13 x 1 3/4" |
| 4 | G10007 | 4 | Hex Head Cap Screw, 5/8"-11 x 1 1/2" |
| | G10107 | 4 | Lock Nut, 5/8"-11 |
| 5 | G10400 | 1 | Hex Head Cap Screw, 3/4"-10 x 6 1/2" |
| | G10112 | 1 | Lock Nut, 3/4"-10 |
| 6 | GD12826 | 1 | Spring Anchor Bar |
| 7 | G10574 | 4 | Carriage Bolt, 1/2"-13 x 1 1/4" |
| | G10111 | 4 | Lock Nut, 1/2"-13 |
| 8 | GD12827 | 2 | Adapter |
| 9 | GD19292 | 1 | Retaining Ring, 27/16" |
| 10 | GA8603 | 1 | Bearing, Double Row |
| 11 | GB0291 | 1 | Coulter Hub |
| 12 | GD7803 | 1 | Disc Blade, Fluted, 1", 8 Flutes (Shown) |
| | GD7804 | - | Disc Blade, Bubbled, 1" |
| | GD9254 | - | Disc Blade, Fluted, 3/4", 13 Flutes |
| 13 | GD12829 | 1 | Sleeve |
| 14 | G10046 | 1 | Hex Head Cap Screw, 5/8"-11 x 5" |
| | G10107 | 1 | Lock Nut, 5/8"-11 |
| 15 | GA9845 | 1 | Coulter Arm W/Grease Fitting |
| | G10643 | - | Grease Fitting, 45°, 1/4"-28 (Included W/GA9845) |
| 16 | GD12817 | 2 | Compression Spring |
| 17 | GB0213 | 2 | Spring Seat |
| 18 | G11010 | 2 | Hex Head Cap Screw, 3/4"-10 x 12" |
| 19 | G10011 | 1 | Hex Head Cap Screw, 5/8"-11 x 5 1/2" |
| 20 | GB0218 | 1 | Bushing, 2 1/32" I.D. x 7/8" O.D. x 1 9/32" Long |
| 21 | GD1132 | 2 | Dust Cap |
| 22 | G10010 | 2 | Hex Head Cap Screw, 5/8"-11 x 3" |
| | G10503 | 2 | Hex Jam Nut, 5/8"-11, Grade 2 |
| 23 | GB0387 | 2 | Wheel, 12 Tine, 3/8" x 12" |
| 24 | GA5654 | 2 | Hub W/Bearings |
| | GA2014 | 2 | Bearing (Included W/GA5654) |
| 25 | GD9724 | 2 | Backing Plate |
| 26 | G10213 | 2 | Machine Bushing, 5/8" (.030" Thick) |
| 27 | G10133 | 12 | Hex Head Cap Screw, 5/16"-18 x 1 1/2" |
| | G10109 | 12 | Lock Nut, 5/16"-18, Grade 8 |
| 28 | GA9862 | 2 | Weed Guard W/Spring Pin |
| | G10765 | 1 | Spring Pin, 1/4" x 1" (Included W/GA9862) |
| 29 | GA9865 | 1 | Mount |
| 30 | G10011 | 2 | Hex Head Cap Screw, 5/8"-11 x 5 1/2" |
| | G11391 | 2 | Flat Washer, 5/8" SAE |
| | G10730 | 2 | Lock Nut W/Nylon Insert, 5/8"-11 |
| 31 | GB0218 | 2 | Bushing, 2 1/32" I.D. x 7/8" O.D. x 1 9/32" Long |
| 32 | GD14170 | 2 | Sleeve, 3" |
| 34 | G10014 | 1 | Hex Head Cap Screw, 1/2"-13 x 1" |
| | G10102 | 1 | Hex Nut, 1/2"-13 |
| 33 | G10974 | 1 | Lock Nut W/Nylon Insert, 1/2"-13 |
| 35 | GD10519 | 1 | Spring |
| 36 | GA15312 | 1 | Support |
| 37 | G10005 | 1 | Hex Head Cap Screw, 5/8"-11 x 1 3/4" |
| | G10107 | 1 | Lock Nut, 5/8"-11 |
| 38 | GA9861 | 1 | Cam |
| A | GA12236 | - | Wheel Assembly, 12 Tine, R.H. (Items 23-25 and 27) (Shown) |
| | GA12235 | - | Wheel Assembly, 12 Tine, L.H. (Items 23-25 and 27) |
| B | GA8641 | 1 | Hub W/Bearing And Retaining Ring (Items 9-11) |

NOTE: Push row units use the same seed tube, row unit depth adjustment components, quick adjustable down force springs, 15" opener disc blades, gauge wheels, closing wheels, meter drive and seed hopper as the pull row unit. See those pages for common parts.

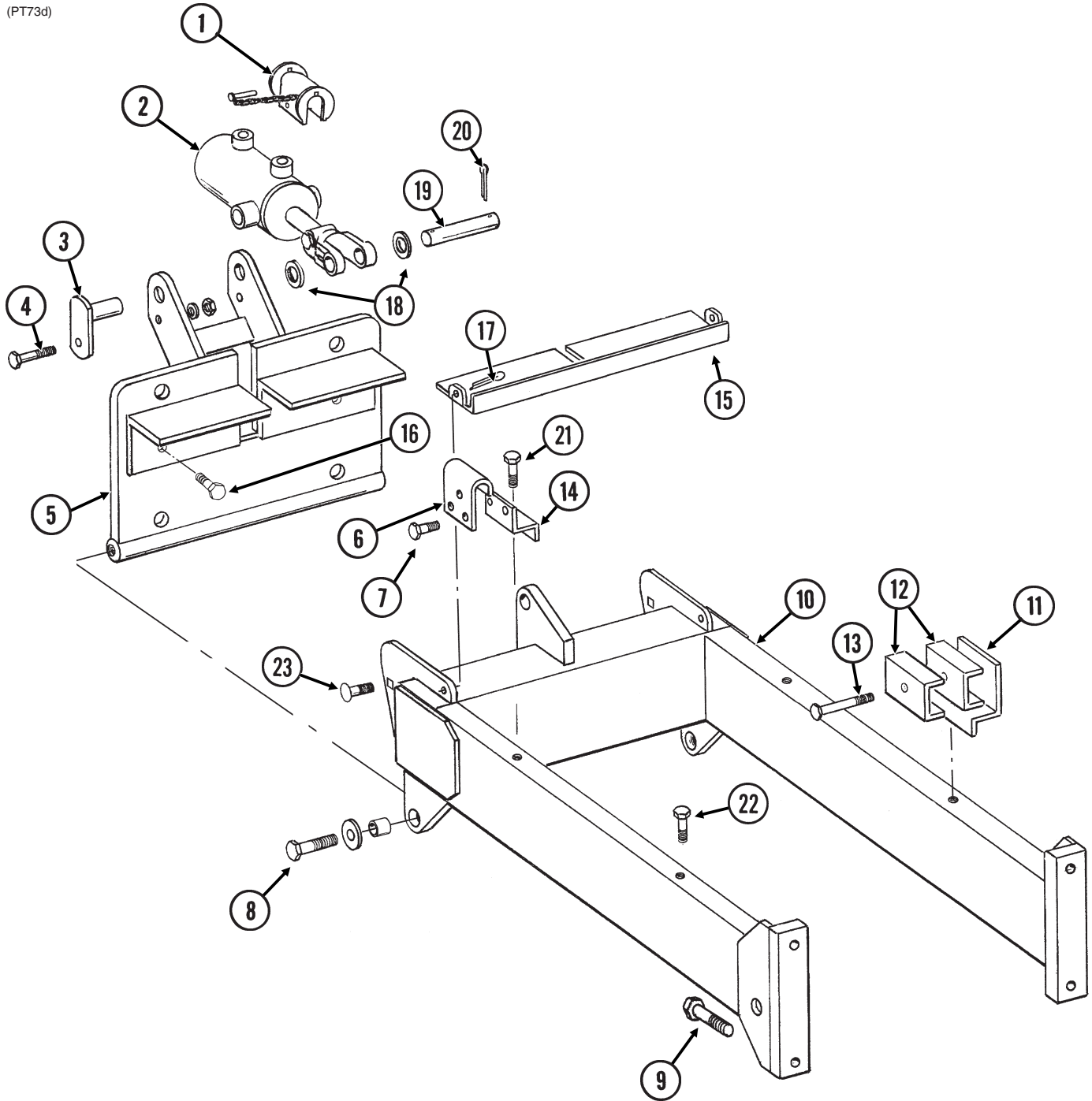


| ITEM | PART NO. | QTY. (Per Row) | DESCRIPTION |
|------|-----------|-------------------|---|
| 1 | GD1026 | 1 | Sleeve, 1 $\frac{3}{16}$ " Long |
| 2 | GD11218 | 1 | Spring |
| 3 | G10201 | 1 | Special Washer, $\frac{3}{8}$ " x 1 $\frac{1}{2}$ " O.D. |
| 4 | GD8893-01 | 1 | Sleeve, 1 $\frac{3}{8}$ " Long |
| 5 | GB0968 | 1 | Idler |
| 6 | G11387 | 1 | Flat Washer, $\frac{3}{8}$ " SAE |
| 7 | G10108 | 1 | Lock Nut, $\frac{3}{8}$ "-16 |
| 8 | G3303-96 | 1 | Chain, No. 41, 96 Pitch Including Connector Link |
| | GR0196 | 1 | Connector Link, No. 41 |
| 9 | GA25181 | - | Push Row Unit Shank |
| 10 | GB0314 | 2 | Hopper Mount |
| 11 | G10751 | 2 | Hex Head Cap Screw, $\frac{5}{8}$ "-18 x 1 $\frac{3}{4}$ " |
| | G11514 | 2 | Lock Nut, $\frac{5}{8}$ "-18 |
| 12 | G10599 | 1 | Carriage Bolt, $\frac{3}{8}$ "-16 x 1 $\frac{1}{4}$ " |
| | G10101 | 1 | Hex Nut, $\frac{3}{8}$ "-16 |
| | G10108 | 1 | Lock Nut, $\frac{3}{8}$ "-16 |
| 13 | G10307 | 1 | Carriage Bolt, $\frac{3}{8}$ "-16 x 3 $\frac{1}{2}$ " |
| 14 | GD10867 | 2 | Stop |
| 15 | G10004 | 4 | Hex Head Cap Screw, $\frac{3}{8}$ "-16 x 1 $\frac{1}{4}$ " |
| | G10108 | 4 | Lock Nut, $\frac{3}{8}$ "-16 |
| 16 | GB0301 | 1 | Seed Tube Guard/Inner Scraper |
| 17 | G10912 | 2 | Hex Socket Head Cap Screw, $\frac{5}{16}$ "-18 x 1", Grade 8 |
| 18 | G10751 | 4 | Hex Head Cap Screw, $\frac{5}{8}$ "-18 x 1 $\frac{3}{4}$ " |
| | G11391 | 4 | Flat Washer, $\frac{5}{8}$ " SAE |
| | G11514 | 4 | Lock Nut, $\frac{5}{8}$ "-18 |
| 19 | GB0218 | 8 | Bushing, $2\frac{1}{32}$ " I.D. x $\frac{7}{8}$ " O.D. x $1\frac{9}{32}$ " Long |
| 20 | GA8930 | - | Upper Arm |
| 21 | GA5787 | 1 | Lower Arm |
| 22 | G10732 | 4 | Hex Head Cap Screw, $\frac{5}{8}$ "-18 x 2" |
| | G11391 | 4 | Flat Washer, $\frac{5}{8}$ " SAE |
| | G11514 | 4 | Lock Nut, $\frac{5}{8}$ "-18 |
| 23 | GA1720 | 1 | Bearing/Sprocket, $\frac{7}{8}$ " Hex Bore |
| 24 | G10004 | 2 | Hex Head Cap Screw, $\frac{3}{8}$ "-16 x 1 $\frac{1}{4}$ " |
| | G11091 | 2 | Serrated Flange Nut, $\frac{3}{8}$ "-16 |
| 25 | GA5786 | 1 | Mounting Plate |
| 26 | GD1114 | 2 | U-Bolt, 7" x 7" x $\frac{5}{8}$ "-11 |
| | GD1113 | - | U-Bolt, 5" x 7" x $\frac{5}{8}$ "-11 |
| | G10230 | 4 | Lock Washer, $\frac{5}{8}$ " |
| | G10104 | 4 | Hex Nut, $\frac{5}{8}$ "-11 |
| 27 | GA11971 | - | Mounting Plate |
| 28 | GD11264 | 1 | Lockup |
| | G10718 | 1 | Spring Pin, $\frac{5}{16}$ " x 1 $\frac{1}{8}$ " |
| 29 | G10463 | 1 | Cotter Pin, $\frac{1}{4}$ " x 1 $\frac{1}{2}$ " |
| 30 | GD25569 | 1 | Spring |
| 31 | G10284 | 1 | Clevis Pin, $\frac{1}{2}$ " x 1 $\frac{1}{2}$ " |
| 32 | GD25568 | 1 | Spring Mount Tab, L.H. |
| | GD29459 | 1 | Spring Mount Tab, R.H. |
| 33 | G10216 | 3 | Washer, $\frac{1}{2}$ " USS |
| 34 | G10451 | 1 | Cotter Pin, $\frac{1}{8}$ " x 1" |
| 35 | GD35471 | 1 | Bracket (Lift Lever) |
| 36 | GD9695 | 1 | Wire Lock Pin, $\frac{1}{4}$ " x 1 $\frac{3}{4}$ " |
| 37 | GD35472 | 1 | Mount |
| 38 | G11387 | 1 | Flat Washer, $\frac{3}{8}$ " SAE |
| 39 | GA11969 | - | Upper Arm |
| A | G1K534 | - | Push Unit Lock-Up Kit, Items 28-34 (includes GD11648 - Push Unit Stop) |
| B | G1K535 | - | Push Unit Spring Lock-Up Kit, Items 28-34 |

PTD093(PT75e)

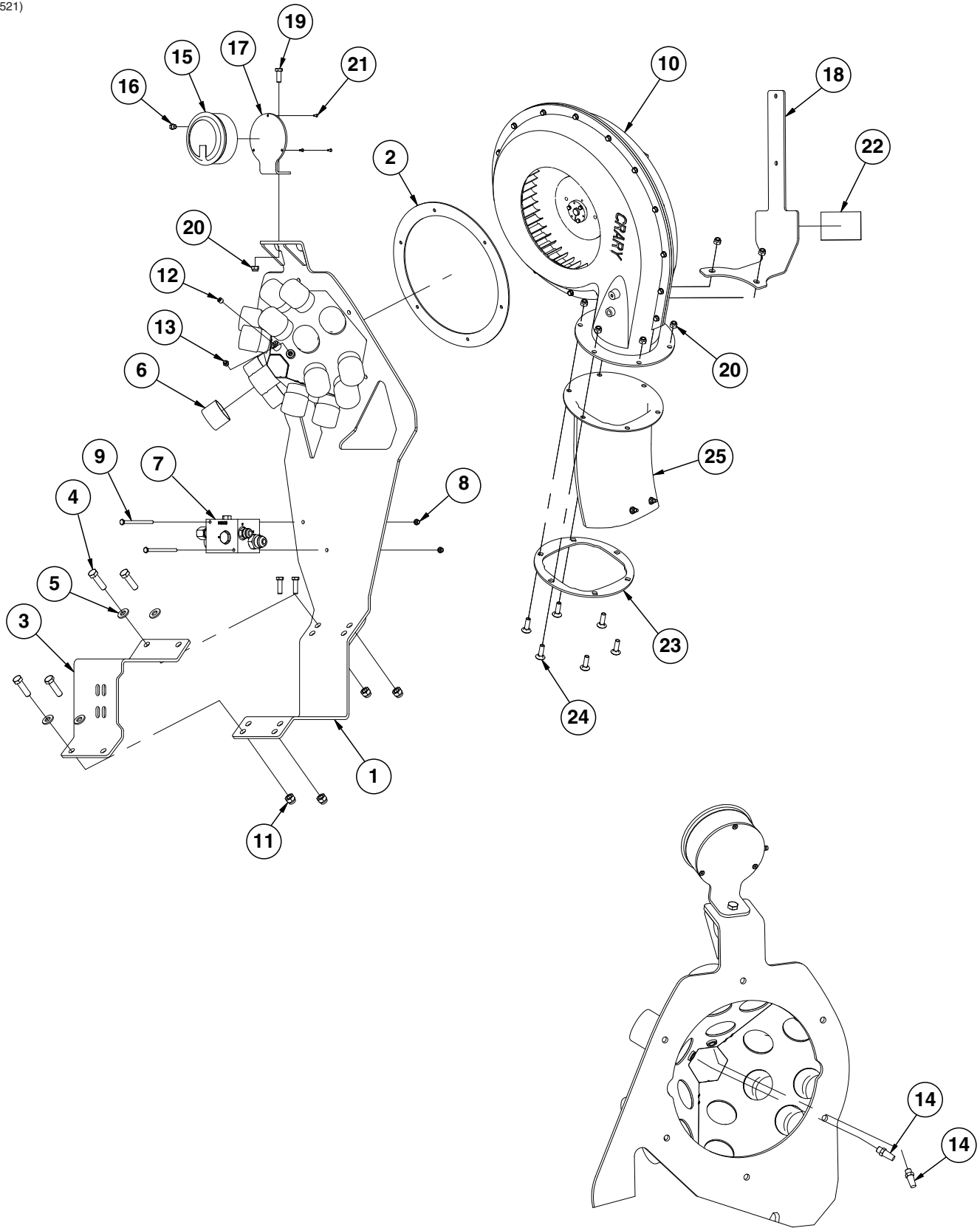


| ITEM | PART NO. | QTY. | DESCRIPTION |
|------|------------|------|---|
| 1 | GA8717 | 1 | Front Mount |
| 2 | G10233 | 5 | Machine Bushing, 1", 10 Gauge |
| 3 | G10130 | 2 | Square Head Machine Bolt, $\frac{5}{16}$ "-18 x $1\frac{3}{4}$ " |
| | G10923 | 2 | Flange Nut, $\frac{5}{16}$ "-18, No Serration |
| 4 | GD11045 | 2 | Lock Clamp |
| 5 | GD0914-152 | 1 | Hex Shaft, $\frac{7}{8}$ " x 152" (No Holes), 6 Row |
| | GD0914-205 | - | Hex Shaft, $\frac{7}{8}$ " x 205" (No Holes), 8 Row |
| 6 | GA2180 | 2 | Hanger Bearing, $\frac{7}{8}$ " Hex Bore |
| 7 | GA5107 | 1 | Sprocket, 19 Tooth |
| 8 | GD11721 | 1 | U-Bolt, 5" x 7" x $\frac{1}{2}$ "-13 (Double Frame Planters) |
| | G10228 | 2 | Lock Washer, $\frac{1}{2}$ " |
| | G10102 | 2 | Hex Nut, $\frac{1}{2}$ "-13 |
| 9 | GD7145 | 1 | U-Bolt, 7" x 7" x $\frac{1}{2}$ "-13 (Double Frame Planters) |
| | G10228 | 2 | Lock Washer, $\frac{1}{2}$ " |
| | G10102 | 2 | Hex Nut, $\frac{1}{2}$ "-13 |
| 10 | G3310-138 | 1 | Chain, No. 40, 138 Pitch Including Connector Link (Single Frame Planters) |
| | G3310-252 | - | Chain, No. 40, 252 Pitch Including Connector Link (Double Frame Planters) |
| | GR0912 | - | Connector Link, No. 40 |
| 11 | GA8716 | 1 | Rear Mount |
| 12 | GD9229 | 4 | Spacer, $1\frac{1}{4}$ " O.D. x $\frac{1}{2}$ " Long |
| 13 | GA7154 | 4 | Sprocket W/Bearing, 18 Tooth |
| 14 | G10581 | 4 | Hex Head Cap Screw, $\frac{1}{2}$ "-13 x $2\frac{1}{4}$ " |
| | G10168 | 4 | Machine Bushing, $\frac{1}{2}$ ", 7 Gauge |
| | G10228 | 4 | Lock Washer, $\frac{1}{2}$ " |
| | G10102 | 4 | Hex Nut, $\frac{1}{2}$ "-13 |
| 15 | G10001 | - | Hex Head Cap Screw, $\frac{3}{8}$ "-16 x 1" |
| | G10229 | - | Lock Washer, $\frac{3}{8}$ " |
| | G10101 | - | Hex Nut, $\frac{3}{8}$ "-16 |
| 16 | --- | - | See See "Driveline, 6 Row and 8 Row" on page P65 |
| 17 | G10909 | 2 | Hex Head Cap Screw, $\frac{1}{2}$ "-13 x 9" (Single Frame Planters) |
| | G10228 | 2 | Lock Washer, $\frac{1}{2}$ " |
| | G10102 | 2 | Hex Nut, $\frac{1}{2}$ "-13 |
| 18 | G10968 | 1 | Spring Pin, $\frac{5}{32}$ " x $\frac{7}{16}$ " |
| 19 | GR1406 | 1 | Bushing |
| 20 | GR1405 | 1 | Lock Collar |
| 21 | GR1413 | 2 | Spring |
| 22 | GR1410 | 2 | Pin |
| 23 | GR1408 | 1 | Compression Spring |
| 24 | GR1411 | 1 | Shim |
| 25 | G10496 | 2 | External Inverted Snap Ring, $1\frac{1}{2}$ " |
| 26 | GR1412 | 1 | Sprocket, 19 Tooth |
| 27 | G10535 | 1 | Hex Socket Set Screw, $\frac{3}{8}$ "-16 x $\frac{3}{4}$ " |
| 28 | GR1409 | 1 | Knurled Collar |
| 29 | GR1407 | 1 | Drive Shaft |
| A | GA8092 | - | Clutch Sprocket Assembly, 19 Tooth (Items 18-29) |
| B | G1K269 | - | Lock Clamp Kit (Items 3 and 4) |
| C | G1K331 | - | Clutch Sprocket Kit (Items 18, 19 and 26) |



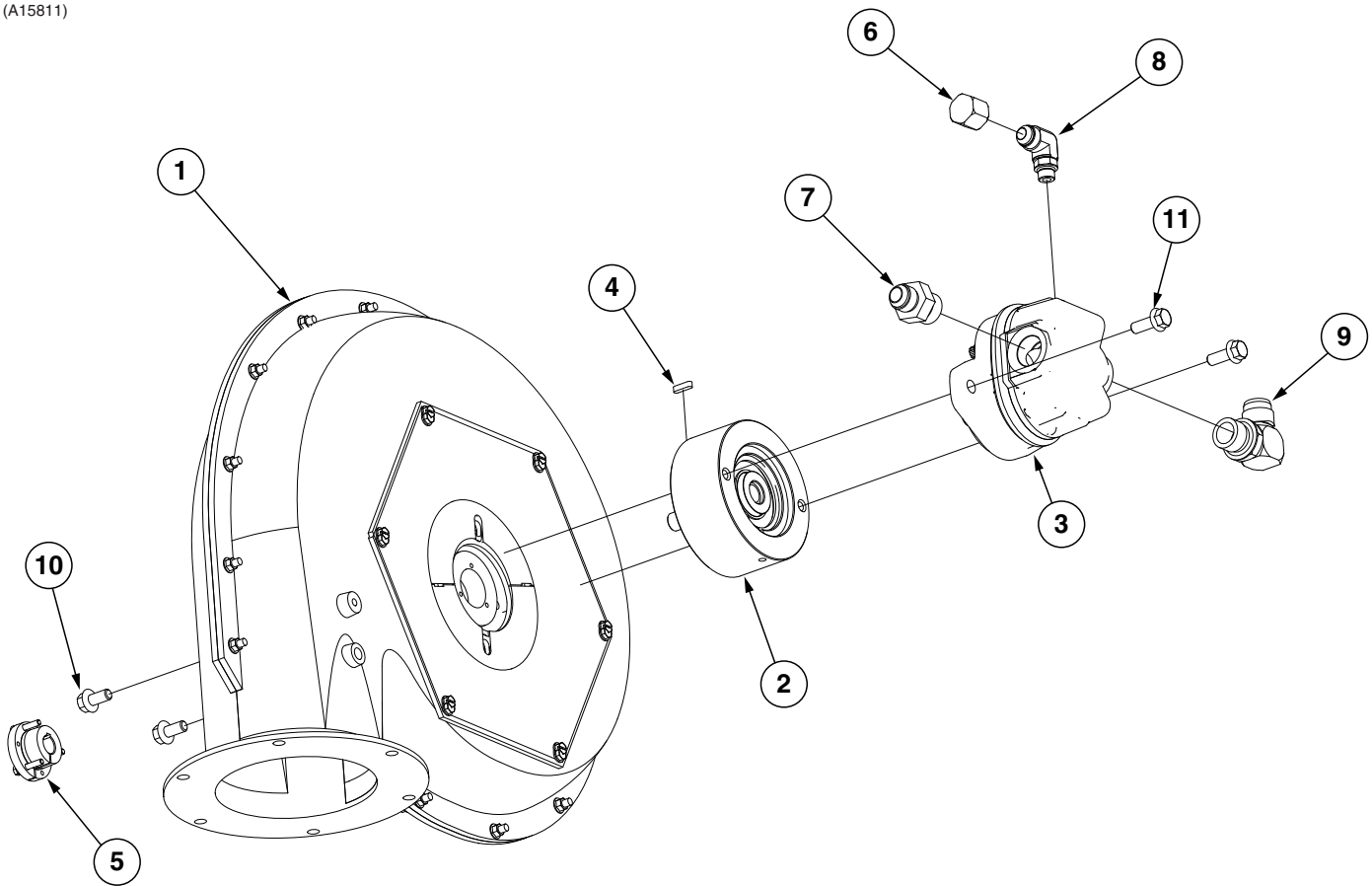
| ITEM | PART NO. | QTY. | DESCRIPTION |
|------|----------|------|---|
| 1 | GA9872 | 1 | Lockup W/Pin |
| 2 | --- | - | See "Interplant Lift Cylinder" on page P119 |
| 3 | GA6761 | 2 | Pin |
| 4 | G10581 | 2 | Hex Head Cap Screw, 1/2"-13 x 2 1/4" |
| | G11389 | 2 | Flat Washer, 1/2" SAE |
| | G10111 | 2 | Lock Nut, 1/2"-13 |
| 5 | GA8487 | 1 | Hinge |
| 6 | GD7944 | 1 | Mount |
| 7 | G10001 | 2 | Hex Head Cap Screw, 3/8"-16 x 1" |
| | G10229 | 2 | Lock Washer, 3/8" |
| | G10101 | 2 | Hex Nut, 3/8"-16 |
| 8 | G10645 | 2 | Hex Head Cap Screw, 1"-8 x 3", Grade 8 |
| | G11394 | 2 | Flat Washer, 1" SAE |
| | GD11535 | 2 | Bushing, 1 1/2" O.D. |
| 9 | --- | - | See "Hitch and Frame Assembly/Safety Chain" on page P58 |
| 10 | GA8488 | 1 | Hitch Extension W/Grease Fittings, 6 Row and 8 Row |
| | G10640 | - | Grease Fitting, 1/4"-28 (Included W/GA8488 or GA8656) |
| 11 | GD11657 | 2 | Mount |
| 12 | GD6027 | 4 | Hose Clamp, 3/4" x 2 1/2" x 2 1/2" |
| 13 | G10325 | 2 | Hex Head Cap Screw, 3/8"-16 x 2 3/4" |
| | G10108 | 2 | Lock Nut, 3/8"-16 |
| 14 | GD11662 | 1 | Mounting Bracket |
| 15 | GA8676 | 1 | Shield |
| 16 | G10428 | 2 | Hex Head Cap Screw, 5/8"-11 x 3/4" |
| 17 | G10451 | 2 | Cotter Pin, 1/8" x 1" |
| 18 | G11396 | 2 | Flat Washer, 1 1/4" SAE |
| 19 | GD11559 | 1 | Pin, 1 1/4" x 4 7/8" |
| 20 | G10460 | 2 | Cotter Pin, 1/4" x 2" |
| 21 | G10001 | 3 | Hex Head Cap Screw, 3/8"-16 x 1" |
| | G10229 | 3 | Lock Washer, 3/8" |
| | G11387 | 3 | Flat Washer, 3/8" SAE |
| 22 | G10001 | 1 | Hex Head Cap Screw, 3/8"-16 x 1" |
| 23 | G10574 | 2 | Carriage Bolt, 1/2"-13 x 1 1/4" |
| | G11389 | 2 | Flat Washer, 1/2" SAE |
| | G10111 | 2 | Lock Nut, 1/2"-13 |

(IP1521)

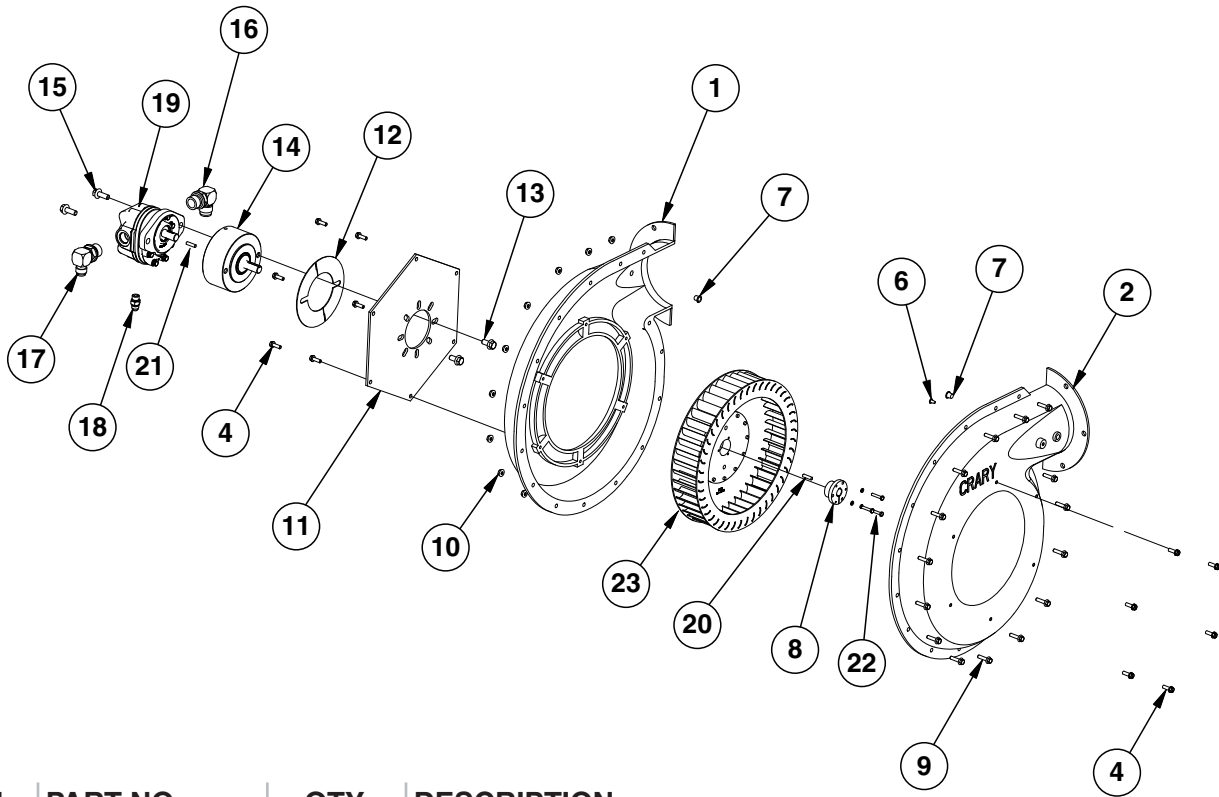


| ITEM | PART NO. | QTY. | DESCRIPTION |
|------|-----------|------|--|
| 1 | GA15818 | 1 | Vacuum Manifold |
| 2 | GD26697 | 1 | Fan Gasket |
| 3 | GD27408 | 1 | Clamp Mount |
| 4 | G10039 | 4 | Hex Head Cap Screw, ½"-13 x 1¾" |
| 5 | G11389 | 4 | Flat Washer, ½" Plated SAE |
| 6 | G11147 | 15 | Cap, 2" |
| 7 | --- | - | See "Vacuum Fan Override Valve Block" on page P129 |
| 8 | G10110 | 2 | Lock Nut, ¼"-20, Grade B |
| 9 | G11135 | 2 | Hex Head Cap Screw, ¼"-20 X 3¾" |
| 10 | --- | - | See "Vacuum Fan With Hydraulic Motor" on page P48 |
| 11 | G10974 | 4 | Lock Nut W/Nylon Insert, ½"-13 |
| 12 | GR1777 | 1 | Hose Barb, ⅜" x ⅛" NPT |
| 13 | GD19079 | 1 | Plug, ⅛" NPT |
| 14 | GA19018 | 2 | Air Filter, ⅛" NPT |
| 15 | GA10765 | 1 | Analog Vacuum Gauge W/Hose Barb |
| | GR1777 | - | Hose Barb, ⅜" x ⅛" NPT |
| 16 | GA10799 | 1 | Breather, ⅛" Male NPT |
| 17 | GD15804 | 1 | Mount |
| 18 | GD27401 | 1 | SMV Mount |
| 19 | G10001 | 1 | Hex Head Cap Screw, ⅜"-16 x 1" |
| 20 | G10108 | 7 | Lock Nut, ⅜"-16 |
| 21 | G11215 | 3 | Hex Socket Head Cap Screw, No. 6-32 x ⅜", Grade 8 |
| 22 | G7100-392 | 1 | Decal, Caution |
| 23 | GD27181 | 1 | Fan Diffuser Gasket |
| 24 | G10599 | 6 | Carriage Bolt, ⅜"-16 x 1¼" |
| 25 | GD27402 | 1 | Exhaust Fan Diffuser |
| | GA15812 | 1 | Screen |
| | G11329 | 2 | Hex Head Cap Screw, ¼"-20 x 6½" |
| | G11385 | 4 | Flat Washer, ¼" SAE |
| | G11320 | 2 | Lock Nut, ¼"-20, Grade B |

(A15811)

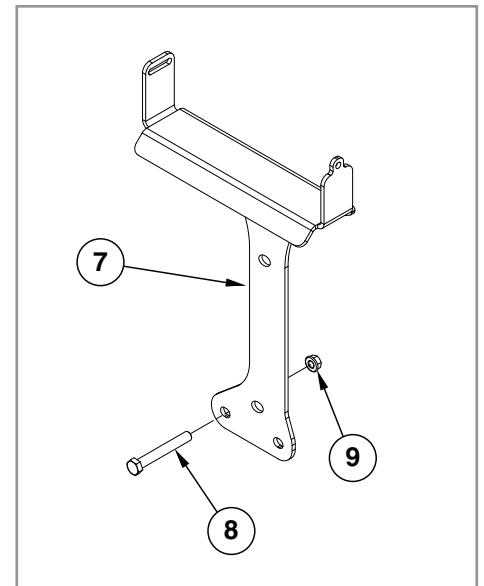
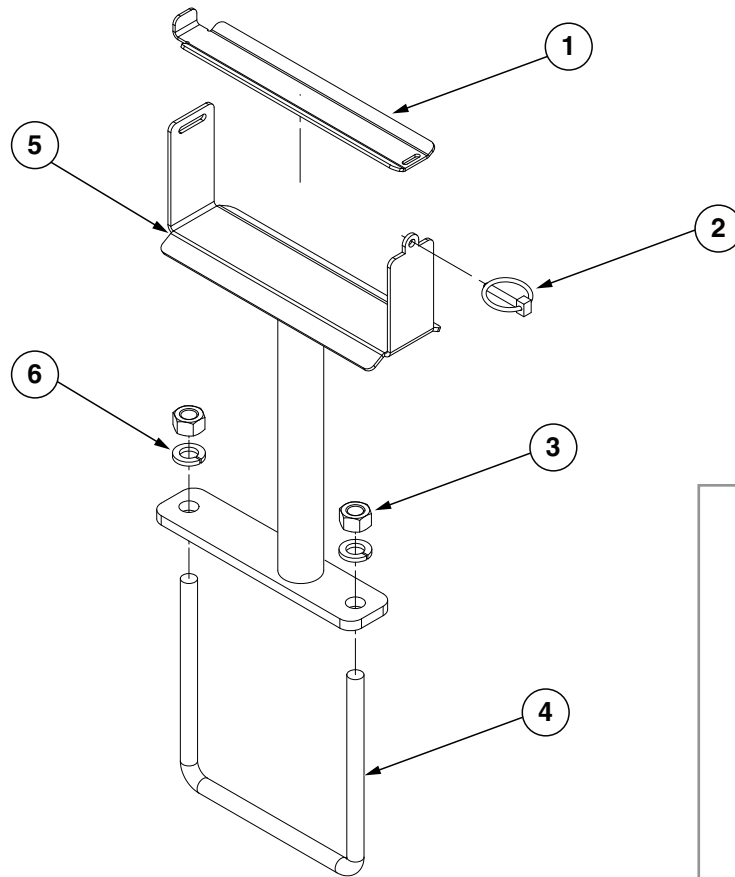


| ITEM | PART NO. | QTY. | DESCRIPTION |
|------|-----------------------|--------|---|
| 1 | GA14573 | 1 | See "Vacuum Fan Assembly" on page P49 |
| 2 | GA15452 | 1 | Overhung Load Adapter |
| 3 | GA14574 | 1 | Hydraulic Motor |
| 4 | GD21300 | 1 | Key |
| 5 | GR1961 | 1 | Bushing, 5/8" |
| 6 | G304-C-8 | 1 | Cap Nut, 3/4"-16 |
| 7 | G6400-10-12 GR1467 | 1 - | Connector W/O-Ring, 7/8"-14 Male JIC To 1 1/16"-12 O-Ring O-Ring |
| 8 | G6801-08-06 GR1045 | 1 - | Elbow W/O-Ring, 90°, 3/4"-16 Male JIC To 1/16"-18 O-Ring O-Ring |
| 9 | G6801-12 GR1467 | 1 - | Elbow W/O-Ring, 90°, 1 1/16"-12 Male JIC To O-Ring O-Ring |
| 10 | G11123 | 2 | Hex Serrated Flange Cap Screw, 3/8"-16 x 3/4" |
| 11 | G11124 | 2 | Hex Serrated Flange Cap Screw, 3/8"-16 x 1" |

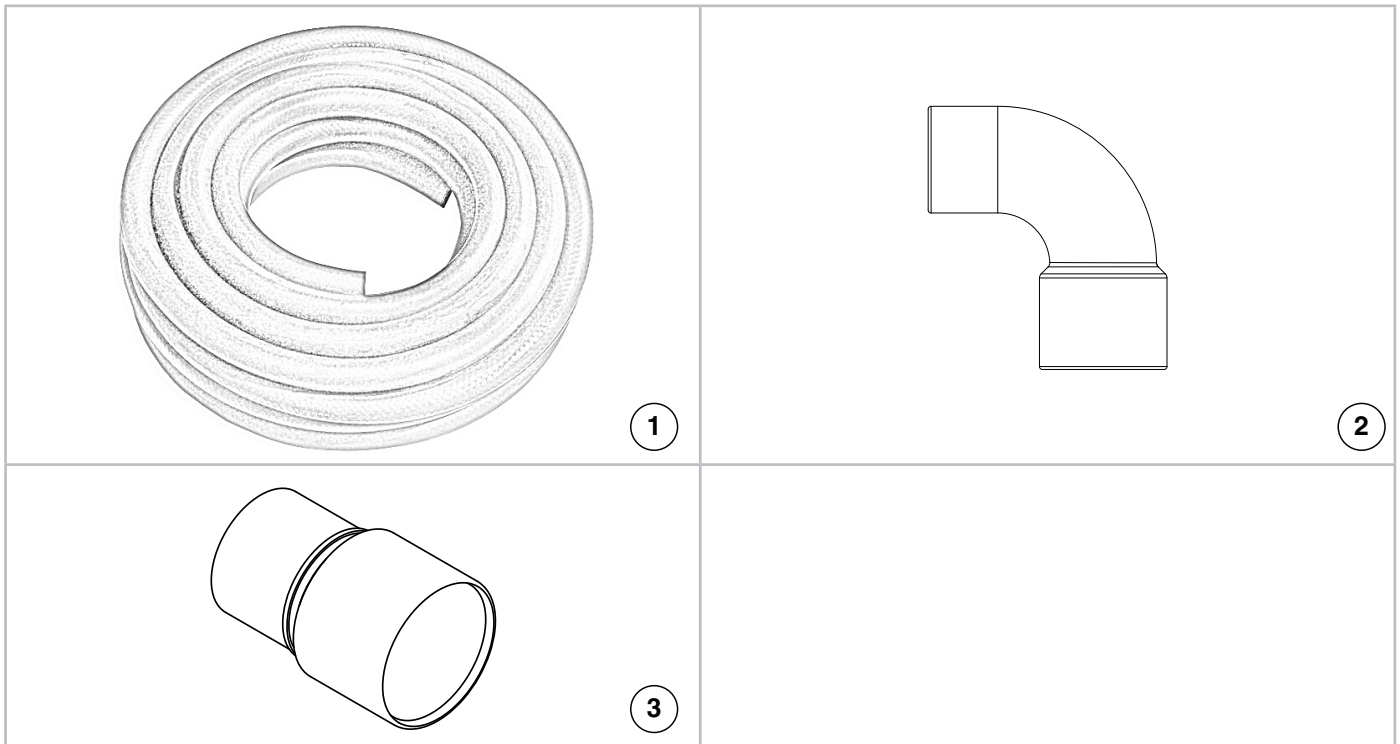


| ITEM | PART NO. | QTY. | DESCRIPTION |
|------|-------------|------|--|
| 1 | GR1971 | 1 | Flanged Inner Case |
| 2 | GR1970 | 1 | Flanged Outer Case |
| 3 | --- | - | --- |
| 4 | G10988 | 12 | Hex Non-Serrated Flange Cap Screw, 1/4"-20 x 3/4" |
| 5 | --- | - | --- |
| 6 | GR1978 | 1 | Plastic Plug, 1/4" |
| 7 | GR1979 | 2 | Plastic Plug, 7/16" |
| 8 | GR1961 | 1 | Bushing, 5/8" |
| 9 | G11409 | 15 | Hex Serrated Flanged Cap Screw, 1/4"-20 x 1" |
| 10 | G10621 | 15 | Serrated Flange Nut, 1/4"-20 |
| 11 | GR1969 | 2 | Backing Plate |
| 12 | GR1968 | 2 | Cover Plate |
| 13 | G11123 | 2 | Hex Serrated Flange Cap Screw, 3/8"-16 x 3/4" |
| 14 | GA15452 | 1 | Overhung Load Adapter |
| 15 | G11124 | 2 | Hex Serrated Flange Cap Screw, 3/8"-16 x 1" |
| 16 | G6801-12 | 1 | Elbow W/O-Ring, 90°, 1 1/16"-12 Male JIC To O-Ring |
| 17 | G6801-10-12 | 1 | Elbow W/O-Ring, 90°, 7/8"-14 Male JIC To 1 1/16"-12 O-Ring |
| 18 | G6400-06 | 1 | Connector W/O-Ring, 9/16"-18 Male JIC To O-Ring |
| 19 | GA17287 | 1 | Hydraulic Motor |
| 20 | GD21300 | 1 | Key Stock, 3/16" x 3/4" |
| 21 | GR2000 | 1 | Hydraulic Motor Key |
| 22 | G11518 | 3 | Hex Head Machine Screw, #10-24 x 1" |
| | G10243 | 3 | Washer, No. 10 SAE |
| 23 | GR2109 | - | Impeller |
| A | GR1960 | - | Fan Motor Seal Kit |
| B | GA14573 | - | Fan Assembly (Flanged) (Items 1-7 and 9-12) |

(TP1321a)

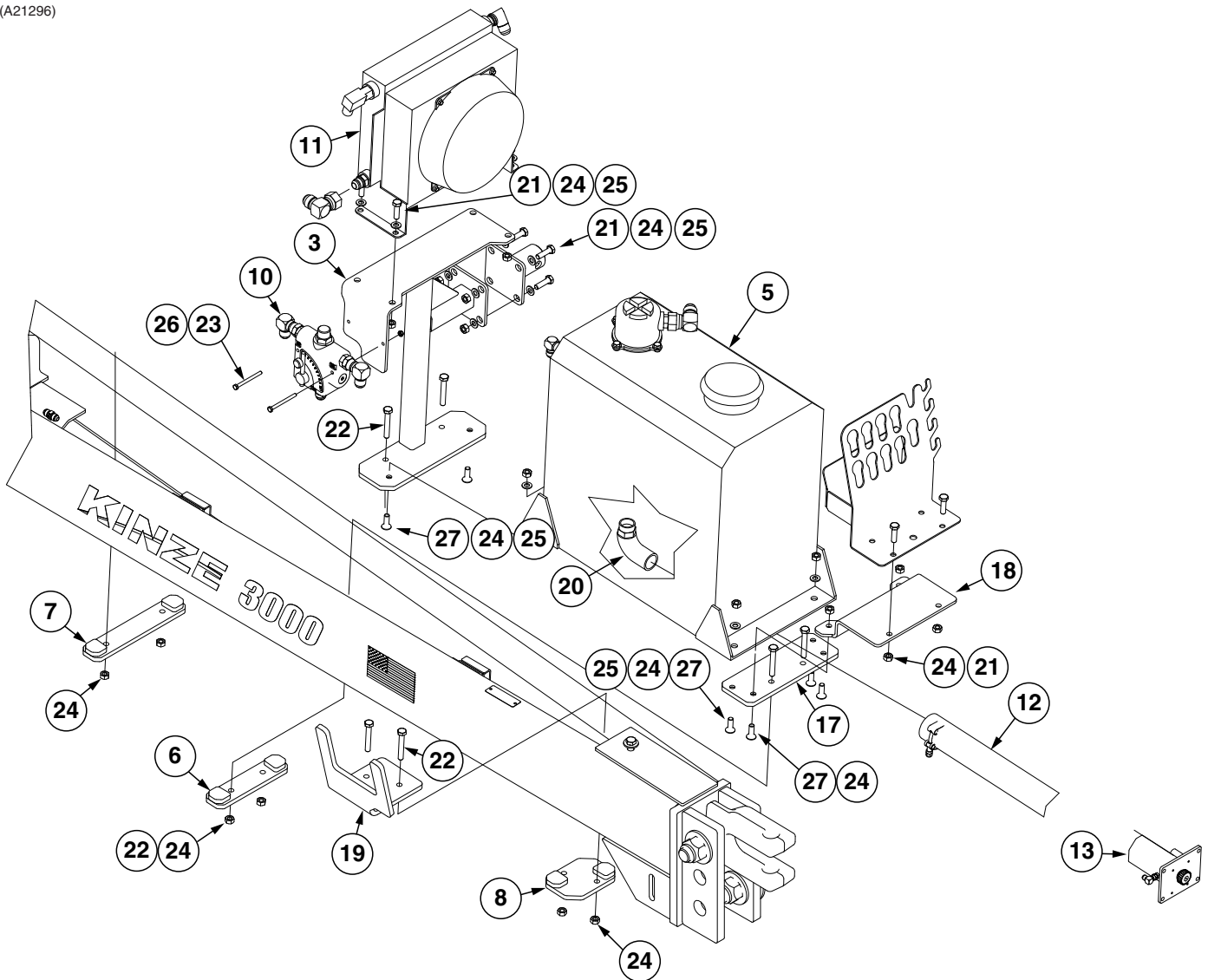


| ITEM | PART NO. | QTY. | DESCRIPTION |
|------|----------|------|--------------------------------------|
| 1 | GD26538 | 1 | Hose Support Bracket |
| 2 | GD2558 | 1 | Lynch Pin, 1/4" |
| 3 | G10104 | 2 | Hex Nut, 5/8"-11 |
| 4 | GD1114 | 1 | U-Bolt, 7" x 7" x 5/8"-11 |
| 5 | GA15814 | 1 | Hose Support |
| 6 | G10230 | 2 | Lock Washer, 5/8" |
| 7 | GD35890 | 1 | Hose Support Bracket (Wheel Module) |
| 8 | G10004 | 2 | Hex Head Cap Screw, 3/8"-16 x 1 1/4" |
| 9 | G10622 | 2 | Serrated Flange Nut, 3/8"-16 |



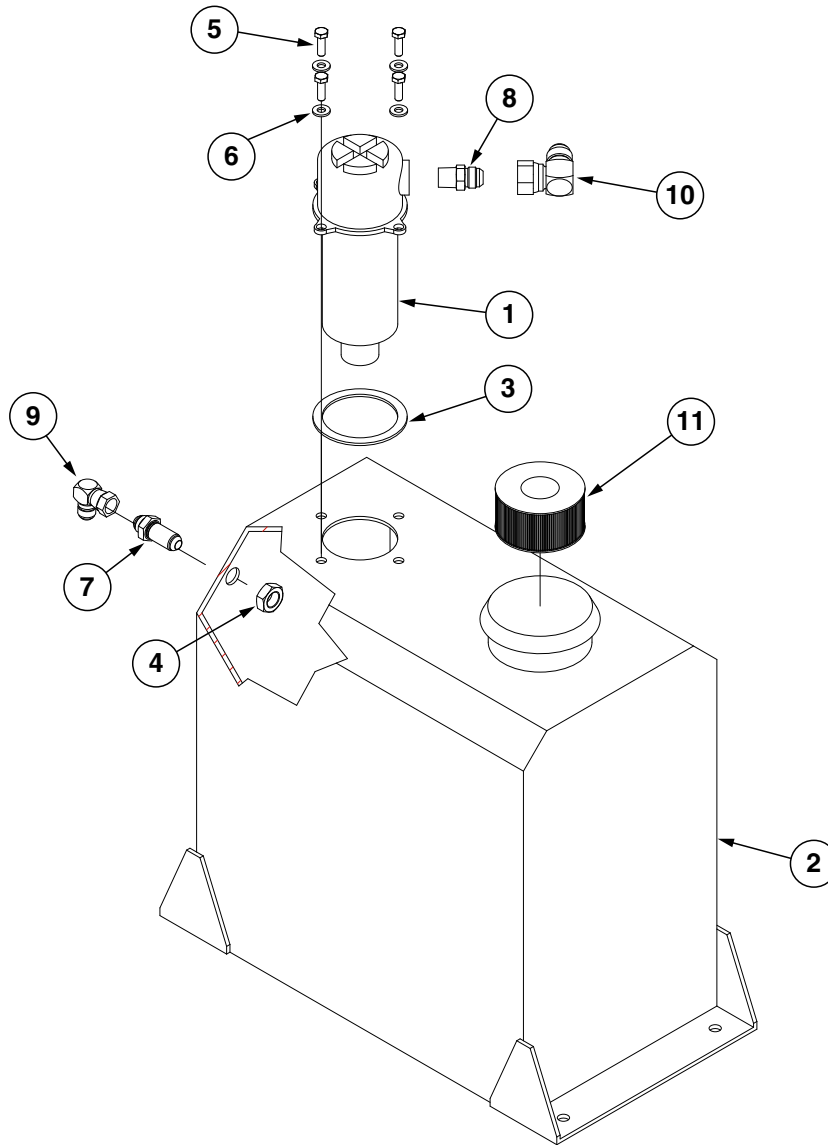
| ITEM | PART NO. | QTY. | DESCRIPTION |
|------|------------|------|-----------------------|
| 1 | GD15792-18 | - | Vacuum Hose, 2" x 50" |
| 2 | GD14626 | - | 90° Elbow |
| 3 | GD14627 | - | Coupler, 2" |

(A21296)



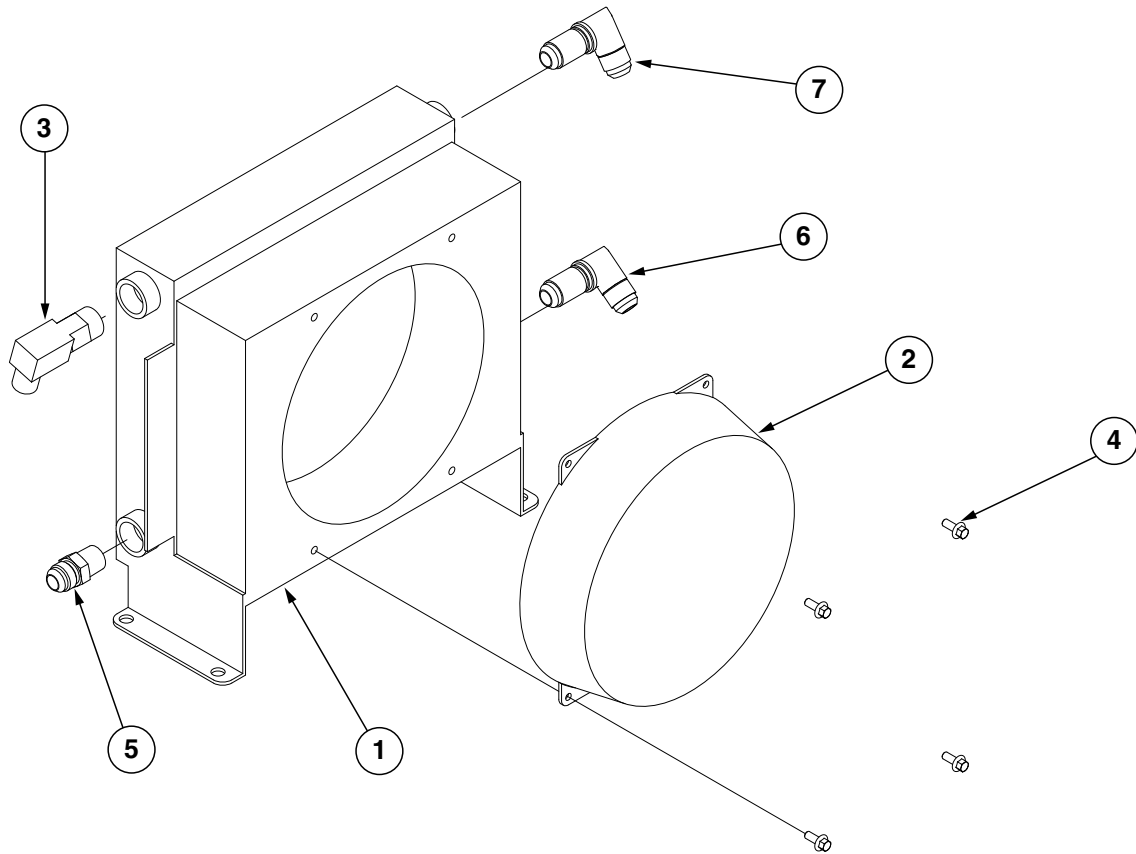
| ITEM | PART NO. | QTY. | DESCRIPTION |
|------|--------------|------|---|
| 1 | *A22783-1575 | 1 | Hose Assembly, 5/8" x 1575 mm (12F-12F) |
| 2 | *A22774-3250 | 1 | Hose Assembly, 1/2" x 3250 mm (10F - 10F)) |
| 3 | GA21297 | 1 | Cooler Support |
| 4 | *A22783-600 | 1 | Hose Assembly, 5/8" x 600 mm (12F-12F) |
| 5 | --- | 1 | See "Hydraulic Tank" on page P54 |
| 6 | GA22225 | 1 | Front PTO Mount |
| 7 | GA22226 | 1 | Rear PTO Mount |
| 8 | GA22227 | 1 | PTO Storage Mount |
| 9 | GA23991 | 2 | PTO Cooler Harness |
| 10 | GA22305 | 1 | See "Bypass Valve Kit" on page P128 |
| 11 | --- | 1 | See "Cooler Fan Assembly" on page P55 |
| 12 | GD31502 | 1 | |
| | G11789 | 2 | |
| 13 | GA22308 | 1 | SEE>>>>>>>>>ASSY PTO PUMP |
| 14 | *A22766-2550 | 1 | Hose Assembly, 3/8" x 2550 mm (08F - 08F) |
| 15 | *A22774-1480 | 1 | Hose Assembly, 1/2" x 1480 mm (10F - 10F) |
| 16 | *A22774-600 | 1 | Hose Assembly, 1/2" x 600 mm (10F - 10F) |
| 17 | GD30920 | 1 | Mounting Plate |
| 18 | GD33279 | 1 | Hose Holder Support |
| 19 | GD31442 | 1 | PTO Pump Storage Plate |
| 20 | G11794 | 1 | Elbow, 1 1/4" BSP x 1 1/2" Barb |
| 21 | G12000-35 | 10 | Hex Head Cap Screw, M10-1,5 x 35 |
| 22 | G12000-65 | 6 | Hex Head Cap Screw, M10-1,5 x 65 |
| 23 | G12004-70 | 2 | Hex Head Cap Screw, M6-1.0 x 70 |
| 24 | G12032 | 22 | Hex Nut, M10-1,5 |
| 25 | G12038 | 16 | Flat Washer, M10 |
| 26 | G12101 | 2 | Hex Lock Nut, M6-1.00 |
| 27 | G12183-30 | 6 | Hex Flat Head Cap Screw, M10-1.5 x 30, CL 8.8 |
| 28 | G6500-10 | 1 | Swivel Elbow, 90°, 7/8"-14 Male JIC To Female |
| 29 | G6500-12 | 2 | Swivel Elbow, 90°, 1 1/16"-12 Male JIC To Female |
| 30 | GA23992 | 1 | PTO Cooler Harness |

(A22223)



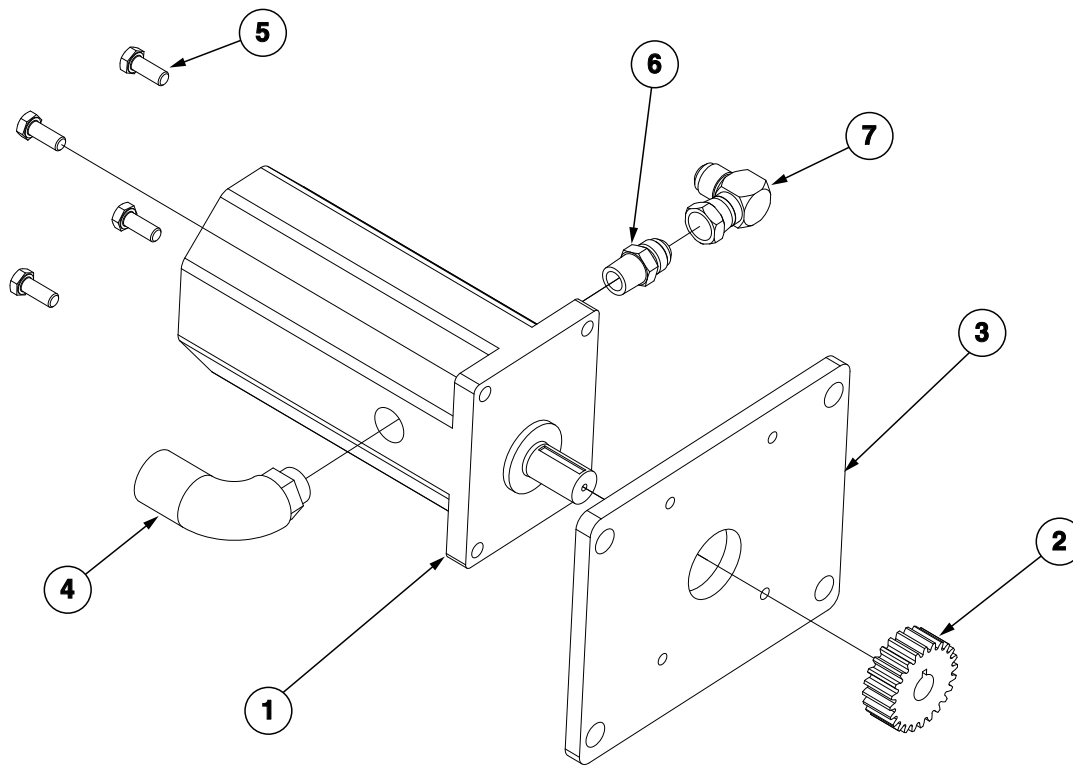
| ITEM | PART NO. | QTY. | DESCRIPTION |
|------|-------------|------|--|
| 1 | GA21197 | 1 | Return Line Filter |
| 2 | GA21295 | 1 | Tank, 60 l |
| 3 | GD31439 | 1 | Filter Gasket |
| 4 | G10176 | 1 | Hex Jam Nut, 3/4"-16 Grade 2 |
| 5 | G12003-25 | 4 | Hex Head Cap Screw, M8-1,25 x 25 |
| 6 | G12081 | 4 | Flat Washer, M8 |
| 7 | G2700-08 | 1 | Bulkhead Tube Union, 3/4"-16 Male JIC |
| 8 | G3800-12-12 | 1 | Adapter, 3/4"-14 BSP x 1 1/16"-12 JIC |
| 9 | G6500-08 | 1 | Swivel Elbow, 90°, 3/4"-16 Male JIC To Female |
| 10 | G6500-12 | 1 | Swivel Elbow, 90°, 1 1/16"-12 Male JIC To Female |
| 11 | GA25474 | 1 | Filter |

(A22306)



| ITEM | PART NO. | QTY. | DESCRIPTION |
|------|-------------|------|--|
| 1 | GA21294 | 1 | Oil Cooler |
| 2 | GA21300 | 1 | Oil Cooler Fan, 12V (3000 RPM) |
| 3 | GA22221 | 1 | Thermostat |
| 4 | G12187-15 | 4 | Hex Serrated Flange Cap Screw, M6-1.0 x 15 |
| 5 | G3800-12-12 | 1 | Male Adapter, 3/4"-14 BSP x 1 1/16"-12 JIC |
| 6 | G3801-10-08 | 1 | 90° Elbow, 1/2"-12 BSP to 7/8"-14 JIC |
| 7 | G3801-12-12 | 1 | 90° Elbow, 3/4"-14 BSP to 1 1/16"-12 JIC |

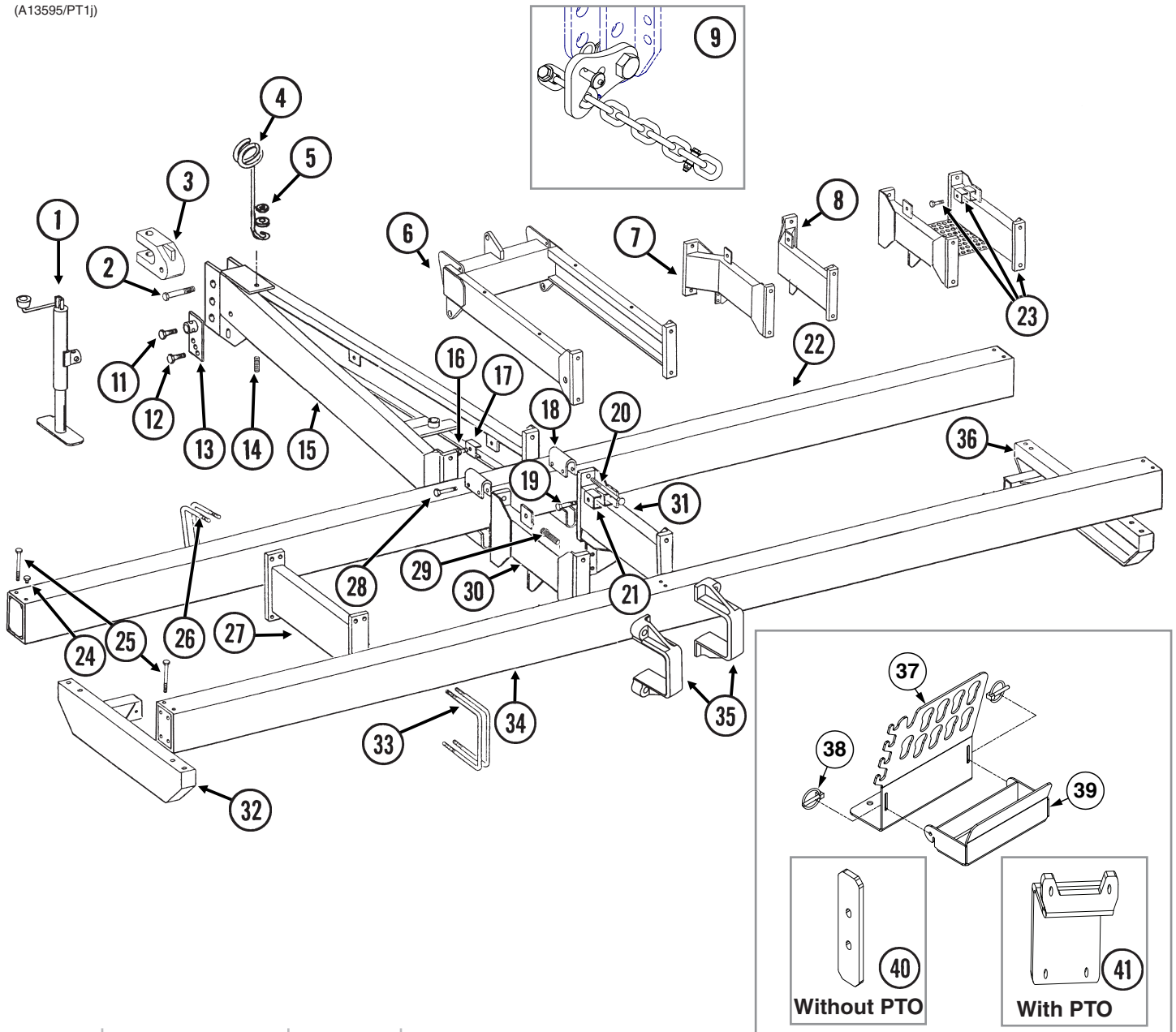
(A22223)



| ITEM | PART NO. | QTY. | DESCRIPTION |
|------|-------------|------|---|
| 1 | GA21190 | 1 | PTO Gear Pump, 56 CM3/REV |
| 2 | GD31435 | 1 | PTO Gear Adapter |
| 3 | GD31436 | 1 | PTO Mount Plate |
| 4 | GD31438 | 1 | 90° Elbow, 1" BSP x 1 1/2" |
| 5 | G12000-25 | 4 | Hex Head Cap Screw, M10-1,5 x 25 |
| 6 | G3800-10-12 | 1 | Adapter, 3/4-14 BSP x 7/8-14 JIC |
| 7 | G6500-10 | 1 | Swivel Elbow, 90°, 7/8"-14 Male JIC To Female |

This page left blank intentionally.

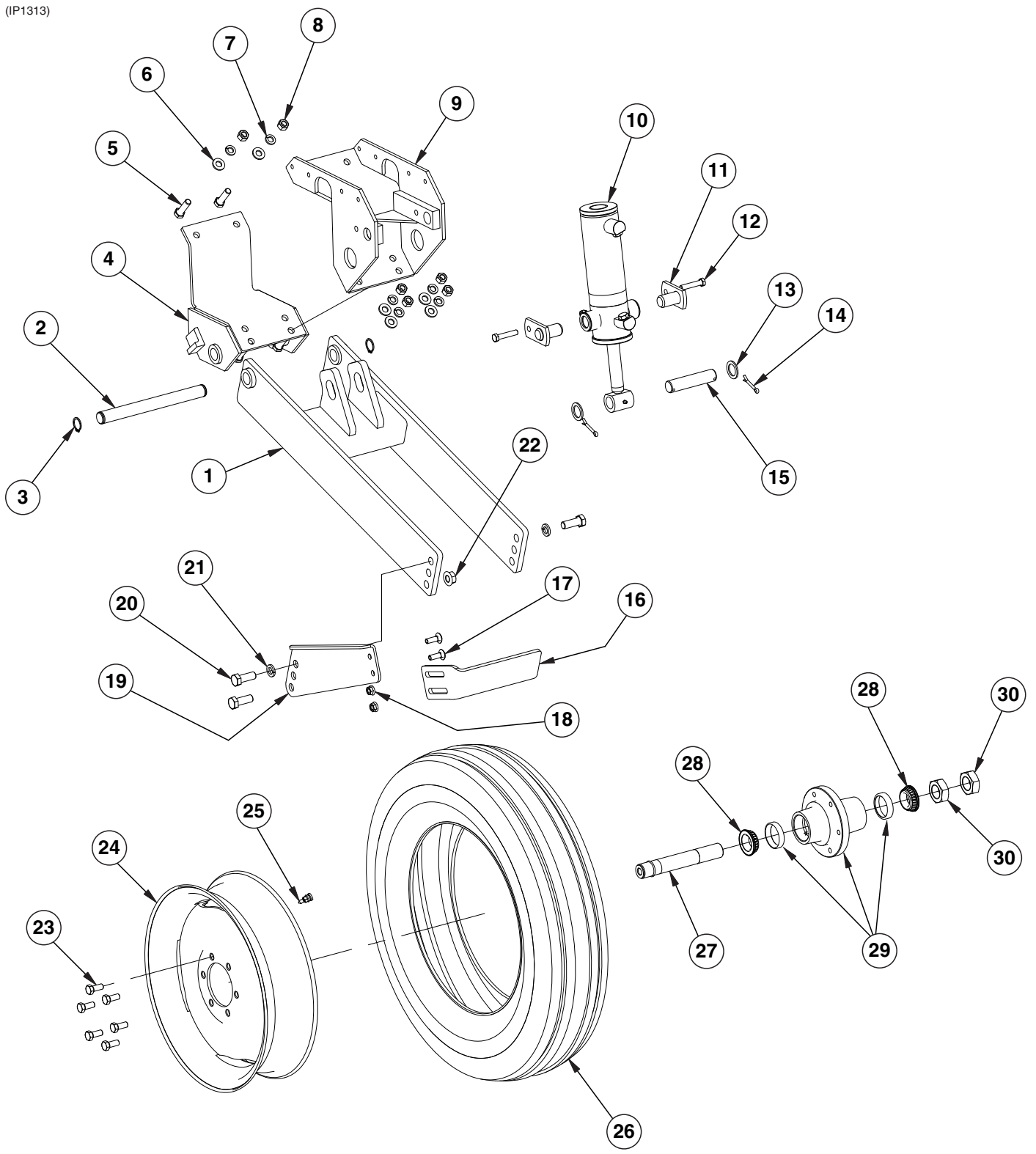
(A13595/PT1j)



| ITEM | PART NO. | QTY. | DESCRIPTION |
|------|----------|------|--|
| 1 | G4100-02 | 1 | Jack Assembly |
| | GR0255 | - | Repair Kit (Chain and Pin) |
| 2 | G10169 | 1 | Hex Head Cap Screw, 1 1/4"-7 x 6" |
| | G10157 | 1 | Lock Nut, 1 1/4"-7 |
| 3 | GB0156 | 1 | Clevis |
| 4 | GD7140 | 1 | Hose Holder |
| 5 | G10348 | 1 | Hex Head Cap Screw, 1/2"-13 x 5" |
| | G11389 | 1 | Flat Washer, 1/2" SAE |
| | G10228 | 1 | Lock Washer, 1/2" |
| | G10102 | 1 | Hex Nut, 1/2"-13 |
| 6 | --- | - | See "Interplant Self-Leveling Hitch Extension" on page P44 |
| 7 | GA9429 | - | Center Extension, L.H., Offset, 24" |
| 8 | GA9428 | - | Center Extension, R.H., Offset, 24" |

| ITEM | PART NO. | QTY. | DESCRIPTION |
|------|----------|------|---|
| 9 | G9948x | 1 | 3/8" Transport Safety Chain Package |
| 10 | --- | - | --- |
| 11 | G10005 | 1 | Hex Head Cap Screw, 5/8"-11 x 1 3/4" |
| | G10107 | 1 | Lock Nut, 5/8"-11 |
| 12 | G10017 | 1 | Hex Head Cap Screw, 1/2"-13 x 1 1/2" |
| | G11389 | 1 | Washer, 1/2" SAE |
| | G10111 | 1 | Lock Nut, 1/2"-13 |
| 13 | GA7909 | 1 | Jack Adjustment Bracket |
| 14 | GD5888 | 1 | Spring |
| 15 | GA8471 | 1 | Hitch |
| 16 | G10048 | 2 | Hex Head Cap Screw, 3/8"-16 x 2" |
| | G10108 | 2 | Lock Nut, 3/8"-16 |
| 17 | GD5875 | 2 | Hose Clamp |
| 18 | GA5197 | - | Spacer |
| 19 | G10048 | - | Hex Head Cap Screw, 3/8"-16 x 2" |
| | G10108 | - | Lock Nut, 3/8"-16 |
| 20 | G10993 | 4 | Hex Head Cap Screw, 1"-8 x 8 1/2", Grade 8 |
| | G10647 | 4 | Hex Nut, 1"-8, Grade 8 |
| 21 | GD6027 | - | Hose Clamp, 3/4" x 2 1/2" x 2 1/2" |
| 22 | A8013 | 1 | Double Frame Toolbar, 7" x 5" x 180", 6 Row (Non-Stock Item) |
| | A8015 | - | Double Frame Toolbar, 7" x 5" x 240", 8 Row (Non-Stock Item) |
| 23 | GA9007 | - | Hitch Extension W/Hose Clamps and Hardware |
| | GD6027 | - | Hose Clamp, 3/4" x 2 1/2" x 2 1/2" (Included W/GA9007) |
| | G10048 | - | Hex Head Cap Screw, 3/8"-16 x 2" (Included W/GA9007) |
| | G10108 | - | Lock Nut, 3/8"-16 (Included W/GA9007) |
| 24 | G10903 | - | Cap Plug |
| 25 | G10895 | 8 | Hex Head Cap Screw, 3/4"-10 x 8 1/2" |
| | G10112 | 8 | Lock Nut, 3/4"-10 |
| 26 | GD1113 | - | U-Bolt, 5" x 7" x 5/8"-11 |
| | G10230 | - | Lock Washer, 5/8" |
| | G10104 | - | Hex Nut, 5/8"-11 |
| 27 | GA4265 | - | Straight Extension |
| 28 | G10061 | 4 | Hex Head Cap Screw, 3/8"-16 x 3 1/2" |
| | G11387 | 4 | Flat Washer, 3/8" SAE |
| | G10108 | 4 | Lock Nut, 3/8"-16 |
| 29 | G11085 | 4 | Flanged Cap Screw, 12 Point, 1"-14 x 3" |
| 30 | GA9427 | - | Hitch/Center Extension, L.H., Straight, 24" |
| 31 | GA9426 | - | Hitch/Center Extension, R.H., Straight, 24" |
| 32 | GA9439 | - | End Extension, L.H. |
| 33 | GD1114 | - | U-Bolt, 7" x 7" x 5/8"-11 |
| | G10230 | - | Lock Washer, 5/8" |
| | G10104 | - | Hex Nut, 5/8"-11 |
| 34 | A8018 | 1 | Toolbar, 7" x 7" x 180", 6 Row (Non-Stock Item) |
| | A8020 | - | Toolbar, 7" x 7" x 240", 8 Row (Non-Stock Item) |
| 35 | GD29221 | 2 | Hitch Clamp |
| 36 | GA9438 | - | End Extension, R.H. |
| 37 | GD35727 | 1 | Hydraulic Hose Holder |
| 38 | GD2558 | 2 | Lynch Pin, 1/4" |
| 39 | GA25763 | 1 | Hydraulic Hose Holder Cup |
| 40 | GD31433 | 4 | Hydraulic Hose Holder Mount Plate |
| 41 | GD33279 | 1 | See "Planter Mounted PTO Pump" on page P52 |

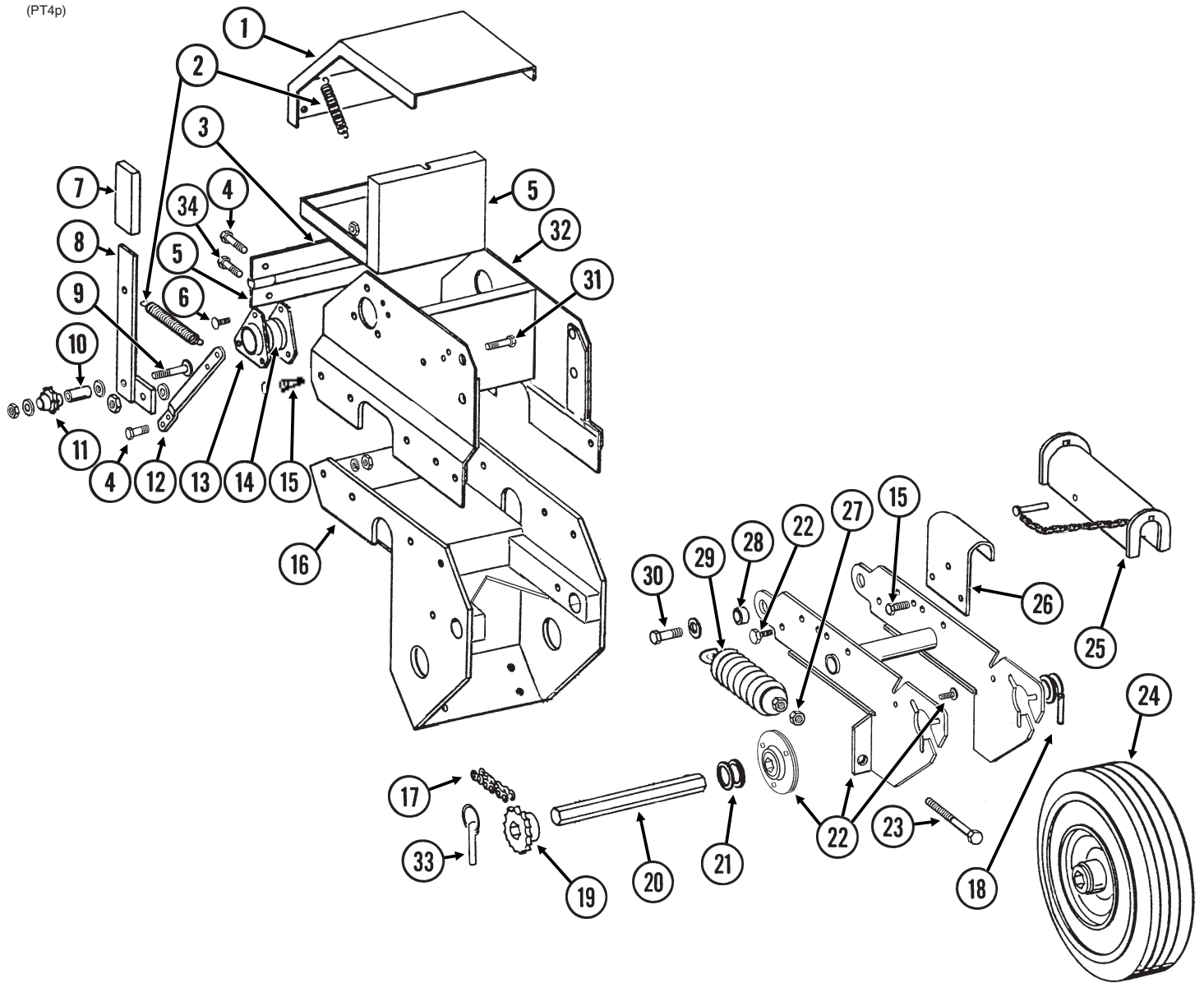
(IP1313)



| ITEM | PART NO. | QTY. (Per Assy.) | DESCRIPTION |
|------|----------|---------------------|---|
| 1 | GA14349 | 1 | Wheel Module |
| 2 | GD20461 | 1 | Pin, 1¼" x 13" |
| 3 | G11400 | 2 | Retaining Ring, 1¼" |
| 4 | GA14348 | 1 | Lower Half Clamp |
| 5 | G10006 | 6 | Hex Head Cap Screw, ⅝"-11 x 2¼" |
| 6 | G11391 | 6 | Flat Washer, ⅝" SAE |
| 7 | G10230 | 6 | Lock Washer, ⅝" |
| 8 | G10104 | 6 | Hex Nut, ⅝"-11 |
| 9 | GA5122 | 1 | Wheel Tower Clamp |
| 10 | --- | 1 | See "Master Lift Cylinder" on page P114 See "Transport and Ground Drive Wheel Assembly (2012 Production and on)" on page P60 See "Contact Wheel and Arm Assembly" on page P62 |
| 11 | GA5121 | 2 | Pin, 2⅛" |
| 12 | G10053 | 2 | Hex Head Cap Screw, ½"-13 x 2 ½" |
| | G10111 | 2 | Lock Nut, ½"-13 |
| 13 | G10159 | 4 | Washer, 1⅞" |
| 14 | G10460 | 2 | Cotter Pin, ¼" x 2" |
| 15 | GD5841 | 1 | Pin, 1¼" x 5⅝" |
| 16 | GD34178 | 1 | Slotted Scrapper |
| 17 | G10636 | 2 | Carriage Bolt, ½"-13 x 1½" |
| 18 | G10071 | 2 | Serrated Flange Nut, ½"-13 |
| 19 | GD20456 | 1 | Short Scrapper Arm |
| 20 | G10026 | 3 | Hex Head Cap Screw, ¾"-10 x 2" |
| 21 | G10231 | 2 | Lock Washer, ¾" |
| 22 | G11314 | 1 | Serrated Flange Nut, ¾"-10 |
| 23 | GR0270 | 6 | Lug Bolt, ⅞"-18 |
| 24 | GA14413 | 1 | Rim, 5.50" x 20" |
| 25 | GA7434 | 1 | Valve Stem |
| 26 | GD13401 | 1 | Tire, 7.50" x 20", 8 Ply, Tubeless W/O Center Rib (Specify Brand*) |
| 27 | GA4376 | 1 | Spindle Assembly |
| | GD11490 | 1 | Round External Retaining Ring (Included W/GA4376) |
| | GD11458 | 1 | Spindle (Included W/GA4376) |
| 28 | GA24825 | 2 | Bearing |
| 29 | GA24826 | 1 | Hub W/Cups, 6 Bolt |
| | GR0434 | 2 | Cup (Included W/GA24826) |
| 30 | G11081 | 2 | Hex Jam Nut, 1½"-12, Grade 2 |
| A | GA24828 | 1 | Hub and Spindle Assembly (Items 27-30) |
| C | GA14412 | 1 | Tire and Rim Assembly (Items 24-26) (Specify Brand*) |

* Specific brand requests will be supplied only as available from current Kinze Repair Parts stock. If a specific brand requested is not in stock, the brand available will be supplied.

(PT4p)



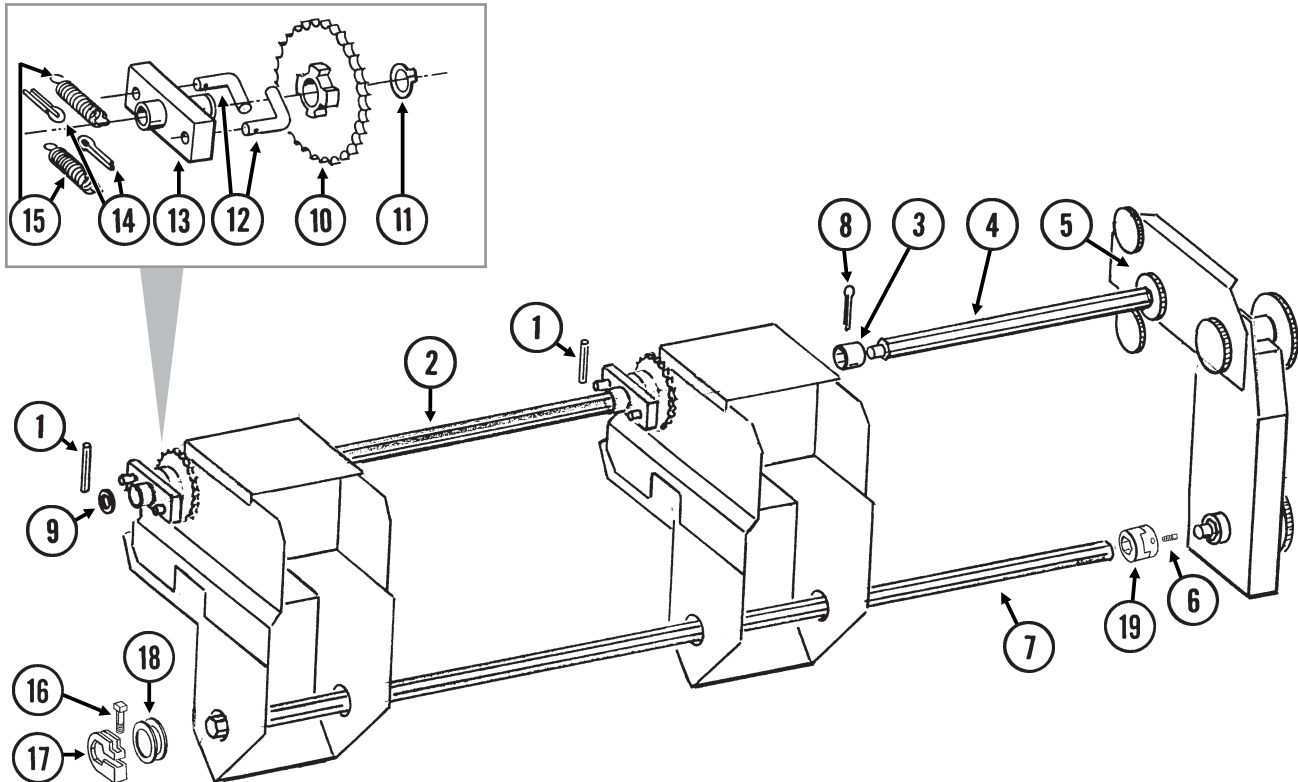
| ITEM | PART NO. | QTY. (Per Assy.) | DESCRIPTION |
|------|----------|---------------------|---|
| 1 | GA5791 | 1 | Cover |
| | G10860 | - | Retaining Ring, 3/8" |
| | G10870 | - | Clevis Pin, 3/8" x 1" |
| 2 | GD5857 | 2 | Spring |
| | GA13790 | 1 | Slip Joint Assembly |
| 3 | GD5789 | 1 | Hinge W/Pins, Female (Included W/GA13790) |
| | GD5790 | 1 | Hinge W/Pins, Male (Included W/GA13790) |
| | 4 | 4 | Hex Head Cap Screw, 1/4"-20 x 1" |
| 4 | G10621 | 4 | Serrated Flange Nut, 1/4"-20 |
| | 5 | 1 | Tool Box Insert |
| 6 | G10303 | - | Carriage Bolt, 5/16"-18 x 1" |
| | G11386 | - | Washer, 5/16" SAE (As Required) |
| | G10620 | - | Serrated Flange Nut, 5/16"-18 |
| 7 | GD5827 | 1 | Cover |

| ITEM | PART NO. | QTY. (Per Assy.) | DESCRIPTION |
|------|-------------|---------------------|---|
| 8 | GA5157 | 1 | Idler Arm, L.H. |
| | GA5158 | - | Idler Arm, R.H. |
| 9 | G10306 | 1 | Carriage Bolt, 3/8"-16 x 2" |
| | G11387 | - | Flat Washer, 3/8" SAE (As Required) |
| | G10108 | 1 | Lock Nut, 3/8"-16 |
| 10 | GD1026 | 1 | Sleeve, 1 3/16" Long |
| 11 | GD7426 | 1 | Sprocket, 12 Tooth |
| 12 | GD5860 | 1 | Bar |
| 13 | G3400-01 | - | Flangette |
| 14 | G2100-03 | - | Bearing, 7/8" Hex Bore, Spherical |
| 15 | G10004 | 8 | Hex Head Cap Screw, 3/8"-16 x 1 1/4" |
| | G10622 | 8 | Serrated Flange Nut, 3/8"-16 |
| 16 | --- | - | See "Transport and Ground Drive Wheel Assembly" on page P60 |
| 17 | G3310-132 | 1 | Chain, No. 40, 132 Pitch Including Connector Link |
| | GR0912 | - | Connector Link, No. 40 |
| 18 | G10602 | 1 | Spring Pin, 1/4" x 1 1/2" |
| 19 | GA5105 | 1 | Sprocket, 15 Tooth |
| 20 | GD6825-10.5 | 1 | Hex Shaft, 7/8" x 10 1/2" (2 Holes) |
| 21 | G10233 | 6 | Machine Bushing, 1", 10 Gauge |
| 22 | A7370 | 1 | Arm W/Flanged Bearings and Hardware (Non-Stock Item) (Sub G1K253) |
| | G10303 | 6 | Carriage Bolt, 5/16"-18 x 1" (Included W/A7370) |
| | G10620 | 6 | Serrated Flange Nut, 5/16"-18 (Included W/A7370) |
| | GA9846 | 2 | Flanged Bearing, 7/8" Hex Bore (Included W/A7370) |
| | G10055 | 2 | Hex Head Cap Screw, 5/8"-11 x 1 1/4" (Stop Bolt) (Included W/A7370) |
| | G10107 | 2 | Lock Nut, 5/8"-11 (Included W/A7370) |
| 23 | G10890 | 2 | Hex Head Adjusting Bolt, 1/2"-13 x 4", Grade 2 |
| 24 | GA5090 | 1 | Tire and Rim Assembly (Specify Brand*) |
| | GD5753 | - | Tire, 4.10" x 6" (Specify Brand*) (Included W/GA5090) |
| | GD5752 | - | Inner Tube (Included W/GA5090) |
| 25 | GA9870 | - | Lockup W/Pin |
| | G10874 | - | Detent Pin, 1/2" x 3 1/2" Grip (Included W/GA9870) |
| 26 | GD7944 | 1 | Mount |
| 27 | G10501 | 2 | Hex Jam Nut, 1/2"-13, Grade 2 |
| 28 | GB0218 | 2 | Bushing, 2 1/32" I.D. x 7/8" O.D. x 1 9/32" Long |
| 29 | GA2068 | 2 | Spring W/Plug |
| 30 | G10005 | 2 | Hex Head Cap Screw, 5/8"-11 x 1 3/4" |
| | G10235 | 6 | Machine Bushing, 7/8", 14 Gauge |
| | G11391 | 2 | Flat Washer, 5/8" SAE |
| | G10107 | 2 | Lock Nut, 5/8"-11 |
| 31 | G10004 | 1 | Hex Head Cap Screw, 3/8"-16 x 1 1/4" |
| | G10229 | 1 | Lock Washer, 3/8" |
| | G10370 | 1-2 | Machine Bushing, 3/8", 22 Gauge |
| | GD5756 | 1 | Special Nut, 3/8"-16 |
| 32 | GA5118 | 1 | Mount |
| 33 | GD2558 | 1 | Lynch Pin, 1/4" |
| 34 | G10064 | 2 | Hex Head Cap Screw, 1/4"-20 x 1" |
| | G11385 | 2 | Flat Washer, 1/4" SAE |
| | G10227 | 2 | Lock Washer, 1/4" |
| | G10103 | 2 | Hex Nut, 1/4"-20 |
| A | G1K253 | - | Contact Wheel Arm Replacement Kit, (Items 18, 20, 22, 23 and 27) |

* Specific brand requests will be supplied only as available from current Kinze Repair Parts stock. If a specific brand requested is not in stock, the brand available will be supplied. Different brand tires may have different diameters. Change in tire brand may affect rates. Field checks are recommended after any change in contact tires.

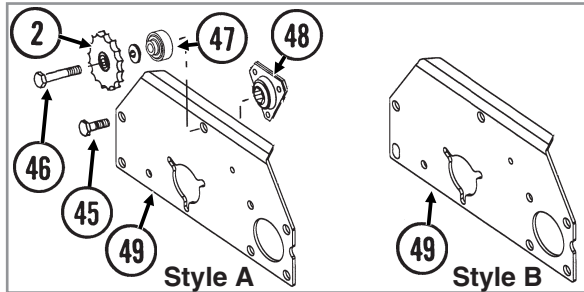
This page left blank intentionally.

PTD016/PTD034(PT6/PT7c)



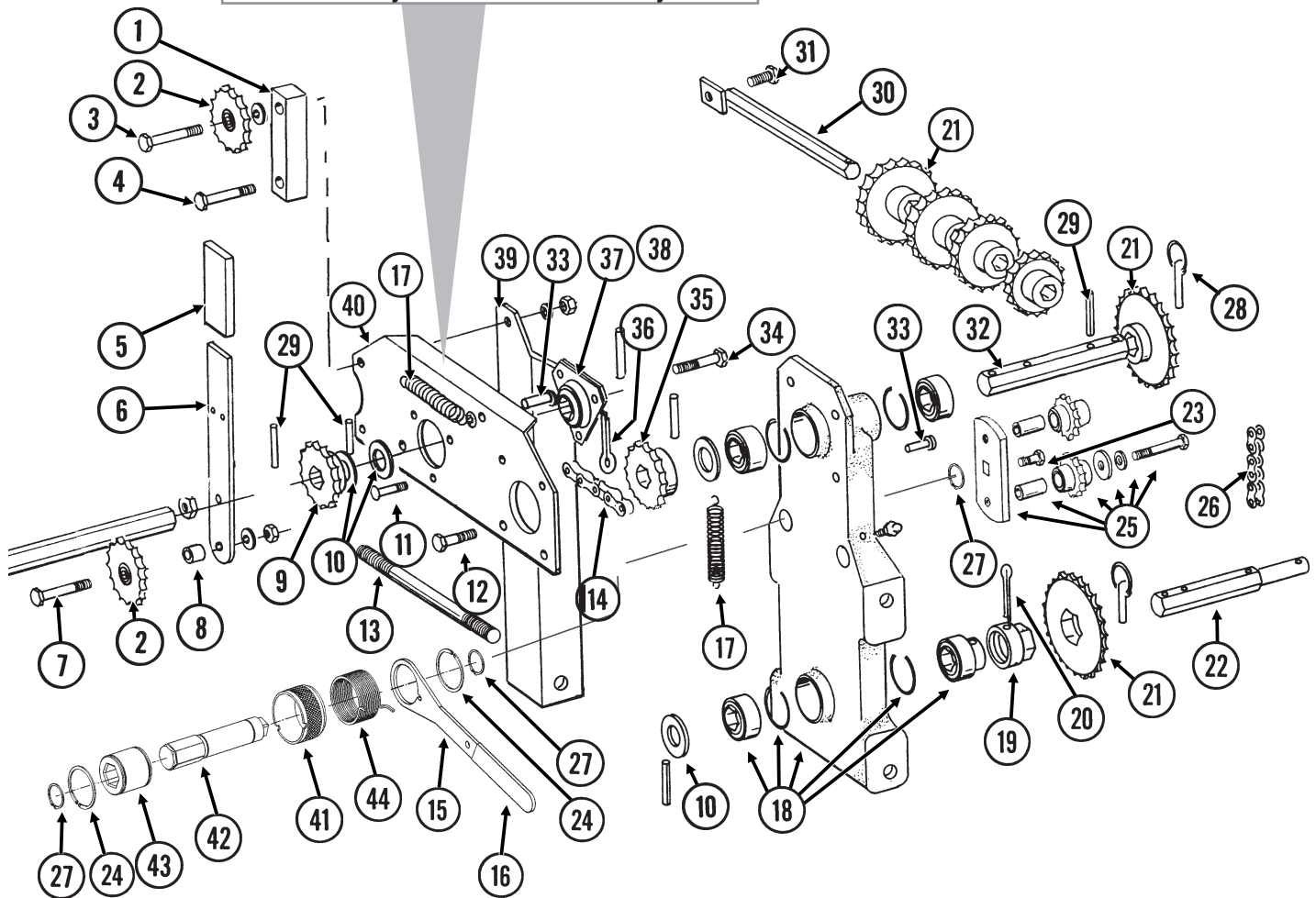
| ITEM | PART NO. | QTY. | DESCRIPTION |
|------|------------|------|---|
| 1 | G10602 | 2 | Spring Pin, 1/4" x 1 1/2" |
| 2 | GD5884-04 | 1 | Hex Shaft, 7/8" x 36" (3 Holes), 6 Row |
| | GD35829 | 1 | Hex Shaft, 7/8" x 36" (3 Holes), 8 Row |
| 3 | GD5961 | 1 | Coupler, 2 1/4" |
| 4 | GD5885-01 | 1 | Hex Shaft, 7/8" x (6 Holes), 6 Row and 8 Row |
| 5 | --- | - | See "Seed Rate Transmission Assembly" on page P66 |
| 6 | G10131 | 4 | Square Head Set Screw, 5/16"-18 x 3/4" |
| 7 | GD0914-170 | 1 | Hex Shaft, 7/8" x 170" (No Holes), 6 Row |
| | GD0914-230 | - | Hex Shaft, 7/8" x 230" (No Holes), 8 Row |
| 8 | G10460 | 2 | Cotter Pin, 1/4" x 2" |
| 9 | G10233 | - | Machine Bushing, 1", 10 Gauge (As Required) |
| 10 | GA5165 | 1 | Sprocket, 30 Tooth |
| 11 | G10430 | 1 | External Retaining Ring, 1 1/4" |
| 12 | GD1255 | 2 | L-Pin |
| 13 | GA0378 | 1 | Block and Hub Assembly |
| 14 | G10453 | 2 | Cotter Pin, 3/16" x 1" |
| 15 | GD1256 | 2 | Spring |
| 16 | G10130 | 1 | Square Head Machine Bolt, 5/16"-18 x 1 3/4" |
| | G10923 | 1 | Flange Nut, 5/16"-18, No Serration |
| 17 | GD11045 | 1 | Lock Clamp |
| 18 | G10233 | 2 | Machine Bushing, 1", 10 Gauge |
| 19 | GB0287 | 2 | Coupler |
| A | GA5164 | - | Ratchet/Sprocket Assembly, Includes: (2) GD1256, (2) G10464, |
| B | G1K269 | - | Lock Clamp Kit (Items 16 and 17) |

(PT8k/PT8mm)



| | | |
|--------------------------------|-------------|---|
| If replacing Style A (GD5830) | Must Order: | |
| | GD30624 | X |
| | GD30622 | |
| If replacing Style A (GD16302) | Must Order: | |
| | GD30624 | X |
| | GD30622 | X |

NOTE: Style A contains holes and Style B contains a slot.

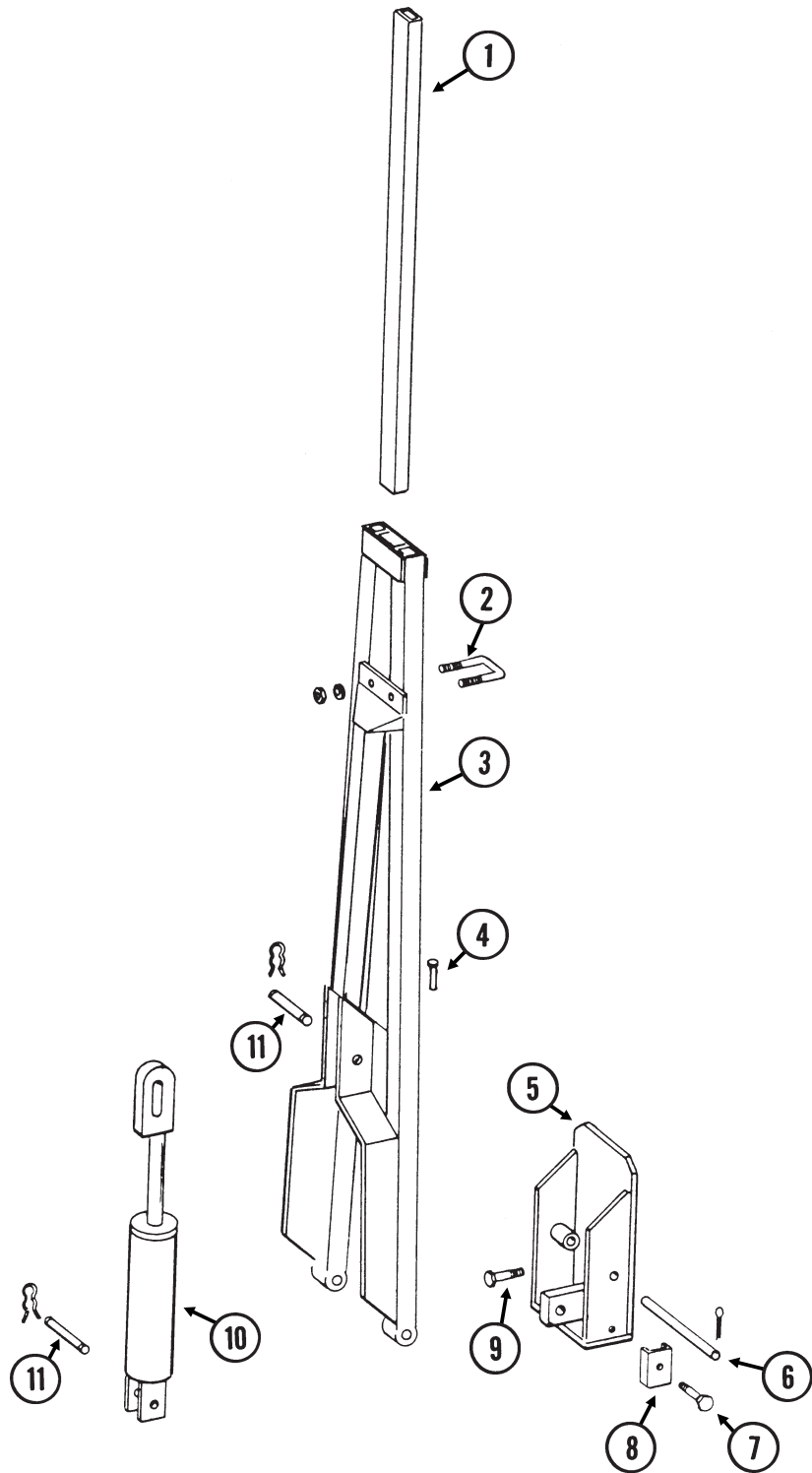


| ITEM | PART NO. | QTY. | DESCRIPTION |
|------|-----------|------|--|
| 1 | GD12571 | - | Spacer, 1" x 4" |
| 2 | GA7154 | 1 | Sprocket W/Bearing, 18 Tooth |
| 3 | G10033 | 1 | Hex Head Cap Screw, 1/2"-13 x 3 1/2" |
| | G10128 | - | Machine Bushing, 1/2", 14 Gauge (As Required) |
| | G10228 | 1 | Lock Washer, 1/2" |
| | G10102 | 1 | Hex Nut, 1/2"-13 |
| 4 | G10053 | 1 | Hex Head Cap Screw, 1/2"-13 x 2 1/2" |
| | G10228 | 1 | Lock Washer, 1/2" |
| | G10102 | 1 | Hex Nut, 1/2"-13 |
| 5 | GD5827 | 1 | Cover |
| 6 | GD31450 | 1 | Arm |
| 7 | G10053 | 1 | Hex Head Cap Screw, 1/2"-13 x 2 1/2" |
| | G10128 | - | Machine Bushing, 1/2", 14 Gauge (As Required) |
| | G10228 | 1 | Lock Washer, 1/2" |
| | G10102 | 1 | Hex Nut, 1/2"-13 |
| 8 | GD4887-01 | 1 | Sleeve, 1/2" I.D. x 5/8" Long |
| 9 | GA5105 | 1 | Sprocket, 15 Tooth |
| 10 | G10233 | - | Machine Bushing, 1", 10 Gauge |
| 11 | G10303 | 3 | Carriage Bolt, 5/16"-18 x 1" |
| | G10232 | 3 | Lock Washer, 5/16" |
| | G10106 | 3 | Hex Nut, 5/16"-18 |
| 12 | G10037 | 3 | Hex Head Cap Screw, 1/2"-13 x 1 1/4" |
| | G10228 | 3 | Lock Washer, 1/2" |
| | G10102 | 3 | Hex Nut, 1/2"-13 |
| 13 | G10177 | 2 | Hex Head Cap Screw, 5/8"-11 x 9 1/2" |
| | G10230 | 2 | Lock Washer, 5/8" |
| | G10104 | 2 | Hex Nut, 5/8"-11 |
| 14 | G3310-92 | 1 | Chain, No. 40, 92 Pitch Including Connector Link |
| | G3310-100 | - | Chain, No. 40, 100 Pitch Including Connector Link, Used With Half Rate (2 To 1) Drive Reduction |
| | GR0912 | - | Connector Link, No. 40 |
| 15 | GD14431 | 1 | Handle |
| 16 | G11078 | 1 | Vinyl Cap |
| 17 | GD5857 | 2 | Spring |
| 18 | GA5629 | 1 | Transmission Plate W/Bearings, Grease Fittings and Retaining Rings |
| | GA5116 | 3 | Bearing, 7/8" Hex Bore, Cylindrical (Included W/GA5629) |
| | GA5624 | 1 | Special Bearing, 7/8" Hex Bore x 1.6" (Included W/GA5629) |
| | GD6551 | 4 | Ring (Included W/GA5629) |
| | G10640 | - | Grease Fitting, 1/4"-28 (Included W/GA5629) |
| 19 | GD7127 | 1 | Shear Coupler |
| 20 | G10821 | 1 | Clevis Pin, 3/16" x 2" |
| | G10455 | | Cotter Pin, 1/16" x 1/2" |
| 21 | GA5106 | 1 | Sprocket, 17 Tooth |
| | GA5107 | 1 | Sprocket, 19 Tooth |
| | GA5108 | 2 | Sprocket, 23 Tooth |
| | GA5109 | 1 | Sprocket, 24 Tooth |
| | GA5110 | 1 | Sprocket, 25 Tooth |
| | GA5111 | 1 | Sprocket, 26 Tooth |
| | GA5112 | 1 | Sprocket, 27 Tooth |
| | GA5113 | 1 | Sprocket, 28 Tooth |
| 22 | GD7822 | 1 | Shaft, 7/8" x 7" |

| ITEM | PART NO. | QTY. | DESCRIPTION |
|------|----------|------|--|
| 23 | G11100 | 1 | Hex Socket Button Head Cap Screw, ¼"-20 x ½", Grade 8 |
| | G10227 | 1 | Lock Washer, ¼" |
| | G11453 | 1 | Fender Washer, ¼" |
| 24 | G10496 | 2 | External Inverted Snap Ring, 1½" |
| 25 | GA7336 | 1 | Idler W/Bolt-On Sprockets |
| | GD7426 | - | Sprocket, 12 Tooth (Included W/GA7336) |
| | GD1026 | - | Sleeve, 1⅜" Long (Included W/GA7336) |
| | G11387 | - | Flat Washer, ⅜" SAE (Included W/GA7336) |
| | G10229 | - | Lock Washer, ⅜" (Included W/GA7336) |
| | G10047- | - | Hex Head Cap Screw, ⅜"-16 x 1¼" (Included W/GA7336) |
| 26 | G3310-80 | 1 | Chain, No. 40, 80 Pitch Including Connector Link |
| | GR0912 | - | Connector Link, No. 40 |
| 27 | G11075 | 3 | External Inverted Snap Ring, ⅞" |
| 28 | GD2558 | 3 | Lynch Pin, ¼" |
| 29 | G10602 | 5 | Spring Pin, ¼" x 1½" |
| 30 | GA5146 | 1 | Sprocket Storage Rod |
| 31 | G10017 | 1 | Hex Head Cap Screw, ½"-13 x 1½" |
| | G10527 | 1 | Lock Washer, ½", Internal/External |
| | G10111 | 1 | Lock Nut, ½"-13 |
| 32 | GD5835 | 1 | Shaft, ⅞" x 7" |
| 33 | G10870 | 1 | Clevis Pin, ⅜" x 1" |
| | G10860 | 1 | Retaining Ring, ⅜" |
| 34 | G10004 | 1 | Hex Head Cap Screw, ⅜"-16 x 1¼" |
| | G10229 | 1 | Lock Washer, ⅜" |
| | G11387 | 1 | Flat Washer, ⅜" SAE |
| | GD15538 | 2 | Spacer, ⅜" I.D. x ⅞" O.D., 7 Gauge |
| | GD5756 | 1 | Special Nut, ⅜"-16 |
| 35 | GA5106 | 1 | Sprocket, 17 Tooth, Standard Drive |
| | GA5202 | - | Sprocket, 34 Tooth, Half Rate (2 To 1) Drive Reduction |
| 36 | G10460 | 1 | Cotter Pin, ¼" x 2" |
| 37 | G2100-03 | 1 | Bearing, ⅞" Hex Bore, Spherical |
| 38 | G3400-01 | 2 | Flangette |
| 39 | GD5830 | 1 | Angle Support, R.H. (Style A) (Replaced with GD30624) |
| | GD30624 | 1 | Angle Support, R.H. (Style B) |
| 40 | GD5824 | 1 | Plate, R.H. |
| 41 | GD19343 | 1 | Release Collar, R.H. |
| 42 | GD14427 | 1 | Tightener Shaft, 4 ⅞ |
| 43 | GD14432 | 1 | Sleeve, 1 ¼" |
| 44 | GD14413 | 1 | Torsion Spring, L.H. (Used On R.H. Wrap Spring Wrench) |
| 45 | G10017 | 2 | Hex Head Cap Screw, ½"-13 x 1 ½" |
| | G10228 | 2 | Lock Washer, ½" |
| | G10102 | 2 | Hex Nut, ½"-13 |
| 46 | G10038 | 1 | Hex Head Cap Screw, ½"-13 x 3" |
| | G10128 | - | Machine Bushing, ½", 14 Gauge (As Required) |
| | G10228 | 1 | Lock Washer, ½" |
| | G10102 | 1 | Hex Nut, ½"-13 |
| 47 | GB0259 | - | Spacer, 1" |
| 48 | GA7841 | - | Bearing, ⅞" Hex Bore |
| 49 | GD16302 | - | Reverser Plate (Style A) (Replaced With GD30622) |
| | GD30622 | - | Reverser Plate (Style B) |
| A | G1K378 | - | Wrap Spring Wrench Replacement Kit, Blue Collar, R.H. (Items 15, 16, 23, 24, 27 and 41-44) |

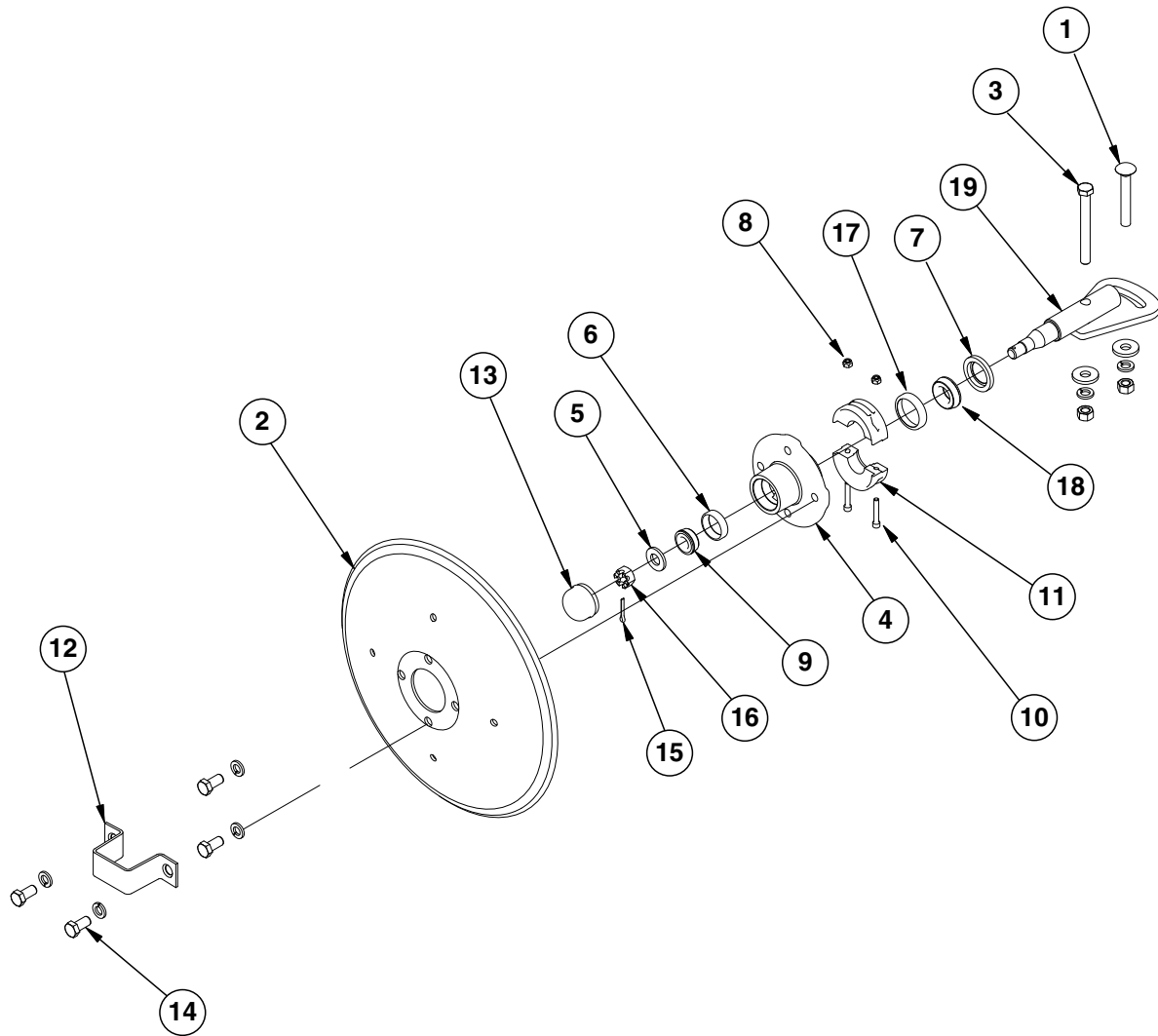
This page left blank intentionally.

MKR010(MKR1a)



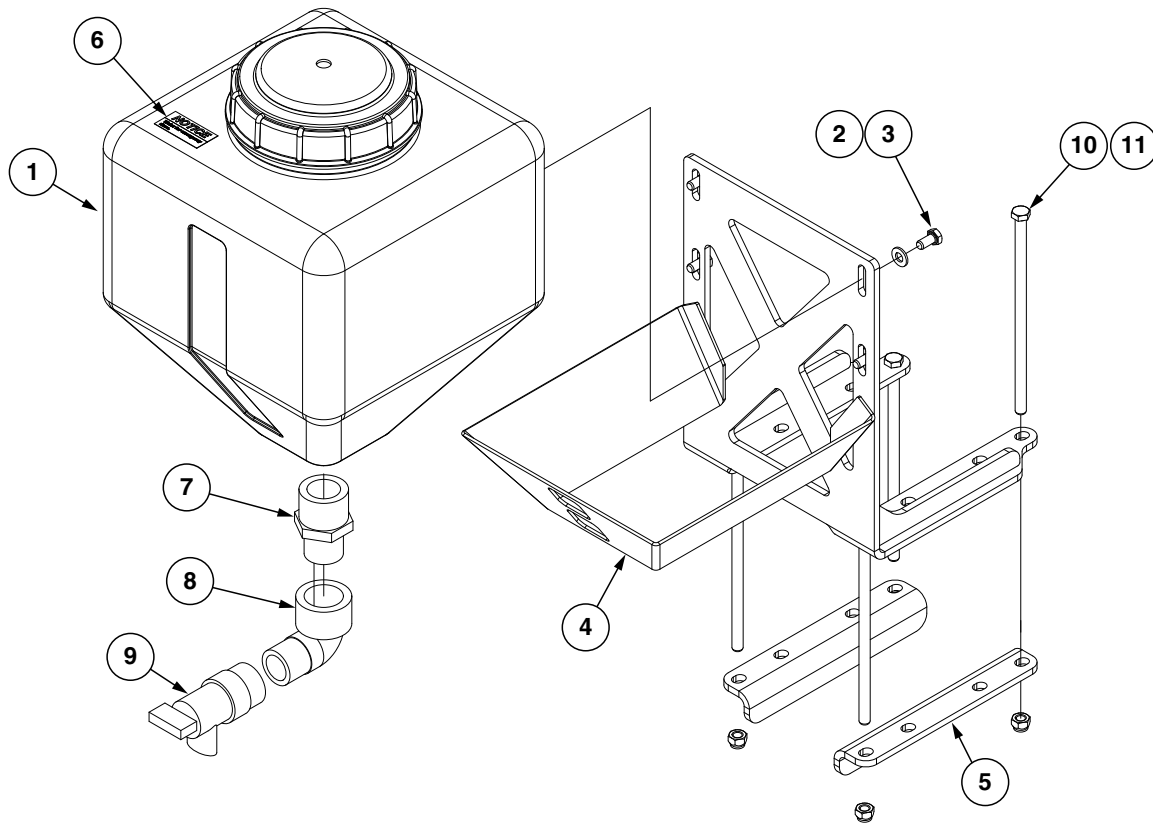
| ITEM | PART NO. | QTY. (Per Assy.) | DESCRIPTION |
|------|-----------|---------------------|--|
| 1 | GD0453-07 | 1 | Extension Tube, 45", 6 Row |
| 2 | GD2721 | 1 | U-Bolt, 2" x 2" x 1/2"-13 |
| | G10228 | 2 | Lock Washer, 1/2" |
| | G10102 | 2 | Hex Nut, 1/2"-13 |
| 3 | GA5183 | 1 | Arm W/Grease Fittings, 58 1/2", 6 Row |
| | G10640 | - | Grease Fitting, 1/4"-28 (Included W/GA5175, GA5184, or GA5183) |
| 4 | GD0462 | 1 | Safety Lockup Pin |
| | G10670 | 1 | Hair Pin Clip, No. 3 |
| | G10187 | 1 | Spring Pin, 5/32" x 2" |
| 5 | GA5178 | 1 | Mount W/Grease Fittings, 6 Row |
| | G10640 | - | Grease Fitting, 1/4"-28 (Included W/GA5177 or GA5178) |
| 6 | GD0438 | 1 | Pin, 13 1/2" |
| | G10460 | 2 | Cotter Pin, 1/4" x 2" |
| 7 | G10133 | 1 | Hex Head Cap Screw, 5/16"-18 x 1 1/2" |
| | G10109 | 1 | Lock Nut, 5/16"-18, Grade 8 |
| 8 | GD5892 | 1 | Hose Clamp, 5/8" x 1 1/2" x 1 1/2" |
| 9 | G10008 | 4 | Hex Head Cap Screw, 5/8"-11 x 2" |
| | G10230 | 4 | Lock Washer, 5/8" |
| 10 | --- | - | See "Row Marker Spindle/Hub/Blade" on page P72 |
| 11 | GR0962 | 1 | Pin, 1" x 3 3/8" |
| | GR0193 | 2 | Hair Pin Clip |

IP1035aa



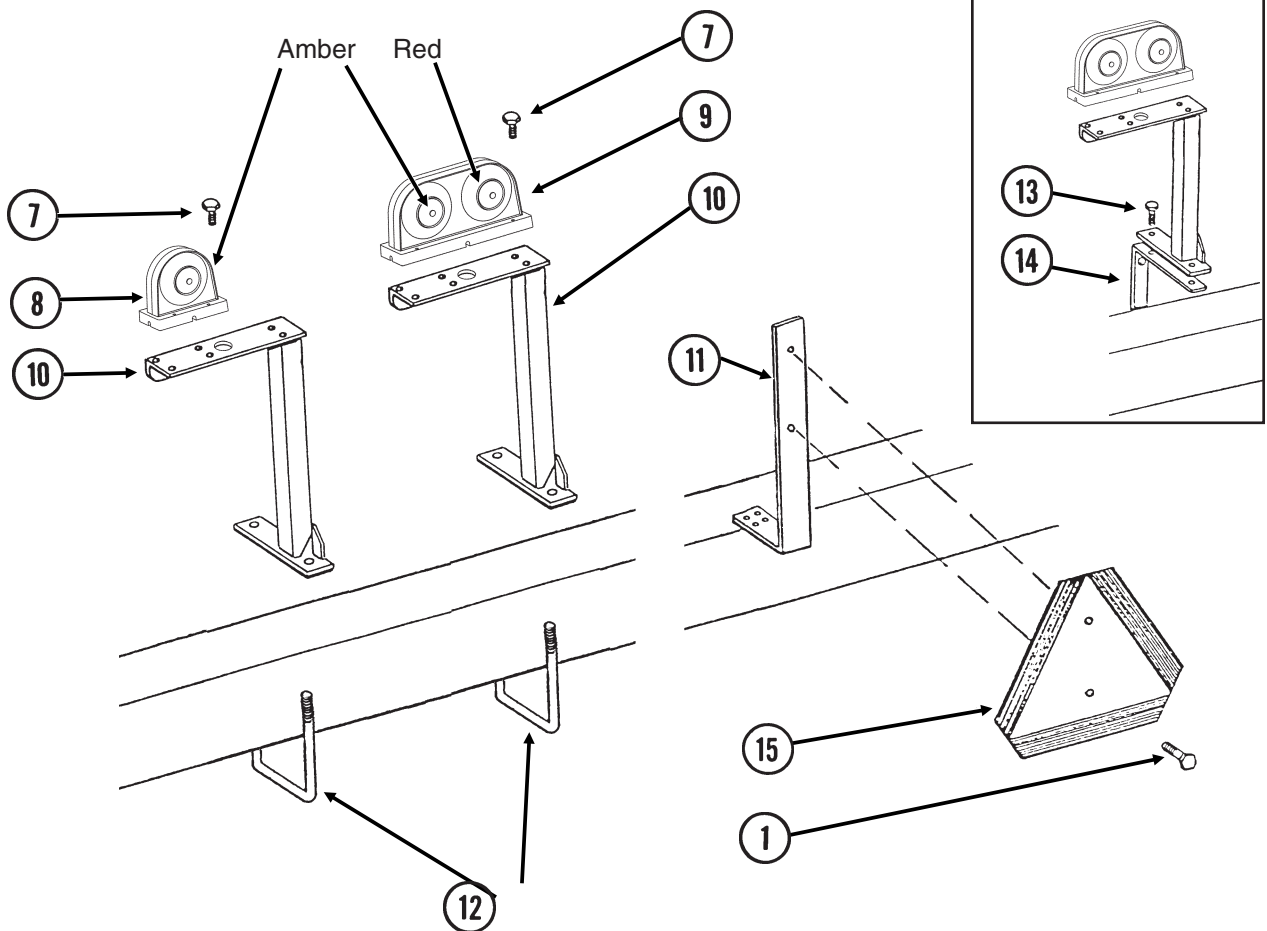
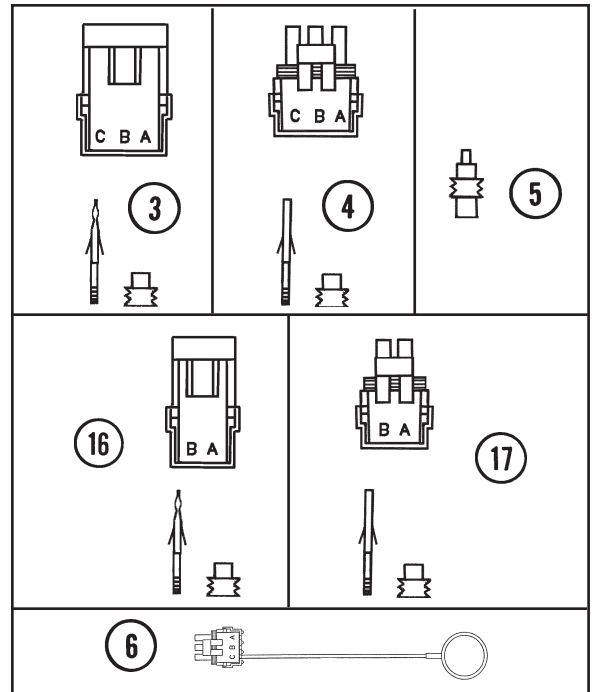
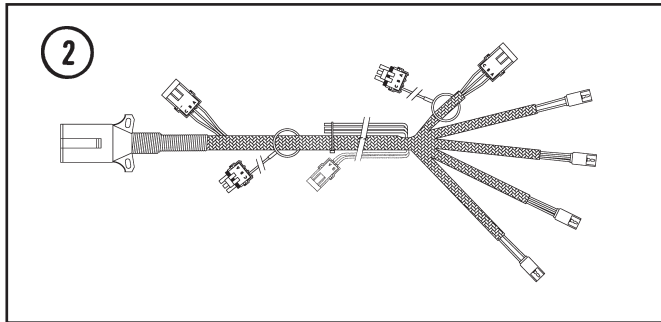
| ITEM | PART NO. | QTY. (Per Assy.) | DESCRIPTION |
|------|----------|---------------------|--|
| 1 | G10844 | 1 | Carriage Bolt, 1/2"-13 x 3 1/2" |
| | G10168 | 2 | Machine Bushing, 1/2", 7 Gauge |
| | G10228 | 2 | Lock Washer, 1/2" |
| | G10102 | 2 | Hex Nut, 1/2"-13 |
| 2 | GD0746 | 1 | Disc Blade, Solid, 16" (Shown) |
| | GD10283 | - | Disc Blade, Notched, 16" (Optional) |
| 3 | G10045 | 1 | Hex Head Cap Screw, 1/2"-13 x 4 1/2" |
| | G10168 | 2 | Machine Bushing, 1/2", 7 Gauge |
| | G10228 | 2 | Lock Washer, 1/2" |
| | G10102 | 2 | Hex Nut, 1/2"-13 |
| 4 | GA0167 | 1 | Hub W/Cups, 4 Bolt (Includes Items 6 and 17) |
| 5 | G11391 | 1 | Flat Washer, 5/8" SAE |
| 6 | GR0151 | 1 | Outer Cup |
| 7 | GD21540 | 1 | Grease Seal |
| 8 | G10110 | 2 | Lock Nut, 1/4"-20, Grade B |
| 9 | GA0257 | 1 | Bearing |
| 10 | G11418 | 2 | Hex Socket Head Cap Screw, 1/4" x 1 1/2" |
| 11 | GB0554 | 2 | Hub Shield |
| 12 | GD2597 | 1 | Retainer |
| 13 | GD0840 | 1 | Dust Cap |
| 14 | G10722 | 4 | Hex Head Cap Screw, 1/2"-20 x 1" |
| | G10228 | 4 | Lock Washer, 1/2" |
| 15 | G10544 | 1 | Cotter Pin, 5/32" x 1" |
| 16 | G10725 | 1 | Slotted Hex Nut, 5/8"-18 |
| 17 | GR0150 | 1 | Inner Cup |
| 18 | GA0245 | 1 | Bearing |
| 19 | GA15151 | 1 | Spindle |
| A | GA13719 | - | Marker Hub Assembly, (Items 4-7, 9, and 12-19) |

A21003



| ITEM | PART NO. | QTY. | DESCRIPTION |
|------|-----------|------|-------------------------------------|
| 1 | GD30723 | 1 | 4 Gallon Water Tank W/Lid |
| 2 | G11386 | 4 | Flat Washer, 5/16" SAE |
| 3 | G10018 | 4 | Hex Head Cap Screw, 5/16"-18 x 5/8" |
| 4 | GA21002 | 1 | Water Tank Mount |
| 5 | GD30221 | 2 | Water Tank Mount Brackets |
| 6 | G7100-501 | 1 | Decal, Notice |
| 7 | G10727 | 1 | Reducing Nipple, 1-1/4" x 1" |
| 8 | G11742 | 1 | 1" NPT 90° Elbow |
| 9 | GD30722 | 1 | 1" NPTF Flush Valve |
| 10 | G10686 | 4 | Hex Head Cap Screw, 3/8"-16 x 8" |
| 11 | G10108 | 4 | Lock Nut, 3/8"-16 |

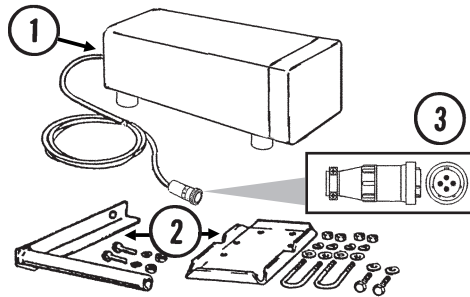
PFA052/PFA055(ELC9/A9206a/MTR27a/ELC8/PT49f)



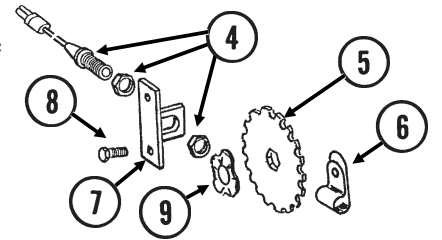
| ITEM | PART NO. | QTY. | DESCRIPTION |
|------|----------|------|---|
| 1 | G10023 | 2 | Hex Head Cap Screw, 1/4"-20 x 3/4" |
| | G10110 | 2 | Lock Nut, 1/4"-20, Grade B |
| 2 | GA9207 | - | Wiring Harness W/7 Terminal Female Connector, 329", 6 Row (4 Light Connections) |
| | GA9206 | - | Wiring Harness W/7 Terminal Female Connector, 396", 8 Row (4 Light Connections) |
| | GA25321 | - | Eu Harness Adapter |
| | GA5385 | - | 7 Terminal Female Connector |
| 3 | G1K248 | - | 3-Pin Female Connector Kit (Black), Includes: (3) 3-Pin Female Housings, (9) Pin Contacts, (9) Seals |
| 4 | G1K252 | - | 3-Pin Male Connector Kit (Black), Includes: (3) 3-Pin Male Housings, (9) Socket Contacts, (9) Seals |
| 5 | GD11089 | - | Sealing Plug |
| 6 | GA8047 | - | Dust Plug (Black) |
| 7 | G10064 | 8-16 | Hex Head Cap Screw, 1/4"-20 x 1" |
| | G11385 | 8-16 | Flat Washer, 1/4" SAE |
| | G10110 | 8-16 | Lock Nut, 1/4"-20, Grade B |
| 8 | GA6701 | 1 | Single Amber Light Assembly |
| | GR1956 | - | Amber Lens Kit, Includes: (1) Amber Lens, (1) Gasket, and (3) Hex Head Cap Screws (Included W/GA6701) |
| | GR1208 | - | Bulb (Included W/GA6701) |
| 9 | GA6699 | 1 | Double Light Assembly |
| | GA6700 | 1 | Double Light Assembly (Shown) |
| | GR1956 | - | Amber Lens Kit, Includes: (1) Amber Lens, (1) Gasket, and (3) Hex Head Cap Screws (Included W/GA6699 or GA6700) |
| | GR1957 | - | Red Lens Kit, Includes: (1) Red Lens, (1) Gasket, and (3) Hex Head Cap Screws (Included W/GA6699 or GA6700) |
| | GR1958 | - | Black Cover Kit, Includes: (1) Black Cover, (1) Gasket, and (3) Hex Head Cap Screws (Included W/GA6699 or GA6700) |
| | GR1208 | - | Bulb |
| 10 | GA6823 | 1 | Bracket, L.H. (Shown) |
| | GA6824 | 1 | Bracket, R.H. |
| 11 | GD7152 | 1 | Bracket |
| 12 | GD7145 | 2-4 | U-Bolt, 7" x 7" x 1/2"-13 |
| | G10228 | 4-8 | Lock Washer, 1/2" |
| | G10102 | 4-8 | Hex Nut, 1/2"-13 |
| 13 | G10039 | - | Hex Head Cap Screw, 1/2"-13 x 1 3/4" |
| | G10228 | - | Lock Washer, 1/2" |
| | G10102 | - | Hex Nut, 1/2"-13 |
| 14 | GD8304 | - | Bracket (Used To Mount Light Bracket When HD Single Disc Fertilizer Openers Are Used) |
| 15 | GD2199 | 1 | SMV Sign |
| 16 | G1K321 | - | 2-Pin Female Connector Kit (Black), Includes: (3) 2-Pin Female Housings, (6) Pin Contacts, (6) Seals |
| 17 | G1K320 | - | 2-Pin Male Connector Kit (Black), Includes: (3) 2-Pin Male Housings, (6) Socket Contacts, (6) Seals |
| 18 | GA26751 | 1 | EU Harness Powder Adapter |

(MTR46dd)

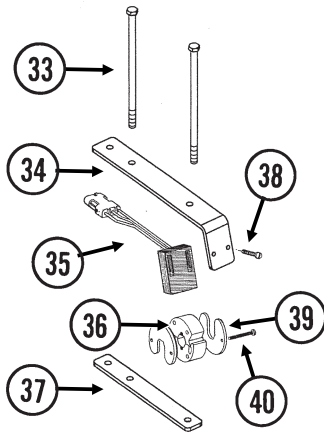
Radar Distance Sensor



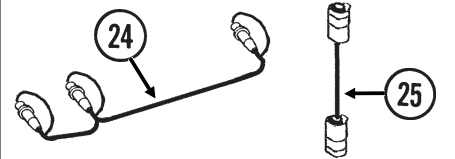
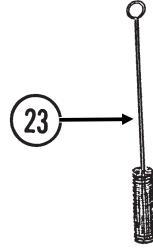
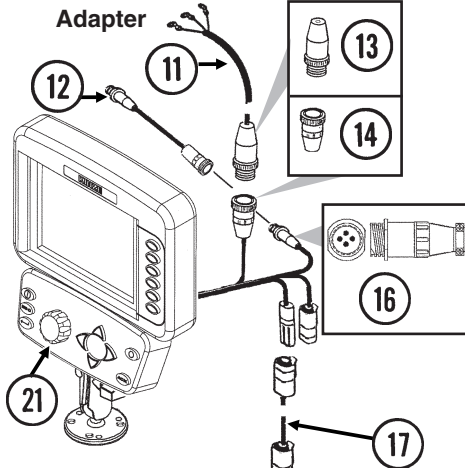
Magnetic Distance Sensor (MDS)



Shaft Rotation Sensor

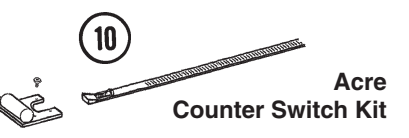
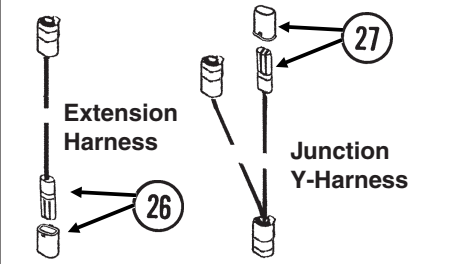


Power Lead Adapter

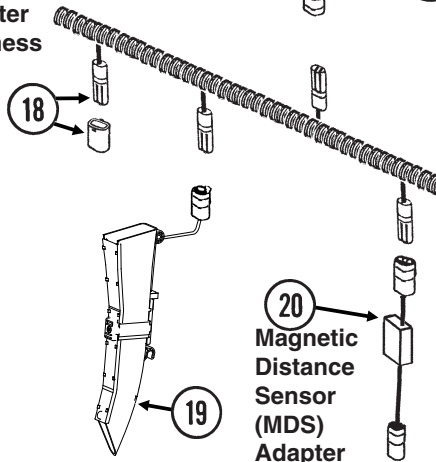


Radar Y-Cable


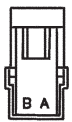
Adapter Harness



Planter Harness



Magnetic Distance Sensor (MDS) Adapter

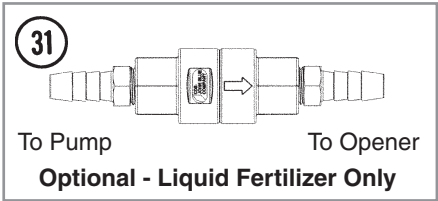
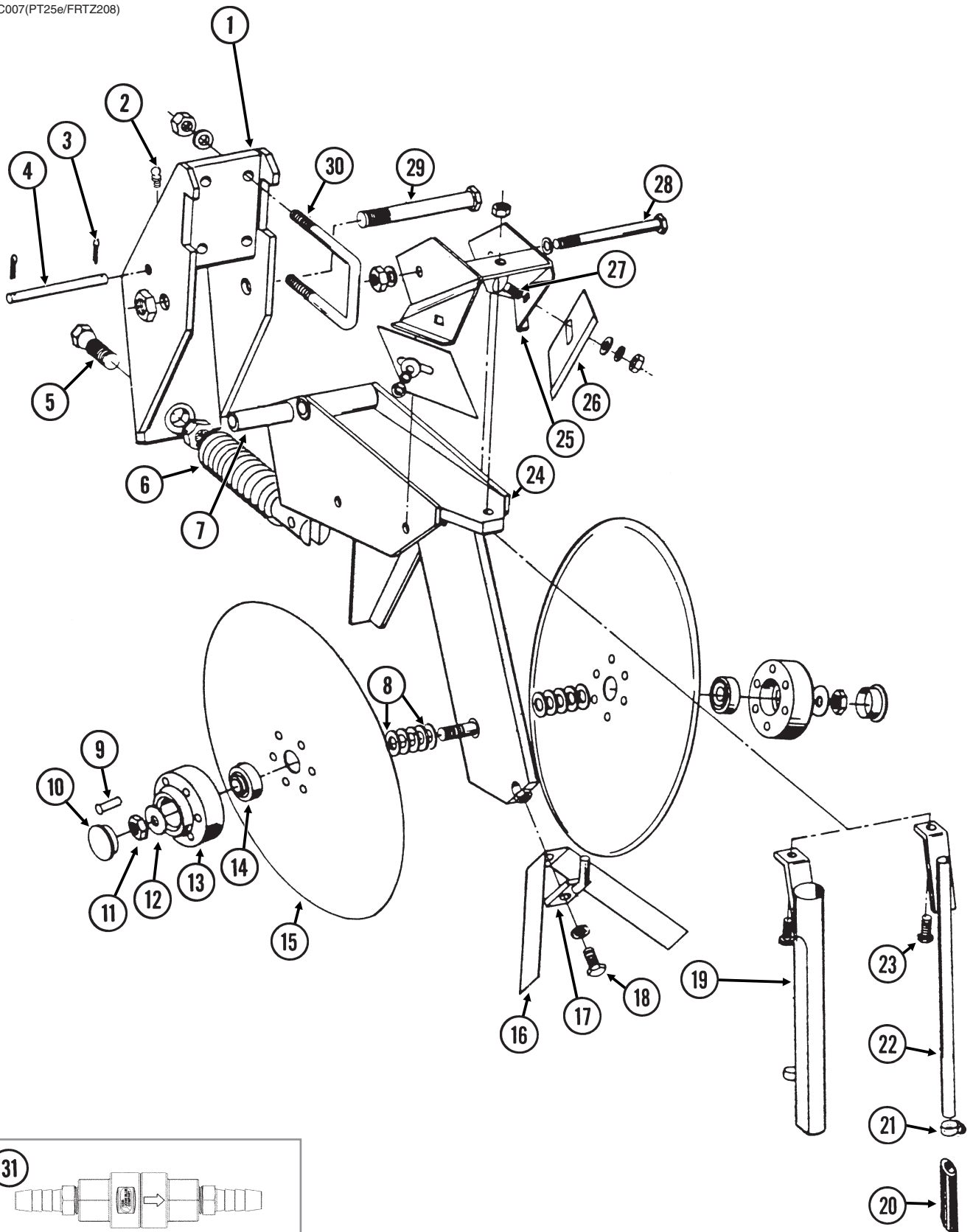


| ITEM | PART NO. | QTY. | DESCRIPTION |
|------|----------|------|---|
| 1 | GA7858 | - | Radar Distance Sensor W/20' Cable |
| 2 | GA8026 | - | Radar Sensor Pipe/Mounting Bracket Package |
| 3 | G1K323 | - | 4-Pin Connector Kit W/Female Housing, Includes: (4) Pins and (1) Cable Clamp |
| 4 | GA5600 | 1 | Magnetic Distance Sensor |
| 5 | GD8751 | - | Magnetic Distance Sensor Pulse Wheel |
| 6 | GD13348 | - | Insulated Clamp, 1 ¹ / ₁₆ " |
| 7 | GD8770 | 1 | Bracket |
| 8 | G10001 | 2 | Hex Head Cap Screw, 3/8"-16 x 1" |
| | G10229 | 2 | Lock Washer, 3/8" |
| | G10101 | 2 | Hex Nut, 3/8"-16 |
| 9 | GD8771 | 1 | Spring Wave Washer |
| 10 | G1K249 | - | Acre Counter Switch Kit |
| 11 | GA7856 | 1 | Power Lead Adapter |
| 12 | GA9144 | - | Monitor/Radar Adapter Cable, 10" |
| 13 | G1K267 | - | Power Lead Adapter Connector Kit, Includes: (1) Cable Clamp, (1) 3-Pin Connector, (3) Male Terminal Pins |
| 14 | G1K268 | - | Console Cable Connector Kit, Includes: (1) Cable Clamp, (1) 3-Pin Connector, (1) Lock Ring, (3) Female Terminal Pins |
| 15 | GA8046 | - | Dust Plug (Black) |
| | GA9978 | - | Dust Plug (Blue) |
| 16 | G1K322 | - | 4-Pin Connector Kit W/Male Housing, (4) Female Socket Contacts and (1) Cable Clamp |
| 17 | --- | - | Included In Planter Wiring Harness, See Item 2, on page P75 |
| 18 | GA8021 | - | Planter Harness W/Dust Caps, 4 Row (7 Connectors) |
| | GA8022 | - | Planter Harness W/Dust Caps, 6 Row (9 Connectors) (6 Row Mechanical) |
| | GA7850 | - | Planter Harness W/Dust Caps, 8 Row (12 Connectors) (6 Row Vacuum, 8 Row Mechanical/Vacuum) |
| | GB1090 | - | Dust Cap (Included W/GA8021, GA8022, and GA7850) |
| 19 | GA21515 | - | Seed Tube W/Computerized Sensor |
| | GA20902 | - | Seed Tube (With Holes For Sensor Installation) (Included W/GA21515) |
| 20 | GA7859 | 1 | Magnetic Distance Sensor Adapter (Analog To Digital) |
| 21 | G8647x | 1 | KPM III Backlit Console W/Brush (Item 23), Dust Plug (Item 15), Console Mounting Bracket Hardware and Power Harness |
| | GA12403 | - | Mounting Bracket Assembly, Includes: (2) Mounting Brackets, (2) Connector Halves, (1) Compression Spring, (1) Tension Knob, (1) 1/4"-20 x 1 3/4" Hex Head Cap Screw, (1) 1/4" Plastic Washer, (1) 1/4" Steel Washer |
| | GR1762 | - | Console Mounting Bracket Hardware Package, Includes: (3) No. 10-32 x 5/8" Hex Socket Pan Head Plated Screw, (3) 1/4" Plated Lock Washers (Included W/G8647X) |
| | GA16082 | - | Power Harness (Included W/G8647X) |
| 22 | GA8047 | - | Dust Plug (Black) |
| | GA9979 | - | Dust Plug (Blue) |
| 23 | GR0594 | - | Brush |
| 24 | GR0586 | 1 | Radar Y-Cable (Used To Connect Radar Distance Sensor For Multiple |
| 25 | GA7857 | - | Adapter Harness, 1' |
| 26 | GA7854 | - | Extension Harness W/Dust Cap, 15' |
| | GA7855 | - | Extension Harness W/Dust Cap, 30' |
| | GB1090 | - | Dust Cap (Included W/GA7854 and GA7855) |
| 27 | GA7853 | - | Junction Y-Harness W/Dust Cap |
| | GB1090 | - | Dust Cap (Included W/GA7853) |
| 28 | G1K321 | - | 2-Pin Female Connector Kit (Black), Includes: (3) 2-Pin Female Housings, (6) Pin Contacts, (6) Seals |
| 29 | G1K320 | - | 2-Pin Male Connector Kit (Black), Includes: (3) 2-Pin Male Housings, (6) Socket Contacts, (6) Seals |

| ITEM | PART NO. | QTY. | DESCRIPTION |
|------|----------|------|--|
| 30 | G1K248 | - | 3-Pin Female Connector Kit (Black), Includes: (3) 3-Pin Female Housings, (9) Pin Contacts, (9) Seals |
| | G1K362 | - | 3-Pin Female Connector Kit (Blue), Includes: (3) 3-Pin Female Housings, (9) Pin Contacts, (9) Seals |
| 31 | G1K252 | - | 3-Pin Male Connector Kit (Black), Includes: (3) 3-Pin Male Housings, (9) Pin Contacts, (9) Seals |
| | G1K363 | - | 3-Pin Male Connector Kit (Blue), Includes: (3) 3-Pin Male Housings, (9) Pin Contacts, (9) Seals |
| 32 | GD11089 | - | Sealing Plug |
| 33 | G10686 | 4 | Hex Head Cap Screw, 3/8"-16 x 8" |
| | G10229 | 2 | Lock Washer, 3/8" |
| | G10101 | 2 | Hex Nut, 3/8"-16 |
| 34 | GD18118 | 2 | Shaft Sensor Mount |
| 35 | GR1415 | 1 | Rotation Sensor |
| 36 | GR1414 | 1 | Actuator |
| 37 | GD18168 | 2 | Mount |
| 38 | G11288 | 2 | Pan Head Screw, No. 10-32 x 1 1/2" |
| | G10243 | 2 | Washer, No. 10 SAE |
| | G10758 | 2 | Hex Nut, No. 10-32 |
| 39 | GD11474 | 2 | Cover |
| 40 | G10927 | 2 | Pan Head Machine Screw, No. 8-32 x 1 1/4", Stainless Steel |
| | G10931 | 2 | Lock Washer, No. 8, Internal/External, Stainless Steel |
| | G10928 | 2 | Hex Nut, No. 8-32, Stainless Steel |
| A | GA6147 | - | Magnetic Distance Sensor and Mounting Package (Items 4-9) |
| B | GR1763 | - | KPM III Loaner (Display Only) |
| C | GA13521 | - | Shaft Sensor Mounting Pkg. (Items 33, 34, and 37-40) |
| D | GA13522 | - | Shaft Rotation Sensor (1 Sensor, 1 Actuator) (Items 35 and 36) |

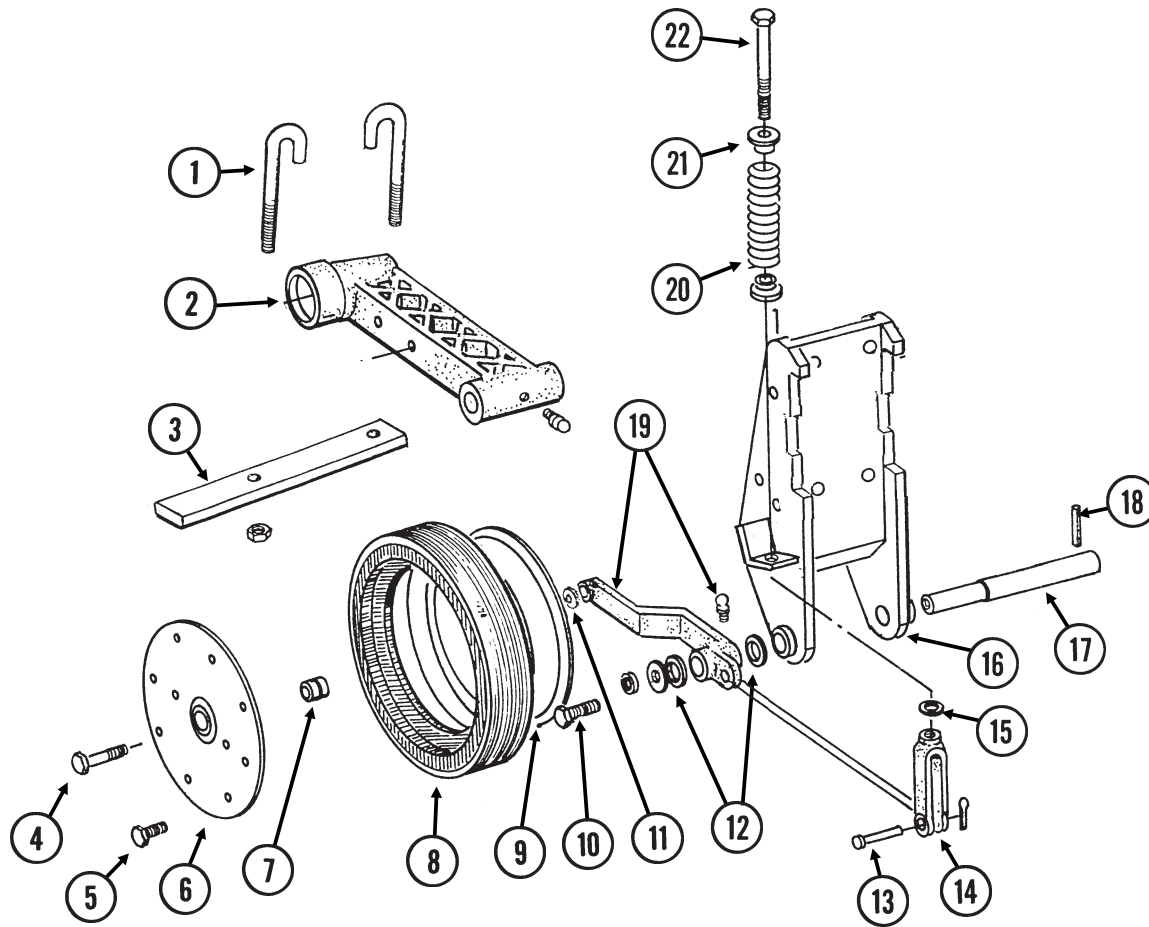
This page left blank intentionally.

FOC007(PT25e/FRTZ208)



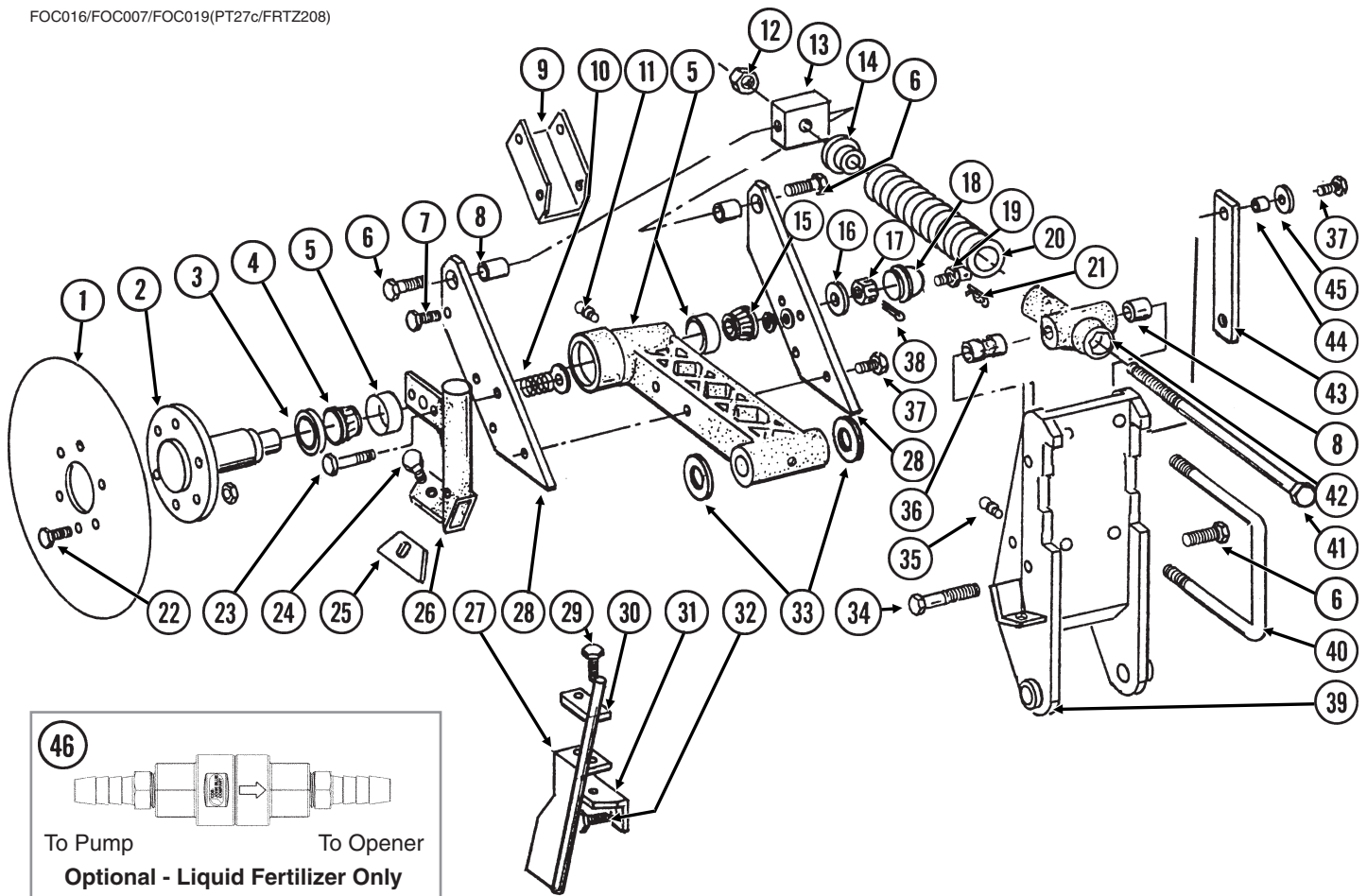
| ITEM | PART NO. | QTY. (Per Assy.) | DESCRIPTION |
|------|----------|---------------------|--|
| 1 | GA8483 | 1 | Bracket |
| 2 | G10938 | 1 | Grease Fitting, 1/4"-28, Taper Threads |
| 3 | G10451 | 2 | Cotter Pin, 1/8" x 1" |
| 4 | GD1657 | 1 | Lockup Pin |
| 5 | GD0962 | 1 | Hex Head Adjusting Bolt, 5/8"-18 x 3/4" |
| | G10499 | 1 | Hex Jam Nut, 5/8"-18, Grade 2 |
| 6 | GA0328 | 1 | Spring |
| 7 | GD0487 | 1 | Bushing, 41/64" I.D. x 3 1/2" Long |
| 8 | GD30725 | - | Machine Bushing, 5/8" (.030" Thick) |
| 9 | G10542 | 12 | Rivet, 1/4" x 1 5/16" |
| 10 | GD1132 | 2 | Dust Cap |
| 11 | G10503 | 1 | Hex Jam Nut, 5/8"-11, Grade 2 |
| | G10504 | 1 | Hex Jam Nut, 5/8"-11, L.H. Thread, Grade 2 |
| 12 | G10204 | 2 | Special Machine Bushing, 5/8" x 1" O.D. |
| 13 | GB0134 | 2 | Hub |
| 14 | GA2014 | 2 | Bearing |
| 15 | GD11306 | 2 | Disc Blade, 3.5 mm x 15" |
| 16 | GD2589 | 1 | Inner Scraper |
| 17 | GA0312 | 1 | Mount |
| 18 | G10019 | 1 | Hex Head Cap Screw, 5/16"-18 x 1" |
| | G10232 | 1 | Lock Washer, 5/16" |
| 19 | GA1369 | - | Drop Tube, Dry Fertilizer |
| 20 | GD11705 | - | Extension |
| 21 | G10681 | - | Hose Clamp, No. 6 |
| 22 | GA8685 | - | Drop Tube, Liquid Fertilizer |
| 23 | G10133 | 1 | Hex Head Cap Screw, 5/16"-18 x 1 1/2" |
| | G11386 | 1 | Flat Washer, 5/16" SAE |
| | G10109 | 1 | Lock Nut, 5/16"-18, Grade 8 |
| 24 | GA9195 | 1 | Shank |
| 25 | GA0810 | 1 | Scraper Mount |
| 26 | GD1673 | 2 | Scraper |
| 27 | G10305 | 2 | Carriage Bolt, 3/8"-16 x 1" |
| | G11387 | 2 | Flat Washer, 3/8" SAE |
| | G10229 | 2 | Lock Washer, 3/8" |
| | G10101 | 2 | Hex Nut, 3/8"-16 |
| 28 | G10045 | 1 | Hex Head Cap Screw, 1/2"-13 x 4 1/2" |
| | G10111 | 1 | Lock Nut, 1/2"-13 |
| 29 | G10046 | 1 | Hex Head Cap Screw, 5/8"-11 x 5" |
| | G10107 | 1 | Lock Nut, 5/8"-11 |
| 30 | GD1138 | 2 | U-Bolt, 2 1/2" x 2 1/2" x 1 1/2"-13 |
| | G10228 | 4 | Lock Washer, 1/2" |
| | G10102 | 4 | Hex Nut, 1/2"-13 |
| 31 | GA15416 | 1 | Check Valve Assembly |
| | GA15415 | 1 | Check Valve (Included W/GA15416) |
| | G11436 | 2 | Hose Barb, 1/4" Male NPT To 3/8" Barb (Included W/GA15416) |
| A | GA8845 | - | Disc Blade and Bearing Assembly (Items 9 and 13-15) |

(TWL35d)



| ITEM | PART NO. | QTY. (Per Assy.) | DESCRIPTION |
|------|----------|---------------------|--|
| 1 | GD9705 | 2 | J-Bolt, 1/2"-13 |
| | G10228 | 2 | Lock Washer, 1/2" |
| | G10102 | 2 | Hex Nut, 1/2"-13 |
| 2 | --- | - | See "HD Single Disc Fertilizer Opener (Blade and Drop Tube)" on page P85 |
| 3 | GD9706 | 1 | Lockup Bar |
| 4 | G10010 | 1 | Hex Head Cap Screw, 5/8"-11 x 3" |
| 5 | G10961 | 11 | Flanged Whiz Lock Screw, 5/16"-18 x 3/4", No Serration |
| | G10620 | 11 | Serrated Flange Nut, 5/16"-18 |
| 6 | GD11954 | 1 | Half Wheel Cover, Nylon |
| 7 | GA6171 | 1 | Bearing |
| 8 | GD11953 | 1 | Offset Tire |
| 9 | GD11423 | 1 | Half Wheel |
| 10 | G10438 | 1 | Hex Head Cap Screw, 1/2"-13 x 3/4" |
| | G10228 | 1 | Lock Washer, 1/2" |
| | G11389 | 1 | Flat Washer, 1/2" SAE |
| 11 | G10230 | 1 | Lock Washer, 5/8" |
| 12 | G10526 | 10 | Machine Bushing, 1" (.048" Thick) |
| 13 | G10560 | 1 | Clevis Pin, 1/2" x 1 3/4" |
| | G10456 | 1 | Cotter Pin, 1/8" x 3/4" |
| 14 | GD8218 | 1 | Yoke |
| 15 | G11391 | 1 | Flat Washer, 5/8" SAE |
| 16 | --- | - | See "HD Single Disc Fertilizer Opener (Blade and Drop Tube)" on page P85 |
| 17 | GD7911 | 1 | Pivot Pin |
| 18 | G10610 | 1 | Spring Pin, 3/8" x 2" |
| 19 | GA8306 | - | Wheel Arm W/Grease Fitting, R.H. |
| | GA8305 | 1 | Wheel Arm W/Grease Fitting, L.H. (Shown) |
| | G10640 | 1 | Grease Fitting, 1/4"-28 (Included W/GA8306 and GA8305) |
| 20 | GD8308 | 1 | Spring |
| 21 | GB0212 | 2 | Spring Washer |
| 22 | GD9709 | 1 | Special Bolt |
| A | G1K215 | - | Lockup Kit (Items 1 and 3) |
| B | GA8877 | - | Gauge Wheel Complete (Items 5-9) |

FOC016/FOC007/FOC019(PT27c/FRTZ208)

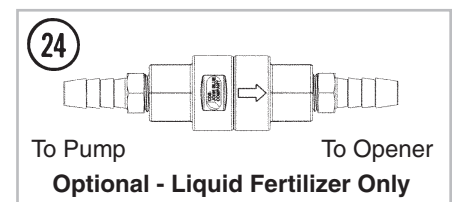
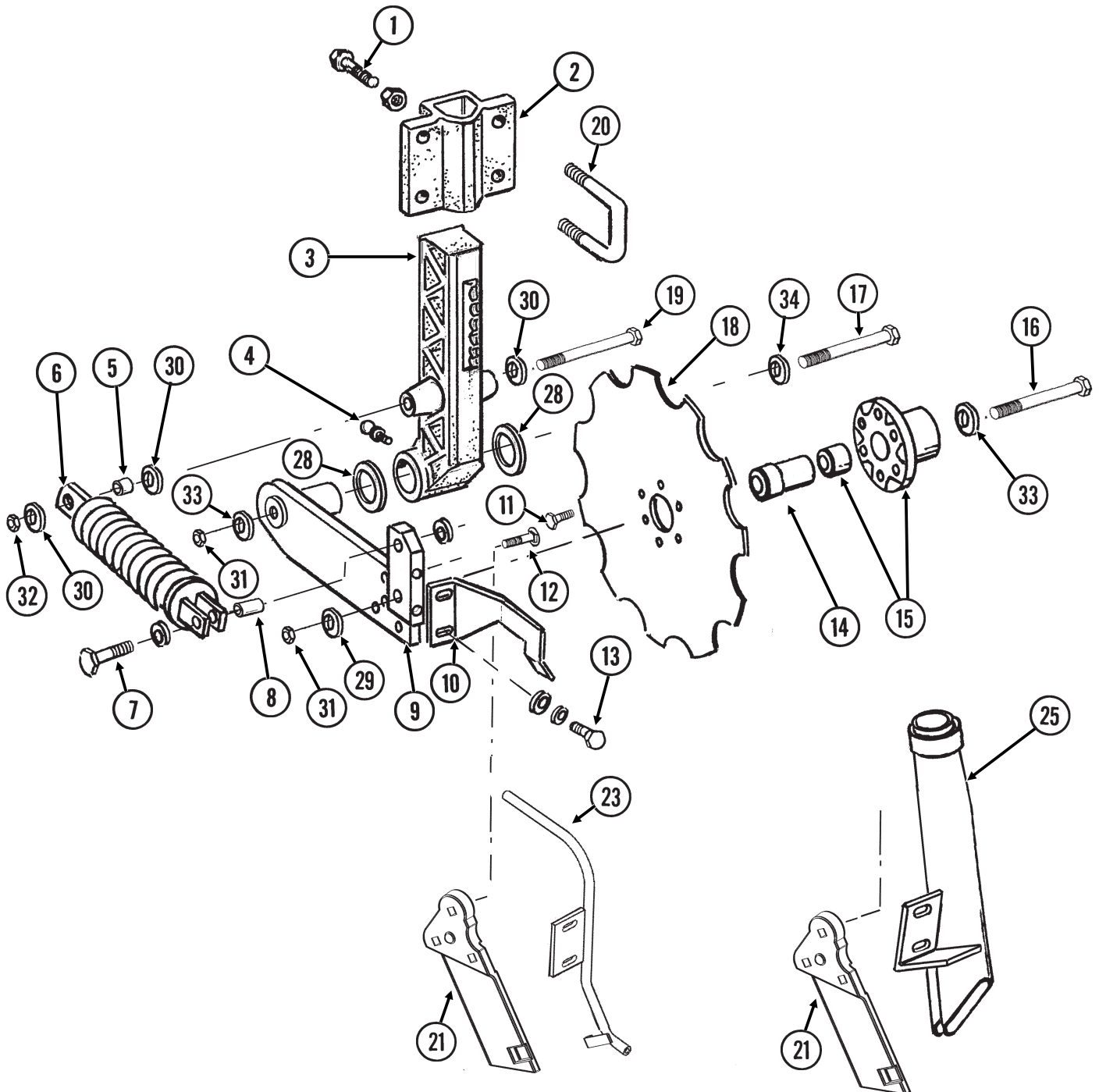


| ITEM | PART NO. | QTY. (Per Assy.) | DESCRIPTION |
|------|--------------------------------------|---------------------|---|
| 1 | GD7900 GD8247 | 1 - | Disc Blade, 18" Disc Blade, 20" (Optional) |
| 2 | GB0205 | 1 | Spindle |
| 3 | GA4286 | 1 | Seal |
| 4 | GA4287 | 1 | Bearing |
| 5 | GA5887 GD6553 GR0188 G11391 | 1 - - 3 | Arm W/Cups and Washers Inner Cup (Included W/GA5887) Outer Cup (Included W/GA5887) Flat Washer, 5/8" SAE (Included W/GA5887) |
| 6 | G10007 | 3 | Hex Head Cap Screw, 5/8"-11 x 1 1/2" |
| 7 | G10001 G10108 | 2 2 | Hex Head Cap Screw, 3/8"-16 x 1" Lock Nut, 3/8"-16 |
| 8 | GB0218 | 3 | Bushing, 2 1/32" I.D. x 7/8" O.D. x 1 9/32" Long |
| 9 | GD8238 | 1 | Channel |
| 10 | GD7962 | 2 | Spring |
| 11 | G10641 | 2 | Grease Fitting, 1/8" NPT |
| 12 | G10105 | 3 | Hex Nut, 3/4"-10 |
| 13 | GD7908 | 1 | Tap Block |
| 14 | GD34923 | 1 | Spring Seat |
| 15 | GA0237 | 1 | Bearing |
| 16 | G10220 | 1 | Machine Bushing, 1 1/16", 10 Gauge |

| ITEM | PART NO. | QTY. (Per Assy.) | DESCRIPTION |
|------|-----------|---------------------|--|
| 17 | G10507 | 1 | Slotted Nut, 1"-14 |
| 18 | GD1104 | 1 | Dust Cap |
| 19 | GD8276 | 1 | Pin |
| | G10237 | 1 | Lock Washer, 7/16" |
| | G10100 | 1 | Hex Nut, 7/16"-14 |
| 20 | GD10273 | 1 | Compression Spring |
| 21 | G10592 | 1 | Hair Pin Clip, No. 11 |
| 22 | G10594 | 6 | Bolt, 1/2"-13 x 1 1/2" |
| | G10111 | 6 | Lock Nut, 1/2"-13 |
| 23 | G10049 | 2 | Hex Head Cap Screw, 3/8"-16 x 2 1/2" |
| | G11387 | 2 | Flat Washer, 3/8" SAE |
| | G10108 | 2 | Lock Nut, 3/8"-16 |
| 24 | G10599 | 1 | Carriage Bolt, 3/8"-16 x 1 1/4" |
| | G11387 | 1 | Flat Washer, 3/8" SAE |
| | G10229 | 1 | Lock Washer, 3/8" |
| | G10101 | 1 | Hex Nut, 3/8"-16 |
| 25 | GD7912 | 1 | Scraper |
| 26 | GB0210 | - | Drop Tube, R.H., Dry Fertilizer |
| | GB0209 | 1 | Drop Tube, L.H., Dry Fertilizer (Shown) |
| 27 | GA8689 | 1 | Drop Tube, L.H., Liquid Fertilizer (Shown) |
| | GA8688 | - | Drop Tube, R.H., Liquid Fertilizer |
| 28 | GD8224 | 2 | Bar |
| 29 | G10004 | 2 | Hex Head Cap Screw, 3/8"-16 x 1 1/4" |
| | G10229 | 2 | Lock Washer, 3/8" |
| 30 | GD10487 | 1 | Clamp |
| 31 | GD10304 | - | Angle, R.H. |
| | GD10303 | 1 | Angle, L.H. (Shown) |
| 32 | G10016 | 2 | Hex Head Cap Screw, 1/2"-13 x 2" |
| | G10111 | 2 | Lock Nut, 1/2"-13 |
| 33 | G10322 | - | Machine Bushing, 1 1/4", 18 Gauge (As Required) |
| 34 | G10862 | 1 | Hex Head Cap Screw, 5/8"-11 x 3 1/4" |
| | G11391 | 2 | Flat Washer, 5/8" SAE |
| | G10230 | 1 | Lock Washer, 5/8" |
| 35 | G10640 | 1 | Grease Fitting, 1/4"-28 |
| 36 | GD10242 | 1 | Bushing, 2 1/4" |
| 37 | G10039 | 5 | Hex Head Cap Screw, 1/2"-13 x 1 3/4" |
| | G10111 | 5 | Lock Nut, 1/2"-13 |
| 38 | G10459 | 1 | Cotter Pin, 3/16" x 1 1/2" |
| 39 | GA7240 | - | Opener Mount, R.H. |
| | GA7239 | 1 | Opener Mount, L.H. (Shown) |
| 40 | GD1114 | 2 | U-Bolt, 7" x 7" x 5/8"-11 (8 1/2" Long) |
| | GD14559 | - | U-Bolt, 7" x 7" x 5/8"-11 (9" Long) |
| | G10230 | 4 | Lock Washer, 5/8" |
| | G10104 | 4 | Hex Nut, 5/8"-11 |
| 41 | GD7907 | 1 | Special Bolt |
| 42 | GB0206 | 1 | Rod Guide |
| 43 | GD8239 | 1 | Storage Strap |
| 44 | GD7904-02 | 1 | Sleeve, 1/2" x 1/2" Long |
| 45 | G11389 | 3 | Flat Washer, 1/2" SAE |
| 46 | GA15416 | - | Check Valve, Low Rate |
| | GA15415 | 1 | Check Valve (Included W/GA15416) |
| | G11436 | 2 | Hose Barb, 1/4" Male NPT To 3/8" Barb (Included W/GA15416) |

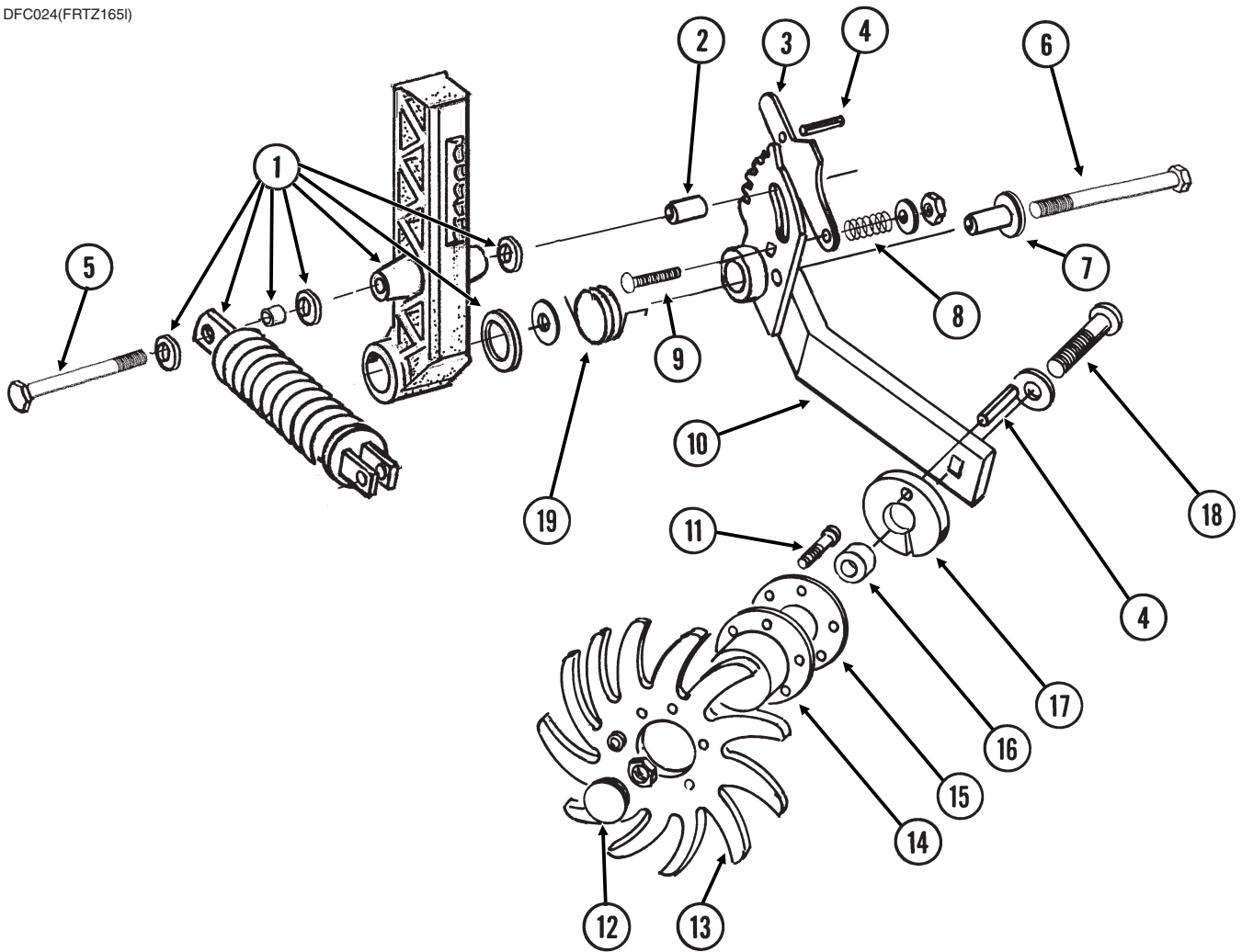
(FRTZ268b/A15416)

NOTE: R.H. and L.H. is determined by which side of blade it is on in the direction of travel.



| ITEM | PART NO. | QTY. (Per Assy.) | DESCRIPTION |
|------|----------|---------------------|---|
| 1 | G10017 | 3 | Hex Head Cap Screw, 1/2"-13 x 1 1/2" |
| | G10102 | 3 | Hex Nut, 1/2"-13 |
| 2 | GB0400 | 1 | Mount, R.H. |
| | GB0405 | | Mount, L.H. (Shown) |
| 3 | GB0296 | 1 | Arm, 13 1/2" |
| 4 | G10640 | 1 | Grease Fitting, 1/4"-28 |
| 5 | GD12685 | 1 | Bushing, 3/4" O.D. x 1/2" Long |
| 6 | GA6966 | 1 | Compression Spring Assembly |
| 7 | G10047 | 1 | Hex Head Cap Screw, 3/8"-16 x 1 3/4" |
| | G11387 | 2 | Flat Washer, 3/8" SAE |
| | G10108 | 1 | Lock Nut, 3/8"-16 |
| 8 | GD1026 | 1 | Sleeve, 1 3/16" Long |
| 9 | GA9433 | 1 | Pivot Arm, L.H. (Shown) |
| | GA9434 | - | Pivot Arm, R.H. |
| 10 | GD11557 | 1 | Scraper, L.H. (Shown) |
| | GD11558 | - | Scraper, R.H. |
| 11 | G10002 | 6 | Hex Head Cap Screw, 3/8"-16 x 3/4" |
| 12 | G10306 | 3 | Carriage Bolt, 3/8"-16 x 2" |
| | G10108 | 3 | Lock Nut, 3/8"-16 |
| 13 | G10991 | 2 | Hex Head Cap Screw, 5/16"-18 x 7/8" |
| | G10232 | 2 | Lock Washer, 5/16" |
| | G11386 | 6 | Flat Washer, 5/16" SAE |
| 14 | GD12679 | 1 | Stepped Spacer, 3" Long |
| 15 | GA9437 | 1 | Hub W/Bearing |
| | GA8603 | - | Bearing, Double Row |
| 16 | G10011 | 1 | Hex Head Cap Screw, 5/8"-11 x 5 1/2" |
| 17 | G10046 | 1 | Hex Head Cap Screw, 5/8"-11 x 5" |
| 18 | GD12676 | 1 | Disc Blade, Notched, 16 3/4" |
| 19 | G10871 | 1 | Hex Head Cap Screw, 1/2"-13 x 6" |
| 20 | GD13287 | 2 | U-Bolt, 1 1/2" x 2 1/2" x 1/2"-13 |
| | G11389 | 4 | Flat Washer, 1/2" Plated SAE |
| | G10111 | 4 | Lock Nut, 1/2"-13 |
| 21 | GB0323 | 1 | Knife, L.H. (Shown) |
| | GB0322 | - | Knife, R.H. |
| 22 | | | |
| 23 | GA10047 | 1 | Drop Tube, L.H., Dry Fertilizer |
| | GA10048 | - | Drop Tube, R.H., Dry Fertilizer (Shown) |
| 24 | GA15416 | 1 | Check Valve Assembly |
| | GA15415 | 1 | Check Valve |
| | G11436 | 2 | Hose Barb, 1/4" Male NPT To 3/8" Barb |
| 25 | GA10047 | 1 | Drop Tube, L.H., Dry Fertilizer |
| | GA10048 | - | Drop Tube, R.H., Dry Fertilizer (Shown) |
| 26 | | | |
| 27 | | | |
| 28 | G10450 | - | Machine Bushing, 1 1/2", 18 Gauge (As Required) |
| 29 | GD12677 | 1 | Washer, 1 1/2" O.D., 7 Gauge, Hardened |
| 30 | G11389 | - | Flat Washer, 1/2" Plated SAE |
| 31 | G10107 | - | Lock Nut, 5/8"-11 |
| 32 | G10111 | - | Lock Nut, 1/2"-13 |
| 33 | G11391 | - | Flat Washer, 5/8" SAE |
| 34 | G10217 | - | Washer, 5/8" USS |

DFC024(FRTZ165)

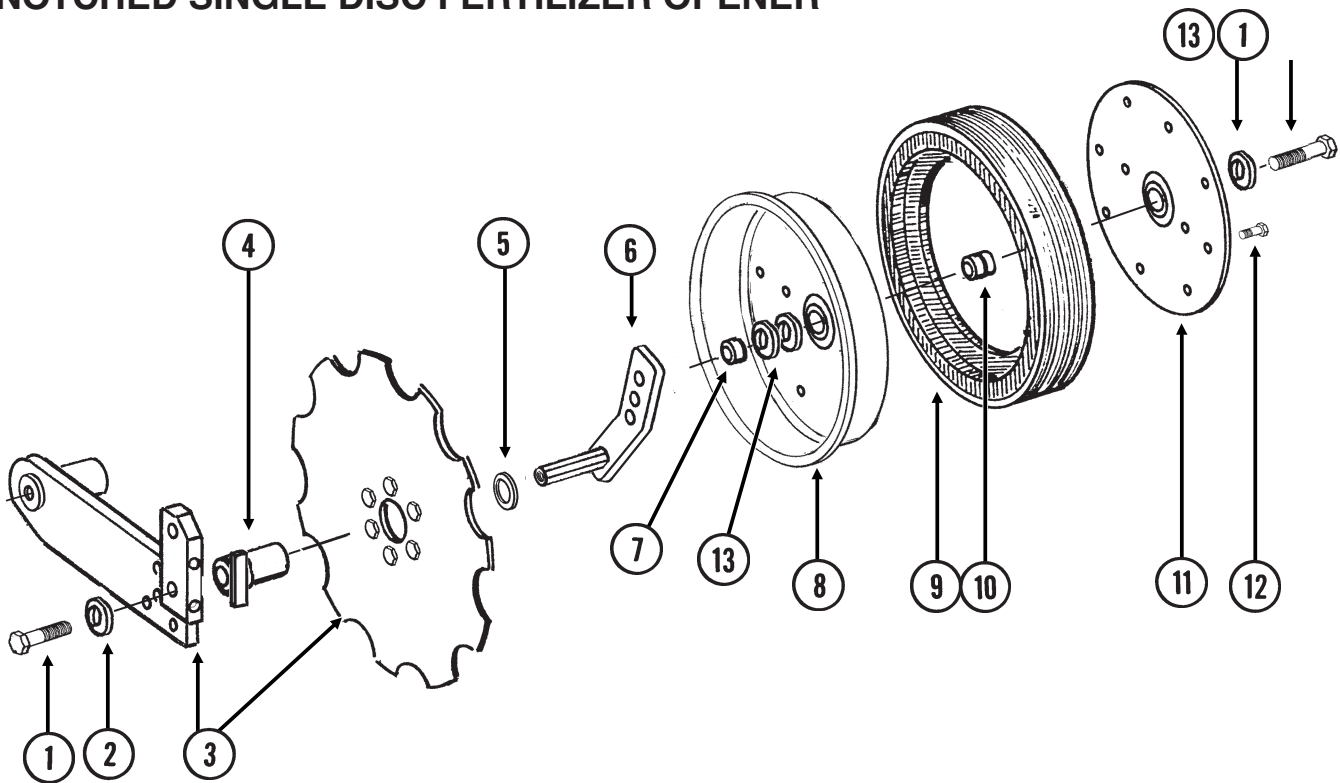


Residue Wheel Attachment for Notched Single Disc Fertilizer Opener

| ITEM | PART NO. | QTY. (Per Assy.) | DESCRIPTION |
|------|-----------|---------------------|---|
| 1 | --- | - | See "Notched Single Disc Fertilizer Opener" on page P87 |
| 2 | GD12684 | 1 | Bushing, 1 1/3" Long |
| 3 | GD11178 | 1 | Adjustment Lever |
| 4 | G10603 | 2 | Spring Pin, 1/4" x 1 1/4" |
| 5 | G11034 | 1 | Hex Head Cap Screw, 1/2"-13 x 7" |
| | G10111 | 1 | Lock Nut, 1/2"-13 |
| 6 | G10830 | 1 | Hex Head Cap Screw, 5/8"-11 x 7 1/2" |
| | G11391 | 1 | Flat Washer, 5/8" SAE |
| | G10107 | 1 | Lock Nut, 5/8"-11 |
| 7 | GD11836 | 1 | Sleeve, 2 1/8" Long |
| 8 | GD7962 | 1 | Spring |
| 9 | G10306 | 1 | Carriage Bolt, 3/8"-16 x 2" |
| | G11387 | 1 | Flat Washer, 3/8" SAE |
| | G10108 | 1 | Lock Nut, 3/8"-16 |
| 10 | GA7999 | 1 | Mount W/Grease Fitting, L.H. (Shown) |
| | GA7998 | - | Mount W/Grease Fitting, R.H. |
| | G10640 | - | Grease Fitting, 1/4"-28 (Included W/GA7999 and GA7998) |
| 11 | G10133 | 6 | Hex Head Cap Screw, 5/16"-18 x 1 1/2" |
| | G10109 | 6 | Lock Nut, 5/16"-18, Grade 8 |
| 12 | GD1132 | 2 | Dust Cap |
| 13 | GD10552 | 2 | Wheel, 12 Tine, 3/8" x 12" |
| 14 | GA5654 | 1 | Hub W/Bearings |
| | GA2014 | - | Bearing (Included W/GA5654) |
| 15 | GD9724 | 1 | Backing Plate |
| 16 | GD7817-04 | 1 | Spacer, 1 1/16" I.D. x 1/2" Long |
| 17 | GD11188 | 1 | Spacer |
| 18 | G10908 | 1 | Carriage Bolt, 5/8"-11 x 3" |
| | G10503 | 1 | Hex Jam Nut, 5/8"-11, Grade 2 |
| 19 | GD11265 | 1 | Spring, L.H. (Shown) |
| | GD11266 | - | Spring, R.H. |
| A | GA7445 | - | Wheel Assembly, 12 Tine, L.H. (Items 11 and 13-15)(Shown) |
| | GA7446 | - | Wheel Assembly, 12 Tine, R.H. (Items 11 and 13-15) |

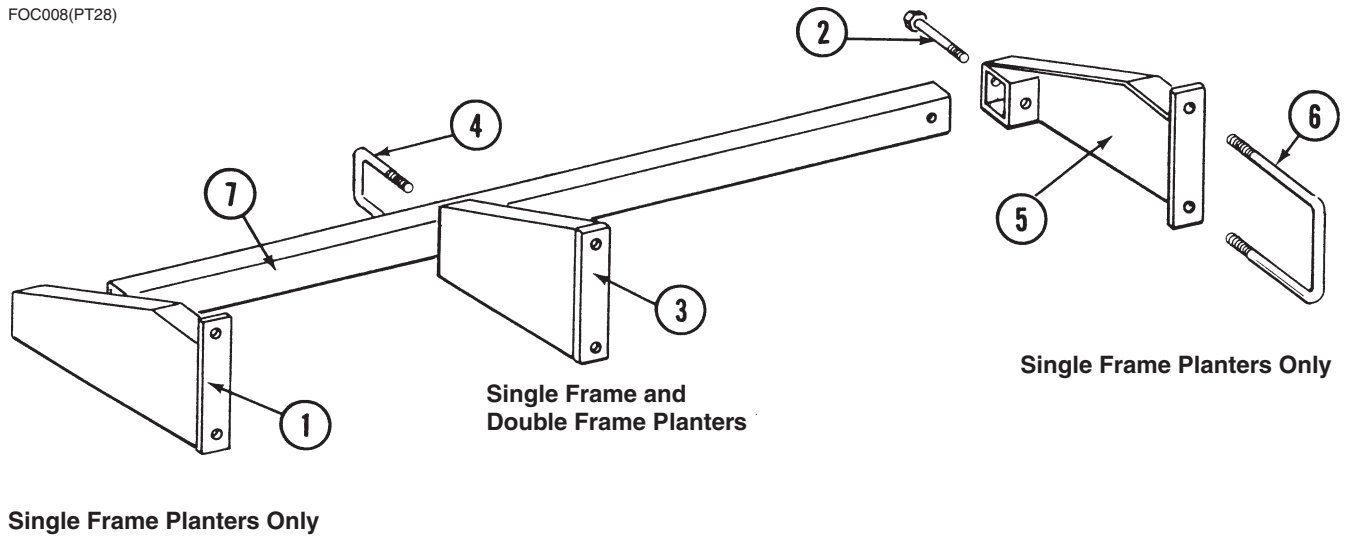
FOR USE WITH NOTCHED SINGLE DISC FERTILIZER OPENER

(FRTZ256)



| ITEM | PART NO. | QTY. (Per Assy.) | DESCRIPTION |
|------|----------|---------------------|---|
| 1 | G10010 | 2 | Hex Head Cap Screw, 5/8"-11 x 3" |
| 2 | G11391 | 1 | Flat Washer, 5/8" SAE |
| 3 | --- | - | See "Notched Single Disc Fertilizer Opener" on page P87 |
| 4 | GA9472 | 1 | Blade Mount |
| 5 | G10233 | 1 | Machine Bushing, 1", 10 Gauge |
| 6 | GA10037 | 1 | Wheel Mount, L.H. (Shown) |
| | GA10036 | 1 | Wheel Mount, R.H. |
| 7 | GD13309 | 1 | Spacer |
| 8 | GD11423 | 1 | Half Wheel |
| 9 | GD11953 | 1 | Offset Tire |
| 10 | GA6171 | 1 | Bearing |
| 11 | GD11954 | 1 | Half Wheel Cover, Nylon |
| 12 | G10961 | 11 | Flanged Whiz Lock Screw, 5/16"-18 x 3/4", No Serration |
| | G10620 | 11 | Serrated Flange Nut, 5/16"-18 |
| 13 | G10204 | - | Special Machine Bushing, 5/8" x 1" O.D. (As Required) |
| A | GA8877 | - | Gauge Wheel Complete (Items 8-12) |

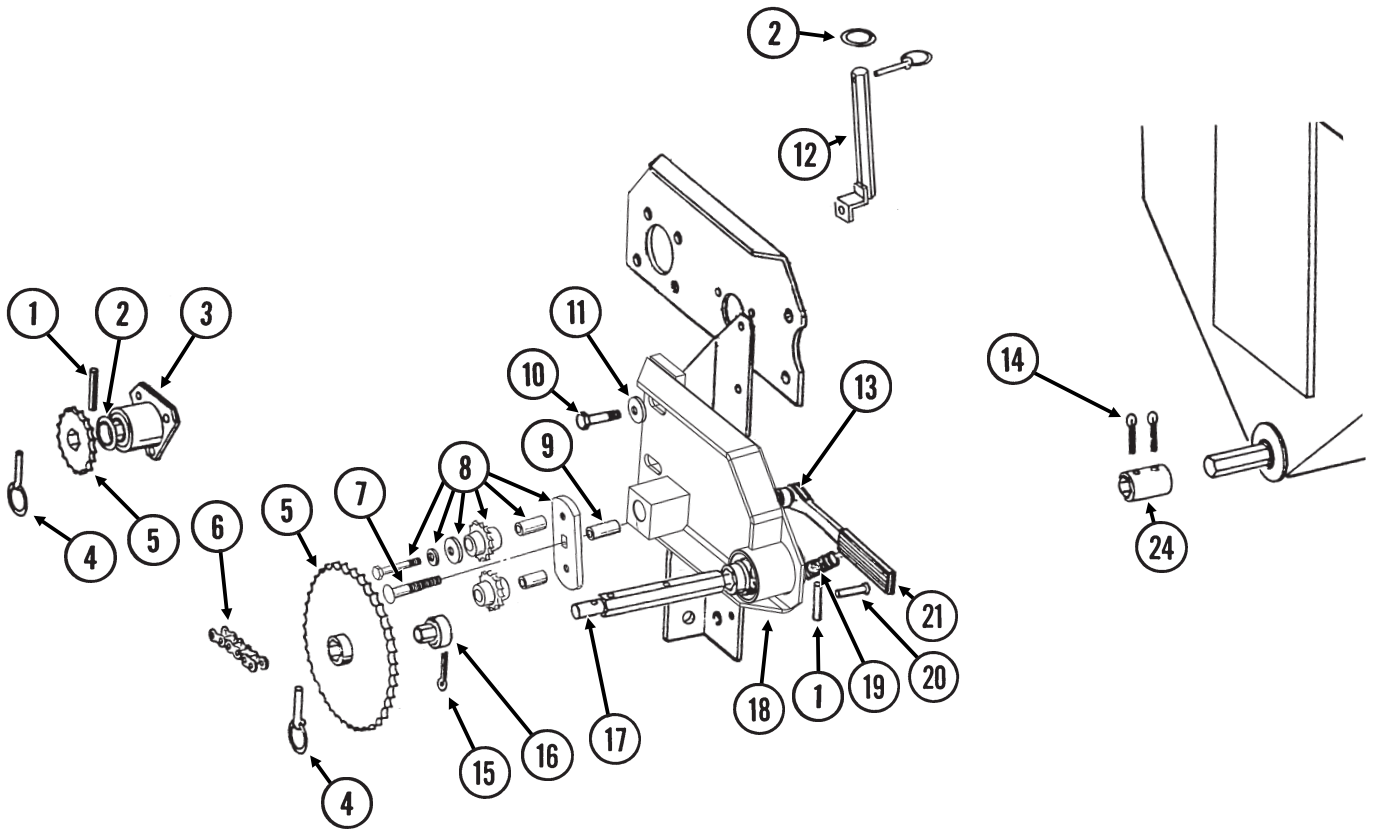
FOC008(PT28)



Single Frame Planters Only

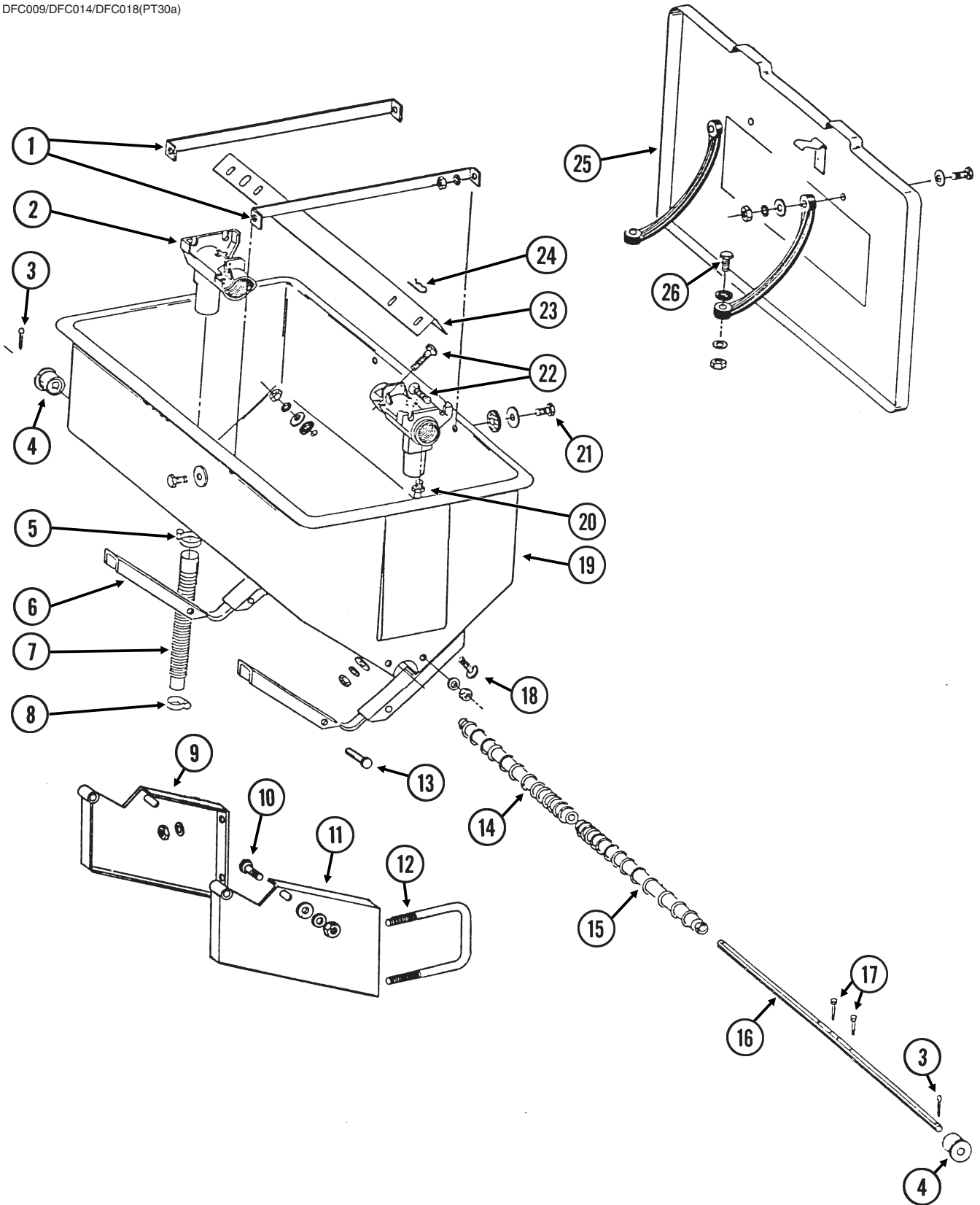
| ITEM | PART NO. | QTY. | DESCRIPTION |
|------|-----------|------|--|
| 1 | GA5231 | 1 | Support, L.H., Single Frame Planters Only |
| 2 | G10035 | 2 | Hex Head Cap Screw, 1/2"-13 x 4" |
| | G10228 | 2 | Lock Washer, 1/2" |
| | G10102 | 2 | Hex Nut, 1/2"-13 |
| 3 | GA5237 | 1 | Support, 19" Long, L.H. (Shown), 8 Row Single Frame Planters |
| | GA5236 | 1 | Support, 19" Long, R.H., 8 Row Single Frame Planters |
| | GA9431 | 1 | Support, 18 1/8" Long, L.H., 8 Row Double Frame Planters |
| | GA9430 | 1 | Support, 18 1/8" Long, R.H., 8 Row Double Frame Planters |
| 4 | GD1138 | 2 | U-Bolt, 2 1/2" x 2 1/2" x 1/2"-13 |
| | G10228 | 4 | Lock Washer, 1/2" |
| | G10102 | 4 | Hex Nut, 1/2"-13 |
| 5 | GA5230 | 1 | Support, R.H., Single Frame Planters Only |
| 6 | GD1114 | 2 | U-Bolt, 7" x 7" x 5/8"-11 |
| | G10230 | 4 | Lock Washer, 5/8" |
| | G10104 | 4 | Hex Nut, 5/8"-11 |
| 7 | GD1685-13 | 1 | Toolbar, 2 1/2" x 2 1/2" x 165", 6 Row |
| | GD1685-16 | - | Toolbar, 2 1/2" x 2 1/2" x 225", 8 Row |
| A | G6795X | - | Support Bundle (Items 1, 2, 4, 5 and 6) |

(PT29f)



| ITEM | PART NO. | QTY. | DESCRIPTION |
|------|-----------|------|--|
| 1 | G10602 | 2 | Spring Pin, 1/4" x 1 1/2" |
| 2 | G10233 | 2 | Machine Bushing, 1", 10 Gauge |
| 3 | GA5223 | 1 | Spacer W/Bearing |
| | GA5116 | - | Bearing, 7/8" Hex Bore, Cylindrical (Included W/GA5116) |
| 4 | GD2558 | 3 | Lynch Pin, 1/4" |
| 5 | GA5105 | 1 | Sprocket, 15 Tooth |
| | GA5107 | 1 | Sprocket, 19 Tooth |
| | GA5114 | 1 | Sprocket, 30 Tooth |
| | GA5115 | 1 | Sprocket, 33 Tooth |
| | GA6337 | 1 | Sprocket, 35 Tooth |
| 6 | G3310-98 | 1 | Chain, No. 40, 98 Pitch Including Connector Link |
| | GR0912 | - | Connector Link, No. 40 |
| 7 | G10419 | 1 | Carriage Bolt, 1/2"-13 x 4 1/2" |
| | G10111 | 1 | Lock Nut, 1/2"-13 |
| 8 | GA7336 | 1 | Idler W/Bolt-On Sprockets |
| | GD7426 | - | Sprocket, 12 Tooth (Included W/GA7336) |
| | GD1026 | - | Sleeve, 1 3/16" Long (Included W/GA7336) |
| | G11387 | - | Flat Washer, 3/8" SAE (Included W/GA7336) |
| | G10229 | - | Lock Washer, 3/8" (Included W/GA7336) |
| | G10047 | - | Hex Head Cap Screw, 3/8"-16 x 1 3/4" (Included W/GA7336) |
| 9 | GD3180-17 | 1 | Sleeve, 5/8" I.D. x 7/8" O.D. x 2 5/16" Long |
| 10 | G10053 | 2 | Hex Head Cap Screw, 1/2"-13 x 2 1/2" |
| | G10585 | 1 | Hex Head Cap Screw, 1/2"-13 x 3 1/4" |
| | G10033 | 1 | Hex Head Cap Screw, 1/2"-13 x 3 1/2" |
| | G10016 | 2 | Hex Head Cap Screw, 1/2"-13 x 2" |
| | G10228 | 2 | Lock Washer, 1/2" |
| | G10102 | 2 | Hex Nut, 1/2"-13 |
| 11 | G11389 | 2 | Flat Washer, 1/2" Plated SAE |
| 12 | GA7313 | 1 | Sprocket Storage Rod |
| 13 | GD10161 | 1 | Spacer, 3/8" |
| 14 | G10460 | - | Cotter Pin, 1/4" x 2" |
| 15 | G10821 | 1 | Clevis Pin, 3/16" x 2" |
| | G10455 | - | Cotter Pin, 1/16" x 1/2" |
| 16 | GD7127 | 1 | Shear Coupler |
| 17 | GD7870 | 1 | Shaft, 7" |
| 18 | GA21798 | 1 | Plate W/Bearings and Grease Fitting |
| | GA5116 | - | Bearing, 7/8" Hex Bore, Cylindrical (Included W/GA21798) |
| | GA5624 | - | Special Bearing, 7/8" Hex Bore x 1.6" (Included W/GA21798) |
| | G10640 | - | Grease Fitting, 1/4"-28 (Included W/GA21798) |
| 19 | GD5857 | 1 | Spring |
| 20 | G10408 | 1 | Clevis Pin, 5/16" x 3/4" |
| | G10409 | 1 | Retaining Ring, 5/16" |
| 21 | GA4235 | 1 | Ratchet Arm W/Protective Closure |
| | G10445 | - | Protective Closure |
| 22 | --- | - | --- |
| 23 | --- | - | --- |
| 24 | GD5886 | - | Coupler, 1 3/4" |

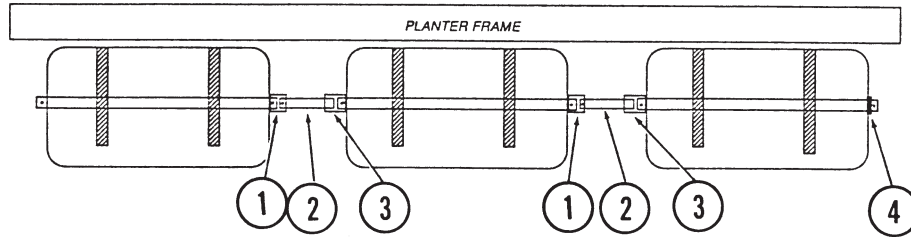
DFC009/DFC014/DFC018(PT30a)



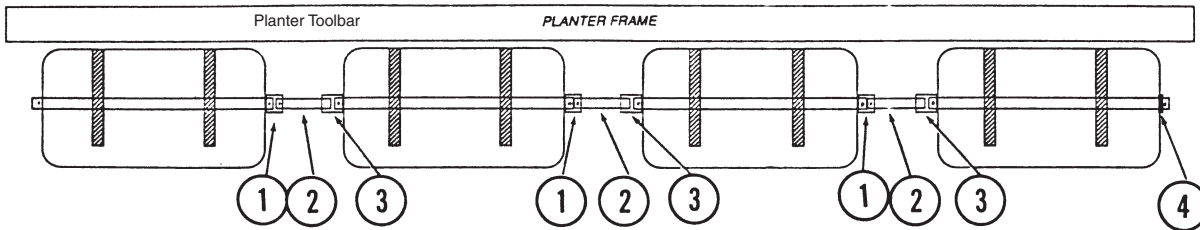
| ITEM | PART NO. | QTY. (Per Hopper) | DESCRIPTION |
|------|----------|----------------------|--|
| 1 | GD1209 | 2 | Strap |
| 2 | GD1200 | 2 | Outlet Housing |
| 3 | G10460 | 2 | Cotter Pin, 1/4" x 2" |
| 4 | GB0200 | 2 | Bearing |
| 5 | G10676 | 2 | Hose Clamp, No. 36, Stainless Steel |
| 6 | GA5652 | 2 | Saddle |
| 7 | GD21398 | 2 | Rubber Tube |
| 8 | G10672 | 2 | Hose Clamp, No. 28 |
| 9 | GA0864 | 1 | Hopper Mount, R.H. |
| 10 | G10037 | 2 | Hex Head Cap Screw, 1/2"-13 x 1 1/4" |
| | G11389 | 2 | Flat Washer, 1/2" SAE |
| | G10228 | 2 | Lock Washer, 1/2" |
| | G10102 | 2 | Hex Nut, 1/2"-13 |
| 11 | GA0863 | 1 | Hopper Mount, L.H. |
| 12 | GD1114 | 2 | U-Bolt, 7" x 7" x 5/8"-11 |
| | G10177 | - | Hex Head Cap Screw, 5/8"-11 x 9 1/2" |
| | G10230 | 4 | Lock Washer, 5/8" |
| | G10104 | 4 | Hex Nut, 5/8"-11 |
| 13 | G10561 | 2 | Clevis Pin, 1/2" x 3" |
| | G10451 | 2 | Cotter Pin, 1/8" x 1" |
| 14 | GB0198 | 1 | Auger, R.H. |
| 15 | GB0199 | 1 | Auger, L.H. |
| 16 | GD7848 | 1 | Shaft |
| 17 | G10587 | 2 | Hex Head Cap Screw, 1/4"-20 x 2", Stainless Steel |
| | G10588 | 2 | Hex Nut, 1/4"-20, Stainless Steel |
| 18 | G10303 | 8 | Carriage Bolt, 5/16"-18 x 1" |
| | G10201 | 8 | Special Washer, 3/8" x 1 1/2" O.D. |
| | GD1213 | 8 | Rubber Washer |
| | G10232 | 8 | Lock Washer, 5/16" |
| | G10106 | 8 | Hex Nut, 5/16"-18 |
| 19 | GD1379 | 1 | Hopper |
| 20 | G10640 | 2 | Grease Fitting, 1/4"-28 |
| 21 | G10171 | 4 | Hex Head Cap Screw, 5/16"-18 x 1 1/4" |
| | G10201 | 4 | Special Washer, 3/8" x 1 1/2" O.D. |
| | GD1213 | 4 | Rubber Washer |
| | G10232 | 4 | Lock Washer, 5/16" |
| | G10106 | 4 | Hex Nut, 5/16"-18 |
| 22 | G10303 | 8 | Carriage Bolt, 5/16"-18 x 1" |
| | G11386 | 8 | Flat Washer, 5/16" SAE |
| | G10232 | 8 | Lock Washer, 5/16" |
| | G10106 | 8 | Hex Nut, 5/16"-18 |
| 23 | GD1207 | 1 | Baffle |
| 24 | G10670 | 2 | Hair Pin Clip, No. 3 |
| 25 | GA0898 | 1 | Lid W/Retainers, Clips, Rivets, Rubber Straps and Hardware |
| | GD1380 | - | Front Clip (Included W/GA0898) |
| | GD2412 | - | Rear Retainer (Included W/GA0898) |
| | G10655 | - | Rivet, 3/16" x 1 3/32" (Included W/GA0898) |
| | GD1210 | - | Rubber Strap (Included W/GA0898) |
| | G10171 | - | Hex Head Cap Screw, 5/16"-18 x 1 1/4" (Included W/GA0898) |
| | G11386 | - | Flat Washer, 5/16" SAE (Included W/GA0898) |
| | G10232 | - | Lock Washer, 5/16" (Included W/GA0898) |
| | G10106 | - | Hex Nut, 5/16"-18 (Included W/GA0898) |
| 26 | G10133 | 2 | Hex Head Cap Screw, 5/16"-18 x 1 1/2" |
| | G11386 | 2 | Flat Washer, 5/16" SAE |
| | G10232 | 2 | Lock Washer, 5/16" |
| | G10106 | 2 | Hex Nut, 5/16"-18 |
| A | GA5666 | - | Hopper Sub-Assembly (Items 2,6,18,19, 22 and 24) |
| B | GA5667 | - | Hopper Hardware Box (Items 1, 3, 4, 14-17, 21, 23 and 26) |

RH101190(PT31/PT32/PT33/PT34/PT35)

6 Row



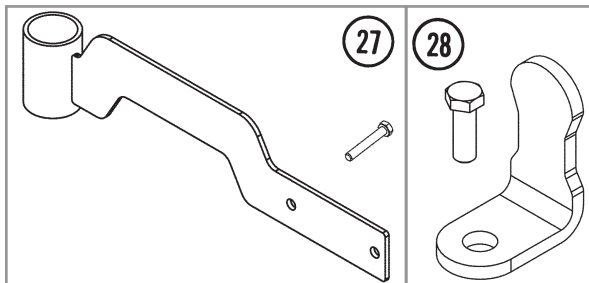
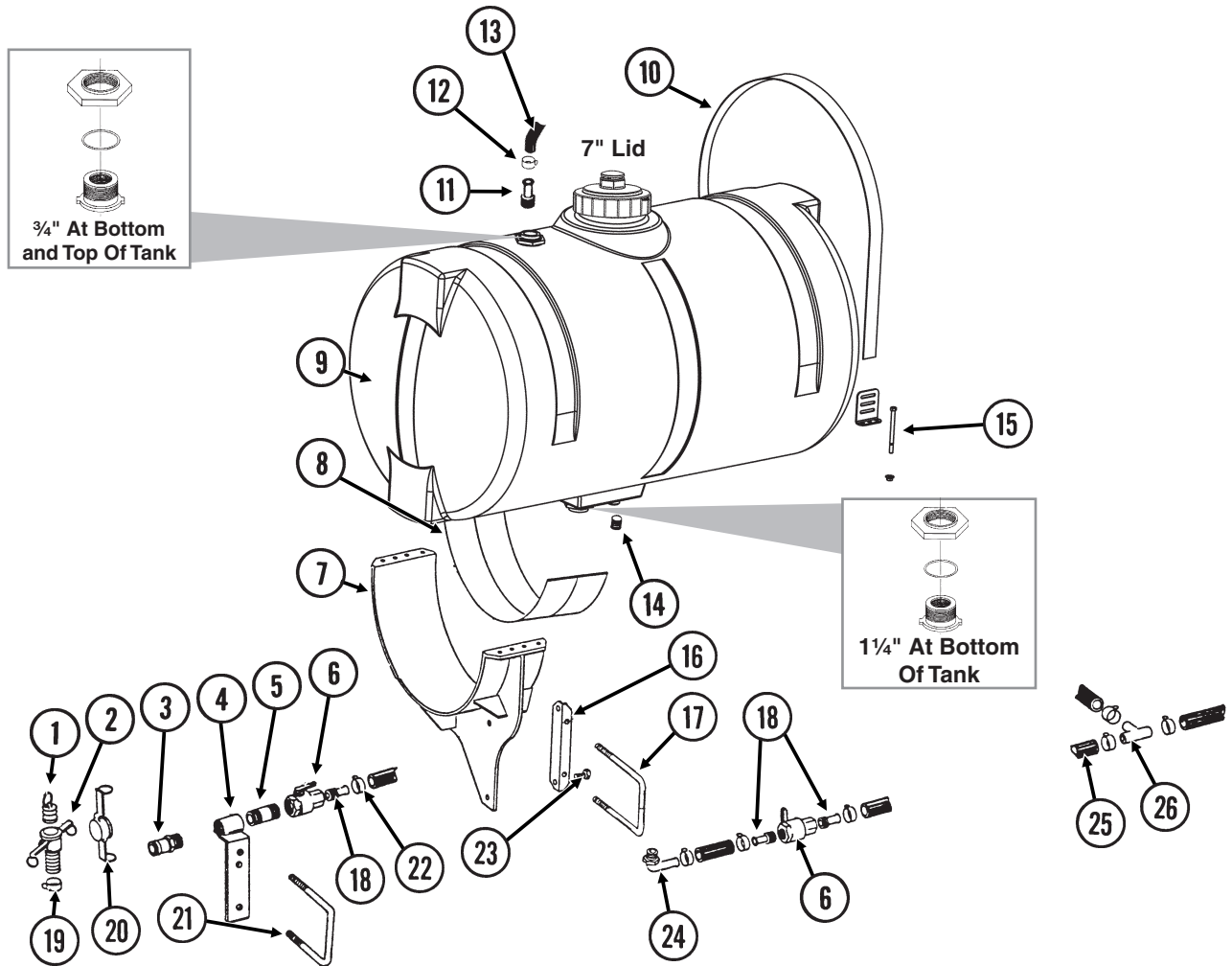
8 Row



| ITEM | PART NO. | QTY. | DESCRIPTION |
|------|-------------|------|---|
| 1 | GD5886 | - | Coupler, 1 ³ / ₄ " |
| 2 | GD2548-15.5 | - | Hex Shaft, 7/8" x 15 ¹ / ₂ " (1 Hole) |
| 3 | GD7867 | - | Coupler, 3" |
| 4 | G10233 | 2 | Machine Bushing, 1", 10 Gauge |

| ITEM | PART NO. | QTY. (Per Hopper) | DESCRIPTION |
|------|----------|----------------------|-----------------------------------|
| 1 | G12215 | 2 | Bolt M12x60 |
| | G12217 | 2 | Washer M12 |
| | G12218 | 2 | Lock Nut, M12 |
| 2 | G12215 | 2 | Bolt M12x60 |
| | G12217 | 2 | Washer M12 |
| | G12216 | 2 | Lock Nut, M12 |
| | G10451 | 2 | Cotter Pin, 1/8" x 1" |
| | G11966 | 2 | Pin 7/16x1-1/2 |
| 3 | GA25908 | 2 | Fertilizer door |
| 4 | GA25753 | 1 | Mount |
| 5 | GB0199 | 1 | Auger, L.H. |
| 6 | GB0200 | 2 | Bearing |
| 7 | G10103 | 2 | Hex Nut, 1/4"-20 |
| | G10638 | 2 | Hex Head Cap Screw, 1/4"-20 x 2" |
| 8 | GB0198 | 1 | Auger, R.H. |
| 9 | GD1207 | 1 | Baffle |
| 10 | G10670 | 2 | Hair Pin Clip, No. 3 |
| 11 | GD1200 | 2 | Outlet Housing |
| 12 | G11943 | 2 | Washer 5/16 |
| | G11950 | 2 | Hex Nut 5/16*18 |
| | G11942 | 2 | Bolt 5/16-18X1 |
| 13 | G11942 | 2 | Bolt 5/16-18X1 |
| 14 | GA25757 | 1 | Stiffener |
| 15 | GA25909 | 4 | Screen |
| 16 | GA27037 | 1 | Hopper |
| 17 | GD35717 | 4 | Clamp Catchers |
| 18 | GA26137 | 1 | Clean-out Chute |
| | GD35973 | 1 | Clean-out Chute Bracket |
| | G10379 | 20 | Flat Washer, 5/16" |
| | G11950 | 20 | Hex Nut 5/16*18 |
| | G11942 | 20 | Bolt 5/16-18X1 |
| 19 | GD35684 | 6 | Ring 0,79X2,17 |
| | GD35667 | 6 | Carabiner |
| | G11473 | 1 | Hex Head Cap Screw 1/4-20" X 1/2" |
| | G10588 | 1 | Hex Nut, 1/4"-20, Stainless Steel |
| | G11389 | 1 | Flat Washer, 1/2" Plated SAE |
| 20 | GA25902 | 1 | Handle |
| | GA25758 | 1 | Tarp |

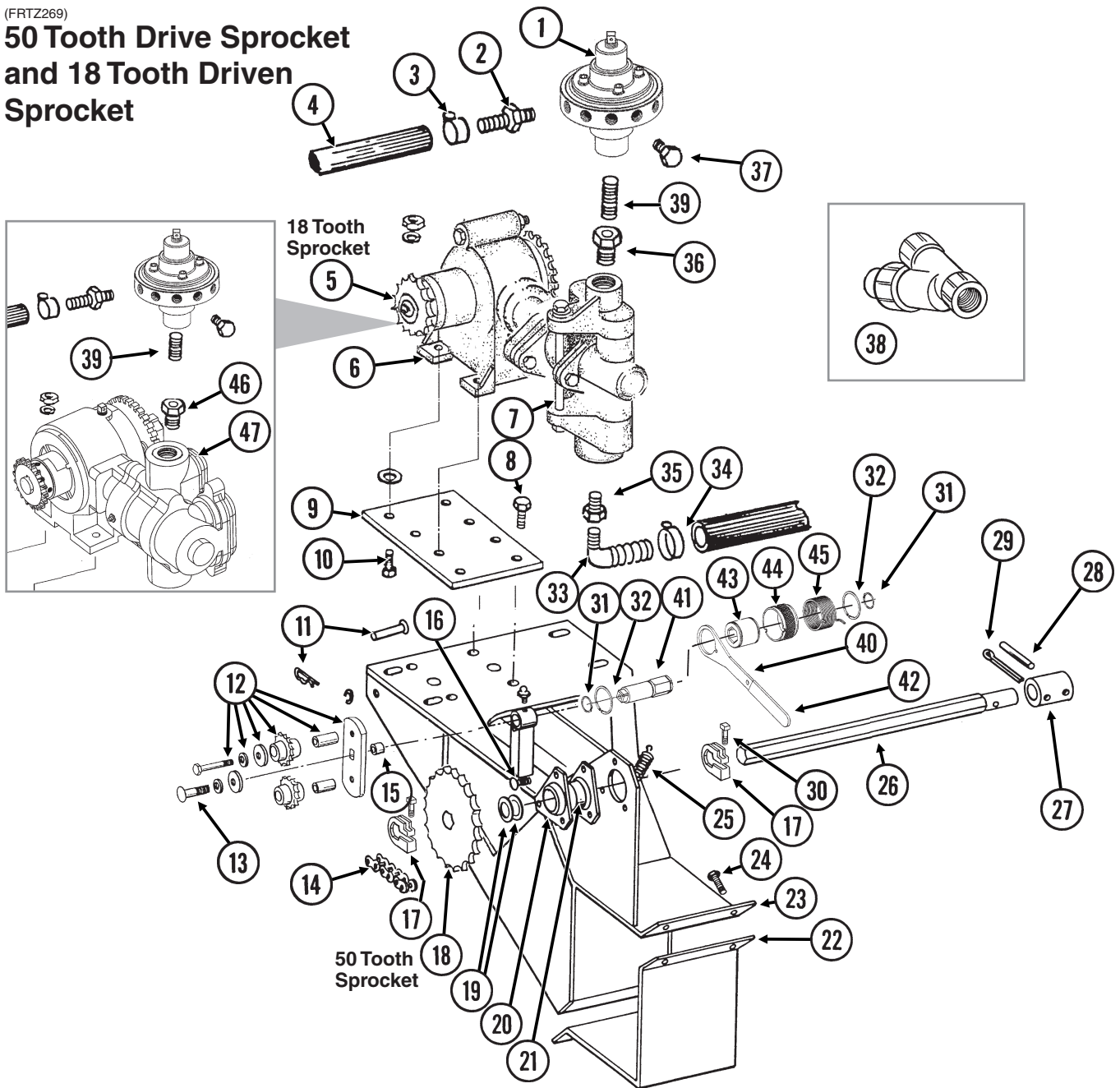
LFC012rev(PT36i/PT51)



| ITEM | PART NO. | QTY. | DESCRIPTION |
|------|----------|------|--|
| 1 | GD1517 | 1 | Dust Plug, 1 1/4" Male Cam Lock |
| 2 | GD1516 | 1 | Adapter, 1 1/4" Barb To Female Cam Lock |
| 3 | GD1514 | 1 | Adapter, 1 1/4" Male NPT To Cam Lock |
| 4 | GA5917 | 1 | Quick Fill Mount |
| 5 | G10619 | 1 | Close Nipple, 1 1/4" NPT |
| 6 | GA4976 | - | Shutoff Valve, 1 1/4" NPT |
| | GR1015 | - | Body O-Ring (Included W/GA4976) |
| | GR1016 | - | Stem O-Ring (Included W/GA4976) |
| | GR1017 | - | Teflon Seat (Included W/GA4976) |
| | GR1018 | - | Ball (Included W/GA4976) |
| | GR1019 | - | Handle (Included W/GA4976) |
| 7 | GA7375 | - | Tank Mount (2 Per Tank) |
| 8 | GD1862 | - | Pad, 8" x 14' (For Two 30" Tanks) |
| 9 | GA14049 | - | Tank W/Lid and Fittings, 30" x 150 Gallon, 6 and 8 Row |
| | GA16428 | - | Lid, 7" (Included W/GA14049) |
| | GR1941 | - | Lid Seal (Included W/GA14049) |
| | GR1708 | - | 3/4" Polypropylene Fitting Assembly (Overflow Fitting, Nut, Bushing, and O-Ring) (Top and Bottom Of Tank) (Included W/GA14049) |
| | GR0508 | - | 1 1/4" Polypropylene Fitting Assembly (Nut, Bushing, and O-Ring) (Bottom Of Tank) (Included W/GA14049) |
| 10 | GD11124 | - | Strap, 84" |
| 11 | G10626 | 2 | Adapter, 1 1/4" NPT To Barb |
| 12 | G10674 | 2 | Hose Clamp, No. 24 |
| 13 | G4602-01 | 1 | Black Helix Hose, 1 1/4" x 18' |
| 14 | G10096 | - | Pipe Plug, 3/4" NPT |
| 15 | G10485 | - | Hex Head Tap Bolt, 3/8"-16 x 5" |
| | G10901 | - | Lock Nut, 3/8"-16 |
| 16 | GD10110 | - | Mounting Angle (2 Per Tank) |
| 17 | GD1748 | - | U-Bolt, 7" x 7" x 3/4"-10 |
| | G10231 | - | Lock Washer, 3/4" |
| | G10105 | - | Hex Nut, 3/4"-10 |
| 18 | G10626 | - | Adapter, 1 1/4" NPT To Barb |
| 19 | G10672 | 1 | Hose Clamp, No. 28 |
| 20 | GD1515 | 1 | Dust Cap, 1 1/4" Cam Lock |
| 21 | GD7145 | 1 | U-Bolt, 7" x 7" x 1/2"-13 |
| | GD11721 | 1 | U-Bolt, 5" x 7" x 1/2"-13 |
| | G10228 | 2 | Lock Washer, 1/2" |
| | G10102 | 2 | Hex Nut, 1/2"-13 |
| 22 | G10674 | - | Hose Clamp, No. 24 |
| 23 | G10007 | - | Hex Head Cap Screw, 5/8"-11 x 1 1/2" |
| | G10230 | - | Lock Washer, 5/8" |
| | G10104 | - | Hex Nut, 5/8"-11 |
| 24 | G10629 | - | Elbow, 90°, 1 1/4" NPT To Barb |
| 25 | G4200-02 | - | Hose, 1 1/4" x 27', 6 Row |
| | G4200-03 | - | Hose, 1 1/4" x 32', 8 Row |
| 26 | G10633 | - | Tee, 1 1/4" Barb |
| 27 | GA14112 | - | Hose Guide |
| | G10004 | - | Hex Head Cap Screw, 3/8"-16 x 1 1/4" |
| | G11091 | - | Serrated Flange Nut, 3/8"-16 |
| 28 | GD20060 | - | Hose Bracket |
| | G10004 | - | Hex Head Cap Screw, 3/8"-16 x 1 1/4" |
| | G11091 | - | Serrated Flange Nut, 3/8"-16 |
| 29 | GD11123 | - | Anchor |

(FRTZ269)

50 Tooth Drive Sprocket and 18 Tooth Driven Sprocket



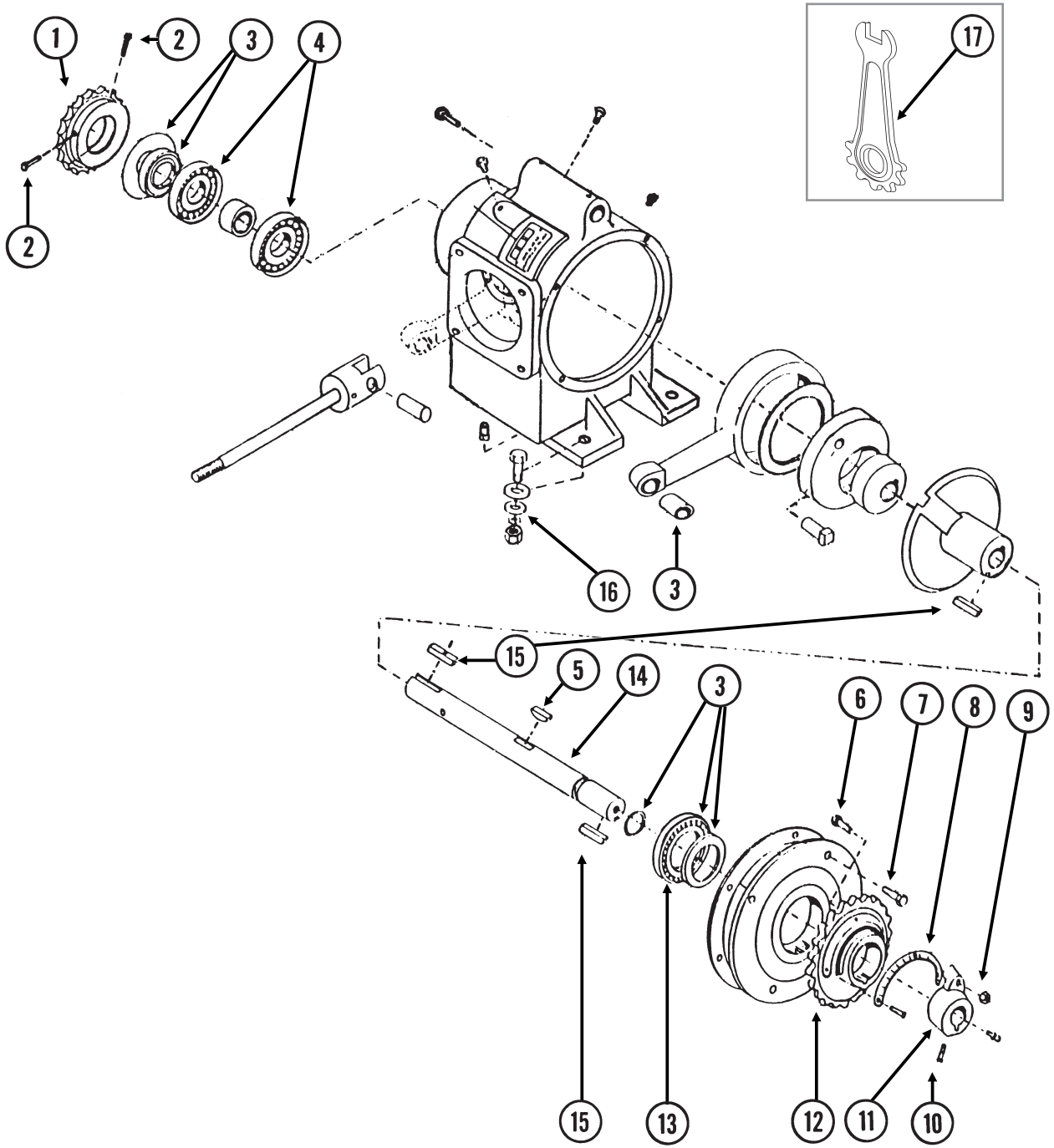
| ITEM | PART NO. | QTY. | DESCRIPTION |
|------|-----------|------|---|
| 1 | --- | - | See "Liquid Fertilizer Piston Pump Flow Divider" on page P111 |
| 2 | GD11700 | - | Adapter, 1/4" NPT To 3/8" Barb |
| 3 | G10681 | - | Hose Clamp, No. 6 |
| 4 | G4301-03 | 1 | Hose, 3/8" x 60', 6 Row |
| | G4301-04 | - | Hose, 3/8" x 100', 8 Row |
| 5 | --- | - | See "Liquid Fertilizer Piston Pump (Cylinder Assembly) Uses 18 Tooth Sprocket" on page P107 |
| 6 | --- | - | See "Liquid Fertilizer Piston Pump (Cylinder Assembly) Uses 18 Tooth Sprocket" on page P107 |
| 7 | --- | - | See "Liquid Fertilizer Piston Pump (Cylinder Assembly) Uses 18 Tooth Sprocket" on page P107 |
| 8 | G10004 | 4 | Hex Head Cap Screw, 3/8"-16 x 1 1/4" |
| | G10229 | 4 | Lock Washer, 3/8" |
| | G10101 | 4 | Hex Nut, 3/8"-16 |
| 9 | GD11180 | 1 | Plate |
| 10 | G10003 | 4 | Hex Head Cap Screw, 3/8"-16 x 1 1/2" |
| | G11387 | 4 | Flat Washer, 3/8" SAE |
| | GR1122 | 4 | Mounting Pad |
| | G10229 | 4 | Lock Washer, 3/8" |
| | G10101 | 4 | Hex Nut, 3/8"-16 |
| 11 | G10478 | 1 | Clevis Pin, 5/16" x 1" |
| | G10409 | 1 | Retaining Ring, 5/16" |
| | G10670 | 1 | Hair Pin Clip, No. 3 |
| 12 | GA7336 | 1 | Idler W/Bolt-On Sprockets |
| | GD7426 | - | Sprocket, 12 Tooth (Included W/GA7336) |
| | GD1026 | - | Sleeve, 1 3/16" Long (Included W/GA7336) |
| | G11387 | - | Flat Washer, 3/8" SAE (Included W/GA7336) |
| | G10229 | - | Lock Washer, 3/8" (Included W/GA7336) |
| | G10047 | - | Hex Head Cap Screw, 3/8"-16 x 1 3/4" (Included W/GA7336) |
| 13 | G11100 | 1 | Hex Socket Button Head Cap Screw, 1/4"-20 x 1/2", Grade 8 |
| | G10227 | 1 | Lock Washer, 1/4" |
| | G11453 | 1 | Fender Washer, 1/4" |
| 14 | G3310-126 | 1 | Chain, No. 40, 126 Pitch Including Connector Link |
| | GR0912 | - | Connector Link, No. 40 |
| 15 | GD2734-08 | 1 | Sleeve, 1 1/4" O.D. x 5/8" Long |
| 16 | G10303 | 3 | Carriage Bolt, 5/16"-18 x 1" |
| | G10232 | 3 | Lock Washer, 5/16" |
| | G10106 | 3 | Hex Nut, 5/16"-18 |
| 17 | GD11045 | 2 | Lock Clamp |
| | G10130 | - | Square Head Machine Bolt, 5/16"-18 x 1 3/4" |
| | G10923 | - | Flange Nut, 5/16"-18, No Serration |
| 18 | GA5194 | 1 | Sprocket, 50 Tooth |
| 19 | G10233 | 2 | Machine Bushing, 1", 10 Gauge |
| 20 | G3400-01 | 2 | Flangette |
| 21 | G2100-03 | 1 | Bearing, 7/8" Hex Bore, Spherical |
| 22 | GD15685 | 1 | Clamp |
| 23 | GA6501 | 1 | Drive Plate W/Grease Fitting |
| | G10641 | - | Grease Fitting, 1/8" NPT |
| | G10640 | - | Grease Fitting, 1/4"-28 |
| 24 | G10017 | 4 | Hex Head Cap Screw, 1/2"-13 x 1 1/2" |
| | G10228 | 4 | Lock Washer, 1/2" |
| | G10102 | 4 | Hex Nut, 1/2"-13 |
| 25 | GD5857 | 1 | Spring |
| 26 | GD5990 | 1 | Shaft, 74" |

| ITEM | PART NO. | QTY. | DESCRIPTION |
|------|----------|------|--|
| 27 | GD3839 | 1 | Coupler, 2" |
| 28 | G10602 | 1 | Spring Pin, 1/4" x 1 1/2" |
| 29 | G10460 | 1 | Cotter Pin, 1/4" x 2" |
| 30 | G10130 | - | Square Head Machine Bolt, 5/16"-18 x 1 3/4" |
| | G10923 | - | Flange Nut, 5/16"-18, No Serration |
| 31 | G11075 | 2 | External Inverted Snap Ring, 7/8" |
| 32 | G10496 | 2 | External Inverted Snap Ring, 1 1/2" |
| 33 | G10629 | 1 | Elbow, 90°, 1 1/4" NPT To Barb |
| 34 | --- | - | See "Liquid Fertilizer Tanks, Saddles, Mounts, Hoses, and Fittings, 6 and 8 Row" on page P99 |
| 35 | G10615 | 1 | Reducing Bushing, 1 1/2" Male NPT To 1 1/4" Female |
| 36 | G10995 | 1 | Reducing Bushing, 1" Male NPT To 3/4" Female, Stainless Steel |
| 37 | G10292 | - | Pipe Plug, 1/4" NPT |
| 38 | GA3893 | 1 | Strainer Complete |
| | GR0880 | - | Screen, No. 40 Mesh (Included W/GA3893) |
| | GR0881 | - | Gasket (Included W/GA3893) |
| | GR0882 | - | Y-Body (Included W/GA3893) |
| | GR0883 | - | End Cap (Included W/GA3893) |
| 39 | G10994 | 1 | Close Nipple, 3/4" NPT, Stainless Steel |
| 40 | GD14431 | 1 | Handle |
| 41 | GD14427 | 1 | Tightener Shaft, 4 7/8" |
| 42 | G11078 | 1 | Vinyl Cap |
| 43 | GD14432 | 1 | Sleeve, 1 1/4" |
| 44 | GD19343 | 1 | Release Collar, R.H. |
| 45 | GD14413 | 1 | Torsion Spring, L.H. (Used On R.H. Wrap Spring Wrench) |
| 46 | G11237 | 1 | Reducing Bushing, 1 1/2" Male NPT To 3/4" Female |
| 47 | --- | - | See "Liquid Fertilizer Piston Pump Uses 18 Tooth Sprocket" on page P109 |
| A | G1K269 | - | Lock Clamp Kit (Items 17 and 30) |
| B | G1K378 | - | Wrap Spring Wrench Replacement Kit, Blue Collar, R.H., (Items 13, 15, 31, 32 and 41-46) |

This page left blank intentionally.

JB-L4400-991/CCU077(FRTZ172a)

Model LM-2455-R

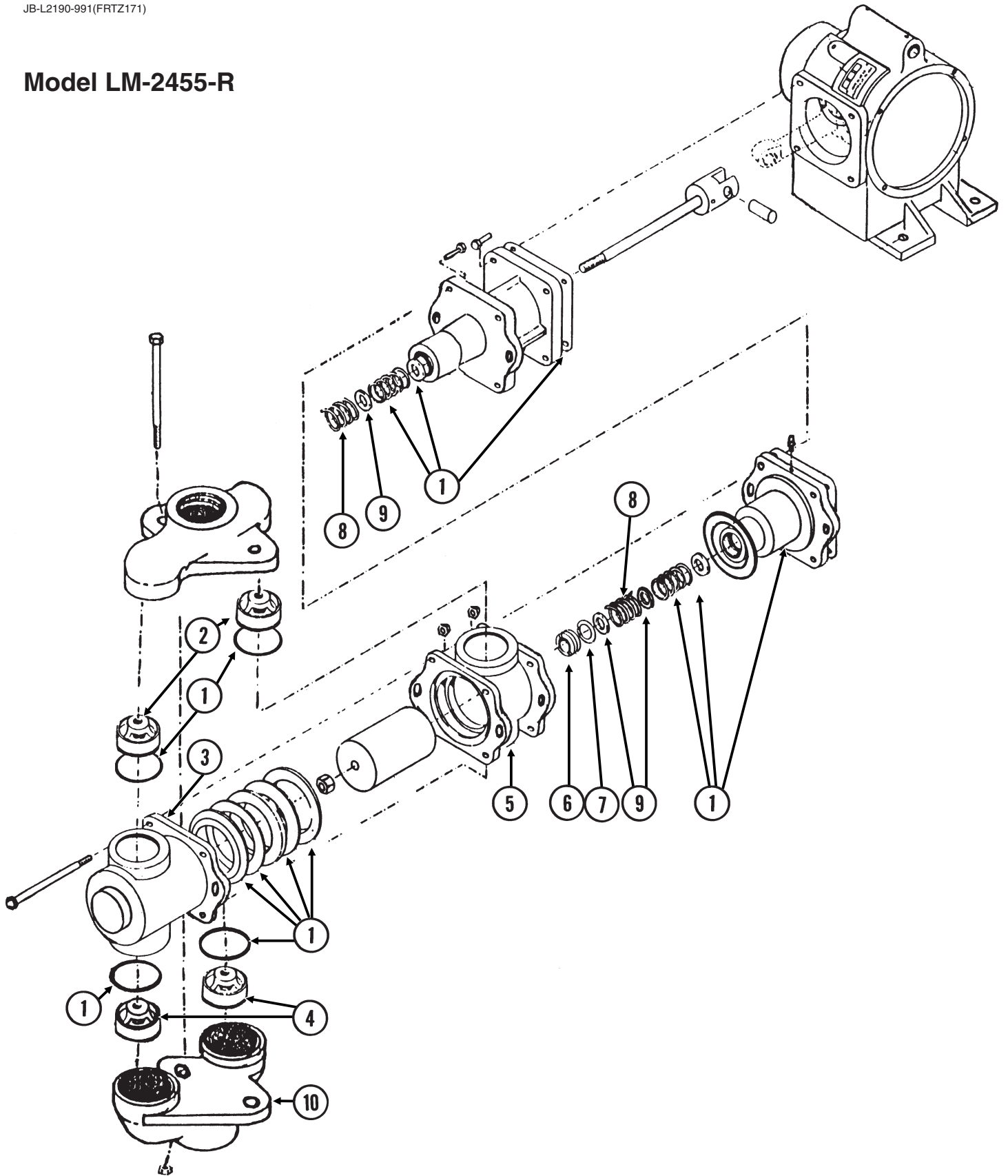


Liquid Fertilizer Piston Pump (Crankcase Assembly) Uses 18 Tooth Sprocket

| ITEM | PART NO. | QTY. | DESCRIPTION |
|------|----------|------|--|
| 1 | GR1389 | 1 | Sprocket, 18 Tooth |
| 2 | G10688 | 2 | Square Head Set Screw, 3/8"-16 x 5/8" |
| 3 | GR1425 | 1 | Repair Kit |
| 4 | GR1427 | 2 | Bearing |
| 5 | GR1420 | 1 | Woodruff Key, 3/8"-16 x 1 3/4" |
| 6 | GR1167 | 1 | Square Head Cap Screw, 3/8"-16 x 1 3/4" |
| 7 | G10043 | 4 | Hex Head Cap Screw, 5/16"-18 x 3/4" |
| 8 | GR1168 | 1 | Scale |
| 9 | G10108 | 1 | Lock Nut, 3/8"-16 |
| 10 | G10693 | 3 | Hex Socket Head Set Screw, 5/16"-18 x 3/8" |
| 11 | GR1165 | 1 | Arm |
| 12 | GR1114 | 1 | Flange |
| 13 | GR1116 | 1 | Bearing |
| 14 | GR1421 | 1 | Crankshaft |
| 15 | GR1118 | 2 | Setting Arm Key |
| 16 | --- | - | See "Liquid Fertilizer Piston Pump Drive" on page P101 |
| 17 | GR1424 | 1 | Adjustment Wrench |
| A | GA8069 | - | Piston Pump Complete W/18 Tooth Sprocket (Model LM-2455-R), Includes Crankcase Assembly On This Page and Cylinder Assembly. See "Liquid Fertilizer Piston Pump (Crankcase Assembly) Uses 18 Tooth Sprocket" on page P105 and See "Liquid Fertilizer Piston Pump (Cylinder Assembly) Uses 18 Tooth Sprocket" on page P107 |

JB-L2190-991(FRTZ171)

Model LM-2455-R

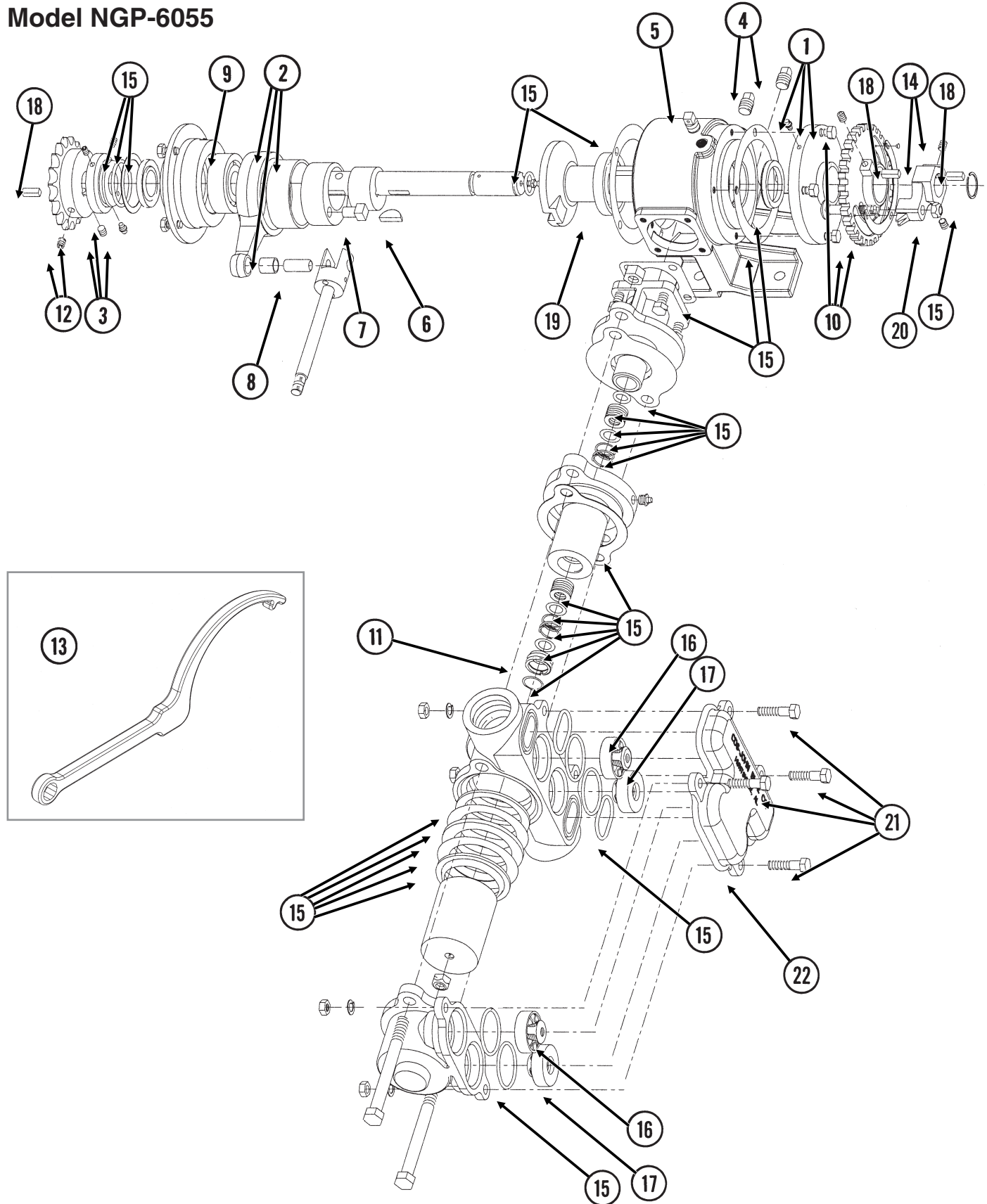


**Liquid Fertilizer Piston Pump (Cylinder Assembly)
Uses 18 Tooth Sprocket**

| ITEM | PART NO. | QTY. | DESCRIPTION |
|-------------|-----------------|-------------|---------------------|
| 1 | GR1425 | 1 | Repair Kit |
| 2 | GR1144 | 2 | Discharge Valve |
| 3 | GR1423 | 1 | Outboard Cylinder |
| 4 | GR1142 | 2 | Suction Valve |
| 5 | GR1422 | 1 | Inboard Cylinder |
| 6 | GR1134 | 1 | Stuffing Box Insert |
| 7 | GR1133 | 1 | Retaining Ring |
| 8 | GR1130 | 2 | Packing Spring |
| 9 | GR1129 | 3 | Washer |
| 10 | GR1451 | 1 | Suction Manifold |

(A12335a/GR1808)

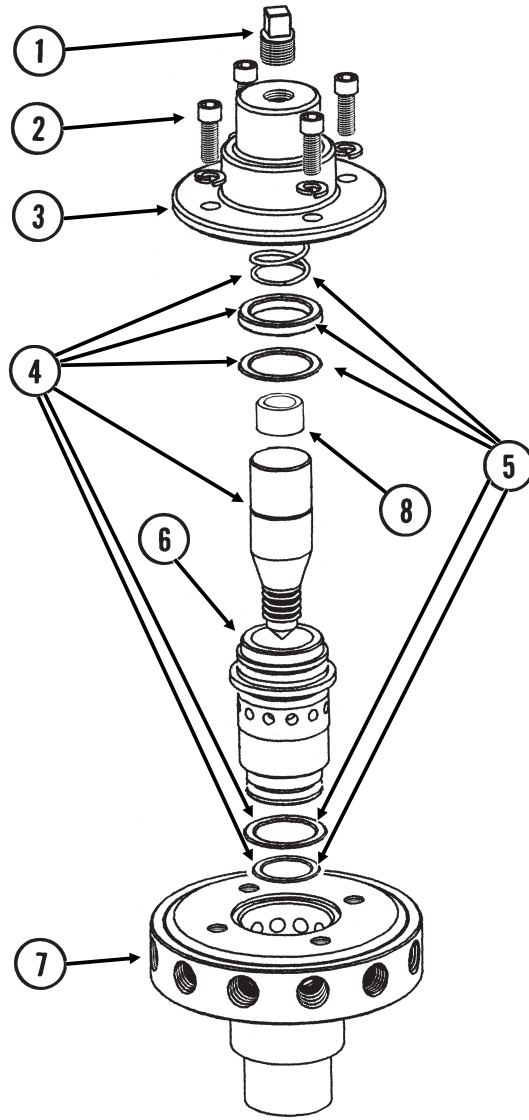
Model NGP-6055



| ITEM | PART NO. | QTY. | DESCRIPTION |
|------|----------|------|---|
| 1 | GR1804 | 1 | Flange Cover Assembly |
| | G10991 | 4 | Hex Head Cap Screw, 5/16"-18 x 7/8" |
| 2 | GR1802 | 1 | Connecting Rod Assembly |
| 3 | GR1801 | 1 | Spacer Assembly |
| | G10693 | 3 | Hex Socket Head Set Screw, 5/16"-18 x 3/8" |
| 4 | GR1123 | 2 | Plug |
| 5 | GR1543 | 1 | Vent Plug |
| 6 | GR1112 | 1 | Woodruff Key |
| 7 | GR1120 | 1 | Eccentric Pin |
| 8 | GR1124 | 1 | Pin |
| 9 | GR1104 | 1 | Bearing |
| 10 | GR1805 | 1 | Setting Hub Assembly |
| 11 | GR1134 | 1 | Stuffing Box Insert |
| 12 | GR1389 | 1 | Sprocket, 18 Tooth |
| 13 | GR1808 | 1 | Adjustment Wrench |
| 14 | GR1806 | 1 | Setting Pointer Assembly |
| 15 | GR1795 | 1 | Repair Kit, Includes: (6) Gaskets, (9) O-Rings, (4) Washers, (1) Retaining Ring, (2) Oil Seals, (1) Snap Ring, (1) Thrust Washer, (1) Rod Bushing, (2) Flange Plunger Packings, (2) Packing Springs, (2) Rod Vee Packing Sets |
| 16 | GR1799 | 2 | Discharge Valve Assembly |
| 17 | GR1797 | 2 | Suction Valve Assembly |
| 18 | GR1118 | 3 | Setting Arm Key |
| 19 | GR1116 | 1 | Bearing |
| 20 | G10306 | 1 | Carriage Bolt, 3/8"-16 x 2" |
| | G10108 | 1 | Lock Nut, 3/8"-16 |
| 21 | G10003 | 4 | Hex Head Cap Screw, 3/8"-16 x 1 1/2" |
| | G11387 | 4 | Flat Washer, 3/8" SAE |
| | G10229 | 4 | Lock Washer, 3/8" |
| | G10101 | 4 | Hex Nut, 3/8"-16 |
| 22 | GR2003 | 1 | Valve Cover |
| A | GA12330 | - | Piston Pump Complete W/18 Tooth Sprocket (Model NGP-6055) |

(FRTZ159/PT40a/FRTZ202c)

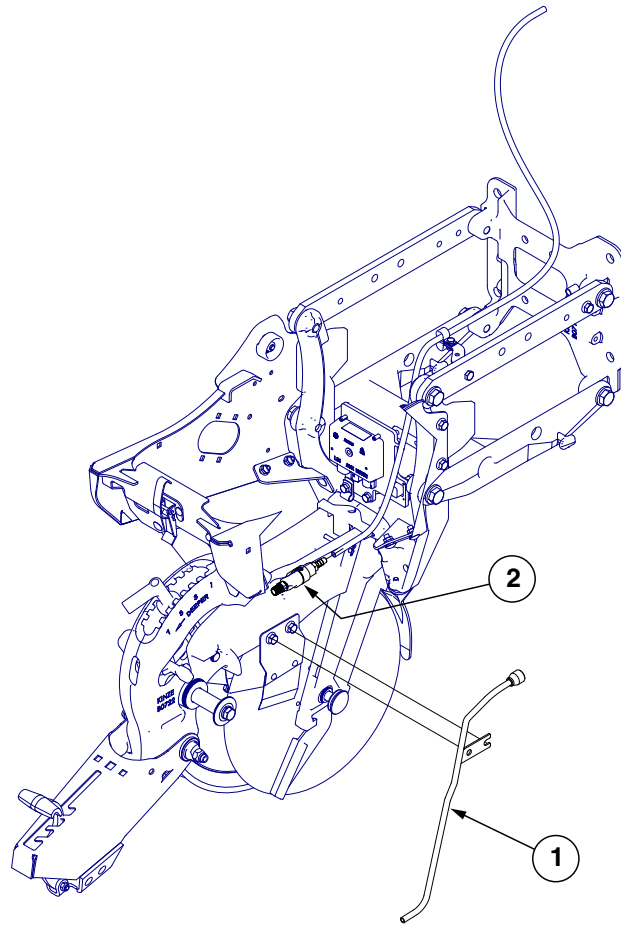
Model FD-1200 Flow Divider, 12 Outlet



3/4" NPT

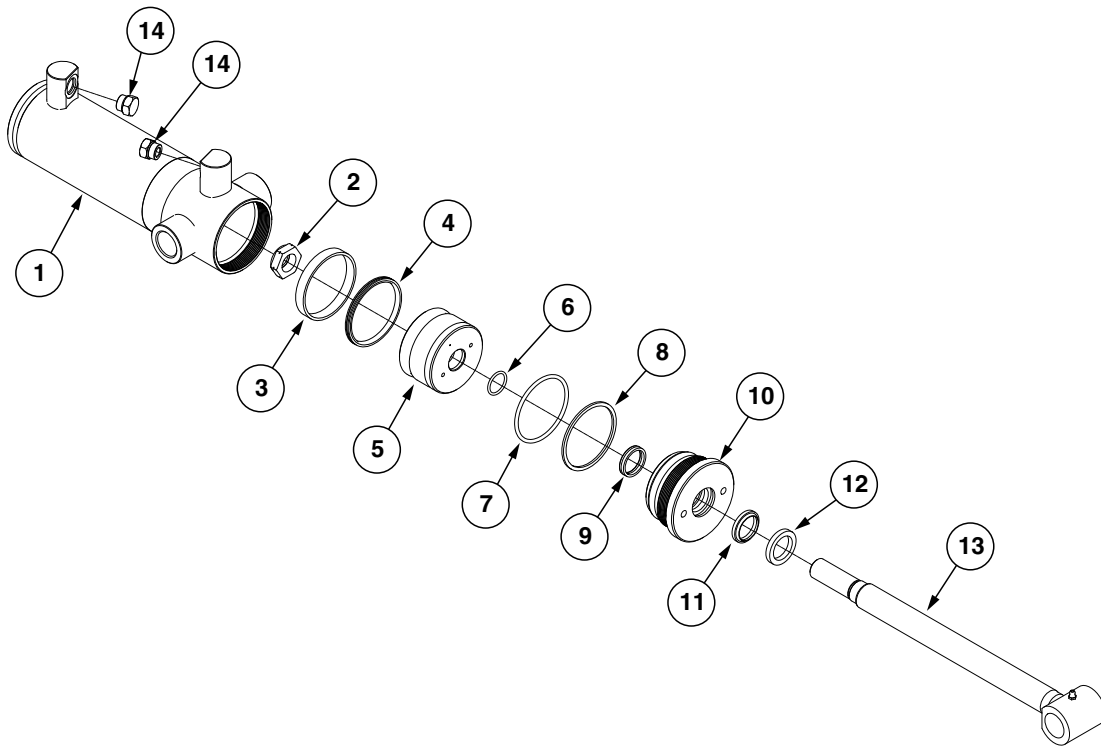
| ITEM | PART NO. | QTY. | DESCRIPTION |
|------|----------|------|--|
| 1 | GR1543 | 1 | Vent Plug |
| 2 | GR1542 | 4 | Hex Socket Head Screw, ¼"-20 x ¾" |
| | GR1541 | 4 | Lock Washer, ¼", Stainless Steel |
| 3 | GR1540 | 1 | Cap |
| 4 | GR1544 | 1 | Needle Assembly W/Seal Kit (Item 22) |
| 5 | GR1545 | 1 | Seal Kit, Includes: (3) O-Rings, (1) Seal, (1) Spring |
| 6 | GR1535 | 1 | Sleeve |
| 7 | GR1533 | 1 | Body (12 Outlet) |
| 8 | GR1574 | 1 | Sleeve, 1" O.D. x ½" Long, Stainless Steel |
| A | GA8931 | 1 | Liquid Fertilizer Piston Pump Flow Divider Complete, 12 Outlet (Model FD-1200) |

(A18821a)



| ITEM | PART NO. | QTY. | DESCRIPTION |
|------|----------|------|------------------------|
| 1 | GA18822 | - | Liquid Fertilizer Tube |
| 2 | GA20583 | - | Check Valve Assembly |

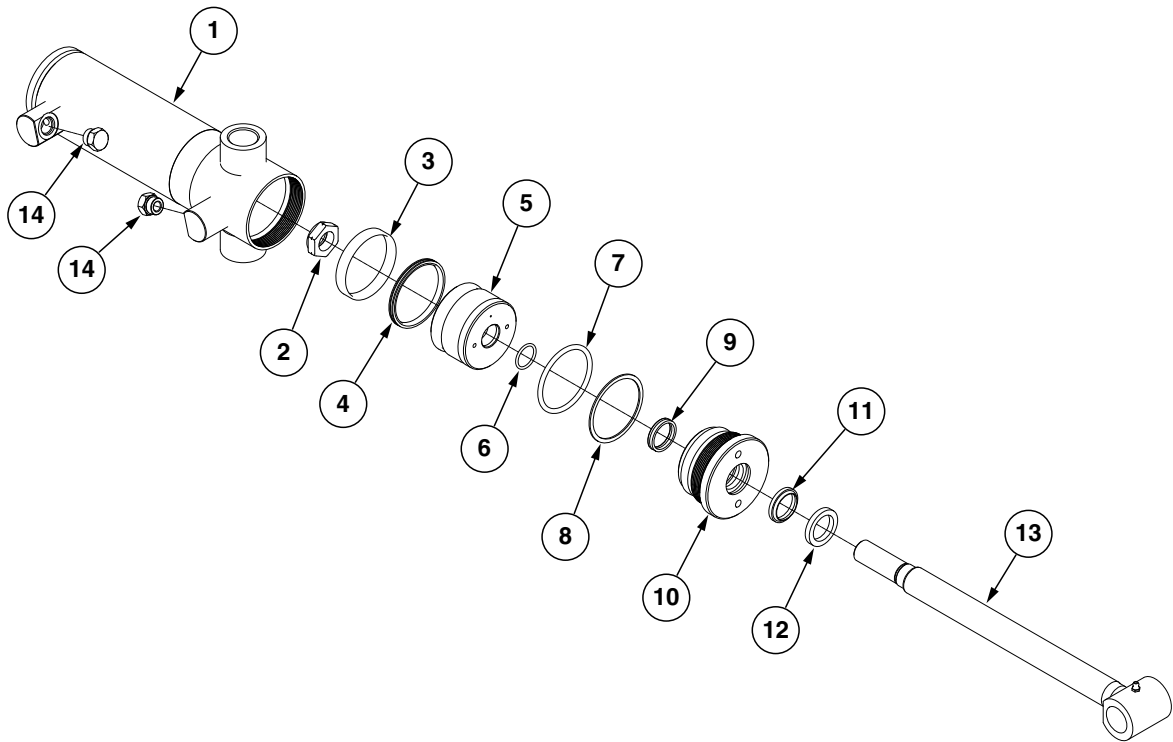
(IP1523)



| ITEM | PART NO. | QTY. | DESCRIPTION |
|------|----------|------|---|
| 1 | A4295 | 1 | Barrel |
| 2 | GD27235 | 1 | Nylon Lock Nut, 1"-14, Grade 8 |
| 3 | *D12056 | 1 | Wear Ring |
| 4 | *D12280 | 1 | T-Seal |
| 5 | GA21112 | 1 | Piston |
| 6 | *D29649 | 1 | O-Ring, No. 215 |
| 7 | *D12231 | 1 | O-Ring, No. 338 |
| 8 | *D12232 | 1 | BU Ring |
| 9 | *D12251 | 1 | U-Cup |
| 10 | GD12507 | 1 | Gland |
| 11 | *D12210 | 1 | Wiper |
| 12 | GD12102 | 1 | Ring |
| 13 | GA21106 | 1 | Rod |
| 14 | G6408-08 | 2 | Plug W/O-Ring, 3/4"-16 O-Ring |
| | GR1037 | - | O-Ring |
| A | GA21111 | - | Cylinder Complete, 3 1/2" x 8" (Part Number Stamped On Barrel) |
| B | GR2228 | - | Seal Kit, Includes: (1) Wiper, (3) O-Rings, (1) BU Ring, (1) T-Seal, (1) Wear Ring, (1) U-Cup |

*Item is part of seal kit, item can not be purchased individually.

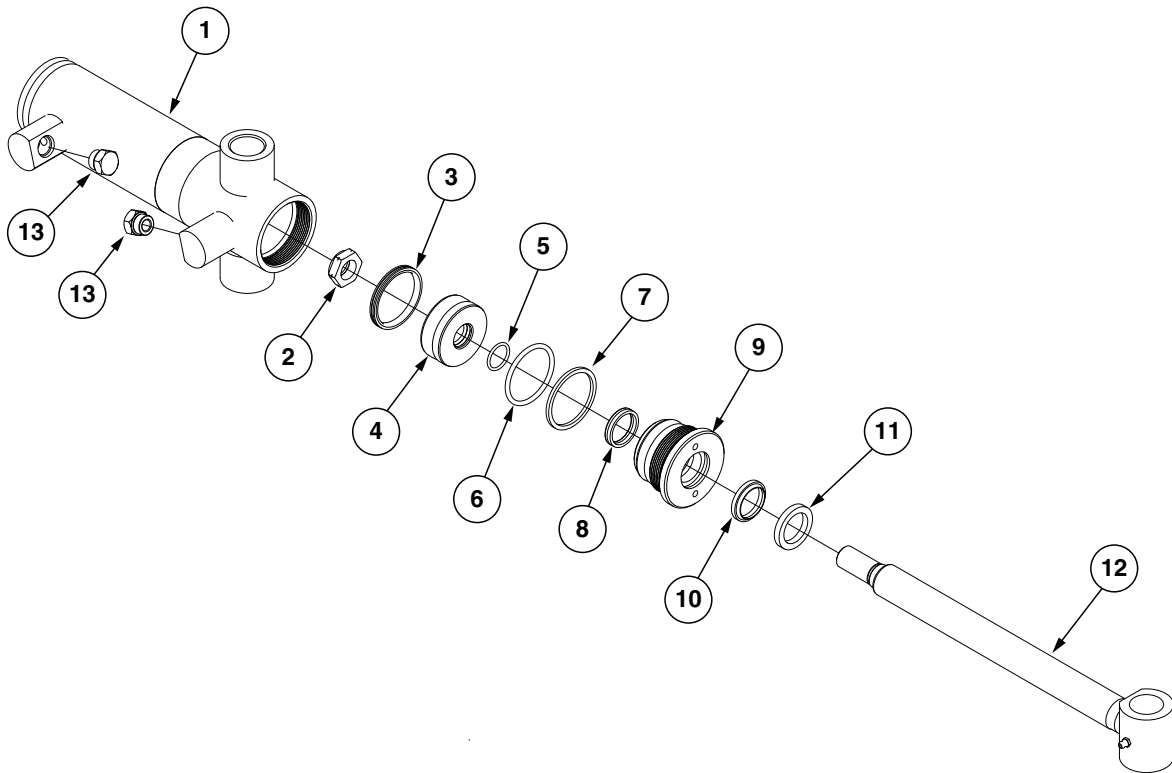
(IP1524)



| ITEM | PART NO. | QTY. | DESCRIPTION |
|------|----------|------|---|
| 1 | A7538 | 1 | Barrel |
| 2 | GD27235 | 1 | Nylon Lock Nut, 1"-14, Grade 8 |
| 3 | *D12038 | 1 | Wear Ring |
| 4 | *D12279 | 1 | T-Seal |
| 5 | GA21105 | 1 | Piston |
| 6 | *D29649 | 1 | O-Ring, No. 215 |
| 7 | *D12227 | 1 | O-Ring, No. 336 |
| 8 | *D12228 | 1 | Back-Up Ring |
| 9 | *D12251 | 1 | U-Cup |
| 10 | GD12505 | 1 | Gland |
| 11 | *D12210 | 1 | Wiper |
| 12 | GD12102 | 1 | Ring |
| 13 | GA21106 | 1 | Rod |
| 14 | G6408-08 | 2 | Plug W/O-Ring, 3/4"-16 O-Ring |
| | GR1037 | - | O-Ring |
| A | GA21104 | - | Cylinder Complete, 3 1/4" x 8" (Part Number Stamped On Barrel) |
| B | GR2225 | - | Seal Kit, Includes: (1) Wiper, (1) U-Cup, (3) O-Rings, (1) BU Ring, (1) T-Seal, (1) Wear Ring |

*Item is part of seal kit, item can not be purchased individually.

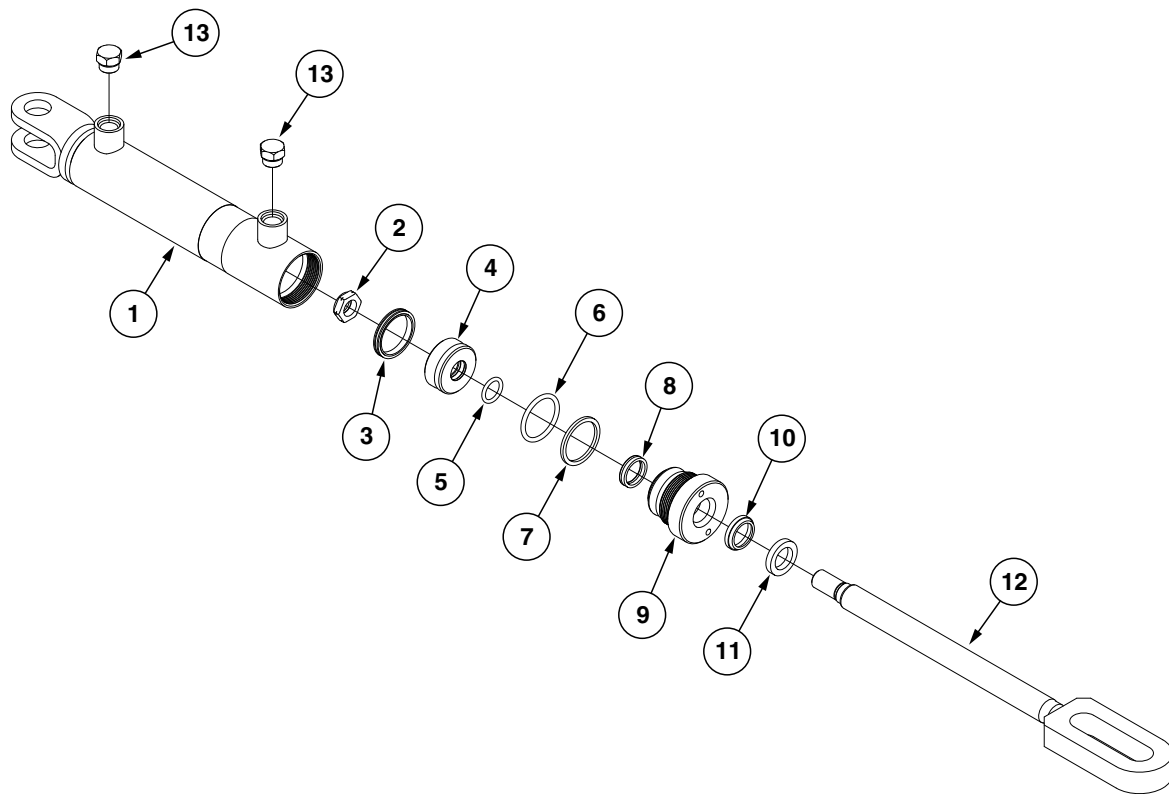
(IP1525)



| ITEM | PART NO. | QTY. | DESCRIPTION |
|------|----------|------|--|
| 1 | A8827 | 1 | Barrel |
| 2 | GD27234 | 1 | Nylon Lock Nut, 7/8"-14, Grade 8 |
| 3 | *D12275 | 1 | T-Seal, 2 1/2" |
| 4 | GD30401 | 1 | Piston |
| 5 | *D30399 | 1 | O-Ring, No. 119 |
| 6 | *D12212 | 1 | O-Ring, No. 330 |
| 7 | *D12213 | 1 | BU Ring |
| 8 | *D12251 | 1 | U-Cup |
| 9 | GD11985 | 1 | Gland |
| 10 | *D12210 | 1 | Wiper |
| 11 | GD12102 | 1 | Ring |
| 12 | GA21185 | 1 | Rod |
| 13 | G6408-08 | 2 | Plug W/O-Ring, 3/4"-16 O-Ring |
| | GR1037 | - | O-Ring |
| A | GA21184 | - | Cylinder Complete, 2 1/2" x 8" (Part Number Stamped On Barrel) |
| B | GR2227 | - | Seal Kit, Includes: (1) Wiper, (3) O-Rings, (1) BU Ring, (1) T-Seal, (1) U-Cup |

*Item is part of seal kit, item can not be purchased individually.

(IP1528)

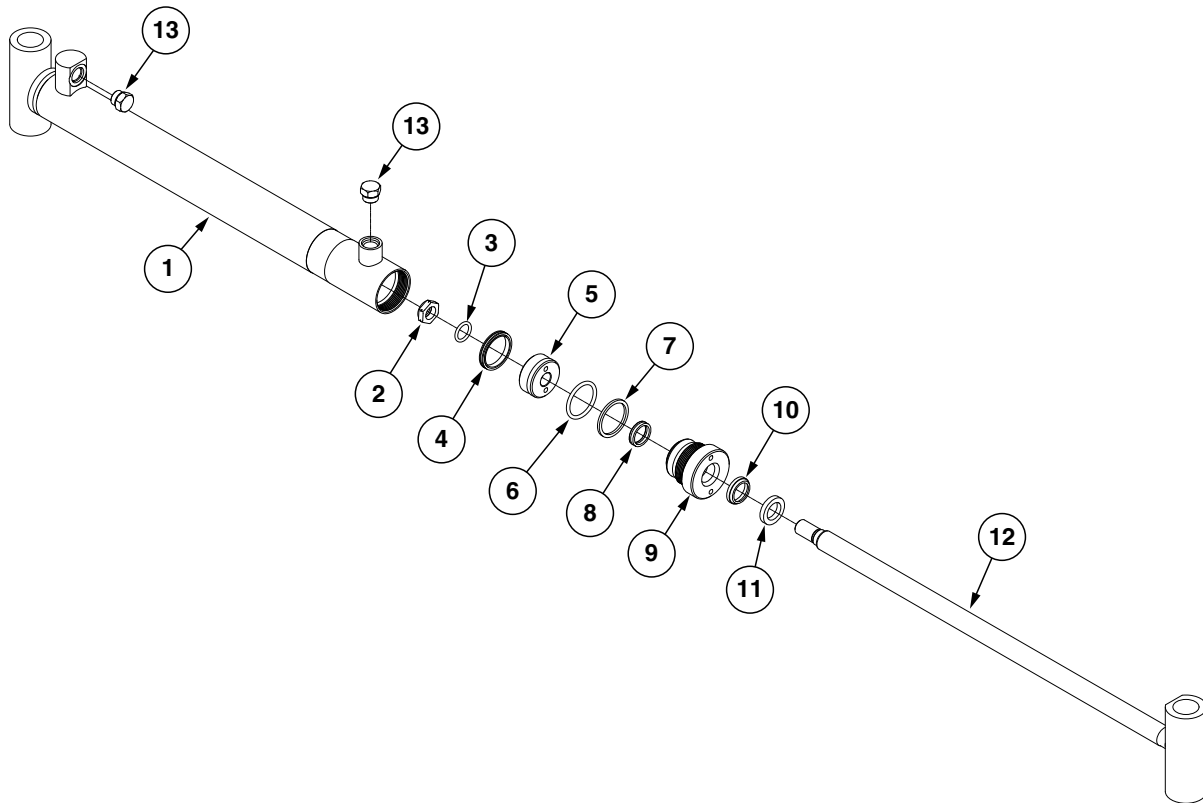


| ITEM | PART NO. | QTY. | DESCRIPTION |
|------|----------|------|----------------------------------|
| 1 | A8775 | 1 | Barrel |
| 2 | GD27233 | 1 | Nylon Lock Nut, 3/4"-16, Grade 8 |
| 3 | *D12277 | 1 | T-Seal |
| 4 | GD29689 | 1 | Piston |
| 5 | *D29692 | 1 | O-Ring, No. 211 |
| 6 | *D12235 | 1 | O-Ring, No. 326 |
| 7 | *D12236 | 1 | Back-Up Ring |
| 8 | *D12256 | 1 | U-Cup |
| 9 | GD12510 | 1 | Gland |
| 10 | *D12233 | 1 | Wiper Rod |
| 11 | GD12101 | 1 | Ring |
| 12 | GA21168 | 1 | Rod |
| 13 | G6408-08 | 2 | Plug W/O-Ring, 3/4"-16 O-Ring |
| | GR1037 | - | O-Ring |

| | | | |
|---|---------|---|---|
| A | GA21167 | - | Cylinder Complete, 2" x 8" (Part Number Stamped On Barrel) |
| B | GR2229 | - | Seal Kit, Includes: (1) Wiper, (2) U-Cup, (3) O-Rings, (1) BU Ring, (1) T-Seal, (1) Instruction Sheet |

*Item is part of seal kit, item can not be purchased individually.

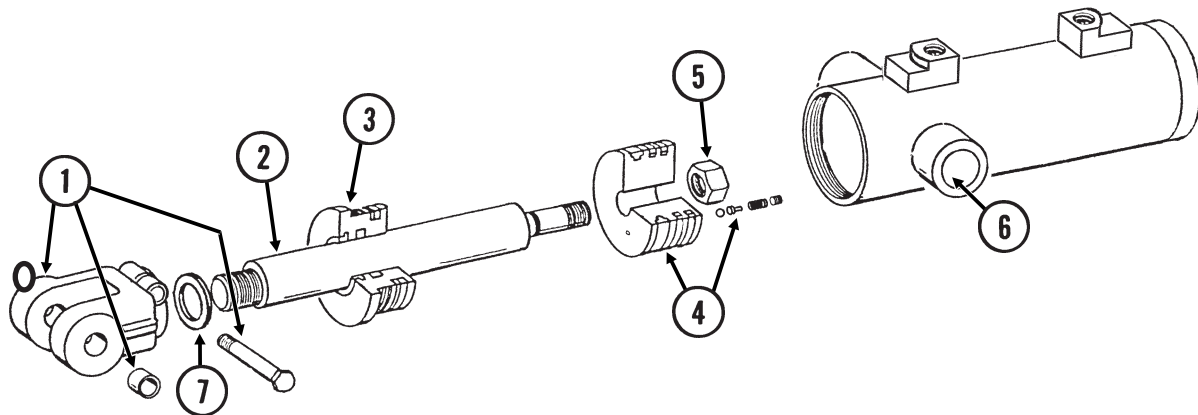
(IP1527)



| ITEM | PART NO. | QTY. | DESCRIPTION |
|------|----------|------|---|
| 1 | A9442 | 1 | Barrel |
| 2 | GD27233 | 1 | Nylon Lock Nut, 3/4"-16, Grade 8 |
| 3 | *D29692 | 1 | O-Ring, No. 211 |
| 4 | *D12277 | 1 | T-Seal |
| 5 | GD29689 | 1 | Piston |
| 6 | *D12235 | 1 | O-Ring, No. 326 |
| 7 | *D12236 | 1 | Back-Up Ring |
| 8 | *D12256 | 1 | U-Cup |
| 9 | GD12510 | 1 | Gland |
| 10 | *D12233 | 1 | Wiper Rod |
| 11 | GD12101 | 1 | Ring |
| 12 | GA21159 | 1 | Rod |
| 13 | G6408-08 | 2 | Plug W/O-Ring, 3/4"-16 O-Ring |
| | GR1037 | - | O-Ring |
| A | GA21158 | - | Cylinder Complete, 2" x 20 1/16" (Part Number Stamped On Barrel) |
| B | GR2229 | - | Seal Kit, Includes: (1) Wiper, (2) U-Cup, (3) O-Rings, (1) BU Ring, (1) T-Seal, (1) Instruction Sheet |

*Item is part of seal kit, item can not be purchased individually.

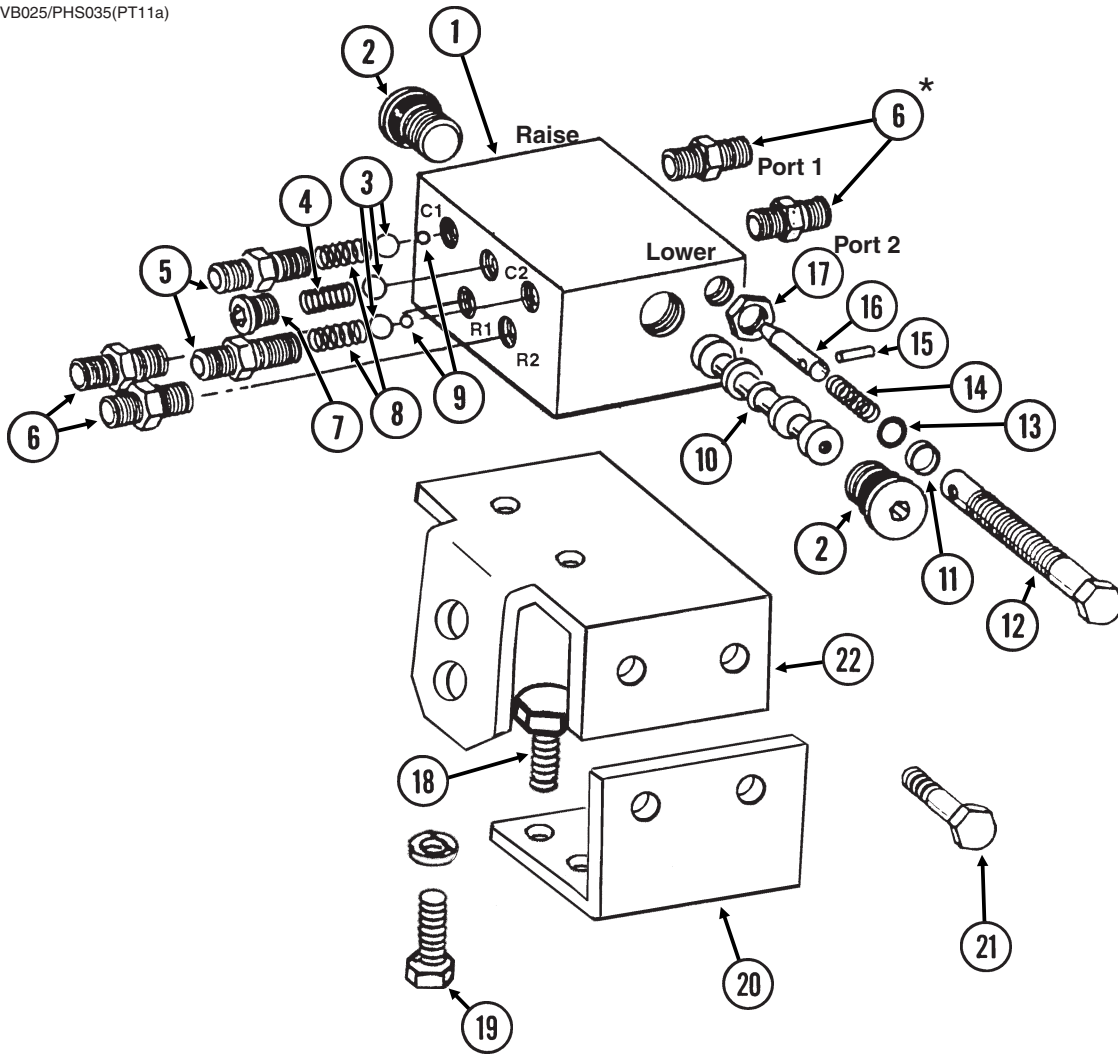
(CYL33c)



| ITEM | PART NO. | QTY. | DESCRIPTION |
|------|--------------------------------------|------------------|--|
| 1 | GA8130 GR1401 G10939 G10101 | 1 2 1 1 | Clevis W/Bushings, Hex Head Cap Screw and Hex Nut Bushing Hex Head Cap Screw, 3/8"-16 x 2 1/4" Hex Nut, 3/8"-16 |
| 2 | GD12513 | 1 | Rod |
| 3 | GD11995 | 1 | Gland |
| 4 | GA8924 GR1169 | 1 - | Piston W/Rephasing Valve Rephasing Valve Replacement Kit (Includes: Set Screw, Guide, 2 Springs and Ball) |
| 5 | GD27235 | 1 | Nylon Lock Nut, 1"-14, Grade 8 |
| 6 | A8923 | 1 | Barrel |
| 7 | G10957 | 4 | Steel Shim |
| A | GA8897 | - | Cylinder Complete, 4 1/4" x 4" (Part Number Stamped On Barrel) |
| B | GR1523 | - | Seal Kit, Includes: (1) Wiper, (2) O-Rings, (1) BU Ring, (1) U-Cup, (1) Seal, (1) Expander, (2) Cast Iron Ring |

This page left blank intentionally.

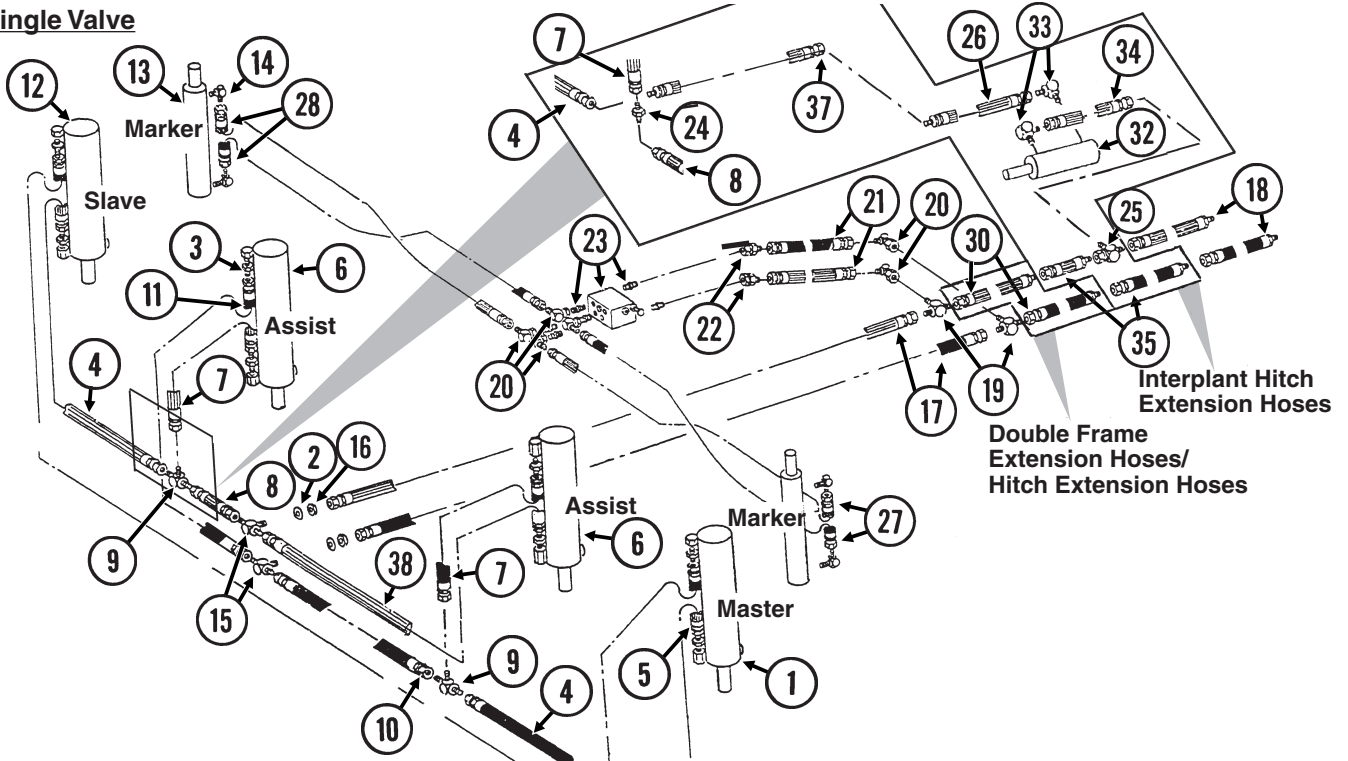
VVB025/PHS035(PT11a)



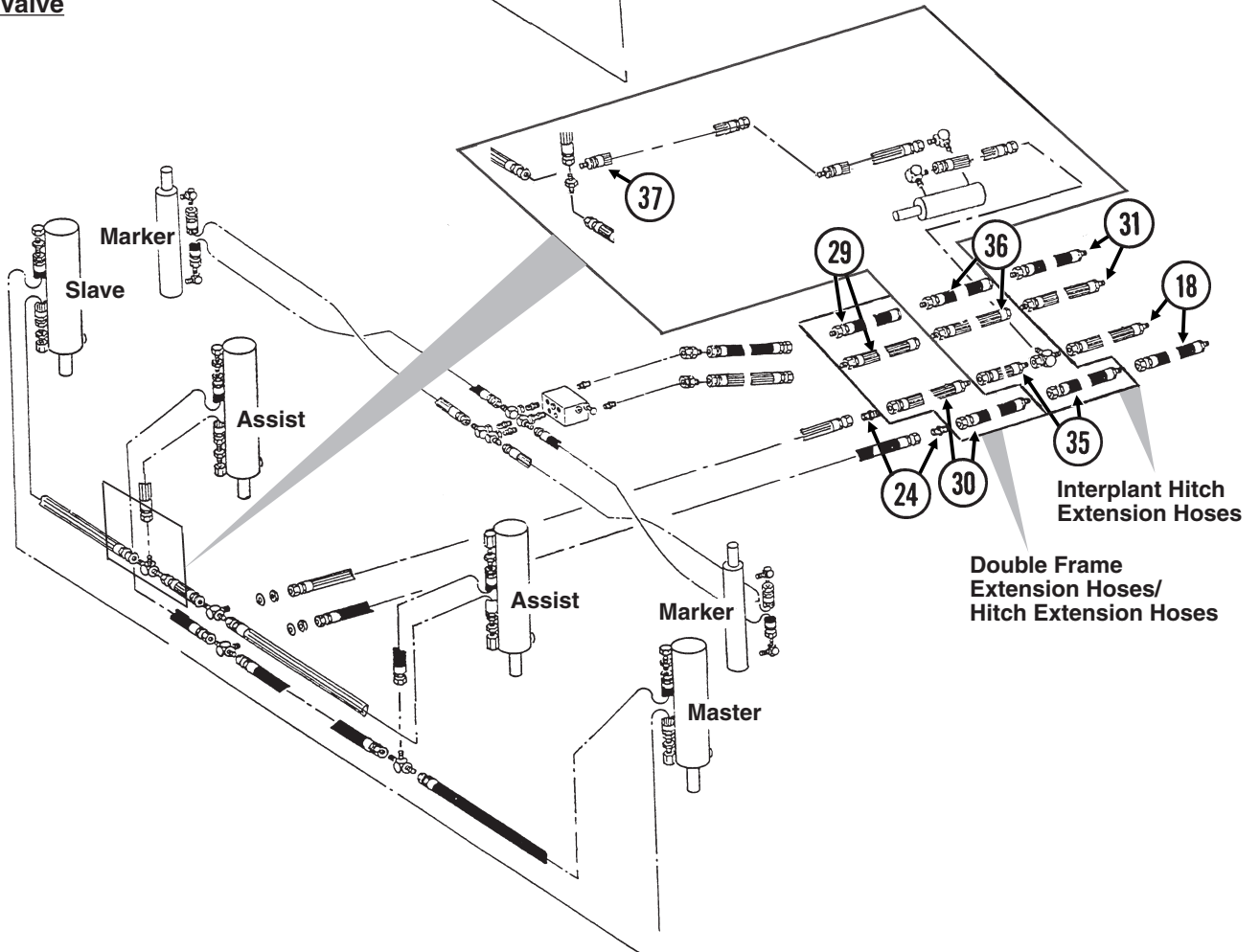
| ITEM | PART NO. | QTY. | DESCRIPTION |
|------|-----------|------|--|
| 1 | --- | - | Valve Body (Non-Stock Item) |
| 2 | GR1047 | 2 | Hex Socket Plug W/O-Ring |
| | GR1037 | - | O-Ring |
| 3 | GR1044 | 3 | 7/16" Check Ball |
| 4 | GR1033 | 1 | Detent Spring |
| 5 | GR1032 | 2 | Port Adapter W/O-Ring |
| | GR1045 | - | O-Ring |
| 6 | *G6400-06 | 4 | Connector W/O-Ring, 1/4"-18 Male 37° JIC To 1/4"-18 O-Ring |
| | GR1045 | - | O-Ring |
| 7 | GR1034 | 1 | Hex Socket Plug W/O-Ring |
| | GR1035 | - | O-Ring |
| 8 | GR1036 | 2 | Spring |
| 9 | GR1043 | 2 | 1/4" Steel Ball |
| 10 | --- | - | Spool (Non-Stock Item) |
| 11 | GR1041 | 2 | Teflon BU Ring |
| 12 | GR1042 | 2 | Adjustment Screw |
| 13 | GR1040 | 2 | O-Ring |
| 14 | GR1046 | 2 | Compression Spring |
| 15 | GR1039 | 2 | Spring Pin |
| 16 | GR1038 | 2 | Needle |
| 17 | GR1048 | 2 | Hex Jam Nut, 1/2"-20 |
| 18 | G10001 | 2 | Hex Head Cap Screw, 3/8"-16 x 1" |
| | G11387 | 2 | Washer, 3/8" SAE |
| | G10229 | 2 | Lock Washer, 3/8" |
| 19 | G10001 | 2 | Hex Head Cap Screw, 3/8"-16 x 1" |
| | G10229 | 2 | Lock Washer, 3/8" |
| 20 | GD10223 | 1 | Mounting Angle |
| 21 | G10001 | 2 | Hex Head Cap Screw, 3/8"-16 x 1" |
| | G11387 | 2 | Washer, 3/8" SAE |
| | G10229 | 2 | Lock Washer, 3/8" |
| | G10101 | 2 | Hex Nut, 3/8"-16 |
| 22 | GD10224 | 1 | Valve Mounting Angle |
| A | GA5552 | - | Valve Assembly Complete (Items 1-17) |
| B | GA5572 | - | Flow Control Portion Only (Items 11-17) |

*Not used on sizes with 3/8" hoses.

Single Valve



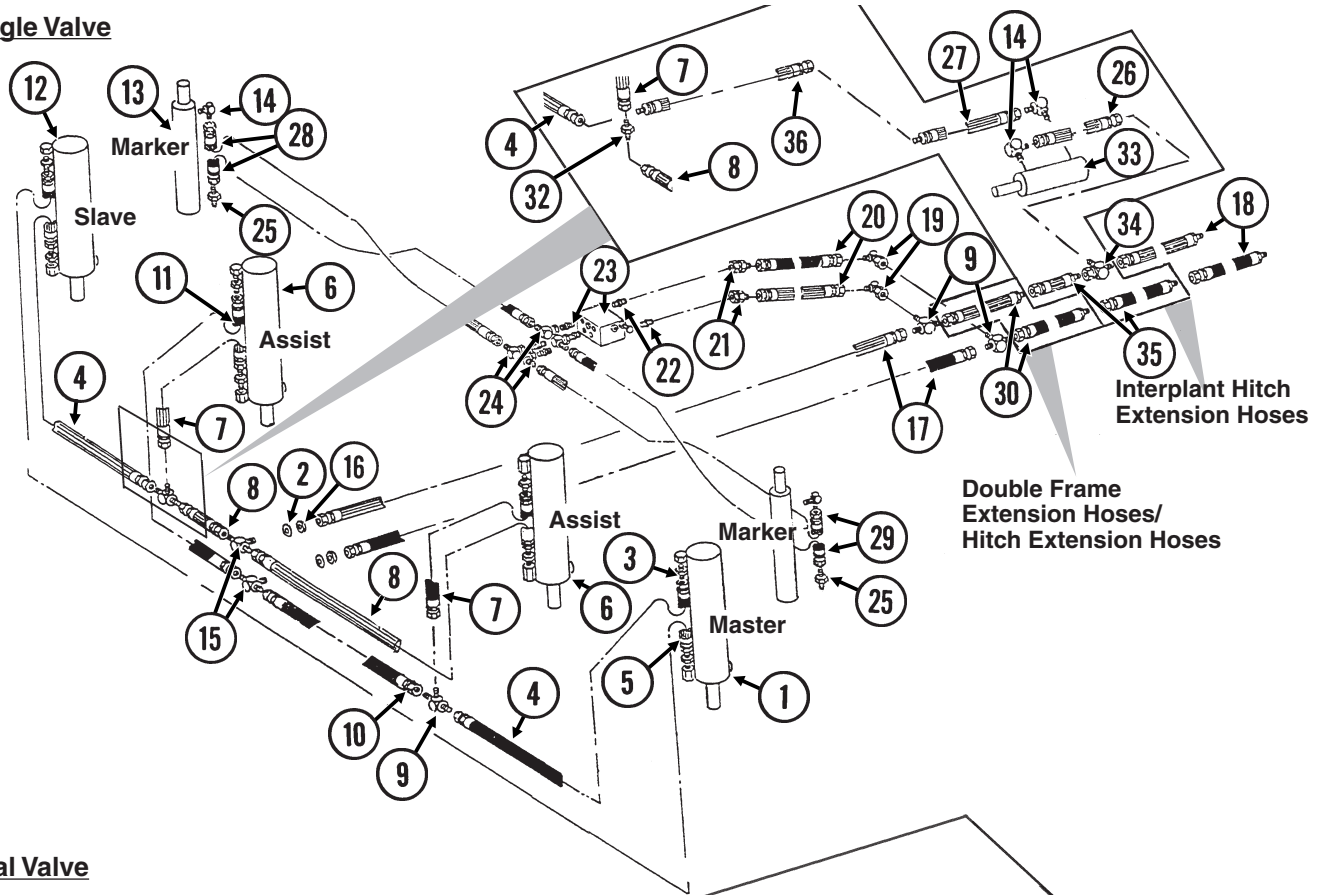
Dual Valve



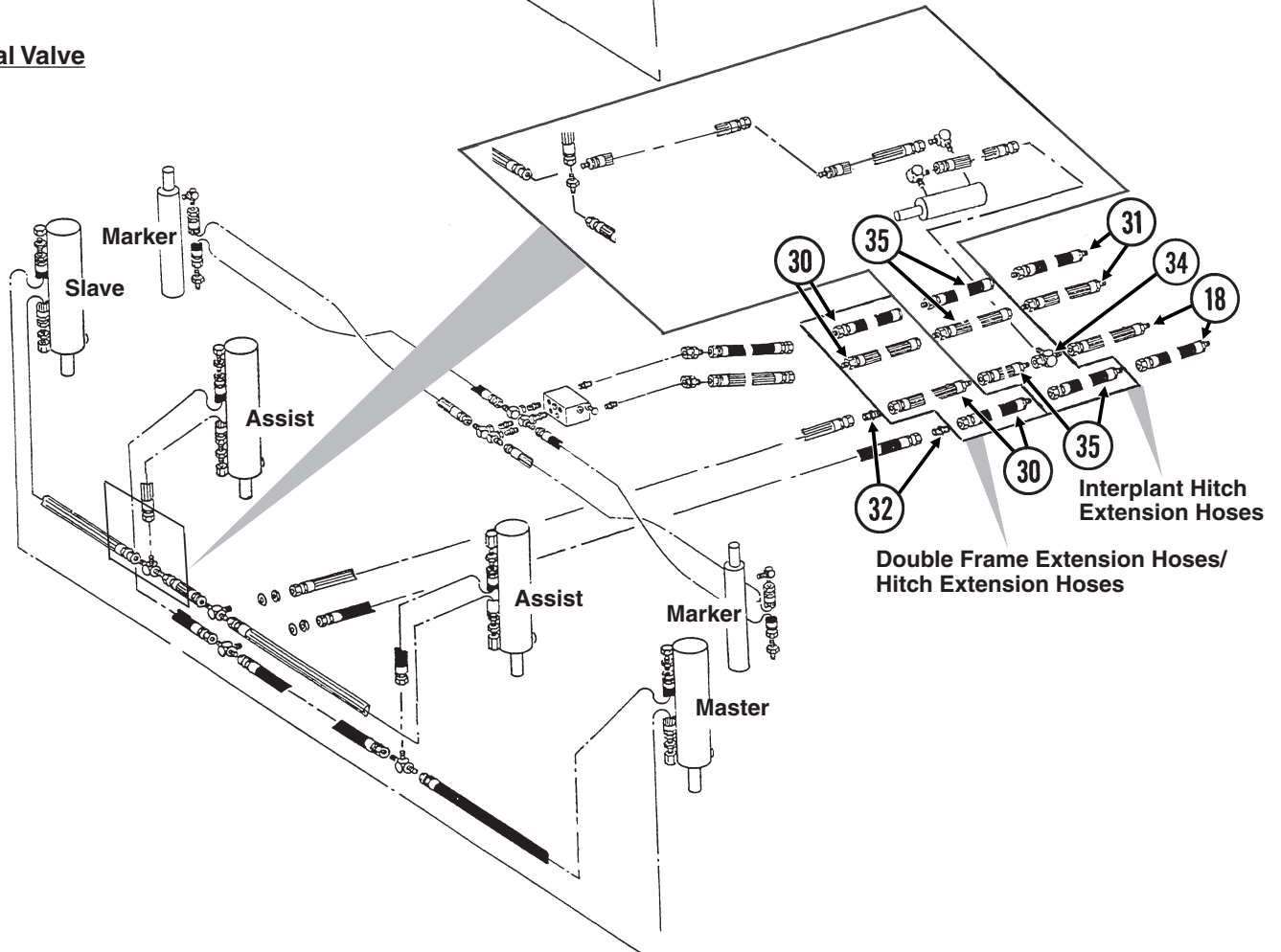
| ITEM | PART NO. | QTY. | DESCRIPTION |
|------|-----------------------|--------|---|
| 1 | --- | - | See "Master Lift Cylinder" on page P114 |
| 2 | G10215 | 2 | Machine Bushing, 3/4", 14 Gauge |
| 3 | G6400-08 GR1037 | 8 - | Connector W/O-Ring, 3/4"-16 Male JIC To O-Ring O-Ring |
| 4 | *A1018 | 2 | Hose Assembly, 3/8" x 40" |
| 5 | *A3115 | 1 | Hose Assembly, 3/8" x 146" |
| 6 | --- | - | See "Lift Assist Cylinder, 6 Row and 8 Row" on page P116 |
| 7 | *A1000 | 2 | Hose Assembly, 3/8" x 15" |
| 8 | *A3119 | 1 | Hose Assembly, 3/8" x 36" |
| 9 | G2603-08 | 2 | Tee, 3/4"-16 Male JIC |
| 10 | *A1086 | 1 | Hose Assembly, 3/8" x 28" |
| 11 | *A1019 | 1 | Hose Assembly, 3/8" x 44" |
| 12 | --- | - | See "Slave Lift Cylinder" on page P115 |
| 13 | --- | - | See "Row Marker Cylinder, 6 Row" on page P117 |
| 14 | G6801-06-08 GR1037 | 4 - | Elbow W/O-Ring, 90°, 9/16"-18 Male JIC To 3/4"-16 O-Ring O-Ring |
| 15 | G2703-08 | 2 | Bulkhead Tee, 3/4"-16 Male JIC |
| 16 | G306-08 | 2 | Lock Nut, 3/4"-16 |
| 17 | *A1076 | 2 | Hose Assembly, 3/8" x 30" |
| 18 | *A3135 | 2 | Hose Assembly, 3/8" x 100" |
| 19 | G2603-08-08-06 | 2 | Tee, 3/4"-16 Male JIC To 9/16"-18 JIC |
| 20 | G6500-06 | 2 | Swivel Elbow, 90°, 9/16"-18 Male JIC To Female |
| 21 | *A1138 | 2 | Hose Assembly, 1/4" x 29" |
| 22 | G6502-06 | 2 | Swivel Elbow, 45°, 9/16"-18 Male JIC To Female |
| 23 | --- | - | See "Row Marker Sequencing/Flow Control Valve" on page P121 |
| 24 | G2403-08 | 1 | Union, 3/4"-16 Male JIC |
| 25 | G6602-08 | 1 | Swivel Tee, 3/4"-16 JIC |
| 26 | *A3208 | 1 | Hose Assembly, 3/8" x 140", W/Interplant Package |
| 27 | *A1168 | 2 | Hose Assembly, 1/4" x 120" |
| 28 | *A1105 | 2 | Hose Assembly, 1/4" x 125" |
| 29 | *A1182 | - | Hose Assembly, 1/4" x 30", W/Double Frame Package |
| | *A1177 | - | Hose Assembly, 1/4" x 24", W/Hitch Extensions |
| 30 | *A3142 | - | Hose Assembly, 3/8" x 30", W/Double Frame Package |
| | *A3147 | - | Hose Assembly, 3/8" x 24", W/Hitch Extensions |
| 31 | *A1173 | 2 | Hose Assembly, 1/4" x 100" |
| 32 | --- | - | See "Interplant Lift Cylinder" on page P119 |
| 33 | G6801-08 GR1037 | 2 - | Elbow W/O-Ring, 90°, 3/4"-16 Male JIC To O-Ring O-Ring |
| 34 | *A1076 | 1 | Hose Assembly, 3/8" x 30", W/Interplant Package |
| 35 | *A3150 | 2 | Hose Assembly, 3/8" x 56", W/Interplant Package |
| 36 | *A1179 | 2 | Hose Assembly, 1/4" x 56", W/Interplant Package |
| 37 | *A3142 | 1 | Hose Assembly, 3/8" x 30", W/Interplant Package (Double Frame Only) |
| 38 | *A3175 | 1 | Hose Assembly, 3/8" x 38" |

* Hydraulic hose is not stocked by Kinze Repair Parts.

Single Valve

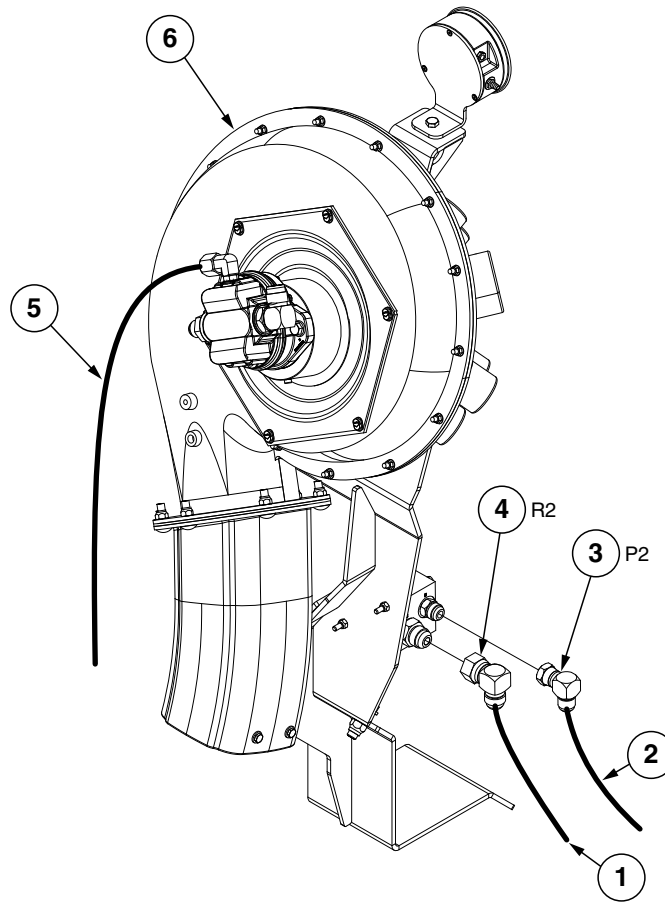


Dual Valve



| ITEM | PART NO. | QTY. | DESCRIPTION |
|------|---|------------------|---|
| 1 | --- | - | See "Master Lift Cylinder" on page P114 |
| 2 | G10215 | 2 | Machine Bushing, 3/4", 14 Gauge |
| 3 | G6400-08 GR1037 | 8 - | Connector W/O-Ring, 3/4"-16 Male JIC To O-Ring O-Ring |
| 4 | *A1018 | 2 | Hose Assembly, 3/8" x 40", 8 Row |
| 5 | *A1054 | 1 | Hose Assembly, 3/8" x 204", 8 Row |
| 6 | --- | - | See "Lift Assist Cylinder, 6 Row and 8 Row" on page P116 |
| 7 | *A1000 | 2 | Hose Assembly, 3/8" x 15" |
| 8 | *A1055 | 2 | Hose Assembly, 3/8" x 66", 8 Row |
| 9 | G2603-08 | 2 | Tee, 3/4"-16 Male JIC |
| 10 | *A1021 | 1 | Hose Assembly, 3/8" x 56", 8 Row |
| 11 | *A1039 | 1 | Hose Assembly, 3/8" x 76", 8 Row |
| 12 | --- | - | See "Slave Lift Cylinder" on page P115 |
| 13 | --- | - | See "Row Marker Cylinder, 8 Row" on page P118 |
| 14 | G6801-08 GR1037 | 2 - | Elbow W/O-Ring, 90°, 3/4"-16 Male JIC To O-Ring O-Ring |
| 15 | G2703-08 | 2 | Bulkhead Tee, 3/4"-16 Male JIC |
| 16 | G306-08 | 2 | Lock Nut, 3/4"-16 |
| 17 | *A1076 | 2 | Hose Assembly, 3/8" x 30" |
| 18 | *A3135 | 2 | Hose Assembly, 3/8" x 100" |
| 19 | G6500-08 | 2 | Swivel Elbow, 90°, 3/4"-16 Male JIC To Female |
| 20 | *A1079 | 2 | Hose Assembly, 3/8" x 24" |
| 21 | G6502-08 | 2 | Swivel Elbow, 45°, 3/4"-16 Male JIC To Female |
| 22 | G6400-08-06 GR1045 | 2 - | Connector W/O-Ring, 3/4"-16 Male JIC To 1/2"-18 O-Ring O-Ring |
| 23 | --- | - | See "Row Marker Sequencing/Flow Control Valve" on page P121 |
| 24 | G6500-08-06 | 2 | Swivel Elbow, 90°, 3/4"-16 Male JIC To 1/2"-18 Female |
| 25 | G6400-08 GR1037 G6400-08-04 GR1465 | 2 - - - | Connector W/O-Ring, 3/4"-16 Male JIC To O-Ring O-Ring Connector W/O-Ring, 3/4"-16 Male JIC To 7/16"-20 O-Ring O-Ring |
| 26 | *A1076 | 1 | Hose Assembly, 3/8" x 30", W/Interplant Package |
| 27 | *A3209 | 1 | Hose Assembly, 3/8" x 170", W/Interplant Package, 8 Row |
| 28 | *A1090 | 2 | Hose Assembly, 3/8" x 162", 8 Row |
| 29 | *A3114 | 2 | Hose Assembly, 3/8" x 156", 8 Row |
| 30 | *A3142 *A3147 | - - | Hose Assembly, 3/8" x 30", W/Double Frame Package Hose Assembly, 3/8" x 24", W/Hitch Extensions |
| 31 | *A3143 | 2 | Hose Assembly, 3/8" x 100" |
| 32 | G2403-08 | - | Union, 3/4"-16 Male JIC |
| 33 | --- | - | See "Interplant Lift Cylinder" on page P119 |
| 34 | G6602-08 | 1 | Swivel Tee, 3/4"-16 JIC |
| 35 | *A3150 | 2-4 | Hose Assembly, 3/8" x 56", W/Interplant Package |
| 36 | *A3142 | 1 | Hose Assembly, 3/8" x 30", W/Interplant Package (Double Frame Only) |

* Hydraulic hose is not stocked by Kinze Repair Parts.

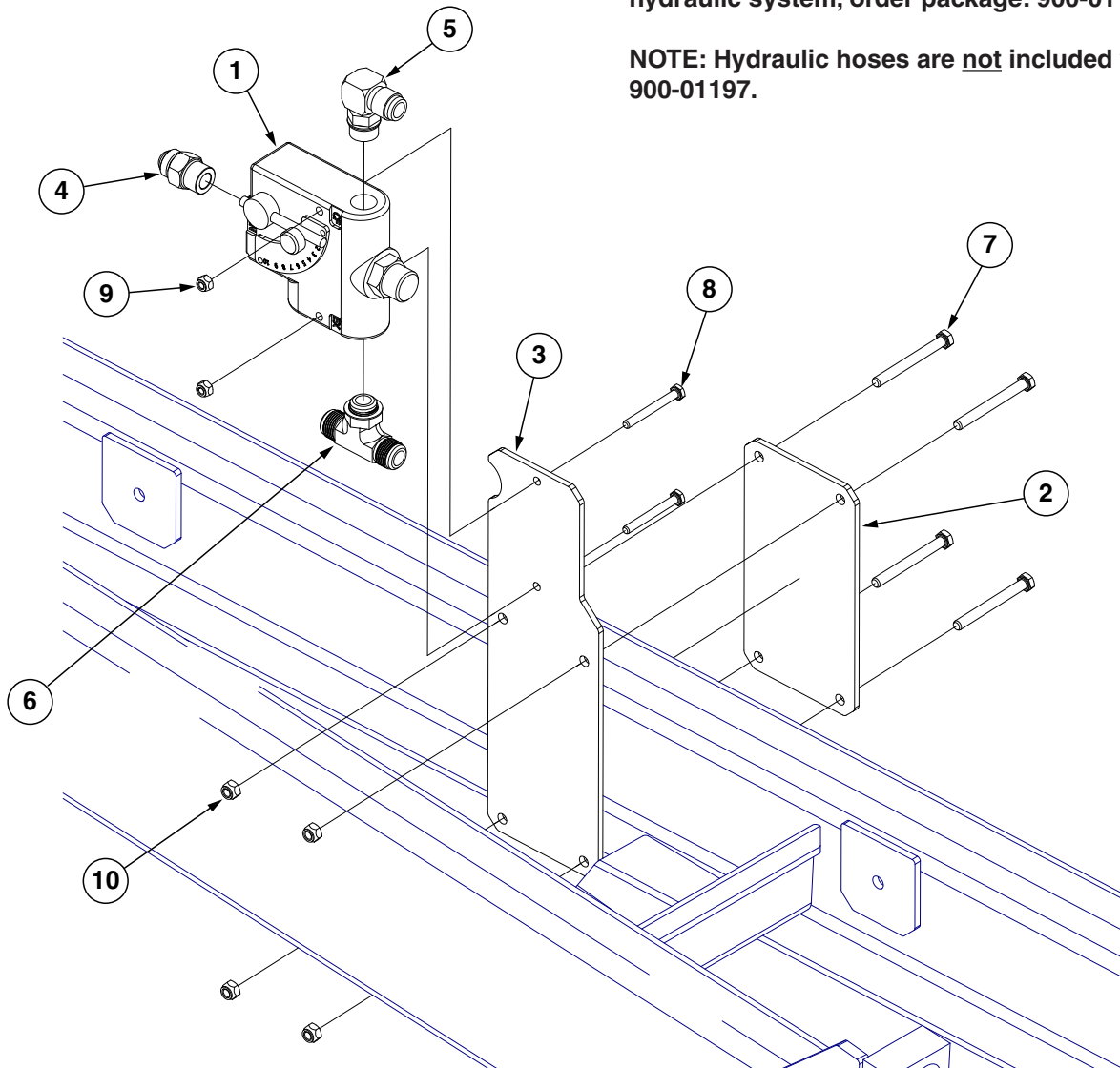


| ITEM | PART NO. | QTY. | DESCRIPTION |
|------|--------------|------|--|
| 1 | *A22772-3400 | 1 | Hose Assembly, 3/8" x 3400MM W/Tip (1/2M NPTF - 08F) |
| 2 | *A22781-3400 | 1 | Hose Assembly, 1/2" x 3400MM W/Tip (1/2M NPTF - 10F) |
| 3 | G6500-10 | 1 | Swivel Elbow, 90°, 7/8"-14 Male JIC To Female |
| 4 | G6500-12 | 1 | Swivel Elbow, 90°, 1 1/16"-12 Male JIC To Female |
| 5 | *A22782-3400 | 1 | Hose Assembly, 5/8" x 3400MM W/Tip (1/2M NPTF - 12F) |
| 6 | --- | - | See "Vacuum System" on page P46 |

* Hydraulic hose is not stocked by Kinze Repair Parts, but can be made available on a special order basis. Call for quote.

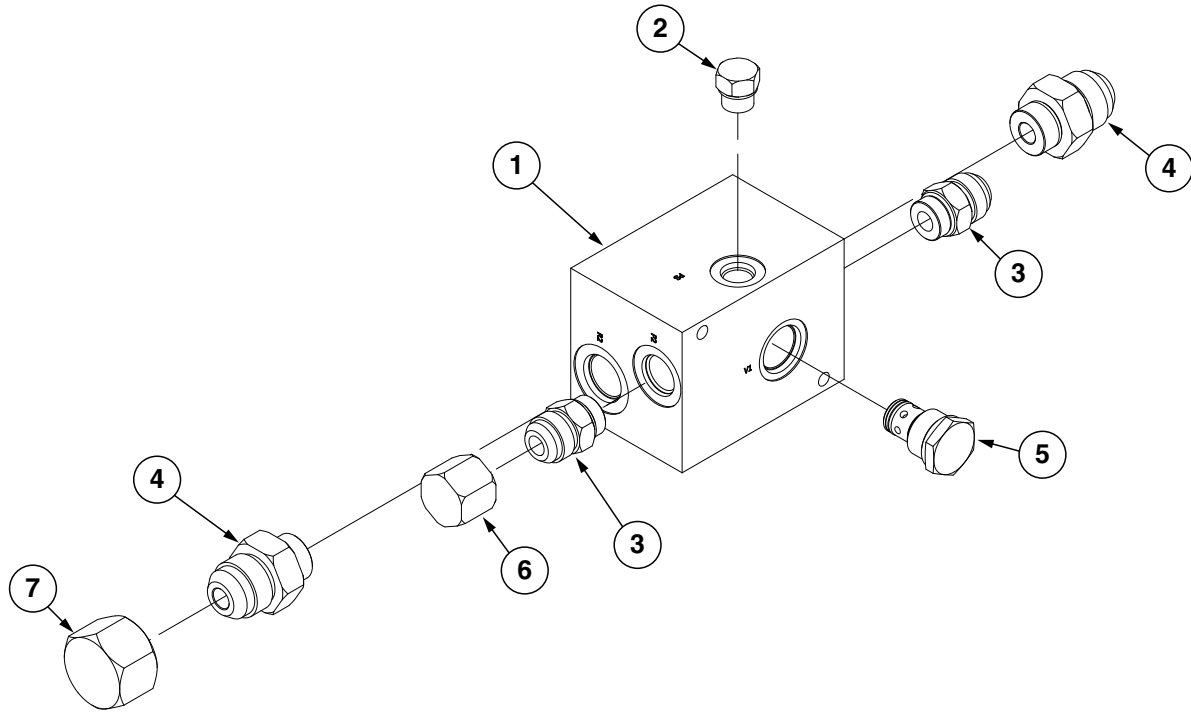
NOTE: If tractor is equipped with an open center hydraulic system, order package: 900-01197.

NOTE: Hydraulic hoses are not included with 900-01197.



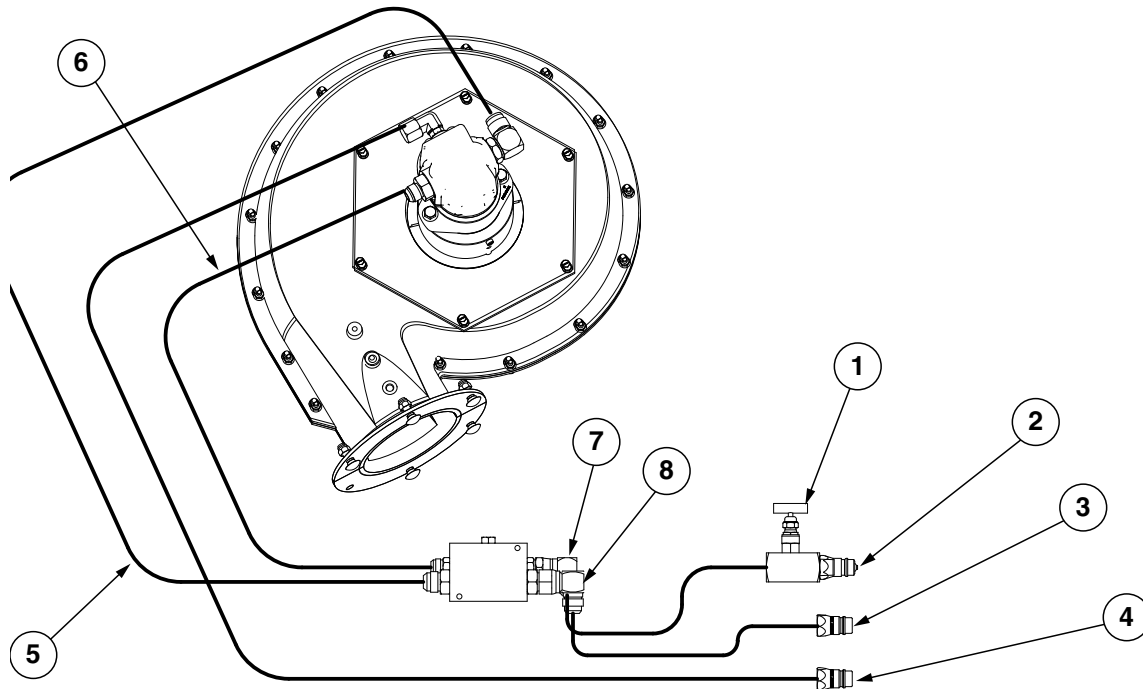
| ITEM | PART NO. | QTY. | DESCRIPTION |
|------|--------------------|------|--|
| 1 | GA10918 | 1 | Flow Control Valve |
| 2 | GD29719 | 1 | Bypass Valve Plate Mount, Back |
| 3 | GD29721 | 1 | Bypass Valve Plate Mount, Front |
| 4 | G6400-10 GR1466 | 1 | Connector W/O-Ring, 7/8"-14 Male JIC To O-Ring O-Ring |
| 5 | G6801-10 GR1466 | 1 | Elbow W/O-Ring, 90°, 7/8"-14 Male JIC To O-Ring O-Ring |
| 6 | G6803-10 | 1 | Tee W/O-Ring, 7/8"-14 |
| 7 | G12003-80 | 4 | Hex Head Cap Screw, M8-1.25 x 80 |
| 8 | G12004-60 | 2 | Hex Head Cap Screw, M6-1.0 x 60 |
| 9 | G12101 | 4 | Hex Lock Nut, M6-1.00 |
| 10 | G12013 | 2 | Hex Lock Nut, M8-1.25 |

(A15813)



| ITEM | PART NO. | QTY. | DESCRIPTION |
|------|-----------------------|--------|--|
| 1 | GD19123 | 1 | Vacuum Fan Override Valve Block |
| 2 | G6408-06 GR1045 | 1 - | Plug W/O-Ring, 9/16"-18 O-Ring O-Ring |
| 3 | G6400-10-08 GR1037 | 2 - | Connector W/O-Ring, 7/8"-14 Male JIC To 3/4"-16 O-Ring O-Ring |
| 4 | G6400-12-10 | 2 | Connector W/O-Ring, 1 1/16"-12 JIC To 7/8"-14 O-Ring |
| 5 | GA4293 | 1 | Check Valve Cartridge |
| 6 | G304-C-10 | 1 | Cap Nut, 7/8"-14 |
| 7 | G304-C-12 | 1 | Cap Nut, 1 1/16"-12 |

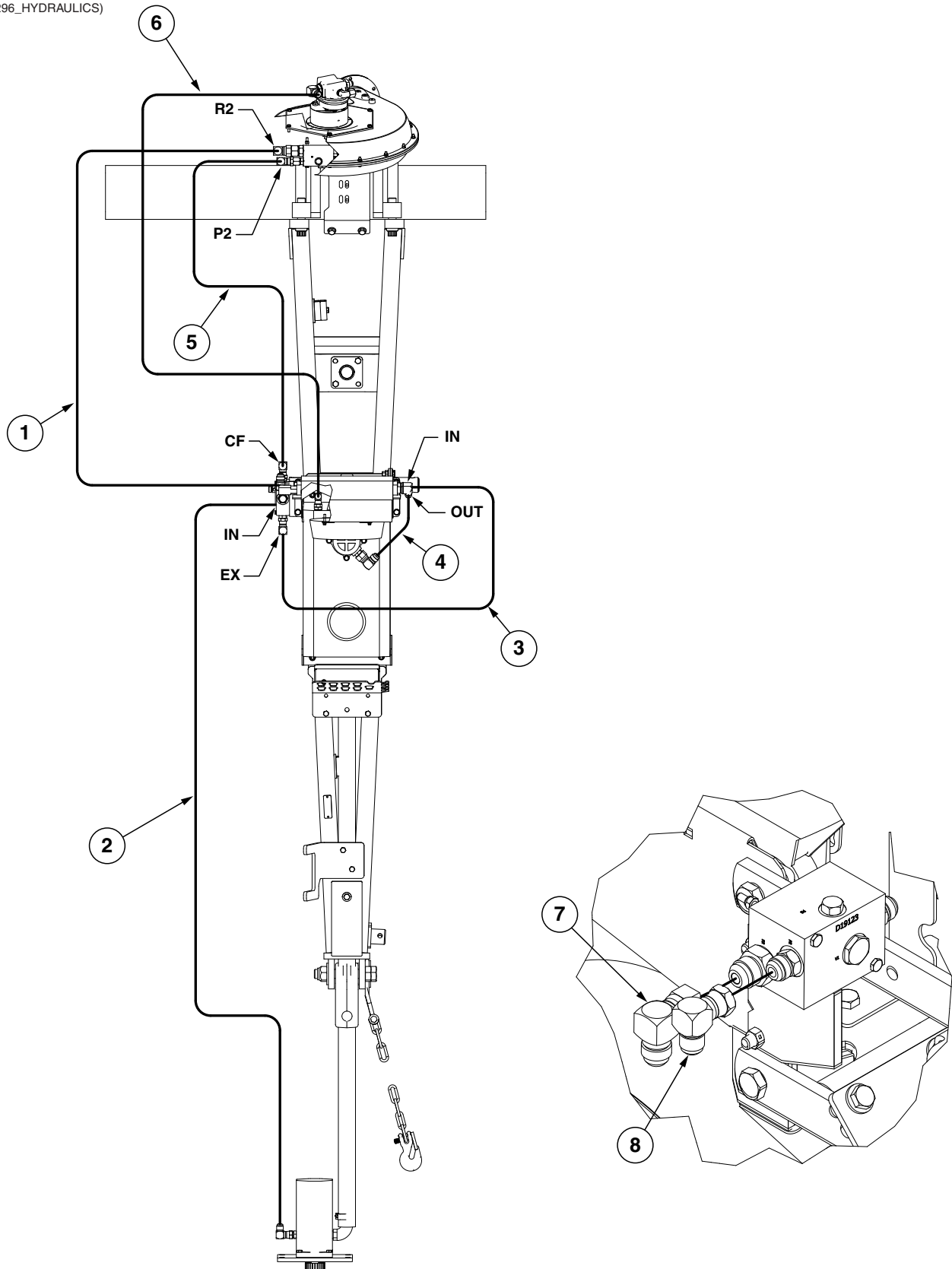
(A15815_hydraulics)



| ITEM | PART NO. | QTY. | DESCRIPTION |
|------|----------|------|--|
| 1 | GA11650 | 1 | Needle Valve |
| 2 | *A18655 | 1 | Hose Assembly, 1/2" x 185" |
| 3 | *A11497 | 1 | Hose Assembly, 5/8" x 185" |
| 4 | *A15050 | 1 | Hose Assembly, 3/8" x 230" |
| 5 | *A11498 | 1 | Hose Assembly, 5/8" x 52' (12F-12F) |
| 6 | *A8262 | 1 | Hose Assembly, 1/2" x 36" |
| 7 | G6500-10 | 1 | Swivel Elbow, 90°, 7/8"-14 Male JIC To Female |
| 8 | G6500-12 | 1 | Swivel Elbow, 90°, 1 1/16"-12 Male JIC To Female |

* Hydraulic hose is not stocked by Kinze Repair Parts, but can be made available on a special order basis. Call for quote.



(A21296_HYDRAULICS)




| ITEM | PART NO. | QTY. | DESCRIPTION |
|------|--------------|------|--|
| 1 | *A22783-1575 | 1 | Hose Assembly, 5/8" x 1575 mm (12F-12F) |
| 2 | *A22774-3250 | 1 | Hose Assembly, 1/2" x 3250 mm (10F-10F) |
| 3 | *A22774-600 | 1 | Hose Assembly, 1/2" x 600 mm (10F-10F) |
| 4 | *A22783-600 | 1 | Hose Assembly, 5/8" x 600 mm (12F-12F) |
| 5 | *A22774-1480 | 1 | Hose Assembly, 1/2" x 1480 mm (10F-10F) |
| 6 | *A22766-2550 | 1 | Hose Assembly, 3/8" x 2550 mm (08F-08F) |
| 7 | G6500-12 | 1 | Swivel Elbow, 90°, 1 1/16"-12 Male JIC To Female |
| 8 | G6500-10 | 1 | Swivel Elbow, 90°, 7/8"-14 Male JIC To Female |

* Hydraulic hose is not stocked by Kinze Repair Parts, but can be made available on a special order basis. Call for quote.

This page left blank intentionally.



Part No.: GD2199
 Description: SMV Sign
 Quantity: 1



Conventional Row Marker



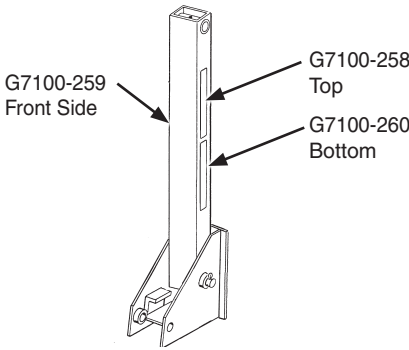
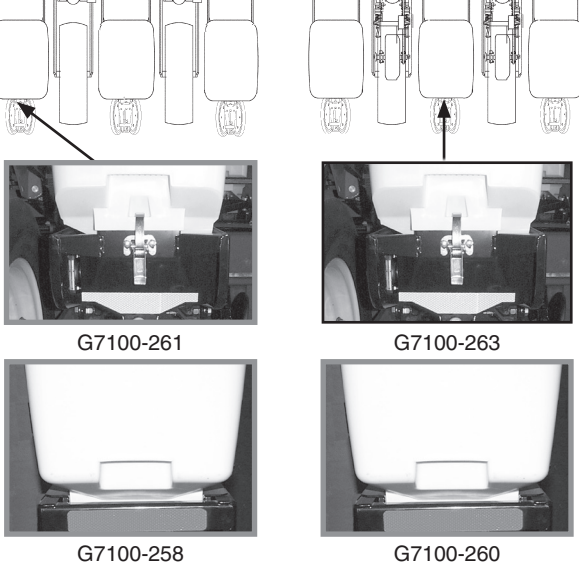


Part No.: G7100-42
 Description: Decal, Warning (Prior to 2012 Production)
 Quantity: 4 (2 Per Row Marker)




Conventional Row Marker

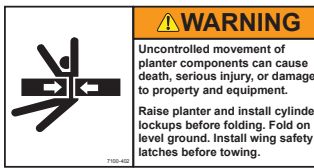


Part No.: English version- G7100-397
 Russian version- G7100-397RUS
 Bulgarian version- G7100-397BGR
 Romanian version- G7100-397ROU
 Ukrainian version- G7100-397UKR
 Description: Decal, Warning
 Quantity: 1 (Per Row Marker Cylinder - Conventional)
 4 (2 Per Row Marker)

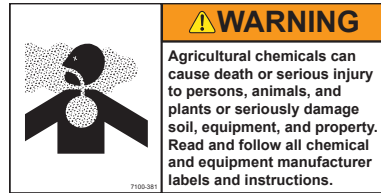

| | |
|---|---|
|  | <div style="background-color: #cccccc; width: 100px; height: 20px; margin-bottom: 5px;"></div> <p>Part No.: G7100-557 Description: Reflective Decal, Red, 2" x 9", Rectangular Quantity: 2 (1 Per Row Marker) (If Applicable)</p> <p>Part No.: G7100-558 Description: Reflective Decal, Amber, 2" x 9", Rectangular Quantity: 2 (1 Per Row Marker)</p> <p>Part No.: G7100-559 Description: Reflective Decal, Orange, 2" x 9", Rectangular Quantity: 2 (2 Per Row Marker)</p> |
|  <p>NOTE: Exceptions to above are 8 Row planters. Red reflective decals are used on 1, 3, 6, and 8 row units. Orange reflective decals are used on 2, 4, 5, and 7 row units. (If Applicable)</p> | <div style="background-color: #cccccc; width: 100%; height: 20px; margin-bottom: 5px;"></div> <p>Part No.: G7100-261 Description: Reflective Decal, Red, 1¼" x 9", Die-Cut Quantity: 2 (One per row unit located on the hopper support on the outside row unit on each end of the planter) (if applicable)</p> <p>Part No.: G7100-263 Description: Reflective Decal, Orange, 1¼" x 9", Die-Cut Quantity: 2 (One per row unit located on the hopper support on the second row unit in on each end of the planter) (if applicable)</p> <p>Part No.: G7100-557 Description: Reflective Decal, Red, 2" x 9", Rectangular Quantity: 2 (One per row unit located on the granular chemical hopper panel extension on the outside row unit on each end of the planter) (If applicable)</p> <p>Part No.: G7100-559 Description: Reflective Decal, Orange, 2" x 9", Rectangular Quantity: 2 (One per row unit located on the granular chemical hopper panel extension on the second row unit in on each end of the planter) (if applicable)</p> |
|  | <div style="border: 1px solid black; padding: 5px; margin-bottom: 5px;">  WARNING Loss of control can cause death or serious injury, or damage to property and equipment. Tow only with farm tractor weight rated and configured for this equipment. Use safety chains and transport as specified in the Operator and Parts Manual. </div> <p>Part No.: English version- G7100-393 Russian version- G7100-393RUS Bulgarian version- G7100-393BGR Romanian version- G7100-393ROU Ukrainian version- G7100-393UKR</p> <p>Description: Decal, Warning Quantity: 1</p> |



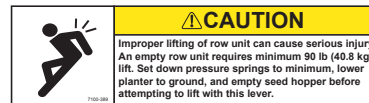
Part No.: English version- G7100-385
 Russian version- G7100-385RUS
 Bulgarian version- G7100-385BGR
 Romanian version- G7100-385ROU
 Ukrainian version- G7100-385UKR
 Description: Decal, Warning (2012 Production and on)
 Quantity: 1 (Per Contact Wheel Assembly)




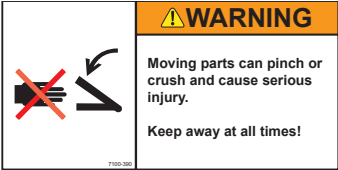
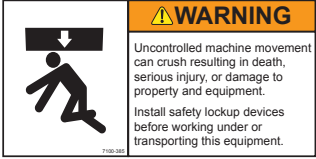


Part No.: English version- G7100-402
 Russian version- G7100-402RUS
 Bulgarian version- G7100-402BGR
 Romanian version- G7100-402ROU
 Ukrainian version- G7100-402UKR
 Description: Decal, Warning
 Quantity: 1 (Per Contact Wheel Assembly)


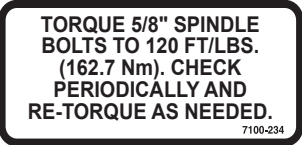
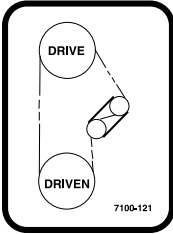
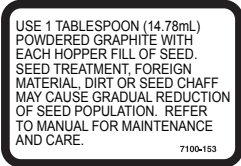












Part No.: English version- G7100-381
 Russian version- G7100-381RUS
 Bulgarian version- G7100-381BGR
 Romanian version- G7100-381ROU
 Ukrainian version- G7100-381UKR
 Description: Decal, Warning
 Quantity: 1 (1 Per Row Unit - Located On Underside Of Granular Chemical Hopper Lid)

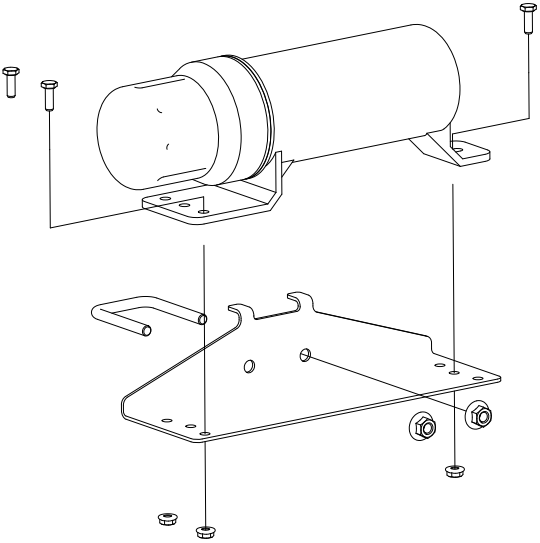



Part No.: G7100-389
 Description: Decal, Caution
 Quantity: 1 (Located On Interplant Push Row Unit Lift Lever)

| | |
|---|---|
|  |  |
| | <p>Part No.: G7100-390 Description: Decal, Warning Quantity: 2 (Located On Interplant Self-Leveling Hitch Extension)</p> |
| |  |
| | <p>Part No.: English version- G7100-385 Russian version- G7100-385RUS Bulgarian version- G7100-385BGR Romanian version- G7100-385ROU Ukrainian version- G7100-385UKR Description: Decal, Warning Quantity: 1 (Located On Interplant Lift Cylinder Lockup)</p> |
|  | <p>Part No.: GD1162 Description: Tie Strap, 28"</p> <p>Part No.: GD1512 Description: Tie Strap, 7½"</p> <p>Part No.: GD2117 Description: Tie Strap, 14½"</p> <p>Part No.: GD2984 Description: Tie Strap, 34"</p> |
|  | <p>Part No.: English version- G7100-295 Russian version- G7100-295RUS Bulgarian version- G7100-295BGR Romanian version- G7100-295ROU Ukrainian version- G7100-295UKR Description: Decal, Spring Tension Release Quantity: -</p> |
| <p>KINZE</p> | <p>Part No.: G7100-104 Description: Decal, KINZE, 3" x 12" Quantity: 1</p> |
| <p>Double Frame®</p> | <p>Part No.: G7100-60 Description: Decal, Double Frame Quantity: 1</p> |
| <p>3000</p> | <p>Part No.: G7100-238 Description: Decal, 3000 Quantity: 1</p> |

| | |
|--|---|
|  <p>WARNING Improper operation or servicing of this equipment can result in death or serious injury. Read and follow all instructions in the Operator and Parts Manual. Contact your Kinze dealer or go to www.kinze.com to order a replacement manual.</p> <p>7100-387</p> | <p>Part No.: English version- G7100-387 Russian version- G7100-387RUS Bulgarian version- G7100-387BGR Romanian version- G7100-387ROU Ukrainian version- G7100-387UKR</p> <p>Description: Decal, Warning</p> <p>Quantity: 1</p> |
|  <p>TORQUE 5/8" SPINDLE BOLTS TO 120 FT/LBS. (162.7 Nm). CHECK PERIODICALLY AND RE-TORQUE AS NEEDED.</p> <p>7100-234</p> | <p>Part No.: G7100-234</p> <p>Description: Decal, Bolt Torque</p> <p>Quantity: -</p> |
|  <p>DRIVE</p> <p>DRIVEN</p> <p>7100-121</p> | <p>Part No.: English version- G7100-121 Russian version- G7100-121RUS Bulgarian version- G7100-121BGR Romanian version- G7100-121ROU Ukrainian version- G7100-121UKR</p> <p>Description: Decal, Transmission</p> <p>Quantity: 1</p> |
|  <p>USE 1 TABLESPOON (14.78mL) POWDERED GRAPHITE WITH EACH HOPPER FILL OF SEED. SEED TREATMENT, FOREIGN MATERIAL, DIRT OR SEED CHAFF MAY CAUSE GRADUAL REDUCTION OF SEED POPULATION. REFER TO MANUAL FOR MAINTENANCE AND CARE.</p> <p>7100-153</p> | <p>Part No.: G7100-153</p> <p>Description: Decal, Information</p> <p>Quantity: 1 Per Brush-Type Seed Meter</p> |
|  <p>DAILY</p> <p>7100-111</p> | <p>Part No.: English version- G7100-111 Russian version- G7100-111RUS Bulgarian version- G7100-111BGR Romanian version- G7100-111ROU Ukrainian version- G7100-111UKR</p> <p>Description: Decal, Oil Daily</p> <p>Quantity: -</p> |
|  <p>DAILY</p> <p>7100-116</p> | <p>Part No.: English version- G7100-110 Russian version- G7100-110RUS Bulgarian version- G7100-110BGR Romanian version- G7100-110ROU Ukrainian version- G7100-110UKR</p> <p>Description: Decal, Grease Daily</p> <p>Quantity: -</p> |
|  <p>KINZE ACRYLIC ENAMEL AIR DRY SPRAY TOUCH-UP PAINT KINZE BLUE</p> | <p>Part No.: GR0155</p> <p>Description: Blue Paint, Aerosol Can</p> <p>Part No.: GR0155MPP</p> <p>Description: Blue Paint, Twelve Aerosol Cans</p> |

| | |
|---|--|
|  | <p>Part No.: GR0146 Description: Powdered Graphite, 1 Pound Container</p> <p>Part No.: GR0146MPP Description: Powdered Graphite, Twenty-Four 1 Pound Containers</p> |
|  | <p>Part No.: GR1570MPP Description: Talc Lubricant, Four 8 Pound Containers</p> <p>Part No.: GR1828 Description: Talc Lubricant, 30 Pound Container</p> |
|  | <p>Part No.: GR1842MPP Description: Graphite Lubricant, Four 5 Pound Containers</p> |
|  | <p>Part No.: GR2240 Description: Talc/Graphite Blend (80 Talc/20 Graphite), 8 Pound Containers</p> <p>Part No.: GR2240MPP Description: Talc/Graphite Blend (80 Talc/20 Graphite), Four 8 Pound Containers</p> |
|  | <p>Part No.: GR2241MPP Description: Dispensing Cap, 10/Package</p> |
|  | <p>Part No.: G7100-560 Description: Decal, Kinze 3000 (2018 production and on) Quantity: 2 (1 On Each Side of Hitch)</p> |
|  | <p>Part No.: GM0289-01 Description: Operator Manual, Model 3000 (Mechanical Seed Metering)</p> <p>Part No.: GM0289-02 Description: Parts Manual, Model 3000 (Mechanical Seed Metering)</p> <p>Part No.: GPR1094 Description: Binder (Contact Kinze Parts To Order)</p> |

| | |
|--|--|
|  | <p>Part No.: GA15422 Description: Operator's Manual Canister Quantity: 1</p> |
| | <p>Part No.: GD22685 Description: Manual Canister Bracket Quantity: 1</p> |
| | <p>Part No.: GD22692 Description: U-Bolt, 1 3/4" x 1 3/4" x "-16 Quantity: 1</p> |
| | <p>Part No.: G11091 Description: Serrated Flange Nut, "-16 Quantity: 2</p> |
| | <p>Part No.: G11166 Description: Hex Socket Flange Cap Screw, 1/4"-20 x 3/4" Quantity: 3</p> |
| | <p>Part No.: G10621 Description: Serrated Flange Nut, 1/4"-20 Quantity: 3</p> |
|  | <p>Part No.: G7100-484 Description: Decal, American Flag</p> |

| Part No. | Page | Part No. | Page | Part No. | Page | Part No. | Page |
|-------------|------|--------------|------|----------------|------|-------------|------|
| *A1000..... | P80 | *A3135..... | P80 | 700-01079..... | P20 | G10005..... | P47 |
| *A1000..... | P82 | *A3135..... | P82 | 700-01082..... | P18 | G10005..... | P54 |
| *A1013..... | P82 | *A3136..... | P78 | 900-01117..... | P18 | G10006..... | P8 |
| *A1018..... | P78 | *A3137..... | P82 | A10759..... | P22 | G10006..... | P34 |
| *A1018..... | P80 | *A3142..... | P78 | A4295..... | P68 | G10006..... | P52 |
| *A1018..... | P82 | *A3142..... | P80 | A7370..... | P54 | G10007..... | P4 |
| *A1019..... | P80 | *A3142..... | P80 | A7538..... | P69 | G10007..... | P11 |
| *A1019..... | P82 | *A3142..... | P82 | A8011..... | P48 | G10007..... | P40 |
| *A1020..... | P78 | *A3142..... | P82 | A8012..... | P48 | G10007..... | P97 |
| *A1020..... | P78 | *A3143..... | P82 | A8013..... | P48 | G10007..... | P114 |
| *A1020..... | P78 | *A3147..... | P78 | A8014..... | P48 | G10007..... | P116 |
| *A1020..... | P82 | *A3147..... | P80 | A8015..... | P48 | G10008..... | P3 |
| *A1021..... | P78 | *A3147..... | P82 | A8016..... | P48 | G10008..... | P62 |
| *A1021..... | P82 | *A3150..... | P80 | A8017..... | P48 | G10008..... | P50 |
| *A1039..... | P82 | *A3150..... | P82 | A8018..... | P48 | G10009..... | P50 |
| *A1044..... | P82 | *A3175..... | P80 | A8019..... | P48 | G10010..... | P6 |
| *A1054..... | P82 | *A3208..... | P80 | A8020..... | P48 | G10010..... | P36 |
| *A1055..... | P82 | *A3208..... | P82 | A8775..... | P71 | G10010..... | P38 |
| *A1076..... | P78 | *A3209..... | P82 | A8827..... | P70 | G10010..... | P40 |
| *A1076..... | P78 | *A3211..... | P78 | A8923..... | P73 | G10010..... | P96 |
| *A1076..... | P80 | *D12038..... | P69 | A9442..... | P72 | G10010..... | P105 |
| *A1076..... | P80 | *D12056..... | P68 | G10001..... | P3 | G10011..... | P40 |
| *A1076..... | P82 | *D12210..... | P68 | G10001..... | P8 | G10011..... | P40 |
| *A1076..... | P82 | *D12210..... | P69 | G10001..... | P10 | G10011..... | P100 |
| *A1079..... | P82 | *D12210..... | P70 | G10001..... | P46 | G10013..... | P10 |
| *A1086..... | P80 | *D12212..... | P70 | G10001..... | P46 | G10014..... | P6 |
| *A1090..... | P82 | *D12213..... | P70 | G10001..... | P46 | G10014..... | P40 |
| *A1102..... | P78 | *D12227..... | P69 | G10001..... | P88 | G10015..... | P8 |
| *A1105..... | P80 | *D12228..... | P69 | G10001..... | P90 | G10016..... | P98 |
| *A1138..... | P78 | *D12231..... | P68 | G10001..... | P97 | G10016..... | P108 |
| *A1138..... | P80 | *D12232..... | P68 | G10002..... | P22 | G10017..... | P30 |
| *A1150..... | P78 | *D12233..... | P71 | G10002..... | P100 | G10017..... | P30 |
| *A1153..... | P78 | *D12233..... | P72 | G10003..... | P2 | G10017..... | P32 |
| *A1168..... | P80 | *D12235..... | P71 | G10003..... | P26 | G10017..... | P32 |
| *A1170..... | P78 | *D12235..... | P72 | G10003..... | P38 | G10017..... | P47 |
| *A1171..... | P78 | *D12236..... | P71 | G10003..... | P118 | G10017..... | P59 |
| *A1173..... | P78 | *D12236..... | P72 | G10003..... | P126 | G10017..... | P59 |
| *A1173..... | P80 | *D12251..... | P68 | G10004..... | P38 | G10017..... | P100 |
| *A1177..... | P78 | *D12251..... | P69 | G10004..... | P42 | G10017..... | P118 |
| *A1177..... | P80 | *D12251..... | P70 | G10004..... | P42 | G10017..... | P130 |
| *A1179..... | P78 | *D12256..... | P71 | G10004..... | P54 | G10018..... | P6 |
| *A1179..... | P80 | *D12256..... | P72 | G10004..... | P54 | G10018..... | P8 |
| *A1182..... | P78 | *D12275..... | P70 | G10004..... | P59 | G10019..... | P94 |
| *A1182..... | P78 | *D12277..... | P71 | G10004..... | P98 | G10020..... | P18 |
| *A1182..... | P80 | *D12277..... | P72 | G10004..... | P116 | G10021..... | P18 |
| *A3113..... | P78 | *D12279..... | P69 | G10004..... | P116 | G10022..... | P18 |
| *A3114..... | P82 | *D12280..... | P68 | G10004..... | P118 | G10022..... | P86 |
| *A3115..... | P80 | *D29649..... | P68 | G10004..... | P130 | G10022..... | P88 |
| *A3119..... | P80 | *D29649..... | P69 | G10004..... | P131 | G10023..... | P22 |
| *A3128..... | P82 | *D29692..... | P71 | G10004..... | P132 | G10023..... | P84 |
| *A3132..... | P82 | *D29692..... | P72 | G10004..... | P133 | G10026..... | P52 |
| *A3135..... | P78 | *D30399..... | P70 | G10005..... | P40 | G10026..... | P50 |

| Part No. | Page | Part No. | Page | Part No. | Page | Part No. | Page |
|----------|------|----------|------|----------|------|----------|------|
| G10026 | P50 | G10101 | P73 | G10104 | P52 | G10108 | P48 |
| G10033 | P34 | G10101 | P88 | G10104 | P58 | G10108 | P48 |
| G10033 | P58 | G10101 | P90 | G10104 | P98 | G10108 | P54 |
| G10033 | P108 | G10101 | P91 | G10104 | P100 | G10108 | P97 |
| G10035 | P106 | G10101 | P94 | G10104 | P100 | G10108 | P98 |
| G10036 | P28 | G10101 | P98 | G10104 | P101 | G10108 | P100 |
| G10037 | P58 | G10101 | P118 | G10104 | P106 | G10108 | P100 |
| G10037 | P110 | G10101 | P118 | G10104 | P110 | G10108 | P104 |
| G10038 | P59 | G10101 | P126 | G10104 | P114 | G10108 | P122 |
| G10039 | P30 | G10101 | P130 | G10104 | P116 | G10108 | P126 |
| G10039 | P32 | G10101 | P131 | G10104 | P50 | G10109 | P6 |
| G10039 | P40 | G10101 | P132 | G10104 | P50 | G10109 | P8 |
| G10039 | P84 | G10101 | P133 | G10105 | P97 | G10109 | P10 |
| G10039 | P98 | G10102 | P8 | G10105 | P114 | G10109 | P30 |
| G10043 | P122 | G10102 | P8 | G10105 | P116 | G10109 | P34 |
| G10045 | P34 | G10102 | P34 | G10105 | P50 | G10109 | P36 |
| G10045 | P66 | G10102 | P34 | G10105 | P50 | G10109 | P38 |
| G10045 | P94 | G10102 | P40 | G10106 | P8 | G10109 | P40 |
| G10046 | P40 | G10102 | P47 | G10106 | P8 | G10109 | P62 |
| G10046 | P94 | G10102 | P58 | G10106 | P32 | G10109 | P64 |
| G10046 | P100 | G10102 | P58 | G10106 | P58 | G10109 | P94 |
| G10047 | P100 | G10102 | P58 | G10106 | P110 | G10109 | P104 |
| G10047 | P108 | G10102 | P58 | G10106 | P110 | G10110 | P26 |
| G10047 | P118 | G10102 | P59 | G10106 | P110 | G10110 | P66 |
| G10047 | P130 | G10102 | P59 | G10106 | P110 | G10110 | P84 |
| G10047 | P59 | G10102 | P62 | G10106 | P110 | G10110 | P84 |
| G10048 | P48 | G10102 | P64 | G10106 | P118 | G10111 | P10 |
| G10048 | P48 | G10102 | P66 | G10106 | P130 | G10111 | P28 |
| G10048 | P48 | G10102 | P66 | G10107 | P8 | G10111 | P28 |
| G10049 | P98 | G10102 | P84 | G10107 | P10 | G10111 | P30 |
| G10053 | P52 | G10102 | P84 | G10107 | P28 | G10111 | P30 |
| G10053 | P58 | G10102 | P94 | G10107 | P40 | G10111 | P30 |
| G10053 | P58 | G10102 | P96 | G10107 | P40 | G10111 | P30 |
| G10053 | P108 | G10102 | P100 | G10107 | P40 | G10111 | P32 |
| G10055 | P54 | G10102 | P106 | G10107 | P40 | G10111 | P32 |
| G10061 | P14 | G10102 | P106 | G10107 | P47 | G10111 | P32 |
| G10061 | P48 | G10102 | P108 | G10107 | P54 | G10111 | P32 |
| G10064 | P10 | G10102 | P110 | G10107 | P54 | G10111 | P34 |
| G10064 | P53 | G10102 | P114 | G10107 | P94 | G10111 | P34 |
| G10064 | P54 | G10102 | P116 | G10107 | P101 | G10111 | P40 |
| G10064 | P84 | G10102 | P118 | G10107 | P104 | G10111 | P46 |
| G10071 | P52 | G10102 | P130 | G10108 | P2 | G10111 | P46 |
| G10071 | P50 | G10103 | P26 | G10108 | P2 | G10111 | P47 |
| G10096 | P114 | G10103 | P54 | G10108 | P2 | G10111 | P52 |
| G10096 | P116 | G10103 | P86 | G10108 | P14 | G10111 | P59 |
| G10100 | P98 | G10103 | P88 | G10108 | P22 | G10111 | P94 |
| G10101 | P3 | G10104 | P3 | G10108 | P42 | G10111 | P98 |
| G10101 | P10 | G10104 | P3 | G10108 | P42 | G10111 | P98 |
| G10101 | P11 | G10104 | P11 | G10108 | P42 | G10111 | P98 |
| G10101 | P26 | G10104 | P42 | G10108 | P46 | G10111 | P100 |
| G10101 | P42 | G10104 | P48 | G10108 | P48 | G10111 | P101 |
| G10101 | P46 | G10104 | P48 | G10108 | P48 | G10111 | P104 |

| Part No. | Page | Part No. | Page | Part No. | Page | Part No. | Page |
|----------|------|----------|------|----------|------|----------|------|
| G10111 | P108 | G10201 | P110 | G10229 | P10 | G10232 | P8 |
| G10111 | P50 | G10201 | P110 | G10229 | P11 | G10232 | P58 |
| G10112 | P40 | G10204 | P4 | G10229 | P22 | G10232 | P94 |
| G10112 | P48 | G10204 | P6 | G10229 | P26 | G10232 | P100 |
| G10128 | P58 | G10204 | P94 | G10229 | P38 | G10232 | P110 |
| G10128 | P58 | G10204 | P105 | G10229 | P38 | G10232 | P110 |
| G10128 | P59 | G10207 | P2 | G10229 | P46 | G10232 | P110 |
| G10130 | P55 | G10213 | P36 | G10229 | P46 | G10232 | P110 |
| G10130 | P56 | G10213 | P40 | G10229 | P54 | G10232 | P110 |
| G10130 | P118 | G10215 | P78 | G10229 | P59 | G10232 | P118 |
| G10130 | P119 | G10215 | P80 | G10229 | P59 | G10232 | P130 |
| G10130 | P130 | G10215 | P82 | G10229 | P88 | G10233 | P54 |
| G10130 | P131 | G10216 | P6 | G10229 | P90 | G10233 | P55 |
| G10130 | P132 | G10216 | P42 | G10229 | P91 | G10233 | P55 |
| G10130 | P133 | G10217 | P101 | G10229 | P94 | G10233 | P56 |
| G10131 | P55 | G10220 | P97 | G10229 | P98 | G10233 | P56 |
| G10131 | P56 | G10227 | P26 | G10229 | P98 | G10233 | P58 |
| G10131 | P131 | G10227 | P54 | G10229 | P108 | G10233 | P105 |
| G10131 | P132 | G10227 | P59 | G10229 | P118 | G10233 | P108 |
| G10131 | P133 | G10227 | P86 | G10229 | P118 | G10233 | P112 |
| G10133 | P10 | G10227 | P88 | G10229 | P118 | G10233 | P118 |
| G10133 | P34 | G10227 | P118 | G10229 | P126 | G10233 | P130 |
| G10133 | P36 | G10227 | P130 | G10229 | P130 | G10235 | P54 |
| G10133 | P38 | G10228 | P6 | G10229 | P130 | G10237 | P98 |
| G10133 | P40 | G10228 | P34 | G10230 | P3 | G10243 | P91 |
| G10133 | P62 | G10228 | P34 | G10230 | P3 | G10278 | P114 |
| G10133 | P64 | G10228 | P47 | G10230 | P10 | G10284 | P42 |
| G10133 | P94 | G10228 | P58 | G10230 | P11 | G10292 | P119 |
| G10133 | P104 | G10228 | P58 | G10230 | P42 | G10303 | P8 |
| G10133 | P110 | G10228 | P58 | G10230 | P48 | G10303 | P30 |
| G10144 | P131 | G10228 | P58 | G10230 | P48 | G10303 | P53 |
| G10144 | P131 | G10228 | P59 | G10230 | P52 | G10303 | P54 |
| G10144 | P132 | G10228 | P59 | G10230 | P58 | G10303 | P58 |
| G10144 | P132 | G10228 | P62 | G10230 | P62 | G10303 | P110 |
| G10144 | P133 | G10228 | P64 | G10230 | P96 | G10303 | P110 |
| G10144 | P133 | G10228 | P66 | G10230 | P98 | G10303 | P118 |
| G10152 | P8 | G10228 | P66 | G10230 | P98 | G10303 | P130 |
| G10157 | P47 | G10228 | P66 | G10230 | P100 | G10303 | P131 |
| G10159 | P52 | G10228 | P84 | G10230 | P100 | G10303 | P132 |
| G10159 | P50 | G10228 | P84 | G10230 | P101 | G10303 | P133 |
| G10168 | P66 | G10228 | P94 | G10230 | P106 | G10304 | P2 |
| G10168 | P66 | G10228 | P96 | G10230 | P110 | G10305 | P27 |
| G10169 | P47 | G10228 | P96 | G10230 | P114 | G10305 | P27 |
| G10171 | P8 | G10228 | P106 | G10230 | P116 | G10305 | P94 |
| G10171 | P110 | G10228 | P106 | G10230 | P50 | G10306 | P26 |
| G10171 | P110 | G10228 | P108 | G10230 | P50 | G10306 | P54 |
| G10177 | P58 | G10228 | P110 | G10231 | P52 | G10306 | P100 |
| G10177 | P110 | G10228 | P114 | G10231 | P114 | G10306 | P104 |
| G10187 | P62 | G10228 | P116 | G10231 | P116 | G10306 | P126 |
| G10201 | P2 | G10228 | P118 | G10231 | P50 | G10307 | P42 |
| G10201 | P22 | G10228 | P130 | G10231 | P50 | G10308 | P10 |
| G10201 | P42 | G10229 | P3 | G10232 | P8 | G10309 | P14 |

| Part No. | Page | Part No. | Page | Part No. | Page | Part No. | Page |
|----------|------|----------|------|----------|------|----------|------|
| G10310 | P26 | G10460 | P64 | G10574 | P34 | G10621 | P27 |
| G10312 | P2 | G10460 | P64 | G10574 | P40 | G10621 | P53 |
| G10312 | P22 | G10460 | P64 | G10574 | P46 | G10621 | P143 |
| G10315 | P8 | G10460 | P64 | G10581 | P46 | G10622 | P4 |
| G10315 | P10 | G10460 | P64 | G10581 | P50 | G10622 | P4 |
| G10315 | P26 | G10460 | P108 | G10585 | P30 | G10622 | P27 |
| G10318 | P32 | G10460 | P110 | G10585 | P32 | G10622 | P27 |
| G10322 | P98 | G10460 | P119 | G10585 | P108 | G10622 | P54 |
| G10323 | P18 | G10460 | P130 | G10587 | P110 | G10626 | P114 |
| G10325 | P4 | G10460 | P50 | G10588 | P110 | G10626 | P116 |
| G10325 | P22 | G10463 | P8 | G10592 | P98 | G10626 | P116 |
| G10325 | P46 | G10463 | P42 | G10594 | P98 | G10629 | P114 |
| G10326 | P2 | G10470 | P18 | G10597 | P30 | G10629 | P116 |
| G10328 | P4 | G10478 | P118 | G10597 | P32 | G10629 | P119 |
| G10338 | P6 | G10485 | P116 | G10599 | P10 | G10633 | P114 |
| G10338 | P14 | G10496 | P59 | G10599 | P11 | G10633 | P116 |
| G10348 | P34 | G10496 | P119 | G10599 | P42 | G10634 | P20 |
| G10348 | P47 | G10496 | P130 | G10599 | P98 | G10636 | P52 |
| G10370 | P54 | G10499 | P94 | G10602 | P14 | G10636 | P50 |
| G10371 | P34 | G10500 | P18 | G10602 | P18 | G10640 | P6 |
| G10400 | P40 | G10501 | P34 | G10602 | P20 | G10640 | P46 |
| G10401 | P18 | G10501 | P54 | G10602 | P22 | G10640 | P58 |
| G10408 | P108 | G10503 | P30 | G10602 | P23 | G10640 | P62 |
| G10409 | P108 | G10503 | P32 | G10602 | P54 | G10640 | P62 |
| G10409 | P118 | G10503 | P36 | G10602 | P55 | G10640 | P64 |
| G10419 | P108 | G10503 | P38 | G10602 | P56 | G10640 | P64 |
| G10427 | P4 | G10503 | P40 | G10602 | P59 | G10640 | P96 |
| G10427 | P8 | G10503 | P94 | G10602 | P108 | G10640 | P98 |
| G10428 | P46 | G10503 | P104 | G10602 | P119 | G10640 | P100 |
| G10430 | P56 | G10504 | P94 | G10602 | P130 | G10640 | P104 |
| G10438 | P2 | G10507 | P98 | G10603 | P18 | G10640 | P108 |
| G10438 | P96 | G10523 | P26 | G10603 | P20 | G10640 | P110 |
| G10445 | P108 | G10526 | P96 | G10603 | P104 | G10640 | P118 |
| G10450 | P101 | G10527 | P59 | G10604 | P18 | G10640 | P131 |
| G10451 | P42 | G10529 | P27 | G10610 | P96 | G10640 | P132 |
| G10451 | P46 | G10531 | P20 | G10610 | P50 | G10640 | P133 |
| G10451 | P94 | G10536 | P30 | G10615 | P119 | G10640 | P50 |
| G10451 | P110 | G10536 | P32 | G10619 | P114 | G10641 | P64 |
| G10452 | P26 | G10542 | P94 | G10619 | P116 | G10641 | P97 |
| G10453 | P56 | G10544 | P66 | G10620 | P2 | G10641 | P118 |
| G10455 | P58 | G10546 | P14 | G10620 | P6 | G10643 | P40 |
| G10455 | P108 | G10546 | P23 | G10620 | P6 | G10645 | P46 |
| G10455 | P129 | G10551 | P2 | G10620 | P14 | G10647 | P48 |
| G10456 | P96 | G10560 | P96 | G10620 | P22 | G10655 | P110 |
| G10459 | P98 | G10561 | P110 | G10620 | P53 | G10660 | P23 |
| G10460 | P46 | G10567 | P14 | G10620 | P54 | G10669 | P2 |
| G10460 | P52 | G10567 | P22 | G10620 | P96 | G10670 | P22 |
| G10460 | P55 | G10567 | P23 | G10620 | P105 | G10670 | P62 |
| G10460 | P56 | G10570 | P23 | G10621 | P14 | G10670 | P110 |
| G10460 | P59 | G10572 | P32 | G10621 | P18 | G10670 | P118 |
| G10460 | P62 | G10574 | P28 | G10621 | P18 | G10672 | P110 |
| G10460 | P64 | G10574 | P28 | G10621 | P22 | G10672 | P114 |

| Part No. | Page | Part No. | Page | Part No. | Page | Part No. | Page |
|----------|------|----------|------|----------|------|----------|------|
| G10672 | P116 | G10908 | P104 | G11166 | P143 | G11387 | P118 |
| G10674 | P114 | G10912 | P4 | G11182 | P114 | G11387 | P126 |
| G10674 | P116 | G10912 | P42 | G11209 | P26 | G11387 | P130 |
| G10674 | P116 | G10917 | P114 | G11228 | P38 | G11387 | P130 |
| G10676 | P110 | G10923 | P55 | G11236 | P38 | G11389 | P30 |
| G10681 | P94 | G10923 | P56 | G11237 | P119 | G11389 | P30 |
| G10681 | P118 | G10923 | P118 | G11288 | P91 | G11389 | P30 |
| G10681 | P131 | G10923 | P119 | G11314 | P52 | G11389 | P32 |
| G10681 | P132 | G10923 | P130 | G11385 | P23 | G11389 | P32 |
| G10681 | P133 | G10924 | P6 | G11385 | P26 | G11389 | P32 |
| G10686 | P91 | G10927 | P91 | G11385 | P54 | G11389 | P36 |
| G10688 | P122 | G10928 | P91 | G11385 | P84 | G11389 | P36 |
| G10690 | P18 | G10931 | P91 | G11385 | P86 | G11389 | P38 |
| G10693 | P122 | G10938 | P94 | G11385 | P88 | G11389 | P46 |
| G10693 | P126 | G10939 | P73 | G11385 | P130 | G11389 | P46 |
| G10718 | P42 | G10940 | P6 | G11386 | P8 | G11389 | P47 |
| G10718 | P131 | G10957 | P73 | G11386 | P30 | G11389 | P47 |
| G10718 | P132 | G10961 | P96 | G11386 | P53 | G11389 | P96 |
| G10718 | P133 | G10961 | P105 | G11386 | P94 | G11389 | P98 |
| G10722 | P66 | G10974 | P36 | G11386 | P100 | G11389 | P100 |
| G10725 | P66 | G10974 | P36 | G11386 | P110 | G11389 | P101 |
| G10730 | P40 | G10974 | P38 | G11386 | P110 | G11389 | P108 |
| G10732 | P3 | G10974 | P40 | G11386 | P110 | G11389 | P110 |
| G10732 | P42 | G10991 | P100 | G11386 | P131 | G11391 | P3 |
| G10751 | P14 | G10991 | P126 | G11386 | P131 | G11391 | P10 |
| G10751 | P42 | G10993 | P48 | G11386 | P132 | G11391 | P14 |
| G10751 | P42 | G10994 | P119 | G11386 | P132 | G11391 | P14 |
| G10752 | P14 | G10995 | P119 | G11386 | P133 | G11391 | P32 |
| G10757 | P26 | G11009 | P18 | G11386 | P133 | G11391 | P40 |
| G10758 | P26 | G11009 | P20 | G11387 | P2 | G11391 | P42 |
| G10758 | P91 | G11010 | P40 | G11387 | P8 | G11391 | P42 |
| G10765 | P36 | G11015 | P2 | G11387 | P10 | G11391 | P52 |
| G10765 | P38 | G11034 | P104 | G11387 | P10 | G11391 | P54 |
| G10765 | P40 | G11073 | P23 | G11387 | P10 | G11391 | P66 |
| G10821 | P58 | G11075 | P59 | G11387 | P11 | G11391 | P96 |
| G10821 | P108 | G11075 | P119 | G11387 | P14 | G11391 | P97 |
| G10821 | P129 | G11075 | P130 | G11387 | P22 | G11391 | P98 |
| G10830 | P104 | G11078 | P58 | G11387 | P26 | G11391 | P101 |
| G10844 | P66 | G11078 | P119 | G11387 | P42 | G11391 | P104 |
| G10860 | P53 | G11078 | P130 | G11387 | P42 | G11391 | P105 |
| G10860 | P59 | G11081 | P52 | G11387 | P46 | G11391 | P50 |
| G10862 | P98 | G11081 | P50 | G11387 | P48 | G11392 | P38 |
| G10864 | P26 | G11085 | P48 | G11387 | P54 | G11394 | P46 |
| G10870 | P53 | G11091 | P42 | G11387 | P59 | G11396 | P46 |
| G10870 | P59 | G11091 | P116 | G11387 | P59 | G11396 | P64 |
| G10871 | P100 | G11091 | P116 | G11387 | P94 | G11396 | P50 |
| G10874 | P54 | G11091 | P143 | G11387 | P98 | G11400 | P52 |
| G10879 | P64 | G11098 | P36 | G11387 | P98 | G11418 | P66 |
| G10890 | P54 | G11100 | P59 | G11387 | P100 | G11419 | P8 |
| G10895 | P48 | G11100 | P118 | G11387 | P104 | G11419 | P10 |
| G10901 | P116 | G11100 | P130 | G11387 | P108 | G11436 | P94 |
| G10903 | P48 | G11151 | P20 | G11387 | P118 | G11436 | P98 |

| Part No. | Page | Part No. | Page | Part No. | Page | Part No. | Page |
|----------|------|----------------|------|-------------|------|-----------|------|
| G11436 | P100 | G1K378 | P59 | G4301-04 | P133 | G7100-389 | P139 |
| G11453 | P59 | G1K378 | P119 | G4602-01 | P116 | G7100-390 | P140 |
| G11453 | P118 | G1K378 | P130 | G6326X | P3 | G7100-393 | P137 |
| G11514 | P3 | G1K385 | P26 | G6400-08 | P78 | G7100-397 | P135 |
| G11514 | P14 | G1K531 | P38 | G6400-08 | P80 | G7100-402 | P138 |
| G11514 | P14 | G1K534 | P42 | G6400-08 | P82 | G7100-42 | P135 |
| G11514 | P42 | G1K535 | P42 | G6400-08 | P82 | G7100-46 | P137 |
| G11514 | P42 | G2100-03 | P54 | G6400-08-04 | P82 | G7100-47 | P138 |
| G11514 | P42 | G2100-03 | P59 | G6400-08-06 | P82 | G7100-484 | P143 |
| G11591 | P2 | G2100-03 | P130 | G6408-08 | P68 | G7100-557 | P136 |
| G11592 | P2 | G2100-03 | P118 | G6408-08 | P69 | G7100-557 | P136 |
| G11793 | P23 | G2403-06 | P78 | G6408-08 | P70 | G7100-558 | P136 |
| G1K215 | P96 | G2403-08 | P78 | G6408-08 | P71 | G7100-559 | P136 |
| G1K248 | P84 | G2403-08 | P78 | G6408-08 | P72 | G7100-559 | P136 |
| G1K248 | P86 | G2403-08 | P80 | G6500-06 | P78 | G7100-560 | P143 |
| G1K248 | P88 | G2403-08 | P82 | G6500-06 | P80 | G7100-60 | P141 |
| G1K248 | P91 | G2603-08 | P80 | G6500-08 | P82 | G7100-89 | P138 |
| G1K249 | P88 | G2603-08 | P82 | G6500-08-06 | P82 | G7100-90 | P137 |
| G1K249 | P90 | G2603-08-08-06 | P78 | G6502-06 | P78 | G7566X | P11 |
| G1K252 | P84 | G2603-08-08-06 | P80 | G6502-06 | P80 | G8647x | P90 |
| G1K252 | P86 | G2701-08 | P78 | G6502-08 | P82 | G9948x | P47 |
| G1K252 | P88 | G2703-08 | P80 | G6602-08 | P80 | GA0167 | P66 |
| G1K252 | P91 | G2703-08 | P82 | G6602-08 | P82 | GA0237 | P97 |
| G1K253 | P54 | G306-08 | P78 | G6795X | P106 | GA0245 | P66 |
| G1K267 | P86 | G306-08 | P80 | G6801-06-08 | P78 | GA0257 | P66 |
| G1K267 | P88 | G306-08 | P82 | G6801-06-08 | P80 | GA0312 | P94 |
| G1K267 | P90 | G3303-114 | P23 | G6801-08 | P78 | GA0328 | P94 |
| G1K268 | P86 | G3303-16 | P2 | G6801-08 | P80 | GA0378 | P56 |
| G1K268 | P88 | G3303-96 | P42 | G6801-08 | P82 | GA0810 | P94 |
| G1K268 | P90 | G3303-98 | P2 | G7100-104 | P141 | GA0863 | P110 |
| G1K269 | P55 | G3305-01 | P27 | G7100-111 | P141 | GA0864 | P110 |
| G1K269 | P56 | G3310-100 | P58 | G7100-115 | P139 | GA0895 | P50 |
| G1K269 | P119 | G3310-126 | P118 | G7100-116 | P142 | GA0898 | P110 |
| G1K269 | P130 | G3310-132 | P54 | G7100-121 | P141 | GA10036 | P105 |
| G1K296 | P6 | G3310-140 | P130 | G7100-153 | P141 | GA10037 | P105 |
| G1K320 | P84 | G3310-80 | P59 | G7100-217 | P141 | GA10047 | P100 |
| G1K320 | P88 | G3310-92 | P58 | G7100-234 | P141 | GA10048 | P100 |
| G1K320 | P90 | G3310-98 | P108 | G7100-238 | P141 | GA10137 | P14 |
| G1K321 | P84 | G3400-01 | P54 | G7100-249 | P139 | GA10151 | P14 |
| G1K321 | P88 | G3400-01 | P59 | G7100-253 | P140 | GA10157 | P2 |
| G1K321 | P90 | G3400-01 | P118 | G7100-255 | P140 | GA10157 | P6 |
| G1K322 | P88 | G3400-01 | P130 | G7100-260 | P136 | GA10570 | P86 |
| G1K322 | P90 | G4100-02 | P47 | G7100-261 | P136 | GA10575 | P88 |
| G1K323 | P87 | G4200-01 | P114 | G7100-263 | P136 | GA10601 | P86 |
| G1K323 | P90 | G4200-02 | P116 | G7100-292 | P143 | GA10601 | P88 |
| G1K345 | P10 | G4200-03 | P116 | G7100-295 | P140 | GA11397 | P100 |
| G1K362 | P86 | G4205-11 | P114 | G7100-302 | P137 | GA11398 | P100 |
| G1K362 | P88 | G4301-01 | P118 | G7100-363 | P143 | GA11591 | P64 |
| G1K362 | P91 | G4301-01 | P131 | G7100-381 | P139 | GA11766 | P64 |
| G1K363 | P86 | G4301-03 | P118 | G7100-385 | P138 | GA11767 | P64 |
| G1K363 | P88 | G4301-03 | P132 | G7100-385 | P140 | GA11969 | P42 |
| G1K363 | P91 | G4301-04 | P118 | G7100-387 | P141 | GA11971 | P42 |

| Part No. | Page | Part No. | Page | Part No. | Page | Part No. | Page |
|----------|------|----------|------|----------|------|----------|------|
| GA12108 | P101 | GA2014 | P38 | GA5105 | P54 | GA5600 | P90 |
| GA12109 | P101 | GA2014 | P40 | GA5105 | P58 | GA5624 | P58 |
| GA12235 | P38 | GA2014 | P94 | GA5105 | P108 | GA5624 | P108 |
| GA12235 | P40 | GA2014 | P104 | GA5105 | P129 | GA5625 | P28 |
| GA12236 | P34 | GA2019 | P18 | GA5106 | P58 | GA5629 | P58 |
| GA12236 | P38 | GA2020 | P18 | GA5106 | P59 | GA5652 | P110 |
| GA12236 | P40 | GA2054 | P8 | GA5107 | P58 | GA5654 | P32 |
| GA12330 | P126 | GA2068 | P54 | GA5107 | P108 | GA5654 | P34 |
| GA12403 | P90 | GA2075 | P26 | GA5107 | P129 | GA5654 | P36 |
| GA13521 | P91 | GA20902 | P86 | GA5108 | P58 | GA5654 | P38 |
| GA13522 | P91 | GA20902 | P88 | GA5109 | P58 | GA5654 | P40 |
| GA1369 | P94 | GA20902 | P90 | GA5110 | P58 | GA5654 | P104 |
| GA13719 | P66 | GA2094 | P27 | GA5111 | P58 | GA5666 | P110 |
| GA13790 | P53 | GA21104 | P69 | GA5112 | P58 | GA5667 | P110 |
| GA14049 | P114 | GA21105 | P69 | GA5113 | P58 | GA5698 | P20 |
| GA14049 | P116 | GA21106 | P68 | GA5114 | P55 | GA5699 | P20 |
| GA14112 | P116 | GA21106 | P69 | GA5114 | P108 | GA5715 | P30 |
| GA14250 | P38 | GA21111 | P68 | GA5115 | P108 | GA5715 | P32 |
| GA14251 | P36 | GA21112 | P68 | GA5116 | P58 | GA5718 | P32 |
| GA14251 | P38 | GA21158 | P72 | GA5116 | P108 | GA5719 | P30 |
| GA14348 | P52 | GA21159 | P72 | GA5116 | P108 | GA5719 | P32 |
| GA14349 | P52 | GA21167 | P71 | GA5118 | P54 | GA5786 | P42 |
| GA14412 | P50 | GA21168 | P71 | GA5121 | P52 | GA5787 | P42 |
| GA14412 | P52 | GA21184 | P70 | GA5121 | P50 | GA5791 | P53 |
| GA14413 | P52 | GA21185 | P70 | GA5122 | P52 | GA5794 | P20 |
| GA14413 | P50 | GA2147 | P50 | GA5122 | P50 | GA5795 | P20 |
| GA15151 | P66 | GA2148 | P50 | GA5130 | P64 | GA5796 | P20 |
| GA15197 | P10 | GA21515 | P86 | GA5146 | P59 | GA5834 | P20 |
| GA15197 | P11 | GA21515 | P88 | GA5157 | P54 | GA5887 | P97 |
| GA15312 | P40 | GA21515 | P90 | GA5158 | P54 | GA5892 | P30 |
| GA15415 | P94 | GA21676 | P6 | GA5164 | P56 | GA5917 | P114 |
| GA15415 | P98 | GA21677 | P6 | GA5165 | P56 | GA5917 | P116 |
| GA15415 | P100 | GA21798 | P108 | GA5173 | P64 | GA5982 | P20 |
| GA15416 | P94 | GA22165 | P10 | GA5175 | P62 | GA6038 | P20 |
| GA15416 | P98 | GA24239 | P28 | GA5177 | P62 | GA6147 | P88 |
| GA15416 | P100 | GA24693 | P3 | GA5178 | P62 | GA6147 | P91 |
| GA15422 | P143 | GA24825 | P52 | GA5183 | P62 | GA6168 | P20 |
| GA16082 | P90 | GA24826 | P52 | GA5184 | P62 | GA6171 | P6 |
| GA16428 | P114 | GA24828 | P52 | GA5188 | P64 | GA6171 | P8 |
| GA16428 | P116 | GA25180 | P14 | GA5190 | P64 | GA6171 | P10 |
| GA1720 | P3 | GA25181 | P42 | GA5194 | P118 | GA6171 | P10 |
| GA1720 | P42 | GA2558 | P50 | GA5197 | P48 | GA6171 | P96 |
| GA18201 | P18 | GA3893 | P119 | GA5202 | P59 | GA6171 | P105 |
| GA18208 | P20 | GA4235 | P108 | GA5202 | P129 | GA6182 | P20 |
| GA2007 | P14 | GA4265 | P48 | GA5223 | P108 | GA6184 | P20 |
| GA2012L | P4 | GA4286 | P97 | GA5229 | P130 | GA6187 | P20 |
| GA2012R | P4 | GA4287 | P97 | GA5230 | P106 | GA6337 | P108 |
| GA2014 | P4 | GA4376 | P52 | GA5231 | P106 | GA6434 | P10 |
| GA2014 | P8 | GA4444 | P22 | GA5236 | P106 | GA6478 | P20 |
| GA2014 | P32 | GA4976 | P114 | GA5237 | P106 | GA6501 | P118 |
| GA2014 | P34 | GA4976 | P116 | GA5385 | P84 | GA6513 | P129 |
| GA2014 | P36 | GA5090 | P54 | GA5600 | P87 | GA6514 | P129 |

| Part No. | Page | Part No. | Page | Part No. | Page | Part No. | Page |
|----------|------|----------|------|----------|------|----------|------|
| GA6515 | P129 | GA7854 | P86 | GA8641 | P40 | GA9865 | P40 |
| GA6597 | P10 | GA7854 | P88 | GA8656 | P46 | GA9870 | P54 |
| GA6618 | P8 | GA7854 | P90 | GA8670 | P48 | GA9872 | P46 |
| GA6619 | P8 | GA7855 | P86 | GA8676 | P46 | GA9877 | P50 |
| GA6620 | P8 | GA7855 | P88 | GA8685 | P94 | GA9978 | P86 |
| GA6633 | P20 | GA7855 | P90 | GA8688 | P98 | GA9978 | P88 |
| GA6699 | P84 | GA7856 | P86 | GA8689 | P98 | GA9978 | P90 |
| GA6700 | P84 | GA7856 | P88 | GA8690 | P131 | GA9979 | P86 |
| GA6701 | P84 | GA7856 | P90 | GA8691 | P132 | GA9979 | P88 |
| GA6733 | P8 | GA7857 | P86 | GA8692 | P133 | GA9979 | P90 |
| GA6741 | P26 | GA7857 | P88 | GA8760 | P36 | GB0110 | P18 |
| GA6761 | P46 | GA7857 | P90 | GA8760 | P38 | GB0115 | P23 |
| GA6801 | P8 | GA7858 | P87 | GA8839 | P50 | GB0116 | P23 |
| GA6823 | P84 | GA7858 | P90 | GA8845 | P94 | GB0120 | P18 |
| GA6824 | P84 | GA7859 | P88 | GA8877 | P96 | GB0134 | P94 |
| GA6832 | P34 | GA7859 | P90 | GA8877 | P105 | GB0156 | P47 |
| GA6833 | P34 | GA7909 | P48 | GA8897 | P73 | GB0186 | P3 |
| GA6834 | P34 | GA7949 | P6 | GA8924 | P73 | GB0198 | P110 |
| GA6838 | P34 | GA7998 | P104 | GA8930 | P42 | GB0199 | P110 |
| GA6907 | P26 | GA7999 | P104 | GA8931 | P128 | GB0200 | P110 |
| GA6966 | P100 | GA8021 | P86 | GA9007 | P48 | GB0205 | P97 |
| GA7154 | P58 | GA8021 | P88 | GA9131 | P40 | GB0206 | P98 |
| GA7235 | P53 | GA8021 | P90 | GA9144 | P88 | GB0209 | P98 |
| GA7239 | P98 | GA8022 | P86 | GA9144 | P90 | GB0210 | P98 |
| GA7240 | P98 | GA8022 | P88 | GA9195 | P94 | GB0212 | P96 |
| GA7255 | P20 | GA8022 | P90 | GA9206 | P84 | GB0213 | P40 |
| GA7271 | P36 | GA8026 | P87 | GA9207 | P84 | GB0218 | P3 |
| GA7313 | P108 | GA8026 | P90 | GA9426 | P48 | GB0218 | P14 |
| GA7336 | P59 | GA8046 | P86 | GA9427 | P48 | GB0218 | P40 |
| GA7336 | P108 | GA8046 | P88 | GA9428 | P47 | GB0218 | P42 |
| GA7336 | P118 | GA8046 | P90 | GA9429 | P47 | GB0218 | P54 |
| GA7336 | P130 | GA8047 | P84 | GA9430 | P106 | GB0218 | P97 |
| GA7375 | P114 | GA8047 | P86 | GA9431 | P106 | GB0239 | P8 |
| GA7375 | P116 | GA8047 | P88 | GA9433 | P100 | GB0239 | P10 |
| GA7376 | P50 | GA8047 | P90 | GA9434 | P100 | GB0254 | P10 |
| GA7409 | P50 | GA8069 | P122 | GA9437 | P100 | GB0259 | P59 |
| GA7434 | P52 | GA8130 | P73 | GA9438 | P48 | GB0265 | P2 |
| GA7434 | P50 | GA8305 | P96 | GA9439 | P48 | GB0266 | P2 |
| GA7445 | P36 | GA8306 | P96 | GA9472 | P105 | GB0267 | P2 |
| GA7445 | P40 | GA8324 | P4 | GA9564 | P100 | GB0268 | P8 |
| GA7445 | P104 | GA8326 | P23 | GA9565 | P100 | GB0268 | P10 |
| GA7446 | P34 | GA8343 | P18 | GA9714 | P15 | GB0274 | P2 |
| GA7446 | P36 | GA8364 | P23 | GA9819 | P100 | GB0276 | P6 |
| GA7446 | P40 | GA8366 | P23 | GA9820 | P101 | GB0278 | P14 |
| GA7446 | P104 | GA8371 | P22 | GA9821 | P100 | GB0278 | P23 |
| GA7841 | P59 | GA8483 | P94 | GA9822 | P101 | GB0282 | P10 |
| GA7850 | P86 | GA8487 | P46 | GA9844 | P40 | GB0285 | P2 |
| GA7850 | P88 | GA8488 | P46 | GA9845 | P40 | GB0287 | P55 |
| GA7850 | P90 | GA8603 | P28 | GA9846 | P54 | GB0287 | P56 |
| GA7853 | P86 | GA8603 | P40 | GA9857 | P88 | GB0296 | P100 |
| GA7853 | P88 | GA8603 | P100 | GA9861 | P40 | GB0301 | P4 |
| GA7853 | P90 | GA8641 | P28 | GA9862 | P40 | GB0301 | P42 |

| Part No. | Page | Part No. | Page | Part No. | Page | Part No. | Page |
|------------|------|----------|------|----------|------|----------|------|
| GB0314 | P14 | GD1026 | P54 | GD11124 | P116 | GD1143 | P27 |
| GB0314 | P42 | GD1026 | P59 | GD1113 | P42 | GD1144 | P27 |
| GB0322 | P100 | GD1026 | P100 | GD1113 | P48 | GD1145 | P27 |
| GB0323 | P100 | GD1026 | P108 | GD1113 | P100 | GD11453 | P6 |
| GB0331 | P14 | GD1026 | P118 | GD1113 | P100 | GD11458 | P52 |
| GB0366 | P3 | GD1026 | P130 | GD1113 | P101 | GD11474 | P91 |
| GB0383 | P38 | GD10273 | P98 | GD1114 | P3 | GD11490 | P52 |
| GB0387 | P34 | GD10283 | P66 | GD1114 | P42 | GD11490 | P50 |
| GB0387 | P38 | GD10303 | P98 | GD1114 | P48 | GD11508 | P11 |
| GB0387 | P40 | GD10304 | P98 | GD1114 | P98 | GD11509 | P11 |
| GB0400 | P101 | GD1041 | P18 | GD1114 | P106 | GD11528 | P18 |
| GB0405 | P101 | GD1042 | P18 | GD1114 | P110 | GD11535 | P46 |
| GB0410 | P18 | GD10473 | P4 | GD1115L | P26 | GD11557 | P100 |
| GB0410 | P18 | GD10473 | P8 | GD1115R | P26 | GD11558 | P100 |
| GB0464 | P38 | GD10487 | P98 | GD1116 | P26 | GD11559 | P46 |
| GB0464 | P38 | GD10519 | P36 | GD11178 | P104 | GD1162 | P140 |
| GB0554 | P66 | GD10519 | P38 | GD1118 | P26 | GD11657 | P46 |
| GB0968 | P42 | GD10519 | P40 | GD11180 | P118 | GD11662 | P46 |
| GB1090 | P86 | GD10526 | P36 | GD11188 | P104 | GD11677 | P28 |
| GB1090 | P86 | GD10552 | P34 | GD11218 | P42 | GD11695 | P50 |
| GB1090 | P88 | GD10552 | P36 | GD11219 | P22 | GD11700 | P118 |
| GB1090 | P88 | GD10552 | P40 | GD11239 | P14 | GD11705 | P94 |
| GB1090 | P90 | GD10552 | P104 | GD11239 | P22 | GD11721 | P114 |
| GB1090 | P90 | GD1059L | P22 | GD11239 | P23 | GD11721 | P116 |
| GB1090 | P86 | GD1059R | P22 | GD11240 | P23 | GD11747 | P15 |
| GB1090 | P88 | GD1060 | P22 | GD11259 | P2 | GD11787 | P18 |
| GB1090 | P90 | GD1061 | P23 | GD11264 | P42 | GD11836 | P104 |
| GD0438 | P62 | GD1063 | P23 | GD11265 | P104 | GD11845 | P2 |
| GD0453-02 | P62 | GD1065 | P2 | GD11266 | P104 | GD11845 | P4 |
| GD0453-03 | P64 | GD1083 | P18 | GD11279 | P15 | GD11845 | P8 |
| GD0453-06 | P62 | GD1085 | P10 | GD11286 | P18 | GD11953 | P96 |
| GD0453-07 | P62 | GD1086 | P6 | GD11297 | P23 | GD11953 | P105 |
| GD0462 | P62 | GD10867 | P42 | GD11305 | P22 | GD11954 | P96 |
| GD0487 | P94 | GD10963 | P26 | GD11306 | P4 | GD11954 | P105 |
| GD0652 | P64 | GD10984 | P26 | GD11306 | P94 | GD11962 | P2 |
| GD0746 | P66 | GD10991 | P6 | GD11311 | P18 | GD11962 | P22 |
| GD0752-41 | P64 | GD10993 | P2 | GD11313 | P11 | GD11985 | P70 |
| GD0840 | P66 | GD11001 | P2 | GD1132 | P32 | GD11995 | P73 |
| GD0914-109 | P55 | GD11017 | P4 | GD1132 | P34 | GD1200 | P110 |
| GD0914-134 | P55 | GD1104 | P98 | GD1132 | P36 | GD1207 | P110 |
| GD0914-170 | P56 | GD11045 | P55 | GD1132 | P38 | GD1209 | P110 |
| GD0914-210 | P56 | GD11045 | P56 | GD1132 | P40 | GD1210 | P110 |
| GD0914-230 | P56 | GD11045 | P118 | GD1132 | P94 | GD12101 | P71 |
| GD0962 | P94 | GD11045 | P130 | GD1132 | P104 | GD12101 | P72 |
| GD10036 | P3 | GD11089 | P84 | GD1138 | P94 | GD12102 | P68 |
| GD10110 | P114 | GD11089 | P86 | GD1138 | P106 | GD12102 | P69 |
| GD10110 | P116 | GD11089 | P88 | GD11413 | P14 | GD12102 | P70 |
| GD10161 | P108 | GD11089 | P91 | GD11413 | P23 | GD1213 | P110 |
| GD10242 | P98 | GD1109 | P8 | GD11422 | P3 | GD1213 | P110 |
| GD1026 | P2 | GD1109 | P10 | GD11423 | P96 | GD12505 | P69 |
| GD1026 | P22 | GD11122 | P20 | GD11423 | P105 | GD12507 | P68 |
| GD1026 | P42 | GD11123 | P116 | GD11424 | P22 | GD12510 | P71 |

| Part No. | Page | Part No. | Page | Part No. | Page | Part No. | Page |
|----------|------|-------------|------|------------|------|-------------|------|
| GD12510 | P72 | GD15538 | P59 | GD2558 | P59 | GD4887-01 | P58 |
| GD12513 | P73 | GD15685 | P118 | GD2558 | P108 | GD5752 | P54 |
| GD12534 | P34 | GD15685 | P130 | GD2558 | P129 | GD5753 | P54 |
| GD12543 | P50 | GD15698 | P18 | GD2589 | P94 | GD5756 | P54 |
| GD1255 | P56 | GD15699 | P20 | GD2597 | P66 | GD5756 | P59 |
| GD1256 | P56 | GD15747 | P14 | GD26146 | P10 | GD5789 | P53 |
| GD12561 | P15 | GD15970 | P2 | GD26419 | P18 | GD5790 | P53 |
| GD12571 | P58 | GD16245 | P2 | GD26594 | P18 | GD5824 | P59 |
| GD12676 | P100 | GD16302 | P59 | GD26973 | P38 | GD5827 | P53 |
| GD12677 | P100 | GD1657 | P94 | GD2721 | P62 | GD5827 | P58 |
| GD12679 | P100 | GD1673 | P94 | GD2721 | P64 | GD5830 | P59 |
| GD12684 | P104 | GD1685-12 | P106 | GD27233 | P71 | GD5835 | P59 |
| GD12685 | P100 | GD1685-13 | P106 | GD27233 | P72 | GD5841 | P52 |
| GD12817 | P40 | GD1685-14 | P106 | GD27234 | P70 | GD5841 | P50 |
| GD12826 | P40 | GD1685-15 | P106 | GD27235 | P68 | GD5857 | P34 |
| GD12827 | P40 | GD1685-16 | P106 | GD27235 | P69 | GD5857 | P53 |
| GD12829 | P40 | GD1748 | P114 | GD27235 | P73 | GD5857 | P58 |
| GD13287 | P100 | GD1748 | P116 | GD2734-08 | P118 | GD5857 | P108 |
| GD13309 | P105 | GD1755 | P20 | GD2734-08 | P130 | GD5857 | P118 |
| GD13348 | P90 | GD18118 | P91 | GD28390 | P2 | GD5857 | P130 |
| GD13361 | P2 | GD18168 | P91 | GD29221 | P48 | GD5860 | P54 |
| GD1337 | P114 | GD1862 | P114 | GD29459 | P42 | GD5875 | P48 |
| GD13401 | P52 | GD1862 | P116 | GD2947 | P26 | GD5875 | P64 |
| GD13401 | P50 | GD18704 | P18 | GD29689 | P71 | GD5884-01 | P56 |
| GD1379 | P110 | GD19292 | P28 | GD29689 | P72 | GD5885-01 | P56 |
| GD1380 | P110 | GD19292 | P40 | GD2971-10 | P22 | GD5885-02 | P55 |
| GD14170 | P40 | GD19333 | P18 | GD2971-26 | P4 | GD5885-03 | P55 |
| GD14217 | P3 | GD19343 | P59 | GD2984 | P140 | GD5886 | P108 |
| GD14413 | P59 | GD19343 | P119 | GD30401 | P70 | GD5886 | P112 |
| GD14413 | P119 | GD19343 | P130 | GD30622 | P57 | GD5888 | P48 |
| GD14413 | P130 | GD19790 | P18 | GD30622 | P57 | GD5892 | P62 |
| GD14427 | P59 | GD20060 | P116 | GD30622 | P59 | GD5958 | P55 |
| GD14427 | P119 | GD20456 | P52 | GD30624 | P57 | GD5960 | P56 |
| GD14427 | P130 | GD20461 | P52 | GD30624 | P57 | GD5961 | P55 |
| GD14431 | P58 | GD2117 | P140 | GD30624 | P59 | GD5961 | P56 |
| GD14431 | P119 | GD21398 | P110 | GD30725 | P4 | GD5988 | P130 |
| GD14431 | P130 | GD21540 | P66 | GD30725 | P38 | GD5990 | P119 |
| GD14432 | P59 | GD2161 | P64 | GD30725 | P94 | GD5990 | P130 |
| GD14432 | P119 | GD2199 | P84 | GD31353MPP | P10 | GD6027 | P46 |
| GD14432 | P130 | GD2199 | P135 | GD31450 | P58 | GD6027 | P48 |
| GD14559 | P98 | GD22685 | P143 | GD31466 | P6 | GD6027 | P48 |
| GD1512 | P140 | GD22692 | P143 | GD3180-12 | P8 | GD6165 | P130 |
| GD1514 | P114 | GD2412 | P110 | GD3180-17 | P108 | GD6291 | P87 |
| GD1514 | P116 | GD2423 | P26 | GD3214 | P64 | GD6551 | P58 |
| GD1515 | P114 | GD24545 | P2 | GD34178 | P52 | GD6553 | P97 |
| GD1515 | P116 | GD2460 | P27 | GD34923 | P97 | GD6825-10.5 | P54 |
| GD1516 | P114 | GD2548-15.5 | P112 | GD35444 | P2 | GD7127 | P58 |
| GD1516 | P116 | GD2548-25.5 | P112 | GD35471 | P42 | GD7127 | P108 |
| GD1517 | P114 | GD2548-27.5 | P112 | GD35472 | P42 | GD7127 | P129 |
| GD1517 | P116 | GD25568 | P42 | GD3612 | P2 | GD7140 | P47 |
| GD1520 | P114 | GD25569 | P42 | GD3839 | P119 | GD7145 | P84 |
| GD15386 | P64 | GD2558 | P54 | GD3839 | P130 | GD7145 | P114 |

| Part No. | Page | Part No. | Page | Part No. | Page | Part No. | Page |
|-----------|------|-----------|------|----------|------|----------|------|
| GD7145 | P116 | GD8304 | P84 | GR0208 | P132 | GR0508 | P114 |
| GD7148 | P23 | GD8307 | P32 | GR0209 | P131 | GR0508 | P116 |
| GD7152 | P84 | GD8308 | P96 | GR0211 | P131 | GR0586 | P88 |
| GD7258 | P23 | GD8460 | P10 | GR0211 | P132 | GR0586 | P90 |
| GD7318 | P2 | GD8751 | P87 | GR0211 | P133 | GR0594 | P86 |
| GD7426 | P54 | GD8751 | P90 | GR0212 | P131 | GR0594 | P88 |
| GD7426 | P59 | GD8770 | P87 | GR0212 | P132 | GR0594 | P90 |
| GD7426 | P108 | GD8770 | P90 | GR0212 | P133 | GR0664 | P18 |
| GD7426 | P118 | GD8771 | P88 | GR0213 | P131 | GR0880 | P119 |
| GD7426 | P130 | GD8771 | P90 | GR0213 | P132 | GR0881 | P119 |
| GD7639 | P86 | GD8778 | P20 | GR0214 | P131 | GR0882 | P119 |
| GD7639 | P88 | GD8893-01 | P42 | GR0214 | P132 | GR0883 | P119 |
| GD7803 | P28 | GD9107 | P131 | GR0214 | P133 | GR0912 | P54 |
| GD7803 | P40 | GD9107 | P132 | GR0215 | P131 | GR0912 | P58 |
| GD7804 | P28 | GD9108 | P133 | GR0215 | P132 | GR0912 | P59 |
| GD7804 | P40 | GD9109 | P131 | GR0215 | P133 | GR0912 | P108 |
| GD7817-01 | P32 | GD9109 | P132 | GR0216 | P131 | GR0912 | P118 |
| GD7817-04 | P32 | GD9109 | P133 | GR0216 | P132 | GR0912 | P130 |
| GD7817-04 | P104 | GD9120 | P10 | GR0217 | P131 | GR0962 | P62 |
| GD7819 | P55 | GD9254 | P28 | GR0217 | P132 | GR1015 | P114 |
| GD7822 | P58 | GD9254 | P40 | GR0217 | P133 | GR1015 | P116 |
| GD7823 | P32 | GD9290 | P8 | GR0221 | P133 | GR1016 | P114 |
| GD7848 | P110 | GD9305 | P8 | GR0222 | P133 | GR1016 | P116 |
| GD7867 | P108 | GD9562 | P8 | GR0223 | P131 | GR1017 | P114 |
| GD7867 | P112 | GD9695 | P42 | GR0225 | P131 | GR1017 | P116 |
| GD7868 | P112 | GD9705 | P96 | GR0225 | P132 | GR1018 | P114 |
| GD7870 | P108 | GD9706 | P96 | GR0225 | P133 | GR1018 | P116 |
| GD7871 | P108 | GD9709 | P96 | GR0226 | P131 | GR1019 | P114 |
| GD7878 | P20 | GD9715 | P34 | GR0226 | P132 | GR1019 | P116 |
| GD7889 | P30 | GD9720 | P34 | GR0226 | P133 | GR1037 | P78 |
| GD7889 | P32 | GD9724 | P34 | GR0227 | P131 | GR1037 | P78 |
| GD7890 | P30 | GD9724 | P36 | GR0228 | P131 | GR1037 | P78 |
| GD7890 | P32 | GD9724 | P38 | GR0228 | P132 | GR1037 | P80 |
| GD7900 | P97 | GD9724 | P40 | GR0229 | P132 | GR1037 | P80 |
| GD7904-02 | P98 | GD9724 | P104 | GR0229 | P133 | GR1037 | P80 |
| GD7907 | P98 | GM0188-01 | P143 | GR0231 | P132 | GR1037 | P82 |
| GD7908 | P97 | GM0188-02 | P143 | GR0231 | P133 | GR1037 | P82 |
| GD7911 | P96 | GR0146 | P142 | GR0232 | P131 | GR1037 | P82 |
| GD7912 | P98 | GR0146MPP | P142 | GR0232 | P132 | GR1045 | P82 |
| GD7944 | P46 | GR0150 | P66 | GR0232 | P133 | GR1104 | P126 |
| GD7944 | P54 | GR0151 | P66 | GR0233 | P132 | GR1112 | P126 |
| GD7962 | P97 | GR0155 | P142 | GR0255 | P47 | GR1114 | P122 |
| GD7962 | P104 | GR0155MPP | P142 | GR0270 | P52 | GR1116 | P122 |
| GD8218 | P96 | GR0188 | P97 | GR0270 | P50 | GR1116 | P126 |
| GD8224 | P98 | GR0193 | P62 | GR0279 | P133 | GR1118 | P122 |
| GD8237 | P20 | GR0196 | P2 | GR0280 | P133 | GR1118 | P126 |
| GD8238 | P97 | GR0196 | P23 | GR0281 | P133 | GR1120 | P126 |
| GD8239 | P98 | GR0196 | P42 | GR0282 | P133 | GR1122 | P118 |
| GD8247 | P97 | GR0207 | P131 | GR0283 | P133 | GR1123 | P126 |
| GD8249 | P3 | GR0207 | P132 | GR0284 | P133 | GR1124 | P126 |
| GD8266 | P30 | GR0207 | P133 | GR0434 | P52 | GR1129 | P124 |
| GD8276 | P98 | GR0208 | P131 | GR0434 | P50 | GR1130 | P124 |

| Part No. | Page | Part No. | Page | Part No. | Page | Part No. | Page |
|-----------|------|-----------|------|----------|------|----------|------|
| GR1133 | P124 | GR1631 | P88 | | | | |
| GR1134 | P124 | GR1632 | P88 | | | | |
| GR1134 | P126 | GR1708 | P114 | | | | |
| GR1142 | P124 | GR1708 | P116 | | | | |
| GR1144 | P124 | GR1762 | P90 | | | | |
| GR1165 | P122 | GR1763 | P91 | | | | |
| GR1167 | P122 | GR1795 | P126 | | | | |
| GR1168 | P122 | GR1797 | P126 | | | | |
| GR1169 | P73 | GR1799 | P126 | | | | |
| GR1208 | P84 | GR1801 | P126 | | | | |
| GR1208 | P84 | GR1802 | P126 | | | | |
| GR1389 | P122 | GR1804 | P126 | | | | |
| GR1389 | P126 | GR1805 | P126 | | | | |
| GR1390 | P86 | GR1806 | P126 | | | | |
| GR1391 | P88 | GR1808 | P126 | | | | |
| GR1392 | P86 | GR1828 | P142 | | | | |
| GR1393 | P88 | GR1842MPP | P142 | | | | |
| GR1397 | P114 | GR1848 | P18 | | | | |
| GR1401 | P73 | GR1941 | P114 | | | | |
| GR1414 | P91 | GR1941 | P116 | | | | |
| GR1415 | P91 | GR1956 | P84 | | | | |
| GR1420 | P122 | GR1956 | P84 | | | | |
| GR1421 | P122 | GR1957 | P84 | | | | |
| GR1422 | P124 | GR1958 | P84 | | | | |
| GR1423 | P124 | GR2003 | P126 | | | | |
| GR1424 | P122 | GR2154 | P18 | | | | |
| GR1425 | P122 | GR2225 | P69 | | | | |
| GR1425 | P124 | GR2227 | P70 | | | | |
| GR1427 | P122 | GR2228 | P68 | | | | |
| GR1451 | P124 | GR2229 | P71 | | | | |
| GR1465 | P82 | GR2229 | P72 | | | | |
| GR1484 | P131 | GR2240 | P142 | | | | |
| GR1484 | P132 | GR2240MPP | P142 | | | | |
| GR1485 | P133 | GR2241MPP | P142 | | | | |
| GR1523 | P73 | | | | | | |
| GR1533 | P128 | | | | | | |
| GR1535 | P128 | | | | | | |
| GR1540 | P128 | | | | | | |
| GR1541 | P128 | | | | | | |
| GR1542 | P128 | | | | | | |
| GR1543 | P126 | | | | | | |
| GR1543 | P128 | | | | | | |
| GR1544 | P128 | | | | | | |
| GR1545 | P128 | | | | | | |
| GR1569 | P18 | | | | | | |
| GR1570MPP | P142 | | | | | | |
| GR1574 | P128 | | | | | | |
| GR1577 | P131 | | | | | | |
| GR1577 | P132 | | | | | | |
| GR1577 | P133 | | | | | | |
| GR1626 | P132 | | | | | | |
| GR1626 | P133 | | | | | | |

Kinze Manufacturing, Inc.

I-80 at Exit 216 North, Williamsburg, Iowa 52361